



DENVER BRONCOS

WEEKLY RELEASE PACKET

WEEK 7



DENVER BRONCOS (3-3)
at
NEW ORLEANS SAINTS (2-4)

THUR, OCT. 17, 2024
CAESARS SUPERDOME
7:15 P.M. CDT - NEW ORLEANS

*3 World Championships | 8 Super Bowls | 10 AFC Title Games
15 AFC West Titles | 22 Playoff Berths | 29 Winning Seasons*



DENVER BRONCOS WEEKLY RELEASE

3 World Championships • 8 Super Bowls • 10 AFC Title Games • 15 AFC West Titles • 22 Playoff Berths • 29 Winning Seasons

REGULAR SEASON WEEK 7

Denver Broncos (3-3) at New Orleans Saints (2-4)

Date: Thursday, Oct. 17, 2024
Time: 7:15 p.m. CDT
Stadium: Caesars Superdome
Location: New Orleans



BROADCAST INFORMATION

TELEVISION



Play-by-Play: Al Michaels
Analyst: Kirk Herbstreit
Sideline: Kaylee Hartung

NATIONAL RADIO



Play-by-Play: Kevin Kugler
Analyst: Ryan Harris

LOCAL RADIO



Play-by-Play: Dave Logan
Analyst: Rick Lewis
Sideline: Susie Wargin

MATCHUP PREVIEW

The **Denver Broncos** (3-3) play in their first primetime contest of the season, traveling to the **New Orleans Saints** (2-4) for a Thursday night matchup. In the teams' first head-to-head matchup since 2020, Head Coach Sean Payton returns to the city where he was head coach for 15 years (2006-21).



Overall, the Broncos lead the series with the Saints with a 9-3 record against the NFC South foe, including a 4-1 record in New Orleans.

2024 DENVER BRONCOS SCHEDULE

PRESEASON (3-0)

Wk. Day	Date	Opponent	Site	Time/Result	TV/Rec.
1 Sun.	Aug. 11	at Indianapolis	Lucas Oil Stadium	W, 34-30	1-0
2 Sun.	Aug. 18	GREEN BAY	Empower Field at Mile High	W, 27-2	2-0
3 Sun.	Aug. 25	ARIZONA	Empower Field at Mile High	W, 38-12	3-0

REGULAR SEASON (3-3)

Wk. Day	Date	Opponent	Site	Time/Result	TV/Rec.
1 Sun.	Sept. 8	at Seattle	Lumen Field	L, 20-26	0-1
2 Sun.	Sept. 15	PITTSBURGH	Empower Field at Mile High	L, 6-13	0-2
3 Sun.	Sept. 22	at Tampa Bay	Raymond James Stadium	W, 26-7	1-2
4 Sun.	Sept. 29	at N.Y. Jets	MetLife Stadium	W, 10-9	2-2
5 Sun.	Oct. 6	LAS VEGAS	Empower Field at Mile High	W, 34-18	3-2
6 Sun.	Oct. 13	L.A. CHARGERS	Empower Field at Mile High	L, 16-23	3-3
7 Thurs.	Oct. 17	at New Orleans	Caesars Superdome	7:15 p.m. CDT	Prime Video
8 Sun.	Oct. 27	CAROLINA	Empower Field at Mile High	2:25 p.m. MDT	CBS
9 Sun.	Nov. 3	at Baltimore	M&T Bank Stadium	1 p.m. EST	CBS
10 Sun.	Nov. 10	at Kansas City	GEHA Field at Arrowhead Stadium	12 p.m. CST	CBS
11 Sun.	Nov. 17	ATLANTA	Empower Field at Mile High	2:05 p.m. MST	FOX
12 Sun.	Nov. 24	at Las Vegas	Allegiant Stadium	1:05 p.m. PST	CBS
13 Mon.	Dec. 2	CLEVELAND	Empower Field at Mile High	6:15 p.m. MST	ESPN
14		BYE			
15 Sun.	Dec. 15	INDIANAPOLIS	Empower Field at Mile High	2:25 p.m. MST	CBS
16 Sun.	Dec. 22	at L.A. Chargers	SoFi Stadium	1:05 p.m. PST	FOX
17 Sat./Sun.	Dec. 28/29	at Cincinnati	Paycor Stadium	TBD	TBD
18 Sat./Sun.	Jan. 4/5	KANSAS CITY	Empower Field at Mile High	TBD	TBD

QUICK HITS

Linebacker **Randy Gradishar** became the fourth defensive player in team history who spent at least four seasons with the team to be enshrined into the Pro Football Hall of Fame in 2024. **See Page 6**

Head Coach **Sean Payton** is has the fifth-most regular-season wins (163) among all active NFL head coaches. **See Page 9**

Quarterback **Bo Nix** has recorded 121 completions this season, which is the second most among all Broncos rookie signal callers in team history. **See Page 10**

Wide receiver **Courtland Sutton** surpassed 300 receptions in his 82nd career game, becoming the fifth-fastest player in team history to reach that milestone. **See Page 12**

Wide receiver **Devaughn Vele** has tallied the second-most receptions (12) by a Bronco in his first two games. **See Page 13**

The Broncos rank defensively in the Top-5 in the league in red zone defense (1st), yards per play (2nd), total yards per game (4th) and passing yards (5th). **See Page 13-14**

Cornerback **Pat Surtain II** recorded the second-longest interception return for a touchdown in team history in Week 5 against Las Vegas after intercepting a quarterback Gardner Minshew pass and taking it 100 yards for the score. **See Page 14**

This season, defensive end **Zach Allen** has totaled the third-most QB pressures in the NFL and the fourth-highest pass rush win percentage among NFL defensive linemen. **See Page 16-17**

Punter **Riley Dixon** has tallied the fourth-most punts inside of the 20-yard line (95) by a Bronco in team history. **See Page 19**

BRONCOS PUBLIC RELATIONS STAFF

Patrick Smyth - Chief Communications Officer • Erich Schubert - Vice President of Communications & Content • Megan Boyle - Sr. Manager of Strategic Communications
Tyler Gorse - Sr. Coordinator of Football Communications • Emma Levine - Communications Assistant



DENVER BRONCOS WEEKLY RELEASE

BRONCOS/SAINTS TEAM COMPARISON



NFL Top 10
NFL Bottom 10



3-3

2-4

GENERAL

-1 (T-18th)	TURNOVER MARGIN (RK)	3 (T-8th)
28:26 (24th)	TIME OF POSSESSION AVG. (RK)	29:27 (18th)

OFFENSE

278.2 (29th)	NET YARDS PER GAME (RK)	319.8 (18th)
4.69 (27th)	YARDS PER PLAY (RK)	5.33 (18th)
18.7 (25th)	POINTS PER GAME (RK)	27.8 (5th)
107.3 (23rd)	NET RUSHING YPG (RK)	119.5 (13th)
170.8 (27th)	NET PASSING YPG (RK)	200.3 (21st)
5 (T-19th)	HAD INTERCEPTED (RK)	6 (T-24th)
4 (T-21st)	FUMBLES LOST (RK)	3 (T-13th)
9 (T-25th)	GIVEAWAYS (RK)	9 (T-25th)
9 (T-4th)	SACKS ALLOWED (RK)	10 (T-6th)
25.0% (31st)	THIRD DOWN PCT. (RK)	47.1% (3rd)
50.0% (T-19th)	RED ZONE PCT. (RK)	71.4% (3rd)

DEFENSE

284.3 (4th)	NET YARDS PER GAME (RK)	395.8 (32nd)
4.44 (2nd)	YARDS PER PLAY (RK)	6.07 (31st)
16.0 (4th)	POINTS PER GAME (RK)	24.5 (23rd)
114.2 (14th)	NET RUSHING YPG (RK)	133.7 (20th)
170.2 (5th)	NET PASSING YPG (RK)	262.2 (29th)
5 (T-9th)	INTERCEPTIONS (RK)	10 (2nd)
3 (T-13th)	FUMBLE RECOVERIES (RK)	2 (T-18th)
8 (T-12th)	TAKEAWAYS (RK)	12 (4th)
22 (2nd)	SACKS (RK)	15 (T-14th)
38.4% (19th)	THIRD DOWN PCT. (RK)	40.3% (20th)
33.3% (1st)	RED ZONE PCT. (RK)	38.1% (2nd)

SPECIAL TEAMS

46.6 (22nd)	GROSS PUNTING AVG. (RK)	43.5 (30th)
43.1 (9th)	NET PUNTING AVG. (RK)	41.0 (23rd)
12.5 (7th)	PUNT RETURN AVG. (RK)	14.3 (5th)
6.5 (9th)	PUNT RETURN AVG. AGAINST (RK)	6.3 (7th)
26.8 (16th)	KICKOFF RETURN AVG. (RK)	28.0 (T-8th)
23.8 (4th)	KICKOFF RETURN AVG. AGAINST (RK)	24.7 (12th)
92.9% (8th)	FIELD GOAL PCT. (RK)	100% (T-1st)

PENALTIES

43 (T-23rd)	PENALTIES COMMITTED	36 (T-13th)
48 (2nd)	OPPONENT PENALTIES COMMITTED	44 (9th)

BRONCOS/SAINTS IND. COMPARISON



PASSING YARDS

Nix.....	1,082	Carr.....	989
		Rattler.....	243
		Haener.....	17

RUSHING YARDS

Williams.....	213	Kamara.....	428
Nix.....	180	Williams.....	103
McLaughlin.....	116	Hill.....	77

RECEIVING YARDS

Sutton.....	277	Shaheed.....	349
Reynolds*.....	183	Olave.....	280
Humphrey/Williams.....	143	Kamara.....	238

POINTS SCORED

Lutz.....	48	Grupe.....	47
Nix.....	18	Kamara.....	42
McLaughlin/Sutton.....	12	Shaheed.....	24

INTERCEPTIONS

Surtain.....	2	Adebo.....	3
Three Players.....	1	Mathieu.....	2
		Five Players.....	1

SACKS

Cooper.....	4.5	Bresee.....	4.0
Bonitto.....	4	Taylor.....	3.5
Allen.....	3.5	Granderson.....	3.0

DEFENSIVE TACKLES

Jones.....	44	Adebo.....	46
Moss.....	39	Taylor/Davis.....	35
Barton.....	37	Lattimore/Granderson.....	24

KICKOFF RETURNS (AVG.)

Smith.....	3 (30.7)	Shaheed.....	6 (28.5)
Mims Jr.....	3 (23.0)	Williams.....	5 (27.4)

PUNT RETURNS (AVG.)

Mims Jr.....	13 (12.5)	Shaheed.....	9 (15.9)
		Wilson.....	1(0.0)

FIELD GOALS

Lutz.....	13/14 (92.9)	Grupe.....	10/10 (100.0)
-----------	--------------	------------	---------------

PUNTS (GROSS/NET AVG.)

Dixon.....	35 (46.6/ 43.1)	Hayball.....	20 (43.5/41.0)
------------	-----------------	--------------	----------------

* - Player not currently on active roster



DENVER BRONCOS WEEKLY RELEASE

BRONCOS/SAINTS ALL-TIME RESULTS

Series Meetings:	12
Broncos Record:	9-3-0 (Home: 5-2 / Away: 4-1)
First Game:	Den. 31, at N.O. 6 (11/22/70)
Last Game:	N.O. 31, at Den. 3 (11/29/20)
Current Streak:	Lost One
Longest Den. Win Streak:	5, (12/3/00 - 11/29/20)
Longest N.O. Win Streak:	2, (11/20/88 - 12/24/94)
Last Den. Home Win:	at Den. 34, N.O. 14 (10/28/12)
Last Den. Home Loss:	N.O. 31, at Den. 3 (11/29/20)
Last Den. Road Win:	Den. 25, at N.O. 23 (11/13/16)
Last Den. Road Loss:	at N.O. 42, Den. 0 (11/20/88)
Den. Shutouts:	None
N.O. Shutouts:	1, (11/20/88): at N.O. 42, Den. 0
Most Den. Points:	38, (12/3/00): Den. 38, at N.O. 23
Most N.O. Points:	42, (11/20/88): at N.O. 42, Den. 0
Total Den. Points:	304
Total N.O. Points:	257
Average Den. Points:	25.3
Average N.O. Points:	21.4
Largest Den. Win:	25, (11/22/70): Den. 31, at N.O. 6
Largest N.O. Win:	42, (11/20/88): at N.O. 42, Den. 0
Most Pts., Both Teams:	66, (9/21/08): at Den. 34, N.O. 32
Fewest Pts., Both Teams:	13, (11/4/79): at Den. 10, N.O. 3

BRONCOS/SAINTS ALL-TIME RESULTS

Season (Date)	W/L	Result	Site
1970 (11/22)	W	Denver 31, @New Orleans 6	Tulane Stadium
1974 (10/13)	W	@Denver 33, New Orleans 17	Mile High Stadium
1979 (11/4)	W	@Denver 10, New Orleans 3	Mile High Stadium
1985 (9/15)	W	@Denver 34, New Orleans 23	Mile High Stadium
1988 (11/20)	L	@New Orleans 42, Denver 0	Superdome
1994 (12/24)	L	New Orleans 30, @Denver 28	Mile High Stadium
2000 (12/3)	W	Denver 38, @New Orleans 23	Louisiana Superdome
2004 (11/21)	W	Denver 34, @New Orleans 13	Louisiana Superdome
2008 (9/21)	W	@Denver 34, New Orleans 32	INVESCO Field at Mile High
2012 (10/28)	W	@Denver 34, New Orleans 14	Sports Authority Field at Mile High
2016 (11/13)	W	Denver 25, @New Orleans 23	Mercedes-Benz Superdome
2020 (11/29)	L	New Orleans 31, @Denver 3	Empower Field at Mile High

NFL SCHEDULE - WEEK 7

Thursday, Oct. 17

Denver at New Orleans 7:15 p.m. (CDT)

Sunday, Oct. 20

New England at Jacksonville (London)	2:30 p.m. (BST)
Houston at Green Bay	12:00 p.m. (CDT)
Detroit at Minnesota	12:00 p.m. (CDT)
Seattle at Atlanta	1:00 p.m. (EDT)
Tennessee at Buffalo	1:00 p.m. (EDT)
Cincinnati at Cleveland	1:00 p.m. (EDT)
Miami at Indianapolis	1:00 p.m. (EDT)
Philadelphia at N.Y. Giants	1:00 p.m. (EDT)
Las Vegas at L.A. Rams	1:05 p.m. (PDT)
Kansas City at San Francisco	1:25 p.m. (PDT)
Carolina at Washington	4:05 p.m. (EDT)
N.Y. Jets at Pittsburgh	8:20 p.m. (EDT)

Monday, Oct. 21

L.A. Chargers at Arizona	6:00 p.m. (MST)
Baltimore at Tampa Bay	8:15 p.m. (EDT)

WHAT TO WATCH FOR VS. NEW ORLEANS

TEAM (9-3 all-time record versus Saints; 4-1 on the road)

* - Needs a win to improve to 10-3 overall and 5-1 on the road in the all-time series versus the Saints.

TEAM (205-285-3 all-time record on the road)

* - Needs a win to capture their 206th road victory in franchise history.

TEAM (22 sacks)

* - Needs seven sacks to tie the 1985 and 1986 teams for the most sacks by a Broncos squad within the first seven weeks of a season.

TEAM (3+ sacks in last four games)

* - Needs at least three sacks to reach five consecutive games with at least three quarterback takedowns for the first time since 2016.

TEAM (2 safeties)

* - Needs one safety to tie the franchise record for most safeties recorded in a single season.

DE ZACH ALLEN (9 TFLs in 2024)

* - Needs five tackles for loss to tie defensive end Evlis Dumervil for the most TFLs by a Broncos defensive lineman in a single season.

OLB NIK BONITTO (1.0 sack in last four games)

* - Needs one sack to become the first Bronco since outside linebacker Von Miller in 2018 to record at least one sack in five straight games.

S P. J. LOCKE (96 tackles)

* - Needs four tackles to reach the 100 career tackle mark.

RB JALEEL MCLAUGHLIN (518 rushing yards in first two years)

* - Needs one rushing yard to eclipse running back Wendell Hayes for the fifth-most yards on the ground by an undrafted Bronco in his first two NFL seasons.

CB RILEY MOSS (1 pass defensed in last three games)

* - Needs one pass defensed to become the first Bronco since cornerback Ronald Darby in 2022 to record at least one pass defensed in five straight games.

QB BO NIX (121 completions)

* - Needs two completions to tie quarterback John Elway for the most completions by a Broncos rookie signal caller.

CB PAT SURTAIN II (41 passes defensed)

* - Needs one pass defensed to eclipse defensive back Kelly Herndon for the third most passes defensed by a Bronco in his first four seasons.

WR COURTLAND SUTTON (319 career receptions)

* - Needs eight catches to tie wide receiver Brandon Marshall for the 10th-most receptions by a Bronco in team history.

WR DEVAUGHN VELE (12 receptions)

* - Needs six receptions to tie wide receiver Eddie Royal for the most receptions by a Bronco in his first three career games.

RB JAVONTE WILLIAMS (2,857 scrimmage yards)

* - Needs 143 scrimmage yards to reach 3,000 career scrimmage yards in his first four seasons.



DENVER BRONCOS WEEKLY RELEASE

2024 NFL STANDINGS

AFC East

Team	W	L	T	Pct	PF	PA	Home	Road	Div	AFC	NFC
Buf.	4	2	0	.667	165	126	2-0	2-2	2-0	3-2	1-0
Mia.	2	3	0	.400	60	113	1-2	1-1	1-1	2-2	0-1
NYJ	2	4	0	.333	113	108	1-2	1-2	1-1	2-2	0-2
N.E.	1	5	0	.167	83	143	0-3	1-2	0-2	1-3	0-2

AFC North

Team	W	L	T	Pct	PF	PA	Home	Road	Div	AFC	NFC
Bal.	4	2	0	.667	177	149	2-1	2-1	1-0	2-2	2-0
Pit.	4	2	0	.667	124	86	1-1	3-1	0-0	3-1	1-1
Cin.	2	4	0	.333	157	152	0-3	2-1	0-1	0-3	2-1
Cle.	1	5	0	.167	95	141	0-2	1-3	0-0	1-1	0-4

AFC South

Team	W	L	T	Pct	PF	PA	Home	Road	Div	AFC	NFC
Hou.	5	1	0	.833	143	135	3-0	2-1	2-0	4-0	1-1
Ind.	3	3	0	.500	139	139	2-1	1-2	1-2	2-2	1-1
Ten.	1	4	0	.200	96	110	0-3	1-1	0-1	1-2	0-2
Jac.	1	5	0	.167	113	178	1-1	0-4	1-1	1-4	0-1

AFC West

Team	W	L	T	Pct	PF	PA	Home	Road	Div	AFC	NFC
K.C.	5	0	0	1.000	118	85	3-0	2-0	1-0	3-0	2-0
LAC.	3	2	0	.600	91	66	1-1	2-1	2-1	2-2	1-0
Den.	3	3	0	.500	112	96	1-2	2-1	1-1	2-2	1-1
L.V.	2	4	0	.333	109	163	1-2	1-2	0-2	2-3	0-1

NFC East

Team	W	L	T	Pct	PF	PA	Home	Road	Div	NFC	AFC
Was.	4	2	0	.667	178	145	2-0	2-2	1-0	2-1	2-1
Phi.	3	2	0	.600	106	112	2-1	1-1	0-0	2-2	1-0
Dal.	3	3	0	.500	126	168	0-3	3-0	1-0	1-2	2-1
NYG	2	4	0	.333	96	121	0-3	2-1	0-2	1-3	1-1

NFC North

Team	W	L	T	Pct	PF	PA	Home	Road	Div	NFC	AFC
Min.	5	0	0	1.000	139	76	3-0	2-0	1-0	3-0	2-0
Det.	4	1	0	.800	151	91	2-1	2-0	0-0	4-1	0-0
G.B.	4	2	0	.667	162	121	2-1	2-1	0-1	2-2	2-0
Chi.	4	2	0	.667	148	101	4-0	0-2	0-0	2-0	2-2

NFC South

Team	W	L	T	Pct	PF	PA	Home	Road	Div	NFC	AFC
Atl.	4	2	0	.667	149	135	2-2	2-0	3-0	4-0	0-2
T.B.	4	2	0	.667	178	141	2-1	2-1	1-1	4-1	0-1
N.O	2	4	0	.333	167	147	1-2	1-2	1-2	2-3	0-1
Car.	1	5	0	.167	103	203	0-3	1-2	0-2	0-3	1-2

NFC West

Team	W	L	T	Pct	PF	PA	Home	Road	Div	NFC	AFC
S.F.	3	3	0	.500	162	130	2-1	1-2	1-2	1-3	2-0
Sea.	3	3	0	.500	146	150	2-2	1-1	0-1	0-3	3-0
Ari.	2	4	0	.333	133	163	1-2	1-2	2-0	2-3	0-1
LAR	1	4	0	.200	94	139	1-1	0-3	1-1	1-4	0-0

Key: x = clinched playoffs; y = clinched wild card; z = clinched division;

* = clinched home field advantage

BRONCOS ALL-TIME YEAR-BY-YEAR RECORDS

YEAR	PRESEASON	REG. SEASON	PLAYOFFS
1960	0-5	4-9-1	0-0
1961	1-4	3-11	0-0
1962	2-2	7-7	0-0
1963	2-3	2-11-1	0-0
1964	2-3	2-11-1	0-0
1965	1-4	4-10	0-0
1966	1-3	4-10	0-0
1967	3-1	3-11	0-0
1968	1-4	5-9	0-0
1969	1-4	5-8-1	0-0
1970	3-2	5-8-1	0-0
1971	1-4	4-9-1	0-0
1972	2-3	5-9	0-0
1973	2-3	7-5-2	0-0
1974	4-2	7-6-1	0-0
1975	3-3	6-8	0-0
1976	5-2	9-5	0-0
1977	5-1	12-2	2-1 (S.B. loss)
1978	2-2	10-6	0-1
1979	3-1	10-6	0-1
1980	2-2	8-8	0-0
1981	2-2	10-6	0-0
1982	4-0	2-7	0-0
1983	3-1	9-7	0-1
1984	3-1	13-3	0-1
1985	2-2	11-5	0-0
1986	2-2	11-5	2-1 (S.B. loss)
1987	3-2	10-4-1	2-1 (S.B. loss)
1988	3-1	8-8	0-0
1989	2-2	11-5	2-1 (S.B. loss)
1990	3-2	5-11	0-0
1991	2-3	12-4	1-1
1992	1-4	8-8	0-0
1993	2-2	9-7	0-1
1994	2-3	7-9	0-0
1995	3-2	8-8	0-0
1996	3-1	13-3	0-1
1997	3-2	12-4	4-0 (S.B. win)
1998	3-1	14-2	3-0 (S.B. win)
1999	3-2	6-10	0-0
2000	4-0	11-5	0-1
2001	3-1	8-8	0-0
2002	3-1	9-7	0-0
2003	3-1	10-6	0-1
2004	2-3	10-6	0-1
2005	4-0	13-3	1-1
2006	3-1	9-7	0-0
2007	2-2	7-9	0-0
2008	2-2	8-8	0-0
2009	1-3	8-8	0-0
2010	1-3	4-12	0-0
2011	2-2	8-8	1-1
2012	2-2	13-3	0-1
2013	2-2	13-3	2-1 (S.B. loss)
2014	3-1	12-4	0-1
2015	3-1	12-4	3-0 (S.B. win)
2016	2-2	9-7	0-0
2017	4-0	5-11	0-0
2018	2-2	6-10	0-0
2019	2-3	7-9	0-0
2020	N/A	5-11	0-0
2021	3-0	7-10	0-0
2022	2-1	5-12	0-0
2023	1-2	7-6	0-0
2024	3-0	3-3	0-0
TOTAL	154-128 (.546)	511-468-10 (.522)	23-19 (.548)



DENVER BRONCOS WEEKLY RELEASE

DECADES OF SUCCESS



In the Broncos' six-plus decades of professional football, the team has built an impressive resume that includes three World Championships, eight Super Bowl appearances, 15 AFC West titles and 511 regular-season wins.

BRONCOS REGULAR-SEASON RECORD BY DECADE, SINCE 1960

Decade	W	L	T	Pct.	Playoff Berths	Win Rk.
1960s	39	97	4	.287	0	22nd
1970s	75	64	5	.539	3	8th
1980s	93	58	1	.615	5	4th
1990s	94	66	0	.588	5	7th
2000s	93	67	0	.581	4	6th
2010s	89	71	0	.556	5	T-8th
2020s	28	45	0	.384	0	T-26th
TOTALS	511	468	10	.522	22	9th

BRONCOS RANK SECOND IN SUPER BOWL APPEARANCES

Denver's eight Super Bowl appearances are tied for the second most in NFL history.

MOST SUPER BOWL APPEARANCES, NFL HISTORY

Rk.	Team	No.
1.	New England	11
2.	Denver	8
	Dallas	8
	Pittsburgh	8
	San Francisco	8

DENVER BRONCOS SUPER BOWL SEASONS/RESULTS

Season	Coach	Opponent	Result
1977	Red Miller	Dallas	L, 27-10
1986	Dan Reeves	N.Y. Giants	L, 39-20
1987	Dan Reeves	Washington	L, 42-10
1989	Dan Reeves	San Francisco	L, 55-10
1997	Mike Shanahan	Green Bay	W, 31-24
1998	Mike Shanahan	Atlanta	W, 34-19
2013	John Fox	Seattle	L, 43-8
2015	Gary Kubiak	Carolina	W, 24-10

DENVER OWNS SECOND-MOST AFC WEST CROWNS

Denver has won 15 AFC West titles since 1970 to represent the second-most among division members.

MOST AFC WEST DIVISION TITLES

Rk.	Team	No.
1.	Kansas City	16
2.	Denver	15
3.	Oakland / Las Vegas	12
4.	S.D. / L.A. Chargers	10
5.	Seattle	2

HOME SELLOUT STREAK

Denver owns the NFL's home record sellout streak (444 games) for a single city. The streak, which includes 422 regular-season games and 22 playoff contests, began in Week 1 of the 1970 season.

LONGEST CURRENT HOME SELLOUT STREAKS IN A SINGLE CITY (INCLUDES POSTSEASON)

Rk.	Team	Date Started (Opponent)	Streak
1.	Denver	Sept. 27, 1970 (vs. Pittsburgh)	444
2.	Pittsburgh	Sept. 17, 1972 (vs. Oakland)	435
3.	N.Y. Giants	Sept. 15, 1974 (vs. Washington)	401
4.	Green Bay	Oct. 2, 1960 (vs. Detroit)	398

BRONCOS 1-OF-7 TEAMS WITH 300 HOME VICTORIES

The Broncos, who currently have 511 regular-season wins, also own 306 home victories in franchise history. Denver clinched its 300th home win in the 2022 season finale against the L.A. Chargers.

With 306 such victories, the Broncos are currently 1-of-7 teams with 300+ home wins since 1960.

TEAMS WITH 300 OR MORE HOME WINS, SINCE 1960

Rk.	Team	Games	Wins	Losses	Ties	Pct.
1.	Pittsburgh	493	327	161	5	.669
2.	Green Bay	493	323	162	8	.664
3.	Dallas	493	314	175	4	.642
4.	Minnesota	488	309	175	4	.638
5.	Kansas City	494	308	182	4	.628
6.	Denver	496	306	183	7	.625
7.	New England	494	302	186	6	.619

90-WIN DECADES

Since the team's inception in 1960, Denver has totaled three 90+ win decades (1980s, '90s, '00s). The Broncos join the Packers, Steelers and Dolphins as the only teams to accomplish the feat.

MOST DECADES WITH 90+ REGULAR SEASON WINS, SINCE 1960

Rk.	Team	90+ Win Decades	Decades (Win Total)
1.	Green Bay	4	'60s (96), '90s (93), '00s (95), '10s (102)
	Pittsburgh	4	'70s (99), '90s (93), '00s (103), '10s (102)
3.	Denver	3	'80s (93), '90s (94), '00s (93)
	Miami	3	'70s (104), '80s (94), '90s (95)

BRONCOS WITH NINTH-MOST WINS IN NFL SINCE 1960

The Broncos, who played their first regular season game on Friday, Sept. 9, 1960, have accumulated 534 victories (511 reg. + 23 postseason) in franchise history. Denver has produced the ninth-most regular-season wins since 1960 and is currently 1-of-11 NFL franchises in that span to reach the 500-win plateau.

TOTAL WINS, REGULAR SEASON, SINCE 1960

Rk.	Team	Games	Wins	Losses	Ties	Pct.
1.	Dallas	987	565	416	6	.576
2.	Pittsburgh	987	564	412	11	.578
3.	Green Bay	987	555	417	15	.570
4.	New England	989	542	438	9	.553
5.	Kansas City	988	537	439	12	.550
6.	Minnesota	974	528	435	11	.548
7.	San Francisco	987	526	450	11	.539
8.	Indianapolis	987	518	462	7	.529
9.	Denver	989	511	468	10	.522
10.	Las Vegas	989	507	471	11	.518



WELCOME HOME, RANDY



A key member of the famed 'Orange Crush' defense, linebacker Randy Gradishar became the fourth defensive player in Broncos history who spent at least four seasons with the team to be enshrined into the Pro Football Hall of Fame in Canton, Ohio.

A native of Ohio, Gradishar spent his entire 10-year career (1974-83) with the Broncos after being selected in the first round (14th overall) by the club in the 1974 NFL Draft out of Ohio State. A seven-time Pro Bowl selection and four-time Associated Press All-Pro, Gradishar totaled 2,049 tackles, 19.5 sacks, 20 interceptions (335 yds., 3 TDs) and 13 fumble recoveries (1 TD) in 145 games (134 starts).

Gradishar currently holds the franchise record for most tackles (2,049) in a career and led the team in tackles for a franchise-record nine consecutive seasons (1975-83). The 1978 Associated Press Defensive Player of the Year, he helped the Broncos to four playoff berths (1977-79, '83), two division titles (1977-78), and one appearance in Super Bowl XII (1977).

BRONCOS IN THE PRO FOOTBALL HALL OF FAME

Name	Pos.	Years w/ Broncos	Enshrined
Willie Brown	DB	1963-66	1984
John Elway	QB	1983-98	2004
Gary Zimmerman	T	1993-97	2008
Floyd Little	RB	1967-75	2010
Shannon Sharpe	TE	1990-99, 2002-03	2011
Terrell Davis	RB	1995-2001	2017
Brian Dawkins	S	2009-11	2018
Champ Bailey	CB	2004-13	2019
Pat Bowlen	Owner	1984-2019	2019
Steve Atwater	S	1989-98	2020
John Lynch	S	2004-07	2021
Peyton Manning	QB	2012-15	2021
DeMarcus Ware	OLB	2014-16	2023
Randy Gradishar	LB	1974-83	2024

AMONG BRONCOS GREATS

Linebacker Randy Gradishar accumulated seven Pro Bowls in his career, which is tied for the fifth most in club annals, behind quarterback John Elway (9), cornerback Champ Bailey (8), outside linebacker Von Miller (8) and safety Steve Atwater (8).

PRO BOWLS BY BRONCOS PLAYERS

Rk	Name	Pro Bowls
1.	John Elway	9
2.	Steve Atwater	8
	Champ Bailey	8
	Von Miller	8
5.	Randy Gradishar	7
	Shannon Sharpe	7

GRADISHAR JOINING THE RANKS

In league history, linebacker Randy Gradishar is 1-of-19 players to have been selected to at least seven Pro Bowls and also been named Defensive Player of the Year by the Associated Press. All 19 of those players are now in the Pro Football Hall of Fame with Gradishar's enshrinement.

DEFENSIVE PLAYER OF THE YEAR & AT LEAST SEVEN PRO BOWLS,

LEAGUE HISTORY

Name	Name
Alan Page	Joe Green
Jack Lambert	Randy Gradishar
Lawrence Taylor	Mike Singletary
Reggie White	Bruce Smith
Cortez Kennedy	Rod Woodson
Deion Sanders	Warren Sapp
Ray Lewis	Michael Strahan
Derrick Brooks	Ed Reed
Brian Urlacher	Charles Woodson
Troy Polamalu	

A 'CRUSHING' DEFENSE

Denver ranked among the league's best defenses with linebacker Randy Gradishar leading the team's "Orange Crush Defense." With Gradishar as a starter (1975-83), Denver ranked second in total touchdowns allowed (260) and fourth in points per game against (17.5).

TOUCHDOWNS ALLOWED, 1975-83

Rk	Team	TDs
1.	Pittsburgh	241
2.	Denver	260
3.	Miami	261
	Tampa Bay	261
5.	Philadelphia	265

POINTS PER GAME ALLOWED, 1975-83

Rk	Team	PPG
1.	Pittsburgh	15.7
2.	Miami	16.5
3.	L.A. Rams	17.2
4.	Denver	17.5
5.	Philadelphia	17.5
6.	Dallas	17.5

MORE BRONCOS IN CANTON

Since 2017, the Broncos have had nine individuals inducted into the Pro Football Hall of Fame, the most among any team in the NFL. Only Dallas (8), Chicago (7) and the New York Jets (6) have sent more than five individuals to Canton in that span.

HALL OF FAMERS, SINCE 2017

Team	No. of Players
1. Denver	9
2. Dallas	8
3. Chicago	7
4. N.Y. Jets	6
5. Five Teams	5



GEORGE PATON ENTERS FOURTH YEAR AS BRONCOS GM



George Paton, who was named general manager of the Broncos on Jan. 13, 2021, is the club's 15th top personnel executive since the franchise's inception in 1960.

<u>EXECUTIVE</u>	<u>TITLE</u>	<u>YEAR(S)</u>
Dean Griffing	General Manager	1960-61
Jack Faulkner	General Manager/Head Coach	1962-64
Fred Gehrke	Director of Player Personnel	1965-66
Lou Saban	General Manager/Head Coach	1967-71
John Ralston	General Manager/Head Coach	1972-76
Fred Gehrke	Vice President—General Manager	1977-80
Grady Alderman	General Manager	1981-82
Hein Poulus	Vice President—General Manager	1983
John Beake	General Manager	1984-98
Neal Dahlen	General Manager	1999-2001
Ted Sundquist	General Manager	2002-07
Jim Goodman	V.P. of Football Ops./Player Personnel	2008
Brian Xanders	General Manager	2009-10
John Elway	Exec. V.P. of Football Ops./GM	2011-20
George Paton	General Manager	2021-pres.

2024 BRONCOS ROOKIE DRAFT CLASS

Denver's fourth draft under General Manager George Paton saw Denver make a total of seven selections, with five of the seven picks being used on offensive players. For the fifth time in team history and the first time since 2016, the Broncos selected a quarterback with their first round selection.

DENVER'S 2024 DRAFT CLASS

<u>Player</u>	<u>Pos.</u>	<u>Rd. (Ovr.)</u>	<u>School</u>
Bo Nix	QB	1 (12)	Oregon
Jonah Elliss	OLB	3 (76)	Utah
Troy Franklin	WR	4 (102)	Oregon
Kris Abrams-Draine	CB	5 (145)	Missouri
Audric Estime	RB	5 (147)	Notre Dame
Devaughn Vele	WR	7 (235)	Utah
Nick Gargiulo	C	7 (256)	South Carolina

PATON FILLS OUT BRONCOS ROSTER

The Broncos' current 53-man roster features 19 players (35.8%) who were not with the team in 2023.

NEW PLAYERS ON DENVER'S 53-MAN ROSTER

<u>How Acquired</u>	<u>Total</u>
NFL Draft	6
College Free Agency	4
Veteran Free Agency	7
Trade	2
TOTALS	19

PATON FILLS OUT BRONCOS ROSTER CONT.

NEW VETERAN PLAYERS ON DENVER'S 53-MAN ROSTER

<u>Player</u>	<u>Pos.</u>	<u>Exp.</u>	<u>How Acq.</u>	<u>Prev. Team</u>
Cody Barton	ILB	6	UFA (Was.)	Washington
John Franklin-Myers	DE	7	T (NYJ)	N.Y. Jets
Brandon Jones	S	5	UFA (Mia.)	Miami
Matt Peart	T	5	UFA (NYG)	N.Y. Giants
Josh Reynolds	WR	8	UFA (Det.)	Detroit
Malcolm Roach	DT	5	UFA (N.O.)	New Orleans
Levi Wallace	CB	7	UFA (Pit.)	Pittsburgh
Kristian Welch	ILB	5	FA (G.B.)	Green Bay
Zach Wilson	QB	4	T (NYJ)	N.Y. Jets

ROOKIE PLAYERS ON DENVER'S 53-MAN ROSTER

<u>Player</u>	<u>Pos.</u>	<u>Rd. (Ovr.)</u>	<u>School</u>
Kris Abrams-Draine	CB	5a (145)	Missouri
Levelle Bailey	ILB	CFA	Fresno State
Frank Crum	T	CFA	Wyoming
Jonah Elliss	OLB	3 (76)	Utah
Audric Estime	RB	5b (147)	Notre Dame
Troy Franklin	WR	4 (102)	Oregon
Bo Nix	QB	1 (12)	Oregon
Dondrea Tillman	OLB	CFA	Indiana (Pa.)
Devaughn Vele	WR	7 (235)	Utah
Blake Watson	RB	CFA	Memphis

SUCCESS IN SCOUTING UNDRAFTED FREE AGENTS

In 20 of the last 21 years, at least one rookie college free agent has made the Broncos' initial 53-man roster out of training camp. This season, there were three such players who made the initial roster: ILB Levelle Bailey, T Frank Crum and RB Blake Watson.

Seven players who were originally signed by Denver as college free agents made the initial 53-man roster for the 2024 season.

CFA'S ON DENVER'S INITIAL 53-MAN ROSTER, 2024 SEASON

<u>Year</u>	<u>Player</u>	<u>College</u>
2023	TE Nate Adkins	South Carolina
2024	ILB Levelle Bailey	Fresno State
2024	T Frank Crum	Wyoming
2023	RB Jaleel McLaughlin	Youngstown State
2022	CB Ja'Quan McMillian	East Carolina
2023	T Alex Palczewski	Illinois
2024	RB Blake Watson	Memphis

BRONCOS MAKING MOVES

Since General Manager George Paton took over in 2021, Denver is tied for the fourth-most trades made among all NFL clubs. Only Houston (44), Philadelphia (41) and the N.Y. Jets (29) have made more trades in that span.

Most recently, Denver acquired both QB Zach Wilson and DE John Franklin-Myers from the New York Jets during the week of the 2024 NFL Draft. Currently, three players (DE John Franklin-Myers, TE Adam Trautman and QB Zach Wilson) on the Broncos' 53-man roster were acquired via trade.

MOST TRADES MADE BY A CLUB, SINCE 2021

<u>Team</u>	<u>Total Trades</u>
Houston	44
Philadelphia	41
Jets	29
Denver	28
Carolina	28
New England	28



DENVER BRONCOS WEEKLY RELEASE

SEAN PAYTON ENTERS SECOND SEASON AS

DENVER BRONCOS HEAD COACH



Sean Payton was named the 20th head coach in franchise history on Feb. 3, 2023. Below is a look at the overall records (regular season and playoffs) for all of Denver's head coaches.

OVERALL RECORDS, BRONCOS ALL-TIME HEAD COACHES

Head Coach	Years	W	L	T	Pct.
Frank Filchock	1960-61	7	20	1	.268
Jack Faulkner	1962-64	9	22	1	.297
Mac Speedie*	1964-66	6	19	1	.250
Ray Malavasi*	1966	4	8	0	.333
Lou Saban	1967-71	20	42	3	.331
Jerry Smith*	1971	2	3	0	.400
John Ralston	1972-76	34	33	3	.507
Red Miller	1977-80	42	25	0	.627
Dan Reeves	1981-92	117	79	1	.596
Wade Phillips	1993-94	16	17	0	.485
Mike Shanahan	1995-2008	146	91	0	.616
Josh McDaniels	2009-10	11	17	0	.393
Eric Studesville*	2010	1	3	0	.250
John Fox	2011-14	49	22	0	.690
Gary Kubiak	2015-16	24	11	0	.686
Vance Joseph	2017-18	11	21	0	.344
Vic Fangio	2019-21	19	30	0	.388
Nathaniel Hackett	2022	4	11	0	.267
Jerry Rosburg*	2022	1	1	0	.500
Sean Payton	2023-24	11	12	0	.478

*Interim Head Coach

BREAKDOWN OF PAYTON'S COACHING RECORD

Category	W	L	T	Pct.
Regular season record as an NFL head coach	163	101	0	.617
Postseason record as an NFL head coach	9	8	0	.529
Overall record as an NFL head coach	172	109	0	.612
Regular season record as an NFL assistant coach	70	73	1	.490
Postseason record as an NFL assistant coach	2	3	0	.400
Overall record as an NFL assistant coach	72	76	1	.487
Overall record as an NFL coach	244	185	1	.570
Regular season record as a collegiate assistant coach	44	53	4	.455
Postseason record as a collegiate assistant coach	0	0	0	—
Overall record as a collegiate assistant coach	44	53	4	.455
Overall record coaching football	288	238	5	.547

PAYTON'S YEAR-BY-YEAR NFL COACHING CAREER

Year	Position	Team/School	Rec.	Postseason
1997	Quarterbacks	Philadelphia	6-9-1	
1998	Quarterbacks	Philadelphia	3-13	
1999	Quarterbacks	N.Y. Giants	7-9	
2000	Offensive Coordinator	N.Y. Giants	12-4	Playoffs (2-1)
2001	Offensive Coordinator	N.Y. Giants	7-9	
2002	Offensive Coordinator	N.Y. Giants	10-6	Playoffs (0-1)
2003	Asst. Head Coach/QBs	Dallas	10-6	Playoffs (0-1)
2004	Asst. Head Coach/QBs	Dallas	6-10	
2005	Asst. Head Coach/QBs	Dallas	9-7	
2006	Head Coach	New Orleans	10-6	Playoffs (1-1)
2007	Head Coach	New Orleans	7-9	
2008	Head Coach	New Orleans	8-8	
2009	Head Coach	New Orleans	13-3	Playoffs (3-0)
2010	Head Coach	New Orleans	11-5	Playoffs (0-1)
2011	Head Coach	New Orleans	13-3	Playoffs (1-1)
2013	Head Coach	New Orleans	11-5	Playoffs (1-1)
2014	Head Coach	New Orleans	7-9	
2015	Head Coach	New Orleans	7-9	
2016	Head Coach	New Orleans	7-9	
2017	Head Coach	New Orleans	11-5	Playoffs (1-1)
2018	Head Coach	New Orleans	13-3	Playoffs (1-1)
2019	Head Coach	New Orleans	13-3	Playoffs (0-1)
2020	Head Coach	New Orleans	12-4	Playoffs (1-1)
2021	Head Coach	New Orleans	9-8	
2023	Head Coach	Denver	8-9	
2024	Head Coach	Denver	3-3	

TOTALS 233-174-1 (.572) 11-11 (.500)

PAYTON RANKS 20TH ALL-TIME IN WINS

For his career, Head Coach Sean Payton has accumulated 163 regular-season wins, including two in 2024. His 163 such victories currently ranks 20th among all head coaches in NFL history.

MOST WINS AMONG HEAD COACHES, REG. SEASON, NFL HISTORY

Rk.	Name	Years	Wins
1.	Don Shula*	1963-95	328
2.	George Halas*	1920-67	318
3.	Bill Belichick	1991-2023	302
4.	Andy Reid	1999-pres.	263
5.	Tom Landry*	1960-88	250
6.	Curly Lambeau*	1921-53	226
7.	Paul Brown*	1946-75	213
8.	Marty Schottenheimer	1984-2006	200
9.	Chuck Noll*	1969-1991	193
10.	Dan Reeves	1981-2003	190
11.	Chuck Knox	1973-94	186
12.	Mike Tomlin	2007-pres.	177
13.	Jeff Fisher	1994-2016	173
14.	Bill Parcells*	1983-2006	172
15.	Pete Carroll	1994-2023	170
	Tom Coughlin	1995-2015	170
	Mike Shanahan	1988-2013	170
	Mike McCarthy	2006-pres.	170
19.	John Harbaugh	2008-pres.	164
20.	Sean Payton	2006-pres.	163

* = Inductee into Pro Football Hall of Fame



PAYTON AMONG BEST ACTIVE HEAD COACHES



Head Coach Sean Payton has tallied 172 wins (reg. + postseason) in his career, which is the fifth-most victories among active head coaches. Additionally, his .614 overall winning percentage as a head coach ranks tied for fourth among active coaches (min. 200 games), trailing only Andy Reid (.642), Mike Tomlin (.621) and John Harbaugh (.618).

CAREER RECORDS, ACTIVE HEAD COACHES

Rk.	Name	Regular Season	Postseason	Total
1.	Andy Reid	263-144-1	24-16	287-160-1
2.	Mike Tomlin	177-102-2	8-10	184-112-2
3.	Mike McCarthy	170-105-2	11-11	181-115-2
4.	John Harbaugh	164-101-0	12-9	176-109-0
5.	Sean Payton	163-101-0	9-8	172-108-0

SEASONS WITH 10 OR MORE WINS

Head Coach Sean Payton, who has served in the role for 16 years, has led teams to 10 or more wins in a single season on nine occasions. Among active coaches, Payton's nine seasons with 10+ wins ranks fifth.

SEASONS WITH 10+ WINS, ACTIVE HEAD COACHES

Rk.	Name	Seasons
1.	Andy Reid	18
2.	Mike McCarthy	11
3.	John Harbaugh	10
	Mike Tomlin	10
5.	Sean Payton	9

CHAMPIONSHIP PEDIGREE

Among active NFL head coaches, there are six who have appeared in at least three conference championship games while at the helm of their respective clubs. Broncos Head Coach Sean Payton has advanced to three NFC Championship Games in his career, tying him for fifth among active head coaches.

CONF. CHAMPIONSHIP GAMES, ACTIVE HCs

Rk.	Name	No.
1.	Andy Reid	11
2.	Mike McCarthy	4
	John Harbaugh	4
	Kyle Shanahan	4
5.	Sean Payton	3
	Mike Tomlin	3

PAYTON'S PLACE

In his first season at the helm last year, Head Coach Sean Payton led the Broncos to 357 total points. That is the third-most points scored by a Broncos' first-year head coach, behind only Mike Shanahan (388, 1995) and Wade Phillips (373, 1993).

MOST POINTS SCORED, BRONCOS' FIRST-YEAR HEAD COACH

Rk.	Name	Year	Points
1.	Mike Shanahan	1995	388
2.	Wade Phillips	1993	373
3.	Sean Payton	2023	357

63 GAMES OVER .500

Across 16 seasons as an NFL head coach, Sean Payton has amassed a 163-101 (.617) regular-season record and is currently 62 games over .500 for his career. His 62 games over .500 ranks fifth among active coaches, trailing only Andy Reid (119), Mike Tomlin (75), Mike McCarthy (65) and John Harbaugh (63).

GAMES OVER .500, REG. SEASON, ACTIVE HEAD COACHES

Rk.	Name	Record	Gms over .500
1.	Andy Reid	263-144-1	119
2.	Mike Tomlin	177-102-2	75
3.	Mike McCarthy	170-105-2	65
4.	John Harbaugh	164-101-0	63
5.	Sean Payton	163-101-0	62

BACK ON THE RIGHT TRACK

In his first year with the Broncos last season, Head Coach Sean Payton led Denver to an 8-9 record, including a 3-3 mark in the AFC West. The eight wins are the most by a Broncos' first year head coach since Gary Kubiak (12) in 2015 and are tied for the fifth-most in club history.

MOST WINS BY BRONCOS' FIRST YEAR HEAD COACH

Rk.	Name	Year	Wins	Losses	Ties	Pct.
1.	Gary Kubiak	2015	12	4	0	0.750
	Red Miller	1977	12	2	0	0.857
3.	Dan Reeves	1981	10	6	0	0.625
4.	Wade Phillips	1993	9	7	0	0.563
5.	Sean Payton	2023	8	9	0	0.471
	John Fox	2011	8	8	0	0.500
	Josh McDaniels	2009	8	8	0	0.500
	Mike Shanahan	1995	8	8	0	0.500

2024 BRONCOS ASSISTANT COACHING STAFF

(S) - Sideline; (B) - Booth OFFENSE

Joe Lombardi (B)	Offensive Coordinator
Lou Ayeni (S)	Running Backs
Pete Carmichael (S)	Senior Offensive Assistant
Keary Colbert (S)	Wide Receivers
Declan Doyle (S)	Tight Ends
Zack Grossi (B)	Passing Game Specialist
Logan Kilgore (S)	Offensive Quality Control
Austin King (B)	Asst. Offensive Line
John Morton (B)	Pass Game Coordinator
Zach Strief (S)	Offensive Line
Favian Upshaw (B)	Offensive Quality Control
Davis Webb (S)	Quarterbacks

DEFENSE

Vance Joseph (S)	Defensive Coordinator
Jamar Cain (S)	Defensive Line
Jim Leonhard (S)	Def. Pass Game Coord./Defensive Backs
Addison Lynch (B)	Defensive Quality Control
Greg Manuskus (S)	Inside Linebackers
Isaac Shewmaker (B)	Defensive Quality Control
Joe Vitt (S)	Senior Defensive Assistant
Michael Wilhoite (S)	Outside Linebackers

SPECIAL TEAMS

Mike Westhoff (S)	Asst. Head Coach
Ben Kotwica (S)	Special Teams Coordinator
Chris Banjo (S)	Asst. Special Teams

STRENGTH AND CONDITIONING

Dan Dalrymple (S)	Strength and Conditioning
Korey Jones (S)	Assistant Strength and Conditioning
Shaun Snee (S)	Assistant Strength and Conditioning



NIX FIRST BRONCOS ROOKIE TO START WEEK 1 MATCHUP SINCE JOHN ELWAY



Selected by the Broncos in the first round (12th overall) of the 2024 NFL Draft, QB Bo Nix was announced as the Broncos starter for their Week 1 matchup at Seattle on Aug. 21 by Head Coach Sean Payton. Nix became just the 11th quarterback drafted by the Broncos to make a start during his rookie season.

Nix also became just the second Broncos rookie QB in franchise history—and first since Pro Football Hall of Fame QB John Elway in 1983—to start the club's Week 1 matchup.

QBs DRAFTED BY BRONCOS TO START AS A ROOKIE

Player	Rd. (Ovr.)	Starting Debut	Result
Mickey Slaughter	7th (N/A)	vs. Bos. (9/29/63)	W, 14-10
Scotty Glacken	7th (N/A)	at Buf. (12/18/66)	L, 38-21
Marlin Briscoe	14th (N/A)	vs. Cin. (10/6/68)	W, 10-7
Craig Penrose	4th (107)	vs. K.C. (12/5/76)	W, 17-16
Gary Kubiak	8th (197)	vs. Sea. (11/20/83)	W, 38-27
Tommy Maddox	1st (25)	at LAA (11/22/92)	L, 24-0
Jay Cutler	1st (11)	vs. Sea. (12/3/06)	L, 23-20
Tim Tebow	1st (25)	at Oak. (12/19/10)	L, 39-23
Paxton Lynch	1st (26)	vs. Atl. (10/9/16)	L, 23-16
Drew Lock	2nd (42)	vs. LAC (12/2/19)	W, 23-20
Bo Nix	1st (12)	at Sea. (9/8/24)	L, 20-26

QUARTERBACKS DRAFTED BY DENVER TO START FOR THE TEAM

Player	Year Drafted	Rd. (Ovr.)	GS w/Denver
Mickey Slaughter	1963	7 (N/A)	19
Scotty Glacken	1966	7 (N/A)	1
Marlin Briscoe	1968	14 (357)	5
Chuck Pastrana	1969	11 (270)	3
John Hufnagel	1973	14 (348)	1
Craig Penrose	1976	4 (107)	4
Mark Herrmann	1981	4 (98)	1
Gary Kubiak	1983	8 (197)	5
Tommy Maddox	1992	1 (25)	4
Brian Griese	1998	3 (91)	51
Jarious Jackson	2000	7 (214)	1
Jay Cutler	2006	1 (11)	37
Tim Tebow	2010	1 (25)	14
Brock Osweiler	2012	2 (57)	7
Trevor Siemian	2015	7 (250)	24
Paxton Lynch	2016	1 (26)	4
Drew Lock	2019	2 (42)	21
Bo Nix	2024	1 (12)	6

NIX WITH A NOSE FOR THE END ZONE

With his rushing touchdown in Week 5 against Las Vegas, quarterback Bo Nix tied quarterback Marlin Briscoe for the second-most rushing scores by a Broncos rookie signal caller (3). Only Quarterback Tim Tebow (6) recorded more in his first season in the NFL.

MOST RUSHING TDs, BRONCOS ROOKIE QBs, TEAM HISTORY

Rk.	Player	Year	Att.	Yds.	Avg.	TDs
1.	Tim Tebow	2010	43	227	5.3	6
2.	Bo Nix	2024	37	180	4.9	3
	Marlin Briscoe	1968	41	308	7.5	3

NIX NEARING THE TOP OF THE CHARTS



Through five career games, quarterback Bo Nix has completed 121-of-198 passes (61.1%) for 1,082 yards with five touchdowns and five interceptions (73.7 rtg.). His 121 completions are the second most by a Broncos rookie quarterback while his 61.1 completion percentage is the third highest among that group.

MOST COMPLETIONS, BRONCOS ROOKIE QBs, TEAM HISTORY

Rk.	Player	Year	Comp.	Att.	Yds.	TDs	INTs	Rtg.
1.	John Elway	1983	123	259	1,663	7	14	54.9
2.	Bo Nix	2024	121	198	1,082	5	5	73.7
3.	Mickey Slaughter	1963	112	223	1,689	13	14	68.8
4.	Drew Lock	2019	100	156	1,020	7	3	89.7
5.	Marlin Briscoe	1968	93	224	1,589	14	13	62.9

NIX WITH MOST COMPLETIONS BY BRONCOS ROOKIE IN FIRST CAREER START

In his first career NFL start in Week 1 at Sea. (9/8), quarterback Bo Nix completed 26-of-42 passes for 138 yards, which is the most completions by a Broncos rookie signal caller in his first career start. Additionally, his 61.9 completion percentage is the fourth highest by a Broncos rookie in his first start.



COMPLETIONS BY BRONCOS ROOKIE IN FIRST START, TEAM HISTORY

Rk.	Player	Game	Att.	Comp.	Perc.
1.	Bo Nix	at Sea. (9/8/24)	42	26	61.9
2.	Paxton Lynch	vs. Atl. (10/9/16)	35	23	65.7
3.	Drew Lock	vs. LAC (12/1/19)	28	18	64.3
4.	Tommy Maddox	at Rai. (11/22/92)	26	18	69.2
5.	Craig Penrose	vs. K.C. (12/5/76)	27	11	40.7

NIX ON POINT IN COLLEGE

Rookie quarterback Bo Nix currently stands as the NCAA Division I record holder for highest completion percentage in a season. In 2023, the Oregon product completed 364-of-470 passes (77.4 perc.) for 4,508 yards with 45 touchdowns in 14 games.

HIGHEST COMP. PERCENTAGE, SINGLE SEASON, SINCE 1996

Rk.	Player	Year	Att.	Comp.	Perc.	Yds.
1.	Bo Nix	2023	470	364	77.4	4,508
2.	Mac Jones	2020	402	311	77.4	4,500
3.	Colt McCoy	2008	433	332	76.7	3,859
4.	Joe Burrow	2019	527	402	76.3	5,671
5.	Kellen Moore	2011	439	326	74.3	3,800



WILLIAMS AMONG BEST BRONCOS RBs IN FIRST 43 GAMES



Broncos running back Javonte Williams has started 24-of-43 games played, posting 526 rushes for 2,094 yards (4.0 avg.) with seven touchdowns. Among Broncos running backs in their first 43 career games with the team, Williams' 2,094 rushing yards are 11th most in franchise history.

MOST RUSHING YARDS, FIRST 43 CAREER GAMES, BRONCOS RBs

Rk.	Player	Year	Att.	Yards	Avg.	TDs
1.	Terrell Davis	1995-97	920	4,302	4.7	33
2.	Clinton Portis	2002-03	563	3,099	5.5	29
3.	Phillip Lindsay	2018-20	534	2,550	4.8	17
4.	Sammy Winder	1982-85	643	2,506	3.9	12
5.	Otis Armstrong	1973-76	520	2,485	4.8	13
6.	Mike Anderson	2000-02	533	2,438	4.6	21
7.	Bobby Humphrey	1989-91	593	2,386	4.0	14
8.	Knowshon Moreno	2009-12	589	2,386	4.1	15
9.	Tatum Bell	2004-06	481	2,342	4.9	13
10.	C.J. Anderson	2013-17	468	2,125	4.5	17
11.	Javonte Williams	2021-24	526	2,094	4.0	7

A DUAL THREAT FROM THE BACKFIELD

Denver Broncos running back Javonte Williams has tallied 126 receptions for 763 yards (6.1 avg.) with five touchdowns in his first 43 career games. Among Broncos ball carriers in that span, Williams' 126 receptions ranks first.

MOST RECEPTIONS, BRONCOS RBs, FIRST 43 CAREER GAMES

Rk.	Player	Years	Rec.	Yds.	Avg.	TDs
1.	Javonte Williams	2021-24	126	763	6.1	5
2.	Terrell Davis	1995-97	122	938	7.7	3
3.	Glyn Milburn	1993-94	115	849	7.4	6
4.	Knowshon Moreno	2009-12	96	843	8.8	6
5.	Dave Preston	1978-81	94	781	8.3	2

WILLIAMS REACHES 2,000 RUSHING YARDS

With his 16 carries for 77 yards (4.8 avg.) performance against the Jets in Week 4, running back Javonte Williams eclipsed the 2,000 rushing yards mark. He became just the 12th Bronco in team history to reach that plateau in his fourth NFL season.

BRONCOS WITH 2,000 RUSHING YARDS,

FIRST FOUR NFL SEASONS

Player	Years	Yards	Player	Years	Yards
Davis	1995-98	6,413	Lindsay	2018-20	2,550
Portis	2002-03	3,099	Moreno	2009-12	2,430
Winder	1982-85	2,883	Humphrey	1989-91	2,386
O. Anderson	2000-03	2,808	Bell	2004-06	2,342
Armstrong	1973-76	2,660	C. Anderson	2013-16	2,044
Little	1967-70	2,595	Williams	2021-24	2,010

WILLIAMS MAKING GAINS ON THE GROUND AND IN THE AIR

Against Las Vegas in Week 5, running back Javonte Williams totaled 61 rushing yards on 13 carries (4.7 avg.) and 50 receiving yards on five catches (10.0). It is his third career game with at least 50 rushing and 50 receiving yards, which is the sixth most in team history among all running backs.



MOST GAMES WITH 50+ REC. YARDS AND 50+ RUSH YARDS,

ALL RBs, TEAM HISTORY

Rk.	Player	Years	Games
1.	Floyd Little	1968-75	8
2.	Otis Armstrong	1974-76	6
3.	Terrell Davis	1995-98	5
	Knowshon Moreno	2010-13	5
5.	Clinton Portis	2022-03	4
6.	Javonte Williams	2021-24	3

McLAUGHLIN TURNING HEADS TO START CAREER



In his first professional season, Broncos running back Jaleel McLaughlin appeared in all 17 games (3 starts) and totaled 570 scrimmage yards with three touchdowns (2 receiving, 1 rushing). Among undrafted rookies in 2023, McLaughlin led the league in yards from scrimmage.

Additionally, his 570 scrimmage yards were fifth most by a Broncos undrafted rookie in team annals. He is 1-of-6 such players in team history to total at least 500 scrimmage yards and first since running back Phillip Lindsay (1,278) in 2018.

MOST SCRIMMAGE YARDS, UNDRAFTED ROOKIES, 2023

Rk.	Player	Pos.	Team	Yds.
1.	Jaleel McLaughlin	RB	Denver	570
2.	Keaton Mitchell	RB	Baltimore	489
3.	Emari Demercado	RB	Arizona	403
4.	Xavier Gipson	WR	N.Y. Jets	297
5.	Jake Bobo	WR	Seattle	199

MOST SCRIMMAGE YARDS, BRONCOS UNDRAFTED ROOKIES,

SINGLE SEASONS

Rk.	Player	Pos.	Year	Yds.
1.	Phillip Lindsay	RB	2018	1,278
2.	Selvin Young	RB	2007	960
3.	Mike Bell	RB	2006	835
4.	Dave Rolle	RB	1960	623
5.	Jaleel McLaughlin	RB	2023	570



SUTTON FIFTH-FATEST BRONCO TO 300 RECEPTIONS



In the 2024 season opener, wide receiver Courtland Sutton recorded four receptions for 38 yards (9.5 avg.) to help him eclipse the 300 career reception mark. Through 82 career games, Sutton produced 302 catches for 4,297 yards (14.2 avg.) with 24 scores.

He became just the fifth Bronco—and first since former Broncos wide receiver Demaryius Thomas in 2014—to reach 300 receptions in 82 games or less. Only Brandon Marshall (59 games), Thomas (62), Vance Johnson (79) and Rod Smith (80) reached that milestone faster.

FASTEST TO 300 CAREER RECEPTIONS, TEAM HISTORY

Rk.	Player	Games	Rec.	Yds.	Avg.	TDs
1.	Brandon Marshall	59	312	3,907	12.5	24
2.	Demaryius Thomas	62	305	4,700	15.4	36
3.	Vance Johnson	79	300	4,240	14.1	25
4.	Rod Smith	80	303	4,536	15.0	31
5.	Courtland Sutton	82	302	4,297	14.2	24

ONE OF THE BEST IN THE NFL

In 2023, wide receiver Courtland Sutton registered 59 receptions for 772 yards (13.1 avg.) with 10 touchdowns. Among NFL wide receivers, Sutton was 1-of-6 players who accumulated totals of at least 700 receiving yards and 10 touchdowns.

Additionally, Sutton's 10 scores ranked tied for fourth behind wide receivers Mike Evans (13), Tyreek Hill (13) and CeeDee Lamb (12).



NFL WRs W/ AT LEAST 700 REC. YARDS & 10 TDs, 2023

Rk.	Player	Team	Rec.	Yds.	Avg.	TDs
1.	Tyreek Hill	Mia.	119	1,799	15.1	13
2.	CeeDee Lamb	Dal.	135	1,749	13.0	12
3.	Amon-Ra St. Brown	Det.	119	1,515	12.7	10
4.	Mike Evans	T.B.	79	1,255	15.9	13
5.	Jordan Addison	Min.	70	711	13.0	10
6.	Courtland Sutton	Den.	59	772	13.1	10

RECEIVING TOUCHDOWN LEADERS, NFL WRs, 2023

Rk.	Player	Team	No.
1.	Mike Evans	Tampa Bay	13
	Tyreek Hill	Miami	13
3.	CeeDee Lamb	Dallas	12
4.	Courtland Sutton	Denver	10
	Jordan Addison	Minnesota	10
	Amon-Ra St. Brown	Detroit	10

SUTTON WITH A CAREER YEAR IN 2023

Already setting a single-season career high in touchdowns, wide receiver Courtland Sutton added another score to his 2023 total against the Chargers in Week 14. He caught a 46-yard pass from quarterback Russell Wilson for his 10th score of the year.

Sutton's 46-yard touchdown catch was the second longest of his career, surpassing his 45-yard score in Week 13 at Houston. The longest touchdown of his career came on a 70-yard TD pass from quarterback Joe Flacco against the Chargers on Oct. 6, 2019.

WR COURTLAND SUTTON'S YEAR-BY-YEAR TOUCHDOWN TOTALS

Year	Games	TDs
2018	16	4
2019	16	6
2020	1	0
2021	17	2
2022	15	2
2023	16	10
TOTAL	81	24

WR COURTLAND SUTTON'S LONGEST CAREER TOUCHDOWN CATCHES

Game (Date)	Distance	Passer
at LAC (10/6/19)	70	Joe Flacco
at LAC (12/10/23)	46	Russell Wilson
at Hou. (12/3/23)	45	Russell Wilson
at Pit. (10/10/21)	39	Teddy Bridgewater
at Cin. (12/2/18)	30	Case Keenum
at Ari. (10/18/18)	28	Emmanuel Sanders

MR. 4,000

Wide receiver Courtland Sutton posted 287 receptions for 4,047 yards (14.1 avg.) with 22 touchdowns through the first 76 games of his career. After recording 61 receiving yards in Week 12 versus Cleveland, Sutton surpassed 4,000 yards for his career.

Sutton became the 12th Broncos wideout—first since Demaryius Thomas in 2018—to accomplish the feat. Only Thomas (57), Brandon Marshall (61), Vance Johnson (74) and Rod Smith (75) hit the 4,000-yard plateau in fewer games.

FASTEST PLAYERS TO 4,000 CAREER REC. YARDS, TEAM HISTORY

Rk.	Player	Games	Rec.	Yds.	Avg.	TDs
1.	Demaryius Thomas	57	261	4,065	15.6	33
2.	Brandon Marshall	61	327	4,019	12.3	25
3.	Vance Johnson	74	286	4,049	14.2	24
4.	Rod Smith	75	267	4,016	15.0	28
5.	Courtland Sutton	76	287	4,047	14.1	22

SUTTON AMONG BRONCOS BEST WRs IN FIRST 87 GAMES

Broncos wide receiver Courtland Sutton's career numbers rank near the top of all Broncos wide receivers in their first 87 career games. For his career, Sutton has totaled 319 receptions for 4,536 yards (14.2 avg.) with 26 touchdowns. His 4,536 receiving yards ranks third among all Broncos wideouts in that span.

RECEIVING YARDS, BRONCOS WRs, FIRST 87 CAREER GAMES

Rk.	Player	Rec.	Yds.	Avg.	TDs
1.	Demaryius Thomas	465	6,759	14.5	47
2.	Rod Smith	343	5,232	15.3	33
3.	Courtland Sutton	319	4,536	14.2	26
4.	Vance Johnson	322	4,506	14.0	27
5.	Steve Watson	231	4,207	18.2	27



BIG-PLAY COURT

Wide receiver Courtland Sutton has recorded 319 receptions for 4,536 yards (14.2 avg.) with 26 touchdowns since being drafted by the Broncos in the second round (40th overall) of the 2018 NFL Draft. For his career, Sutton has totaled 52 "big plays receiving" (receptions of 25+ yards), which ranks third among active AFC players since the start of the 2018 campaign.

BIG PLAYS RECEIVING (25+ YARDS), AFC, SINCE 2018

Rk.	Player	Team	Rec.	Yds.	Avg.	TDs	25+
1.	Tyreek Hill	K.C. / Mia.	604	8,649	14.3	64	89
2.	Travis Kelce	K.C.	624	7,656	12.3	52	58
3.	Courtland Sutton	Den.	315	4,483	14.2	25	52
4.	Mike Williams	LAC / NYJ	308	4,856	15.8	31	49
5.	Keenan Allen	LAC	581	6,520	11.2	37	43

BOLLES HITS THE CENTURY MARK



After his start at left tackle in Seattle in Week 1, tackle Garett Bolles became just the sixth Bronco all-time to reach 100 career starts at offensive tackle. Also, he became the first player in team annals to reach 100 starts at left tackle.

MOST CAREER STARTS AT TACKLE, TEAM HISTORY

Rk.	Player	Years	Starts
1.	Ken Lanier	1981-94	165
2.	Matt Lepsis	1998-2007	133
3.	Dave Studdard	1979-88	124
4.	Claudie Minor	1974-82	123
5.	Mike Current	1967-75	107
6.	Garett Bolles	2017-24	105

VELE MAKES BIG INITIAL IMPRESSION

In his first two career games, wide receiver Devaughn Vele has caught 12 passes for 117 yards (9.8 avg.). His 12 receptions are the second most by a Bronco in his first two career games, behind only Eddie Royal (14).

Additionally, Vele's 117 receiving yards are the sixth most by a Bronco in his first two career contests.

MOST RECEPTIONS BY A BRONCO IN FIRST TWO GAMES, TEAM HISTORY

Rk.	Player	Rec.	Yds.	Avg.	TDs
1.	Eddie Royal	14	183	13.1	2
2.	Devaughn Vele	12	117	9.8	0
3.	Demaryius Thomas	10	140	14.0	1
4.	Albert Okwuegbunam	9	105	11.7	0
5.	Greg Dulcich	8	95	11.9	1
	Jerry Jeudy	8	118	14.8	0

DENVER WITH SECOND MULTI-SAFETY GAME

For just the second time in team history, the Broncos recorded multiple safeties in the same game after recording a pair in the second quarter in their Week 1 matchup against Seattle. It is just the third time in NFL history that a team recorded multiple safeties in a season opening game.



Additionally, it is just the seventh time since 2000—and first since 2017—that a team recorded at least two safeties in the same game.

MULTIPLE SAFETY GAMES IN WEEK 1, NFL HISTORY

Team	Game	Safeties
Denver	at Sea. (9/8/24)	2
New Orleans	vs. Cle. (9/13/87)	2
N.Y. Giants	at Pit. (9/17/50)	2

MUTIPLE SAFETY GAMES, SINCE 2000

Team	Game	Safeties
Denver	at Sea. (9/8/24)	2
Miami	vs. Den. (12/3/17)	2
St. Louis	at Ari. (11/6/11)	2
Minnesota	vs. G.B. (11/9/08)	2
Buffalo	vs. Hou. (11/16/03)	2
Minnesota	at Atl. (10/5/03)	2
Dallas	vs. Ari. (10/5/03)	2

FEWER THAN 20

The Broncos have allowed less than 20 points in four games this season, including holding the Las Vegas Raiders to 18 points in Week 5. Over the last five NFL seasons (2020-24), Denver has held opponents to 19 points or fewer 35 times, which is the third most in the league in that span.

SINGLE GAMES SURRENDERING FEWER THAN 20 POINTS, NFL, SINCE 2020

Rk.	Team	# of Games	W-L
1.	Pittsburgh	38	33-4-1
2.	San Francisco	37	33-4
	Baltimore	37	31-6
4.	Denver	35	21-14
5.	Buffalo	33	31-2

BRONCOS FORCING HARD-FOUGHT YARDS

Denver's defense has allowed an average of 4.44 yards per play through six games, which is the second-lowest mark among all NFL teams this season. The Broncos most recently averaged under five yards allowed per play during the 2017 season (4.9 ypp).

YARDS PER PLAY ALLOWED, 2024 SEASON

Rk.	Team	YPP
1.	Tennessee	4.32
2.	Denver	4.44
3.	N.Y. Jets	4.55
4.	Houston	4.76
5.	Minnesota	4.81



RED ZONE DOMINANCE

The Denver defense has allowed only four touchdowns this season on 12 red zone trips by their opponents. Their 33.3 percent mark in the red zone is the best in the NFL while their four scores allowed from inside the 20-yard line is tied for the best in the league.

RED ZONE DEFENSE, 2024 SEASON

Rk.	Team	RZ TDs	RZ Drives	RZ %
1.	Denver	4	12	33.3
2.	New Orleans	8	21	38.1
3.	Pittsburgh	7	18	38.9
4.	Tennessee	4	10	40.0
5.	Philadelphia	7	17	41.2

LIMITING YARDS BY GROUND AND AIR

Through six games this season, the Broncos have allowed an average of 284.3 yards per game to their opponents, which is the fourth fewest in the NFL. Only Tennessee (248.8), N.Y. Jets (255.8) and Houston (277.0) have averaged fewer yards allowed per game this year.

TOTAL YARDS ALLOWED, 2024 SEASON

Rk.	Team	YPG
1.	Tennessee	248.8
2.	N.Y. Jets	273.0
3.	Houston	277.0
4.	Denver	284.3
5.	Miami	285.4

DEFENSE CREATING A 'NO FLY ZONE'

This season, the Broncos' passing defense has proven to be one of the best in the NFL, allowing only 170.2 yards per game through the air in six games. It is the fifth fewest yards allowed per game in the NFL this season.

Additionally, the 170.2 net passing yards allowed by Denver is the fewest allowed by the team through six weeks of a season since 2007 (145.6 ypg).

TOTAL NET PASSING YARDS ALLOWED, 2024 SEASON

Rk.	Team	YPG
1.	Tennessee	137.0
2.	N.Y. Jets	148.8
3.	Miami	159.6
4.	Houston	163.2
5.	Denver	170.2

BRONCOS 'D' GETTING TO THE QB

Through six games this season, the Broncos have totaled 22 sacks, including three in their Week 6 matchup against the Chargers. That is the second-most quarterback takedowns in the NFL this season.

Their 22 sacks are also the most by the team through six games in a season since 2015 (26)

MOST SACKS, 2024 SEASON

Rk.	Team	Sacks
1.	N.Y. Giants	26
2.	Denver	22
3.	Minnesota	20
	N.Y. Jets	20
5.	Baltimore	19
	Houston	19

PRO BOWL PAT



In his third professional season, Broncos cornerback Pat Surtain II earned his second Pro Bowl nod. He totaled 69 tackles (59 solo), one interception and 12 passes defended.

With the selection, Surtain is just the second Broncos cornerback to earn multiple Pro Bowl nods in his first three seasons. He's also the sixth corner in franchise history to be named a Pro Bowler in consecutive seasons.

BRONCOS CORNERBACKS WITH MULTIPLE PRO BOWL

SELECTIONS IN FIRST THREE SEASONS

Player	No.	Years
Pat Surtain II	2	2022-23
Willie Brown^	2*	1964-65

^Pro Football Hall of Famer; *AFL All-Star selections

BRONCOS CBs NAMED TO PRO BOWL IN CONSECUTIVE YEARS

Player	Years
Willie Brown^	1964-65*
Louis Wright	1977-79
Champ Bailey^	2004-07, '09-12
Chris Harris Jr.	2014-16
Aqib Talib	2014-17
Pat Surtain II	2022-23

^Pro Football Hall of Famer; *AFL All-Star selections

SURTAIN KNOCKING IT OUT OF THE AIR

Cornerback Pat Surtain II, who totaled 36 passes defended in his first three NFL seasons, has tallied five passes defended this season. In his first 56 career games (55 starts), Surtain totaled 41 PDs, which is tied for the most amongst all Broncos in that span.

MOST PASSES DEFENSED, FIRST 55 CAREER GAMES, TEAM HISTORY

Rk.	Player	Years	PDs
1.	Pat Surtain II	2021-24	41
	Kelly Herndon	2002-04	41
3.	Bradley Roby	2014-17	40
	Chris Harris Jr.	2011-14	40
5.	Deltha O'Neal	2000-03	39

TAKING IT THE DISTANCE

In Week 5 against Las Vegas, cornerback Pat Surtain II intercepted Raiders quarterback Gardner Minshew and returned it 100 yards for a pick-six. It was the second longest interception return for a touchdown in team history and just the second such play to go for over 100 yards, joining cornerback Aqib Talib's 103-yard return against Dallas in 2017.



LONGEST INT RETURN FOR A TD, TEAM HISTORY

Player	Game	Yards
Aqib Talib	vs. Dal. (9/17/17)	103
Pat Surtain II	vs. L.V. (10/6/24)	100
Chris Harris Jr.	at Bal. (12/16/12)	98
Randy Gradishar	at Cle. (10/5/80)	93
Darrent Williams	at Oak (11/13/05)	80
Ray Crockett	at Oak. (9/20/98)	80



SURTAIN TAKING OUT THE NO. 1



Through the first four games of 2024, cornerback Pat Surtain II matched up with some of the top talent in the NFL, including wide receivers DK Metcalf, George Pickens, Mike Evans and Garrett Wilson. According to NFL Next Gen Stats, he has allowed a total of seven receptions for 75 yards in 87 routes run in those matchups.

SURTAIN II FOLLOWING OPPOSING TEAM'S NO. 1 RECEIVER,

WEEKS 1-4, 2024 SEASON

Wk.	Player	Team	Routes	Rec.	Yds.
1	DK Metcalf	Sea.	24	3	29
2	George Pickens	Pit.	11	1	16
3	Mike Evans	T.B.	24	1	8
4	Garrett Wilson	NYJ	28	2	22
TOTALS			87	7	75

SURTAIN TIED FOR MOST INTs AMONG DRAFT CLASS

Cornerback Pat Surtain II has recorded nine interceptions (167 yds.), including four during his rookie season. His nine picks are the second most by any player who was selected in the 2021 NFL Draft.

MOST INTERCEPTIONS BY A PLAYER SELECTED IN 2021 NFL DRAFT

Rk.	Player	Team	INTs	Yds.
1.	Paulson Adebo	New Orleans	10	150
2.	Pat Surtain II	Denver	9	167
3.	Andre Cisco	Jacksonville	8	158
4.	Talanoa Hufanga	San Francisco	7	109
	Camryn Bynum	Minnesota	7	47

P2 SAYS NO

Totaling 41 passes defensed since being drafted by Denver with the ninth overall pick of the 2021 NFL Draft, cornerback Pat Surtain II is the first Bronco since at least 1999 to record double-digit PDs in each of his first three seasons. Additionally, Surtain is the fifth player since 2018 to accomplish the feat.

BRONCOS W/ 10+ PDs IN EACH FOR THEIR FIRST THREE SEASONS

Rk.	Player	Years	No.
1.	Pat Surtain II	2021-23	3
2.	Bradley Roby	2014-15	2
	Kelly Herndon	2003-04	2

CBs W/ 10+ PDs IN EACH OF THEIR FIRST 3 SEASONS, SINCE 2018

Player	Years	Team	No.
Pat Surtain II	2021-23	Broncos	3
Asante Samuel Jr.	2021-23	L.A. Chargers	3
Trevon Diggs	2020-22	Cowboys	3
Jaire Alexander	2018-20	Packers	3
Denzel Ward	2018-20	Browns	3

SURTAIN LOCKING UP OPPONENTS



According to *Pro Football Focus* and NextGen Stats, cornerback Pat Surtain II has been one of the best in coverage in the NFL, tying for the fewest (10) receptions among those at their position (min. 200 coverage snaps). Additionally, Surtain has allowed the third-lowest passer rating when targeted (43.0) this season among cornerbacks with at least 150 coverage snaps.

FEWEST REC. ALLOWED BY A CB (MIN. 200 COVERAGE SNAPS),

2024 SEASON, PER PRO FOOTBALL FOCUS

Rk.	Player	Team	Rec.	Yds.
1.	Pat Surtain II	Denver	10	111
	Jaylon Johnson	Chicago	10	113
	Sauce Gardner	N.Y. Jets	10	136
4.	Christian Benford	Buffalo	13	110
	Jaycee Horn	Carolina	13	150

LOWEST PASSER RATING ALLOWED BY A CB (MIN. 150 COV. SNAPS),

2024 SEASON, PER NEXTGEN STATS

Rk.	Player	Team	Rtg.
1.	Jaylon Johnson	Chicago	20.8
2.	Donte Jackson	Pittsburgh	36.3
3.	Pat Surtain II	Denver	43.0
4.	Christian Benford	Buffalo	49.7
5.	Stephon Gilmore	Minnesota	60.3

McMILLIAN AN UNDRAFTED GEM



In his first 23 career games, cornerback Ja'Quan McMillian has totaled 85 tackles. That is the second most by a Broncos undrafted defensive back in that span, behind only cornerback Chris Harris Jr. (102).

MOST TACKLES BY A BRONCOS UNDRAFTED DB, FIRST 23 GAMES

Player	Seasons	Tackles
Chris Harris Jr.	2011-12	102
Ja'Quan McMillian	2022-24	85
Duke Ihenacho	2012-13	75
Kelly Herndon	2002-03	54
George Coghill	1999	39



McMILLIAN NOT AFRAID TO MIX IT UP

In just his third season in the NFL, CB Ja'Quan McMillian has recorded 85 tackles (64 solo), two sacks (15. yds.), two interceptions (14 yds.), six passes defended, two forced fumbles, two fumble recoveries and eight tackles for loss. His eight tackles for loss are tied for the third most by a Broncos' cornerback in team history, behind only Chris Harris Jr. (23) and Champ Bailey (13).

MOST TFLs, TEAM HISTORY

Player	Years	TFLs
Chris Harris Jr.	2011-19	23
Champ Bailey	2004-13	13
Ja'Quan McMillian	2022-24	8
Bradley Roby	2014-18	8
Aqib Talib	2014-17	5

McMILLIAN BREAKS SINGLE-SEASON FRANCHISE

RECORD FOR MOST TFLs IN SINGLE SEASON BY A DB


In 2023, cornerback Ja'Quan McMillian recorded seven tackles for loss. He also totaled three games that season with multiple TFLs.

His seven tackles for loss were a single-season franchise record for defensive backs. He surpassed former Broncos safeties T.J. Ward (6, 2014) and Brian Dawkins (6, 2009) during the team's Week 14 matchup against the L.A. Chargers.

MOST TFLs BY A BRONCOS DB, SINGLE SEASON, TEAM HISTORY

Rk.	Player	Year	No.
1.	Ja'Quan McMillian	2023	7
2.	T.J. Ward	2014	6
	Brian Dawkins	2009	6
4.	Chris Harris Jr.	2014	5
	Bradley Roby	2014	5
	Chris Harris Jr.	2013	5
	Brian Dawkins	2011	5

JONES BECOMING A PLAYMAKER



In his first season with the Broncos in 2024, safety Brandon Jones has solidified himself as a playmaker in the secondary, recording one interception, one forced fumble and one fumble recovery in the first four weeks. He joined safety Darian Stewart (2015), cornerback Bradley Roby (2015) and defensive end Elvis Dumervil (2007) as the only Broncos to record those numbers in that span since 2000.

PLAYERS WITH AT LEAST 1 INT, FF & FR IN FIRST FOUR WEEKS,

BY A BRONCO, SINCE 2000

Player	Season	INTs	FFs	FRs
Brandon Jones	2024	1	1	1
Darian Stewart	2015	1	1	1
Bradley Roby	2015	1	1	1
Elvis Dumervil	2007	1	1	1

LOCKE CLIMBING THE CHARTS

Now in his fifth season in the NFL, safety P.J. Locke has recorded 96 tackles (65 solo), four sacks (44 yds.), one interception (14 yds.), eight passes defended and three forced fumbles in his career. His four sacks are the 10th most by a Broncos safety in team history.



MOST SACKS, BRONCOS SAFETIES, TEAM HISTORY

Rk.	Player	Years	Sacks
1.	Dennis Smith	1981-94	15
2.	Randy Robbins	1984-91	8
3.	John Lynch	2004-07	7
4.	Eric Brown	1998-2001	5.5
5.	Steve Atwater	1989-98	5
	Brian Dawkins	2009-11	5
	Kenoy Kennedy	2000-04	5
	T.J. Ward	2014-16	5
9.	Justin Simmons	2016-23	4.5
10.	P.J. Locke	2020-24	4

UNDER PRESSURE



In six games this season, DE Zach Allen has totaled 33 quarterback pressures, according to *Pro Football Focus*. That is the third most in the entire NFL—behind only defensive end Aidan Hutchinson (40) and Nick Bosa (35)—and is the most by any interior defensive lineman in the NFL.

MOST QB PRESSURES, 2024, PER PRO FOOTBALL FOCUS

Rk.	Player	Team	Pressures
1.	Aidan Hutchinson	Detroit	45
2.	Nick Bosa	San Francisco	35
3.	Zach Allen	Denver	33
4.	Jonathan Greenard	Minnesota	29
5.	Chris Jones	Kansas City	28

ZACH ATTACK

Defensive end Zach Allen has appeared in 68 regular-season games (58 starts) since entering the NFL. He's recorded 227 tackles (124 solo), 20.0 sacks (131.5 yds.), one interception (25 yds.), 16 passes defended, one forced fumble and three fumble recoveries in his career.

Among active defensive ends since the start of 2020, Allen is 1-of-5 players to accumulate totals at least 15 sacks and 15 PDs.

ACTIVE DES W/ AT LEAST 15 SACKS & 15 PDS, SINCE 2020

Rk.	Player	Team	Sacks	Yds.	PDs
1.	Maxx Crosby	L.V.	47.5	337.0	16
2.	Cameron Jordan	N.O.	30.5	193.0	16
3.	DeMarcus Lawrence	Dal.	22.5	145.5	16
4.	Zach Allen	Ari. / Den.	20.0	131.5	16
5.	A.J. Epenesa	Buf.	18.5	136.5	15



CAN'T STOP ZACH

Through six games in 2024, defensive end Zach Allen has been one of the most disruptive players along the interior defensive line in the NFL. According to *Pro Football Focus*, Allen has earned a 13.9 pass rush win percentage, which is the third-highest among all NFL defensive linemen with at least 150 pass rush snaps.

PASS RUSH WIN PERCENTAGE, INTERIOR DEFENSIVE LINEMEN,

MIN. 150 PASS RUSH SNAPS, PER *PRO FOOTBALL FOCUS*

Rk.	Player	Team	Win %
1.	Chris Jones	K.C.	21.7
2.	Tershawn Wharton	K.C.	16.1
3.	Zach Allen	Den.	13.9
4.	Alim McNeill	Lions	13.8
5.	Maliek Collins	49ers	13.4

ALLEN A DISRUPTIVE FORCE

So far in 2024, defensive end Zach Allen has been one of the best interior defensive linemen at getting to the quarterback and forcing hurried throws. According to *Pro Football Focus*, Allen has hurried opposing quarterbacks a total of 19 times, which is the most among all interior defensive linemen.

QUARTERBACK HURRIES, INTERIOR DEFENSIVE LINEMEN

Rk.	Player	Team	Hurries
1.	Zach Allen	Den.	21
2.	Chris Jones	K.C.	20
3.	Daron Payne	Was.	17
	Kobie Turner	LAR	17
5.	Braden Fiske	LAR	14
	Jarran Reed	Sea.	14

COOPER: MOST SACKS OF ANY SEVENTH-ROUND

DRAFT PICK SINCE 2019



Outside linebacker Jonathon Cooper, who was selected by the Broncos in the seventh round (239th overall) of the 2021 NFL Draft, has accumulated 17.5 sacks (125.0 yds.) in 53 career games played (37 starts). In the first six games of the 2024 season, Cooper has recorded 4.5 sacks (24.5 yds.).

Among players selected in the seventh round of an NFL Draft since 2019, Cooper's 17.5 sacks are the most.

MOST SACKS BY A PLAYER SELECTED IN THE SEVENTH ROUND

OF AN NFL DRAFT, SINCE 2019

Rk.	Player	Draft Yr.	Rd. (Pick)	Sacks
1.	Jonathon Cooper	2021	7 (239)	17.5
2.	Kaden Elliss	2019	7 (244)	12.0
3.	Casey Toohill	2020	7 (233)	8.0
4.	James Smith-Williams	2020	7 (229)	7.0
5.	Kamren Curl	2020	7 (216)	5.0

COOPER A SEVENTH-ROUND STEAL

For his career, outside linebacker Jonathon Cooper has accumulated 17.5 sacks (125.0 yds.). His 17.5 career sacks are the fourth most by a player in a Broncos uniform who was selected in the seventh round or later of an NFL Draft.

MOST CAREER SACKS IN BRONCOS UNIFORM, PLAYERS SELECTED

IN THE SEVENTH ROUND OR LATER

Rk.	Player	Yr. Drafted	Rd. (Pick)	Sacks	Yds.
1.	Karl Mecklenburg	1983	12 (310)	79.0	179
2.	Maa Tanuvasa	1993	13 (209)	33.0	195
3.	Shelby Harris	2014	7 (235)	21.5	138.5
4.	Jonathon Cooper	2021	7 (239)	17.5	125.0
5.	Ken Woodard	1982	10 (274)	11.0	N/A

COOP AND THE QB

After tallying his third career multi-sack game against Seattle in Week 1, outside linebacker Jonathon Cooper has now totaled the second-most multi-sack performances by a player selected by the Broncos in the seventh round or later of the NFL Draft. Only Ring of Fame linebacker Karl Mecklenburg (14) has recorded more.

MOST MULTI-SACK GAMES BY A PLAYER DRAFTED IN THE SEVENTH ROUND OR LATER, TEAM HISTORY

Rk.	Player	Year Drafted	Games
1.	Karl Mecklenburg	1983	14
2.	Jonathon Cooper	2021	3
3.	Greg Bracelin	1980	1
	Walt Bowyer	1983	1
	Ken Woodard	1982	1
	Ray Phillips	1986	1
	Monsanto Pope	2002	1

ELLISS LEADING ROOKIE CLASS



In six games this season, Broncos' rookie outside linebacker Jonah Elliss has recorded 10 tackles (7 solo) and 1.5 sacks (9 yds.). Going into Week 7, he is tied for the most sack among all rookies this season.

MOST SACKS, 2024 ROOKIES

Rk.	Player	Team	Rd. (Pick)	Sacks
1.	Jonah Elliss	Den.	3 (76)	1.5
	Edgerrin Cooper	G.B.	2 (45)	1.5
	Leonard Taylor III	NYJ	CFA	1.5
4.	11 Players Tied	--	--	1.0



WALLACE AMONG BEST UNDRAFTED DEFENSIVE BACKS

Since joining the NFL in 2018 as a college free agent, cornerback Levi Wallace has appeared in 89 games (70 starts) and produced 310 tackles (239 solo), 12 interceptions (37 yds.), 55 passes defended and one fumble recovery.

His 55 passes defended are the fifth most among active undrafted cornerbacks while his 12 interceptions are tied for the second most among those at his position who were not drafted.

MOST PDS, ACTIVE UNDRAFTED CORNERBACKS, SINCE 2016

Rk.	Player	INTs	Yds.	PDs
1.	Michael Davis	8	131	69
2.	Charvarius Ward	10	110	67
3.	Darious Williams	10	93	63
4.	Kenny Moore II	17	351	57
5.	Levi Wallace	12	37	55

MOST INTs, ACTIVE UNDRAFTED CORNERBACKS, SINCE 2016

Rk.	Player	INTs	Yds.	PDs
1.	Kenny Moore II	17	351	57
2.	Levi Wallace	12	37	55
	Mike Hilton	12	131	52
4.	Jonathan Jones	11	129	54
	Charvarius Ward	10	110	67
	Darious Williams	10	93	63

D.J. KNOCKING IT OUT

In his second season with the Broncos in 2023, defensive tackle D.J. Jones recorded 46 tackles (30 solo), two sacks (23 yds.), three forced fumbles and two fumble recoveries.

His three forced fumbles were the most by a Broncos defensive tackle in a single season since at least 1999. He was also just the fifth Denver defensive lineman to record multiple forced fumbles and fumble recoveries in the same season since at least 1991 and first to do so since defensive end Elvis Dumervil in 2007.

MOST FORCED FUMBLES IN A SEASON BY A BRONCOS DEFENSIVE TACKLE, SINCE 1999

Rk.	Player	Year	FFs
1.	D.J. Jones	2023	3
2.	Trevor Pryce	1999	2
	Trevor Pryce	2000	2
	Keith Traylor	2000	2

FIRST IMPRESSIONS FOR TILLMAN

In his NFL debut in Week 3, outside linebacker Dondrea Tillman sacked Buccaneers QB Baker Mayfield twice to help the Broncos reach seven sacks in the game. He became just the fourth undrafted player in the NFL since 1990 to record multiple sacks in his NFL debut, joining linebacker Howard Jones, defensive end Ryan Delaire and defensive end Kendrick Office.

MULTI-SACK GAME IN NFL DEBUT, UNDRAFTED PLAYERS, SINCE 1990

Player	Team	Game (Date)	Sacks
Dondrea Tillman	Den.	at T.B. (9/22/24)	2
Howard Jones	T.B.	vs. Jac. (10/11/15)	2
Ryan Delaire	Car.	at T.B. (10/4/15)	2
Kendrick Office	Buf.	at N.E. (11/11/01)	2

BRONCOS W/ IMMENSE SUCCESS IN PUNT RETURN GAME

In 2023, Denver returned 20 punts for 326 yards and posted the league's highest punt return average (16.3.). The 16.3 yards per punt return is the highest by a Broncos team in a single season.

HIGHEST PUNT RETURN AVERAGE, 2023

Rk.	Team	Returns	Yds.	Avg.
1.	Denver	20	326	16.3
2.	L.A. Chargers	24	385	16.0
3.	Baltimore	29	417	14.4
	Philadelphia	29	417	14.4
5.	New Orleans	32	392	12.3

HIGHEST PUNT RETURN AVERAGE, SINGLE SEASONS, TEAM HISTORY

Rk.	Season	Returns	Yds.	Avg.
1.	2023	20	326	16.3
2.	1982	21	305	14.5
3.	1997	41	544	13.5
4.	1967	26	351	13.5
5.	2020	20	267	13.4

MARVIN MIMS JR.: PRO BOWLER, ALL-PRO & ALL-ROOKIE TEAM SELECTION



Selected by the Broncos in the second round (63rd overall) of the 2023 NFL Draft, wide receiver Marvin Mims Jr. posted impressive numbers as a returner. He totaled 19 punt returns for 312 yards (16.4 avg.) and 15 kickoff returns for 397 yards (26.5 avg.) with one touchdown.

Mims' efforts in 2023 earned him Pro Bowl and second-team All-Pro selections as a rookie. Additionally, he was named to the NFL's all-rookie team.

Mims was the sixth Broncos rookie—and first since RB Phillip Lindsay in 2018—to be named to the Pro Bowl. He was also just the third Bronco to receive a Pro Bowl nod as a return specialist.

BRONCOS ROOKIES NAMED TO THE PRO BOWL

Player	Year
Marvin Mims Jr.	2023
Phillip Lindsay	2018
Von Miller	2011
Jim Fraser	1962*
Donnie Stone	1961*

*AFL All-Star selections

BRONCOS RETURN SPECIALISTS NAMED TO THE PRO BOWL

Player	No.	Years
Rick Upchurch	3	1977-78, '82
Marvin Mims Jr.	1	2023
Glyn Milburn	1	1995



MIMS SHOWING EXPLOSIVENESS ON RETURNS

Since his rookie campaign in 2023, wide receiver Marvin Mims Jr. has been one of the best kick returners in the NFL, averaging 14.8 yards per punt return and 25.9 yards per kickoff return. His 14.8 yards per punt return is the highest in team history among players with at least 10 returns while his 25.9 kickoff return average is the sixth highest among Broncos with at least 15 returns.

HIGHEST PUNT RETURN AVERAGE, TEAM HISTORY (MIN. 10 RETURNS)

Rk.	Player	Returns	Yds.	Avg.
1.	Marvin Mims	32	475	14.8
2.	Darrien Gordon	74	922	12.5
3.	Rod Smith	53	647	12.2
4.	Rick Upchurch	248	3,008	12.1
5.	Charley Mitchell	21	251	12.0

HIGHEST KICKOFF RETURN AVERAGE, TEAM HISTORY (MIN. 15 RETURNS)

Rk.	Player	Returns	Yds.	Avg.
1.	Trindon Holliday	39	1,133	29.1
2.	Quan Cosby	17	457	26.9
3.	Goldie Sellers	25	661	26.4
4.	Kevin Kasper	29	765	26.4
5.	Abner Haynes	43	1,130	26.3
6.	Marvin Mims	18	466	25.9

LUTZ LIGHTING UP THE SCOREBOARD



Broncos kicker Wil Lutz has appeared in 120 career regular-season games, making 208-of-243 field goals (85.6%) and 324-of-333 extra points (97.3%). For his career, Lutz has totaled 948 kicking points which ranks third among kickers since 2016.

MOST KICKING POINTS, REG. SEASON, SINCE 2016

Rk.	Player	FGM	FGA	XPM	XPA	Pts.
1.	Justin Tucker	275	303	346	352	1,171
2.	Greg Zuerlein	244	289	273	287	1,005
3.	Wil Lutz	208	243	324	333	948
4.	Harrison Butker	209	235	319	338	946
5.	Matt Prater	222	263	270	281	936

LUTZ TURNS SIX INTO SEVEN

For his career, Broncos kicker Wil Lutz has made 324-of-333 extra points (97.3%). Among kickers since 2016, Lutz's 97.3% percent success rate ranks second behind Justin Tucker.

HIGHEST EXTRA POINT PERCENTAGE, SINCE 2016

Rk.	Player	XPM	XPA	Pct.
1.	Justin Tucker	346	352	.983
2.	Tyler Bass	223	230	.970
3.	Wil Lutz	324	333	.973
4.	Jason Sanders	236	243	.971
5.	Brandon McManus	236	244	.967

LUTZ REACHES 200 FIELD GOALS MADE

In Week 2 against Pittsburgh, kicker Wil Lutz went 2-of-2 and eclipsed the 200 career field goals made mark in just his 116th game. He tied kickers Dan Bailey and Robbie Gould for the eighth fastest kickers in NFL history to reach that mark.

FASTEST PLAYERS TO REACH 200 FIELD GOALS MADE

Rk.	Player	GP	FGM	FGA	Pct.
1.	Justin Tucker	95	200	222	90.1
2.	Harrison Butker	109	201	225	89.3
3.	Dustin Hopkins	114	202	238	84.9
4.	Dan Carpenter	115	202	239	84.5
	Chris Boswell	115	200	232	86.2
	Graham Gano	115	200	247	81.0
	Mike Vanderjagt	115	200	230	87.0
8.	Wil Lutz	116	200	234	97.2
	Dan Bailey	116	200	228	87.7
	Robbie Gould	116	200	234	85.5


LUTZ WITH SEVEN SEASONS OF 100+ POINTS

Since making his NFL debut with New Orleans in 2016, kicker Wil Lutz has posted seven seasons in which he has totaled 100 or more kicking points. Among kickers in that span, Lutz's seven such campaigns ranks second, trailing only kicker Justin Tucker.

MOST SEASONS WITH 100+ KICKING POINTS, SINCE 2016

Rk.	Player	Team	No.
1.	Justin Tucker	Bal.	8
2.	Wil Lutz	N.O. / Den.	7
	Greg Zuerlein	LAR / Dal. / NYJ	7
	Matt Prater	Det. / Ari.	7

DIXON PINNING THEM DEEP



In 55 games with the Broncos in his career, punter Riley Dixon has punted 276 times for 12,689 yards (46.0 avg. / 41.5 net), including 92 punts inside of the 20-yard line and only 17 touchbacks. His 95 punts inside the 20-yard line with the Broncos are the fourth most by any punter in team history.

MOST PUNTS INSIDE THE 20, TEAM HISTORY

Rk.	Player	Punts	Yds.	Gross	Net	I20	TBs
1.	Tom Rouen	541	28,146	43.9	36.2	182	75
2.	Britton Colquitt	472	21,327	45.2	39.1	149	29
3.	Mike Horan	374	15,911	42.5	36.5	107	29
4.	Riley Dixon	276	12,689	46.0	41.5	95	17
5.	Luke Prestridge	377	15,754	41.8	34.7	80	30

TEAM HIGHS AND LOWS



2024 REGULAR SEASON DENVER BRONCOS OFFENSIVE HIGHS AND LOWS (THROUGH WEEK 6)

HIGH	DATE	OPPONENT	CATEGORY	OPPONENT	DATE	LOW
34	10/6	vs. Las Vegas	Points	vs. Pittsburgh	9/15	6
16	10/13	vs. L.A. Chargers	Points in a Quarter	at Seattle	9/8	0
				vs. Pittsburgh	9/15	
				at Tampa Bay	9/22	
				at N.Y. Jets	9/29	
				vs. Las Vegas	10/6	
21	10/6	vs. Las Vegas	Points in a Half	vs. L.A. Chargers	10/13	0
				vs. Pittsburgh	9/15	
				at N.Y. Jets	9/29	
4	10/6	vs. Las Vegas	Total Touchdowns	vs. L.A. Chargers	10/13	0
69	9/8	at Seattle	Total Plays	vs. Pittsburgh	9/15	53
352	9/22	at Tampa Bay	Total Net Yards	vs. L.A. Chargers	10/13	186
18	9/22	at Tampa Bay	Total First Downs	at N.Y. Jets	9/29	12
10	9/22	at Tampa Bay	First Downs Rushing	at N.Y. Jets	9/29	5
10	10/13	vs. L.A. Chargers	First Downs Passing	vs. Pittsburgh	9/15	3
3	10/6	vs. Las Vegas	First Down Penalties	at N.Y. Jets	9/29	0
				at Seattle	9/8	
				vs. Pittsburgh	9/15	
				at Tampa Bay	9/22	
				vs. L.A. Chargers	10/13	
30.8%	9/22	at Tampa Bay	Third Down Efficiency	vs. Pittsburgh	9/15	16.7%
6	10/13	vs. L.A. Chargers	Average Yards Per Play	at Seattle	9/8	3.3
				at N.Y. Jets	9/29	
136	9/22	at Tampa Bay	Total Net Yards Rushing	vs. Pittsburgh	9/15	64
31	9/29	at N.Y. Jets	Rushing Attempts	vs. L.A. Chargers	10/13	18
6.1	10/13	vs. L.A. Chargers	Rushing Average Yards	vs. Pittsburgh	9/15	3.4
2	9/22	at Tampa Bay	Rushing Touchdowns	vs. Pittsburgh	9/15	0
				at N.Y. Jets	9/29	
				vs. L.A. Chargers	10/13	
231	9/15	vs. Pittsburgh	Total Net Yards Passing	at N.Y. Jets	9/29	60
42	9/8	at Seattle	Passing Attempts	at N.Y. Jets	9/29	25
26	9/8	at Seattle	Passing Completions	at N.Y. Jets	9/29	12
2	10/6	vs. Las Vegas	Passing Touchdowns	at Seattle	9/8	0
				vs. Pittsburgh	9/15	
				at Tampa Bay	9/22	
6.2	9/15	vs. Pittsburgh	Passing Yards Average	at N.Y. Jets	9/29	2.4
2	9/8	at Seattle	Passes Thrown for Interception	at Tampa Bay	9/22	0
				at N.Y. Jets	9/29	
				vs. Las Vegas	10/6	
3	10/6	vs. Las Vegas	Times Sacked	at Tampa Bay	9/22	0
				at N.Y. Jets	9/29	
3	10/6	vs. Las Vegas	QB Sacks	at Tampa Bay	9/22	0
				at N.Y. Jets	9/29	
26	10/6	vs. Las Vegas	Sack Yards Lost	at Tampa Bay	9/22	0
				at N.Y. Jets	9/29	
8	9/8	at Seattle	Total Punts	at Tampa Bay	9/22	2
389	9/8	at Seattle	Total Punt Yards	at Tampa Bay	9/22	96
52.5	9/15	vs. Pittsburgh	Punt Gross Average Yards	at N.Y. Jets	9/29	42.4
48	9/15	vs. Pittsburgh	Punt Net Average Yards	at N.Y. Jets	9/29	38.5
5	9/8	at Seattle	Punt Returns	at Tampa Bay	9/22	1
				at N.Y. Jets	9/29	
				vs. L.A. Chargers	10/13	
54	10/6	vs. Las Vegas	Punt Return Yards	at N.Y. Jets	9/29	5
27.0	9/22	at Tampa Bay	Punt Return Yards Average	at N.Y. Jets	9/29	5.0
3	9/8	at Seattle	Kickoff Returns	vs. Pittsburgh	9/15	0
				at Tampa Bay	9/22	
				at N.Y. Jets	9/29	
69	9/8	at Seattle	Kickoff Return Yards	vs. Pittsburgh	9/15	0
				at Tampa Bay	9/22	
				at N.Y. Jets	9/29	
9	9/15	vs. Pittsburgh	Total Penalties	at Tampa Bay	9/22	5
				at N.Y. Jets	9/29	
124	9/15	vs. Pittsburgh	Penalty Yards	vs. L.A. Chargers	10/13	37
2	9/8	at Seattle	Total Fumbles	vs. Pittsburgh	9/15	0



TEAM HIGHS AND LOWS



1	9/8	at Seattle	Fumbles Lost	vs. Pittsburgh	9/15	0
32:08	9/22	at Tampa Bay	Time of Possession	vs. Las Vegas	10/6	22:37
3	9/8	at Seattle	Turnovers	vs. L.A. Chargers	10/13	0
82,243	9/29	at N.Y. Jets	Attendance	vs. Las Vegas	10/6	62,738
				at Tampa Bay	9/22	



TEAM HIGHS AND LOWS



2024 REGULAR SEASON DENVER BRONCOS DEFENSIVE HIGHS AND LOWS (THROUGH WEEK 6)

HIGH	DATE	OPPONENT	CATEGORY	OPPONENT	DATE	LOW
26	9/8	at Seattle	Points	at Tampa Bay	9/22	7
10	9/8	at Seattle	Points in a Quarter	vs. Pittsburgh	9/15	0
				at Tampa Bay	9/22	
				at N.Y. Jets	9/29	
				vs. Las Vegas	10/6	
				vs. L.A. Chargers	10/13	
20	10/13	vs. L.A. Chargers	Points in a Half	at Tampa Bay	9/22	0
3	9/8	at Seattle	Total Touchdowns	at N.Y. Jets	9/29	0
75	10/13	vs. L.A. Chargers	Total Plays	at Tampa Bay	9/22	56
350	10/13	vs. L.A. Chargers	Total Net Yards	at Tampa Bay	9/22	223
22	10/13	vs. L.A. Chargers	Total First Downs	vs. Pittsburgh	9/15	16
				at N.Y. Jets	9/29	
10	10/13	vs. L.A. Chargers	First Downs Rushing	vs. Pittsburgh	9/15	4
				at Tampa Bay	9/22	
				at N.Y. Jets	9/29	
13	10/6	vs. Las Vegas	First Downs Passing	vs. Pittsburgh	9/15	7
5	9/15	vs. Pittsburgh	First Down Penalties	at Tampa Bay	9/22	2
				at N.Y. Jets	9/29	
				vs. Las Vegas	10/6	
				vs. L.A. Chargers	10/13	
61.1%	10/13	vs. L.A. Chargers	Third Down Efficiency	at N.Y. Jets	9/29	23.5%
5.1	9/8	at Seattle	Average Yards Per Play	at N.Y. Jets	9/29	3.5
146	9/8	at Seattle	Total Net Yards Rushing	at N.Y. Jets	9/29	64
38	10/13	vs. L.A. Chargers	Rushing Attempts	at Tampa Bay	9/22	16
5.7	9/22	at Tampa Bay	Rushing Average Yards	at N.Y. Jets	9/29	2.8
2	9/8	at Seattle	Rushing Touchdowns	vs. Pittsburgh	9/15	0
				at Tampa Bay	9/22	
				at N.Y. Jets	9/29	
222	10/13	vs. L.A. Chargers	Total Net Yards Passing	vs. Pittsburgh	9/15	110
42	9/29	at N.Y. Jets	Passing Attempts	vs. Pittsburgh	9/15	20
25	9/22	at Tampa Bay	Passing Completions	vs. Pittsburgh	9/15	13
1	9/8	at Seattle	Passing Touchdowns	at N.Y. Jets	9/29	0
6	10/13	vs. L.A. Chargers	Passing Yards Average	at Tampa Bay	9/22	3.3
3	10/6	vs. Las Vegas	Passes Thrown for Interception	vs. Pittsburgh	9/15	0
				at N.Y. Jets	9/29	
				vs. L.A. Chargers	10/13	
7	9/22	at Tampa Bay	Times Sacked	at Seattle	9/8	2
				vs. Pittsburgh	9/15	
7	9/22	at Tampa Bay	QB Sacks	at Seattle	9/8	2
				vs. Pittsburgh	9/15	
41	9/29	at N.Y. Jets	Sack Yards Lost	vs. Pittsburgh	9/15	7
8	9/15	vs. Pittsburgh	Total Punts	at Tampa Bay	9/22	4
				vs. L.A. Chargers	10/13	
424	9/15	vs. Pittsburgh	Total Punt Yards	vs. L.A. Chargers	10/13	159
53.4	10/6	vs. Las Vegas	Punt Gross Average Yards	vs. L.A. Chargers	10/13	39.8
44.4	9/29	at N.Y. Jets	Punt Net Average Yards	vs. L.A. Chargers	10/13	37.3
5	9/15	vs. Pittsburgh	Punt Returns	at Tampa Bay	9/22	0
				vs. Las Vegas	10/6	
31	9/29	at N.Y. Jets	Punt Return Yards	at Seattle	9/8	0
				at Tampa Bay	9/22	
				vs. Las Vegas	10/6	
13.0	10/13	vs. L.A. Chargers	Punt Return Yards Average	at Seattle	9/8	0.0
				at Tampa Bay	9/22	
				vs. Las Vegas	10/6	
3	9/8	at Seattle	Kickoff Returns	vs. L.A. Chargers	10/13	0
74	9/8	at Seattle	Kickoff Return Yards	vs. L.A. Chargers	10/13	0
13	9/29	at N.Y. Jets	Total Penalties	vs. L.A. Chargers	10/13	3
90	9/29	at N.Y. Jets	Penalty Yards	at Tampa Bay	9/22	19
1	9/8	at Seattle	Total Fumbles	vs. Las Vegas	10/6	0
1	9/8	at Seattle	Fumbles Lost	vs. Pittsburgh	9/15	0
				vs. Las Vegas	10/6	
				vs. L.A. Chargers	10/13	
37:23	10/13	vs. L.A. Chargers	Time of Possession	at Tampa Bay	9/22	27:52



TEAM HIGHS AND LOWS



3	10/6	vs. Las Vegas	Turnovers	vs. Pittsburgh	9/15	0
82,243	9/29	at N.Y. Jets	Attendance	vs. L.A. Chargers at Tampa Bay	10/13 9/22	62,738





2020 WEEK 12
New Orleans Saints 31, Denver Broncos 3
Empower Field at Mile High  Nov 29, 2020



New Orleans Saints	0	17	7	7	—	31
Denver Broncos	0	0	3	0	—	3

SCORING DRIVES

TEAM	QTR	TIME	SCORING PLAY	NO	DEN
Saints	2	10:19	T.Hill 1 yd. run (W.Lutz kick) (13-74, 8:01)	7	0
Saints	2	01:03	T.Hill 2 yd. run (W.Lutz kick) (5-13, 1:19)	14	0
Saints	2	00:00	W.Lutz 40 yd. Field Goal (2-19, 0:12)	17	0
Broncos	3	06:56	B.McManus 58 yd. Field Goal (4-1, 2:07)	17	3
Saints	3	02:14	L.Murray 36 yd. run (W.Lutz kick) (8-82, 4:42)	24	3
Saints	4	06:03	L.Murray 8 yd. run (W.Lutz kick) (11-77, 6:54)	30	3

NEW ORLEANS SAINTS			DEFENSE		
OFFENSE			DEFENSE		
WR 10	T. Smith	DE 91	T. Hendrickson		
WR 13	M. Thomas	DE 94	C. Jordan		
C 51	C. Ruiz	DT 90	M. Brown		
C 62	N. Easton	DT 93	D. Onyemata		
C 78	E. McCoy	MLB 5	K. Alexander		
T 71	R. Ramezyk	MLB 56	D. Davis		
TE 89	J. Hill	LCB 20	J. Jenkins		
TE 82	A. Trautman	LCB 23	M. Lattimore		
RB 28	L. Murray	FS 27	M. Jenkins		
QB 7	T. Hill	FS 43	M. Williams		
DENVER BRONCOS			DEFENSE		
OFFENSE			DEFENSE		
WR 10	J. Jeudy	DE 93	D. Jones		
WR 12	T. Patrick	DE 57	D. Walker		
G 61	G. Glasgow	OLB 55	B. Chubb		
G 66	D. Risner	OLB 59	M. Reed		
C 79	L. Cushmanberry III	ILB 47	J. Jewell		
TE 87	N. Fant	ILB 45	A. Johnson		
TE 88	N. Vannett	CB 21	A. Bouye		
T 72	G. Bolles	CB 29	B. Callahan		
T 78	D. Dotson	S 22	K. Jackson		
RB 25	M. Gordon III	S 31	J. Simmons		
RB 30	P. Lindsay				

NEW ORLEANS SAINTS

PASSING	ATT	CP	YDS	SK/YD	TD	LG	INT	RTG
Taysom Hill	16	9	78	3/15	0	24	1	43.2
TOTAL	16	9	78	3/15	0	24	1	43.2
RUSHING	ATT	YDS	AVG	LG	TD			
Lataivus Murray	19	124	6.5	36t	2			
Alvin Kamara	11	54	4.9	15	0			
Taysom Hill	10	44	4.4	17	2			
Dwayne Washington	3	6	2.0	4	0			
Michael Thomas	1	1	1.0	1	0			
TOTAL	44	229	5.2	36T	4			
RECEIVING	NO	YDS	AVG	LG	TD			
Michael Thomas	4	50	12.5	24	0			
TréQuan Smith	1	16	16.0	16	0			
Adam Trautman	1	8	8.0	8	0			
Emmanuel Sanders	1	4	4.0	4	0			
Lataivus Murray	1	2	2.0	2	0			
Alvin Kamara	1	-2	-2.0	-2	0			
TOTAL	9	78	8.7	24	0			
PUNTING	NO	YDS	AVG	TB	I20	LG		
Thomas Morstead	6	274	45.7	0	1	57		
TOTAL	6	274	45.0	0	1	57		
KICKOFF RETURNS	NO	YDS	AVG	LG	TD			
Marquez Callaway	1	17	17.0	17	0			
TOTAL	1	17	17.0	17	0			
PUNT RETURNS	NO	YDS	AVG	LG	TD			
Marquez Callaway	1	19	19.0	19	0			
TOTAL	1	19	19.0	19	0			
TOP DEFENSE	TOT	SOLO	AST	SCK	YDS	INT		
Demario Davis	10	7	3	0.0	0.0	0		
Malcolm Jenkins	5	4	1	0.0	0.0	0		
Marcus Davenport	3	3	0	0.0	0.0	0		
FIELD GOALS	FGM/FGA	PERCENT	RESULTS					
Wil Lutz	1-1	100.0	40G					
TOTAL	1-1	100.0						

DENVER BRONCOS

PASSING	ATT	CP	YDS	SK/YD	TD	LG	INT	RTG
Kendall Hinton	9	1	13	1/1	0	13	2	0.0
TOTAL	9	1	13	1/1	0	13	2	0.0
RUSHING	ATT	YDS	AVG	LG	TD			
Royce Freeman	8	50	6.3	23	0			
Melvin Gordon III	12	31	2.6	11	0			
Phillip Lindsay	9	20	2.2	13	0			
Kendall Hinton	2	7	3.5	5	0			
KJ Hamler	2	-8	-4.0	-3	0			
TOTAL	33	100	3.0	23	0			
RECEIVING	NO	YDS	AVG	LG	TD			
Noah Fant	1	13	13.0	13	0			
TOTAL	1	13	13.0	13	0			
PUNTING	NO	YDS	AVG	TB	I20	LG		
Sam Martin	7	332	47.4	1	0	55		
TOTAL	7	332	47.0	1	0	55		
KICKOFF RETURNS	NO	YDS	AVG	TB	LG	TD		
No Kickoff Returns								
PUNT RETURNS	NO	YDS	AVG	LG	TD			
No Punt Returns								
TOP DEFENSE	TOT	SOLO	AST	SCK	YDS	INT		
Dre'Mont Jones	9	5	4	0.0	0.0	0		
Alexander Johnson	8	7	1	0.0	0.0	0		
Malik Reed	7	5	2	0.0	0.0	0		
FIELD GOALS	FGM/FGA	PERCENT	RESULTS					
Brandon McManus	1-1	100.0	58G					
TOTAL	1-1	100.0						

Team Statistics

	Saints	Broncos
First Downs	19	6
3rd-Down Eff. (Made/Att/Pct)	7/15/47%	1/10/10%
4th-Down Eff. (Made/Att/Pct)	0/0/0%	0/0/0%
Total Net Yards	292	112
Total Plays	63	43
Yards Per Play	4.6	2.6
Rushes/Net Yards	44/229	33/100
Net Passing	63	12
Pass Attempts/Completions	16/9	9/1
Had Intercepted	1	2
Sacked/Yards Lost	3/15	1/1
Punts/Average	6/45.7	7/47.4
Penalties/Yards	5/35	2/10
Fumbles/Lost	2/0	1/1
Possession Time	35:46	24:14



BIG YARDAGE GAMES



2024 REGULAR SEASON BIG YARDAGE GAMES

[none]

2024 OPPONENTS BIG YARDAGE GAMES 100-YARD RUSHERS

DATE	OPPONENT	PLAYER	ATT.	YDS.	AVG.	LG	TD
9/8	at Seahawks	Kenneth Walker III	20	103	5.2	23T	1





BRONCOS 2024 REGULAR SEASON RECORD WHEN...

CATEGORY	2024 SEASON		CATEGORY	2024 SEASON	
	W-L			W-L	
BRONCOS AT EMPOWER FIELD AT MILE HIGH	1-2		IN SEPTEMBER	2-2	
BRONCOS ON THE ROAD	2-1		IN OCTOBER	1-1	
BRONCOS ON GRASS	2-2		IN NOVEMBER	0-0	
BRONCOS ON ARTIFICIAL TURF	1-1		IN DECEMBER	0-0	
BRONCOS IN DOMES	0-0		IN JANUARY	0-0	
BRONCOS IN RETRACTABLE ROOF STADIUMS	0-0		ON SUNDAY NIGHT	0-0	
BRONCOS OUTDOORS	0-0		ON THURSDAY NIGHT	0-0	
BRONCOS INDOORS	0-0		ON MONDAY NIGHT	0-0	
EMPOWER FIELD AT MILE HIGH ROOF OPEN	0-0		ON SATURDAY	0-0	
EMPOWER FIELD AT MILE HIGH ROOF CLOSED	0-0				
BRONCOS SCORE FIRST	1-1		DAY GAMES	3-3	
OPPONENT SCORES FIRST	2-2		KICKOFF AT 12:00 MDT	0-0	
BRONCOS SCORE ON FIRST POSSESSION	1-1		KICKOFF AT 3:00/3:05/3:15/3:35 MDT	0-0	
BRONCOS SCORE 20 OR MORE POINTS	2-1		NIGHT GAMES	0-0	
BRONCOS SCORE 19 OR LESS POINTS	1-2				
BRONCOS ALLOW 20 OR MORE	0-2		VS. AFC WEST OVERALL	1-1	
BRONCOS ALLOW 19 OR LESS POINTS	3-1		VS. AFC WEST AT HOME	1-1	
			VS. AFC WEST ON THE ROAD	0-0	
BRONCOS LEAD AFTER 1ST QUARTER	1-0				
BRONCOS TRAIL AFTER 1ST QUARTER	1-2		VS. AFC	2-2	
SCORE TIED AFTER 1ST QUARTER	1-1		VS. AFC EAST	1-0	
BRONCOS LEAD AT HALFTIME	2-1		VS. AFC SOUTH	0-0	
BRONCOS TRAIL AT HALFTIME	1-2		VS. AFC NORTH	0-1	
SCORE TIED AT HALFTIME	0-0				
BRONCOS LEAD AFTER 3RD QUARTER	3-0		VS. NFC	1-1	
BRONCOS TRAIL AFTER 3RD QUARTER	0-3		VS. NFC EAST	0-0	
SCORE TIED AFTER 3RD QUARTER	0-0		VS. NFC SOUTH	1-0	
GAME GOES TO OVERTIME	0-0		VS. NFC NORTH	0-0	
			VS. NFC WEST	0-1	
BRONCOS HAVE + TURNOVER RATIO	2-0				
BRONCOS HAVE - TURNOVER RATIO	0-3				
TURNOVER RATIO EVEN	1-0				
BRONCOS HAVE 30:00+TOP	1-1				
BRONCOS HAVE LESS THAN 30:00 TOP	2-2				
BRONCOS HAVE 100-YARD RUSHER	0-0				
BRONCOS HAVE 300 NET PASSING YARDS	0-0				
BRONCOS HAVE 1 100-YARD RECEIVER	0-0				
BRONCOS HAVE 2 100-YARD RECEIVERS	0-0				
BRONCOS WIN COIN TOSS	3-1				
BRONCOS LOSE COIN TOSS	0-2				




2024 REGULAR SEASON BRONCOS INDIVIDUAL SINGLE-GAME HIGHS

Touchdowns	1	Troy Franklin	vs. Chargers	10/13
		Courtland Sutton	vs. Chargers	10/13
		Jaleel McLaughlin	vs. Raiders	10/06
		Bo Nix	vs. Raiders	10/06
		Josh Reynolds	vs. Raiders	10/06
		Courtland Sutton	at Jets	09/29
		Jaleel McLaughlin	at Buccaneers	09/22
		Bo Nix	at Buccaneers	09/22
		Bo Nix	at Seahawks	09/08
Passes Attempted	42	Bo Nix	at Seahawks	09/08
Passes Completed	26	Bo Nix	at Seahawks	09/08
Completion Percentage	70.3	Bo Nix	vs. Raiders	10/06
Passing Yards	246	Bo Nix	vs. Steelers	09/15
Yards Per Attempt	7.6	Bo Nix	vs. Raiders	10/06
Touchdown Passes	2	Bo Nix	vs. Chargers	10/13
		Bo Nix	vs. Raiders	10/06
Pass Receptions	8	Devaughn Vele	at Seahawks	09/08
Receiving Yards	93	Josh Reynolds	vs. Steelers	09/15
Touchdown Receptions	1	Troy Franklin	vs. Chargers	10/13
		Courtland Sutton	vs. Chargers	10/13
		Jaleel McLaughlin	vs. Raiders	10/06
		Josh Reynolds	vs. Raiders	10/06
		Courtland Sutton	at Jets	09/29
Rushing Yards	77	Javonte Williams	at Jets	09/29
Rushing Attempts	16	Javonte Williams	at Jets	09/29
Rushing Average	7.8	Tyler Badie	at Buccaneers	09/22
Rushing Touchdowns	1	Bo Nix	vs. Raiders	10/06
		Jaleel McLaughlin	at Buccaneers	09/22
		Bo Nix	at Buccaneers	09/22
		Bo Nix	at Seahawks	09/08
Yards From Scrimmage	111	Javonte Williams	vs. Raiders	10/06
Combined Net Yards	116	Marvin Mims Jr.	at Seahawks	09/08
Interceptions Made	2	Pat Surtain II	vs. Raiders	10/06
Interceptions Thrown	2	Bo Nix	vs. Steelers	09/15
		Bo Nix	at Seahawks	09/08
INT Return Yards	100	Pat Surtain II	vs. Raiders	10/06
Tackles	12	Brandon Jones	vs. Chargers	10/13
		Alex Singleton	vs. Steelers	09/15
		Riley Moss	at Seahawks	09/08
Sacks	2.0	Dondrea Tillman	at Buccaneers	09/22
		Jonathon Cooper	at Seahawks	09/08
Punts	8	Riley Dixon	at Jets	09/29
		Riley Dixon	at Seahawks	09/08
Punts Inside the 20	4	Riley Dixon	at Seahawks	09/08
Punting Average	52.5	Riley Dixon	vs. Steelers	09/15
Punt Returns	5	Marvin Mims Jr.	at Seahawks	09/08
Punt Return Yards	54	Marvin Mims Jr.	vs. Raiders	10/06
Kickoff Returns	3	Marvin Mims Jr.	at Seahawks	09/08
Kickoff Return Yards	69	Marvin Mims Jr.	at Seahawks	09/08
Field Goals Attempted	4	Wil Lutz	at Buccaneers	09/22
Field Goals Made	4	Wil Lutz	at Buccaneers	09/22

2024 REGULAR SEASON DENVER BRONCOS LONGEST PLAYS

Run From Scrimmage	43	Tyler Badie	at Buccaneers	09/22
Touchdown Run	4	Bo Nix	at Seahawks	09/08
Passing Long	49	Bo Nix	vs. Steelers	09/15
Touchdown Pass Long	15	Bo Nix	vs. Chargers	10/13
Pass Reception	49	Josh Reynolds	vs. Steelers	09/15
Touchdown Reception	15	Courtland Sutton	vs. Chargers	10/13



INDIVIDUAL SINGLE-GAME HIGHS



Interception Return	100	Pat Surtain II	vs. Raiders	10/06
Longest INT Return for TD	100	Pat Surtain II	vs. Raiders	10/06
Longest Own Fumble Return	2	Adam Trautman	at Seahawks	09/08
Longest Opponent's Fumble Return	34	Brandon Jones	at Buccaneers	09/22
Punt Return	38	Marvin Mims Jr.	vs. Raiders	10/06
Kickoff Return	38	Tremon Smith	vs. Raiders	10/06
Punt	65	Riley Dixon	at Seahawks	09/08
Field Goal	51	Wil Lutz	vs. Raiders	10/06
Field Goal Attempt	51	Wil Lutz	vs. Raiders	10/06





2024 REGULAR SEASON OPPONENTS INDIVIDUAL SINGLE-GAME HIGHS

Touchdowns	1	J.K. Dobbins	vs. Chargers	10/13
		Kimani Vidal	vs. Chargers	10/13
		Ameer Abdullah	vs. Raiders	10/06
		Brock Bowers	vs. Raiders	10/06
		Chris Godwin	at Buccaneers	09/22
		Darnell Washington	vs. Steelers	09/15
		Zach Charbonnet	at Seahawks	09/08
		Geno Smith	at Seahawks	09/08
		Kenneth Walker III	at Seahawks	09/08
Passes Attempted	42	Aaron Rodgers	at Jets	09/29
Passes Completed	25	Baker Mayfield	at Buccaneers	09/22
Completion Percentage	75.7	Baker Mayfield	at Buccaneers	09/22
Passing Yards	237	Justin Herbert	vs. Chargers	10/13
Yards Per Attempt	8.1	Gardner Minshew II	vs. Raiders	10/06
Touchdown Passes	1	Justin Herbert	vs. Chargers	10/13
		Gardner Minshew II	vs. Raiders	10/06
		Baker Mayfield	at Buccaneers	09/22
		Justin Fields	vs. Steelers	09/15
		Geno Smith	at Seahawks	09/08
Pass Receptions	8	Brock Bowers	vs. Raiders	10/06
Receiving Yards	97	Brock Bowers	vs. Raiders	10/06
Touchdown Receptions	1	Kimani Vidal	vs. Chargers	10/13
		Brock Bowers	vs. Raiders	10/06
		Chris Godwin	at Buccaneers	09/22
		Darnell Washington	vs. Steelers	09/15
		Zach Charbonnet	at Seahawks	09/08
Rushing Yards	103	Kenneth Walker III	at Seahawks	09/08
Rushing Attempts	25	J.K. Dobbins	vs. Chargers	10/13
Rushing Average	7.8	Bucky Irving	at Buccaneers	09/22
Rushing Touchdowns	1	J.K. Dobbins	vs. Chargers	10/13
		Ameer Abdullah	vs. Raiders	10/06
		Geno Smith	at Seahawks	09/08
		Kenneth Walker III	at Seahawks	09/08
Yards From Scrimmage	109	Kenneth Walker III	at Seahawks	09/08
Combined Net Yards	111	Bucky Irving	at Buccaneers	09/22
Interceptions Made	1	Elijah Molden	vs. Chargers	10/13
		Damontae Kazee	vs. Steelers	09/15
		Cory Trice Jr.	vs. Steelers	09/15
		Julian Love	at Seahawks	09/08
		Riq Woolen	at Seahawks	09/08
Interceptions Thrown	2	Gardner Minshew II	vs. Raiders	10/06
INT Return Yards	25	Elijah Molden	vs. Chargers	10/13
Tackles	13	Jamel Dean	at Buccaneers	09/22
Sacks	2.0	Maxx Crosby	vs. Raiders	10/06
Punts	8	Corliss Waitman	vs. Steelers	09/15
Punts Inside the 20	3	JK Scott	vs. Chargers	10/13
		Thomas Morstead	at Jets	09/29
Punting Average	53.4	AJ Cole	vs. Raiders	10/06
Punt Returns	5	Xavier Gipson	at Jets	09/29
		Calvin Austin III	vs. Steelers	09/15
Punt Return Yards	31	Xavier Gipson	at Jets	09/29
Kickoff Returns	3	Laviska Shenault Jr.	at Seahawks	09/08
Kickoff Return Yards	74	Laviska Shenault Jr.	at Seahawks	09/08
Field Goals Attempted	4	Greg Zuerlein	at Jets	09/29
Field Goals Made	3	Cameron Dicker	vs. Chargers	10/13
		Greg Zuerlein	at Jets	09/29

2024 REGULAR SEASON OPPONENTS LONGEST PLAYS

Run From Scrimmage	40	Ameer Abdullah	vs. Raiders	10/06
---------------------------	----	----------------	-------------	-------





Touchdown Run	34	Geno Smith	at Seahawks	09/08
Passing Long	57	Gardner Minshew II	vs. Raiders	10/06
Touchdown Pass Long	57	Gardner Minshew II	vs. Raiders	10/06
Pass Reception	57	Brock Bowers	vs. Raiders	10/06
Touchdown Reception	57	Brock Bowers	vs. Raiders	10/06
Interception Return	25	Elijah Molden	vs. Chargers	10/13
Longest Opponent's Fumble Return	7	Michael Carter II	at Jets	09/29
Punt Return	18	Derius Davis	vs. Chargers	10/13
Kickoff Return	31	Laviska Shenault Jr.	at Seahawks	09/08
Punt	67	Jake Camarda	at Buccaneers	09/22
Field Goal	53	Chris Boswell	vs. Steelers	09/15
Field Goal Attempt	53	Chris Boswell	vs. Steelers	09/15





BY BRONCOS

BY OPPONENT

PASSING

* Never Has Happened *	500 YARDS PASSING	506 yards, Tony Romo @ Dallas, 10/06/13
42 att., Bo Nix @ Seattle, 09/08/24	40+ PASS ATTEMPTS	42 att., Aaron Rodgers @ N.Y. Jets, 09/29/24
50 att., Joe Flacco vs. Chicago, 09/15/19	50+ PASS ATTEMPTS	57 att., Justin Herbert @ L.A. Chargers, 10/17/22
438 yards, Peyton Manning @ New England, 11/02/14	400 YARDS PASSING	462 yards, Ben Roethlisberger vs. Pittsburgh, 11/25/18
306 yards, Russell Wilson @ Miami, 09/24/23	300 YARDS PASSING	306 yards, Patrick Mahomes @ Kansas City, 10/12/23
* Never Has Happened *	SIX TOUCHDOWN PASSES	* Never Has Happened *
7 tds, Peyton Manning: (24, 23, 28, 5, 2, 26, 78) vs. Baltimore, 09/05/13	SEVEN TOUCHDOWN PASSES	* Never Has Happened *
5 tds, Peyton Manning @ Oakland, 11/09/14	FIVE+ TOUCHDOWN PASSES	5 tds, Jared Goff @ Detroit, 12/16/23
5 tds, Peyton Manning: (51, 32, 10, 32, 15) @ Oakland, 11/09/14	FIVE TOUCHDOWN PASSES	5 tds, Jared Goff: (19, 9, 15, 3, 10) @ Detroit, 12/16/23
4 tds, Drew Lock: (2, 37, 2, 49) @ Carolina, 12/13/20	FOUR TOUCHDOWN PASSES	4 tds, Justin Fields: (29, 22, 3, 2) @ Chicago, 10/01/23
3 tds, Russell Wilson: (4, 11, 6) vs. Kansas City, 10/29/23	THREE TOUCHDOWN PASSES	3 tds, Patrick Mahomes: (6, 17, 3) @ Kansas City, 01/01/23
4 int, Deltha O'Neal vs. Kansas City, 10/07/01	FOUR OR MORE INTERCEPTION GAME	* Never Has Happened *
* Never Has Happened *	THREE INTERCEPTION GAME	* Never Has Happened *
2 ints, Pat Surtain II vs. Las Vegas, 10/06/24	TWO INTERCEPTION GAME	2 ints, Derek Stingley Jr. @ Houston, 12/03/23
* Never Has Happened *	SEVEN+ INTERCEPTIONS THROWN	* Never Has Happened *
* Never Has Happened *	SIX INTERCEPTIONS THROWN	* Never Has Happened *
* Never Has Happened *	FIVE INTERCEPTIONS THROWN	* Never Has Happened *
4 ints, Drew Lock @ Las Vegas, 11/15/20	FOUR INTERCEPTIONS THROWN	4 ints, Eli Manning @ N.Y. Giants, 09/15/13
3 ints, Russell Wilson @ Houston, 12/03/23	THREE INTERCEPTIONS THROWN	3 ints, Patrick Mahomes vs. Kansas City, 12/11/22
2 ints, Bo Nix vs. Pittsburgh, 09/15/24	TWO INTERCEPTIONS THROWN	2 ints, Gardner Minshew II vs. Las Vegas, 10/06/24
Bo Nix vs. Las Vegas, 10/06/24	100-POINT PASSER RATING	Aidan O'Connell @ Las Vegas, 01/07/24

RUSHING

* Never Has Happened *	300 YARDS RUSHING	* Never Has Happened *
224 yards, Knowshon Moreno @ New England, 11/24/13	200+ YARDS RUSHING	203 yards, De'Von Achane @ Miami, 09/24/23
224 yards, Knowshon Moreno @ New England, 11/24/13	200 YARDS RUSHING	203 yards, De'Von Achane @ Miami, 09/24/23
157 yards, Phillip Lindsay @ Cincinnati, 12/02/18	150-199 YARDS RUSHING	177 yards, Breece Hall vs. N.Y. Jets, 10/08/23
103 yards, Latavius Murray vs. L.A. Chargers, 01/08/23	100 YARDS RUSHING	103 yards, Kenneth Walker III @ Seattle, 09/08/24
103 yards, Latavius Murray vs. L.A. Chargers, 01/08/23	100-149 YARDS RUSHING	103 yards, Kenneth Walker III @ Seattle, 09/08/24
163 yards/118 yards, Willis McGahee/Tim Tebow @ Oakland, 11/06/11	TWO 100-YARD RUSHERS	* Never Has Happened *
5 tds, Clinton Portis: (11, 1, 59, 28, 53) vs. Kansas City, 12/07/03	FIVE TOUCHDOWNS RUSHING	* Never Has Happened *
5 tds, Clinton Portis: (11, 1, 59, 28, 53) vs. Kansas City, 12/07/03	FOUR TOUCHDOWNS RUSHING	* Never Has Happened *
3 tds, C.J. Anderson: (11, 1, 25) vs. Oakland, 12/28/14	THREE TOUCHDOWNS RUSHING	3 tds, Raheem Mostert: (20, 3, 1) @ Miami, 09/24/23
2 tds, Russell Wilson: (16, 4) @ Kansas City, 01/01/23	TWO TOUCHDOWNS RUSHING	2 tds, De'Von Achane: (8, 67) @ Miami, 09/24/23
* Never Has Happened *	TWO PLAYERS WITH TWO TD RUSHING	Latavius Murray: (36, 8)/Taysom Hill: (1, 2) vs. New Orleans, 11/29/20





Bubby Brister: (38)/Terrell Davis: (41)/Derek Loville: (2) @ Kansas City, 11/16/98	THREE PLAYERS WITH ONE TD RUSHING	Tom Brady: (1)/Shane Vereen: (1)/Stevan Ridley: (8) @ New England, 10/07/12
157 yards, Phillip Lindsay @ Cincinnati, 12/02/18	150 YARDS RUSHING	177 yards, Breece Hall vs. N.Y. Jets, 10/08/23
30 att., C.J. Anderson @ Indianapolis, 12/14/17	30+ RUSHING ATTEMPTS	31 att., Derrick Henry vs. Tennessee, 09/14/20
61 yards, Bo Nix vs. L.A. Chargers, 10/13/24	50-74 YARD RUSHING	70 yards, Bucky Irving @ Tampa Bay, 09/22/24
77 yards, Javonte Williams @ N.Y. Jets, 09/29/24	75+ YARD RUSHING	96 yards, J.K. Dobbins vs. L.A. Chargers, 10/13/24
30 att., C.J. Anderson @ Indianapolis, 12/14/17	30-39 RUSHING ATTEMPTS	31 att., Derrick Henry vs. Tennessee, 09/14/20
* Never Has Happened *	40+ RUSHING ATTEMPTS	* Never Has Happened *
* Never Has Happened *	400 YARDS RUSHING (TEAM)	* Never Has Happened *
301 yards, Denver 38, Seattle 31 @ Seattle, 11/26/00	300 YARDS RUSHING (TEAM)	350 yards, Miami 70, Denver 20 @ Miami, 09/24/23
205 yards, Denver 31, L.A. Chargers 28 vs. L.A. Chargers, 01/08/23	200 YARDS RUSHING (TEAM)	234 yards, N.Y. Jets 31, Denver 21 vs. N.Y. Jets, 10/08/23
205 yards, Denver 31, L.A. Chargers 28 vs. L.A. Chargers, 01/08/23	200-299 YARDS RUSHING (TEAM)	234 yards, N.Y. Jets 31, Denver 21 vs. N.Y. Jets, 10/08/23
205 yards, Denver 31, L.A. Chargers 28 vs. L.A. Chargers, 01/08/23	200+ YARDS RUSHING (TEAM)	234 yards, N.Y. Jets 31, Denver 21 vs. N.Y. Jets, 10/08/23
301 yards, Denver 38, Seattle 31 @ Seattle, 11/26/00	300+ YARDS RUSHING (TEAM)	350 yards, Miami 70, Denver 20 @ Miami, 09/24/23

RECEIVING

126 yards/100 yards, Demaryius Thomas/Emmanuel Sanders @ Tennessee, 12/11/16	TWO 100-YARD RECEIVERS	147 yards/112 yards, Stefon Diggs/Cole Beasley vs. Buffalo, 12/19/20
226 yards, Demaryius Thomas vs. Arizona, 10/05/14	200 YARDS RECEIVING	210 yards, George Kittle @ San Francisco, 12/09/18
113 yards, Marvin Mims Jr. vs. Washington, 09/17/23	100 YARDS RECEIVING	112 yards, Amon-Ra St. Brown @ Detroit, 12/16/23
4 tds, Eric Decker: (41, 37, 15, 1) @ Kansas City, 12/01/13	FOUR TOUCHDOWN RECEPTIONS	* Never Has Happened *
* Never Has Happened *	FIVE TOUCHDOWN RECEPTIONS	* Never Has Happened *
3 tds, Jerry Jeudy: (18, 5, 7) vs. Kansas City, 12/11/22	THREE TOUCHDOWN RECEPTIONS	3 tds, Sam LaPorta: (19, 3, 10) @ Detroit, 12/16/23
2 tds, Brandon Johnson: (16, 50) vs. Washington, 09/17/23	TWO TOUCHDOWN RECEPTIONS	2 tds, Cole Kmet: (22, 3) @ Chicago, 10/01/23
Julius Thomas: (10, 32)/Emmanuel Sanders: (32, 15) @ Oakland, 11/09/14	TWO PLAYERS WITH TWO TD RECEPTIONS	* Never Has Happened *
154 yards, Jerry Jeudy vs. L.A. Chargers, 01/08/23	150 YARDS RECEIVING	191 yards, Nico Collins @ Houston, 12/03/23
11 , Javonte Williams @ Seattle, 09/12/22	10 OR MORE RECEPTIONS	10 , Austin Ekeler @ L.A. Chargers, 10/17/22
113 yards, Marvin Mims Jr. vs. Washington, 09/17/23	100-149 YARDS RECEIVING	112 yards, Amon-Ra St. Brown @ Detroit, 12/16/23
154 yards, Jerry Jeudy vs. L.A. Chargers, 01/08/23	150-199 YARDS RECEIVING	191 yards, Nico Collins @ Houston, 12/03/23
226 yards, Demaryius Thomas vs. Arizona, 10/05/14	200-299 YARDS RECEIVING	210 yards, George Kittle @ San Francisco, 12/09/18
* Never Has Happened *	300+ YARDS RECEIVING	* Never Has Happened *

COMBINED YARDS

101 yards/340 yards, C.J. Anderson/Peyton Manning vs. Green Bay, 11/01/15	100-YARD RUSHER AND 300-YARD PASSER	100 yards/335 yards, Khalil Herbert/Justin Fields @ Chicago, 10/01/23
113 yards/308 yards, Marvin Mims Jr./Russell Wilson vs. Washington, 09/17/23	100-YARD RECEIVER AND 300-YARD PASSER	124 yards/306 yards, Travis Kelce/Patrick Mahomes @ Kansas City, 10/12/23
103 yards/154 yards, Latavius Murray/Jerry Jeudy vs. L.A. Chargers, 01/08/23	100-YARD RUSHER AND 100-YARD RECEIVER	100 yards/112 yards, Jahmyr Gibbs/Amon-Ra St. Brown @ Detroit, 12/16/23
101 yards/340 yards/168 yards, C.J. Anderson/Peyton Manning Demaryius Thomas vs. Green Bay, 11/01/15	100-YARD RUSHER, 300-YARD PASSER, 100-YARD RECEIVER	100 yards/335 yards/131 yards, Khalil Herbert/Justin Fields DJ Moore @ Chicago, 10/01/23





111 yards/111/109 yards, Ronnie Hillman/Demaryius Thomas/Emmanuel Sanders @ Cleveland, 10/18/15	100-YARD RUSHER/TWO 100-YARD RECEIVERS	104 yards/141/107 yards, Ryan Grant/Greg Jennings/James Jones vs. Green Bay, 10/29/07
---	--	---

126/100 yards/334 yards, Demaryius Thomas/Emmanuel Sanders/Trevor Siemian @ Tennessee, 12/11/16	TWO 100-YARD RECEIVERS/300-YARD PASSER	147/112 yards/359 yards, Stefon Diggs/Cole Beasley/Josh Allen vs. Buffalo, 12/19/20
---	--	---

DEFENSE

99 yards, Pat Surtain II: (8:59) 15-G.Minshew pass short left intended for 89-B.Bowers INTERCEPTED by 2-P.Surtain at DEN 0. 2-P.Surtain for 100 yards, TOUCHDOWN. vs. Las Vegas, 10/06/24	INTERCEPTED PASS RETURNED FOR A TOUCHDOWN	85 yards, Cobie Durant: (4:21) (No Huddle, Shotgun) 4-B.Rypien pass short right intended for 86-F.Swain INTERCEPTED by 14-D.Durant at LA 15. 14-D.Durant for 85 yards, TOUCHDOWN. @ L.A. Rams, 12/25/22
---	---	---

35 yards, Jonathon Cooper: (7:05) 1-J.Fields sacked at CHI 42 for -10 yards (42-N.Bonitto). FUMBLES (42-N.Bonitto), RECOVERED by DEN-0-J.Cooper at CHI 35. 0-J.Cooper for 35 yards, TOUCHDOWN. @ Chicago, 10/01/23	FUMBLE RETURNED FOR A TOUCHDOWN	1 yard, Cody Davis: 37-C.Ryland kicks 66 yards from NE 35 to DEN -1. 19-M.Mims MUFFS catch, and recovers at DEN 4. 19-M.Mims to DEN 9 for 5 yards (30-M.Mapu). FUMBLES (30-M.Mapu), RECOVERED by NE-22-C.Davis at DEN 1. 22-C.Davis for 1 yard, TOUCHDOWN. vs. New England, 12/24/23
--	---------------------------------	--

Zach Allen: (4:36) (Shotgun) 26-Z.Charbonnet right guard tackled in End Zone for -1 yards, SAFETY (99-Z.Allen, 0-J.Cooper). @ Seattle, 09/08/24	SAFETY SCORED	(4:24) (Shotgun) 3-R.Wilson pass incomplete short left [96-A.Woods]. PENALTY on DEN-3-R.Wilson, Intentional Grounding, 6 yards, enforced in End Zone, SAFETY. vs. N.Y. Jets, 10/08/23
---	---------------	---

Denver 26, N.Y. Jets 0 vs. N.Y. Jets, 09/26/21	SHUTOUT	L.A. Chargers 21, Denver 0 @ L.A. Chargers, 10/22/17
--	---------	--

* Never Has Happened *	FIVE+ SACK GAME	5.0 sk, Khalil Mack vs. Oakland, 12/13/15
------------------------	-----------------	---

* Never Has Happened *	SIX+ SACK GAME	* Never Has Happened *
------------------------	----------------	------------------------

* Never Has Happened *	FIVE SACK GAME	5.0 sk, Khalil Mack vs. Oakland, 12/13/15
------------------------	----------------	---

4.0 sk, Elvis Dumervil vs. Cleveland, 09/20/09	FOUR SACK GAME	* Never Has Happened *
--	----------------	------------------------

3.0 sk, Shelby Harris @ Minnesota, 11/17/19	THREE SACK GAME	3.0 sk, Christian Barmore vs. New England, 12/24/23
---	-----------------	---

2.0 sk, Dondrea Tillman @ Tampa Bay, 09/22/24	TWO SACK GAME	2.0 sk, Maxx Crosby vs. Las Vegas, 10/06/24
---	---------------	---

Deltha O'Neal/Denard Walker vs. New England, 10/28/01	TWO INTERCEPTIONS BY TEAMMATES	Marcus Coleman: (7, 0)/Victor Green: (15, 21) vs. N.Y. Jets, 10/03/99
---	--------------------------------	---

2 fr, Elvis Dumervil vs. Minnesota, 12/30/07	TWO OPPONENT FUMBLE RECOVERIES	2 fr, Michael Jackson @ Seattle, 09/12/22
--	--------------------------------	---

100t yards, Pat Surtain II vs. Las Vegas, 10/06/24	70+ YARD INTERCEPTION RETURN	85t yards, Cobie Durant @ L.A. Rams, 12/25/22
--	------------------------------	---

2 ints, Pat Surtain II vs. Las Vegas, 10/06/24	TWO INTERCEPTIONS	2 ints, Derek Stingley Jr. @ Houston, 12/03/23
--	-------------------	--

* Never Has Happened *	THREE INTERCEPTIONS	* Never Has Happened *
------------------------	---------------------	------------------------

4 ints, Deltha O'Neal vs. Kansas City, 10/07/01	FOUR INTERCEPTIONS	* Never Has Happened *
---	--------------------	------------------------

18 yards, Las Vegas 17, Denver 13 @ Las Vegas, 12/26/21	LESS THAN 25 RUSHING YARDS	24 yards, Denver 16, Las Vegas 10 vs. Oakland, 10/01/17
---	----------------------------	---

48 yards, Las Vegas 27, Denver 14 @ Las Vegas, 01/07/24	LESS THAN 50 RUSHING YARDS	46 yards, Kansas City 27, Denver 24 @ Kansas City, 01/01/23
---	----------------------------	---

64 yards, Denver 10, N.Y. Jets 9 @ N.Y. Jets, 09/29/24	LESS THAN 100 RUSHING YARDS	64 yards, Pittsburgh 13, Denver 6 vs. Pittsburgh, 09/15/24
--	-----------------------------	--

12 yards, New Orleans 31, Denver 3 vs. New Orleans, 11/29/20	LESS THAN 50 NET PASSING YARDS	41 yards, Denver 23, N.Y. Jets 0 vs. N.Y. Jets, 12/10/17
--	--------------------------------	--

60 yards, Denver 10, N.Y. Jets 9 @ N.Y. Jets, 09/29/24	LESS THAN 100 NET PASSING YARDS	63 yards, New Orleans 31, Denver 3 vs. New Orleans, 11/29/20
--	---------------------------------	--

60 yards, Denver 10, N.Y. Jets 9 @ N.Y. Jets, 09/29/24	LESS THAN 150 NET PASSING YARDS	132 yards, Denver 26, Tampa Bay 7 @ Tampa Bay, 09/22/24
--	---------------------------------	---

100 yards, Denver 23, N.Y. Jets 0 vs. N.Y. Jets, 12/10/17	LESS THAN 150 YARDS NET OFFENSE	112 yards, New Orleans 31, Denver 3 vs. New Orleans, 11/29/20
---	---------------------------------	---

162 yards, Denver 26, N.Y. Jets 0 vs. N.Y. Jets, 09/26/21	LESS THAN 200 YARDS NET OFFENSE	186 yards, Denver 10, N.Y. Jets 9 @ N.Y. Jets, 09/29/24
---	---------------------------------	---

248 yards, Denver 10, N.Y. Jets 9 @ N.Y. Jets, 09/29/24	LESS THAN 300 YARDS NET OFFENSE	289 yards, Denver 34, Las Vegas 18 vs. Las Vegas, 10/06/24
---	---------------------------------	--





4 to, L.A. Rams 51, Denver 14 @ L.A. Rams, 12/25/22	FORCED FOUR TURNOVERS	4 to, Denver 24, Buffalo 22 @ Buffalo, 11/13/23
5 to, Las Vegas 37, Denver 12 @ Las Vegas, 11/15/20	FORCED FIVE+ TURNOVERS	5 to, Denver 24, Kansas City 9 vs. Kansas City, 10/29/23
2 to, L.A. Chargers 23, Denver 16 vs. L.A. Chargers, 10/13/24	AT LEAST ONE TURNOVER	3 to, Denver 34, Las Vegas 18 vs. Las Vegas, 10/06/24
3 to, Denver 34, Las Vegas 18 vs. Las Vegas, 10/06/24	FORCED THREE+ TURNOVERS	3 to, Seattle 26, Denver 20 @ Seattle, 09/08/24
3 to, Denver 34, Las Vegas 18 vs. Las Vegas, 10/06/24	FORCED TWO+ TURNOVERS	2 to, L.A. Chargers 23, Denver 16 vs. L.A. Chargers, 10/13/24

SPECIAL TEAMS

99 yards, Marvin Mims Jr.: 7-J.Sanders kicks 64 yards from MIA 35 to DEN 1. 19-M.Mims for 99 yards, TOUCHDOWN. @ Miami, 09/24/23	KICKOFF RETURNED FOR A TOUCHDOWN	101 yards, Andre Roberts: 8-B.McManus kicks 66 yards from DEN 35 to LAC -1. 7-A.Roberts for 101 yards, TOUCHDOWN. @ L.A. Chargers, 01/02/22
83 yards, Diontae Spencer: (10:39) 3-J.Charlton punts 56 yards to DEN 17, Center-44-J.Jansen. 11-D.Spencer for 83 yards, TOUCHDOWN. @ Carolina, 12/13/20	PUNT RETURNED FOR A TOUCHDOWN	64 yards, Jamal Agnew: (11:10) 6-C.Wadman punts 49 yards to DET 36, Center-42-C.Kreiter. 39-J.Agnew for 64 yards, TOUCHDOWN. vs. Detroit, 12/22/19
* Never Has Happened *	BLOCKED FIELD GOAL RETURNED FOR A TOUCHDOWN	* Never Has Happened *
Steven Johnson: (14:04) 8-D.Jones punt is BLOCKED by 53-S.Johnson, Center-46-J.Dorenbos, RECOVERED by DEN-53-S.Johnson at PHI 17. 53-S.Johnson for 17 yards, TOUCHDOWN. vs. Philadelphia, 09/29/13	BLOCKED PUNT RETURNED FOR A TOUCHDOWN	Randy Jordan: (9:23) 16-T.Rouen punt is BLOCKED by 28-R.Jordan, Center-59-G.Cadrez, RECOVERED by OAK-28-R.Jordan at DEN 3. 28-R.Jordan for 3 yards, TOUCHDOWN. @ Oakland, 09/17/00
51 yards, Wil Lutz: (12:27) 3-W.Lutz 51 yard field goal is GOOD, Center-48-M.Fraboni, Holder-9-R.Dixon. vs. Las Vegas, 10/06/24	MADE FIELD GOAL OF 50 YARDS OR LONGER	53 yards, Chris Boswell: (4:20) 9-C.Boswell 53 yard field goal is GOOD, Center-46-C.Kuntz, Holder-8-C.Waitman. vs. Pittsburgh, 09/15/24
38 yards, Wil Lutz: (6:40) 16-W.Lutz 38 yard field goal is BLOCKED (20-J.Reid), Center-48-M.Fraboni, Holder-9-R.Dixon, recovered by DEN-16-W.Lutz at KC 26. 16-W.Lutz to KC 27 for -1 yards (54-L.Chenal). vs. Kansas City, 10/29/23	BLOCKED FIELD GOAL	50 yards, Cameron Dicker: (6:23) 11-C.Dicker 50 yard field goal is BLOCKED (99-Z.Allen), Center-47-J.Harris, Holder-16-J.Scott. vs. L.A. Chargers, 12/31/23
Sam Martin: (10:51) 6-S.Martin punt is BLOCKED by 79-P.O'Connor, Center-46-J.Bobenmoyer, RECOVERED by TB-79-P.O'Connor at DEN 14. 79-P.O'Connor to DEN 10 for 4 yards (46-J.Bobenmoyer).Penalty on DEN-53-A.Calitro, Offensive Holding, declined. vs. Tampa Bay, 09/27/20	BLOCKED PUNT	Sam Koch: (13:40) (Punt formation) 4-S.Koch punt is BLOCKED by 43-J.Jones, Center-46-M.Cox, recovered by BLT-37-J.Allen at BLT 4. 37-J.Allen to BLT 6 for 2 yards (47-J.Jewell). @ Baltimore, 09/23/18
Wil Lutz: 16-W.Lutz extra point is No Good, Hit Left Upright, Center-48-M.Fraboni, Holder-9-R.Dixon. @ Buffalo, 11/13/23	MISSED POINT AFTER TOUCHDOWN ATTEMPT	Chad Ryland: 37-C.Ryland extra point is No Good, Hit Left Upright, Center-49-J.Cardona, Holder-17-B.Baringer. vs. New England, 12/24/23
Ryan Succop [Joseph Jones blocked]: 3-R.Succop extra point is Blocked (43-J.Jones), Center-97-Z.Triner, Holder-8-B.Pinion. vs. Tampa Bay, 09/27/20	POINT AFTER TOUCHDOWN ATTEMPT BLOCKED	Brandon McManus [Margus Hunt blocked]: 8-B.McManus extra point is Blocked (99-M.Hunt), Center-42-C.Kreiter, Holder-9-R.Dixon. @ Cincinnati, 09/25/16
P.J. Locke: (Onside Kick formation) 8-B.McManus kicks onside 8 yards from DEN 35 to DEN 43, impetus ends at DEN 44. RECOVERED by DEN-6-P.Locke. @ Carolina, 11/27/22	SUCCESSFUL ONSIDE KICK	A.J. Moore Jr.: 7-K.Fairbairn kicks onside 3 yards from HST 35 to HST 38. RECOVERED by HST-33-A.Moore. @ Houston, 12/08/19
5 fg, Wil Lutz: (31, 31, 52, 37, 28) vs. Minnesota, 11/19/23	FIVE FIELD GOALS	5 fg, Greg Zuerlein: (30, 26, 27, 22, 49) vs. N.Y. Jets, 10/08/23
6 fg, Brandon McManus: (45, 44, 27, 52, 20, 54) @ New England, 10/18/20	SIX FIELD GOALS	6 fg, Jeff Wilkins: (26, 38, 29, 51, 48, 24) @ St. Louis, 09/10/06
51 yards, Wil Lutz: (:00) 3-W.Lutz 44 yard field goal is GOOD, Center-48-M.Fraboni, Holder-9-R.Dixon. Penalty on LV-34-T.Harper, Defensive Offside, declined. vs. Las Vegas, 10/06/24	50-59 YARD FIELD GOAL	53 yards, Chris Boswell: (4:20) 9-C.Boswell 53 yard field goal is GOOD, Center-46-C.Kuntz, Holder-8-C.Waitman. vs. Pittsburgh, 09/15/24
4 fg, Wil Lutz: (43, 38, 33, 43) @ Tampa Bay, 09/22/24	FOUR FIELD GOALS	4 fg, Harrison Butker: (35, 60, 25, 52) @ Kansas City, 10/12/23





61 yards, Brandon McManus: (14:56) 8-B.McManus 23 yard field goal is GOOD, Center-46-J.Bobenmoyer, Holder-6-S.Martin. @ L.A. Chargers, 01/02/22	60+ YARD FIELD GOAL	60 yards, Harrison Butker: (2:00) 7-H.Butker 52 yard field goal is GOOD, Center-41-J.Winchester, Holder-5-T.Townsend. @ Kansas City, 10/12/23
3 fg, Wil Lutz: (35, 30, 45) @ Seattle, 09/08/24	THREE FIELD GOALS	3 fg, Cameron Dicker: (20, 33, 46) vs. L.A. Chargers, 10/13/24
52 yards, Marvin Mims Jr. vs. New England, 12/24/23	50-69 YARD PUNT RETURN	64t yards, Jamal Agnew vs. Detroit, 12/22/19
83t yards, Diontae Spencer @ Carolina, 12/13/20	70-89 YARD PUNT RETURN	84t yards, Julian Edelman @ New England, 11/02/14
65 yds, Riley Dixon @ Seattle, 09/08/24	60-69 YARD PUNT	61 yds, AJ Cole vs. Las Vegas, 10/06/24
90t yards, Eric Decker vs. Oakland, 09/12/11	90+ YARD PUNT RETURN	99t yards, Dwayne Harris @ Oakland, 12/24/18
71 yds, Tom Rouen vs. Philadelphia, 10/04/98	70+ YARD PUNT	83 yds, JK Scott @ L.A. Chargers, 12/10/23
60 yards, Diontae Spencer @ Green Bay, 09/22/19	50-69 YARD KICKOFF RETURN	54 yards, Tony Pollard @ Dallas, 11/07/21
10 punts, Corliss Waitman vs. San Francisco, 09/25/22	PUNTED 10+ TIMES	10 punts, Marquette King vs. Oakland, 12/13/15
76 yards, Omar Bolden vs. Oakland, 12/28/14	70-89 YARD KICKOFF RETURN	72 yards, Dwayne Harris @ Oakland, 09/09/19
99t yards, Marvin Mims Jr. @ Miami, 09/24/23	90+ YARD KICKOFF RETURN	101t yards, Andre Roberts @ L.A. Chargers, 01/02/22
TEAM/MISCELLANEOUS		
471 yards, Denver 471, L.A. Chargers 352 vs. L.A. Chargers, 01/08/23	400 TOTAL YARDS OF OFFENSE	448 yards, Detroit 448, Denver 287 @ Detroit, 12/16/23
503 yards, Denver 503, L.A. Chargers 317 vs. San Diego, 01/03/16	500 TOTAL YARDS OF OFFENSE	534 yards, Buffalo 534, Denver 255 vs. Buffalo, 12/19/20
* Never Has Happened *	600 TOTAL YARDS OF OFFENSE	726 yards, Miami 726, Denver 363 @ Miami, 09/24/23
ST: (10:12) C.Newton pass short left intended for B.LaFell INTERCEPTED by T.Carter at CAR 40. T.Carter for 40 yards, TOUCHDOWN.DEF: (1:39) (Shotgun) P.Manning pass short right to B.Stokley for 10 yards, TOUCHDOWN.DEF: (3:30) R.Hillman left end for 5 yards, TOUCHDOWN.OFF: (15:00) B.Nortman punts 59 yards to DEN 24, Center-J.Jansen. T.Holliday for 76 yards, TOUCHDOWN. @ Carolina, 11/11/12	TOUCHDOWN ON OFFENSE, DEFENSE AND SPECIAL TEAMS	ST: (3:02) (Shotgun) C.Henne left end for 1 yard, TOUCHDOWN.ST: (11:21) (Shotgun) P.Mahomes pass short right to T.Hill for 10 yards, TOUCHDOWN.ST: (9:15) (Shotgun) C.Edwards-Helaire left guard for 11 yards, TOUCHDOWN.DEF: (9:28) (Shotgun) D.Lock pass short right intended for N.Fant INTERCEPTED by D.Sorensen [A.Hitchens] at 50. D.Sorensen for 50 yards, TOUCHDOWN.OFF: B.McManus kicks 67 yards from DEN 35 to KC -2. B.Pringle for 102 yards, TOUCHDOWN. vs. Kansas City, 10/25/20
Russell Wilson/Russell Wilson: TWO-POINT CONVERSION ATTEMPT. 3-R.Wilson pass to 89-B.Johnson is complete. ATTEMPT SUCCEEDS.TWO-POINT CONVERSION ATTEMPT. 3-R.Wilson pass to 33-J.Williams is complete. ATTEMPT SUCCEEDS. vs. New England, 12/24/23	MADE TWO-POINT CONVERSION	Alexander Mattison: TWO-POINT CONVERSION ATTEMPT. 22-A.Mattison rushes right guard. ATTEMPT SUCCEEDS. vs. Las Vegas, 10/06/24
Bo Nix: TWO-POINT CONVERSION ATTEMPT. 10-B.Nix pass to 19-M.Mims is complete. ATTEMPT FAILS. vs. L.A. Chargers, 10/13/24	FAILED TWO-POINT CONVERSION	Geno Smith: TWO-POINT CONVERSION ATTEMPT. 7-G.Smith pass to 14-D.Metcalf is incomplete. ATTEMPT FAILS. @ Seattle, 09/08/24
Denver 51, Tennessee 28 vs. Tennessee, 12/08/13	50 POINTS	Miami 70, Denver 20 @ Miami, 09/24/23
Denver 45, Arizona 10 @ Arizona, 10/18/18	40 POINTS	Detroit 42, Denver 17 @ Detroit, 12/16/23
Denver 20, Cincinnati 17 vs. Cincinnati, 12/28/15	OVERTIME WIN	Las Vegas 22, Denver 16 vs. Las Vegas, 11/20/22
Las Vegas 22, Denver 16 vs. Las Vegas, 11/20/22	OVERTIME LOSS	Denver 20, Cincinnati 17 vs. Cincinnati, 12/28/15
* Never Has Happened *	OVERTIME TIE	* Never Has Happened *
Denver 21, Arizona 3 @ Arizona, 10/18/18	20 FIRST-QUARTER POINTS	Kansas City 21, Denver 7 @ Kansas City, 12/25/16
Denver 21, Indianapolis 7 vs. Indianapolis, 09/07/14	20 SECOND-QUARTER POINTS	Detroit 21, Denver 0 @ Detroit, 12/16/23
Denver 21, Cincinnati 7 @ Cincinnati, 12/22/14	20 THIRD-QUARTER POINTS	New England 20, Denver 0 vs. New England, 12/24/23
Denver 21, Atlanta 7 @ Atlanta, 11/08/20	20 FOURTH-QUARTER POINTS	Miami 21, Denver 7 @ Miami, 09/24/23
Denver 26, N.Y. Jets 0 vs. N.Y. Jets, 09/26/21	SHUTOUT AT HOME	* Never Has Happened *





* Never Has Happened *	SHUTOUT ON THE ROAD	L.A. Chargers 21, Denver 0 @ L.A. Chargers, 10/22/17
Denver 20, Cincinnati 17 vs. Cincinnati, 12/28/15	OVERTIME WIN AT HOME	Las Vegas 22, Denver 16 vs. Las Vegas, 11/20/22
Denver 26, Cleveland 23 @ Cleveland, 10/18/15	OVERTIME WIN ON THE ROAD	L.A. Chargers 19, Denver 16 @ L.A. Chargers, 10/17/22
10 pen, Denver 24, Buffalo 22 @ Buffalo, 11/13/23	10 PENALTIES	11 pen, Denver 34, Las Vegas 18 vs. Las Vegas, 10/06/24
3 td, New England 26, Denver 23 (5:20) J.Williams right guard for 3 yards, TOUCHDOWN. (8:39) R.Wilson pass short right to L.Krull for 3 yards, TOUCHDOWN. (2:59) (No Huddle, Shotgun) R.Wilson pass short left to B.Johnson for 21 yards, TOUCHDOWN. NE-J.Mills was injured during the play. vs. New England, 12/24/23	THREE TOTAL TOUCHDOWNS	3 td, Seattle 26, Denver 20 (6:04) (Shotgun) G.Smith scrambles up the middle for 34 yards, TOUCHDOWN. (10:51) (Shotgun) K.Walker up the middle for 23 yards, TOUCHDOWN. (15:00) (Shotgun) G.Smith pass deep right to Z.Charbonnet for 30 yards, TOUCHDOWN [J.Cooper]. @ Seattle, 09/08/24
0 to, Denver 34, Las Vegas 18 vs. Las Vegas, 10/06/24	NO TURNOVERS	0 to, L.A. Chargers 23, Denver 16 vs. L.A. Chargers, 10/13/24
0 pen, Denver 9, Kansas City 6 vs. Kansas City, 09/17/06	NO PENALTIES	0 pen, Las Vegas 27, Denver 14 @ Las Vegas, 01/07/24
4 td, Denver 34, Las Vegas 18 (8:59) G.Minshew pass short left intended for B.Bowers INTERCEPTED by P.Surtain at DEN 0. P.Surtain for 100 yards, TOUCHDOWN. (7:01) (Shotgun) B.Nix pass short right to J.McLaughlin for 4 yards, TOUCHDOWN. The Replay Official reviewed the runner was inbounds ruling, and the play was Upheld. The ruling on the field stands. (10:14) B.Nix up the middle for 1 yard, TOUCHDOWN. DEN-L.Wattenberg was injured during the play. (8:19) B.Nix pass short left to J.Reynolds for 9 yards, TOUCHDOWN [C.Snowden]. Penalty on LV-T.Eichenberg, Defensive Holding, declined. Penalty on LV-J.Bennett, Defensive Holding, declined. vs. Las Vegas, 10/06/24	FOUR TOTAL TOUCHDOWNS	4 td, Denver 31, Chicago 28 (15:00) (Shotgun) J.Fields pass deep right to D.Moore for 29 yards, TOUCHDOWN. The Replay Official reviewed the pass completion ruling, and the play was Upheld. The ruling on the field stands. (11:50) (Shotgun) J.Fields pass deep right to C.Kmet for 22 yards, TOUCHDOWN. (6:15) J.Fields pass short right to C.Kmet for 3 yards, TOUCHDOWN. (4:18) J.Fields pass short left to K.Herbert for 2 yards, TOUCHDOWN. @ Chicago, 10/01/23
41:12 TOP, Denver 30, Dallas 16 @ Dallas, 11/07/21	OVER 40:00 TIME OF POSSESSION (NON-OT)	41:28 TOP, Las Vegas 30, Denver 20 @ Oakland, 11/06/16
@ N.Y. Jets, 09/29/24	NO SACKS/NO INTERCEPTIONS ALLOWED	@ Miami, 09/24/23
(7, 10, 7, 7 Points), Denver 31, L.A. Chargers 28 vs. L.A. Chargers, 01/08/23	SCORE TOUCHDOWN IN EACH QUARTER	(14, 21, 14, 21 Points), Miami 70, Denver 20 @ Miami, 09/24/23
31 (first half), Denver 38, Houston 24 @ Houston, 12/08/19	30 ONE-HALF POINTS	35 (first half), 35 (second half), Miami 70, Denver 20 @ Miami, 09/24/23
21 (Q4), Atlanta 34, Denver 27 @ Atlanta, 11/08/20	SCORED 20+ POINTS IN ONE QUARTER	20 (Q3), New England 26, Denver 23 vs. New England, 12/24/23
Denver 38, Detroit 10 vs. Detroit, 12/12/21	WON GAME BY 20+ POINTS	Detroit 42, Denver 17 @ Detroit, 12/16/23
3 tds, Jerry Jeudy: (18-Pass Reception, 5-Pass Reception, 7-Pass Reception) vs. Kansas City, 12/11/22	THREE TOUCHDOWNS BY A PLAYER	3 tds, Sam LaPorta: (19-Pass Reception, 3-Pass Reception, 10-Pass Reception) @ Detroit, 12/16/23
4 tds, Eric Decker: (41-Pass Reception, 37-Pass Reception, 15-Pass Reception, 1-Pass Reception) @ Kansas City, 12/01/13	FOUR TOUCHDOWNS BY A PLAYER	4 tds/4 tds, Raheem Mostert/De'Von Achane: (20-Rushing, 3-Rushing, 1-Rushing, 19-Pass Reception)8-Rushing, 4-Pass Reception, 10-Pass Reception, 67-Rushing) @ Miami, 09/24/23
5 tds, Clinton Portis: (11-Rushing, 1-Rushing, 59-Rushing, 28-Rushing, 53-Rushing) vs. Kansas City, 12/07/03	FIVE TOUCHDOWNS BY A PLAYER	* Never Has Happened *





ROSTERS
DEPTH CHART
TRANSACTIONS

NUMERICAL ROSTER



NO.	NAME	POS	HT	WT	AGE	EXP	COLLEGE	HOMETOWN	HOW ACQ
0	Jonathon Cooper	OLB	6-4	257	26	4	Ohio State	Gahanna, Ohio	D7b-'21
1	Tremont Smith	CB	5-11	190	28	7	Central Arkansas	Anniston, Ala.	UFA (Hou.)-'23
2	Pat Surtain II	CB	6-2	202	24	4	Alabama	Plantation, Fla.	D1-'21
3	Wil Lutz	K	5-11	184	30	9	Georgia State	Newnan, Ga.	T (N.O.)-'23
4	Zach Wilson	QB	6-2	214	25	4	Brigham Young	Draper, Utah	T (NYJ.)-'24
6	P.J. Locke	S	5-10	202	27	5	Texas	Beaumont, Texas	FA-'19
8	Jarrett Stidham	QB	6-3	215	28	6	Auburn	Corbin, Ky.	UFA (L.V.)-'23
9	Riley Dixon	P	6-4	221	31	9	Syracuse	Oneida, N.Y.	UFA (LAR.)-'23
10	Bo Nix	QB	6-2	217	24	R	Oregon	Pinson, Ala.	D1-'24
14	Courtland Sutton	WR	6-4	216	29	7	Southern Methodist	Brenham, Texas	D2-'18
15	Nik Bonitto	OLB	6-3	240	25	3	Oklahoma	Fort Lauderdale, Fla.	D2-'22
16	Troy Franklin	WR	6-3	187	21	R	Oregon	East Palo Alto, Calif.	D4-'24
17	Devaughn Vele	WR	6-5	210	26	R	Utah	San Diego	D7a-'24
19	Marvin Mims Jr.	WR	5-11	184	22	2	Oklahoma	Frisco, Texas	D2-'23
20	Michael Burton	FB	5-11	242	32	10	Rutgers	Long Valley, N.J.	UFA (K.C.)-'23
21	Riley Moss	CB	6-1	193	24	2	Iowa	Ankeny, Iowa	D3b-'23
22	Brandon Jones	S	6-1	190	26	5	Texas	Nacogdoches, Texas	UFA (Mia.)-'24
23	Audric Estime	RB	5-11	227	21	R	Notre Dame	Nyack, N.Y.	D5b-'24
25	Blake Watson	RB	5-9	195	25	R	Memphis	Queens, N.Y.	CFA-'24
26	Devon Key	S	6-0	208	26	2	Western Kentucky	Lexington, Ky.	FA-'22
29	Ja'Quan McMillian	CB	5-10	183	24	3	East Carolina	Winston-Salem, N.C.	CFA-'22
30	Tanner McCalister	DB	5-11	191	24	2	Ohio State	Rockwell, Texas	FA-'24
31	Kris Abrams-Draine	CB	5-11	178	23	R	Missouri	Mobile, Ala.	D5a-'24
33	Javonte Williams	RB	5-10	220	24	4	North Carolina	Wallace, N.C.	D2-'21
34	JL Skinner	S	6-4	220	23	2	Boise State	San Diego, Calif.	D6-'23
38	Jaleel McLaughlin	RB	5-9	183	24	2	Youngstown State	Raleigh, N.C.	CFA-'23
39	Levi Wallace	CB	6-0	179	29	7	Alabama	Tucson, Ariz.	UFA (Pit.)-'24
40	Justin Strnad	ILB	6-3	235	28	5	Wake Forest	Palm Harbor, Fla.	D5-'20
43	Keidron Smith	DB	6-2	201	24	1	Kentucky	West Palm Beach, Fla.	FA-'23
45	Nate Adkins	TE	6-3	252	25	2	South Carolina	Knoxville, Tenn.	CFA-'23
48	Mitchell Fraboni	LS	6-2	223	27	3	Arizona State	Phoenix, Ariz.	FA-'22
52	Jonah Elliss	OLB	6-2	246	21	R	Utah	Moscow, Idaho	D3-'24
54	Alex Forsyth	C	6-4	312	25	2	Oregon	West Linn, Ore.	D7-'23
55	Cody Barton	ILB	6-2	237	27	6	Utah	Salt Lake City	UFA (Was.)-'24
56	Levelle Bailey	ILB	6-2	225	23	R	Fresno State	Sacramento, Calif.	CFA-'24
57	Kristian Welch	LB	6-3	240	26	5	Iowa	Iola, Wis.	FA-'24
63	Alex Palczewski	T	6-6	315	25	2	Illinois	Mount Prospect, Ill.	CFA-'23
72	Garett Bolles	T	6-5	300	32	8	Utah	Walnut Creek, Calif.	D1-'17
73	Frank Crum	T	6-7	315	24	R	Wyoming	Laramie, Wyo.	CFA-'24
74	Ben Powers	G	6-4	338	27	6	Oklahoma	Wichita, Kan.	UFA (Bal.)-'23
77	Quinn Meinerz	G	6-3	320	25	4	Wisconsin-Whitewater	Hartford, Wis.	D3a-'21
79	Matt Peart	T	6-7	315	27	5	Connecticut	Kingston, Jamaica	UFA (NYG.)-'24
80	Greg Dulcich	TE	6-4	245	24	3	UCLA	Glendale, Calif.	D3-'22
82	Adam Trautman	TE	6-5	253	27	5	Dayton	Williamsburg, Mich.	T (N.O.)-'23
84	Lil'Jordan Humphrey	WR	6-4	225	26	6	Texas	Southlake, Texas	FA-'23
85	Lucas Krull	TE	6-6	260	26	3	Pittsburgh	Shawnee, Kan.	FA-'23
92	Dondrea Tillman	OLB	6-4	247	26	R	Indiana, Pa.	Serling, Va	FA-'24
93	D.J. Jones	DT	6-0	305	29	8	Mississippi	Greenville, S.C.	UFA (S.F.)-'22
94	Jordan Jackson	DL	6-5	285	26	1	Air Force	Jacksonville, Fla.	FA-'23
96	Eyioma Uwazurike	DL	6-6	320	26	2	Iowa State	Detroit, Mich.	D4b-'22
97	Malcolm Roach	DT	6-3	290	26	5	Texas	Baton Rouge, La.	UFA (N.O.)-'24
98	John Franklin-Myers	DE	6-4	288	28	7	Stephen F. Austin	Greenville, Texas	T (NYJ.)-'24
99	Zach Allen	DE	6-4	281	27	6	Boston College	New Canaan, Conn.	UFA (Ari.)-'23
Practice Squad (16)									
12	Kwon Alexander	ILB	6-1	227	30	10	LSU	Oxford, AL	FA-'24
13	David Sills V	WR	6-3	211	28	5	West Virginia	Wilmington, Del.	FA-'23
35	Reese Taylor	CB	5-10	188	25	1	Purdue	Indianapolis, Ind.	FA-'23
36	Quinton Newsome	CB	6-1	185	23	R	Nebraska	Suwanee, Ga.	CFA-'24
42	Zach Cunningham	ILB	6-3	238	29	8	Vanderbilt	Pinson, AL	FA-'24
53	Andrew Farmer II	OLB	6-4	250	24	2	Lane (Tenn.)	Jacksonville, Fla.	FA-'23
66	Nick Gargiulo	G	6-5	327	24	R	South Carolina	Yorktown Heights, N.Y.	D7b-'24
70	Dieter Eiselen	G	6-4	300	28	5	Yale	Stellenbosch, South Africa	FA-'24
71	Cam Fleming	T	6-5	320	32	12	Stanford	Fort Hood, Texas	UFA (NYG.)-'21
76	Calvin Throckmorton	G	6-5	311	28	4	Oregon	Bellevue, Wash.	UFA (Ten.)-'24
83	Michael Bandy	WR	5-10	190	26	4	San Diego	La Mirada, Calif	UFA (LAC.)-'23
86	Thomas Yassmin	TE	6-5	251	24	R	Utah	Sydney, Australia	CFA-'24
87	A.T. Perry	WR	6-5	205	24	2	Wake Forest		FA-'24
89	Donald Parham	TE	6-8	240	27	5	Stetson University	Lakeland, Fla.	FA-'24
90	Jordan Miller	NT	6-3	307	24	R	Southern Methodist	Jacksonville, Fla.	CFA-'24
91	Matt Henningsen	DL	6-3	291	25	3	Wisconsin	Menomonee Falls, Wis.	D6-'22
Injured Reserve (8)									
5	Baron Browning	OLB	6-3	240	25	4	Ohio State	Fort Worth, Texas	D3b-'21
11	Josh Reynolds	WR	6-3	194	29	8	Texas A&M	San Antonio, Texas	UFA (Det.)-'24
27	Damarri Mathis	CB	5-11	195	25	3	Pittsburgh	Lakeland, Fla.	D4a-'22
28	Tyler Badie	RB	5-8	194	25	3	Missouri	New Orleans, La.	PS (Bal.)-'22
49	Alex Singleton	ILB	6-2	240	30	6	Montana State	Thousand Oaks, Calif.	UFA (Phi.)-'22
60	Luke Wattenberg	C	6-5	300	27	3	Washington	Trabuco Canyon, Calif.	D5c-'22
69	Mike McGlinchey	T	6-8	310	29	7	Notre Dame	Philadelphia, Pa.	UFA (S.F.)-'23
75	Quinn Bailey	T	6-6	323	28	6	Arizona State	Gilbert, Ariz.	CFA-'19
Reserved/PUP (2)									
32	Delarrin Turner-Yell	S	5-11	200	24	3	Oklahoma	Hempstead, Texas	D5a-'22
41	Drew Sanders	LB	6-5	233	23	2	Arkansas	Denton, Texas	D3a-'23

COACHING STAFF
HEAD COACH: Sean Payton
ASSISTANTS:
 Vance Joseph - Defensive Coordinator; Joe Lombardi - Offensive Coordinator; Mike Westhoff - Assistant Head Coach; Ben Kotwica - Special Teams Coordinator; Lou Ayeni - Running Backs; Chris Banjo - Assistant Special Teams; Jamar Cain - Defensive Line; Pete Carmichael - Senior Offensive Assistant; Keary Colbert - Wide Receivers; Dan Dalrymple - Head Strength and Conditioning; Declan Doyle - Tight Ends; Zack Grossi - Passing Game Specialist; Corey Jones - Assistant Strength and Conditioning; Paul Kelly - Assistant to Head Coach; Logan Kilgore - Offensive Quality Control; Austin King - Assistant Offensive Line; Jim Leonhard - Defensive Pass Game Coordinator/Defensive Backs; Addison Lynch - Defensive Quality Control; Greg Manuskay - Inside Linebackers; John Morton - Pass Game Coordinator; Isaac Shewmaker - Defensive Quality Control; Shaun Snee - Assistant Strength and Conditioning; Zach Strief - Offensive Line; Favian Upshaw - Offensive Quality Control; Joe Vitt - Senior Defensive Assistant; Davis Webb - Quarterbacks; Michael Wilhoite - Outside Linebackers.



ALPHABETICAL ROSTER



NO.	NAME	POS	HT	WT	AGE	EXP	COLLEGE	HOMETOWN	HOW ACQ
31	Abrams-Draine, Kris	CB	5-11	178	23	R	Missouri	Mobile, Ala.	D5a-'24
45	Adkins, Nate	TE	6-3	252	25	2	South Carolina	Knoxville, Tenn.	CFA-'23
99	Allen, Zach	DE	6-4	281	27	6	Boston College	New Canaan, Conn.	UFA (Ari.)-'23
56	Bailey, Levelle	ILB	6-2	225	23	R	Fresno State	Sacramento, Calif.	CFA-'24
55	Barton, Cody	ILB	6-2	237	27	6	Utah	Salt Lake City	UFA (Was.)-'24
72	Bolles, Garrett	T	6-5	300	32	8	Utah	Walnut Creek, Calif.	D1-'17
15	Bonitto, Nik	OLB	6-3	240	25	3	Oklahoma	Fort Lauderdale, Fla.	D2-'22
20	Burton, Michael	FB	5-11	242	32	10	Rutgers	Long Valley, N.J.	UFA (K.C.)-'23
0	Cooper, Jonathon	OLB	6-4	257	26	4	Ohio State	Gahanna, Ohio	D7b-'21
73	Crum, Frank	T	6-7	315	24	R	Wyoming	Laramie, Wyo.	CFA-'24
9	Dixon, Riley	P	6-4	221	31	9	Syracuse	Oneida, N.Y.	UFA (LAR.)-'23
80	Dulcich, Greg	TE	6-4	245	24	3	UCLA	Glendale, Calif.	D3-'22
52	Elliss, Jonah	OLB	6-2	246	21	R	Utah	Moscow, Idaho	D3-'24
23	Estime, Audric	RB	5-11	227	21	R	Notre Dame	Nyack, N.Y.	D5b-'24
54	Forsyth, Alex	C	6-4	312	25	2	Oregon	West Linn, Ore.	D7-'23
48	Fraboni, Mitchell	LS	6-2	223	27	3	Arizona State	Phoenix, Ariz.	FA-'22
16	Franklin, Troy	WR	6-3	187	21	R	Oregon	East Palo Alto, Calif.	D4-'24
98	Franklin-Myers, John	DE	6-4	288	28	7	Stephen F. Austin	Greenville, Texas	T (NYJ.)-'24
84	Humphrey, Lil'Jordan	WR	6-4	225	26	6	Texas	Southlake, Texas	FA-'23
94	Jackson, Jordan	DL	6-5	285	26	1	Air Force	Jacksonville, Fla.	FA-'23
22	Jones, Brandon	S	6-1	190	26	5	Texas	Nacogdoches, Texas	UFA (Mia.)-'24
93	Jones, D.J.	DT	6-0	305	29	8	Mississippi	Greenville, S.C.	UFA (S.F.)-'22
26	Key, Devon	S	6-0	208	26	2	Western Kentucky	Lexington, Ky.	FA-'22
85	Krull, Lucas	TE	6-6	260	26	3	Pittsburgh	Shawnee, Kan.	FA-'23
6	Locke, P.J.	S	5-10	202	27	5	Texas	Beaumont, Texas	FA-'19
3	Lutz, Wil	K	5-11	184	30	9	Georgia State	Newnan, Ga.	T (N.O.)-'23
30	McCalister, Tanner	DB	5-11	191	24	2	Ohio State	Rockwell, Texas	FA-'24
38	McLaughlin, Jaleel	RB	5-9	183	24	2	Youngstown State	Raleigh, N.C.	CFA-'23
29	McMillian, Ja'Quan	CB	5-10	183	24	3	East Carolina	Winston-Salem, N.C.	CFA-'22
77	Meinerz, Quinn	G	6-3	320	25	4	Wisconsin-Whitewater	Hartford, Wis.	D3a-'21
19	Mims Jr., Marvin	WR	5-11	184	22	2	Oklahoma	Frisco, Texas	D2-'23
21	Moss, Riley	CB	6-1	193	24	2	Iowa	Ankeny, Iowa	D3b-'23
10	Nix, Bo	QB	6-2	217	24	R	Oregon	Pinson, Ala.	D1-'24
63	Palczewski, Alex	T	6-6	315	25	2	Illinois	Mount Prospect, Ill.	CFA-'23
79	Pearl, Matt	T	6-7	315	27	5	Connecticut	Kingston, Jamaica	UFA (NYG.)-'24
74	Powers, Ben	G	6-4	338	27	6	Oklahoma	Wichita, Kan.	UFA (Bal.)-'23
97	Roach, Malcolm	DT	6-3	290	26	5	Texas	Baton Rouge, La.	UFA (N.O.)-'24
34	Skinner, J.L	S	6-4	220	23	2	Boise State	San Diego, Calif.	D6-'23
43	Smith, Keidron	DB	6-2	201	24	1	Kentucky	West Palm Beach, Fla.	FA-'23
1	Smith, Tremon	CB	5-11	190	28	7	Central Arkansas	Anniston, Ala.	UFA (Hou.)-'23
8	Stidham, Jarrett	QB	6-3	215	28	6	Auburn	Corbin, Ky.	UFA (L.V.)-'23
40	Strnad, Justin	ILB	6-3	235	28	5	Wake Forest	Palm Harbor, Fla.	D5-'20
2	Surtain II, Pat	CB	6-2	202	24	4	Alabama	Plantation, Fla.	D1-'21
14	Sutton, Courtland	WR	6-4	216	29	7	Southern Methodist	Brenham, Texas	D2-'18
92	Tillman, Dondrea	OLB	6-4	247	26	R	Indiana, Pa.	Serling, Va	FA-'24
82	Trautman, Adam	TE	6-5	253	27	5	Dayton	Williamsburg, Mich.	T (N.O.)-'23
96	Uwazurike, Eyioma	DL	6-6	320	26	2	Iowa State	Detroit, Mich.	D4b-'22
17	Vele, Devaughn	WR	6-5	210	26	R	Utah	San Diego	D7a-'24
39	Wallace, Levi	CB	6-0	179	29	7	Alabama	Tucson, Ariz.	UFA (Pit.)-'24
25	Watson, Blake	RB	5-9	195	25	R	Memphis	Queens, N.Y.	CFA-'24
57	Welch, Kristian	LB	6-3	240	26	5	Iowa	Iola, Wis.	FA-'24
33	Williams, Javonte	RB	5-10	220	24	4	North Carolina	Wallace, N.C.	D2-'21
4	Wilson, Zach	QB	6-2	214	25	4	Brigham Young	Draper, Utah	T (NYJ.)-'24

Practice Squad (16)

12	Alexander, Kwon	ILB	6-1	227	30	10	LSU	Oxford, AL	FA-'24
83	Bandy, Michael	WR	5-10	190	26	4	San Diego	La Mirada, Calif	UFA (LAC.)-'23
42	Cunningham, Zach	ILB	6-3	238	29	8	Vanderbilt	Pinson, AL	FA-'24
70	Eiselen, Dieter	G	6-4	300	28	5	Yale	Stellenbosch, South Africa	FA-'24
53	Farmer II, Andrew	OLB	6-4	250	24	2	Lane (Tenn.)	Jacksonville, Fla.	FA-'23
71	Fleming, Cam	T	6-5	320	32	12	Stanford	Fort Hood, Texas	UFA (NYG.)-'21
66	Gargiulo, Nick	G	6-5	327	24	R	South Carolina	Yorktown Heights, N.Y.	D7b-'24
91	Henningsen, Matt	DL	6-3	291	25	3	Wisconsin	Menomonee Falls, Wis.	D6-'22
90	Miller, Jordan	NT	6-3	307	24	R	Southern Methodist	Jacksonville, Fla.	CFA-'24
36	Newsome, Quinton	CB	6-1	185	23	R	Nebraska	Suwane, Ga.	CFA-'24
89	Parham, Donald	TE	6-8	240	27	5	Stetson University	Lakeland, Fla.	FA-'24
87	Perry, A.T.	WR	6-5	205	24	2	Wake Forest	Lakeland, Fla.	FA-'24
13	Sills V, David	WR	6-3	211	28	5	West Virginia	Wilmington, Del.	FA-'23
35	Taylor, Reese	CB	5-10	188	25	1	Purdue	Indianapolis, Ind.	FA-'23
76	Throckmorton, Calvin	G	6-5	311	28	4	Oregon	Bellevue, Wash.	UFA (Ten.)-'24
86	Yassmin, Thomas	TE	6-5	251	24	R	Utah	Sydney, Australia	CFA-'24

Injured Reserve (8)

28	Badie, Tyler	RB	5-8	194	25	3	Missouri	New Orleans, La.	PS (Bal.)-'22
75	Bailey, Quinn	T	6-6	323	28	6	Arizona State	Gilbert, Ariz.	CFA-'19
5	Browning, Baron	OLB	6-3	240	25	4	Ohio State	Fort Worth, Texas	D3b-'21
27	Mathis, Damarri	CB	5-11	195	25	3	Pittsburgh	Lakeland, Fla.	D4a-'22
69	McGlinchey, Mike	T	6-8	310	29	7	Notre Dame	Philadelphia, Pa.	UFA (S.F.)-'23
11	Reynolds, Josh	WR	6-3	194	29	8	Texas A&M	San Antonio, Texas	UFA (Det.)-'24
49	Singleton, Alex	ILB	6-2	240	30	6	Montana State	Thousand Oaks, Calif.	UFA (Phi.)-'22
60	Wattenberg, Luke	C	6-5	300	27	3	Washington	Trabuco Canyon, Calif.	D5c-'22

Reserved/PUP (2)

41	Sanders, Drew	LB	6-5	233	23	2	Arkansas	Denton, Texas	D3a-'23
32	Turner-Yell, Delarrin	S	5-11	200	24	3	Oklahoma	Hempstead, Texas	D5a-'22

COACHING STAFF

HEAD COACH: Sean Payton

ASSISTANTS:

Vance Joseph - Defensive Coordinator; Joe Lombardi - Offensive Coordinator; Mike Westhoff - Assistant Head Coach; Ben Kotwica - Special Teams Coordinator; Lou Ayeni - Running Backs; Chris Banjo - Assistant Special Teams; Jamar Cain - Defensive Line; Pete Carmichael - Senior Offensive Assistant; Keary Colbert - Wide Receivers; Dan Dalrymple - Head Strength and Conditioning; Declan Doyle - Tight Ends; Zack Grossi - Passing Game Specialist; Corey Jones - Assistant Strength and Conditioning; Paul Kelly - Assistant to Head Coach; Logan Kigore - Offensive Quality Control; Austin King - Assistant Offensive Line; Jim Leonhard - Defensive Pass Game Coordinator/Defensive Backs; Addison Lynch - Defensive Quality Control; Greg Manusky - Inside Linebackers; John Morton - Pass Game Coordinator; Isaac Shewmaker - Defensive Quality Control; Shaun Snee - Assistant Strength and Conditioning; Zach Strief - Offensive Line; Favian Upshaw - Offensive Quality Control; Joe Vitt - Senior Defensive Assistant; Davis Webb - Quarterbacks; Michael Wilhoite - Outside Linebackers.



POSITIONAL ROSTER



QUARTERBACKS (3)

4 Wilson, Zach QB	8 Stidham, Jarrett QB
10 Nix, Bo QB	

RUNNING BACKS (5)

20 Burton, Michael FB	23 Estime, Audric RB
25 Watson, Blake RB	33 Williams, Javonte RB
38 McLaughlin, Jaleel RB	

WIDE RECEIVERS (5)

14 Sutton, Courtland WR	16 Franklin, Troy WR
17 Vele, Devaughn WR	19 Mims Jr., Marvin WR
84 Humphrey, Lil'Jordan WR	

TIGHT ENDS (4)

45 Adkins, Nate TE	80 Dulcich, Greg TE
82 Trautman, Adam TE	85 Krull, Lucas TE

OFFENSIVE LINE (7)

54 Forsyth, Alex C	63 Palczewski, Alex T
72 Bolles, Garrett T	73 Crum, Frank T
74 Powers, Ben G	77 Meinerz, Quinn G
79 Peart, Matt T	

LINEBACKERS (8)

0 Cooper, Jonathon OLB	15 Bonitto, Nik OLB
40 Strnad, Justin ILB	52 Elliss, Jonah OLB
55 Barton, Cody ILB	56 Bailey, Levelle ILB
57 Welch, Kristian LB	92 Tillman, Dondrea OLB

DEFENSIVE BACKS (12)

1 Smith, Tremon CB	2 Surtain II, Pat CB
6 Locke, P.J. S	21 Moss, Riley CB
22 Jones, Brandon S	26 Key, Devon S
29 McMillian, Ja'Quan CB	30 McCalister, Tanner DB
31 Abrams-Draine, Kris CB	34 Skinner, JL S
39 Wallace, Levi CB	43 Smith, Keidron DB

DEFENSIVE LINE (6)

93 Jones, D.J. DT	94 Jackson, Jordan DL
96 Uwazurike, Eyioma DL	97 Roach, Malcolm DT
98 Franklin-Myers, John DE	99 Allen, Zach DE

SPECIALISTS (3)

3 Lutz, Wil K	9 Dixon, Riley P
48 Fraboni, Mitchell LS	





(As of October 15, 2024)

OFFENSE

WR	19 Marvin Mims Jr.	<u>16 Troy Franklin</u>		
LT	72 Garrett Bolles	79 Matt Peart		
LG	74 Ben Powers	63 Alex Palczewski		
C	54 Alex Forsyth			
RG	77 Quinn Meinerz	63 Alex Palczewski		
RT	63 Alex Palczewski	<u>73 Frank Crum</u>		
TE	82 Adam Trautman	80 Greg Dulcich	85 Lucas Krull	
WR	14 Courtland Sutton	84 Lil'Jordan Humphrey	<u>17 Devaughn Vele</u>	
RB	33 Javonte Williams	38 Jaleel McLaughlin	<u>23 Audric Estime</u>	<u>25 Blake Watson</u>
FB	20 Michael Burton	45 Nate Adkins		
QB	<u>10 Bo Nix</u>	8 Jarrett Stidham	4 Zach Wilson	

DEFENSE

DE	99 Zach Allen	94 Jordan Jackson		
NT	93 D.J. Jones	97 Malcolm Roach		
DE	98 John Franklin-Myers	96 Eyioma Uwazurike		
SLB	0 Jonathon Cooper	<u>52 Jonah Elliss</u>		
WLB	15 Nik Bonitto	<u>92 Dondrea Tillman</u>		
ILB	40 Justin Strnad	57 Kristian Welch		
ILB	55 Cody Barton	<u>56 Levelle Bailey</u>		
LCB	2 Pat Surtain II	39 Levi Wallace	1 Tremon Smith	
RCB	21 Riley Moss	<u>31 Kris Abrams-Draine</u>		
NCB	29 Ja'Quan McMillian			
S	6 P.J. Locke	34 JL Skinner	30 Tanner McCalister	
S	22 Brandon Jones	26 Devon Key	43 Keidron Smith	

SPECIALISTS

PK	3 Wil Lutz			
KO	3 Wil Lutz			
P	9 Riley Dixon			
H	9 Riley Dixon			
LS	48 Mitchell Fraboni			
KR	19 Marvin Mims Jr.	1 Tremon Smith	38 Jaleel McLaughlin	
PR	19 Marvin Mims Jr.	1 Tremon Smith		

PRONUNCIATION GUIDE

Levelle Bailey	la-VELL	Alex Palczewski	pal-CHESS-key
Garrett Bolles	BOWLS	Matt Peart	payrt
Nik Bonitto	bo-KNEE-toe	Keidron Smith	KEY-dron
Greg Dulcich	dul-SICH	Jarrett Stidham	STID-um
Audric Estime	AWE-drick ess-TE-may	Justin Strnad	stir-NAHD
Alex Forsyth	FORE-seith	Pat Surtain II	sur-TAN
Mitchell Fraboni	fruh-BONE-ee	Dondrea Tillman	DON-dre
Jaleel McLaughlin	muh-GLOFF-lin	Eyioma Uwazurike	en-YO-muh oo-WAZ-zur-EE-kay
Ja'Quan McMillian	JAY-quan mac-MILL-in	Devaughn Vele	deh-VAWN VAY-lay
Quinn Meinerz	minors	Javonte Williams	JUH-von-TAY



HOW THE BRONCOS WERE BUILT



YEAR	DRAFTEES (20)	FREE AGENTS (21)	COLLEGE FREE AGENTS (6)	TRADES/WAIVERS (4)
2017	T Garrett Bolles (1st)			
2018	WR Courtland Sutton (2nd)			
2019		S P.J. Locke (FA-'19)		
2020	ILB Justin Strnad (5th)			
2021	CB Pat Surtain II (1st) RB Javonte Williams (2nd) G Quinn Meinerz (3rd-a) OLB Jonathon Cooper (7th-b)			
2022	OLB Nik Bonitto (2nd) TE Greg Dulcich (3rd) DL Eyioma Uwazurike (4th)	LS Mitchell Fraboni (FA-'22) DT D.J. Jones (UFA S.F. -'22) S Devon Key (FA-'22)		
2023	WR Marvin Mims Jr. (2nd) CB Riley Moss (3rd-b) S J.L. Skinner (6th) C Alex Forsyth (7th)	DE Zach Allen (UFA Ari. -'23) FB Michael Burton (UFA K.C. -'23) P Riley Dixon (UFA LAR -'23) WR Lil'Jordan Humphrey (FA-'23) DL Jordan Jackson (FA-'23) TE Lucas Krull (FA-'23) DB Keidron Smith (FA-'23) CB Tremon Smith (UFA Hou. -'23) QB Jarrett Stidham (UFA L.V. -'23)	TE Nate Adkins (CFA-'23) RB Jaleel McLaughlin (CFA-'23) T Alex Palczewski (CFA-'23)	K Wil Lutz (T N.O. -'23) TE Adam Trautman (T N.O. -'23)
2024	QB Bo Nix (1st) OLB Jonah Elliss (3rd) WR Troy Franklin (4th) CB Kris Abrams-Draine (5th-a) RB Audric Estime (5th-b) WR Devaughn Vele (7th-a)	ILB Cody Barton (UFA Was. -'24) S Brandon Jones (UFA Mia. -'24) DB Tanner McCalister (FA-'24) T Matt Peart (UFA NYG -'24) DT Malcolm Roach (UFA N.O. -'24) OLB Dondrea Tillman (FA-'24) CB Levi Wallace (UFA Pit. -'24) LB Kristian Welch (FA-'24)	ILB Levelle Bailey (CFA-'24) T Frank Crum (CFA-'24) RB Blake Watson (CFA-'24)	DE John Franklin-Myers (T NYJ -'24) QB Zach Wilson (T NYJ -'24)





UPDATED AS OF OCT. 14, 2024

BY DATE

8/1/22 Signed OL Oliver Jervis
Placed T Quinn Bailey on Injured Reserve

8/2/24 Signed TE Hunter Kampmoyer
Waived DT Brandon Matterson

8/5/24 Waived S Caden Sterns
DL Eyioma Uwazurike reinstated by NFL

8/6/24 Signed ILB Alec Mock
Waived/injured OLB Ronnie Perkins

8/12/24 Claimed DB Kaleb Hayes off waivers
Waived ILB Alec Mock

8/14/24 Signed ILB Alec Mock
Waived OLB Jaylon Allen with an injury settlement

8/26/24 Waived S Omar Brown
Waived CB Art Green
Waived DB Kaleb Hayes
Waived OL Oliver Jervis
Waived ILB Alec Mock
Released DL Angelo Blackson
Released WR Phillip Dorsett II
Released LB Andre Smith

8/27/24 Placed LB Drew Sanders on Reserve/Physically Unable to Perform
Placed S Delarrin Turner-Yell on Reserve/Physically Unable to Perform
Placed CB Damarri Mathis on Reserve/Injured
Designated OLB Durell Nchami as Waived/Injured
Released FB Michael Burton
Released ILB Jonas Griffith
Released WR Lil'Jordan Humphrey
Released C Sam Mustipher, WR Tim Patrick
Released RB Samaje Perine
Released WR David Sills V
Released G Calvin Throckmorton
Waived RB Tyler Badie
Waived WR Michael Bandy
Waived DL Elijah Garcia
Waived G Nick Gargiulo
Waived P Trenton Gill
Waived DL Matt Henningsen
Waived OLB Thomas Incoom
Waived T Demontrey Jacobs
Waived WR Brandon Johnson
Waived TE Hunter Kampmoyer
Waived DB Tanner McCalister
Waived NT Jordan Miller
Waived CB Quinton Newsome
Waived G Will Sherman
Waived CB Reese Taylor
Waived OLB Dondrea Tillman
Waived WR Jalen Virgil
Waived TE Thomas Yassmin

8/28/24 Signed RB Tyler Badie to practice squad
Signed WR Michael Bandy to practice squad
Signed FB Michael Burton to practice squad
Signed G Nick Gargiulo to practice squad
Signed DL Matt Henningsen to practice squad
Signed WR Lil'Jordan Humphrey to practice squad
Signed CB Tanner McCalister to practice squad
Signed NT Jordan Miller to practice squad
Signed CB Quinton Newsome to practice squad

Signed G Will Sherman to practice squad
Signed WR David Sills V to practice squad
Signed CB Reese Taylor to practice squad
Signed G Calvin Throckmorton to practice squad
Signed OLB Dondrea Tillman to practice squad
Signed TE Thomas Yassmin to practice squad

8/29/24 Signed TE Donald Parham to practice squad
Signed ILB Kristian Welch
Waived ILB Levelle Bailey

9/2/24 Signed ILB Levelle Bailey to practice squad

9/7/24 Elevated FB Michael Burton
Elevated WR Lil'Jordan Humphrey

9/11/24 Promoted FB Michael Burton
Signed WR Kaden Davis to practice squad
Placed RB Audric Estime on injured reserve

9/14/24 Elevated RB Tyler Badie
Elevated WR Lil'Jordan Humphrey

9/18/24 Promoted OLB Dondrea Tillman to active roster
Signed OLB Andrew Farmer to practice squad
Placed T Mike McGlinchey on injured reserve

9/21/24 Promoted WR Lil'Jordan Humphrey to active roster
Placed OLB Baron Browning on injured reserve
Elevated RB Tyler Badie
Elevated DB Tanner McCalister

9/25/24 Promoted RB Tyler Badie
Signed ILB Kwon Alexander to practice squad
Signed ILB Zach Cunningham to practice squad
Placed ILB Alex Singleton on injured reserve

9/28/24 Elevated ILB Levelle Bailey
Elevated DB Tanner McCalister

10/1/24 Signed RB Salvon Ahmed to practice squad
Released WR Kaden Davis

10/5/24 Elevated ILB Levelle Bailey
Placed RB Tyler Badie on injured reserve

10/8/24 Promoted ILB Levelle Bailey
Signed WR Kaden Davis to practice squad
Signed C Dieter Eiselen to practice squad
Signed T Cam Fleming to practice squad
Released DB Quinton Newsome
Released RB Salvon Ahmed
Placed G Will Sherman on Reserve/Injured – Practice squad

10/9/24 Signed WR A.T. Perry to practice squad
Released G Will Sherman

10/11/24 Activated RB Audric Estime from injured reserve
Promoted DB Tanner McCalister
Elevated T Cam Fleming
Elevated G Calvin Throckmorton
Placed WR Josh Reynolds on injured reserve
Placed C Luke Wattenberg on injured reserve

BY PLAYER

AHMED, Salvon — RB
10/1/24 Signed to practice squad
10/8/24 Released

ALEXANDER, Kwon — ILB
9/25/24 Signed to practice squad

ALLEN, Jaylon — OLB

8/14/24 Waived with an injury settlement

BADIE, Tyler — RB

8/27/24 Waived
8/28/24 Signed to practice squad
9/14/24 Elevated
9/21/24 Elevated
9/25/24 Promoted
10/5/24 Placed on injured reserve

BAILEY, Levelle — ILB

8/29/24 Waived
9/2/24 Signed to practice squad
9/28/24 Elevated
10/5/24 Elevated
10/8/24 Promoted

BAILEY, Quinn — T

8/1/24 Placed on Injured Reserve

BANDY, Michael — WR

8/27/24 Waived
8/28/24 Signed to practice squad

BLACKSON, Angelo — DL

8/26/24 Released

BROWN, Omar — S

8/26/24 Waived

BROWNING, Baron — OLB

9/21/24 Placed on injured reserve

BURTON, Michael — FB

8/27/24 Released
8/28/24 Signed to practice squad
9/7/24 Elevated
9/11/24 Promoted to active roster

CUNNINGHAM, Zach — ILB

9/25/24 Signed to practice squad

DAVIS, Kaden — WR

9/11/24 Signed to practice squad
10/1/24 Released
10/8/24 Signed to practice squad

DORSETT II, Phillip — WR

8/26/24 Released

EISELEN, Dieter — C

10/8/24 Signed to practice squad

ESTIME, Audric — RB

9/11/24 Placed on injured reserve
10/11/24 Activated from injured reserve

FARMER, Andrew — OLB

9/18/24 Signed to practice squad

FLEMING, Cam — T

10/8/24 Signed to practice squad
10/11/24 Elevated

GARCIA, Elijah — DL

8/27/24 Waived

GARGIULO, Nick — G

8/27/24 Waived
8/28/24 Signed to practice squad

GILL, Trenton — P

8/27/24 Waived

GREEN, Art — CB

8/26/24 Waived

GRIFFIN, Jonas — OLB

8/27/24 Released



HAYES, Kaleb — DB

8/12/24 Claimed off waivers
8/26/24 Waived

HENNINGSEN, Matt — DL

8/27/24 Waived
8/28/24 Signed to practice squad

HUMPHREY, Lil'Jordan — WR

8/27/24 Released
8/28/24 Signed to practice squad
9/7/24 Elevated
9/14/24 Elevated
9/21/24 Promoted to active roster

INCOOM, Thomas — OLB

8/27/24 Waived

JACOBS, Demontrey — T

8/27/24 Waived

JERVIS, Oliver — OL

8/1/24 Signed
8/26/24 Waived

JOHNSON, Brandon — WR

8/27/24 Waived

KAMPMOYER, Hunter — TE

8/2/24 Signed
8/27/24 Waived

MATHIS, Damarri — CB

8/27/24 Placed on Reserve/Injured

MATTERSON, Brandon — DT

8/2/24 Waived

MCCALISTER, Tanner — DB

8/27/24 Waived
8/28/24 Signed to practice squad
9/21/24 Elevated
9/28/24 Elevated
10/11/24 Promoted

MCGLINCHEY, Mike — T

9/18/24 Placed on injured reserve

MILLER, Jordan — NT

8/27/24 Waived
8/28/24 Signed to practice squad

MOCK, Alec — ILB

8/6/24 Signed
8/12/24 Waived
8/14/24 Signed
8/26/24 Waived

MUSTIPHER, Sam — C

8/27/24 Released

NCHAMI, Durell — OLB

8/27/24 Designated as Waived/Injured

NEWSOME, Quinton — CB

8/27/24 Waived
8/28/24 Signed to practice squad
10/8/24 Released

PARHAM, Donald — TE

8/29/24 Signed to practice squad

PATRICK, Tim — WR

8/27/24 Released

PERINE, Samaje — RB

8/27/24 Released

PERKINS, Ronnie — OLB

8/6/24 Waived/injured

PERRY, A.T. — WR

10/9/24 Signed to practice squad

REYNOLDS, Josh — WR

10/11/24 Placed on injured reserve

SANDERS, Drew — LB

8/27/24 Placed on Reserve/Physically Unable to Perform

SHERMAN, Will — G

8/27/24 Waived
8/28/24 Signed to practice squad
10/8/24 Placed on Reserve/injured – Practice squad
10/9/24 Released

SILLS, David — WR

8/27/24 Released
8/28/24 Signed to practice squad

SINGLETON, Alex — ILB

9/25/24 Placed on injured reserve

SMITH, Andre — LB

8/26/24 Released

STERNS, Caden — S

8/5/24 Signed

TAYLOR, Reese — CB

8/27/24 Waived
8/28/24 Signed to practice squad

THROCKMORTON, Calvin — G

8/27/24 Released
8/28/24 Signed to practice squad
10/11/24 Elevated

TILLMAN, Dondrea — OLB

8/27/24 Waived
8/28/24 Signed to practice squad
9/18/24 Promoted to active roster

TURNER-YELL, Delarrin — S

8/27/24 Placed on Reserve/Physically Unable to Perform

UWAZURIKE, Eyioma — DL

8/5/24 Reinstated by NFL

VIRGIL, Jalen — WR

8/27/24 Waived

WATTENBERG, Luke — C

10/11/24 Placed on injured reserve

WELCH, Kristian — ILB

8/29/24 Signed

YASSMIN, Thomas — TE

8/27/24 Waived
8/28/24 Signed to practice squad



**PLAYER
BIOGRAPHIES**



31 CB



KRIS
ABRAMS-DRAINE

HEIGHT/WEIGHT: 5-11 / 178

COLLEGE: Missouri

BIRTHDAY: Oct. 4, 2001

BORN: Mobile, Ala.

NFL EXPERIENCE: R

BRONCOS EXPERIENCE: R

GP/GS: 0/0

ACQUIRED: D5a-'24

AT A GLANCE

- A rookie cornerback who appeared in 43 career games (34 starts) over four seasons (2020-23) at the University of Missouri.
- Recorded 135 tackles (103 solo), seven interceptions (nine yds.), 40 passes defended and one fumble recovery while also returning 29 kickoffs for 603 yards (20.8 avg.) with one touchdown during his collegiate career.
- Was named second-team All-America by the Associated Press and first-team All-SEC in 2023 after starting all 13 games played, totaling career highs in tackles (50), interceptions (4) and passes defended (16).
- Started all 12 games played, totaling 48 tackles (36 solo) and 14 passes defended while also totaling 99 yards on six kickoff returns (16.5 avg.).
- Made the transition to defensive back, starting 10-of-13 games played and leading the team with 10 passes defended along with three interceptions, 37 tackles (30 solo) and one fumble recovery.
- Attended Spanish Fort (Ala.) High School, where as a senior he started 12-of-14 games and threw for 723 yards and nine scores while also rushing for 1,745 yards and 19 touchdowns and returned two interceptions for touchdowns.
- Selected by the Broncos in the fifth round (145th overall) of the 2024 NFL Draft.

2023: Abrams-Draine started all 13 games played, totaling career highs in tackles (50), interceptions (4) and passes defended (16)... Was named second-team All-America by the Associated Press and first-team All-SEC... Led the SEC and ranked fifth in the nation in passes defended (16) and ranked third in the league in interceptions (4)... Became the first Tiger to log an interception in three consecutive games since CB Aarion Penton in 2016.

2022: Abrams-Draine started all 12 games played, totaling 48 tackles (36 solo) and 14 passes defended... His 14 passes defended were the second-most in the SEC behind Alabama CB Kool-Aid McKinstry and tied for the ninth-most in the country... Totaled 99 yards on six kickoff returns (16.5 avg.).

2021: Abrams-Draine made the transition to defensive back, starting 10-of-13 games played and leading the team with 10 passes defended along with three interceptions, 37 tackles (30 solo) and one fumble recovery... Also returned 21 kickoffs for 471 yards (22.4 avg.) with one touchdown.

2020: Abrams-Draine joined Missouri as a wide receiver, playing in five total games.

HIGH SCHOOL: Abrams-Draine attended Spanish Fort (Ala.) High School, where he moved from quarterback to wide receiver during his senior season... As a senior, started 12-of-14 games and threw for 723 yards and nine scores while also rushing for 1,745 yards and 19 touchdowns... Also returned two interceptions for touchdowns as a senior... Finished second in the ASWA All-State Super 12 and was the runner-up for Mr. Football in Alabama.

PERSONAL: Abrams-Draine earned his bachelor's degree in business from the University of Missouri... Kris Abrams-Draine was born on Oct. 4, 2001, in Mobile, Ala.

Transactions

Signed by Denver as a draft choice 5/10/24.






Kris Abrams-Draine's NFL Regular Season Defensive Statistics

DATE	TEAM	GP	GS	TACKLES							INTERCEPTIONS					O. FUMB			ST				MISC							
				TK	S	A	TFL	YDS	SK	YDS	QBH	NO	YDS	LG	TD	PD	FF	FR	TD	YDS	TK	S	A	FF	FR	S	A			
2024	Broncos	0	0	0	0	0	0	0	0	0.0	0.0	0	0	0	0	0	0	0	0	0	0	0	0	0	0	0	0	0	0	0
NFL TOTALS		0	0	0	0	0	0	0	0	0.0	0.0	0	0	0	0	0	0	0	0	0	0	0	0	0	0	0	0	0	0	

2024 GAME-BY-GAME REGULAR-SEASON STATISTICS (BRONCOS)

DATE	OPPONENT	P/S	TACKLES							INTERCEPTIONS					O. FUMB			ST				MISC		SCORE							
			TK	S	A	SK	YDS	TFL	YDS	QBH	NO	YDS	LG	TD	PD	FF	FR	TD	YDS	TK	S	A	FF		FR	S	A	W/L			
09/08	at Seahawks																													L	20-26
09/15	Steelers																													L	6-13
09/22	at Buccaneers																													W	26-7
09/29	at Jets																													W	10-9
10/06	Raiders																													W	34-18
10/13	Chargers																													L	16-23
2024 TOTALS			0	0	0	0	0	0	0	0	0	0	0	0	0	0	0	0	0	0	0	0	0	0	0	0	0	0	0	3-3	





45 TE



NATE
ADKINS

HEIGHT/WEIGHT: 6-3 / 252

COLLEGE: South Carolina

BIRTHDAY: Jul. 9, 1999

BORN: Knoxville, Tenn.

NFL EXPERIENCE: 2nd YR

BRONCOS EXPERIENCE: 2nd YR

GP/GS: 16/4

ACQUIRED: CFA-'23

AT A GLANCE

- A second-year tight end who appeared in 16 games (4 starts) for the Broncos from 2023-24, catching eight passes for 41 yards (5.1 avg.) as well as making one special-teams tackle.
- Appeared in 56 career collegiate games (37 starts) between East Tennessee State (2018-21) and South Carolina (2022).
- Recorded 86 catches for 917 yards (10.7 avg.) with four touchdowns during his career.
- Started 9-of-13 games played with the Gamecocks in 2022, totaling 13 receptions for 168 yards (12.9 avg.).
- Earned second-team All-SoCon honors in his final season at East Tennessee in 2021 after starting 11-of-13 games and totaling 33 catches for 357 yards (10.2 avg.) with one touchdown.
- Garnered first-team All-SoCon honors for the second consecutive year in 2020 and posted 10 receptions for 101 yards (10.1 avg.) in six games (4 starts) played for the Buccaneers.
- Voted first-team All-SoCon in 2019 after starting all 12 games played and catching 25 passes for 241 yards (9.6 avg.) with two touchdowns.
- Attended Bearden High School (Knoxville, Tenn.), where he was three-time all-conference selection.
- Tallied 76 tackles, 14 tackles for loss, six sacks and one fumble recovery as a senior.
- Entered the NFL as a college free agent with the Broncos on May 12, 2023.

2023: Adkins appeared in 10 games (1 start) during his rookie year after signing with Denver as a college free agent, catching four passes for 22 yards (5.5 avg.) as well as making one special-teams tackle... Made his NFL debut vs. Was. (9/17)... Caught his first NFL pass from QB Russell Wilson, carrying it for an 11-yard gain at Mia. (9/24)... Caught two passes for eight yards (4.0 avg.) at Chi. (10/1)... Recorded his first career special-teams tackle and also made a three-yard catch in the win vs. G.B. (10/22)... Made his first career start vs. Min. (11/19).

COLLEGE: Adkins appeared in 56 games (37 starts) between the University of South Carolina (2022) and East Tennessee State (2018-21)... Recorded 86 catches for 917 yards (10.7 avg.) with four touchdowns during his career... In his lone season with South Carolina, started 9-of-13 games, totaling 13 receptions for 168 yards (12.9 avg.) and also rushed one time for one yard... Earned second-team All-SoCon honors in 2021 after starting 11-of-13 games for East Tennessee State University, totaling 33 receptions for 357 yards (10.2 avg.) with one touchdown... Helped the Buccaneers rank in the Top-10 in the FCS as a senior... Appeared in six games (4 starts) in 2020, producing 10 catches for 101 yards (10.1 avg.) to earn first-team All-SoCon honors for the second consecutive season... Was voted All-SoCon first team in 2019 after starting all 12 games played and catching 25 passes for 241 yards (9.6 avg.) with two touchdowns

PERSONAL: Adkins attended Bearden High School in Knoxville, Tenn., where he was a three-time all-conference selection... Totalled 76 tackles, 14 tackles for loss, six sacks and one fumble recovery as a senior... Also played offensive tackle... Also lettered in baseball, where he was named all-conference once... Nate Adkins was born on July 9, 1999 in Knoxville, Tenn.

Transactions

Signed by Denver as a college free agent 5/12/23.





Nate Adkins' NFL Regular Season Rushing/Receiving Statistics

DATE	TEAM	GP	GS	RECEIVING					RUSHING				
				NO.	YDS.	AVG.	LG	TD	NO.	YDS.	AVG.	LG	TD
2023	Broncos	10	1	4	22	5.5	11	0	0	0	0.0	0	0
2024	Broncos	6	3	4	19	4.8	8	0	0	0	0.0	0	0
NFL TOTALS		16	4	8	41	5.1	11	0	0	0	0.0	0	0

Nate Adkins' NFL Regular Season Return Statistics

DATE	TEAM	KICKOFF RETURNS					PUNT RETURNS					
		RET.	YDS.	AVG.	LG	TD	NO.	FC	YDS.	AVG.	LG	TD
2023	Broncos	0	0	0.0	0	0	0	0	0	0.0	0	0
2024	Broncos	0	0	0.0	0	0	0	0	0	0.0	0	0
NFL TOTALS		0	0	0.0	0	0	0	0	0	0.0	0	0

SINGLE-GAME HIGHS: RECEIVING

- Receptions**
 - 2 at Chicago Bears, Oct 01, 2023
 - 1 vs. Green Bay Packers, Oct 22, 2023
 - 1 at Miami Dolphins, Sep 24, 2023
- Receiving Yards**
 - 11 at Miami Dolphins, Sep 24, 2023
 - 8 vs. Las Vegas Raiders, Oct 06, 2024
 - 8 at Chicago Bears, Oct 01, 2023
 - 6 at Tampa Bay Buccaneers, Sep 22, 2024
 - 5 vs. Los Angeles Chargers, Oct 13, 2024
- Longest Receptions**
 - 11 at Miami Dolphins, Sep 24, 2023
 - 8 vs. Las Vegas Raiders, Oct 06, 2024
 - 6 at Tampa Bay Buccaneers, Sep 22, 2024
 - 6 at Chicago Bears, Oct 01, 2023
 - 5 vs. Los Angeles Chargers, Oct 13, 2024
- All-Purpose Yards**
 - 11 at Miami Dolphins, Sep 24, 2023
 - 8 vs. Las Vegas Raiders, Oct 06, 2024
 - 8 at Chicago Bears, Oct 01, 2023
 - 6 at Tampa Bay Buccaneers, Sep 22, 2024
 - 5 vs. Los Angeles Chargers, Oct 13, 2024
- Special Teams Tackles**
 - 1 vs. Green Bay Packers, Oct 22, 2023






2023 GAME-BY-GAME REGULAR-SEASON STATISTICS (BRONCOS)

DATE	OPPONENT	P/S	RECEIVING					RUSHING					W/L	SCORE
			NO.	YDS.	AVG.	LG	TD	NO.	YDS.	AVG.	LG	TD		
09/10	Raiders		ON INACTIVE LIST										L	16-17
09/17	Commanders	P	0	0	0.0	0	0	0	0	0.0	0	0	L	33-35
09/24	at Dolphins	P	1	11	11.0	11	0	0	0	0.0	0	0	L	20-70
10/01	at Bears	P	2	8	4.0	6	0	0	0	0.0	0	0	W	31-28
10/08	Jets	P	0	0	0.0	0	0	0	0	0.0	0	0	L	21-31
10/12	at Chiefs		ON INACTIVE LIST										L	8-19
10/22	Packers	P	1	3	3.0	3	0	0	0	0.0	0	0	W	19-17
10/29	Chiefs	P	0	0	0.0	0	0	0	0	0.0	0	0	W	24-9
11/13	at Bills		ON INACTIVE LIST										W	24-22
11/19	Vikings	S	0	0	0.0	0	0	0	0	0.0	0	0	W	21-20
11/26	Browns	P	0	0	0.0	0	0	0	0	0.0	0	0	W	29-12
12/03	at Texans		ON INACTIVE LIST										L	17-22
12/10	at Chargers		ON INACTIVE LIST										W	24-7
12/16	at Lions		ON INACTIVE LIST										L	17-42
12/24	Patriots		ON INACTIVE LIST										L	23-26
12/31	Chargers	P	0	0	0.0	0	0	0	0	0.0	0	0	W	16-9
01/07	at Raiders	P	0	0	0.0	0	0	0	0	0.0	0	0	L	14-27
2023 TOTALS		10-1	4	22	5.5	11	0	0	0	0.0	0	0	8-9	

2024 GAME-BY-GAME REGULAR-SEASON STATISTICS (BRONCOS)

DATE	OPPONENT	P/S	RECEIVING					RUSHING					W/L	SCORE
			NO.	YDS.	AVG.	LG	TD	NO.	YDS.	AVG.	LG	TD		
09/08	at Seahawks	S	0	0	0.0	0	0	0	0	0.0	0	0	L	20-26
09/15	Steelers	S	0	0	0.0	0	0	0	0	0.0	0	0	L	6-13
09/22	at Buccaneers	P	1	6	6.0	6	0	0	0	0.0	0	0	W	26-7
09/29	at Jets	S	1	0	0.0	0	0	0	0	0.0	0	0	W	10-9
10/06	Raiders	P	1	8	8.0	8	0	0	0	0.0	0	0	W	34-18
10/13	Chargers	P	1	5	5.0	5	0	0	0	0.0	0	0	L	16-23
2024 TOTALS		6-3	4	19	4.8	8	0	0	0	0.0	0	0	3-3	





99 DE



ZACH ALLEN

HEIGHT/WEIGHT: 6-4 / 281

BIRTHDAY: Aug. 20, 1997

NFL EXPERIENCE: 6th YR

GP/GS: 68/58

COLLEGE: Boston College

BORN: New Canaan, Conn.

BRONCOS EXPERIENCE: 2nd YR

ACQUIRED: UFA (Ari.)-'23

AT A GLANCE

- A sixth-year defensive end who has appeared in 68 games (58 starts) and one postseason game (1 start) with Arizona (2019-22) and Denver (2023-24), totaling 227 tackles (124 solo), 20.0 sacks (131.5 yds.), one interception (25 yds.), 16 passes defended, one forced fumble, three fumble recoveries (1 TD) and blocked one field goal.
- Ranks third in tackles (182), tied for sixth in passes defended (13) and fumble recoveries (3) among all NFL defensive ends since 2021.
- Set a career high with 60 tackles (27 solo) along with five sacks (44.5 yds.), one pass defended and one forced fumble in 17 starts during his first season with the Broncos in 2023.
- Tied for the most passes defended (8) among all NFL defensive ends while also producing a career-high 5.5 sacks (40.5 yds.) to go along with 47 tackles (23 solo) in 13 starts in 2022.
- Appeared in a career-high 15 games (14 starts) in 2021, producing career highs with 48 tackles (30 solo), one interception (25 yds.) and three fumble recoveries (1 TD) along with four sacks (16 yds.) and four passes defended.
- Made 35 tackles (20 solo), two sacks (18 yds.) and three passes defended in 13 games (7 starts) in 2020.
- Appeared in 50 games in four seasons at Boston College (2015-18), totaling 199 tackles (106 solo), 18.5 sacks (115 yds.), two interceptions, 16 passes defended, one forced fumble, four fumble recoveries and two blocked kicks.
- Named second-team All-ACC after starting all 12 games as a senior in 2018, totaling 61 tackles (26 solo), 6.5 sacks (36 yds.), one interception, eight passes defended, one forced fumble, two fumble recoveries and two blocked kicks.
- Started all 13 games and was one-of-two defensive linemen nationally with 100+ tackles in 2017, earning All-ACC honorable mention.
- Selected by the Cardinals in the third round (65th overall) of the 2019 NFL Draft.
- Signed by Denver as an unrestricted free agent on March 15, 2023.

2024: Allen has started six games for Denver, totaling 29 tackles (18 solo) with 3.5 sacks (12.5 yds.)... Totaled four tackles (2 solo), one sack (1 yd.) and four quarterback hits vs. Pit. (9/15)... Marked a career-high eight total pressures according to the NFL's Next Gen Stats against the Steelers... Recorded three tackles (1 solo) including a sack (1 yd.) at T.B. (9/22)... Totaled five tackles (4 solo) including three quarterback hits at NYJ (9/29)... Tallied seven tackles (5 solo), one sack (7 yds.) and two quarterback hits vs. L.V. (10/6)... Registered a season-high eight tackles (5 solo) and a half sack (OLB Jonathon Cooper) vs. LAC (10/13)... His 13 total quarterback hits in 2024 are the second most in the NFL.

2023: Allen started all 17 games in his first season with Denver, totaling 60 tackles (27 solo), five sacks (44.5 yds.), one pass defended and one forced fumble... Made his Broncos debut vs. L.V. (9/10), totaling five tackles (2 solo), including one quarterback hit and one tackle for loss... Made seven tackles (3 solo) along with two tackles for loss at Mia. (9/24)... Posted four assisted tackles—including assisting on a sack (4 yds.)—and produced two quarterback hits in the comeback victory at Chi. (10/1)... Recorded his first career forced fumble along with five tackles (4 solo) and one sack (12 yds.) vs. NYJ (10/8)... Sacked Chiefs' QB Patrick Mahomes for an 11-yard loss and also totaled four tackles (2 solo) at K.C. (10/12)... Registered four tackles (3 solo) and one quarterback hit in the win vs. G.B. (10/22)... Totaled four tackles (3 solo), 0.5 sacks (3.5 yds.) and one tackle for loss in the win vs. K.C. (10/29)... Made five tackles (3 solo), including one tackle for loss and two quarterback hits, in the win vs. Min. (11/19)... Assisted OLB Nik Bonitto on a sack for a safety in the win vs. Cle. (11/26)... Assisted on one sack (1.5 yds.) and also made six tackles (2 solo) at Hou. (12/3)... Recorded one sack (10 yds.) and three quarterback hits at LAC (12/10)... Recorded his first career field goal block and also made two tackles (1 solo) vs. LAC (12/31)... Made six tackles (1 solo) and had one quarterback hit at L.V. (1/7).

2022: Allen had a career-high 5.5 sacks (40.5 yds.) and eight passes defended to go along with 47 tackles (23 solo) in 13 starts... Tied for first among defensive ends in passes defended (8) and was the only player in the NFL to total at least five sacks and eight pass breakups... Posted a pass defended and two tackles (1 solo) at L.V. (9/18)... Registered a career-high three passes defended along with a nine-yard sack and six tackles (3 solo) at Car. (10/2)... Notched sacks in back-to-back games, recording one sack (11 yds.) while posting a pass defended and eight tackles (5 solo) vs. Phi. (10/9)... Had three tackles (2 solo) and a pass defended vs. N.O. (10/20)... Produced 0.5 sacks (2.5 yds.) and five tackles (2 solo) vs. Sea.





(11/6)... Tallied a four-yard sack along with four tackles (2 solo) at LAR (11/13)... Broke up one pass and made two tackles (1 solo) and one sack (4 yds.) vs. LAC (11/27)... Brought down Patriots QB Mac Jones for a 10-yard loss and also made two solo tackles and one pass defended vs. N.E. (12/12)... Was inactive for Games 14-17.

2021: Allen appeared in 15 games (14 starts), producing career marks of 48 tackles (30 solo), one interception (25 yds.) and three fumble recoveries (1 TD) along with four sacks (16 yds.) and four passes defended... Recovered his first career fumble and made two solo tackles at Jac. (9/26)... Totaled five tackles (4 solo) and had a six-yard sack vs. S.F. (10/10)... Recorded a quarterback takedown in his second straight game while making six tackles (2 solo) vs. G.B. (10/28)... Broke up his fourth career pass and made a solo tackle at S.F. (11/7)... Tallied five tackles (4 solo) and recovered his second career fumble vs. Car. (11/14)... Posted one pass defended and made five tackles (3 solo) at Sea. (11/21)... Intercepted his first career pass for 25 yards while registering one sack and four tackles (1 solo) at Chi. (12/5)... Sacked the quarterback in back-to-back games for the second time in 2021 after bringing down Rams QB Matthew Stafford for 10 yards and made four tackles (3 solo) vs. LAR (12/13)... Made two tackles (1 solo) and had one pass defended at Dal. (1/2)... Scored his first career defensive touchdown after recovering a fumble from Seahawks QB Russell Wilson and returned it 16 yards while also totaling three tackles (2 solo) vs. Sea. (1/9)... Started the Cardinals' NFC Wild Card game at LAR (1/17), finishing with four tackles (1 solo).

2020: Allen made 35 tackles (20 solo), two sacks (18 yds.) and three passes defended in 13 games (7 starts)... Recorded his first career sack for four yards along with two solo tackles at S.F. (9/13)... Made four tackles (1 solo) at Car. (10/4)... Broke up his first career pass along with making three tackles (1 solo) at NYG (12/13)... Set a career-high 11 tackles (6 solo) along with one sack (14 yds.) and one pass defended vs. Phi. (12/20)... Made five tackles (3 solo) and broke up a pass at LAR (1/3)... Missed Games 8-10 after being placed on injured reserve (ankle) on Oct. 27.

2019: Allen played in four games (1 start) during his rookie season after being drafted in the third round (65th overall) by Arizona, totaling eight tackles (6 solo) on the season... Made his NFL debut and first career start vs. Det. (9/8), posting three solo tackles... Had his second three tackle game (2 solo) vs. Car. (9/22)... Was inactive for Games 5-10... Missed the final six games after being placed on injured reserve (neck) on Nov. 13.

COLLEGE: Allen appeared in 50 games in four seasons at Boston College (2015-18), totaling 199 tackles (106 solo), 18.5 sacks (115 yds.), two interceptions, 16 passes defended, one forced fumble, four fumble recoveries and two blocked kicks... Named second-team All-ACC after starting all 12 games as a senior in 2018, totaling 61 tackles (26 solo), 6.5 sacks (36 yds.), one interception, eight passes defended, one forced fumble, two fumble recoveries and two blocked kicks... Earned ACC Defensive Player of the Week honors after recording seven tackles and a sack while also blocking a kick vs. Louisville (10/13/18)... Was named ACC Defensive Player of the Week for the second time in 2018 after blocking another kick along with a pass defended, six tackles and a sack at Florida State (11/17/18)... Started all 13 games and was one-of-two defensive linemen nationally with 100+ tackles in 2017, earning All-ACC honorable mention... Finished the year with 100 tackles (47 solo), six sacks (37 yds.), one interception and four passes defended... Was named ACC Defensive Player of the Week for the first time in his career after totaling 14 tackles, including three tackles for loss, vs. Virginia Tech (10/7/17)... Played all 13 games (1 start) in 2016, registering 36 tackles (19 solo), six sacks (42 yds.), four passes defended and two fumble recoveries.

PERSONAL: Allen attended New Canaan (Conn.) High School, where he was named the 2014 Connecticut Gatorade Player of the Year... Helped the Rams win two state titles (2013, '14) as a three-year starter... Set the school record for career sacks (33), single-season sacks (13.5) and tied the single-game sack record (4.0)... Named to the USA Today All-USA Connecticut team and garnered All-Tri-State accolades, All-FCIAC and first-team MSG All-Metro honors in 2014... Produced 102 tackles, 13.5 sacks, two interceptions, seven forced fumbles, one fumble recovery, 12 passes defended and one defensive score as a senior... Also played basketball, earning All-FCIAC honorable mention... Was a four-year high honor roll student and member of the National Honor Society... Zach Allen as born on Aug. 20, 1997 in New Canaan, Conn.

Transactions

Signed by Arizona as a draft choice 5/9/19; Signed by Denver as an unrestricted free agent 3/15/23.

REGULAR SEASON COMPARISON: DEFENSIVE - NEW ORLEANS SAINTS

DATE	OPP	W/L	GP/GS	TACKLES								MISC			
				TOT	SOLO	ASST	SACK	YDS.	INT	TFL	PD	QBH	TD	FF	FR
10/20/22	ARZ vs. NO	W	S	3	2	1	0.0	0.0	0	1	1	1	0	0	0
TOTALS		1/0	1/1	3	2	1	0.0	0.0	0	1	1	1	0	0	0





Zach Allen's NFL Regular Season Defensive Statistics

DATE	TEAM	GP	GS	TACKLES							INTERCEPTIONS					O. FUMB			ST			MIS C								
				TK	S	A	TF	YD	SK	YDS	QB	N	YD	L	T	P	F	F	T	YD	T	S	A	F	R	S	A			
2019	Cardinals	4	1	8	6	2	1	5	0.0	0.0	3	0	0	0	0	0	0	0	0	0	0	0	0	0	0	0	0	0	0	0
2020	Cardinals	13	7	35	20	15	5	23	2.0	18.0	6	0	0	0	0	3	0	0	0	0	0	0	0	0	0	0	0	0	0	
2021	Cardinals	15	14	48	30	18	5	27	4.0	16.0	14	1	25	25	0	4	0	3	1	26	0	0	0	0	0	0	0	0	0	
2022	Cardinals	13	13	47	23	24	10	46	5.5	40.5	20	0	0	0	0	8	0	0	0	0	0	0	0	0	0	0	0	0		
2023	Broncos	17	17	60	27	33	8	30	5.0	44.5	24	0	0	0	0	1	1	0	0	0	0	0	0	0	0	0	0	0		
2024	Broncos	6	6	29	18	11	9	20	3.5	12.5	13	0	0	0	0	0	0	0	0	0	0	0	0	0	0	0	0	0		
NFL TOTALS		68	58	227	124	103	38	151	20.0	131.5	80	1	25	25	0	16	1	3	1	26	0	0	0	0	0	0	0	0	0	

Zach Allen's NFL Postseason Defensive Statistics

DATE	TEAM	GP	GS	TACKLES							INTERCEPTIONS					O. FUMB			ST			MISC						
				TK	S	A	TFL	YDS	SK	YDS	QB	NO	YDS	LG	TD	PD	FF	FR	TD	YDS	TK	S	A	FF	FR	S	A	
2021	Cardinals	1	1	4	1	3	0	0	0.0	0.0	0	0	0	0	0	0	0	0	0	0	0	0	0	0	0	0	0	0
NFL TOTALS		1	1	4	1	3	0	0	0.0	0.0	0	0	0	0	0	0	0	0	0	0	0	0	0	0	0	0	0	0

SINGLE-GAME HIGHS: DEFENSIVE

- Total Tackles** 11 vs. Philadelphia Eagles, Dec 20, 2020
8 vs. Los Angeles Chargers, Oct 13, 2024
8 vs. Philadelphia Eagles, Oct 09, 2022
7 vs. Las Vegas Raiders, Oct 06, 2024
7 at Miami Dolphins, Sep 24, 2023
- Solo Tackles** 6 vs. Philadelphia Eagles, Dec 20, 2020
5 vs. Los Angeles Chargers, Oct 13, 2024
5 vs. Las Vegas Raiders, Oct 06, 2024
5 vs. Philadelphia Eagles, Oct 09, 2022
4 at New York Jets, Sep 29, 2024
...3 more at 4.
- Sacks** 1.0 vs. Las Vegas Raiders, Oct 06, 2024
1.0 at Tampa Bay Buccaneers, Sep 22, 2024
1.0 vs. Pittsburgh Steelers, Sep 15, 2024
...14 more at 1.0.
- Passes Defensed** 3 at Carolina Panthers, Oct 02, 2022
1 at Buffalo Bills, Nov 13, 2023
1 vs. New England Patriots, Dec 12, 2022
1 vs. Los Angeles Chargers, Nov 27, 2022
...10 more at 1.
- Forced Fumbles** 1 vs. New York Jets, Oct 08, 2023
- Fumble Recoveries** 1 vs. Seattle Seahawks, Jan 09, 2022
1 vs. Carolina Panthers, Nov 14, 2021
1 at Jacksonville Jaguars, Sep 26, 2021
- Tackles For Loss** 4 vs. Los Angeles Chargers, Oct 13, 2024
2 at Miami Dolphins, Sep 24, 2023
2 vs. Philadelphia Eagles, Oct 09, 2022
2 vs. San Francisco 49ers, Oct 10, 2021
1 vs. Las Vegas Raiders, Oct 06, 2024
...27 more at 1.
- Interceptions** 1 at Chicago Bears, Dec 05, 2021
- Interception Return Yards** 25 at Chicago Bears, Dec 05, 2021
- Safeties** 1 at Seattle Seahawks, Sep 08, 2024
- Longest Opp Fumble Return** 16 vs. Seattle Seahawks, Jan 09, 2022
10 vs. Carolina Panthers, Nov 14, 2021

SINGLE-GAME HIGHS - POSTSEASON: DEFENSIVE

- Total Tackles** 4 at Los Angeles Rams, Jan 17, 2022
- Solo Tackles** 1 at Los Angeles Rams, Jan 17, 2022





2023 GAME-BY-GAME REGULAR-SEASON STATISTICS (BRONCOS)

DATE	OPPONENT	P/S	TACKLES									INTERCEPTIONS					O. FUMB				ST					MISC			SCORE
			TK	S	A	SK	YDS	TFL	YDS	QBH	NO	YDS	LG	TD	PD	FF	FR	TD	YDS	TK	S	A	FF	FR	S	A	W/L		
09/10	Raiders	S	5	2	3	0.0	0.0	1	3	1	0	0	0	0	0	0	0	0	0	0	0	0	0	0	0	0	L	16-17	
09/17	Commanders	S	2	0	2	0.0	0.0	0	0	2	0	0	0	0	0	0	0	0	0	0	0	0	0	0	0	L	33-35		
09/24	at Dolphins	S	7	3	4	0.0	0.0	2	2	0	0	0	0	0	0	0	0	0	0	0	0	0	0	0	0	L	20-70		
10/01	at Bears	S	4	0	4	0.5	4.0	0	0	3	0	0	0	0	0	0	0	0	0	0	0	0	0	0	0	W	31-28		
10/08	Jets	S	5	4	1	1.0	12.0	1	1	2	0	0	0	0	0	1	0	0	0	0	0	0	0	0	0	L	21-31		
10/12	at Chiefs	S	4	2	2	1.0	11.0	1	11	1	0	0	0	0	0	0	0	0	0	0	0	0	0	0	0	L	8-19		
10/22	Packers	S	4	3	1	0.0	0.0	0	0	1	0	0	0	0	0	0	0	0	0	0	0	0	0	0	0	W	19-17		
10/29	Chiefs	S	4	3	1	0.5	3.5	1	3	1	0	0	0	0	0	0	0	0	0	0	0	0	0	0	0	W	24-9		
11/13	at Bills	S	1	1	0	0.0	0.0	0	0	2	0	0	0	0	1	0	0	0	0	0	0	0	0	0	0	W	24-22		
11/19	Vikings	S	5	3	2	0.0	0.0	1	0	2	0	0	0	0	0	0	0	0	0	0	0	0	0	0	0	W	21-20		
11/26	Browns	S	1	0	1	0.5	2.5	0	0	1	0	0	0	0	0	0	0	0	0	0	0	0	0	0	0	W	29-12		
12/03	at Texans	S	6	2	4	0.5	1.5	0	0	1	0	0	0	0	0	0	0	0	0	0	0	0	0	0	0	L	17-22		
12/10	at Chargers	S	1	1	0	1.0	10.0	1	10	3	0	0	0	0	0	0	0	0	0	0	0	0	0	0	0	W	24-7		
12/16	at Lions	S	0	0	0	0.0	0.0	0	0	1	0	0	0	0	0	0	0	0	0	0	0	0	0	0	0	L	17-42		
12/24	Patriots	S	3	1	2	0.0	0.0	0	0	1	0	0	0	0	0	0	0	0	0	0	0	0	0	0	0	L	23-26		
12/31	Chargers	S	2	1	1	0.0	0.0	0	0	1	0	0	0	0	0	0	0	0	0	0	0	0	0	0	0	W	16-9		
01/07	at Raiders	S	6	1	5	0.0	0.0	0	0	1	0	0	0	0	0	0	0	0	0	0	0	0	0	0	0	L	14-27		
2023 TOTALS		17-17	60	27	33	5.0	44.5	8	30	24	0	0	0	0	1	1	0	0	0	0	0	0	0	0	0	0	8-9		


2024 GAME-BY-GAME REGULAR-SEASON STATISTICS (BRONCOS)

DATE	OPPONENT	P/S	TACKLES									INTERCEPTIONS					O. FUMB				ST					MISC			SCORE
			TK	S	A	SK	YDS	TFL	YDS	QBH	NO	YDS	LG	TD	PD	FF	FR	TD	YDS	TK	S	A	FF	FR	S	A	W/L		
09/08	at Seahawks	S	2	1	1	0.0	0.0	1	1	1	0	0	0	0	0	0	0	0	0	0	0	0	0	0	0	L	20-26		
09/15	Steelers	S	4	2	2	1.0	1.0	1	1	4	0	0	0	0	0	0	0	0	0	0	0	0	0	0	0	L	6-13		
09/22	at Buccaneers	S	3	1	2	1.0	1.0	1	1	2	0	0	0	0	0	0	0	0	0	0	0	0	0	0	0	W	26-7		
09/29	at Jets	S	5	4	1	0.0	0.0	1	1	3	0	0	0	0	0	0	0	0	0	0	0	0	0	0	0	W	10-9		
10/06	Raiders	S	7	5	2	1.0	7.0	1	7	2	0	0	0	0	0	0	0	0	0	0	0	0	0	0	0	W	34-18		
10/13	Chargers	S	8	5	3	0.5	3.5	4	9	1	0	0	0	0	0	0	0	0	0	0	0	0	0	0	0	L	16-23		
2024 TOTALS		6-6	29	18	11	3.5	12.5	9	20	13	0	0	0	0	0	0	0	0	0	0	0	0	0	0	0	3-3			

2021 GAME-BY-GAME POSTSEASON STATISTICS (CARDINALS)

DATE	OPPONENT	P/S	TACKLES									INTERCEPTIONS					O. FUMB				ST					MISC			SCORE
			TK	S	A	SK	YDS	TFL	YDS	QBH	NO	YDS	LG	TD	PD	FF	FR	TD	YDS	TK	S	A	FF	FR	S	A	W/L		
01/17	at Rams	S	4	1	3	0.0	0.0	0	0	0	0	0	0	0	0	0	0	0	0	0	0	0	0	0	0	L	11-34		
2021 TOTALS		1-1	4	1	3	0.0	0.0	0	0	0	0	0	0	0	0	0	0	0	0	0	0	0	0	0	0	0-1			





56 ILB



**LEVELLE
BAILEY**

HEIGHT/WEIGHT: 6-2 / 225

COLLEGE: Fresno State

BIRTHDAY: Dec. 4, 2000

BORN: Sacramento, Calif.

NFL EXPERIENCE: R

BRONCOS EXPERIENCE: R

GP/GS: 3/0

ACQUIRED: CFA-'24

Levelle Bailey is a rookie inside linebacker from Fresno State University (2019-23) who started 40-of-49 games played and tallied 242 tackles (137 solo), seven sacks (41 yds.), six interceptions (77 yds.), 22 passes defended, four forced fumbles and three fumble recoveries... Earned second-team All-Mountain West honors in 2023 after starting all 13 games and producing 82 tackles (46 solo), 2.5 sacks (18 yds.), two forced fumbles, three interceptions (41 yds.) and five passes defended... Named All-Mountain West honorable mention after starting all 14 games in 2022, finishing with a team-high 88 tackles (54 solo), one forced fumble and seven passes defended... Started 12-of-13 games played in 2021 and earned All-Mountain West honorable mention accolades after recording 56 tackles (33 solo), 3.5 sacks (18 solo), two interceptions (27 yds.), eight passes defended, one forced fumble and two fumble recoveries... Played 12 games (5 starts) in 2019, registering 30 tackles (13 solo), one sack (5 yds.), one interception (9 yds.), three passes defended and one fumble recovery... Attended Burbank (Calif.) High School and earned first-team All-City honors... Named second-team All-State in 2018 after totaling 81 tackles, one blocked punt, one forced fumble, six interceptions and seven tackles for loss... Also played basketball, earning first-team All-City honors... Levelle (pronounced: la-VELL) Bailey was born Dec. 4, 2000.

Transactions

Signed by Denver as a college free agent 5/10/24.

Levelle Bailey's NFL Regular Season Defensive Statistics

DATE	TEAM	GP	GS	TACKLES							INTERCEPTIONS					O. FUMB				ST				MISC											
				TK	S	A	TFL	YDS	SK	YDS	QBH	NO	YDS	LG	TD	PD	FF	FR	TD	YDS	TK	S	A	FF	FR	S	A								
2024	Broncos	3	0	0	0	0	0	0	0	0.0	0.0	0	0	0	0	0	0	0	0	0	0	0	0	0	0	0	0	0	0	0	0	0	0	0	0
NFL TOTALS		3	0	0	0	0	0	0	0	0.0	0.0	0	0	0	0	0	0	0	0	0	0	0	0	0	0	0	0	0	0	0	0	0	0	0	

SINGLE-GAME HIGHS: DEFENSIVE

Special Teams Tackles

1 at New York Jets, Sep 29, 2024






2024 GAME-BY-GAME REGULAR-SEASON STATISTICS (BRONCOS)

DATE	OPPONENT	P/S	TACKLES							INTERCEPTIONS					O. FUMB				ST				MISC			SCORE					
			TK	S	A	SK	YDS	TFL	YDS	QBH	NO	YDS	LG	TD	PD	FF	FR	TD	YDS	TK	S	A	FF	FR	S		A	W/L			
09/08	at Seahawks									PRACTICE SQUAD												L	20-26								
09/15	Steelers									PRACTICE SQUAD												L	6-13								
09/22	at Buccaneers									PRACTICE SQUAD												W	26-7								
09/29	at Jets									PRACTICE SQUAD												W	10-9								
10/06	Raiders									PRACTICE SQUAD												W	34-18								
10/13	Chargers	P	0	0	0	0	0	0	0	0	0	0	0	0	0	0	0	0	0	0	0	0	0	0	0	0	0	0	0	L	16-23
2024 TOTALS		1-0	0	0	0	0	0	0	0	0	0	0	0	0	0	0	0	0	0	0	0	0	0	0	0	3-3					





55 ILB



CODY
BARTON

HEIGHT/WEIGHT: 6-2 / 237

COLLEGE: Utah

BIRTHDAY: Nov. 13, 1996

BORN: Salt Lake City

NFL EXPERIENCE: 6th YR

BRONCOS EXPERIENCE: 1st YR

GP/GS: 84/32

ACQUIRED: UFA (Was.)-'24

AT A GLANCE

- A sixth-year inside linebacker who has appeared in 84 games (32 starts) with Seattle (2019-22), Washington (2023) and Denver (2024), tallying 352 tackles (195 solo), two sacks (8 yds.), three interceptions (63 yds.), nine passes defended, two forced fumbles and two fumble recoveries.
- Appeared in four postseason games (3 starts) with Seattle (2019-20, '22), combining for 17 tackles (8 solo), one sack (1 yd.) and three passes defended.
- Started all 13 games played in 2023 in Washington, totaling 121 tackles (67 solo), one interception (52 yds.), one pass defended and one fumble recovery.
- Started 11-of-17 games in his final season in Seattle in 2022, recording career highs with 133 tackles (81 solo), two sacks (8 yds.), two interceptions (11 yds.) and six passes defended.
- Played in 16 games (2 starts) in 2019 after being drafted in the third round (88th overall) by Seattle, totaling 17 tackles (5 solo), one pass defended and one fumble recovery.
- Totaled 234 tackles (131 solo), nine sacks (53 yds.), one interception (7 yds.), 11 passes defended, one forced fumble and three fumble recoveries in 50 games (23 starts) at the University of Utah (2015-18).
- Earned honorable mention All-Pac 12 in 2018 after starting all 14 games and leading the team with 116 tackles (68 solo) along with four sacks (24 yds.), one interception (7 yds.), seven passes defended and one forced fumble.
- Selected by the Seahawks in the third round (88th overall) of the 2019 NFL Draft.
- Signed by the Broncos as an unrestricted free agent on March 18, 2024.

2024: Barton has appeared in six games for the Broncos (3 starts), totaling 37 tackles (17 solo)... Made his Broncos debut and tallied two tackles including a TFL at Sea. (9/8)... Recorded six tackles (3 solo) vs. Pit. (9/15)... Made his first start for the Broncos and led the team with 10 tackles (4 solo) at NYJ... Marked his first double-digit tackle performance for Denver... Tallied seven solo tackles vs. L.V. (10/6)... Recorded eight tackles (1 solo) vs. LAC (10/13).

2023: Barton started all 13 games played in his lone season in Washington, totaling 121 tackles (67 solo), one interception (52 yds.), one pass defended and one fumble recovery... Made five tackles (3 solo) in his Commanders debut vs. Ari. (9/10)... Recovered one fumble and notched 10 tackles (4 solo) at Den. (9/17)... Tallied 13 tackles (7 solo) vs. Buf. (9/24)... Recorded a career-high 15 tackles (5 solo) and one tackle for loss at Atl. (10/15)... Made 11 tackles (5 solo) vs. Mia. (12/3) to start a streak of four consecutive games with double-digit tackles... Logged 13 tackles (5 solo) at LAR (12/17)... Intercepted one pass and returned it 52 yards along with making 10 tackles (7 solo) at NYJ (12/24)... Posted 12 tackles (9 solo) vs. S.F. (12/31).

2022: Barton started 11-of-17 games in his final season in Seattle, recording career highs with 133 tackles (81 solo), two sacks (8 yds.), two interceptions (11 yds.) and six passes defended... Recorded his first career sack along with 10 tackles (8 solo) in the season opener vs. Den. (9/12)... Posted his second-consecutive double-digit tackle game at S.F. (9/18), finishing with 11 tackles (4 solo)... Broke up one pass and made seven tackles (4 solo) at Det. (10/2)... Logged 12 tackles (7 solo) at N.O. (10/9)... Finished with five tackles (3 solo) and one pass defended vs. NYG (10/30)... Recorded his first career interception—returning it one yard—in addition to registering nine tackles (7 solo) at T.B. (11/13)... Made eight tackles and broke up one pass vs. L.V. (11/27)... Returned an interception 10 yards and also recorded seven tackles (4 solo) at LAR (12/4)... Registered a season-high 14 tackles (6 solo) vs. Car. (12/11)... Made 10 tackles (6 solo) vs. S.F. (12/15)... Logged one pass defended and seven tackles (6 solo) vs. LAR (1/8)... Started the NFC Wild Card Game at S.F. (1/14), totaling nine tackles (4 solo) and one pass defended.

2021: Barton registered 25 tackles (14 solo) and one pass defended in 16 games (1 start)... Notched five tackles (1 solo) and one quarterback hit at Min. (9/26)... Broke up one pass and made seven tackles (5 solo) vs. Det. (1/2)... Registered a season-high 11 tackles (7 solo) in the season finale at Ari. (1/9).

2020: Barton appeared in 16 games (2 starts) and made 19 tackles (11 solo) in addition to forcing two fumbles... Tallied 14 tackles (9 solo) in his second start of the season vs. Min. (10/11)... Appeared in the NFC Wild Card Game vs. LAR (1/9).

2019: Barton played in 16 games (2 starts) after being drafted in the third round (88th overall) by Seattle, totaling 17 tackles





(5 solo), one pass defensed and one fumble recovery... Also made six special-teams tackles on 315 special-teams snaps... Started two games in the postseason, combining for eight tackles (4 solo), one sack (1 yd.) and two passes defensed... Made his NFL debut in Week 1 vs. Cin. (9/8)... Recorded his first career defensive tackle at Atl. (10/27)... Broke up one pass and made four tackles (1 solo) in his first career start at LAR (12/8)... Recorded his first career double-digit tackle performance in his second consecutive start at Car. (12/15), finishing with 10 tackles (3 solo)... Produced five tackles (4 solo), one sack (1 yds.) and broke up two passes in his first career postseason game in the NFC Wild Card Round at Phi. (1/5)... Also assisted one three tackles in the NFC Divisional Round at G.B. (1/12).

COLLEGE: Barton was a four-year letterman at the University of Utah (2015-18), where he played in 50 games (23 starts)... Totaled 234 tackles (131 solo), nine sacks (53 yds.), one interception (7 yds.), 11 passes defensed, one forced fumble and three fumble recoveries... Earned honorable mention All-Pac 12 in 2018 after starting all 14 games and leading the team with 116 tackles (68 solo) along with four sacks (24 yds.), one interception (7 yds.), seven passes defensed and one forced fumble... Started 4-of-13 games played in 2017, where he totaled 45 tackles (23 solo), four sacks (27 yds.), one pass defensed and three fumble recoveries... Finished the 2016 season with 66 tackles (37 solo), one sack (2 yds.) and three passes defensed in 11 games (5 starts).

PERSONAL: Barton attended Brighton High School in Cottonwood Heights, Utah, where he was named first-team all-state during his senior season as a defensive back by the Salt Lake Tribune and Deseret News... As a senior, totaled 72 tackles and three interceptions while also catching 27 passes for 334 yards with two scores... Cody Barton was born on Nov. 13, 1996 in Salt Lake City.

Transactions

Signed by Seattle as a draft choice 6/10/19; Signed by Washington 3/13/23; Signed by Denver 3/18/24.

REGULAR SEASON COMPARISON: DEFENSIVE - NEW ORLEANS SAINTS

DATE	OPP	W/L	GP/GS	TACKLES						MISC						
				TOT	SOLO	ASST	SACK	YDS.	INT	TFL	PD	QBH	TD	FF	FR	
9/22/19	SEA vs. NO	L	P	0	0	0	0.0	0.0	0	0	0	0	0	0	0	0
10/25/19	SEA vs. NO	L	P	0	0	0	0.0	0.0	0	0	0	0	0	0	0	0
10/9/20	SEA @ NO	L	S	12	7	5	0.0	0.0	0	0	0	0	0	0	0	0
TOTALS		0/3	3/1	12	7	5	0.0	0.0	0	0	0	0	0	0	0	0

Cody Barton's NFL Regular Season Defensive Statistics

DATE	TEAM	GP	GS	TACKLES						INTERCEPTIONS						O. FUMB				ST				MISC			
				TK	S	A	TFL	YDS	SK	YDS	QBH	NO	YDS	LG	TD	PD	FF	FR	TD	YDS	TK	S	A	FF	FR	S	A
2019	Seahawks	16	2	17	5	12	0	0.0	0.0	0.0	1	0	0	0	0	1	0	0	0	0	6	4	2	0	1	0	0
2020	Seahawks	16	2	19	11	8	0	0.0	0.0	0.0	0	0	0	0	0	0	0	0	0	0	16	13	3	2	0	0	0
2021	Seahawks	16	1	25	14	11	1	0.0	0.0	0.0	2	0	0	0	0	1	0	0	0	0	12	9	3	0	0	0	0
2022	Seahawks	17	11	133	81	52	4	12.0	8.0	2	2	11	10	0	6	0	0	0	0	0	3	3	0	0	0	0	0
2023	Commanders	13	13	121	67	54	3	7.0	0.0	0.0	2	1	52	52	0	1	0	1	0	0	5	0	0	0	0	0	0
2024	Broncos	6	3	37	17	20	1	4.0	0.0	0.0	0	0	0	0	0	0	0	0	0	0	1	0	1	0	0	0	0
NFL TOTALS		84	32	352	195	157	9	23.0	8.0	7	3	63	52	0	9	0	1	0	0	5	38	29	9	2	1	0	0





Cody Barton's NFL Postseason Defensive Statistics

DATE	TEAM	GP	GS	TACKLES							INTERCEPTIONS					O. FUMB			ST				MISC							
				TK	S	A	TFL	YDS	SK	YDS	QBH	NO	YDS	LG	TD	PD	FF	FR	TD	YDS	TK	S	A	FF	FR	S	A			
2019	Seahawks	2	2	8	4	4	1	1	1.0	1.0	1	0	0	0	0	2	0	0	0	0	0	0	0	0	0	0	0	0	0	0
2020	Seahawks	1	0	0	0	0	0	0	0.0	0.0	0	0	0	0	0	0	0	0	0	0	0	0	0	0	0	0	0	0	0	0
2022	Seahawks	1	1	9	4	5	1	1	0.0	0.0	0	0	0	0	0	1	0	0	0	0	0	0	0	0	0	0	0	0	0	0
NFL TOTALS		4	3	17	8	9	2	2	1.0	1.0	1	0	0	0	0	3	0	0	0	0	0	1	1	0	0	0	0	0	0	0

SINGLE-GAME HIGHS: DEFENSIVE

Total Tackles

15 at Atlanta Falcons, Oct 15, 2023
 14 vs. Carolina Panthers, Dec 11, 2022
 14 vs. Minnesota Vikings, Oct 11, 2020
 13 at Los Angeles Rams, Dec 17, 2023
 13 vs. Buffalo Bills, Sep 24, 2023

Solo Tackles

9 vs. San Francisco 49ers, Dec 31, 2023
 9 vs. Minnesota Vikings, Oct 11, 2020
 8 at Philadelphia Eagles, Oct 01, 2023
 8 vs. Las Vegas Raiders, Nov 27, 2022
 ...1 more at 8.

Sacks

1.0 vs. New York Giants, Oct 30, 2022
 1.0 vs. Denver Broncos, Sep 12, 2022

Passes Defensed

1 vs. Los Angeles Rams, Jan 08, 2023
 1 at Los Angeles Rams, Dec 04, 2022
 1 vs. Las Vegas Raiders, Nov 27, 2022
 ...5 more at 1.

Tackles For Loss

2 vs. Denver Broncos, Sep 12, 2022
 1 at Seattle Seahawks, Sep 08, 2024
 1 vs. San Francisco 49ers, Dec 31, 2023
 1 at Dallas Cowboys, Nov 23, 2023
 ...4 more at 1.

Interceptions

1 at Los Angeles Rams, Dec 04, 2022
 1 at Tampa Bay Buccaneers, Nov 13, 2022

Special Teams Tackles

3 at San Francisco 49ers, Jan 03, 2021
 2 vs. Chicago Bears, Dec 26, 2021
 2 at Pittsburgh Steelers, Oct 17, 2021
 2 at San Francisco 49ers, Oct 03, 2021
 ...5 more at 2.

Special Teams Forced Fumbles

1 vs. Los Angeles Rams, Dec 27, 2020
 1 vs. San Francisco 49ers, Nov 01, 2020

Special Teams Fumble Recoveries

1 vs. New Orleans Saints, Sep 22, 2019

SINGLE-GAME HIGHS - POSTSEASON: DEFENSIVE

Total Tackles

9 at San Francisco 49ers, Jan 14, 2023
 5 at Philadelphia Eagles, Jan 05, 2020
 3 at Green Bay Packers, Jan 12, 2020

Solo Tackles

4 at San Francisco 49ers, Jan 14, 2023
 4 at Philadelphia Eagles, Jan 05, 2020

Sacks

1.0 at Philadelphia Eagles, Jan 05, 2020

Passes Defensed

2 at Philadelphia Eagles, Jan 05, 2020
 1 at San Francisco 49ers, Jan 14, 2023

Tackles For Loss

1 at San Francisco 49ers, Jan 14, 2023
 1 at Philadelphia Eagles, Jan 05, 2020

Special Teams Tackles

1 vs. Los Angeles Rams, Jan 09, 2021





2023 GAME-BY-GAME REGULAR-SEASON STATISTICS (COMMANDERS)

DATE	OPPONENT	P/S	TACKLES							INTERCEPTIONS					O. FUMB				ST					MISC			SCORE	
			TK	S	A	SK	YDS	TFL	YDS	QBH	NO	YDS	LG	TD	PD	FF	FR	TD	YDS	TK	S	A	FF	FR	S	A		W/L
09/10	Cardinals	S	5	3	2	0	0	0	0	0	0	0	0	0	0	0	0	0	0	0	0	0	0	0	0	0	W	20-16
09/17	at Broncos	S	10	4	6	0	0	0	0	0	2	0	0	0	0	0	0	0	1	0	5	0	0	0	0	0	W	35-33
09/24	Bills	S	13	7	6	0	0	0	0	0	0	0	0	0	0	0	0	0	0	0	0	0	0	0	0	L	3-37	
10/01	at Eagles	S	9	8	1	0	0	0	0	0	0	0	0	0	0	0	0	0	0	0	0	0	0	0	0	L	31-34 +	
10/05	Bears	S	8	5	3	0	0	0	0	0	0	0	0	0	0	0	0	0	0	0	0	0	0	0	0	L	20-40	
10/15	at Falcons	S	15	5	10	0	0	0	0	1	0	0	0	0	0	0	0	0	0	0	0	0	0	0	0	W	24-16	
10/22	at Giants	S	1	1	0	0	0	0	0	0	0	0	0	0	0	0	0	0	0	0	0	0	0	0	0	L	7-14	
10/29	Eagles																									L	31-38	
11/05	at Patriots																									W	20-17	
11/12	at Seahawks																									L	26-29	
11/19	Giants																									L	19-31	
11/23	at Cowboys	S	6	4	2	0	0	0	1	5	0	0	0	0	0	0	0	0	0	0	0	0	0	0	0	L	10-45	
12/03	Dolphins	S	11	5	6	0	0	0	0	0	0	0	0	0	0	0	0	0	0	0	0	0	0	0	0	L	15-45	
12/17	at Rams	S	13	5	8	0	0	0	0	0	0	0	0	0	0	0	0	0	0	0	0	0	0	0	0	L	20-28	
12/24	at Jets	S	10	7	3	0	0	0	0	0	0	1	52	52	0	1	0	0	0	0	0	0	0	0	0	L	28-30	
12/31	49ers	S	12	9	3	0	0	0	1	2	0	0	0	0	0	0	0	0	0	0	0	0	0	0	0	L	10-27	
01/07	Cowboys	S	8	4	4	0	0	0	0	0	0	0	0	0	0	0	0	0	0	0	0	0	0	0	0	L	10-38	
2023 TOTALS		13-13	121	67	54	0.0	0.0	3	7	2	1	52	52	0	1	0	1	0	5	0	0	0	0	0	0	0	4-13	

+ - Overtime

2024 GAME-BY-GAME REGULAR-SEASON STATISTICS (BRONCOS)

DATE	OPPONENT	P/S	TACKLES							INTERCEPTIONS					O. FUMB				ST					MISC			SCORE		
			TK	S	A	SK	YDS	TFL	YDS	QBH	NO	YDS	LG	TD	PD	FF	FR	TD	YDS	TK	S	A	FF	FR	S	A		W/L	
09/08	at Seahawks	P	2	2	0	0	0	0	1	4	0	0	0	0	0	0	0	0	0	0	0	0	0	0	0	0	L	20-26	
09/15	Steelers	P	6	3	3	0	0	0	0	0	0	0	0	0	0	0	0	0	0	0	0	0	1	0	1	0	0	L	6-13
09/22	at Buccaneers	P	4	0	4	0	0	0	0	0	0	0	0	0	0	0	0	0	0	0	0	0	0	0	0	0	W	26-7	
09/29	at Jets	S	10	4	6	0	0	0	0	0	0	0	0	0	0	0	0	0	0	0	0	0	0	0	0	0	W	10-9	
10/06	Raiders	S	7	7	0	0	0	0	0	0	0	0	0	0	0	0	0	0	0	0	0	0	0	0	0	0	W	34-18	
10/13	Chargers	S	8	1	7	0	0	0	0	0	0	0	0	0	0	0	0	0	0	0	0	0	0	0	0	L	16-23		
2024 TOTALS		6-3	37	17	20	0.0	0.0	1	4	0	0	0	0	0	0	0	0	0	0	0	0	0	1	0	1	0	0	0	3-3

2019 GAME-BY-GAME POSTSEASON STATISTICS (SEAHAWKS)

DATE	OPPONENT	P/S	TACKLES							INTERCEPTIONS					O. FUMB				ST					MISC			SCORE	
			TK	S	A	SK	YDS	TFL	YDS	QBH	NO	YDS	LG	TD	PD	FF	FR	TD	YDS	TK	S	A	FF	FR	S	A		W/L
01/05	at Eagles	S	5	4	1	1	0	1	1	1	0	0	0	0	2	0	0	0	0	0	0	0	0	0	0	0	W	17-9
01/12	at Packers	S	3	0	3	0	0	0	0	0	0	0	0	0	0	0	0	0	0	0	0	0	0	0	0	0	L	23-28
2019 TOTALS		2-2	8	4	4	1.0	1.0	1	1	1	0	0	0	0	2	0	0	0	0	0	0	0	0	0	0	0	1-1	

2020 GAME-BY-GAME POSTSEASON STATISTICS (SEAHAWKS)

DATE	OPPONENT	P/S	TACKLES							INTERCEPTIONS					O. FUMB				ST					MISC			SCORE	
			TK	S	A	SK	YDS	TFL	YDS	QBH	NO	YDS	LG	TD	PD	FF	FR	TD	YDS	TK	S	A	FF	FR	S	A		W/L
01/09	Rams	P	0	0	0	0	0	0	0	0	0	0	0	0	0	0	0	0	0	0	0	0	0	0	0	0	L	20-30
2020 TOTALS		1-0	0	0	0	0.0	0.0	0	0	0	0	0	0	0	0	0	0	0	0	0	0	0	0	0	0	0	0-1	





2022 GAME-BY-GAME POSTSEASON STATISTICS (SEAHAWKS)

DATE	OPPONENT	P/S	TACKLES							INTERCEPTIONS					O. FUMB				ST				MISC			SCORE			
			TK	S	A	SK	YDS	TFL	YDS	QBH	NO	YDS	LG	TD	PD	FF	FR	TD	YDS	TK	S	A	FF	FR	S		A	W/L	
01/14	at 49ers	S	9	4	5	0.0	0.0	1	1	0	0	0	0	0	1	0	0	0	0	0	0	0	0	0	0	0	0	L	23-41
2022 TOTALS		1-1	9	4	5	0.0	0.0	1	1	0	0	0	0	0	1	0	0	0	0	0	0	0	0	0	0	0	0	0-1	





72 T



GARETT BOLLES

HEIGHT/WEIGHT: 6-5 / 300

COLLEGE: Utah

BIRTHDAY: May. 27, 1992

BORN: Walnut Creek, Calif.

NFL EXPERIENCE: 8th YR

BRONCOS EXPERIENCE: 8th YR

GP/GS: 105/105

ACQUIRED: D1-'17

AT A GLANCE

- An eighth-year left tackle who has started all 105 games played with Denver (2017-24) at left tackle.
- Garnered his first career All-Pro selection and was named to the Associated Press' All-Pro second team in 2020.
- Earned PFWA All-Rookie honors in 2017 after becoming the fifth rookie to start every game at left tackle in Broncos history since starting lineups were tracked beginning in 1968.
- Became the first Bronco in team history to reach 100 career starts at left tackle.
- Started all 13 games played at left tackle in his only season at the University of Utah in 2016 after beginning his collegiate career at Snow College.
- Named first-team All-Pac 12 Conference after playing 891 snaps for the Utes during his junior season in 2016.
- Selected by the Broncos in the first round (20th overall) of the 2017 NFL Draft.

BOLLES' TROPHY CASE

All-Pro (second-team)	2020
-----------------------	------

2024: Bolles made his 100th career start at left tackle for the Broncos in the Week 1 matchup at Sea. (9/8)... He is the first player in team history to reach 100 career starts at left tackle and the sixth tackle in team history to reach the century mark.

2023: Bolles started all 17 games at left tackle for Denver, seeing action in every single offensive snap during the season with 1,072 snaps.

2022: Bolles played in 325 offensive snaps in the first five games of the season before being placed on injured reserve (leg) on Oct. 10 for the remainder of the year.

2021: Bolles logged the second-most offensive snaps among Broncos offensive linemen, playing 870 snaps while starting all 14 games he appeared in... Missed Weeks 9-10 and Week 12 due to injury.

2020: Bolles started all 15 games he appeared in, missing only Week 14 at Car. (12/13) due to an illness... Garnered his first career All-Pro selection and was named to the Associated Press' All-Pro second team... Participated in 94.3 percent (1,015-of-1,076) of the offensive snaps.

2019: Bolles started at left tackle in all 16 contests played for the third consecutive season... Participated in all of Denver's offensive snaps (1,025).

2018: Bolles opened all 16 games at left tackle for the second consecutive season... Was the only Broncos offensive lineman to start every game... Helped Denver's offense achieve the second-highest rushing average (4.85) in team history.

2017: Bolles opened all 16 games at left tackle to represent the fifth time in team history a rookie left tackle started every game since starting lineups were tracked beginning in 1968... Earned all-rookie honors from the PFWA... Was the sixth rookie to open the season at left tackle for the Broncos in Week 1 (vs. LAC).

COLLEGE: Bolles earned All-Pac 12 Conference first team honors in his only season with the University of Utah after opening all 13 games played (891 total snaps) at left tackle... Began his collegiate career at Snow College in Ephraim, Utah... Contributed to the Utes averaging close to 30 points per game and helped Utah's rushing offense rank third in the Pac-12 with 214.0 rushing yards per game... Earned NJCAA first-team All-American honors following his sophomore season at Snow College... Named the 2015 Western State Football League Offensive Player of the Year in addition to picking up All-WSFL first team honors... Helped Snow College finish No. 2 in the NJCAA rankings after winning the WSFL championship and Salt City Bowl.

PERSONAL: Bolles played on the offensive and defensive lines at Westlake (Utah) High School... Also competed in lacrosse... Lists Greg and Emily Freeman as guardians after moving in with the Freeman family during high school... Garrett Bolles (pronounced: BOWLS) was born on May 27, 1992, in Walnut Creek, Calif.





BRONCOS LEFT TACKLES TO START EVERY GAME AS A ROOKIE (SINCE 1968)

Year	Player
1974	Claudie Minor
1979	Dave Studdard
1992	Russell Freeman
2008	Ryan Clady
2017	Garett Bolles

Transactions

Signed by Denver as a draft choice 5/11/17; Re-signed by Denver 11/28/20.

Garett Bolles' NFL Regular Season Statistics

DATE	TEAM	GP	GS
2017	Broncos	16	16
2018	Broncos	16	16
2019	Broncos	16	16
2020	Broncos	15	15
2021	Broncos	14	14
2022	Broncos	5	5
2023	Broncos	17	17
2024	Broncos	6	6
NFL TOTALS		105	105

2017 GAME-BY-GAME REGULAR-SEASON STATISTICS (BRONCOS)

DATE	OPPONENT	P/S	W/L	SCORE
09/11	Chargers	S	W	24-21
09/17	Cowboys	S	W	42-17
09/24	at Bills	S	L	16-26
10/01	Raiders	S	W	16-10
10/15	Giants	S	L	10-23
10/22	at Chargers	S	L	0-21
10/30	at Chiefs	S	L	19-29
11/05	at Eagles	S	L	23-51
11/12	Patriots	S	L	16-41
11/19	Bengals	S	L	17-20
11/26	at Raiders	S	L	14-21
12/03	at Dolphins	S	L	9-35
12/10	Jets	S	W	23-0
12/14	at Colts	S	W	25-13
12/24	at Redskins	S	L	11-27
12/31	Chiefs	S	L	24-27
2017 TOTALS			16-16	5-11





2018 GAME-BY-GAME REGULAR-SEASON STATISTICS (BRONCOS)

DATE	OPPONENT	P/S	W/L	SCORE
09/09	Seahawks	S	W	27-24
09/16	Raiders	S	W	20-19
09/23	at Ravens	S	L	14-27
10/01	Chiefs	S	L	23-27
10/07	at Jets	S	L	16-34
10/14	Rams	S	L	20-23
10/18	at Cardinals	S	W	45-10
10/28	at Chiefs	S	L	23-30
11/04	Texans	S	L	17-19
11/18	at Chargers	S	W	23-22
11/25	Steelers	S	W	24-17
12/02	at Bengals	S	W	24-10
12/09	at 49ers	S	L	14-20
12/15	Browns	S	L	16-17
12/24	at Raiders	S	L	14-27
12/30	Chargers	S	L	9-23
2018 TOTALS		16-16	6-10	

2019 GAME-BY-GAME REGULAR-SEASON STATISTICS (BRONCOS)

DATE	OPPONENT	P/S	W/L	SCORE
09/09	at Raiders	S	L	16-24
09/15	Bears	S	L	14-16
09/22	at Packers	S	L	16-27
09/29	Jaguars	S	L	24-26
10/06	at Chargers	S	W	20-13
10/13	Titans	S	W	16-0
10/17	Chiefs	S	L	6-30
10/27	at Colts	S	L	13-15
11/03	Browns	S	W	24-19
11/17	at Vikings	S	L	23-27
11/24	at Bills	S	L	3-20
12/01	Chargers	S	W	23-20
12/08	at Texans	S	W	38-24
12/15	at Chiefs	S	L	3-23
12/22	Lions	S	W	27-17
12/29	Raiders	S	W	16-15
2019 TOTALS		16-16	7-9	





2020 GAME-BY-GAME REGULAR-SEASON STATISTICS (BRONCOS)

DATE	OPPONENT	P/S		W/L	SCORE
09/14	Titans	S		L	14-16
09/20	at Steelers	S		L	21-26
09/27	Buccaneers	S		L	10-28
10/01	at Jets	S		W	37-28
10/18	at Patriots	S		W	18-12
10/25	Chiefs	S		L	16-43
11/01	Chargers	S		W	31-30
11/08	at Falcons	S		L	27-34
11/15	at Raiders	S		L	12-37
11/22	Dolphins	S		W	20-13
11/29	Saints	S		L	3-31
12/06	at Chiefs	S		L	16-22
12/13	at Panthers		ON INACTIVE LIST	W	32-27
12/19	Bills	S		L	19-48
12/27	at Chargers	S		L	16-19
01/03	Raiders	S		L	31-32
2020 TOTALS		15-15		5-11	

2021 GAME-BY-GAME REGULAR-SEASON STATISTICS (BRONCOS)

DATE	OPPONENT	P/S		W/L	SCORE
09/12	at Giants	S		W	27-13
09/19	at Jaguars	S		W	23-13
09/26	Jets	S		W	26-0
10/03	Ravens	S		L	7-23
10/10	at Steelers	S		L	19-27
10/17	Raiders	S		L	24-34
10/21	at Browns	S		L	14-17
10/31	Football Team	S		W	17-10
11/07	at Cowboys		ON INACTIVE LIST	W	30-16
11/14	Eagles		ON INACTIVE LIST	L	13-30
11/28	Chargers		RESERVE/COVID-19	W	28-13
12/05	at Chiefs		RESERVE/COVID-19	L	9-22
12/12	Lions		RESERVE/COVID-19	W	38-10
12/19	Bengals	S		L	10-15
12/26	at Raiders	S		L	13-17
01/02	at Chargers	S		L	13-34
01/08	Chiefs	S		L	24-28
2021 TOTALS		12-12		7-10	





2022 GAME-BY-GAME REGULAR-SEASON STATISTICS (BRONCOS)

DATE	OPPONENT	P/S		W/L	SCORE
09/12	at Seahawks	S		L	16-17
09/18	Texans	S		W	16-9
09/25	49ers	S		W	11-10
10/02	at Raiders	S		L	23-32
10/06	Colts	S		L	9-12+
10/17	at Chargers		DID NOT PLAY	L	16-19 +
10/23	Jets		INJURED RESERVE	L	9-16
10/30	at Jaguars		INJURED RESERVE	W	21-17
11/13	at Titans		INJURED RESERVE	L	10-17
11/20	Raiders		INJURED RESERVE	L	16-22 +
11/27	at Panthers		INJURED RESERVE	L	10-23
12/04	at Ravens		INJURED RESERVE	L	9-10
12/11	Chiefs		INJURED RESERVE	L	28-34
12/18	Cardinals		INJURED RESERVE	W	24-15
12/25	at Rams		INJURED RESERVE	L	14-51
01/01	at Chiefs		INJURED RESERVE	L	24-27
01/08	Chargers		INJURED RESERVE	W	31-28
2022 TOTALS		5-5		5-12	

+ - Overtime





15 OLB



NIK
BONITTO

HEIGHT/WEIGHT: 6-3 / 240

COLLEGE: Oklahoma

BIRTHDAY: Sep. 26, 1999

BORN: Fort Lauderdale, Fla.

NFL EXPERIENCE: 3rd YR

BRONCOS EXPERIENCE: 3rd YR

GP/GS: 36/9

ACQUIRED: D2-'22

AT A GLANCE

- A third-year outside linebacker who has appeared in 36 games (9 starts) for the Broncos from 2022-24, recording 55 tackles (37 solo), 13.5 sacks (95.0 yds.), three passes defended and two forced fumbles.
- Made 15 appearances (4 starts) in 2023, recording career highs in tackles (30), sacks (8), sack yards (57.5), passes defended (2) and also forced one fumble.
- Posted 13 tackles (5 solo), 1.5 sacks (13.5 yds.) and forced one fumble in his rookie year during the 2022 season.
- Appeared in 39 career games (30 starts) over four seasons at the University of Oklahoma from 2018-21.
- Totaled 117 tackles (68 solo), 18.5 sacks (119 yds.), one interception, seven passes defended, one forced fumble and three fumble recoveries during collegiate career.
- Finished his collegiate career ranked 13th in school history—and third among linebackers—in career sacks (18.5).
- Garnered numerous awards and distinctions following the 2021 season, including Pro Football Focus 2021 Big 12 Defensive Player of the Year, second-team All-Big 12 honors and semifinalist recognition for the Chuck Bednarik Award.
- Started all 12 games played in 2021, recording 39 tackles (23 solo), seven sacks (39 yds.), one pass defended, one forced fumble and three fumble recoveries.
- Registered 32 tackles (18 solo), eight sacks (44 yds.) and two passes defended in 10 games played (all starts) in 2020.
- Appeared in 14 games—starting the final eight—in 2019, posting 43 tackles (25 solo), 3.5 sacks (36 yds.), one interception and four passes defended.
- Played three games and tallied three tackles in 2018 before being redshirted.
- Attended St. Thomas Aquinas High School in Fort Lauderdale, Fla., where he recorded over 140 tackles during his high school career to go along with 17 sacks, two interceptions, two forced fumbles and three fumble recoveries.
- Selected by the Broncos in the second round (64th overall) of the 2022 NFL Draft.

2024: Bonitto has appeared in six games (4 starts) for the Broncos, tallying 12 tackles (9 solo), four sacks (24 yds.) and one pass defended... Made his first start of the season and logged two solo tackles and a PD, including sacking Buccaneers QB Baker Mayfield to force a turnover on downs in the fourth quarter at T.B. (9/22)... Recorded a sack for the second straight week when he dropped Jets QB Aaron Rodgers (10 yards) to force a punt at NYJ (9/29)... Tallied a sack in third consecutive week when dropped Raiders QB Gardner Minshew for six yards to force a Las Vegas punt vs. L.V. (10/6)... Sacked Chargers QB Justin Herbert (8 yards) vs. LAC (10/13), becoming the first Bronco to record at least one sack in four consecutive games since former Broncos OLB Von Miller (4 games) from 2019-21.

2023: Bonitto made 15 appearances (4 starts), recording career highs in tackles (30), sacks (8), sack yards (57.5), passes defended (2) and also forced one fumble... Recorded his first sack of the season vs. Was. (9/17), bringing down Commanders QB Sam Howell for an eight-yard loss... Made a career-high six tackles (4 solo) along with two tackles for loss and one quarterback hit at Mia. (9/24)... Set a career-high 2.5 sacks (25 yds.)—including a strip sack on Bears QB Justin Fields that was recovered by OLB Jonathon Cooper for a game-tying score—and made four tackles (3 solo) in the 21-point comeback win at Chi. (10/1)... His strip sack caused the first Broncos' scoop-and-score since S Kareem Jackson's score at Hou. (12/8) in 2019... Totaled 2.0 sacks (10 yds.) along with two solo tackles vs. NYJ (10/8)... Became the first Bronco since OLB Malik Reed in 2020 to record at least 2.0 sacks in back-to-back games... Picked up his first career pass defended while also registering four quarterback hurries in the win vs. K.C. (10/29)... Batted down one pass, notched 1.5 sacks (6.5 yds.) and also helped DE Zach Allen record a safety in the win vs. Cle. (11/26)... Sacked Raiders QB Aidan O'Connell for an eight-yard loss at L.V. (1/7).

2022: Bonitto appeared in 15 games (1 start) with the Broncos after being drafted in the second round (64th overall) of the 2022 NFL Draft, recording 13 tackles (5 solo), 1.5 sacks (13.5 yds.) and one forced fumble... Made his first career tackle in his NFL debut vs. S.F. (9/25)... Tallied his first career sack vs. NYJ (10/23), bringing down Jets QB Zach Wilson with the help of DL Mike Purcell... Tallied his first strip sack on Jaguars QB Trevor Lawrence and added two solo tackles at Jac. (10/30)... Made his first career start at K.C. (1/1).

COLLEGE: Bonitto totaled 117 tackles (68 solo), 18.5 sacks (119 yds.), one interception, seven passes defended, one forced





fumble and three fumble recoveries during his career at Oklahoma... Awarded All-Big 12 second team honors after starting all 12 games played in 2021, recording 39 tackles (23 solo) seven sacks (39 yds.), one pass defended, one forced fumble and three fumble recoveries... Was a PFF first team selection and was a second-team Associated Press All American as a junior when he registered 32 tackles (18 solo), eight sacks (44 yds.), and two passes defended in 10 games played (all starts)... Appeared in all 14 games as a sophomore, starting the final eight... Totaled 43 tackles (25 solo), 3.5 sacks (36 yds.), one interception and four passes defended.

PERSONAL: Bonitto attended St. Thomas Aquinas High School in Fort Lauderdale, Fla., where he recorded over 140 tackles during his high school career to go along with 17 sacks, two interceptions, two forced fumbles and three fumble recoveries... Touted as ESPN's No. 197 overall recruit in the country and the seventh ranked outside linebacker... Named an Under Armour All-American... Majored in communication at Oklahoma... Nik Bonitto (pronounced: bo-NEE-toe) was born on Sept. 26, 1999 in Fort Lauderdale, Fla.

Transactions

Signed by Denver as a draft choice 5/12/22.

Nik Bonitto's NFL Regular Season Defensive Statistics

DATE	TEAM	GP	TACKLES										INTERCEPTIONS					O. FUMB				ST				MISC			
			GS	TK	S	A	TFL	YDS	SK	YDS	QBH	NO	YDS	LG	TD	PD	FF	FR	TD	YDS	TK	S	A	FF	FR	S	A		
2022	Broncos	15	1	13	5	8	1	3	1.5	13.5	3	0	0	0	0	0	1	0	0	0	1	1	0	0	0	0	0		
2023	Broncos	15	4	30	23	7	13	49	8.0	57.5	20	0	0	0	0	2	1	0	0	0	0	0	0	0	0	0			
2024	Broncos	6	4	12	9	3	4	26	4.0	24.0	7	0	0	0	0	1	0	0	0	0	0	0	0	0	0	0			
NFL TOTALS		36	9	55	37	18	18	78	13.5	95.0	30	0	0	0	0	3	2	0	0	0	1	1	0	0	0	0			

SINGLE-GAME HIGHS: DEFENSIVE

- Total Tackles** 6 at Miami Dolphins, Sep 24, 2023
4 vs. Pittsburgh Steelers, Sep 15, 2024
4 at Chicago Bears, Oct 01, 2023
3 at New York Jets, Sep 29, 2024
3 at Kansas City Chiefs, Oct 12, 2023
- Solo Tackles** 4 at Miami Dolphins, Sep 24, 2023
3 vs. Pittsburgh Steelers, Sep 15, 2024
3 at Chicago Bears, Oct 01, 2023
2 at Tampa Bay Buccaneers, Sep 22, 2024
2 vs. Los Angeles Chargers, Dec 31, 2023
...5 more at 2.

- Sacks** 2.5 at Chicago Bears, Oct 01, 2023
2.0 vs. New York Jets, Oct 08, 2023
1.5 vs. Cleveland Browns, Nov 26, 2023
1.0 vs. Los Angeles Chargers, Oct 13, 2024
1.0 vs. Las Vegas Raiders, Oct 06, 2024
...5 more at 1.0.
- Tackles For Loss** 2 vs. New York Jets, Oct 08, 2023
2 at Chicago Bears, Oct 01, 2023
2 at Miami Dolphins, Sep 24, 2023
...1 more at 2.






2023 GAME-BY-GAME REGULAR-SEASON STATISTICS (BRONCOS)

DATE	OPPONENT	P/S	TACKLES						INTERCEPTIONS				O. FUMB				ST				MISC			SCORE				
			TK	S	A	SK	YDS	TFL	YDS	QBH	NO	YDS	LG	TD	PD	FF	FR	TD	YDS	TK	S	A	FF		FR	S	A	W/L
09/10	Raiders	P	1	1	0	0.0	0.0	0	0	0	0	0	0	0	0	0	0	0	0	0	0	0	0	0	0	0	L	16-17
09/17	Commanders	P	2	2	0	1.0	8.0	2	12	2	0	0	0	0	0	0	0	0	0	0	0	0	0	0	0	L	33-35	
09/24	at Dolphins	P	6	4	2	0.0	0.0	2	9	1	0	0	0	0	0	0	0	0	0	0	0	0	0	0	0	L	20-70	
10/01	at Bears	S	4	3	1	2.5	25.0	2	4	2	0	0	0	0	0	1	0	0	0	0	0	0	0	0	0	W	31-28	
10/08	Jets	S	2	2	0	2.0	10.0	2	10	2	0	0	0	0	0	0	0	0	0	0	0	0	0	0	0	L	21-31	
10/12	at Chiefs	P	3	2	1	0.0	0.0	1	0	2	0	0	0	0	0	0	0	0	0	0	0	0	0	0	0	L	8-19	
10/22	Packers	S	2	2	0	0.0	0.0	0	0	0	0	0	0	0	0	0	0	0	0	0	0	0	0	0	0	W	19-17	
10/29	Chiefs	P	1	1	0	0.0	0.0	0	0	4	0	0	0	0	1	0	0	0	0	0	0	0	0	0	0	W	24-9	
11/13	at Bills	P	2	0	2	0.0	0.0	0	0	1	0	0	0	0	0	0	0	0	0	0	0	0	0	0	0	W	24-22	
11/19	Vikings	P	0	0	0	0.0	0.0	0	0	1	0	0	0	0	0	0	0	0	0	0	0	0	0	0	0	W	21-20	
11/26	Browns	P	2	1	1	1.5	6.5	1	4	3	0	0	0	0	1	0	0	0	0	0	0	0	0	0	0	W	29-12	
12/03	at Texans	P	1	1	0	0.0	0.0	0	0	0	0	0	0	0	0	0	0	0	0	0	0	0	0	0	0	L	17-22	
12/10	at Chargers	P	1	1	0	0.0	0.0	1	2	0	0	0	0	0	0	0	0	0	0	0	0	0	0	0	0	W	24-7	
12/16	at Lions		ON INACTIVE LIST																			L	17-42					
12/24	Patriots		ON INACTIVE LIST																			L	23-26					
12/31	Chargers	S	2	2	0	0.0	0.0	1	0	0	0	0	0	0	0	0	0	0	0	0	0	0	0	0	0	W	16-9	
01/07	at Raiders	P	1	1	0	1.0	8.0	1	8	2	0	0	0	0	0	0	0	0	0	0	0	0	0	0	0	L	14-27	
2023 TOTALS		15-4	30	23	7	8.0	57.5	13	49	20	0	0	0	0	2	1	0	0	0	0	0	0	0	0	0	8-9		

2024 GAME-BY-GAME REGULAR-SEASON STATISTICS (BRONCOS)

DATE	OPPONENT	P/S	TACKLES						INTERCEPTIONS				O. FUMB				ST				MISC			SCORE			
			TK	S	A	SK	YDS	TFL	YDS	QBH	NO	YDS	LG	TD	PD	FF	FR	TD	YDS	TK	S	A	FF		FR	S	A
09/08	at Seahawks	P	1	1	0	0.0	0.0	0	0	1	0	0	0	0	0	0	0	0	0	0	0	0	0	0	0	L	20-26
09/15	Steelers	P	4	3	1	0.0	0.0	1	2	0	0	0	0	0	0	0	0	0	0	0	0	0	0	0	0	L	6-13
09/22	at Buccaneers	S	2	2	0	1.0	0.0	0	0	1	0	0	0	0	1	0	0	0	0	0	0	0	0	0	0	W	26-7
09/29	at Jets	S	3	1	2	1.0	10.0	1	10	2	0	0	0	0	0	0	0	0	0	0	0	0	0	0	0	W	10-9
10/06	Raiders	S	1	1	0	1.0	6.0	1	6	1	0	0	0	0	0	0	0	0	0	0	0	0	0	0	0	W	34-18
10/13	Chargers	S	1	1	0	1.0	8.0	1	8	2	0	0	0	0	0	0	0	0	0	0	0	0	0	0	0	L	16-23
2024 TOTALS		6-4	12	9	3	4.0	24.0	4	26	7	0	0	0	0	1	0	0	0	0	0	0	0	0	0	0	3-3	





20 FB



**MICHAEL
BURTON**

HEIGHT/WEIGHT: 5-11 / 242

COLLEGE: Rutgers

BIRTHDAY: Feb. 1, 1992

BORN: Long Valley, N.J.

NFL EXPERIENCE: 10th YR

BRONCOS EXPERIENCE: 2nd YR

GP/GS: 136/21

ACQUIRED: UFA (K.C.)-'23

AT A GLANCE

- A 10th-year fullback from Rutgers University who has appeared in 136 games (21 starts) and nine postseason contests with Detroit (2015-16), Chicago (2017-18), Washington (2019), New Orleans (2020), Kansas City (2021-22) and Denver (2023-24).
- Recorded 35 rushes for 71 yards (2.0 avg.) with one touchdown in his career to go along with 25 receptions for 143 yards (5.7 avg.) with one score as well as 32 special-teams tackles and one special-teams forced fumble.
- Played in all 17 games (3 starts) in 2023, rushing seven times for nine yards (1.3 avg.) and catching three passes for eight yards (2.7 avg.) while also making four special-teams tackles.
- Helped Kansas City defeat Philadelphia in Super Bowl LVII after playing in all 17 games in 2022, making eight tackles on 238 regular-season special-teams snaps.
- Made 16 appearances in 2021 with the Chiefs, totaling career highs in rushes (8), rushing yards (26) and posting his first career rushing touchdown while also totaling five special-teams tackles.
- Rushed seven times for 18 yards (2.6 avg.) and caught four passes for 28 yards (7.0 avg.) in 15 games (4 starts) in 2020 with New Orleans.
- Made six special-teams tackles in 10 games (2 starts) in 2019 with Washington.
- Logged three special-teams tackles and caught six passes for 39 yards (6.5 avg.) with a touchdown during his rookie season with Detroit.
- Walked on at Rutgers University (2010-14), appearing in 42 games (27 starts) and totaling 116 yards career rushing yards on 22 carries (5.3 avg.) while also posting 401 yards receiving on 47 receptions (8.5 avg.) with three touchdowns.
- Attended West Morris Central High School in Chester, N.J., where he was named first-team All-State, all-group III and Morris County Player of the Year by the Star-Ledger.
- Selected by Detroit in the fifth round (168th overall) of the 2015 NFL Draft.
- Signed by Denver as an unrestricted free agent (K.C.) on March 15, 2023.

2024: Burton made two special-teams tackles and caught one pass for three yards in the 10-9 win at NYJ (9/29).

2023: Burton played in all 17 games (3 starts), rushing seven times for nine yards (1.3 avg.) and catching three passes for eight yards (2.7 avg.) while also making four special-teams tackles.... Made his Broncos debut vs. L.V. (9/10)... Had one rush of three yards for a first down vs. Was. (9/17)... Made one tackle, forced one fumble on special teams and also converted on one two-point conversion vs. NYJ (10/8).

2022: Burton played in all 17 games, rushing five times for seven yards (1.4 avg.) and catching two passes for 11 yards (5.5 avg.)... Also made eight tackles on 238 special-teams snaps during the regular season and totaled two special-teams tackles in the postseason... Helped lead Kansas City to its win over Philadelphia in Super Bowl LVII... Had a six-yard rush vs. LAC (9/15)... Totaled one special-teams tackle in each of the first three games of the season... Made one special-teams tackle vs. Jac. (1/21) and vs. Phi. (2/12) in the postseason for Kansas City.

2021: Burton made 16 appearances in his first season with the Chiefs, totaling career highs in rushes (8), rushing yards (26) and posting his first career rushing touchdown... Also caught three passes for 31 yards (10.3 avg.) and made five special-teams tackles on 207 special-teams snaps... Rushed twice for four yards (2.0 avg.) in the Chiefs' three postseason games... Made an 11-yard catch at Bal. (9/19)... Rushed for a season-high seven yards on one carry and scored his first career rushing touchdown at LAC (12/16)... Also caught two passes for a career-high 20 yards in that game... Rushed once for three yards in the Chiefs' AFC Wild Card win vs. Pit. (1/16).

2020: Burton rushed seven times for 18 yards (2.6 avg.) and caught four passes for 28 yards (7.0 avg.) in 15 games (4 starts) with New Orleans... Also made one special-teams tackle during the regular-season... Produced two catches for 15 yards (7.5 avg.) in two postseason games with the Saints... Made a special-teams tackle at Chi. (11/1)... Caught a 12-yard pass at T.B. (11/8)... Made one catch for nine yards vs. K.C. (12/20)... Rushed twice for 10 yards (5.0 avg.) vs. Min. (12/25)... Caught two passes for 15 yards (7.5 avg.) in the Saints' NFC Wild Card Game win vs. Chi. (1/10).

2019: Burton played in 10 games (2 starts), recording six special-teams tackles... Signed with Washington before their Week





7 game vs. S.F. (10/20)... Made a career-high three special-teams tackles vs. NYJ (11/17)... Had another two tackles on special teams vs. Det. (11/24)... Made one special-teams tackle in his last game of the year at Dal. (12/29).

2018: Burton caught one pass for six yards along with one tackle on 50 special-teams snaps in the eight games (1 start)... Made one catch for six yards at G.B. (9/9)... Totaled one special-teams take down at NYG (12/2).

2017: Burton started 3-of-16 games in his first season with Chicago, logging four rushes for nine yards (2.3 avg.), two catches for eight yards (4.0 avg.) and one special-teams tackle... Rushed for seven yards on one carry vs. Atl. (9/10)... Caught an eight-yard pass at Bal. (10/15).

2016: Burton made 15 appearances with Detroit, totaling one special-teams tackle on 115 snaps on special teams... Recorded a tackle on special-teams at Min. (11/6).

2015: Burton appeared in 16 games (7 starts) after being drafted in the fifth round (168th overall) by Detroit during his rookie year... Totaled six receptions for 39 yards (6.5 avg.) with a touchdown along with three special-teams tackles on 186 special-teams snaps... Made his NFL debut and started his first career game at S.D. (9/13)... Recorded his first career rush of two yards at Min. (9/20)... Caught his first pass for three yards at Sea. (10/5)... Made his first career special-teams tackle vs. Min. (10/25)... Recorded his first career touchdown while making two receptions for 10 yards (5.0 avg.) at N.O. (12/21).

COLLEGE: Burton walked on at Rutgers University (2010-14), appearing in 42 games (27 starts) and totaling 116 yards career rushing yards on 22 carries... Also recorded 401 yards receiving on 47 receptions with three touchdowns... Caught at least one pass in 11 games during his senior season... Earned the Paul Robeson award as a senior, which is presented annually to the individual whose performance, leadership and dedication on and off the field during his career had the greatest impact on Rutgers football... Was also named the winner of the Offensive Swarm and Finish award, which is given to the player who exemplified the type of consistent effort and intensity in best representing the Rutgers' mantra to swarm and finish ... Transitioned from running back to full back during the 2011 season.

PERSONAL: Burton attended West Morris Central High School in Chester, N.J., where he was named first-team All-State, all-group III and Morris County Player of the Year by the Star-Ledger... Owns the school career rushing mark with 3,332 yards, single-season all-purpose yardage record (2,376), career all-purpose mark (4,498), single-game touchdown mark (5), career touchdown record (51), single-game points mark (36) and career points record (343)... Rushed for a school-record 1,769 yards on 200 carries with 20 touchdowns during his senior season... Led the Wolfpack to a 10-2 record and a state title in 2009... Michael Burton was born on Feb. 1, 1992 in Long Valley, N.J.

Transactions

Signed by Detroit as a draft pick 5/7/15; Waived by Detroit 5/30/17; Acquired by Chicago via waivers 5/31/17; Signed by New Orleans 5/13/19; Released by New Orleans 8/31/19; Signed by Washington 10/15/19; Signed by New Orleans 3/20/20; Signed by Kansas City 4/5/21; Re-signed by Kansas City 3/21/22; Signed by Denver 3/17/23; Re-signed by Denver 3/13/24; Released by Denver 8/27/24; Signed by Denver (practice squad) 8/28/24; Signed by Denver (active roster) 9/11/24.

REGULAR SEASON COMPARISON: RECEIVING - NEW ORLEANS SAINTS

DATE	OPP	W/L	GP/GS	REC	YDS.	AVG.	TD	LG	TGTS	YAC
12/21/15	DET @ NO	W	P	2	10	5.0	1	6	2	3
12/4/16	DET @ NO	W	P	0	0	0	0	0	0	0
10/29/17	CHI @ NO	L	P	0	0	0	0	0	0	0
TOTALS		2/1	3/0	2	10	5.0	1	6	2	3





Michael Burton's NFL Regular Season Rushing/Receiving Statistics

DATE	TEAM	GP	GS	RUSHING					RECEIVING				
				NO.	YDS.	AVG.	LG	TD	NO.	YDS.	AVG.	LG	TD
2015	Lions	16	7	4	2	0.5	2	0	6	39	6.5	12	1
2016	Lions	15	0	0	0	0.0	0	0	0	0	0.0	0	0
2017	Bears	16	3	4	9	2.3	7	0	2	8	4.0	8	0
2018	Bears	8	1	0	0	0.0	0	0	1	6	6.0	6	0
2019	Redskins	10	2	0	0	0.0	0	0	0	0	0.0	0	0
2020	Saints	15	4	7	18	2.6	7	0	4	28	7.0	12	0
2021	Chiefs	16	0	8	26	3.3	7t	1	3	31	10.3	20	0
2022	Chiefs	17	0	5	7	1.4	6	0	2	11	5.5	9	0
2023	Broncos	17	3	7	9	1.3	4	0	3	8	2.7	4	0
2024	Broncos	6	1	0	0	0.0	0	0	4	12	3.0	5	0
NFL TOTALS		136	21	35	71	2.0	7T	1	25	143	5.7	20	1

Michael Burton's NFL Postseason Rushing/Receiving Statistics

DATE	TEAM	GP	GS	RUSHING					RECEIVING				
				NO.	YDS.	AVG.	LG	TD	NO.	YDS.	AVG.	LG	TD
2016	Lions	0	0	0	0	0.0	0	0	0	0	0.0	0	0
2018	Bears	1	0	0	0	0.0	0	0	0	0	0.0	0	0
2020	Saints	2	0	0	0	0.0	0	0	2	15	7.5	9	0
2021	Chiefs	3	0	2	4	2.0	3	0	0	0	0.0	0	0
2022	Chiefs	3	0	0	0	0.0	0	0	0	0	0.0	0	0
NFL TOTALS		9	0	2	4	2.0	3	0	2	15	7.5	9	0

Michael Burton's NFL Regular Season Return Statistics

DATE	TEAM	KICKOFF RETURNS					PUNT RETURNS					
		RET.	YDS.	AVG.	LG	TD	NO.	FC	YDS.	AVG.	LG	TD
2015	Lions	0	0	0.0	0	0	0	0	0	0.0	0	0
2016	Lions	0	0	0.0	0	0	0	0	0	0.0	0	0
2017	Bears	0	0	0.0	0	0	0	0	0	0.0	0	0
2018	Bears	0	0	0.0	0	0	0	0	0	0.0	0	0
2019	Redskins	0	0	0.0	0	0	0	0	0	0.0	0	0
2020	Saints	1	10	10.0	10	0	0	0	0	0.0	0	0
2021	Chiefs	2	21	10.5	12	0	0	0	0	0.0	0	0
2022	Chiefs	2	29	14.5	20	0	0	0	0	0.0	0	0
2023	Broncos	0	0	0.0	0	0	0	0	0	0.0	0	0
2024	Broncos	0	0	0.0	0	0	0	0	0	0.0	0	0
NFL TOTALS		5	60	12.0	20	0	0	0	0	0.0	0	0





Michael Burton's NFL Postseason Return Statistics

DATE	TEAM	KICKOFF RETURNS					PUNT RETURNS					
		RET.	YDS.	AVG.	LG	TD	NO.	FC	YDS.	AVG.	LG	TD
2016	Lions	0	0	0.0	0	0	0	0	0	0.0	0	0
2018	Bears	0	0	0.0	0	0	0	0	0	0.0	0	0
2020	Saints	0	0	0.0	0	0	0	0	0	0.0	0	0
2021	Chiefs	0	0	0.0	0	0	0	0	0	0.0	0	0
2022	Chiefs	0	0	0.0	0	0	0	0	0	0.0	0	0
NFL TOTALS		0	0	0.0	0	0	0	0	0	0.0	0	0

SINGLE-GAME HIGHS: RUSHING/RECEIVING

<p>Rush Attempts 2 at Kansas City Chiefs, Oct 12, 2023 2 vs. Minnesota Vikings, Dec 25, 2020 2 vs. Los Angeles Chargers, Oct 12, 2020 1 vs. New England Patriots, Dec 24, 2023 ...28 more at 1.</p> <p>Rushing Yards 10 vs. Minnesota Vikings, Dec 25, 2020 7 at Los Angeles Chargers, Dec 16, 2021 7 vs. Atlanta Falcons, Sep 10, 2017 6 vs. Los Angeles Chargers, Sep 15, 2022 5 at Philadelphia Eagles, Oct 03, 2021 7t at Los Angeles Chargers, Dec 16, 2021 7 vs. Minnesota Vikings, Dec 25, 2020 7 vs. Atlanta Falcons, Sep 10, 2017 6 vs. Los Angeles Chargers, Sep 15, 2022 5 at Philadelphia Eagles, Oct 03, 2021</p> <p>Longest Runs 7t at Los Angeles Chargers, Dec 16, 2021 7 vs. Minnesota Vikings, Dec 25, 2020 7 vs. Atlanta Falcons, Sep 10, 2017 6 vs. Los Angeles Chargers, Sep 15, 2022 5 at Philadelphia Eagles, Oct 03, 2021</p> <p>Rushing TDs Receptions 1 at Los Angeles Chargers, Dec 16, 2021 2 at Los Angeles Chargers, Dec 16, 2021 2 at New Orleans Saints, Dec 21, 2015 1 vs. New England Patriots, Dec 24, 2023 1 at Los Angeles Chargers, Dec 10, 2023 ...15 more at 1.</p> <p>Receiving Yards 20 at Los Angeles Chargers, Dec 16, 2021 12 at Tampa Bay Buccaneers, Nov 08, 2020 12 at St. Louis Rams, Dec 13, 2015 11 at Baltimore Ravens, Sep 19, 2021 10 at New Orleans Saints, Dec 21, 2015</p> <p>Longest Receptions 20 at Los Angeles Chargers, Dec 16, 2021 12 at Tampa Bay Buccaneers, Nov 08, 2020 12 at St. Louis Rams, Dec 13, 2015 11 at Baltimore Ravens, Sep 19, 2021 9 vs. Tennessee Titans, Nov 06, 2022 ...1 more at 9.</p> <p>Receiving TDs 1 at New Orleans Saints, Dec 21, 2015</p>	<p>All-Purpose Yards 27 at Los Angeles Chargers, Dec 16, 2021 20 at Los Angeles Chargers, Nov 20, 2022 20 at Baltimore Ravens, Sep 19, 2021 14 at Cincinnati Bengals, Jan 02, 2022 14 vs. Minnesota Vikings, Dec 25, 2020</p> <p>Kickoff Returns 1 at Los Angeles Chargers, Nov 20, 2022 1 vs. Buffalo Bills, Oct 16, 2022 1 at Cincinnati Bengals, Jan 02, 2022 ...2 more at 1.</p> <p>Kickoff Return Yards 20 at Los Angeles Chargers, Nov 20, 2022 12 at Cincinnati Bengals, Jan 02, 2022 10 at Chicago Bears, Nov 01, 2020 9 vs. Buffalo Bills, Oct 16, 2022 9 at Baltimore Ravens, Sep 19, 2021</p> <p>Longest Kickoff Return 20 at Los Angeles Chargers, Nov 20, 2022 12 at Cincinnati Bengals, Jan 02, 2022 10 at Chicago Bears, Nov 01, 2020 9 vs. Buffalo Bills, Oct 16, 2022 9 at Baltimore Ravens, Sep 19, 2021</p> <p>Special Teams Tackles 3 vs. New York Jets, Nov 17, 2019 2 at New York Jets, Sep 29, 2024 2 vs. Detroit Lions, Nov 24, 2019 1 vs. Pittsburgh Steelers, Sep 15, 2024 1 at Seattle Seahawks, Sep 08, 2024 ...25 more at 1.</p> <p>Most TDs 1 at Los Angeles Chargers, Dec 16, 2021 1 at New Orleans Saints, Dec 21, 2015</p> <p>Miscellaneous Tackles 1 at Kansas City Chiefs, Oct 12, 2023 1 at Kansas City Chiefs, Nov 01, 2015</p>
---	---

SINGLE-GAME HIGHS - POSTSEASON: RUSHING/RECEIVING

<p>Rush Attempts 1 vs. Cincinnati Bengals, Jan 30, 2022 1 vs. Pittsburgh Steelers, Jan 16, 2022</p> <p>Rushing Yards 3 vs. Pittsburgh Steelers, Jan 16, 2022 1 vs. Cincinnati Bengals, Jan 30, 2022</p> <p>Longest Runs 3 vs. Pittsburgh Steelers, Jan 16, 2022 1 vs. Cincinnati Bengals, Jan 30, 2022</p> <p>Receptions 2 vs. Chicago Bears, Jan 10, 2021</p>	<p>Receiving Yards 15 vs. Chicago Bears, Jan 10, 2021 Longest Receptions 9 vs. Chicago Bears, Jan 10, 2021 6 vs. Chicago Bears, Jan 10, 2021</p> <p>All-Purpose Yards 15 vs. Chicago Bears, Jan 10, 2021 3 vs. Pittsburgh Steelers, Jan 16, 2022 1 vs. Cincinnati Bengals, Jan 30, 2022</p> <p>Special Teams Tackles 1 at Philadelphia Eagles, Feb 12, 2023 1 vs. Jacksonville Jaguars, Jan 21, 2023</p>
--	--





2023 GAME-BY-GAME REGULAR-SEASON STATISTICS (BRONCOS)

DATE	OPPONENT	P/S	RUSHING					RECEIVING					W/L	SCORE
			NO.	YDS.	AVG.	LG	TD	NO.	YDS.	AVG.	LG	TD		
09/10	Raiders	P	0	0	0.0	0	0	1	3	3.0	3	0	L	16-17
09/17	Commanders	P	1	3	3.0	3	0	0	0	0.0	0	0	L	33-35
09/24	at Dolphins	P	0	0	0.0	0	0	0	0	0.0	0	0	L	20-70
10/01	at Bears	P	0	0	0.0	0	0	0	0	0.0	0	0	W	31-28
10/08	Jets	P	0	0	0.0	0	0	0	0	0.0	0	0	L	21-31
10/12	at Chiefs	P	2	2	1.0	3	0	0	0	0.0	0	0	L	8-19
10/22	Packers	S	1	-2	-2.0	-2	0	0	0	0.0	0	0	W	19-17
10/29	Chiefs	P	0	0	0.0	0	0	0	0	0.0	0	0	W	24-9
11/13	at Bills	P	0	0	0.0	0	0	0	0	0.0	0	0	W	24-22
11/19	Vikings	P	0	0	0.0	0	0	0	0	0.0	0	0	W	21-20
11/26	Browns	S	0	0	0.0	0	0	0	0	0.0	0	0	W	29-12
12/03	at Texans	P	1	4	4.0	4	0	0	0	0.0	0	0	L	17-22
12/10	at Chargers	P	1	2	2.0	2	0	1	1	1.0	1	0	W	24-7
12/16	at Lions	P	0	0	0.0	0	0	0	0	0.0	0	0	L	17-42
12/24	Patriots	P	1	0	0.0	0	0	1	4	4.0	4	0	L	23-26
12/31	Chargers	S	0	0	0.0	0	0	0	0	0.0	0	0	W	16-9
01/07	at Raiders	P	0	0	0.0	0	0	0	0	0.0	0	0	L	14-27
2023 TOTALS		17-3	7	9	1.3	4	0	3	8	2.7	4	0	8-9	

2024 GAME-BY-GAME REGULAR-SEASON STATISTICS (BRONCOS)

DATE	OPPONENT	P/S	RUSHING					RECEIVING					W/L	SCORE
			NO.	YDS.	AVG.	LG	TD	NO.	YDS.	AVG.	LG	TD		
09/08	at Seahawks		PRACTICE SQUAD									L	20-26	
09/15	Steelers	P	0	0	0.0	0	0	1	1	1.0	1	0	L	6-13
09/22	at Buccaneers	P	0	0	0.0	0	0	0	0	0.0	0	0	W	26-7
09/29	at Jets	P	0	0	0.0	0	0	1	3	3.0	3	0	W	10-9
10/06	Raiders	S	0	0	0.0	0	0	1	5	5.0	5	0	W	34-18
10/13	Chargers	P	0	0	0.0	0	0	0	0	0.0	0	0	L	16-23
2024 TOTALS		5-1	0	0	0.0	0	0	3	9	3.0	5	0	3-3	

2016 GAME-BY-GAME POSTSEASON STATISTICS (LIONS)

DATE	OPPONENT	P/S	RUSHING					RECEIVING					W/L	SCORE
			NO.	YDS.	AVG.	LG	TD	NO.	YDS.	AVG.	LG	TD		
01/07	at Seahawks		INACTIVE									L	6-26	
2016 TOTALS		0-0	0	0	0.0	0	0	0	0	0.0	0	0	0-1	

2018 GAME-BY-GAME POSTSEASON STATISTICS (BEARS)

DATE	OPPONENT	P/S	RUSHING					RECEIVING					W/L	SCORE
			NO.	YDS.	AVG.	LG	TD	NO.	YDS.	AVG.	LG	TD		
01/06	Eagles	P	0	0	0.0	0	0	0	0	0.0	0	0	L	15-16
2018 TOTALS		1-0	0	0	0.0	0	0	0	0	0.0	0	0	0-1	





2020 GAME-BY-GAME POSTSEASON STATISTICS (SAINTS)

DATE	OPPONENT	P/S	RUSHING					RECEIVING					W/L	SCORE
			NO.	YDS.	AVG.	LG	TD	NO.	YDS.	AVG.	LG	TD		
01/10	Bears	P	0	0	0.0	0	0	2	15	7.5	9	0	W	21-9
01/17	Buccaneers	P	0	0	0.0	0	0	0	0	0.0	0	0	L	20-30
2020 TOTALS		2-0	0	0	0.0	0	0	2	15	7.5	9	0	1-1	

2021 GAME-BY-GAME POSTSEASON STATISTICS (CHIEFS)


DATE	OPPONENT	P/S	RUSHING					RECEIVING					W/L	SCORE
			NO.	YDS.	AVG.	LG	TD	NO.	YDS.	AVG.	LG	TD		
01/16	Steelers	P	1	3	3.0	3	0	0	0	0.0	0	0	W	42-21
01/23	Bills	P	0	0	0.0	0	0	0	0	0.0	0	0	W	42-36+
01/30	Bengals	P	1	1	1.0	1	0	0	0	0.0	0	0	L	24-27+
2021 TOTALS		3-0	2	4	2.0	3	0	0	0	0.0	0	0	2-1	

+ - Overtime

2022 GAME-BY-GAME POSTSEASON STATISTICS (CHIEFS)

DATE	OPPONENT	P/S	RUSHING					RECEIVING					W/L	SCORE
			NO.	YDS.	AVG.	LG	TD	NO.	YDS.	AVG.	LG	TD		
01/21	Jaguars	P	0	0	0.0	0	0	0	0	0.0	0	0	W	27-20
01/29	Bengals	P	0	0	0.0	0	0	0	0	0.0	0	0	W	23-20
02/12	at Eagles	P	0	0	0.0	0	0	0	0	0.0	0	0	W	38-35
2022 TOTALS		3-0	0	0	0.0	0	0	0	0	0.0	0	0	3-0	





0 OLB



JONATHON COOPER

HEIGHT/WEIGHT: 6-4 / 257

COLLEGE: Ohio State

BIRTHDAY: Jan. 8, 1998

BORN: Gahanna, Ohio

NFL EXPERIENCE: 4th YR

BRONCOS EXPERIENCE: 4th YR

GP/GS: 53/37

ACQUIRED: D7b-'21

AT A GLANCE

- 🐾 *A fourth-year outside linebacker who has played 53 games (37 starts) for the Broncos from 2021-24, nabbing 176 tackles (98 solo), 17.5 sacks (125.0 yds.), one interception (4 yds.), two passes defended, two forced fumbles and three fumble recoveries (1 TD).*
- 🐾 *Has recorded the fourth-most sacks (17.5) among Broncos players drafted in the seventh round or later. His 17.5 sacks are the most in the NFL by a player selected in the seventh round of an NFL Draft since 2019.*
- 🐾 *Set a career best with a team-high 8.5 sacks (65.5 yds.) along with 70 tackles (43 solo), one interception (4 yds.), two passes defended, one forced fumble and two fumble recoveries in 17 starts in 2023.*
- 🐾 *Started 9-of-14 games played in 2022, making 44 tackles (20 solo) and two sacks (13 yds.).*
- 🐾 *Appeared in 16 games (5 starts) as a rookie in 2021, totaling 37 tackles (22 solo), 2.5 sacks (22 yds.) and one fumble recovery.*
- 🐾 *Played 45 games (25 starts) at Ohio State (2016-20), collecting 75 tackles (44 solo), 10 sacks (66 yds.), two pass breakups, one forced fumble and two fumble recoveries.*
- 🐾 *Selected as an All-Big Ten honoree on two occasions, including third-team recognition in 2020.*
- 🐾 *Became the first player in Ohio State history to wear the "Block O" jersey, which is given to the player who best represents the legacy of former Buckeye Bill Willis and exhibits selfless, player-driven leadership qualities.*
- 🐾 *Started all eight games played in 2020, tallying 24 tackles (12 solo), 3.5 sacks (29 yds.), one pass breakup and one forced fumble.*
- 🐾 *Limited to just four games (all starts) as a true senior in 2019 before suffering a season-ending injury and electing to redshirt.*
- 🐾 *Opened all 13 games in 2018, posting a career-high 25 tackles (14 solo) to go along with 2.5 sacks (9 yds.) and one fumble recovery.*
- 🐾 *Tallied 15 tackles (11 solo), two sacks (17 yds.) and one fumble recovery in 14 games played in 2017.*
- 🐾 *Appeared in six games as a true freshman, adding six tackles (2 solo) and one sack (5 yds.).*
- 🐾 *Prepped at Lincoln High School in Gahanna, Ohio, where he was named the state's Defensive Player of the Year while being selected to the All-USA Ohio football team as a senior.*
- 🐾 *Selected by the Broncos in the seventh round (239th overall) of the 2021 NFL Draft.*

2024: Cooper has started all six contests for the Broncos, tallying 25 tackles (13 solo), 4.5 sacks (24.5 yds.), 10 quarterback hits and one forced fumble... Led the Broncos with two sacks (13 yards) at Sea. (9/8), marking the third multi-sack game of his career and first since 2023 vs. Was. (9/17)... First time since former Broncos OLB Von Miller in 2018 (vs. Sea., 9/9) that a Bronco recorded multiple sacks in the first half of the season opener... Tallied three tackles (2 solo) including a sack (5 yds.) at T.B. (9/22)... With sack of Buccaneers QB Baker Mayfield, tied DE Fred Stokes and NT Jeff Wright for the 13th-most quarterback takedowns by a player drafted in the seventh round or later in the NFL Draft in his first 50 career games... Recorded one sack of Raiders QB Gardner Minshew (3 yards) vs. L.V. (10/6)... Totaled six tackles (4 solo), a half sack (DE Zach Allen) of Chargers QB Justin Herbert and a forced fumble vs. LAC (10/13).

2023: Cooper set a career best with a team-high 8.5 sacks (65.5 yds.) along with 70 tackles (43 solo), one interception (4 yds.), two passes defended, one forced fumble and two fumble recoveries in 17 starts... Tied his career-high of two sacks (20 yds.), including a strip sack of Commanders QB Sam Howell, along with a career-best eight tackles (3 solo) vs. Was. (9/17)... His strip sack of Howell was his first career forced fumble... Made six tackles (3 solo) at Mia. (9/24)... Sacked Bears QB Justin Fields for a six-yard loss, made five tackles (2 solo) and recovered a strip sack forced by OLB Nik Bonitto for a touchdown at Chi. (10/1)... His scoop-and-score was the first by a Bronco since 2019 when S Kareem Jackson recovered a fumble for a score at Hou. (12/8)... Sacked Chiefs QB Patrick Mahomes for a two-yard loss while also contributing three solo tackles and his first career pass defended at K.C. (10/12)... Made six tackles (3 solo) in the win vs. G.B. (10/22)... Recovered a strip sack from OLB Baron Browning while also assisting on a sack (3.5 yds.) and made three tackles (1 solo) in the win vs. K.C. (10/29)... Sacked Vikings QB Josh Dobbs for an 11-yard loss and also made five tackles (2 solo) in the win vs. Min. (11/19)... Finished with five tackles (4 solo) and one quarterback hit in the win vs. Cle. (11/26)... Made seven tackles (4 solo) at Hou. (12/3)... Nabbed his first career interception off Chargers QB Justin Herbert and also made two solo tackles at LAC





(12/10)... Sacked Lions QB Jared Goff at Det. (12/16) to tie former Broncos LB Ken Woodard for the fourth-most sacks (11.0) by a Broncos' draft selection in the seventh round or later... Posted four solo tackles and one sack (10 yds.) on Patriots QB Bailey Zappe vs. N.E. (12/24)... Recorded a sack in a third straight game after bringing down Chargers QB Easton Stick for a five-yard loss.

2022: Cooper started 9-of-14 games played, making 44 tackles (20 solo) and two sacks (13 yds.)... Made his first start of the season in the win at Jac. (10/30), tallying five tackles (1 solo)... Produced a career-high seven tackles (5 solo) along with a QB hit vs. L.V. (11/20)... Notched his first sack of the season against Ravens QB Lamar Jackson (6 yds.) along with five tackles (1 solo) at Bal. (12/4)... Picked up a sack in a second-straight game after taking down Chiefs QB Patrick Mahomes while also logging two tackles (1 solo) vs. K.C. (12/11)... Tied a career-high 7 tackles (3 solo) at LAR (12/25).

2021: Cooper, who was selected by the Broncos in the seventh round (239th overall) of the 2021 NFL Draft, appeared in 16 games (5 starts), totaling 37 tackles (22 solo), 2.5 sacks (22 yds.), and one fumble recovery... Made his NFL debut in Week 1 at NYG (9/12)... Collected first career tackle vs. NYJ (9/26)... Recorded five tackles (2 solo) and a career-high three quarterback hits at Cle. (10/21)... Collected first career start, tallying two assisted tackles vs. Was. (10/31)... Registered the first two sacks of his career and tallied two quarterback takedowns (20 yds.) and four tackles (3 solo) at Dal. (11/7)... Posted five tackles (4 solo) vs. Phi. (11/14)... Registered first career fumble recovery and added five solo tackles vs. Det. (12/12)... Totaled 0.5 sacks (2 yds.) and had a career-high six tackles (4 solo) vs. Cin. (12/19).

COLLEGE: Cooper served as a two-year captain and started 25-of-45 games played over his five seasons (2016-20) at Ohio State... Selected as an All-Big Ten honoree on two occasions, including third-team recognition in 2020... Became the first player in Ohio State history to wear the "Block O" jersey which is given to the player who best represents the legacy of former Buckeye Bill Willis and exhibits selfless, player-driven leadership qualities... Started all eight games played in his final collegiate campaign in 2020, compiling 24 tackles (12 solo), 3.5 sacks (29 yds.), one pass breakup and one forced fumble... Limited to just four games (all starts) during his true senior season in 2019 before suffering a season-ending injury and electing to redshirt... Opened all 13 games in 2018, compiling 25 tackles (24 solo), 2.5 sacks (9 yds.) and one fumble recovery... Tallied 15 tackles (11 solo), two sacks (17 yds.) and one fumble recovery in 14 games played in 2017... Appeared in six games as true freshman in 2016, garnering six tackles (2 solo) and one sack (5 yds.).

PERSONAL: Cooper attended Lincoln High School in Gahanna, Ohio, where he was named USA Today's Ohio Defensive Player of the Year while being selected to the All-USA Ohio football team as a senior... Selected to the Associated Press All-State team as a senior... Jonathon Cooper was born on Jan. 8, 1998, in Gahanna, Ohio.

Transactions

Signed by Denver as a draft choice 6/15/21.

Jonathon Cooper's NFL Regular Season Defensive Statistics

DATE	TEAM	GP	GS	TACKLES							INTERCEPTIONS						O. FUMB				ST				MISC		
				TK	S	A	TFL	YDS	SK	YDS	QBH	NO	YDS	LG	TD	PD	FF	FR	TD	YDS	TK	S	A	FF	FR	S	A
2021	Broncos	16	5	37	22	15	4	28	2.5	22.0	7	0	0	0	0	0	0	1	0	0	1	0	1	0	0	0	0
2022	Broncos	14	9	44	20	24	2	13	2.0	13.0	7	0	0	0	0	0	0	0	0	0	4	3	1	0	0	0	0
2023	Broncos	17	17	70	43	27	8	45	8.5	65.5	13	1	4	4	0	2	1	2	1	35	2	1	1	0	0	0	0
2024	Broncos	6	6	25	13	12	4	21	4.5	24.5	10	0	0	0	0	0	1	0	0	0	0	0	0	0	0	0	0
NFL TOTALS		53	37	176	98	78	18	107	17.5	125.0	37	1	4	4	0	2	2	3	1	35	7	4	3	0	0	0	0





SINGLE-GAME HIGHS: DEFENSIVE

- Total Tackles** 8 vs. Washington Commanders, Sep 17, 2023
7 at Houston Texans, Dec 03, 2023
7 at Los Angeles Rams, Dec 25, 2022
7 vs. Las Vegas Raiders, Nov 20, 2022
6 vs. Los Angeles Chargers, Oct 13, 2024
...4 more at 6.
- Solo Tackles** 5 at Detroit Lions, Dec 16, 2023
5 vs. Las Vegas Raiders, Nov 20, 2022
5 vs. Detroit Lions, Dec 12, 2021
4 vs. Los Angeles Chargers, Oct 13, 2024
...5 more at 4.
- Sacks** 2.0 at Seattle Seahawks, Sep 08, 2024
2.0 vs. Washington Commanders, Sep 17, 2023
2.0 at Dallas Cowboys, Nov 07, 2021
1.0 vs. Las Vegas Raiders, Oct 06, 2024
...9 more at 1.0.
- Forced Fumbles** 1 vs. Los Angeles Chargers, Oct 13, 2024
1 vs. Washington Commanders, Sep 17, 2023
- Fumble Recoveries** 1 vs. Detroit Lions, Dec 12, 2021
- Tackles For Loss** 2 at Seattle Seahawks, Sep 08, 2024
2 vs. Minnesota Vikings, Nov 19, 2023
2 at Dallas Cowboys, Nov 07, 2021
1 vs. Las Vegas Raiders, Oct 06, 2024
...11 more at 1.
- Special Teams Tackles** 1 at Kansas City Chiefs, Dec 05, 2021

2023 GAME-BY-GAME REGULAR-SEASON STATISTICS (BRONCOS)

DATE	OPPONENT	P/S	TACKLES							INTERCEPTIONS					O. FUMB				ST				MISC			SCOR E		
			TK	S	A	SK	YDS	TFL	YDS	QBH	NO	YDS	LG	TD	PD	FF	FR	TD	YDS	TK	S	A	FF	FR	S		A	W/L
09/10	Raiders	S	3	2	1	0.0	0.0	0	0	0	0	0	0	0	0	0	0	0	0	0	0	0	0	0	0	0	L	16-17
09/17	Commanders	S	8	3	5	2.0	20.0	1	3	1	0	0	0	0	0	1	0	0	0	0	0	0	0	0	0	L	33-35	
09/24	at Dolphins	S	6	3	3	0.0	0.0	0	0	0	0	0	0	0	0	0	0	0	0	1	0	1	0	0	0	L	20-70	
10/01	at Bears	S	5	2	3	1.0	6.0	1	6	2	0	0	0	0	0	0	1	1	35	0	0	0	0	0	0	W	31-28	
10/08	Jets	S	4	3	1	0.0	0.0	0	0	0	0	0	0	0	0	0	0	0	0	0	0	0	0	0	0	L	21-31	
10/12	at Chiefs	S	3	3	0	1.0	2.0	1	2	2	0	0	0	0	1	0	0	0	0	0	0	0	0	0	0	L	8-19	
10/22	Packers	S	6	3	3	0.0	0.0	0	0	1	0	0	0	0	0	0	0	0	0	0	0	0	0	0	0	W	19-17	
10/29	Chiefs	S	3	1	2	0.5	3.5	0	0	2	0	0	0	0	0	0	1	0	0	0	0	0	0	0	0	W	24-9	
11/13	at Bills	S	1	1	0	0.0	0.0	0	0	0	0	0	0	0	0	0	0	0	0	1	1	0	0	0	0	W	24-22	
11/19	Vikings	S	5	2	3	1.0	11.0	2	11	1	0	0	0	0	0	0	0	0	0	0	0	0	0	0	0	W	21-20	
11/26	Browns	S	5	4	1	0.0	0.0	0	0	1	0	0	0	0	0	0	0	0	0	0	0	0	0	0	0	W	29-12	
12/03	at Texans	S	7	4	3	0.0	0.0	0	0	0	0	0	0	0	0	0	0	0	0	0	0	0	0	0	0	L	17-22	
12/10	at Chargers	S	2	2	0	0.0	0.0	0	0	0	1	4	4	0	1	0	0	0	0	0	0	0	0	0	0	W	24-7	
12/16	at Lions	S	5	5	0	1.0	8.0	1	8	1	0	0	0	0	0	0	0	0	0	0	0	0	0	0	0	L	17-42	
12/24	Patriots	S	4	4	0	1.0	10.0	1	10	1	0	0	0	0	0	0	0	0	0	0	0	0	0	0	0	L	23-26	
12/31	Chargers	S	1	1	0	1.0	5.0	1	5	1	0	0	0	0	0	0	0	0	0	0	0	0	0	0	0	W	16-9	
01/07	at Raiders	S	2	0	2	0.0	0.0	0	0	0	0	0	0	0	0	0	0	0	0	0	0	0	0	0	0	L	14-27	
2023 TOTALS		17-17	70	43	27	8.5	65.5	8	45	13	1	4	4	0	2	1	2	1	35	2	1	0	0	0	0	8-9		






2024 GAME-BY-GAME REGULAR-SEASON STATISTICS (BRONCOS)

DATE	OPPONENT	P/S	TACKLES							INTERCEPTIONS					O. FUMB				ST				MISC			SCORE			
			TK	S	A	SK	YDS	TFL	YDS	QBH	NO	YDS	LG	TD	PD	FF	FR	TD	YDS	TK	S	A	FF	FR	S		A	W/L	
09/08	at Seahawks	S	6	2	4	2.0	13.0	2	13	4	0	0	0	0	0	0	0	0	0	0	0	0	0	0	0	0	0	L	20-26
09/15	Steelers	S	5	2	3	0.0	0.0	0	0	0	0	0	0	0	0	0	0	0	0	0	0	0	0	0	0	0	L	6-13	
09/22	at Buccaneers	S	3	2	1	1.0	5.0	1	5	1	0	0	0	0	0	0	0	0	0	0	0	0	0	0	0	0	W	26-7	
09/29	at Jets	S	3	2	1	0.0	0.0	0	0	2	0	0	0	0	0	0	0	0	0	0	0	0	0	0	0	0	W	10-9	
10/06	Raiders	S	2	1	1	1.0	3.0	1	3	2	0	0	0	0	0	0	0	0	0	0	0	0	0	0	0	0	W	34-18	
10/13	Chargers	S	6	4	2	0.5	3.5	0	0	1	0	0	0	0	0	1	0	0	0	0	0	0	0	0	0	0	L	16-23	
2024 TOTALS		6-6	25	13	12	4.5	24.5	4	21	10	0	0	0	0	0	1	0	0	0	0	0	0	0	0	0	0	3-3		





73 T



FRANK CRUM

HEIGHT/WEIGHT: 6-7 / 315

COLLEGE: Wyoming

BIRTHDAY: May. 14, 2000

BORN: Laramie, Wyo.

NFL EXPERIENCE: R

BRONCOS EXPERIENCE: R

GP/GS: 4/0

ACQUIRED: CFA-'24

AT A GLANCE

- A rookie tackle who has appeared in four games with the Broncos (2024).
- Played at the University of Wyoming who played six seasons with the Cowboys (2018-23), appearing in 56 games (49 starts).
- Started all 13 games at tackle in 2023, earning first-team All-Mountain West honors in 2023.
- Earned all-conference honors from Pro Football Focus after starting all 12 games in 2022.
- Was named honorable mention All-Mountain West by Pro Football Focus after starting all 13 games in 2021.
- Attended Laramie (Wyo.) High School, where he earned first-team 4A East All-Conference honors during his senior season in 2017.
- Signed by Denver as a college free agent on May 10, 2024.

2023: Started all 13 games at tackle, earning first-team All-Mountain West honors.

2022: Earned all-conference honors from Pro Football Focus after starting all 12 games and was part of an offensive line that allowed only 1.46 sacks per game.

2021: Was named honorable mention All-Mountain West by Pro Football Focus after starting all 13 games... Blocked for RB Xazavian Valladay, who ranked third in the conference in rushing yards per game.

2020: Started all six games played and helped pave the way for a rushing attack that ranked No. 2 in the Mountain West (219.5 ypg).

2019: Played 12 games (5 starts) in 2019 after redshirting his freshman year in 2018.

PERSONAL: Attended Laramie (Wyo.) High School, where he earned first-team 4A East All-Conference honors during his senior season in 2017... Helped Laramie High School to the 2017 Class 4A State Playoffs... Also played basketball... Frank Crum was born May 14, 2000.


Transactions

Signed by Denver as a college free agent 5/10/24.

Frank Crum's NFL Regular Season Statistics

DATE	TEAM	GP	GS
2024	Broncos	4	0
NFL TOTALS		4	0





9 P



**RILEY
DIXON**

HEIGHT/WEIGHT: 6-4 / 221

COLLEGE: Syracuse

BIRTHDAY: Aug. 24, 1993

BORN: Oneida, N.Y.

NFL EXPERIENCE: 9th YR

BRONCOS EXPERIENCE: 4th YR

GP/GS: 137/0

ACQUIRED: UFA (LAR)-'23

AT A GLANCE

- A ninth-year player who has appeared in 137 games with Denver (2016-17; '23-24), N.Y. Giants (2018-21) and L.A. Rams (2022), punting 626 times for 28,721 yards (45.9 avg. / 41.0 net) with 39 touchbacks and 215 punts inside of the 20-yard line.
- Since 2016, ranks in the Top-10 among punters in punts (1st–621), punting yards (1st–28,721) and punts inside of the 20-yard line (3rd–215).
- Punted 79 times for 3,659 yards (46.3 avg. / 42.3 net) with 27 punts inside the 20-yard line and six touchbacks in 2023.
- Set a career-high 48.4 punting average in 17 games in 2022 with the Rams after punting 71 times for 3,434 yards with 19 punts inside of the 20-yard line, four touchbacks and a 40.8 net average.
- Punted 74 times in 17 games during 2021 with the Giants, totaling 3,283 yards (44.4 avg. / 39.5 net) with 24 punts inside of the 20-yard line and six touchbacks.
- In 2020, recorded 2,911 yards on 65 punts (44.8 avg. / 38.8 net) along with 28 punts inside of the 20-yard line and six touchbacks.
- Recorded a career-high 29 punts inside the 20-yard line on 69 punts and also totaled 3,178 yards (46.1 avg. / 42.3 net) and two touchbacks in 16 games in 2019.
- Contributed 3,226 yards on 71 punts (45.4 avg. / 41.8 net) with four touchbacks and 20 punts inside of the 20-yard line in 16 games during the 2018 season.
- Played in 16 games in 2017, punting 73 times for the Broncos for 3,331 yards (45.6 avg. / 40.2 net) with 23 punts inside of the 20-yard line and three touchbacks.
- Punted 89 times for 4,068 yards (45.7 avg.) with Denver in 2016, setting an NFL rookie record for single-season net punting average (41.3).
- Played 39 games for Syracuse University after joining the team as a walk-on, totaling 218 punts for 9,291 yards (42.9 avg.) with 72 punts inside the 20-yard line.
- Selected by the Broncos in the seventh round (228th overall) of the 2016 NFL Draft.
- Signed by Denver as an unrestricted free agent (L.A. Rams) on March 21, 2023.

2024: Dixon punted eight times for 389 yards (48.6 avg. / 46.1 net) with one touchback and four punts inside of the 20-yard line at Sea. (9/8)... Tallied six punts in the season opener vs. Pit. (9/15) for 315 yards (52.5 avg. / 48.0 net) with three punts inside of the 20-yard line... Punted eight times for 339 yards (42.4 avg. / 44.2 net) with three punts inside of the 20-yard line at NYJ (9/29).

2023: Dixon punted 79 times for 3,659 yards (46.3 avg. / 42.3 net) with 27 punts inside the 20-yard line and six touchbacks... Punted five times for 234 yards (46.8 avg. / 40.8 net) with three punts inside the 20 at Mia. (9/24)... Had four punts for 163 yards (40.8 avg. / 38.8 net) with two punts inside of the 20 at Chi. (10/1)... Had one punt inside the 20-yard line on five punts for 224 yards (44.8 avg. / 42.8 net) and also assisted on a tackle at K.C. (10/12)... Punted four times for 217 yards (54.3 avg. / 42.5 net), including a season-high 68 yard punt, in the win vs. Min. (11/19)... Had three punts inside of the 20-yard line after punting six times for 266 yards (44.3 avg. / 43.2 net) at Hou. (12/3)... Tied his career high with five punts inside of the 20-yard line on seven attempts along with 313 yards (44.7 avg. / 44.7 net) at LAC (12/10)... Punted five times for 259 yards (51.8 avg. / 46.2 net) with two punts inside of the 20-yard line at Det. (12/16)... Had five punts for 243 yards (48.6 avg. / 42.2 net) with three punts inside the 20-yard line vs. LAC (12/31).

2022: Dixon set a career-high 48.4 punting average in 17 games with the Rams after punting 71 times for 3,434 yards with 19 punts inside of the 20-yard line, four touchbacks and a 40.8 net average... Punted five times for 240 yards (48.0 avg. / 45.6 net) with one punt inside the 20-yard line vs. Car. (10/16)... Totaled 253 yards on five punts (50.6 avg. / 43.8 net) along with one punt inside the 20-yard line vs. S.F. (10/30)... Contributed a season-high nine punts for 477 yards (53.0 avg. / 43.9 net) along with two punts inside the 20-yard line at T.B. (11/6)... Punted six times for 286 yards (47.7 avg. / 41.0 net) and one punt inside the 20-yard line at N.O. (11/20).

2021: Dixon punted 74 times in 17 games with the Giants, totaling 3,283 yards (44.4 avg. / 39.5 net) with 24 punts inside of





the 20-yard line and six touchbacks... Produced 215 yards and two punts inside of the 20-yard line on five punt attempts (43.0 avg. / 43.0 net) at K.C. (11/1)... Produced five punts for 228 yards (45.6 avg. / 41.6 net) with one punt inside the 20-yard line at LAC (12/12)... Totaled a season-high 306 yards on six punts (51.0 avg. / 47.2 net) with one punt inside the 20-yard line vs. Was. (1/9).

2020: Dixon recorded 2,911 yards on 65 punts (44.8 avg. / 38.8 net) along with 28 punts inside of the 20-yard line and six touchbacks... Placed two punts inside the 20-yard line and totaled 216 yards on five punts (43.2 avg. / 40.0 net) at LAR (10/4)... Punted six times for 265 yards (44.2 avg. / 42.0 net) and three punts inside the 20-yard line at Phi. (10/22)... Contributed five punts for 233 yards (46.6 avg. / 37.8 net) with two punts inside the 20-yard line at Cin. (11/29)... Punted a season-high eight times for 390 yards (48.8 avg. / 36.6 net) with one punt inside of the 20-yard line vs. Ari. (12/13)... Punted twice inside the 20-yard line and amassed 226 yards on five punts (45.2 avg. / 37.6 net) vs. Dal. (1/3).

2019: Dixon recorded a career-high 29 punts inside the 20-yard line on 69 punts and also totaled 3,178 yards (46.1 avg. / 42.3 net) and two touchbacks in 16 games... Placed two punts inside of the 20-yard line on five attempts and totaled 242 yards (48.4 avg. / 47.2 net) vs. Buf. (9/15)... Punted five times for 244 yards (48.8 avg. / 47.0 net) with one punt inside of the 20-yard line at T.B. (9/22)... Posted 322 yards on six punts (53.7 avg. / 45.5 net) with one punt inside the 20-yard line at NYJ (11/10)... Set a season-high four punts inside the 20-yard line on five attempts for 257 yards (51.4 avg. / 51.2 net) at Chi. (11/24)... Had a season-high nine punts for 415 yards (46.1 avg. / 43.6 net) with two punts inside the 20-yard line at Phi. (12/9)... Punted five times for 209 yards (41.8 avg. / 41.8 net) with two punts inside the 20-yard line vs. Mia. (12/15)... Contributed 257 yards on six punts (42.8 avg. / 42.3 net) with three punts inside of the 20-yard line vs. Phi. (12/29).

2018: Dixon contributed 3,226 yards on 71 punts (45.4 avg. / 41.8 net) with four touchbacks and 20 punts inside of the 20-yard line in 16 games... Punted five times for 247 yards (49.4 avg. / 43.4 net) vs. Jac. (9/9)... Set a season-high three punts inside the 20-yard line on six punts for 260 yards (43.3 avg. / 40.0 net) at Dal. (9/16)... Posted 253 yards on five punts (50.6 avg. / 41.2 net) with two punts inside the 20-yard line vs. Phi. (10/11)... Recorded three punts inside the 20-yard line on five punts and finished with 220 yards (44.0 avg. / 44.0 net) vs. Was. (10/28)... Punted five times for 238 yards (47.6 avg. / 42.8 net) with three punts inside the 20-yard line at S.F. (11/12)... Posted a season-high seven punts for 311 yards (44.4 avg. / 42.1 net) and one punt inside the 20-yard line vs. Chi. (12/2)... Totaled 258 yards on six punts (43.0 avg. / 43.3 net) with one punt inside the 20-yard line at Was. (12/9).

2017: Dixon punted 73 times for 3,331 yards (45.6 avg. / 40.2 net) with 23 punts inside the 20-yard line and two blocks... Punted three times for 144 yards (48.0 avg. / 49.0 net) vs. LAC (9/11)... Punted three times for 125 yards (41.7 avg.) and made one special-teams tackle at Buf. (9/24)... Punted four times for 162 yards (40.5 avg. / 40.5 net) at K.C. (10/30)... Punted six times for 302 yards (50.3 avg. / 46.7 net) at Phi. (11/5)... Punted five times for 222 yards (44.4 / 43.6 net) with a season-best four punts inside the 20-yard line vs. Cin. (11/19).

2016: Selected in the seventh round (228th overall) of the 2016 NFL Draft, Dixon punted 89 times for 4,068 yards (45.7 avg. / 41.3 net)... Finished with the highest net punting average (41.3) by a rookie in NFL history... Punted seven times for 330 yards (47.1 avg. / 41.9 net) with five punts inside the 20-yard line at T.B. (10/2)... Punted five times for 253 yards (50.6 avg. / 47.8 net), including a 68-yard punt from the end zone with just over two minutes remaining in the game vs. S.D. (10/30)... Punted 11 times for 506 yards—the fifth-most yards in team history—(46.0 avg. / 40.8 net) with three punts inside the 20-yard line at Jac. (12/4)... Punted five times for 207 yards (41.4 avg. / 38.0 net) with two punts inside the 20-yard line in addition to completing a 16-yard pass at Ten. (12/11)... Became the second Broncos punter ever and first since Chris Norman (vs. K.C. on 11/16/86) to complete a pass.

COLLEGE: Dixon played 39 games for Syracuse University after joining the team as a walk-on, totaling 218 punts for 9,291 yards (42.9 avg.) with 72 punts inside the 20-yard line... Appeared in 12 games in 2015, totaling 65 punts for 2,839 yards (43.7 gross / 41.9 net) while placing 28 kicks inside the 20-yard line (43.1%) in his senior season at Syracuse... Named one of 10 semifinalists for the Ray Guy Award (nation's top punter) and a semifinalist for the William V. Campbell Trophy (most outstanding football scholar-athlete)... Played 12 games as a junior, punting 75 times for 3,182 yards (42.4 avg.) with 23 punts inside the 20-yard line... Earned honorable mention All-ACC recognition and was a Burlsworth Trophy nominee (most outstanding player who began his career as a walk-on)... Completed the eventual game-winning pass (1 yd.) on a fake field goal in double overtime vs. Villanova (8/29/14)... Rushed for 42 yards on a fake punt against Notre Dame (9/27/14)... Saw action in all 13 games in 2013, punting 75 times for 3,161 yards (42.1 avg.)... Booted a school-record 75-yard punt against Clemson (10/5/13)... Rewarded with a scholarship at the end of his redshirt sophomore season.

PERSONAL: Dixon oversaw punting and kicking duties for Christian Brothers Academy in Syracuse, N.Y.... Named to the 2010 Post-Standard All-Central New York first team... Also lettered in baseball... Earned his undergraduate degree in accounting and is currently pursuing a master's degree in accounting... Named to Syracuse's Athletic Director Honor Roll in nine consecutive semesters in addition to making the 2013 and 2014 All-ACC Academic teams... Riley Dixon was born on Aug. 24, 1993, in Oneida, N.Y.

Transactions

Signed by Denver as a draft choice 5/11/16; Traded to N.Y. Giants 4/23/18; Re-Signed by N.Y. Giants 12/8/19; Released by N.Y. Giants 3/10/22; Signed by L.A. Rams 4/5/22; Signed by Denver 3/21/23.





REGULAR SEASON COMPARISON: PUNTING - NEW ORLEANS SAINTS

DATE	OPP	W/L	GP/GS	NO.	YDS.	AVG.	TB	I20	LG
11/13/16	DEN @ NO	W	P	3	124	41.3	0	2	45
9/30/18	NYG vs. NO	L	P	4	204	51.0	1	0	60
10/3/21	NYG @ NO	W	P	4	157	39.3	0	1	51
11/20/22	LA @ NO	L	P	6	286	47.7	0	1	60
TOTALS		2/2	4/0	17	771	45.4	1	4	60

Riley Dixon's NFL Regular Season Punting Statistics

DATE	TEAM	GP	NO.	YDS.	AVG.	OPP. RET.	YDS.	NET YDS.	AVG.	TB	IN20	LG	BK
2016	Broncos	16	89	4,068	45.7	40	271	3,677	41.3	6	28	68	0
2017	Broncos	16	73	3,331	45.6	30	258	3,013	40.2	3	23	60	2
2018	Giants	16	71	3,226	45.4	27	177	2,969	41.8	4	20	60	0
2019	Giants	16	69	3,178	46.1	24	136	3,002	42.3	2	29	62	2
2020	Giants	16	65	2,911	44.8	25	232	2,559	38.8	6	28	71	1
2021	Giants	17	74	3,283	44.4	28	237	2,926	39.5	6	24	63	0
2022	Rams	17	71	3,434	48.4	36	372	2,982	40.8	4	19	67	2
2023	Broncos	17	79	3,659	46.3	31	195	3,344	42.3	6	27	68	0
2024	Broncos	6	35	1,631	46.6	13	84	1,507	43.1	2	17	65	0
NFL TOTALS		137	626	28,721	45.9	254	1,962	25,979	41.0	39	215	71	7





SINGLE-GAME HIGHS: PUNTER

Punts	11 at Jacksonville Jaguars, Dec 04, 2016 9 at Tampa Bay Buccaneers, Nov 06, 2022 9 at Philadelphia Eagles, Dec 09, 2019 8 at New York Jets, Sep 29, 2024 8 at Seattle Seahawks, Sep 08, 2024 ...4 more at 8.	Pass Attempts	1 at Kansas City Chiefs, Nov 27, 2022 1 vs. Dallas Cowboys, Oct 09, 2022 1 at Los Angeles Chargers, Dec 12, 2021 ...2 more at 1.
Gross Punting Yards	506 at Jacksonville Jaguars, Dec 04, 2016 477 at Tampa Bay Buccaneers, Nov 06, 2022 415 at Philadelphia Eagles, Dec 09, 2019 390 vs. Arizona Cardinals, Dec 13, 2020 389 at Seattle Seahawks, Sep 08, 2024	Pass Completions	1 at Kansas City Chiefs, Nov 27, 2022 1 vs. Dallas Cowboys, Oct 09, 2022 1 at Tennessee Titans, Dec 11, 2016
Gross Punting Avg	58.0 at Chicago Bears, Sep 20, 2020 57.3 at San Francisco 49ers, Oct 03, 2022 55.6 at Las Vegas Raiders, Jan 07, 2024 55.0 vs. Washington Redskins, Sep 29, 2019 54.7 vs. Seattle Seahawks, Dec 04, 2022	Yards Passing	16 at Tennessee Titans, Dec 11, 2016 12 vs. Dallas Cowboys, Oct 09, 2022 6 at Kansas City Chiefs, Nov 27, 2022
Net Punting Yards	449 at Jacksonville Jaguars, Dec 04, 2016 395 at Tampa Bay Buccaneers, Nov 06, 2022 392 at Philadelphia Eagles, Dec 09, 2019 369 at Seattle Seahawks, Sep 08, 2024 337 at Oakland Raiders, Nov 26, 2017	Rush Attempts	1 vs. Tennessee Titans, Dec 16, 2018
Net Punting Avg	54.7 vs. Seattle Seahawks, Dec 04, 2022 53.3 vs. Philadelphia Eagles, Nov 15, 2020 53.0 vs. Washington Redskins, Sep 29, 2019 51.2 at Chicago Bears, Nov 24, 2019 50.8 at Las Vegas Raiders, Jan 07, 2024	Rushing Yards	14 vs. Tennessee Titans, Dec 16, 2018
Longest Punts	71 vs. Philadelphia Eagles, Nov 15, 2020 68 vs. Minnesota Vikings, Nov 19, 2023 68 vs. San Diego Chargers, Oct 30, 2016 67 at Seattle Seahawks, Jan 08, 2023 65 at Seattle Seahawks, Sep 08, 2024 ...1 more at 65.	Longest Runs	14 vs. Tennessee Titans, Dec 16, 2018
Inside the 20	5 at Los Angeles Chargers, Dec 10, 2023 5 at Tampa Bay Buccaneers, Oct 02, 2016 4 at Seattle Seahawks, Sep 08, 2024 4 vs. Philadelphia Eagles, Nov 15, 2020 ...2 more at 4.	Special Teams Tackles	2 at Seattle Seahawks, Dec 06, 2020 1 at Kansas City Chiefs, Oct 12, 2023 1 at Green Bay Packers, Dec 19, 2022 1 at Tampa Bay Buccaneers, Nov 06, 2022 ...10 more at 1.






2023 GAME-BY-GAME REGULAR-SEASON STATISTICS (BRONCOS)

DATE	OPPONENT		NO.	YDS.	AVG.	OPP. RET.	YDS.	NET YDS.	AVG	TB	IN20	LG	BK	W/L	SCORE
09/10	Raiders	P	2	80	40.0	0	0	80	40.0	0	1	43	0	L	16-17
09/17	Commanders	P	3	134	44.7	2	9	125	41.7	0	0	46	0	L	33-35
09/24	at Dolphins	P	5	234	46.8	3	30	204	40.8	0	3	61	0	L	20-70
10/01	at Bears	P	4	163	40.8	1	8	155	38.8	0	2	45	0	W	31-28
10/08	Jets	P	4	181	45.3	2	14	167	41.8	0	0	49	0	L	21-31
10/12	at Chiefs	P	5	224	44.8	3	10	214	42.8	0	1	52	0	L	8-19
10/22	Packers	P	3	132	44.0	2	17	115	38.3	0	0	49	0	W	19-17
10/29	Chiefs	P	4	166	41.5	3	-3	169	42.3	0	1	46	0	W	24-9
11/13	at Bills	P	5	242	48.4	1	15	187	37.4	2	2	63	0	W	24-22
11/19	Vikings	P	4	217	54.3	3	27	170	42.5	1	0	68	0	W	21-20
11/26	Browns	P	5	226	45.2	1	9	217	43.4	0	1	50	0	W	29-12
12/03	at Texans	P	6	266	44.3	1	7	259	43.2	0	3	57	0	L	17-22
12/10	at Chargers	P	7	313	44.7	0	0	313	44.7	0	5	56	0	W	24-7
12/16	at Lions	P	5	259	51.8	2	8	231	46.2	1	2	56	0	L	17-42
12/24	Patriots	P	7	301	43.0	5	28	273	39.0	0	2	47	0	L	23-26
12/31	Chargers	P	5	243	48.6	1	12	211	42.2	1	3	63	0	W	16-9
01/07	at Raiders	P	5	278	55.6	1	4	254	50.8	1	1	64	0	L	14-27
2023 TOTALS			17	79	3,659	46.3	31	195	3,344	42.3	6	27	68	0	8-9

2024 GAME-BY-GAME REGULAR-SEASON STATISTICS (BRONCOS)

DATE	OPPONENT		NO.	YDS.	AVG.	OPP. RET.	YDS.	NET YDS.	AVG	TB	IN20	LG	BK	W/L	SCORE
09/08	at Seahawks	P	8	389	48.6	1	0	369	46.1	1	4	65	0	L	20-26
09/15	Steelers	P	6	315	52.5	5	27	288	48.0	0	3	58	0	L	6-13
09/22	at Buccaneers	P	2	96	48.0	0	0	96	48.0	0	1	49	0	W	26-7
09/29	at Jets	P	8	339	42.4	5	31	308	38.5	0	3	54	0	W	10-9
10/06	Raiders	P	6	259	43.2	0	0	239	39.8	1	3	53	0	W	34-18
10/13	Chargers	P	5	233	46.6	2	26	207	41.4	0	3	54	0	L	16-23
2024 TOTALS			6	35	1,631	46.6	13	84	1,507	43.1	2	17	65	0	3-3





80 TE



GREG
DULCICH

HEIGHT/WEIGHT: 6-4 / 245

COLLEGE: UCLA

BIRTHDAY: Mar. 26, 2000

BORN: Glendale, Calif.

NFL EXPERIENCE: 3rd YR

BRONCOS EXPERIENCE: 3rd YR

GP/GS: 16/10

ACQUIRED: D3-'22

AT A GLANCE

- A third-year tight end who appeared in 16 games (10 starts) with Denver (2022-24), posting 464 yards and two touchdowns on 41 catches (11.3 avg.).
- Started 6-of-10 games played in 2022, catching 33 passes for 411 yards (12.5 avg.) with two scores in his rookie season.
- Appeared in 33 games (17 starts) over four seasons (2018-21) at UCLA, recording 77 receptions for 1,353 yards (17.6 avg.) with 11 touchdowns.
- Earned semifinalist recognition for the John Mackey Award (nation's top tight end) in 2021 after posting 42 catches for 725 yards (17.3 avg.) with five touchdowns in 12 games (all starts).
- Appeared in seven games (five starts) in 2020, totaling 26 receptions for 517 yards (19.9 avg.) with five touchdowns.
- Tallied eight receptions for 105 yards (13.1 avg.) with one score in 11 games played in 2019.
- Played three games, collecting one catch for six yards (6.0 yds.) as a true freshman in 2018.
- Prepped at St. Francis High School in La Cañada Flintridge, Calif., where he caught 50 passes for 1,168 yards (23.4 avg.) with 12 touchdowns as a senior.
- Selected by the Broncos in the third round (80th overall) of the 2022 NFL Draft.

2023: Dulcich missed Games 2-5 after being placed on injured reserve (hamstring) on Sept. 16... Missed Games 7-17 after being placed on injured reserve (hamstring) on Oct. 21.

2022: Dulcich appeared in 10 games (6 starts) in his rookie season after being selected by the Broncos in the third round (80th overall) of the 2022 NFL Draft, posting 411 yards and two touchdowns on 33 catches (12.5 avg.)... His 411 receiving yards were the second-most by a Broncos rookie tight end, behind only TE Noah Fant (562, 2019), and the second-most among rookie tight ends from the 2022 draft... Nabbed a touchdown pass in his NFL debut, a 39-yard strike from QB Russell Wilson, to become just the third Bronco tight end to catch a touchdown pass in his NFL debut... Tallied a career-high 87 yards on four receptions (21.8 avg.) at Jac. (10/30)... Had the most receiving yards in Week 13 by a tight end (85) on six catches (14.2 avg.) at Bal. (12/4)... Made three catches for 42 yards (14.0 avg.) vs. K.C. (12/11)... Caught his second career touchdown pass and produced 39 yards on four catches (9.8 avg.) at LAR (12/25)... Was placed on injured reserve (hamstring) for Weeks 1-5 and Weeks 17-18.

COLLEGE: Dulcich appeared in 33 games (17 starts) over four seasons (2018-21) at UCLA, recording 77 receptions for 1,353 yards (17.6 avg.) with 11 touchdowns... Named first-team All-Pac 12 by league coaches, and earned semifinalist recognition for the John Mackey Award (nation's top tight end) after starting all 12 games played in 2021, registering 42 receptions for 725 yards (17.3 avg.) with five touchdowns... His 17.3 yards per catch ranked No. 3 among the nation's tight ends, and his 60.4 receiving yards per game ranked fifth in the Pac-12... Recorded the eighth-most touchdowns (5) in the Pac-12... Voted second-team All-Pac 12 by league coaches and the Associated Press after posting 26 catches for 517 yards (19.9 avg.) with five scores as a junior... Registered the nation's second-highest receiving yards per contest (73.9) among players in his position group.

PERSONAL: Dulcich prepped at St. Francis High School in La Cañada Flintridge, Calif., where he was a three-star recruit... Caught 50 passes for 1,168 yards and 12 touchdowns as a senior and added 21 tackles on defense... Majored in political science at UCLA... Was named to the Athletic Director's Honor Roll in eight different semesters... Was awarded a scholarship in the spring of 2020... Greg Dulcich was born on March 26, 2000, in Glendale, Calif.

Transactions

Signed by Denver as a draft choice 5/13/22.





Greg Dulcich's NFL Regular Season Rushing/Receiving Statistics

DATE	TEAM	GP	GS	RECEIVING					RUSHING				
				NO.	YDS.	AVG.	LG	TD	NO.	YDS.	AVG.	LG	TD
2022	Broncos	10	6	33	411	12.5	39t	2	0	0	0.0	0	0
2023	Broncos	2	1	3	25	8.3	13	0	0	0	0.0	0	0
2024	Broncos	4	3	5	28	5.6	9	0	0	0	0.0	0	0
NFL TOTALS		16	10	41	464	11.3	39T	2	0	0	0.0	0	0

SINGLE-GAME HIGHS: RECEIVING

- Receptions** 6 at Baltimore Ravens, Dec 04, 2022
6 vs. New York Jets, Oct 23, 2022
4 at Los Angeles Rams, Dec 25, 2022
4 vs. Las Vegas Raiders, Nov 20, 2022
...1 more at 4.
- Receiving Yards** 87 at Jacksonville Jaguars, Oct 30, 2022
85 at Baltimore Ravens, Dec 04, 2022
51 vs. New York Jets, Oct 23, 2022
44 at Los Angeles Chargers, Oct 17, 2022
42 vs. Kansas City Chiefs, Dec 11, 2022
- Receiving Average** 21.8 at Jacksonville Jaguars, Oct 30, 2022
14.2 at Baltimore Ravens, Dec 04, 2022
14.0 vs. Kansas City Chiefs, Dec 11, 2022
9.8 at Los Angeles Rams, Dec 25, 2022
8.5 vs. New York Jets, Oct 23, 2022
- Longest Receptions** 39t at Los Angeles Chargers, Oct 17, 2022
38 at Jacksonville Jaguars, Oct 30, 2022
30 at Baltimore Ravens, Dec 04, 2022
23 vs. Kansas City Chiefs, Dec 11, 2022
22 at Baltimore Ravens, Dec 04, 2022
...1 more at 22.
- Receiving TDs** 1 at Los Angeles Rams, Dec 25, 2022
1 at Los Angeles Chargers, Oct 17, 2022
- All-Purpose Yards** 87 at Jacksonville Jaguars, Oct 30, 2022
85 at Baltimore Ravens, Dec 04, 2022
51 vs. New York Jets, Oct 23, 2022
44 at Los Angeles Chargers, Oct 17, 2022
42 vs. Kansas City Chiefs, Dec 11, 2022
- Most TDs** 1 at Los Angeles Rams, Dec 25, 2022
1 at Los Angeles Chargers, Oct 17, 2022






2023 GAME-BY-GAME REGULAR-SEASON STATISTICS (BRONCOS)

DATE	OPPONENT	P/S	RECEIVING					RUSHING					W/L	SCORE
			NO.	YDS.	AVG.	LG	TD	NO.	YDS.	AVG.	LG	TD		
09/10	Raiders	S	2	22	11.0	13	0	0	0	0.0	0	0	L	16-17
09/17	Commanders							INJURED RESERVE					L	33-35
09/24	at Dolphins							INJURED RESERVE					L	20-70
10/01	at Bears							INJURED RESERVE					W	31-28
10/08	Jets							INJURED RESERVE					L	21-31
10/12	at Chiefs	P	1	3	3.0	3	0	0	0	0.0	0	0	L	8-19
10/22	Packers							INJURED RESERVE					W	19-17
10/29	Chiefs							INJURED RESERVE					W	24-9
11/13	at Bills							INJURED RESERVE					W	24-22
11/19	Vikings							INJURED RESERVE					W	21-20
11/26	Browns							INJURED RESERVE					W	29-12
12/03	at Texans							INJURED RESERVE					L	17-22
12/10	at Chargers							INJURED RESERVE					W	24-7
12/16	at Lions							INJURED RESERVE					L	17-42
12/24	Patriots							INJURED RESERVE					L	23-26
12/31	Chargers							INJURED RESERVE					W	16-9
01/07	at Raiders							INJURED RESERVE					L	14-27
2023 TOTALS		2-1	3	25	8.3	13	0	0	0	0.0	0	0	8-9	

2024 GAME-BY-GAME REGULAR-SEASON STATISTICS (BRONCOS)

DATE	OPPONENT	P/S	RECEIVING					RUSHING					W/L	SCORE
			NO.	YDS.	AVG.	LG	TD	NO.	YDS.	AVG.	LG	TD		
09/08	at Seahawks	S	2	12	6.0	7	0	0	0	0.0	0	0	L	20-26
09/15	Steelers	P	3	16	5.3	9	0	0	0	0.0	0	0	L	6-13
09/22	at Buccaneers	S	0	0	0.0	0	0	0	0	0.0	0	0	W	26-7
09/29	at Jets	S	0	0	0.0	0	0	0	0	0.0	0	0	W	10-9
10/06	Raiders							ON INACTIVE LIST					W	34-18
10/13	Chargers							ON INACTIVE LIST					L	16-23
2024 TOTALS		4-3	5	28	5.6	9	0	0	0	0.0	0	0	3-3	





52 OLB



JONAH ELLISS

HEIGHT/WEIGHT: 6-2 / 246

COLLEGE: Utah

BIRTHDAY: Apr. 3, 2003

BORN: Moscow, Idaho

NFL EXPERIENCE: R

BRONCOS EXPERIENCE: R

GP/GS: 6/0

ACQUIRED: D3-'24

AT A GLANCE

- A rookie outside linebacker who has appeared in six games for Denver, totaling 10 tackles (7 solo) and 1.5 sacks (9 yds.).
- Appeared in 35 career games (18 starts) over three seasons at the University of Utah (2021-23), totaling 78 tackles (47 solo), 16 sacks (123 yds.), three passes defended, three forced fumbles and four fumbles recovered.
- Was named second team All-America by the Associated Press in 2023 after tallying 37 tackles (23 solo), 12 sacks (100 yds.), three passes defended and one forced fumble in 10 starts.
- Named Pac-12 Defensive Line Player of the Week vs. UCLA and at Oregon State during the 2023 season.
- Started 8-of-11 games played in 2022 and earned All-Pac-12 honorable mention accolades after totaling 26 tackles (15 solo), three sacks (16 yds.), two forced fumbles and two fumble recoveries.
- Recorded 15 tackles (9 solo) and two fumble recoveries in 14 appearances during his freshman year in 2021.
- Attended Moscow (Idaho) Senior High School where he was named all-league twice and Inland Empire League Player of the Year as a senior.
- His father, Luther, played in the National Football League for 10 seasons—including one year with Denver in 2004—while his brothers Kaden, Christian and Noah currently play at the NFL level.
- Selected by the Broncos in the third round (76th overall) of the 2024 NFL Draft.

2024: Elliss has appeared in six contests for Denver, totaling 10 tackles (7 solo) and 1.5 sacks (9 yds.)... Made his NFL debut at Sea. (9/8), appearing on defense and special teams... Recorded three solo tackles and his first-career sack on a one-yard takedown of Steelers QB Justin Fields vs. Pit. (9/15), becoming the 19th Broncos rookie to record a sack within his first two career games... Recorded a half sack (DT Malcolm Roach) of Jets QB Aaron Rodgers late in the fourth quarter to preserve Denver's lead at NYJ (9/29)... Tied for the most sacks (1.5) by a rookie in the NFL (Jets DL Leonard Taylor III, Packers LB Edgerrin Cooper).

COLLEGE: Elliss was named second team All-America by the Associated Press after tallying 37 tackles (23 solo), 12 sacks (100 yds.), three passes defended and one forced fumble in 10 starts as a junior in 2023... Missed part of the season due to an injury... Was named Pac-12 Defensive Line Player of the Week vs. UCLA and at Oregon State... Led the team in sacks (12) and tackles for loss (16)... Was leading the nation in sacks at the time of his injury... In 2022, started 8-of-11 games played and earned All-Pac-12 honorable mention accolades after totaling 26 tackles (15 solo), three sacks (16 yds.), two forced fumbles and two fumble recoveries... Tied for the team lead in forced fumbles (2) and fumble recoveries (2)... Recorded 15 tackles (9 solo) and two fumble recoveries in 14 appearances during his freshman year in 2021... Was named to the Pac-12 Academic Honor Roll.

PERSONAL: Elliss attended Moscow (Idaho) Senior High School where he was named all-league twice and Inland Empire League Player of the Year as a senior... Helped lead the Bears to two district titles... Elliss earned his bachelor's degree in communications from the University of Utah... His father, Luther, played in the National Football League for 10 seasons, including one year with Denver in 2004... Brothers Kaden, Christian and Noah also play at the NFL level... Jonah Elliss was born on April 3, 2003, in Moscow, Idaho.

Transactions

Signed by Denver as a draft pick 5/14/24.





Jonah Elliss' NFL Regular Season Defensive Statistics

DATE	TEAM	GP	GS	TACKLES							INTERCEPTIONS					O. FUMB				ST				MISC			
				TK	S	A	TFL	YDS	SK	YDS	QBH	NO	YDS	LG	TD	PD	FF	FR	TD	YDS	TK	S	A	FF	FR	S	A
2024	Broncos	6	0	10	7	3	3	10	1.5	9.0	2	0	0	0	0	1	0	0	0	0	2	0	2	0	0	0	0
NFL TOTALS		6	0	10	7	3	3	10	1.5	9.0	2	0	0	0	0	1	0	0	0	0	2	0	2	0	0	0	0

SINGLE-GAME HIGHS: DEFENSIVE

- Total Tackles** 4 vs. Pittsburgh Steelers, Sep 15, 2024
2 vs. Los Angeles Chargers, Oct 13, 2024
2 at New York Jets, Sep 29, 2024
1 vs. Las Vegas Raiders, Oct 06, 2024
1 at Tampa Bay Buccaneers, Sep 22, 2024
- Solo Tackles** 3 vs. Pittsburgh Steelers, Sep 15, 2024
1 at Tampa Bay Buccaneers, Sep 22, 2024
- Sacks** 1.0 vs. Pittsburgh Steelers, Sep 15, 2024
0.5 at New York Jets, Sep 29, 2024
- Passes Defensed** 1 vs. Los Angeles Chargers, Oct 13, 2024
- Tackles For Loss** 2 vs. Pittsburgh Steelers, Sep 15, 2024
- Special Teams Tackles** 1 at New York Jets, Sep 29, 2024
1 at Tampa Bay Buccaneers, Sep 22, 2024

2024 GAME-BY-GAME REGULAR-SEASON STATISTICS (BRONCOS)

DATE	OPPONENT	P/S	TACKLES							INTERCEPTIONS					O. FUMB				ST				MISC		SCORE			
			TK	S	A	SK	YDS	TFL	YDS	QBH	NO	YDS	LG	TD	PD	FF	FR	TD	YDS	TK	S	A	FF	FR		S	A	W/L
09/08	at Seahawks	P	0	0	0	0.0	0.0	0	0	0	0	0	0	0	0	0	0	0	0	0	0	0	0	0	0	0	L	20-26
09/15	Steelers	P	4	3	1	1.0	6.0	2	8	1	0	0	0	0	0	0	0	0	0	0	0	0	0	0	0	0	L	6-13
09/22	at Buccaneers	P	1	1	0	0.0	0.0	0	0	0	0	0	0	0	0	0	0	0	0	1	0	1	0	0	0	0	W	26-7
09/29	at Jets	P	2	1	1	0.5	3.0	1	2	1	0	0	0	0	0	0	0	0	0	1	0	1	0	0	0	0	W	10-9
10/06	Raiders	P	1	1	0	0.0	0.0	0	0	0	0	0	0	0	0	0	0	0	0	0	0	0	0	0	0	0	W	34-18
10/13	Chargers	P	2	1	1	0.0	0.0	0	0	0	0	0	0	0	1	0	0	0	0	0	0	0	0	0	0	0	L	16-23
2024 TOTALS		6-0	10	7	3	1.5	9.0	3	10	2	0	0	0	0	1	0	0	0	0	2	0	2	0	0	0	0	3-3	





23 RB



AUDRIC ESTIME

HEIGHT/WEIGHT: 5-11 / 227

COLLEGE: Notre Dame

BIRTHDAY: Sep. 4, 2003

BORN: Nyack, N.Y.

NFL EXPERIENCE: R

BRONCOS EXPERIENCE: R

GP/GS: 2/0

ACQUIRED: D5b-'24

AT A GLANCE

- 👉 A rookie running back who has played in two games with Denver (2024), totaling four carries for 27 yards (6.8 avg.). Appeared in 37 games (14 starts) over three seasons at the University of Notre Dame (2021-23).
- 👉 Named Associated Press second-team All-American in 2023 after leading the Irish in rushing for the second consecutive season.
- 👉 From 2022-2023, his 2,261 yards were the eighth most among all FBS players.
- 👉 Finished Notre Dame career with 2,321 rushing yards, good for 11th most in program history.
- 👉 In 2023, set a new single-season program record with 18 rushing touchdowns along with 1,341 rushing yards that were the fifth-most all time in program history.
- 👉 Prepped at St. Joseph Regional High School in Montvale, N.J., where he was named 2020 New Jersey Football Player of the Year by NJ.com.
- 👉 Recorded 190 carries for 1,857 yards and 22 touchdowns with 14 receptions for 185 yards and two touchdowns as a senior.
- 👉 Selected by the Broncos in the fifth round (147th overall) of the 2024 NFL Draft.

2024: Estime made his NFL debut in the Broncos' Week 1 matchup at Sea. (9/8), where he rushed twice for 14 yards (7.0 avg.).

COLLEGE: Estime appeared in 37 games (14 starts) over three seasons at the University of Notre Dame (2021-23)... Was named Associated Press second-team All-American after starting all 12 games and leading the Irish with 210 carries for 1,341 yards and 18 rushing touchdowns while adding 17 receptions for 142 yards... His 18 rushing touchdowns set a new single-season Notre Dame record while his 1,341 rushing yards ranked fifth-most in a season all time in program history... His 1,341 yards ranked eighth and his 111.8 yards per game ranked 10th most among all FBS players in 2023... Produced six 100-plus yard rushing games in 2023, the seventh most in a single season in program history... Made appearances in all 13 games (2 starts), leading the Irish with 156 carries for 920 yards and 11 touchdowns... His 11 rushing scores ranked 10th-most at the time in a single season in Notre Dame history... Made his first career start and recorded nine carries for 21 yards and a touchdown at Ohio State (9/3).. Recorded his first career game with 100-plus rushing yards at North Carolina (9/24), totaling 134 yards with two touchdowns... Played in 12 games, totaling seven carries for 60 yards (8.6 avg.)... Made his collegiate debut vs. Toledo (9/11).

PERSONAL: Estime attended St. Joseph Regional High School in Montvale, N.J., where he was named the 2020 New Jersey Football Player of the Year by NJ.com... Recorded 476 career carries for 3,641 yards and 48 touchdowns along with 14 career receptions for 185 yards and two touchdowns... As a senior in 2020, registered 190 carries for 1,857 yards and 22 touchdowns while adding 14 receptions for 185 yards and two touchdowns... Audric Estime was born on Sept. 6, 2003, in Nyack, N.Y.

Transactions

Signed by Denver as a draft pick 5/10/24.





Audric Estimate's NFL Regular Season Rushing/Receiving Statistics

DATE	TEAM	GP	GS	RUSHING					RECEIVING				
				NO.	YDS.	AVG.	LG	TD	NO.	YDS.	AVG.	LG	TD
2024	Broncos	2	0	4	27	6.8	12	0	0	0	0.0	0	0
NFL TOTALS		2	0	4	27	6.8	12	0	0	0	0.0	0	0

Audric Estimate's NFL Regular Season Return Statistics

DATE	TEAM	KICKOFF RETURNS					PUNT RETURNS					
		RET.	YDS.	AVG.	LG	TD	NO.	FC	YDS.	AVG.	LG	TD
2024	Broncos	0	0	0.0	0	0	0	0	0	0.0	0	0
NFL TOTALS		0	0	0.0	0	0	0	0	0	0.0	0	0

SINGLE-GAME HIGHS: RUSHING/RECEIVING

Rush Attempts 2 vs. Los Angeles Chargers, Oct 13, 2024
 2 at Seattle Seahawks, Sep 08, 2024

Rushing Yards 14 at Seattle Seahawks, Sep 08, 2024
 13 vs. Los Angeles Chargers, Oct 13, 2024

Longest Runs 12 at Seattle Seahawks, Sep 08, 2024
 11 vs. Los Angeles Chargers, Oct 13, 2024
 2 vs. Los Angeles Chargers, Oct 13, 2024
 2 at Seattle Seahawks, Sep 08, 2024


All-Purpose Yards 14 at Seattle Seahawks, Sep 08, 2024
 13 vs. Los Angeles Chargers, Oct 13, 2024

Scrimmage Yards 14 at Seattle Seahawks, Sep 08, 2024
 13 vs. Los Angeles Chargers, Oct 13, 2024

2024 GAME-BY-GAME REGULAR-SEASON STATISTICS (BRONCOS)

DATE	OPPONENT	P/S	RUSHING					RECEIVING					W/L	SCORE
			NO.	YDS.	AVG.	LG	TD	NO.	YDS.	AVG.	LG	TD		
09/08	at Seahawks	P	2	14	7.0	12	0	0	0	0.0	0	0	L	20-26
09/15	Steelers												L	6-13
09/22	at Buccaneers												W	26-7
09/29	at Jets												W	10-9
10/06	Raiders												W	34-18
10/13	Chargers	P	2	13	6.5	11	0	0	0	0.0	0	0	L	16-23
2024 TOTALS		2-0	4	27	6.8	12	0	0	0	0.0	0	0	3-3	





54 C



ALEX FORSYTH

HEIGHT/WEIGHT: 6-4 / 312

BIRTHDAY: Feb. 13, 1999

NFL EXPERIENCE: 2nd YR

GP/GS: 6/1

COLLEGE: Oregon

BORN: West Linn, Ore.

BRONCOS EXPERIENCE: 2nd YR

ACQUIRED: D7-'23

AT A GLANCE

- A second-year center who has appeared in six games (1 start at C) with the Broncos (2023-24) after making the initial 53-man roster as a rookie in 2023.
- Started 28-of-39 games played at the University of Oregon from 2018-22, making appearances at center, left guard, right guard and right tackle.
- Started 12 games in 2022, earning first-team All-Pac-12 honors by the league's coaches and became the first Oregon offensive lineman to be named a FWAA All-American since 2019.
- Selected second-team All-Pac-12 by the conference coaches for the second straight season in 2021 after appearing in 10 games (9 starts) at center.
- Named to the All-Pac-12 second team by the league's coaches after starting all seven games he appeared in at center during the 2020 season.
- Saw action in five games in each of the 2018 and '19 seasons, making appearances at left guard, right guard and right tackle.
- Attended West Linn (Ore.) High School, where he was named first-team 6A All-State and helped the Lions to an undefeated season as a senior.
- Named first-team 6A All-State and first-team All-Three Rivers League as a junior to help West Linn to a state runner-up finish.
- Selected by the Broncos in the seventh round (257th overall) of the 2023 NFL Draft.

2024: Forsyth made his NFL debut in the Broncos Week 1 matchup at Sea. (9/8), appearing in five special-teams snaps... Made his first career start at center vs. LAC (10/13).

2023: Forsyth made the 53-man roster as a rookie after being drafted in the seventh-round (257th overall) by the Broncos.

COLLEGE: Forsyth started 28-of-39 games he appeared in at the University of Oregon, making appearances at center, left guard, right guard and right tackle... Started 12 games at center in 2022, earning first-team All-Pac-12 accolades by the league's coaches and second-team All-Pac-12 by the Associated Press... Became the first Oregon offensive lineman to be named a FWAA All-American since 2019... Earned Pac-12 Offensive Lineman of the Week vs. UCLA (10/22)... Was named second-team All-Pac-12 for the second year in a row in 2021 by the league's coaches after playing in 10 games (9 starts) at center... Was named Pac-12 Offensive Lineman of the Week after helping the Ducks to an upset win at Ohio State (9/11)... Earned second-team All-Pac-12 honors in 2020 after starting all seven games at center... Led the team with 440 offensive snaps and allowed only one sack and four pressures on 231 pass-blocking downs... In 2019, appeared in five games at left guard, right guard and right tackle, totaling 47 snaps... Played in five games in 2018 after redshirting his freshman season, totaling 44 snaps at left guard, right guard and right tackle.

PERSONAL: Forsyth attended West Linn (Ore.) High School, where he was a key contributor to the program's success during his final two seasons there... As a senior, he helped the Lions to an undefeated record and state title while earning first-team 6A All-State honors... Paved the way for an offense that averaged 507.7 yards per game and 203.1 rushing yards per game during that senior season... Also named first-team 6A All-State as a junior, helping the Lions to a state runner-up finish... Majored in advertising at the University of Oregon... Alex Forsyth was born on Feb. 13, 1999, in West Linn, Ore.

Transactions

Signed by Denver as a draft pick 5/12/23.





Alex Forsyth's NFL Regular Season Statistics

DATE	TEAM	GP	GS
2023	Broncos	0	0
2024	Broncos	6	1
NFL TOTALS		6	1





48 LS



MITCHELL
FRABONI

HEIGHT/WEIGHT: 6-2 / 223

COLLEGE: Arizona State

BIRTHDAY: Oct. 28, 1996

BORN: Phoenix, Ariz.

NFL EXPERIENCE: 3rd YR

BRONCOS EXPERIENCE: 3rd YR

GP/GS: 27/0

ACQUIRED: FA-'22

AT A GLANCE

- A third-year long snapper who has appeared in 27 games with the Broncos (2022-24), totaling 14 special-teams tackles and one forced fumble during his career.
- Appeared in 16 games in 2023, totaling six special-teams tackles and one forced fumble.
- Played for the Pittsburgh Maulers of the United States Football League in the summer of 2022.
- Played collegiately as a long snapper at Arizona State, where he appeared in 42 games, logging 13 tackles (8 solo) and one fumble recovery.
- Entered the NFL as a college free agent with Houston on June 14, 2021.
- Joined the Broncos as a free agent on October 11, 2022.

2023: Fraboni played in 17 games for the Broncos, totaling six special-teams tackles and one forced fumble... Made one tackle on special teams vs. Was. (9/17)... Assisted on one special-teams tackle and also forced one fumble at K.C. (10/12)... Had one solo special-teams tackle in the win vs. K.C. (10/29)... Assisted on one special-teams tackle vs. Cle. (11/26)... Made one assisted special-teams tackle vs. LAC (12/31).

2022: Fraboni appeared in four games with Denver, totaling five special-teams tackles in 40 special-teams snaps.. Nabbed two special-teams tackles at Ten. (11/13).

COLLEGE: Fraboni played in 42 games in four seasons at Arizona State... Was credited with 13 tackles (8 solo) and one fumble recovery during his career with the Sun Devils... Was voted a Phil Steele third-team All-America long snapper in 2017... Tied for the team lead with five special-teams tackles as a sophomore.

PERSONAL: Fraboni attended Mountain Pointe High School in Phoenix, where he played defensive end, tight end and long snapper... Helped Mountain Pointe to it's first Arizona State title... Finished his high school career with 68 tackles (49 solo) and 10 sacks... Mitchell Fraboni was born on October 28, 1996 in Phoenix.

Transactions

Signed by Houston as a free agent 6/14/21; Waived by Houston 7/26/21; Signed by Houston 8/2/21; Waived by Houston 8/10/21; Signed by Denver (practice squad) 10/11/22; Signed by Denver (active roster) 10/24/22.

Mitchell Fraboni's NFL Regular Season Statistics

DATE	TEAM	GP
2022	Broncos	4
2023	Broncos	17
2024	Broncos	6
NFL TOTALS		27





Mitchell Fraboni's NFL Regular Season Defensive Statistics

DATE	TEAM	GP	GS	TACKLES							INTERCEPTIONS					O. FUMB				ST				MISC				
				TK	S	A	TFL	YDS	SK	YDS	QBH	NO	YDS	LG	TD	PD	FF	FR	TD	YDS	TK	S	A	FF	FR	S	A	
2022	Broncos	4	0	0	0	0	0	0	0	0.0	0.0	0	0	0	0	0	0	0	0	0	0	5	3	2	0	0	0	0
2023	Broncos	17	0	0	0	0	0	0	0	0.0	0.0	0	0	0	0	0	0	0	0	0	0	6	2	4	1	0	0	0
2024	Broncos	6	0	0	0	0	0	0	0	0.0	0.0	0	0	0	0	0	0	0	0	0	0	3	2	1	0	0	0	0
NFL TOTALS		27	0	0	0	0	0	0	0	0.0	0.0	0	0	0	0	0	0	0	0	0	0	14	7	7	1	0	0	0

2021 GAME-BY-GAME REGULAR-SEASON STATISTICS (TEXANS)


DATE	OPPONENT	W/L	SCORE
09/12	Jaguars	W	37-21
09/19	at Browns	L	21-31
09/23	Panthers	L	9-24
10/03	at Bills	L	0-40
10/10	Patriots	L	22-25
10/17	at Colts	L	3-31
10/24	at Cardinals	L	5-31
10/31	Rams	L	22-38
11/07	at Dolphins	L	9-17
11/21	at Titans	W	22-13
11/28	Jets	L	14-21
12/05	Colts	L	0-31
12/12	Seahawks	L	13-33
12/19	at Jaguars	W	30-16
12/26	Chargers	W	41-29
01/02	at 49ers	L	7-23
01/09	Titans	L	25-28
2021 TOTALS	0	4-13	

2022 GAME-BY-GAME REGULAR-SEASON STATISTICS (BRONCOS)

DATE	OPPONENT	W/L	SCORE
10/17	at Chargers	L	16-19 +
10/23	Jets	L	9-16
10/30	at Jaguars	W	21-17
11/13	at Titans	L	10-17
11/20	Raiders	L	16-22 +
11/27	at Panthers	L	10-23
12/04	at Ravens	L	9-10
12/11	Chiefs	L	28-34
12/18	Cardinals	W	24-15
12/25	at Rams	L	14-51
01/01	at Chiefs	L	24-27
01/08	Chargers	W	31-28
2022 TOTALS	4	3-9	

+ - Overtime





16 WR



TROY
FRANKLIN

HEIGHT/WEIGHT: 6-3 / 187

COLLEGE: Oregon

BIRTHDAY: Feb. 6, 2003

BORN: East Palo Alto, Calif.

NFL EXPERIENCE: R

BRONCOS EXPERIENCE: R

GP/GS: 5/3

ACQUIRED: D4-'24

AT A GLANCE

- 🐾 *A rookie wide receiver who has appeared in five games (3 starts) with Denver (2024), who has totaled seven receptions for 60 yards (8.6 avg.) with one touchdown.*
- 🐾 *Appeared in 40 games (30 starts) at the University of Oregon (2021-23), recording 160 receptions for 2,483 yards (15.5 avg.) with 25 touchdowns.*
- 🐾 *Since 2021, recorded the ninth-most receiving touchdowns (25) and 15th-most receiving yards in FBS.*
- 🐾 *Left Oregon as the all-time leader in receiving touchdowns with 25, and tied for the lead in 100-yard games (11).*
- 🐾 *In 2023, set Oregon single-season records in receiving yards (1,383), receiving touchdowns (14) and 100-yard receiving games (8).*
- 🐾 *Tied for the third-most receiving touchdowns (14) and recorded the sixth-most receiving yards in FBS during the 2023 season.*
- 🐾 *Caught 81 passes for 1,383 yards (17.1 avg.) with 14 touchdowns in 2023 and earned Associated Press All-America second team and All-Pac-12 first team honors.*
- 🐾 *Was named second team All-Pac 12 by the AP and league's coaches in 2022 after starting all 13 games and leading the team with 61 receptions for 891 yards (14.6 avg.) with nine scores.*
- 🐾 *Started 4-of-14 games played as a freshman in 2021, totaling 18 receptions for 209 yards (11.6 avg.) with two touchdowns.*
- 🐾 *Attended Menlo-Atherton High School in Atherton, Calif., where he finished his career with 102 receptions for 1,790 receiving yards (17.5 avg.) with 28 total touchdowns.*
- 🐾 *Selected by the Broncos in the fourth round (102nd overall) of the 2024 NFL Draft.*

2024: Franklin made his NFL debut in Week 2 vs. Pit. (9/15)... Caught his first pass in Week 3 at T.B. (9/22), finishing the game with two receptions for 11 yards (5.5 avg.)... Made his first career start in the win at NYJ (9/29)... Recorded his first career touchdown catch while also making two receptions for 31 yards (15.5 avg.) vs. LAC (10/13).

COLLEGE: Franklin Appeared in 40 games (30 starts) at the University of Oregon (2021-23), recording 160 receptions for 2,483 yards (15.5 avg.) with 25 touchdowns... Set Oregon single-season records in receiving yards (1,383), receiving touchdowns (14) and 100-yard receiving games (8)... Was named Associated Press All-America second team and All-Pac-12 first team... Left Oregon as the all-time leader in receiving touchdowns with 25, and tied for the lead in 100-yard games (11)... Caught 81 passes for 1,383 yards (17.5 avg.) with 14 touchdowns... His 14 receiving touchdowns tied for the third-most in FBS while his 1,383 yards ranked sixth... Started all 13 games played, leading the team with 61 receptions for 891 yards (14.6 avg.) with nine scores... His nine receiving scores ranked second in the Pac-12 while his 61 receptions ranked eighth in the conference... Was named second team All-Pac 12 by the AP and league's coaches... Started 4-of-14 games played as a freshman, totaling 18 receptions for 209 yards (11.6 avg.) with two touchdowns.

PERSONAL: Franklin attended Menlo-Atherton High School in Atherton, Calif., where he finished his career with 102 receptions for 1,790 receiving yards (17.5 avg.) with 28 total touchdowns... Also rushed for 238 yards on 17 carries (14.0 avg.)... Was named to the San Jose Mercury News first team All-Bay Area Offensive Team and the Prep2Prep's Central Coast Section Junior of the Year after catching 43 passes for 674 yards (15.7 avg.) with nine scores... Troy Franklin was born on Feb. 6, 2003, in East Palo Alto, Calif.

Transactions

Signed by Denver as a draft choice 6/3/24.





Troy Franklin's NFL Regular Season Rushing/Receiving Statistics

DATE	TEAM	GP	GS	RECEIVING					RUSHING				
				NO.	YDS.	AVG.	LG	TD	NO.	YDS.	AVG.	LG	TD
2024	Broncos	5	3	7	60	8.6	29	1	1	5	5.0	5	0
NFL TOTALS		5	3	7	60	8.6	29	1	1	5	5.0	5	0

Troy Franklin's NFL Regular Season Return Statistics

DATE	TEAM	KICKOFF RETURNS					PUNT RETURNS					
		RET.	YDS.	AVG.	LG	TD	NO.	FC	YDS.	AVG.	LG	TD
2024	Broncos	0	0	0.0	0	0	0	0	0	0.0	0	0
NFL TOTALS		0	0	0.0	0	0	0	0	0	0.0	0	0


SINGLE-GAME HIGHS: RUSHING/RECEIVING

- Longest Runs** 5 vs. Los Angeles Chargers, Oct 13, 2024
- Receptions** 2 vs. Los Angeles Chargers, Oct 13, 2024
2 at New York Jets, Sep 29, 2024
2 at Tampa Bay Buccaneers, Sep 22, 2024
- Receiving Yards** 31 vs. Los Angeles Chargers, Oct 13, 2024
20 vs. Las Vegas Raiders, Oct 06, 2024
11 at Tampa Bay Buccaneers, Sep 22, 2024
- Longest Receptions** 29 vs. Los Angeles Chargers, Oct 13, 2024
20 vs. Las Vegas Raiders, Oct 06, 2024
6 at Tampa Bay Buccaneers, Sep 22, 2024
5 at Tampa Bay Buccaneers, Sep 22, 2024
2t vs. Los Angeles Chargers, Oct 13, 2024
...1 more at 2.
- Receiving TDs** 1 vs. Los Angeles Chargers, Oct 13, 2024
- All-Purpose Yards** 31 vs. Los Angeles Chargers, Oct 13, 2024
20 vs. Las Vegas Raiders, Oct 06, 2024
11 at Tampa Bay Buccaneers, Sep 22, 2024
- Most TDs** 1 vs. Los Angeles Chargers, Oct 13, 2024
- Scrimmage Yards** 36 vs. Los Angeles Chargers, Oct 13, 2024
20 vs. Las Vegas Raiders, Oct 06, 2024
11 at Tampa Bay Buccaneers, Sep 22, 2024

2024 GAME-BY-GAME REGULAR-SEASON STATISTICS (BRONCOS)

DATE	OPPONENT	P/S	RECEIVING					RUSHING					W/L	SCORE
			NO.	YDS.	AVG.	LG	TD	NO.	YDS.	AVG.	LG	TD		
09/08	at Seahawks		ON INACTIVE LIST										L	20-26
09/15	Steelers	P	0	0	0.0	0	0	0	0	0.0	0	0	L	6-13
09/22	at Buccaneers	P	2	11	5.5	6	0	0	0	0.0	0	0	W	26-7
09/29	at Jets	S	2	-2	-1.0	2	0	0	0	0.0	0	0	W	10-9
10/06	Raiders	S	1	20	20.0	20	0	0	0	0.0	0	0	W	34-18
10/13	Chargers	S	2	31	15.5	29	1	1	5	5.0	5	0	L	16-23
2024 TOTALS		5-3	7	60	8.6	29	1	1	5	5.0	5	0	3-3	





98 DE



JOHN
FRANKLIN-MYERS

HEIGHT/WEIGHT: 6-4 / 288

COLLEGE: Stephen F. Austin

BIRTHDAY: Sep. 26, 1996

BORN: Greenville, Texas

NFL EXPERIENCE: 7th YR

BRONCOS EXPERIENCE: 1st YR

GP/GS: 87/57

ACQUIRED: T (NYJ)-'24

AT A GLANCE

- 🐾 *A seventh-year defensive end who has appeared in 87 games (57 starts) and three postseason games with the Rams (2018), Jets (2019-23) and Broncos (2024), totaling 149 tackles (69 solo), 21.5 sacks (173.5 yds.), one interception (32 yds.), seven passes defended, two forced fumbles and three fumble recoveries.*
- 🐾 *Started all 17 games in 2023 and recorded a combined 33 tackles (15 solo), 3.5 sacks (37.5 yds.) and a career-high three passes defended.*
- 🐾 *Totaled a career-high 38 tackles (16 solo), five sacks (39 yds.) and one pass defended in 17 starts in 2022.*
- 🐾 *Finished the 2021 season with 35 tackles (17 solo), a career-high six sacks (44 yds.), one interception (32 yds.), one pass defended and one forced fumble.*
- 🐾 *In 2020, played in 15 games (2 starts) with the Jets, totaling 19 tackles (8 solo), three sacks (25 yds.), two passes defended and two forced fumbles.*
- 🐾 *Played at Stephen F. Austin State University (2014-17), where he appeared in 41 games (33 starts) and totaled 130 tackles (70 solo), 17.5 sacks (124 yds.), two fumble recoveries (9 yds.) and five forced fumbles.*
- 🐾 *Was a one-time All-Southland Conference selection and two-time second-team All-Southland Conference honoree with the Lumberjacks.*
- 🐾 *Selected by the Rams in the fourth round (135th overall) of the 2018 NFL Draft.*
- 🐾 *Traded to Denver from the N.Y. Jets on April 29, 2024.*

2024: Franklin-Myers has appeared in six games (5 starts) for Denver, recording 14 tackles (7 solo) and two sacks (14 yds.)... Started in his Broncos debut at Sea. (9/8) nabbing two solo tackles... Tallied two tackles (1 solo) and one sack (7 yds.) at T.B. (9/22)... Totaled three tackles (1 solo) and a sack (7 yds.) of QB Aaron Rodgers at NYJ (9/29).

2023: Franklin-Myers started all 17 games and recorded a combined 33 tackles (15 solo), 3.5 sacks (37.5 yds.) and a career-high three passes defended... Anchored a defensive line that helped the Jets rank first in the league in yards allowed per play (4.57), second in passing defense (168.3 ypg) and third in total defense (292.3 ypg)... Totaled four tackles (1 solo) and one nine-yard sack in the season-opener vs. Buf. (9/11)... Made four tackles (1 solo) at NYG (10/29)... Recorded his second sack of the season with one quarterback takedown (11 yds.) in addition to two tackles (1 solo) and a career-high three passes defended vs. LAC (11/6)... Tallied a sack in a second consecutive game after taking down Raiders QB Aidan O'Connell for an 11-yard loss along with two tackles (1 solo) at L.V. (11/12)... Finished with four tackles (2 solo)—including assisting on one sack (6.5 yds.)—vs. Was. (12/24).

2022: Franklin-Myers totaled a career-high 38 tackles (16 solo), five sacks (39 yds.) and one pass defended in 17 starts... Played on a defense that finished fourth in the league in total defense (311.1 ypg), third in passing defense (189.4 ypg) and second in yards per play (4.8)... Set a career-high seven tackles (3 solo) at Pit. (10/2)... Assisted on one sack (2.5 yds.) in addition to recording two tackles (1 solo) and one pass defended vs. Mia. (10/9)... Registered two tackles (1 solo) and one sack (7 yds.) at G.B. (10/16)... Tallied one sack (5 yds.) and three tackles (2 solo) vs. N.E. (10/30)... Assisted on three tackles and recorded one sack (9 yds.) at N.E. (11/20)... Recorded three tackles (1 solo) and assisted on one sack (3.5 yds.) vs. Chi. (11/27)... Recorded his fifth sack of the season with one quarterback takedown (12 yds.) in addition to four tackles (1 solo) at Sea. (1/1).

2021: Franklin-Myers finished the season with 35 tackles (17 solo), a career-high six sacks (44 yds.), one interception (32 yds.), one pass defended and one forced fumble... Made three tackles (2 solo) and had one sack (9 yds.) in the season opener at Car. (9/12)... Posted one sack (10 yds.) in his second consecutive game in addition to making three tackles (1 solo) and forcing one fumble vs. N.E. (9/19)... Posted five tackles (1 solo) at Den. (9/26)... Notched four tackles (3 solo) and one sack (8 yds.) vs. Ten. (10/3)... Tallied his fourth sack of the season along with three tackles (2 solo) at Ind. (11/4)... Set a career-high two sacks (17 yds.) and intercepted his first career pass (32 yds.) in addition to making three solo tackles at Hou. (11/28).

2020: Franklin-Myers played in 15 games (2 starts) with the Jets, totaling 19 tackles (8 solo), three sacks (25 yds.), two passes defended and two forced fumbles... Tallied an 11-yard sack along with four tackles (2 solo) vs. Ari. (10/11)...





Recovered one fumble vs. Buf. (10/25)... Made three tackles (1 solo) in his first career start at K.C. (11/1)... Posted one solo tackle—including one sack (5 yds.)— in a win at LAR (12/20)... Broke up one pass and recovered one fumble in addition to posting three tackles (1 solo) and one sack (9 yds.) vs. Cle. (12/27).

2019: Franklin-Myers was made inactive by the N.Y. Jets for the first three weeks of the season... Was picked up by the Jets off waivers after being cut by the L.A. Rams after training camp... Missed Weeks 5-17 after being placed on injured reserve on Oct. 4.

2018: Franklin-Myers played in all 16 games after being drafted by the L.A. Rams in the fourth round (135th overall) in the 2018 NFL Draft... Finished with 10 tackles (6 solo), two sacks (14 yds.), one forced fumble and one fumble recovery... Made his NFL debut in Week 1 at Oak. (9/10), totaling two tackles (1 solo)... Forced one fumble and recorded his first career sack (4 yds.) vs. Min. (9/27)... Recovered his first career fumble vs. K.C. (11/19)... Notched his second sack of the season (10 yds.) at Chi. (12/9).

COLLEGE: Franklin-Myers played at Stephen F. Austin State University, where he played in 41 games (33 starts) in four seasons (2014-17)... Produced 130 tackles (70 solo), 17.5 sacks (124 yds.), two fumble recoveries (9 yds.) and five forced fumbles... Named second-team All-Southland Conference as a senior in 2017 after playing 11 games (10 starts), totaling 55 tackles (27 solo), 3.5 sacks (24 yds.) and one forced fumble... Appeared in all 11 games (9 starts) in 2016 on his way to first-team All-Southland Conference honors, totaling 32 tackles (20 solo), eight sacks (59 yds.), two fumble recoveries (9 yds.) and four forced fumbles... Finished with 32 tackles (17 solo), six sacks (41 yds.) and five quarterback hits in 11 games (4 starts) in 2015 to earn second-team All-Southland Conference honors.

PERSONAL: Franklin-Myers attended Greenville (Texas) High School, where he was a three-year defensive starter, two-time first-team all-district and one-time honorable mention all-district... Was also named Defensive MVP twice for the program... Additionally lettered in basketball as well as track and field... John Franklin-Myers was born on Sept. 29, 1996 in Greenville, Texas.

Transactions

Signed by L.A. Rams as a draft choice 4/27/24; Waived by L.A. Rams 8/31/19; Acquired via Waivers by N.Y. Jets 9/1/19; Re-Signed by N.Y. Jets 10/8/21; Traded to Denver 4/29/24.

REGULAR SEASON COMPARISON: DEFENSIVE - NEW ORLEANS SAINTS

DATE	OPP	W/L	GP/GS	TACKLES							MISC				
				TOT	SOLO	ASST	SACK	YDS.	INT	TFL	PD	QBH	TD	FF	FR
11/4/18	LA @ NO	L	P	0	0	0	0.0	0.0	0	0	0	0	0	0	0
12/12/21	NYJ vs. NO	L	S	3	1	2	0.0	0.0	0	0	0	0	0	0	0
TOTALS		0/2	2/1	3	1	2	0.0	0.0	0	0	0	0	0	0	0

POSTSEASON COMPARISON: DEFENSIVE - NEW ORLEANS SAINTS

DATE	OPP	W/L	GP/GS	TACKLES							MISC				
				TOT	SOLO	ASST	SACK	YDS.	INT	TFL	PD	QBH	TD	FF	FR
1/20/19	LA @ NO	W	P	2	1	1	0.0	0.0	0	0	0	0	0	0	0
TOTALS		1/0	1/0	2	1	1	0.0	0.0	0	0	0	0	0	0	0





John Franklin-Myers' NFL Regular Season Defensive Statistics

DATE	TEAM	GP	GS	TACKLES							INTERCEPTIONS					O. FUMB			ST		MISC						
				TK	S	A	TFL	YDS	SK	YDS	QBH	NO	YDS	LG	TD	PD	FF	FR	TD	YDS	TK	S	A	FF	FR	S	A
2018	Rams	16	0	10	6	4	1	10	2.0	14.0	6	0	0	0	0	0	1	1	0	0	0	0	0	0	0	0	0
2019	Rams	0	0	0	0	0	0	0	0.0	0.0	0	0	0	0	0	0	0	0	0	0	0	0	0	0	0	0	
Went from L.A. Rams to N.Y. Jets .																											
2019	Jets	0	0	0	0	0	0	0	0.0	0.0	0	0	0	0	0	0	0	0	0	0	0	0	0	0	0	0	0
2019	TOTAL	0	0	0	0	0	0	0	0.0	0.0	0	0	0	0	0	0	0	0	0	0	0	0	0	0	0	0	0
2020	Jets	15	2	19	8	11	5	29	3.0	25.0	13	0	0	0	0	2	0	2	0	0	0	0	0	0	0	0	0
2021	Jets	16	16	35	17	18	6	43	6.0	44.0	14	1	32	32	0	1	1	0	0	0	0	0	0	0	0	0	0
2022	Jets	17	17	38	16	22	4	26	5.0	39.0	20	0	0	0	0	1	0	0	0	0	0	0	0	0	0	0	0
2023	Jets	17	17	33	15	18	6	32	3.5	37.5	14	0	0	0	0	3	0	0	0	0	0	0	0	0	0	0	0
2024	Broncos	6	5	14	7	7	3	15	2.0	14.0	4	0	0	0	0	0	0	0	0	0	0	0	0	0	0	0	0
NFL TOTALS		87	57	149	69	80	25	155	21.5	173.5	71	1	32	32	0	7	2	3	0	0	0	0	0	0	0	0	0

John Franklin-Myers' NFL Postseason Defensive Statistics

DATE	TEAM	GP	GS	TACKLES							INTERCEPTIONS					O. FUMB			ST		MISC						
				TK	S	A	TFL	YDS	SK	YDS	QBH	NO	YDS	LG	TD	PD	FF	FR	TD	YDS	TK	S	A	FF	FR	S	A
2018	Rams	3	0	3	2	1	0	0	1.0	9.0	1	0	0	0	0	0	1	0	0	0	0	0	0	0	0	0	0
NFL TOTALS		3	0	3	2	1	0	0	1.0	9.0	1	0	0	0	0	0	1	0	0	0	0	0	0	0	0	0	

SINGLE-GAME HIGHS: DEFENSIVE

- Total Tackles** 7 at Pittsburgh Steelers, Oct 02, 2022
5 at Denver Broncos, Sep 26, 2021
4 vs. Washington Commanders, Dec 24, 2023
4 at New York Giants, Oct 29, 2023
4 vs. Buffalo Bills, Sep 11, 2023
...3 more at 4.
- Solo Tackles** 3 vs. Pittsburgh Steelers, Sep 15, 2024
3 at Pittsburgh Steelers, Oct 02, 2022
3 at Houston Texans, Nov 28, 2021
...1 more at 3.
- Sacks** 2.0 at Houston Texans, Nov 28, 2021
1.0 at New York Jets, Sep 29, 2024
1.0 at Tampa Bay Buccaneers, Sep 22, 2024
1.0 at Las Vegas Raiders, Nov 12, 2023
...15 more at 1.0.
- Passes Defensed** 1 at Houston Texans, Nov 28, 2021
1 vs. Cleveland Browns, Dec 27, 2020
1 at Indianapolis Colts, Sep 27, 2020
- Forced Fumbles** 1 vs. New England Patriots, Sep 19, 2021
1 vs. Minnesota Vikings, Sep 27, 2018
- Fumble Recoveries** 1 vs. Cleveland Browns, Dec 27, 2020
1 vs. Buffalo Bills, Oct 25, 2020
- Tackles For Loss** 1 vs. Kansas City Chiefs, Nov 19, 2018
2 at Houston Texans, Nov 28, 2021
2 vs. Tennessee Titans, Oct 03, 2021
2 at Carolina Panthers, Sep 12, 2021
1 at New York Jets, Sep 29, 2024
...18 more at 1.
- Interceptions** 1 at Houston Texans, Nov 28, 2021
- Interception Return Yards** 32 at Houston Texans, Nov 28, 2021

SINGLE-GAME HIGHS - POSTSEASON: DEFENSIVE

- Total Tackles** 2 at New Orleans Saints, Jan 20, 2019
1 vs. New England Patriots, Feb 03, 2019
- Solo Tackles** 1 vs. New England Patriots, Feb 03, 2019
1 at New Orleans Saints, Jan 20, 2019
- Sacks** 1.0 vs. New England Patriots, Feb 03, 2019
- Forced Fumbles** 1 vs. New England Patriots, Feb 03, 2019





2023 GAME-BY-GAME REGULAR-SEASON STATISTICS (JETS)

DATE	OPPONENT	P/S	TACKLES					INTERCEPTIONS					O. FUMB				ST				MISC			SCORE					
			TK	S	A	SK	YDS	TFL	YDS	QBH	NO	YDS	LG	TD	PD	FF	FR	TD	YDS	TK	S	A	FF		FR	S	A	W/L	
09/11	Bills	S	4	1	3	1.0	9.0	1	9	2	0	0	0	0	0	0	0	0	0	0	0	0	0	0	0	0	0	W	22-16 +
09/17	at Cowboys	S	2	2	0	0.0	0.0	0	0	1	0	0	0	0	0	0	0	0	0	0	0	0	0	0	0	0	L	10-30	
09/24	Patriots	S	2	1	1	0.0	0.0	0	0	1	0	0	0	0	0	0	0	0	0	0	0	0	0	0	0	0	L	10-15	
10/01	Chiefs	S	2	1	1	0.0	0.0	0	0	3	0	0	0	0	0	0	0	0	0	0	0	0	0	0	0	L	20-23		
10/08	at Broncos	S	2	1	1	0.0	0.0	1	0	0	0	0	0	0	0	0	0	0	0	0	0	0	0	0	0	W	31-21		
10/15	Eagles	S	2	1	1	0.0	0.0	0	0	1	0	0	0	0	0	0	0	0	0	0	0	0	0	0	0	W	20-14		
10/29	at Giants	S	4	1	3	0.0	0.0	1	1	0	0	0	0	0	0	0	0	0	0	0	0	0	0	0	0	W	13-10 +		
11/06	Chargers	S	2	1	1	1.0	11.0	1	11	3	0	0	0	0	3	0	0	0	0	0	0	0	0	0	0	L	6-27		
11/12	at Raiders	S	2	1	1	1.0	11.0	1	11	1	0	0	0	0	0	0	0	0	0	0	0	0	0	0	0	L	12-16		
11/19	at Bills	S	0	0	0	0.0	0.0	0	0	0	0	0	0	0	0	0	0	0	0	0	0	0	0	0	0	L	6-32		
11/24	Dolphins	S	0	0	0	0.0	0.0	0	0	0	0	0	0	0	0	0	0	0	0	0	0	0	0	0	0	L	13-34		
12/03	Falcons	S	2	1	1	0.0	0.0	0	0	0	0	0	0	0	0	0	0	0	0	0	0	0	0	0	0	L	8-13		
12/10	Texans	S	0	0	0	0.0	0.0	0	0	0	0	0	0	0	0	0	0	0	0	0	0	0	0	0	0	W	30-6		
12/17	at Dolphins	S	2	0	2	0.0	0.0	0	0	0	0	0	0	0	0	0	0	0	0	0	0	0	0	0	0	L	0-30		
12/24	Commanders	S	4	2	2	0.5	6.5	1	0	1	0	0	0	0	0	0	0	0	0	0	0	0	0	0	0	W	30-28		
12/28	at Browns	S	2	1	1	0.0	0.0	0	0	1	0	0	0	0	0	0	0	0	0	0	0	0	0	0	0	L	20-37		
01/07	at Patriots	S	1	1	0	0.0	0.0	0	0	0	0	0	0	0	0	0	0	0	0	0	0	0	0	0	0	W	17-3		
2023 TOTALS		17-17	33	15	18	3.5	37.5	6	32	14	0	0	0	0	3	0	0	0	0	0	0	0	0	0	0	0	7-10		

+ - Overtime

2024 GAME-BY-GAME REGULAR-SEASON STATISTICS (BRONCOS)


DATE	OPPONENT	P/S	TACKLES					INTERCEPTIONS					O. FUMB				ST				MISC			SCORE				
			TK	S	A	SK	YDS	TFL	YDS	QBH	NO	YDS	LG	TD	PD	FF	FR	TD	YDS	TK	S	A	FF		FR	S	A	W/L
09/08	at Seahawks	S	2	2	0	0.0	0.0	1	1	0	0	0	0	0	0	0	0	0	0	0	0	0	0	0	0	0	L	20-26
09/15	Steelers	S	3	3	0	0.0	0.0	0	0	0	0	0	0	0	0	0	0	0	0	0	0	0	0	0	0	0	L	6-13
09/22	at Buccaneers	S	2	1	1	1.0	7.0	1	7	1	0	0	0	0	0	0	0	0	0	0	0	0	0	0	0	W	26-7	
09/29	at Jets	S	3	1	2	1.0	7.0	1	7	2	0	0	0	0	0	0	0	0	0	0	0	0	0	0	0	W	10-9	
10/06	Raiders	P	2	0	2	0.0	0.0	0	0	0	0	0	0	0	0	0	0	0	0	0	0	0	0	0	0	W	34-18	
10/13	Chargers	S	2	0	2	0.0	0.0	0	0	1	0	0	0	0	0	0	0	0	0	0	0	0	0	0	0	L	16-23	
2024 TOTALS		6-5	14	7	7	2.0	14.0	3	15	4	0	0	0	0	0	0	0	0	0	0	0	0	0	0	0	3-3		

2018 GAME-BY-GAME POSTSEASON STATISTICS (RAMS)

DATE	OPPONENT	P/S	TACKLES					INTERCEPTIONS					O. FUMB				ST				MISC			SCORE				
			TK	S	A	SK	YDS	TFL	YDS	QBH	NO	YDS	LG	TD	PD	FF	FR	TD	YDS	TK	S	A	FF		FR	S	A	W/L
01/12	Cowboys	P	0	0	0	0.0	0.0	0	0	0	0	0	0	0	0	0	0	0	0	0	0	0	0	0	0	0	W	30-22
01/20	at Saints	P	2	1	1	0.0	0.0	0	0	0	0	0	0	0	0	0	0	0	0	0	0	0	0	0	0	0	W	26-23 +
02/03	Patriots	P	1	1	0	1.0	9.0	0	0	1	0	0	0	0	0	1	0	0	0	0	0	0	0	0	0	L	3-13	
2018 TOTALS		3-0	3	2	1	1.0	9.0	0	0	1	0	0	0	0	1	0	0	0	0	0	0	0	0	0	0	2-1		

+ - Overtime





84 WR



LIL' JORDAN
HUMPHREY

HEIGHT/WEIGHT: 6-4 / 225

COLLEGE: Texas

BIRTHDAY: Apr. 19, 1998

BORN: Southlake, Texas

NFL EXPERIENCE: 6th YR

BRONCOS EXPERIENCE: 2nd YR

GP/GS: 47/17

ACQUIRED: FA-'23

AT A GLANCE

- 👉 A sixth-year wide receiver who has appeared in 47 games (17 starts) with the Saints (2019-21), Patriots (2022) and Broncos (2023-24), tallying 44 catches for 620 yards (14.1 avg.) with six touchdowns.
- 👉 Made 13 catches for 162 yards (12.5 avg.) with a career-high three touchdown catches in 17 games (8 starts) in his first season with Denver during the 2023 season.
- 👉 Has also played in two postseason contests with New Orleans (2019-20).
- 👉 Appeared in six games (2 starts) with New England in 2022, totaling two catches for 20 yards (10.0 avg.) on 128 offensive snaps.
- 👉 Had his best season yet in 2021, totaling career highs of 249 receiving yards, 13 catches (19.2 avg.) and two scores in 10 games (4 starts) with the Saints.
- 👉 Caught three passes for 46 yards (15.3 avg.) and had one touchdown catch in 2020.
- 👉 Appeared in 36 games (18 starts) in three seasons at the University of Texas (2016-18), finishing his career with 125 receptions for 1,622 yards (13.0 avg.) with 10 scores along with six rushes for 25 yards (4.2 avg.) with one touchdown.
- 👉 As a junior in 2018, played in 14 games (12 starts) and led Texas with 86 catches for 1,176 yards (13.7 avg.) and nine touchdowns.
- 👉 Attended Southlake Carroll High School in Southlake, Texas, where he was named a two-time All-State selection by the Texas Sports Writers Association.
- 👉 Entered the NFL as a college free agent with New Orleans on May 10, 2019.
- 👉 Signed by the Broncos as a free agent on March 7, 2023.

2024: Humphrey caught four passes for 50 yards (12.5 avg) in the home opener vs. Pit. (9/15)... Caught a career-high six passes for 37 yards (6.2 avg.) in the Week 3 win at T.B. (9/22)... Made two catches for 48 yards (24.0 avg.) vs. L.V. (10/6).

2023: Humphrey made 13 catches for 162 yards (12.5 avg.) with a career-high three touchdown catches in 17 games (8 starts) in his first season with Denver... Made his Broncos debut vs. L.V. (9/10), catching the first touchdown pass of the season from QB Russell Wilson while also making two catches for 11 yards (5.5 avg.)... Recorded his second touchdown reception of the season when he caught three passes for 16 yards (5.3 avg.) at Det. (12/16)... Caught two passes for 69 yards (34.5 avg.), including a career-high receiving catch of 54 yards, vs. LAC (12/31).

2022: Humphrey appeared in six games (2 starts) with New England, totaling two catches for 20 yards (10.0 avg.) on 128 offensive snaps while appearing in 24 special-teams plays... Made his Patriots debut at Mia. (9/11)... Caught his first pass with the team at Pit. (9/18).

2021: Humphrey had his best season yet, totaling career highs of 249 receiving yards, 13 catches (19.2 avg.) and two scores in 10 games (4 starts)... Caught a four-yard pass for a touchdown at Phi. (11/21)... Made a career-high three catches for 47 yards (15.7 avg.) vs. Buf. (11/25)... Made two catches for 49 yards (24.5 avg.) along with his third career touchdown vs. Dal. (12/2)... Had three receptions for a career-high 70 yards (23.3 avg.), including a 56-yard grab, vs. Mia. (12/27)... Had 26 yards on two catches (13.0 avg.) vs. Car. (1/2).

2020: Humphrey played in three games (1 start), catching three passes for 46 yards (15.3 avg.) and had one touchdown catch... Caught his first career pass and scored his first receiving touchdown vs. K.C. (12/20), finishing the game with two catches for 29 yards (14.5 avg.)... Caught another pass for 17 yards at Car. (1/3).

2019: Humphrey started one-of-five games he played in after being signed by New Orleans as a college free agent... Played in 52 offensive snaps and seven special-teams snaps... Made his NFL debut at Sea. (9/22).

COLLEGE: Humphrey started 18-of-36 games played in three seasons at the University of Texas (2016-18), finishing with 125 receptions for 1,622 yards (13.0 avg.) with 10 scores along with six rushes for 25 yards (4.2 avg.) with one touchdown... Also returned 11 kickoffs for 252 yards (22.9 avg.)... As a junior in 2018, played in 14 games (12 starts) and led the team with 86 catches for 1,176 yards (13.7 avg.) and nine touchdowns... His 1,176 receiving yards were the third-most in a single season in program history at the time and was named honorable mention All-Big 12... Caught 37 passes for 431 yards with one score





and was named honorable mention All-Big 12 in 2017.

PERSONAL: Humphrey attended Southlake Carroll High School in Southlake, Texas, where he was a two-time all-state selection... Named first-team 6A All-State by the Texas Sports Writers Association as an all-purpose player and second-team as a running back by the Associated Press in 2015... Rushed 184 times for 1,292 yards (7.2 avg.) with 14 touchdowns, and caught 57 passes for 876 yards with eight touchdowns as a senior... Named second-team 6A All-State by the Texas Sports Writers Association and honorable mention by Associated Press as a running back in 2014... Rushed for 1,828 yards with 29 touchdowns on 289 carries (6.3 avg.), while making 26 receptions for 285 yards with three touchdowns as a junior... Also competed in basketball and high jump... Lil'Jordan Humphrey was born on April 19, 1998 in Southlake, Texas.

Transactions

Signed by New Orleans as a college free agent 5/10/19; Waived by New Orleans 8/31/19; Signed by New Orleans (practice squad) 9/1/19; Signed by New Orleans (active roster) 9/18/19; Waived by New Orleans 10/26/19; Signed by New Orleans (practice squad) 10/29/19; Signed by New Orleans (active roster) 12/28/19; Waived by New Orleans 9/5/20; Signed by New Orleans (practice squad) 9/6/20; Released by New Orleans 9/30/20; Signed by New Orleans (practice squad) 12/9/20; Signed reserve/futures contract with New Orleans 1/18/21; Signed by New England 6/16/22; Waived by New England 8/30/22; Signed by New England (practice squad) 8/31/22; Signed by England (active roster) 9/13/22; Waived by New England 10/11/22; Signed by New England (practice squad) 10/13/22; Released by New England 11/15/22; Signed by Denver 3/7/23; Released by Denver 10/11/23; Signed by Denver (practice squad) 10/12/23; Signed by Denver (active roster) 10/18/23; Released by Denver 10/20/23; Signed by Denver (practice squad) 10/21/23; Signed by Denver (active roster) 10/25/24; Re-signed by Denver 3/14/24.

Lil'Jordan Humphrey's NFL Regular Season Rushing/Receiving Statistics

DATE	TEAM	GP	GS	RECEIVING					RUSHING				
				NO.	YDS.	AVG.	LG	TD	NO.	YDS.	AVG.	LG	TD
2019	Saints	5	1	0	0	0.0	0	0	0	0	0.0	0	0
2020	Saints	3	1	3	46	15.3	17t	1	0	0	0.0	0	0
2021	Saints	10	4	13	249	19.2	56	2	0	0	0.0	0	0
2022	Patriots	6	2	2	20	10.0	11	0	0	0	0.0	0	0
2023	Broncos	17	8	13	162	12.5	54t	3	0	0	0.0	0	0
2024	Broncos	6	1	13	143	11.0	27	0	0	0	0.0	0	0
NFL TOTALS		47	17	44	620	14.1	56	6	0	0	0.0	0	0

Lil'Jordan Humphrey's NFL Postseason Rushing/Receiving Statistics

DATE	TEAM	GP	GS	RECEIVING					RUSHING				
				NO.	YDS.	AVG.	LG	TD	NO.	YDS.	AVG.	LG	TD
2019	Saints	1	0	0	0	0.0	0	0	0	0	0.0	0	0
2020	Saints	1	0	1	14	14.0	14	0	0	0	0.0	0	0
NFL TOTALS		2	0	1	14	14.0	14	0	0	0	0.0	0	0





Lil'Jordan Humphrey's NFL Regular Season Return Statistics

DATE	TEAM	KICKOFF RETURNS					PUNT RETURNS					
		RET.	YDS.	AVG.	LG	TD	NO.	FC	YDS.	AVG.	LG	TD
2019	Saints	0	0	0.0	0	0	0	0	0	0.0	0	0
2020	Saints	0	0	0.0	0	0	0	0	0	0.0	0	0
2021	Saints	0	0	0.0	0	0	0	0	0	0.0	0	0
2022	Patriots	0	0	0.0	0	0	0	0	0	0.0	0	0
2023	Broncos	0	0	0.0	0	0	0	0	0	0.0	0	0
2024	Broncos	0	0	0.0	0	0	0	0	0	0.0	0	0
NFL TOTALS		0	0	0.0	0	0	0	0	0	0.0	0	0

Lil'Jordan Humphrey's NFL Postseason Return Statistics

DATE	TEAM	KICKOFF RETURNS					PUNT RETURNS					
		RET.	YDS.	AVG.	LG	TD	NO.	FC	YDS.	AVG.	LG	TD
2019	Saints	0	0	0.0	0	0	0	0	0	0.0	0	0
2020	Saints	0	0	0.0	0	0	0	0	0	0.0	0	0
NFL TOTALS		0	0	0.0	0	0	0	0	0	0.0	0	0

SINGLE-GAME HIGHS: RECEIVING

<p>Receptions 6 at Tampa Bay Buccaneers, Sep 22, 2024 4 vs. Pittsburgh Steelers, Sep 15, 2024 3 at Detroit Lions, Dec 16, 2023 3 vs. Miami Dolphins, Dec 27, 2021 3 vs. Buffalo Bills, Nov 25, 2021</p> <p>Receiving Yards 70 vs. Miami Dolphins, Dec 27, 2021 69 vs. Los Angeles Chargers, Dec 31, 2023 50 vs. Pittsburgh Steelers, Sep 15, 2024 49 vs. Dallas Cowboys, Dec 02, 2021 48 vs. Las Vegas Raiders, Oct 06, 2024</p> <p>Receiving Average 23.3 vs. Miami Dolphins, Dec 27, 2021 15.7 vs. Buffalo Bills, Nov 25, 2021 12.5 vs. Pittsburgh Steelers, Sep 15, 2024 6.2 at Tampa Bay Buccaneers, Sep 22, 2024 5.3 at Detroit Lions, Dec 16, 2023</p> <p>Longest Receptions 56 vs. Miami Dolphins, Dec 27, 2021 54t vs. Los Angeles Chargers, Dec 31, 2023 27 vs. Las Vegas Raiders, Oct 06, 2024 27 vs. Pittsburgh Steelers, Sep 15, 2024 27 at Carolina Panthers, Sep 19, 2021</p>	<p>Receiving TDs 1 vs. Los Angeles Chargers, Dec 31, 2023 1 at Detroit Lions, Dec 16, 2023 1 vs. Las Vegas Raiders, Sep 10, 2023 ...3 more at 1.</p> <p>All-Purpose Yards 70 vs. Miami Dolphins, Dec 27, 2021 69 vs. Los Angeles Chargers, Dec 31, 2023 50 vs. Pittsburgh Steelers, Sep 15, 2024 49 vs. Dallas Cowboys, Dec 02, 2021 48 vs. Las Vegas Raiders, Oct 06, 2024</p> <p>Most TDs 1 vs. Los Angeles Chargers, Dec 31, 2023 1 at Detroit Lions, Dec 16, 2023 1 vs. Las Vegas Raiders, Sep 10, 2023 ...3 more at 1.</p> <p>Miscellaneous Tackles 1 at Seattle Seahawks, Oct 25, 2021</p>
---	--

SINGLE-GAME HIGHS - POSTSEASON: RECEIVING

<p>Receptions 1 vs. Chicago Bears, Jan 10, 2021</p> <p>Receiving Yards 14 vs. Chicago Bears, Jan 10, 2021</p>	<p>Longest Receptions 14 vs. Chicago Bears, Jan 10, 2021</p> <p>All-Purpose Yards 14 vs. Chicago Bears, Jan 10, 2021</p>
---	--





2023 GAME-BY-GAME REGULAR-SEASON STATISTICS (BRONCOS)

DATE	OPPONENT	P/S	RECEIVING					RUSHING					W/L	SCORE
			NO.	YDS.	AVG.	LG	TD	NO.	YDS.	AVG.	LG	TD		
09/10	Raiders							PRACTICE SQUAD					L	16-17
09/17	Commanders							PRACTICE SQUAD					L	33-35
09/24	at Dolphins	P	0	0	0.0	0	0	0	0	0.0	0	0	L	20-70
10/01	at Bears	S	1	11	11.0	11	0	0	0	0.0	0	0	W	31-28
10/08	Jets	S	0	0	0.0	0	0	0	0	0.0	0	0	L	21-31
10/12	at Chiefs	P	0	0	0.0	0	0	0	0	0.0	0	0	L	8-19
10/22	Packers	P	0	0	0.0	0	0	0	0	0.0	0	0	W	19-17
10/29	Chiefs	P	0	0	0.0	0	0	0	0	0.0	0	0	W	24-9
11/13	at Bills	P	1	14	14.0	14	0	0	0	0.0	0	0	W	24-22
11/19	Vikings	P	0	0	0.0	0	0	0	0	0.0	0	0	W	21-20
11/26	Browns	S	1	13	13.0	13	0	0	0	0.0	0	0	W	29-12
12/03	at Texans	P	1	12	12.0	12	0	0	0	0.0	0	0	L	17-22
12/10	at Chargers	S	1	12	12.0	12	0	0	0	0.0	0	0	W	24-7
12/16	at Lions	S	3	16	5.3	8	1	0	0	0.0	0	0	L	17-42
12/24	Patriots	S	0	0	0.0	0	0	0	0	0.0	0	0	L	23-26
12/31	Chargers	P	2	69	34.5	54t	1	0	0	0.0	0	0	W	16-9
01/07	at Raiders	P	0	0	0.0	0	0	0	0	0.0	0	0	L	14-27
2023 TOTALS		15-6	10	147	14.7	54T	2	0	0	0.0	0	0	8-9	

2024 GAME-BY-GAME REGULAR-SEASON STATISTICS (BRONCOS)

DATE	OPPONENT	P/S	RECEIVING					RUSHING					W/L	SCORE
			NO.	YDS.	AVG.	LG	TD	NO.	YDS.	AVG.	LG	TD		
09/08	at Seahawks	P	0	0	0.0	0	0	0	0	0.0	0	0	L	20-26
09/15	Steelers	S	4	50	12.5	27	0	0	0	0.0	0	0	L	6-13
09/22	at Buccaneers	P	6	37	6.2	17	0	0	0	0.0	0	0	W	26-7
09/29	at Jets	P	0	0	0.0	0	0	0	0	0.0	0	0	W	10-9
10/06	Raiders	P	2	48	24.0	27	0	0	0	0.0	0	0	W	34-18
10/13	Chargers	P	1	8	8.0	8	0	0	0	0.0	0	0	L	16-23
2024 TOTALS		6-1	13	143	11.0	27	0	0	0	0.0	0	0	3-3	

2019 GAME-BY-GAME POSTSEASON STATISTICS (SAINTS)


DATE	OPPONENT	P/S	RECEIVING					RUSHING					W/L	SCORE
			NO.	YDS.	AVG.	LG	TD	NO.	YDS.	AVG.	LG	TD		
01/05	Vikings	P	0	0	0.0	0	0	0	0	0.0	0	0	L	20-26 +
2019 TOTALS		1-0	0	0	0.0	0	0	0	0	0.0	0	0	0-1	

+ - Overtime

2020 GAME-BY-GAME POSTSEASON STATISTICS (SAINTS)

DATE	OPPONENT	P/S	RECEIVING					RUSHING					W/L	SCORE
			NO.	YDS.	AVG.	LG	TD	NO.	YDS.	AVG.	LG	TD		
01/10	Bears	P	1	14	14.0	14	0	0	0	0.0	0	0	W	21-9
01/17	Buccaneers							PRACTICE SQUAD/INJURED RESERVE					L	20-30
2020 TOTALS		1-0	1	14	14.0	14	0	0	0	0.0	0	0	1-1	





94 DL



JORDAN JACKSON

HEIGHT/WEIGHT: 6-5 / 285

COLLEGE: Air Force

BIRTHDAY: Jan. 30, 1998

BORN: Jacksonville, Fla.

NFL EXPERIENCE: 1st YR

BRONCOS EXPERIENCE: 1st YR

GP/GS: 6/0

ACQUIRED: FA-'23

AT A GLANCE

- A first-year defensive lineman who has appeared in six games for the Broncos in 2024 after spending the 2023 season competing on the Broncos' practice squad.
- Played in 49 games (37 starts) at Air Force (2017-21), totaling 140 tackles (73 solo), 15.5 sacks (137 yds.), 29.5 tackles for loss, two forced fumbles and six passes defended.
- Left Air Force ranking second in program history in sack yardage.
- Started all 13 games in 2021, producing 41 tackles (24 solo), a career-high 7.5 sacks, one pass defended and a forced fumble to earn second-team All-Mountain West Conference honors.
- Played in 13 games (12 starts) in 2019, notching 38 tackles (16 solo), 3.5 sacks (26 yds.), two passes defended and four quarterback hurries and earning All-Mountain West Honorable Mention honors.
- Named second-team All-Mountain West after starting all 12 games in 2018, recording 54 tackles (27 solo), 4.5 sacks and 12.5 tackles for loss.
- Signed by Denver as a free agent on Jan. 10, 2023.
- Entered the NFL as a sixth-round draft choice (194th overall) by New Orleans in 2022.

2024: Jackson has appeared in six games for Denver, totaling seven tackles (1 solo)... Made his NFL debut at Sea. (9/8), appearing on defense and special teams... Recorded first two career tackles vs. Pit. (9/15)... Totaled three tackles (1 solo) at T.B. (9/22).

2023: Jackson spent the entire season competing on the Broncos' practice squad.

2022: Spent the year competing on the Saints' practice squad.

COLLEGE: Jackson played in 49 games (37 starts) at Air Force (2017-21), totaling 140 tackles (73 solo), 15.5 sacks (137 yds.), 29.5 tackles for loss, two forced fumbles and six passes defended... Left Air Force ranking second in program history in sack yardage... Started all 13 games in 2021, producing 41 tackles (24 solo), a career-high 7.5 sacks, one pass defended and a forced fumble to earn second-team All-Mountain West Conference honors... Played in 13 games (12 starts) in 2019, notching 38 tackles (16 solo), 3.5 sacks (26 yds.), two passes defended and four quarterback hurries... Was named All-Mountain West honorable mention in 2019... Named second-team All-Mountain West after starting all 12 games in 2018, recording 54 tackles (27 solo), 4.5 sacks and 12.5 tackles for loss.

PERSONAL: Jackson prepped at The Bolles School in Jacksonville, Fla... Was named a two-time All-City selection and earned All-State honorable mention as a senior... Also lettered in wrestling and weightlifting... Jordan Jackson was born on Jan. 30, 1998, in Jacksonville, Fla.

Transactions

Signed by New Orleans as a draft choice May 13, 2022; Waived by New Orleans 8/30/22; Signed by New Orleans (practice squad) 8/31/22; Signed by Denver 1/10/23; Waived by Denver (8/29/23; Signed by Denver (practice squad) 8/31/23; Signed by Denver 1/9/24.





SINGLE-GAME HIGHS: DEFENSIVE

Total Tackles 3 at Tampa Bay Buccaneers, Sep 22, 2024
 2 vs. Pittsburgh Steelers, Sep 15, 2024
 1 vs. Los Angeles Chargers, Oct 13, 2024
 1 vs. Las Vegas Raiders, Oct 06, 2024

Solo Tackles 1 at Tampa Bay Buccaneers, Sep 22, 2024

2023 GAME-BY-GAME REGULAR-SEASON STATISTICS (BRONCOS)

DATE	OPPONENT	P/S	TACKLES							INTERCEPTIONS				O. FUMB				ST				MISC				SCORE		
			TK	S	A	SK	YDS	TFL	YDS	QBH	NO	YDS	LG	TD	PD	FF	FR	TD	YDS	TK	S	A	FF	FR	S		A	W/L
09/10	Raiders																									L	16-17	
09/17	Commanders																									L	33-35	
09/24	at Dolphins																									L	20-70	
10/01	at Bears																									W	31-28	
10/08	Jets																									L	21-31	
10/12	at Chiefs																									L	8-19	
10/22	Packers																									W	19-17	
10/29	Chiefs																									W	24-9	
11/13	at Bills																									W	24-22	
11/19	Vikings																									W	21-20	
11/26	Browns																									W	29-12	
12/03	at Texans																									L	17-22	
12/10	at Chargers																									W	24-7	
12/16	at Lions																									L	17-42	
12/24	Patriots																									L	23-26	
12/31	Chargers																									W	16-9	
01/07	at Raiders																									L	14-27	
2023 TOTALS			0	0	0	0	0	0	0	0	0	0	0	0	0	0	0	0	0	0	0	0	0	0	0	0	0	8-9

2024 GAME-BY-GAME REGULAR-SEASON STATISTICS (BRONCOS)

DATE	OPPONENT	P/S	TACKLES							INTERCEPTIONS				O. FUMB				ST				MISC				SCORE		
			TK	S	A	SK	YDS	TFL	YDS	QBH	NO	YDS	LG	TD	PD	FF	FR	TD	YDS	TK	S	A	FF	FR	S		A	W/L
09/08	at Seahawks	P	0	0	0	0	0	0	0	0	0	0	0	0	0	0	0	0	0	0	0	0	0	0	0	0	L	20-26
09/15	Steelers	P	2	0	2	0	0	0	0	0	0	0	0	0	0	0	0	0	0	0	0	0	0	0	0	0	L	6-13
09/22	at Buccaneers	P	3	1	2	0	0	0	0	0	0	0	0	0	0	0	0	0	0	0	0	0	0	0	0	0	W	26-7
09/29	at Jets	P	0	0	0	0	0	0	0	0	0	0	0	0	0	0	0	0	0	0	0	0	0	0	0	0	W	10-9
10/06	Raiders	P	1	0	1	0	0	0	0	0	0	0	0	0	0	0	0	0	0	0	0	0	0	0	0	0	W	34-18
10/13	Chargers	P	1	0	1	0	0	0	0	0	0	0	0	0	0	0	0	0	0	0	0	0	0	0	0	0	L	16-23
2024 TOTALS			6	0	7	1	6	0	0	0	0	0	0	0	0	0	0	0	0	0	0	0	0	0	0	0	3-3	





22 S



BRANDON JONES

HEIGHT/WEIGHT: 6-1/190

COLLEGE: Texas

BIRTHDAY: Apr. 2, 1998

BORN: Nacogdoches, Texas

NFL EXPERIENCE: 5th YR

BRONCOS EXPERIENCE: 1st YR

GP/GS: 59/36

ACQUIRED: UFA (Mia.)-'24

AT A GLANCE

- A fifth-year safety who has appeared in 59 career regular-season games (36 starts) for the Dolphins (2020-23) and Broncos (2024), recording 274 tackles (174 solo), eight sacks (78 yds.), four interceptions (85 yds.), 12 passes defended, five forced fumbles, four fumble recoveries and eight special-teams stops.
- Made 16 appearances (6 starts) in 2023, totaling 46 tackles (35 solo), a career-high two interceptions (40 yds.), four passes defended, one forced fumble and one fumble recovery.
- Started all seven games played, recording 49 tackles (26 solo), two sacks (30 yds.), three passes defended and one forced fumble in 2022.
- In 2021, produced a career highs with 76 tackles (45 solo) and five sacks (39 yds.) along with one interception (8 yds.), one pass defended, one forced fumble and two fumble recoveries in 15 games (13 starts).
- Played in all 16 games (4 starts) as a rookie in 2020, recording totals of 59 tackles (40 solo), one sack (9 yds.), one pass defended and one forced fumble.
- Appeared in 47 games (35 starts) at the University of Texas, recording 233 tackles (175 solo), one sack (7 yds.), four interceptions (33 yds.), 11 passes defended, two forced fumbles and two fumble recoveries.
- Earned honorable mention All-Big 12 as a junior in 2018 after starting 10 games and totaling 70 tackles (48 solo), two interceptions (26 yds.), three passes defended and two fumble recoveries.
- Attended Nacogdoches (Texas) High School, where he was an All-American as well as two-time all-state and all-district honoree.
- Signed by Denver as an unrestricted free agent on March 13, 2024
- Selected in the third-round (70th overall) of the 2020 NFL Draft by Miami.

2024: Jones has started all six games for Denver, tallying 44 tackles (28 solo), one interception (37 yds.), three passes defended, one forced fumble and one fumble recovery... Started his Broncos debut at Sea. (9/8), tallying six tackles (4 solo)... Recorded seven tackles vs. Pit. (9/15)... Recorded his first interception and fumble recovery as a Bronco, picking off Buccaneers QB Baker Mayfield and returning it for 37 yards to set up the offense inside the 10-yard line in the first quarter, and recovering a fumble (forced by CB Riley Moss) and returning it 34 yards late in the fourth quarter to help secure the victory at T.B. (9/22)... Tallied five tackles (3 solo), one pass defended and forced a fumble (recovered by CB Riley Moss) on the Jets' first possession of the game at NYJ (9/29)... Recorded eight tackles (3 solo) vs. L.V. (10/6)... Led the team with a career-high 12 tackles (11 solo) and one pass defended vs. LAC (10/13).

2023: Jones made 16 appearances (6 starts), totaling 46 tackles (35 solo), a career-high two interceptions (40 yds.), four passes defended, one forced fumble and one fumble recovery... Recorded seven tackles (4 solo) and broke up one pass vs. N.E. (10/29)... Made five tackles (4 solo) at Was. (12/3)... Registered seven tackles (5 solo), one forced fumble and one pass defended vs. Ten. (12/11)... Notched a career-high with two interceptions (40 yds.) along with five solo tackles and two passes defended vs. NYJ (12/17)... Tallied nine tackles (7 solo) and one fumble recovery vs. Dal. (12/24)... Had eight tackles (6 solo) vs. Buf. (1/7)... Appeared in his first postseason game, starting at K.C. (1/13) and finishing with eight tackles (4 solo) and one forced fumble.

2022: Jones started all seven games played, recording 49 tackles (26 solo), two sacks (30 yds.), three passes defended and one forced fumble... Placed on injured reserve (knee) on Oct 25... Started the season with a career-high 11 tackles (6 solo) along with one sack (13 yds.), one forced fumble and one pass defended vs. N.E. (9/11)... Broke up one pass and totaled nine tackles 96 solo) vs. Buf. (9/25)... Notched his second sack of the season for a 17-yard loss along with nine tackles (5 solo) at NYJ (10/9)... Totaled six tackles (3 solo) and one pass defended vs. Min. (10/16)... Had seven tackles (2 solo) vs. Pit. (10/23).

2021: Jones produced a career highs with 76 tackles (45 solo) and five sacks (39 yds.) along with one interception (8 yds.), one pass defended, one forced fumble and two fumble recoveries in 15 games (13 starts)... Recovered one fumble and logged six tackles (5 solo) vs. Buf. (9/19)... Recorded a career-high two sacks (22 yds.) along with six tackles (4 solo) at L.V. (9/16)... Made six tackles (3 solo) and recovered one fumble vs. Hou. (11/7)... Finished with seven tackles (6 solo) vs. Bal.





(11/11)... Recorded his first of three consecutive games with a sack at NYJ (11/21), bringing down Jets QB Joe Flacco for a six-yard loss on top of forcing one fumble and totaling six tackles (2 solo)... Had an eight-yard sack along with six tackles (4 solo) vs. NYJ (12/19)... Intercepted his first career pass—returning it eight yards—and registered six tackles (2 solo), including a three-yard sack, at N.O. (12/27)... Made eight tackles (4 solo) vs. N.E. (1/9).

2020: Jones played in all 16 games (4 starts) with Miami as a rookie after being drafted by the team in the third round (70th overall) in the 2020 NFL Draft... Recorded totals of 59 tackles (40 solo), one sack (9 yds.), one pass defended and one forced fumble... Made his first career start in Week 1 at N.E. (9/13), totaling nine tackles (7 solo)... Recorded his first career pass defended and also notched three solo tackles vs. NYJ (10/18)... Made eight tackles (4 solo) vs. K.C. (12/13)... Forced his first career fumble and also made six tackles (4 solo) vs. N.E. (12/20).

COLLEGE: Jones appeared in 47 games (35 starts) at the University of Texas, recording 233 tackles (175 solo), one sack (7 yds.), four interceptions (33 yds.), 11 passes defended, two forced fumbles and two fumble recoveries... Also returned three kickoffs for 55 yards (18.3 avg.) and 14 punts for 161 yards (11.5 avg.)... Started all 13 games in 2019, logging 86 tackles (64 solo), one sack (7 yds.), two interceptions (7 yds.), six passes defended, one forced fumble and one fumble recovery... Earned honorable mention All-Big 12 as a junior in 2018 after starting 10 games and totaling 70 tackles (48 solo), two interceptions (26 yds.), three passes defended and two fumble recoveries... Produced 61 tackles (51 solo), two passes defended and one forced fumble in 12 games (12 starts) in 2017.

PERSONAL: Jones attended Nacogdoches (Texas) High School, where he was an All-American as well as two-time all-state and all-district honoree... Was named Defensive Player of the Year in Texas and to the All-USA Texas First Team by USA Today in 2015... recorded 124 tackles, 16 tackles for loss and two interceptions as well as eight touchdowns between offense and special teams as a senior in 2015... Also earned first-team all-state and all-district honors as a senior... Registered 30 tackles and two forced fumble as a junior... Tabbed first-team all-district and honorable mention all-state in 2013 after totaling 95 tackles, five interceptions (1 TD) and 13 passes defended... Also competed in track and field in the 100m, 4x100m and 4x200m... Brandon Jones was born on April 2, 1998, in Nacogdoches, Texas.

Transactions

Signed by Miami as a draft pick 5/13/20; Signed by Denver 3/13/24.

REGULAR SEASON COMPARISON: DEFENSIVE - NEW ORLEANS SAINTS

DATE	OPP	W/L	GP/GS	TACKLES								MISC				
				TOT	SOLO	ASST	SACK	YDS.	INT	TFL	PD	QBH	TD	FF	FR	
12/27/21	MIA @ NO	W	S	6	2	4	1.0	3.0	1	1	1	1	0	0	0	
TOTALS			1/0	1/1	6	2	4	1.0	3.0	1	1	1	1	0	0	0

Brandon Jones' NFL Regular Season Defensive Statistics

DATE	TEAM	GP	GS	TACKLES								INTERCEPTIONS					O. FUMB				ST				MISC			
				TK	S	A	TFL	YDS	SK	YDS	QBH	NO	YDS	LG	TD	PD	FF	FR	TD	YDS	TK	S	A	FF	FR	S	A	
2020	Dolphins	15	4	59	40	19	3	14	1.0	9.0	1	0	0	0	0	1	1	0	0	0	3	1	2	0	0	0	0	
2021	Dolphins	15	13	76	45	31	6	34	5.0	39.0	10	1	8	8	0	1	1	2	0	3	3	3	0	0	0	0		
2022	Dolphins	7	7	49	26	23	1	17	2.0	30.0	2	0	0	0	0	3	1	0	0	0	0	0	0	0	0			
2023	Dolphins	16	6	46	35	11	2	5	0.0	0.0	1	2	40	40	0	4	1	1	0	0	2	1	1	0	0			
2024	Broncos	6	6	44	28	16	0	0	0.0	0.0	0	1	37	37	0	3	1	1	0	34	0	0	0	0	0			
NFL TOTALS		59	36	274	174	100	12	70	8.0	78.0	14	4	85	40	0	12	5	4	0	37	8	5	3	0	0	0		

Brandon Jones' NFL Postseason Defensive Statistics

DATE	TEAM	GP	GS	TACKLES								INTERCEPTIONS					O. FUMB				ST				MISC			
				TK	S	A	TFL	YDS	SK	YDS	QBH	NO	YDS	LG	TD	PD	FF	FR	TD	YDS	TK	S	A	FF	FR	S	A	
2022	Dolphins	0	0	0	0	0	0	0	0.0	0.0	0	0	0	0	0	0	0	0	0	0	0	0	0	0	0			
2023	Dolphins	1	1	8	4	4	0	0	0.0	0.0	1	0	0	0	0	0	1	0	0	0	0	0	0	0	0			
NFL TOTALS		1	1	8	4	4	0	0	0.0	0.0	1	0	0	0	0	0	1	0	0	0	0	0	0	0	0			





2024 GAME-BY-GAME REGULAR-SEASON STATISTICS (BRONCOS)

DATE	OPPONENT	P/S	TACKLES							INTERCEPTIONS				O. FUMB				ST			MISC			SCORE				
			TK	S	A	SK	YDS	TFL	YDS	QBH	NO	YDS	LG	TD	PD	FF	FR	TD	YDS	TK	S	A	FF		FR	S	A	W/L
09/08	at Seahawks	S	6	4	2	0.0	0.0	0	0	0	0	0	0	0	0	0	0	0	0	0	0	0	0	0	0	0	L	20-26
09/15	Steelers	S	7	3	4	0.0	0.0	0	0	0	0	0	0	0	0	0	0	0	0	0	0	0	0	0	0	L	6-13	
09/22	at Buccaneers	S	6	4	2	0.0	0.0	0	0	0	1	37	37	0	1	0	1	0	34	0	0	0	0	0	0	W	26-7	
09/29	at Jets	S	5	3	2	0.0	0.0	0	0	0	0	0	0	0	1	1	0	0	0	0	0	0	0	0	0	W	10-9	
10/06	Raiders	S	8	3	5	0.0	0.0	0	0	0	0	0	0	0	0	0	0	0	0	0	0	0	0	0	0	W	34-18	
10/13	Chargers	S	12	11	1	0.0	0.0	0	0	0	0	0	0	0	1	0	0	0	0	0	0	0	0	0	0	L	16-23	
2024 TOTALS		6-6	44	28	16	0.0	0.0	0	0	0	1	37	37	0	3	1	1	0	34	0	0	0	0	0	0	3-3		


2022 GAME-BY-GAME POSTSEASON STATISTICS (DOLPHINS)

DATE	OPPONENT	P/S	TACKLES							INTERCEPTIONS				O. FUMB				ST			MISC			SCORE			
			TK	S	A	SK	YDS	TFL	YDS	QBH	NO	YDS	LG	TD	PD	FF	FR	TD	YDS	TK	S	A	FF		FR	S	A
01/15	at Bills		INJURED RESERVE																				L	31-34			
2022 TOTALS			0	0	0	0.0	0.0	0	0	0	0	0	0	0	0	0	0	0	0	0	0	0	0	0	0	0-1	

2023 GAME-BY-GAME POSTSEASON STATISTICS (DOLPHINS)

DATE	OPPONENT	P/S	TACKLES							INTERCEPTIONS				O. FUMB				ST			MISC			SCORE			
			TK	S	A	SK	YDS	TFL	YDS	QBH	NO	YDS	LG	TD	PD	FF	FR	TD	YDS	TK	S	A	FF		FR	S	A
01/13	at Chiefs	S	8	4	4	0.0	0.0	0	0	1	0	0	0	0	0	1	0	0	0	0	0	0	0	0	0	L	7-26
2023 TOTALS		1-1	8	4	4	0.0	0.0	0	0	1	0	0	0	0	0	1	0	0	0	0	0	0	0	0	0	0-1	





93 DT



D.J.
JONES

HEIGHT/WEIGHT: 6-0 / 305

COLLEGE: Mississippi

BIRTHDAY: Jan. 19, 1995

BORN: Greenville, S.C.

NFL EXPERIENCE: 8th YR

BRONCOS EXPERIENCE: 3rd YR

GP/GS: 98/83

ACQUIRED: UFA (S.F.)-'22

AT A GLANCE

- An eighth-year defensive tackle who has appeared in 98 career regular-season games (83 starts) and three postseason contests (all starts) with San Francisco (2017-21) and Denver (2022-24).
- Totaled 221 tackles (152 solo), 11 sacks (90 yds.), nine passes defended, six forced fumbles and two fumble recoveries during his career.
- Became the first Broncos defensive tackle since at least 1994 to record at least three forced fumbles in a single season with his three forced fumbles in 2023.
- Finished his second season in Denver with 46 tackles (30 solo), two sacks (23 yds.), three forced fumbles and two fumble recoveries in 16 starts in 2023.
- Tallied eight tackles (four solo) and one sack (13 yds.) in three postseason contests.
- Started all 15 games he appeared in with the Broncos during the 2022 season, posting 34 tackles (22 solo), two sacks (14 yds.) and a career-high six passes defended.
- Started all 17 games for the 49ers in 2021, posting a career-high 56 tackles (40 solo), two sacks (20 yds.), one pass defended and career-high two forced fumbles.
- Opened all 14 games in 2020, nabbing 20 tackles (14 solo), career-high three sacks (16 yds.) and one pass defended.
- Registered 23 tackles (19 solo), two sacks (17 yds.), and one forced fumble in 11 games played (all starts) in 2019.
- Played 10 games (4 starts) in 2018, collecting 17 tackles (11 solo).
- Appeared in nine games during his rookie season (2017) and totaled 10 tackles (8 solo) and one pass defended for San Francisco.
- Started 15-of-25 games played at the University of Mississippi (2015-16), registering 70 tackles (34 solo), six sacks (33 yds.), one interception, one forced fumble and one fumble recovery.
- Signed by the Broncos as an unrestricted free agent (S.F.) on March 16, 2022.
- Selected by the 49ers in the sixth round (198th overall) of the 2017 NFL Draft.

2024: Jones has started all six contests for Denver, tallying 15 tackles (8 solo)... Recorded four tackles (2 solo) including one tackle for loss vs. L.V. (10/6).

2023: Jones finished his second season in Denver with 46 tackles (30 solo), two sacks (23 yds.), three forced fumbles and two fumble recoveries in 16 starts... Jones became the first Broncos defensive tackle since at least 1994 to record at least three forced fumbles in a single season... Tallied three tackles (2 solo) in the season opener vs. L.V. (9/10)... Made four unassisted tackles and had one quarterback hit in the comeback win at Chi. (10/1)... Had three tackles, including one tackle for loss, in the win vs. G.B. (10/22)... Forced one fumble and made three tackles (2 solo) in the win vs. Min. (11/19)... Recovered his first career fumble to help set up a touchdown drive and also made one assisted tackle in the win vs. Cle. (11/26)... Made five tackles (3 solo), including one tackle for loss, at Hou. (12/3)... Recorded his 10th career sack (7 yds.) on Lions QB Jared Goff at Det. (12/16) and also made four tackles (3 solo) in the game... Forced a strip sack on Patriots QB Bailey Zappe and recovered the ball while also making four tackles (2 solo) vs. N.E. (12/24)... Recorded four tackles (3 solo) at L.V. (1/7).

2022: Jones started all 15 games he appeared in, posting 34 tackles (22 solo), two sacks (14 yds.) and a career-high six passes defended... His six passes defended are the most by a Denver defensive tackle in a single season since former Broncos DT Malik Jackson (7) in 2015... Produced four tackles (3 solo) and a pass defended in his Broncos debut at Sea. (9/12)... Posted his first sack (8 yds.) with Denver along with three tackles (2 solo) and a pass defended at L.V. (10/2)... Tallied a sack in back-to-back games for the first time in his career after bringing down Colts QB Matt Ryan and also made five tackles (4 solo) vs. Ind. (10/6)... Batted a pass down from Titans QB Ryan Tannehill and made three tackles (2 solo) at Ten. (11/13)... Had a pass defended and an assisted tackle vs. L.V. (11/20)... Produced his sixth pass defended of the season and had two tackles (1 solo) vs. Ari. (12/18).

2021: Jones started all 17 regular-season games played for San Francisco, totaling a career-high 56 tackles (40 solo), two sacks (20 yds.), one pass defended and career-high two forced fumbles... Tallied one forced fumble and had three tackles (2





solo) vs. Sea. (10/3)... Recorded one sack (14 yds.) and added four solo tackles at Ari. (10/10)... Posted a career-high eight tackles (4 solo) vs. Ari. (11/15)... Nabbed seven solo tackles and his second forced fumble of the season at Sea. (12/5)... Collected one sack (6 yds.) and one pass defended in the season finale at LAR (1/9)... Started all three of San Francisco's postseason contests, tallying eight tackles (4 solo) and one sack (13 yds.)... Had one sack (13 yds.) in the NFC Wild Card Game at Dal. (1/16)... Added four tackles (2 solo) in the divisional round at G.B. (1/22)... Posted three tackles (1 solo) in the NFC Championship Game at LAR (1/30).

2020: Jones tallied 20 tackles (14 solo), career-high three sacks (16 yds.) and one pass defended while starting all 14 games played... Posted one sack (1 yd.) and one pass defended vs. Ari. (9/13)... Collected one sack (7 yds.) vs. Phi. (10/4)... Collected his third sack (8 yds.) of the season at Ari. (12/26)... Registered a career-high four tackles (2 solo) in the season finale vs. Sea. (1/3).

2019: Jones started all 11 games played, recording 23 tackles (19 solo), two sacks (17 yds.) and one forced fumble... Totaled season-high five tackles (4 solo) and one sack (10 yds.) vs. Car. (10/27)... Added one sack (7 yds.) vs. Sea. (11/11)... Had one forced fumble and added two tackles (1 solo) at N.O. (12/8).

2018: Jones played 10 games (4 starts), totaling 17 tackles (11 solo)... Made his first career start and posted a season-high four tackles (2 solo) vs. Den. (12/9)... Recorded three tackles in three consecutive weeks (Weeks 15-17) to conclude the season.

2017: Jones, who was selected by the 49ers in the sixth round (198th overall) of the 2017 NFL Draft, appeared in nine games, tallying 10 tackles (8 solo) and one pass defended... Made his NFL debut and had one solo tackle vs. Car. (9/10)... Recorded his first career pass defended at Sea. (9/17)... Posted a season-high four solo tackles vs. Dal. (10/22).

COLLEGE: Jones started 15-of-25 games played during his final two collegiate seasons at Ole Miss (2015-16)... Registered 70 tackles (34 solo), six sacks (33 yds.), one interception, one forced fumble and one fumble recovery... Began his collegiate career at East Mississippi Community College (Scooba, Miss.)... Was a two-year starter who helped guide East Mississippi to a 24-0 record and two National Junior College Athletic Association (NJCAA) national championships during his tenure... Earned Mississippi Association of Community and Junior Colleges (MACJC) all-region and all-state honors as a sophomore in 2014.

PERSONAL: Jones attended Wren High School in Piedmont, S.C., where he was a three-sport athlete... Played football in addition to playing basketball and throwing discus and shot put on the track & field team... Named David Oliver Jones, D.J. was born on Jan. 19, 1995 in Greenville, S.C.

Transactions

Signed by San Francisco as a draft choice 5/4/17; Re-signed by San Francisco 3/22/21; Signed by Denver 3/16/22.

REGULAR SEASON COMPARISON: DEFENSIVE - NEW ORLEANS SAINTS

DATE	OPP	W/L	GP/GS	TACKLES							MISC				
				TOT	SOLO	ASST	SACK	YDS.	INT	TFL	PD	QBH	TD	FF	FR
12/8/19	SF @ NO	W	S	2	1	1	0.0	0.0	0	0	0	0	0	1	0
11/15/20	SF @ NO	L	S	1	1	0	0.0	0.0	0	1	0	0	0	0	0
TOTALS		1/1	2/2	3	2	1	0.0	0.0	0	1	0	0	0	1	0





D.J. Jones' NFL Regular Season Defensive Statistics

DATE	TEAM	GP	GS	TACKLES							INTERCEPTIONS					O. FUMB				ST				MISC								
				TK	S	A	TFL	YDS	SK	YDS	QBH	NO	YDS	LG	TD	PD	FF	FR	TD	YDS	TK	S	A	FF	FR	S	A					
2017	49ers	9	0	10	8	2	1	2	0.0	0.0	0	0	0	0	0	1	0	0	0	0	0	0	0	0	0	0	0	0	0	0	0	0
2018	49ers	10	4	17	11	6	1	4	0.0	0.0	1	0	0	0	0	0	0	0	0	0	0	0	0	0	0	0	0	0	0	0	0	
2019	49ers	11	11	23	19	4	4	17	2.0	17.0	2	0	0	0	0	0	1	0	0	0	0	0	0	0	0	0	0	0	0	0	0	
2020	49ers	14	14	20	14	6	7	27	3.0	16.0	3	0	0	0	0	1	0	0	0	0	0	0	0	0	0	0	0	0	0	0	0	
2021	49ers	17	17	56	40	16	10	39	2.0	20.0	3	0	0	0	0	1	2	0	0	0	0	0	0	0	0	0	0	0	0	0	0	
2022	Broncos	15	15	34	22	12	3	14	2.0	14.0	4	0	0	0	0	6	0	0	0	0	0	0	0	0	0	0	0	0	0	0	0	
2023	Broncos	16	16	46	30	16	5	17	2.0	23.0	4	0	0	0	0	3	2	0	3	0	0	0	0	0	0	0	0	0	0	0	0	
2024	Broncos	6	6	15	8	7	1	1	0.0	0.0	1	0	0	0	0	0	0	0	0	0	0	0	0	0	0	0	0	0	0	0	0	
NFL TOTALS		98	83	221	152	69	32	121	11.0	90.0	18	0	0	0	0	9	6	2	0	3	0	0	0	0	0	0	0	0	0	0	0	

D.J. Jones' NFL Postseason Defensive Statistics

DATE	TEAM	GP	GS	TACKLES							INTERCEPTIONS					O. FUMB				ST				MISC							
				TK	S	A	TFL	YDS	SK	YDS	QBH	NO	YDS	LG	TD	PD	FF	FR	TD	YDS	TK	S	A	FF	FR	S	A				
2019	49ers	0	0	0	0	0	0	0	0.0	0.0	0	0	0	0	0	0	0	0	0	0	0	0	0	0	0	0	0	0	0	0	0
2021	49ers	3	3	8	4	4	1	13	1.0	13.0	2	0	0	0	0	0	0	0	0	0	0	0	0	0	0	0	0	0	0	0	0
NFL TOTALS		3	3	8	4	4	1	13	1.0	13.0	2	0	0	0	0	0	0	0	0	0	0	0	0	0	0	0	0	0	0	0	0

SINGLE-GAME HIGHS: DEFENSIVE

- Total Tackles** 8 vs. Arizona Cardinals, Nov 07, 2021
7 at Seattle Seahawks, Dec 05, 2021
5 at Houston Texans, Dec 03, 2023
5 vs. Indianapolis Colts, Oct 06, 2022
5 at Cincinnati Bengals, Dec 12, 2021
...3 more at 5.
- Solo Tackles** 7 at Seattle Seahawks, Dec 05, 2021
5 at Chicago Bears, Oct 31, 2021
4 at Chicago Bears, Oct 01, 2023
4 vs. Indianapolis Colts, Oct 06, 2022
4 vs. Arizona Cardinals, Nov 07, 2021
...5 more at 4.
- Sacks** 1.0 at Los Angeles Rams, Jan 09, 2022
1.0 at Arizona Cardinals, Oct 10, 2021
1.0 at Arizona Cardinals, Dec 26, 2020
...4 more at 1.0.

- Passes Defensed** 1 at Los Angeles Rams, Jan 09, 2022
1 vs. Arizona Cardinals, Sep 13, 2020
1 at Seattle Seahawks, Sep 17, 2017
- Forced Fumbles** 1 at Seattle Seahawks, Dec 05, 2021
1 vs. Seattle Seahawks, Oct 03, 2021
1 at New Orleans Saints, Dec 08, 2019
- Tackles For Loss** 2 at Detroit Lions, Dec 16, 2023
2 at Las Vegas Raiders, Oct 02, 2022
2 at Seattle Seahawks, Dec 05, 2021
...2 more at 2.

SINGLE-GAME HIGHS - POSTSEASON: DEFENSIVE

- Total Tackles** 4 at Green Bay Packers, Jan 22, 2022
3 at Los Angeles Rams, Jan 30, 2022
1 at Dallas Cowboys, Jan 16, 2022
- Solo Tackles** 2 at Green Bay Packers, Jan 22, 2022
1 at Los Angeles Rams, Jan 30, 2022
1 at Dallas Cowboys, Jan 16, 2022

- Sacks** 1.0 at Dallas Cowboys, Jan 16, 2022
- Tackles For Loss** 1 at Dallas Cowboys, Jan 16, 2022





2023 GAME-BY-GAME REGULAR-SEASON STATISTICS (BRONCOS)

DATE	OPPONENT	P/S	TACKLES							INTERCEPTIONS					O. FUMB				ST				MISC			SCORE		
			TK	S	A	SK	YDS	TFL	YDS	QBH	NO	YDS	LG	TD	PD	FF	FR	TD	YDS	TK	S	A	FF	FR	S		A	W/L
09/10	Raiders	S	3	2	1	0.0	0.0	0	0	0	0	0	0	0	0	0	0	0	0	0	0	0	0	0	0	0	L	16-17
09/17	Commanders	S	1	0	1	0.0	0.0	0	0	0	0	0	0	0	0	0	0	0	0	0	0	0	0	0	0	L	33-35	
09/24	at Dolphins	S	2	2	0	0.0	0.0	0	0	0	0	0	0	0	0	0	0	0	0	0	0	0	0	0	0	L	20-70	
10/01	at Bears	S	4	4	0	0.0	0.0	0	0	0	1	0	0	0	0	0	0	0	0	0	0	0	0	0	0	W	31-28	
10/08	Jets	S	1	1	0	0.0	0.0	0	0	0	0	0	0	0	0	0	0	0	0	0	0	0	0	0	0	L	21-31	
10/12	at Chiefs		ON INACTIVE LIST																				L	8-19				
10/22	Packers	S	3	2	1	0.0	0.0	1	1	0	0	0	0	0	0	0	0	0	0	0	0	0	0	0	0	W	19-17	
10/29	Chiefs	S	1	0	1	0.0	0.0	0	0	0	0	0	0	0	0	0	0	0	0	0	0	0	0	0	0	W	24-9	
11/13	at Bills	S	4	2	2	0.0	0.0	1	1	0	0	0	0	0	0	0	0	0	0	0	0	0	0	0	0	W	24-22	
11/19	Vikings	S	3	2	1	0.0	0.0	0	0	1	0	0	0	0	0	1	0	0	0	0	0	0	0	0	0	W	21-20	
11/26	Browns	S	1	0	1	0.0	0.0	0	0	0	0	0	0	0	0	0	1	0	0	0	0	0	0	0	0	W	29-12	
12/03	at Texans	S	5	3	2	0.0	0.0	1	1	0	0	0	0	0	0	0	0	0	0	0	0	0	0	0	0	L	17-22	
12/10	at Chargers	S	2	2	0	0.0	0.0	0	0	0	0	0	0	0	0	0	0	0	0	0	0	0	0	0	0	W	24-7	
12/16	at Lions	S	4	3	1	1.0	7.0	2	14	1	0	0	0	0	0	0	0	0	0	0	0	0	0	0	0	L	17-42	
12/24	Patriots	S	4	2	2	1.0	16.0	0	0	1	0	0	0	0	0	1	1	0	3	0	0	0	0	0	0	L	23-26	
12/31	Chargers	S	4	2	2	0.0	0.0	0	0	0	0	0	0	0	0	1	0	0	0	0	0	0	0	0	0	W	16-9	
01/07	at Raiders	S	4	3	1	0.0	0.0	0	0	0	0	0	0	0	0	0	0	0	0	0	0	0	0	0	0	L	14-27	
2023 TOTALS			16-16	46	30	16	2.0	23.0	5	17	4	0	0	0	0	0	3	2	0	3	0	0	0	0	0	0	8-9	


2024 GAME-BY-GAME REGULAR-SEASON STATISTICS (BRONCOS)

DATE	OPPONENT	P/S	TACKLES							INTERCEPTIONS					O. FUMB				ST				MISC			SCORE		
			TK	S	A	SK	YDS	TFL	YDS	QBH	NO	YDS	LG	TD	PD	FF	FR	TD	YDS	TK	S	A	FF	FR	S		A	W/L
09/08	at Seahawks	S	3	2	1	0.0	0.0	0	0	1	0	0	0	0	0	0	0	0	0	0	0	0	0	0	0	0	L	20-26
09/15	Steelers	S	3	2	1	0.0	0.0	0	0	0	0	0	0	0	0	0	0	0	0	0	0	0	0	0	0	L	6-13	
09/22	at Buccaneers	S	1	0	1	0.0	0.0	0	0	0	0	0	0	0	0	0	0	0	0	0	0	0	0	0	0	W	26-7	
09/29	at Jets	S	2	1	1	0.0	0.0	0	0	0	0	0	0	0	0	0	0	0	0	0	0	0	0	0	0	W	10-9	
10/06	Raiders	S	4	2	2	0.0	0.0	1	1	0	0	0	0	0	0	0	0	0	0	0	0	0	0	0	0	W	34-18	
10/13	Chargers	S	2	1	1	0.0	0.0	0	0	0	0	0	0	0	0	0	0	0	0	0	0	0	0	0	0	L	16-23	
2024 TOTALS			6-6	15	8	7	0.0	0.0	1	1	1	0	0	0	0	0	0	0	0	0	0	0	0	0	0	0	3-3	

2019 GAME-BY-GAME POSTSEASON STATISTICS (49ERS)

DATE	OPPONENT	P/S	TACKLES							INTERCEPTIONS					O. FUMB				ST				MISC			SCORE	
			TK	S	A	SK	YDS	TFL	YDS	QBH	NO	YDS	LG	TD	PD	FF	FR	TD	YDS	TK	S	A	FF	FR	S		A
01/11	Vikings		INJURED RESERVE																				W	27-10			
01/19	Packers		INJURED RESERVE																				W	37-20			
02/02	at Chiefs		INJURED RESERVE																				L	20-31			
2019 TOTALS			0	0	0	0.0	0.0	0	0	0	0	0	0	0	0	0	0	0	0	0	0	0	0	0	0	0	2-1





26 S



**DEVON
KEY**

HEIGHT/WEIGHT: 6-0 / 208

COLLEGE: Western Kentucky

BIRTHDAY: Oct. 28, 1997

BORN: Lexington, Ky.

NFL EXPERIENCE: 2nd YR

BRONCOS EXPERIENCE: 2nd YR

GP/GS: 7/0

ACQUIRED: FA-'22

AT A GLANCE

- 🐾 *A second-year safety who has appeared in seven games for Denver (2023-24) after spending most of the 2023 season competing on the team's practice squad.*
- 🐾 *Spent five years at Western Kentucky (2016-20), appearing in 50 games (49 starts) and compiling 350 tackles—most in the program since 2009— 10 tackles for loss, six interceptions, 25 passes defended, one forced fumble and one fumble recovery.*
- 🐾 *Named second-team All-Conference USA in 2020 after producing 92 tackles (55 solo), one interception, four passes defended and one forced fumble in 12 games*
- 🐾 *Attended Bryan Station High School in Lexington, Ky. and was named first-team All-State by the Associated Press and second-team All-State by USA Today in 2015 after totaling 31 receptions for 591 yards (19.1 avg.) with nine scores.*
- 🐾 *Signed by the Broncos as a free agent on Nov. 22, 2022.*

2024: Key has appeared in six games for Denver... Recorded his first career defensive tackle and sack on a takedown of Buccaneers QB Baker Mayfield (0 yds.) at T.B. (9/22).

2023: Key played in one game (at L.V., 1/7) with Denver after being elevated from the team's practice squad... Spent most of the season competing on the Bronco's practice squad.

2022: Key spent time competing on practice squads for Atlanta and Denver.

2021: Key spent the entire season competing on Kansas City's practice squad.

COLLEGE: Key spent five years at Western Kentucky (2016-20), appearing in 50 games (49 starts) and compiling 350 tackles—most in the program since 2009— 10 tackles for loss, six interceptions, 25 passes defended, one forced fumble and one fumble recovery... Named second-team All-Conference USA in 2020 after producing 92 tackles (55 solo), one interception, four passes defended and one forced fumble in 12 games

PERSONAL: Key attended Bryan Station High School in Lexington, Ky. and was named first-team All-State by the Associated Press and second-team All-State by USA Today in 2015 after totaling 31 receptions for 591 yards (19.1 avg.) with nine scores... Devon Key was born on Oct. 28, 1997 in Lexington, Ky.

Transactions

Signed by Kansas City as a college free agent 5/14/21; Waived by Kansas City 8/30/21; Signed by Kansas City (practice squad) 9/1/21; Signed by Kansas City to a future contract 2/2/22; Waived by Kansas City 8/30/22; Signed by Atlanta (practice squad) 11/15/22; Released by Atlanta 11/22/22; Signed by Denver (practice squad) 12/20/22; Signed by Denver to a future contract 1/9/23; Waived by Denver 8/29/23; Signed by Denver (practice squad) 8/31/29; Signed by Denver to a future contract 1/9/24.





Devon Key's NFL Regular Season Defensive Statistics

DATE	TEAM	GP	GS	TACKLES							INTERCEPTIONS					O. FUMB				ST				MISC							
				TK	S	A	TFL	YDS	SK	YDS	QBH	NO	YDS	LG	TD	PD	FF	FR	TD	YDS	TK	S	A	FF	FR	S	A				
2021	Chiefs	0	0	0	0	0	0	0	0	0.0	0.0	0	0	0	0	0	0	0	0	0	0	0	0	0	0	0	0	0	0	0	0
2022	Chiefs	0	0	0	0	0	0	0	0	0.0	0.0	0	0	0	0	0	0	0	0	0	0	0	0	0	0	0	0	0	0	0	0
2023	Broncos	1	0	0	0	0	0	0	0	0.0	0.0	0	0	0	0	0	0	0	0	0	0	0	0	0	0	0	0	0	0	0	0
2024	Broncos	6	0	1	1	0	0	0	1.0	0.0	1	0	0	0	0	0	0	0	0	0	0	0	0	0	3	0	3	0	0	0	0
NFL TOTALS		7	0	1	1	0	0	0	1.0	0.0	1	0	0	0	0	0	0	0	0	0	0	0	0	0	3	0	3	0	0	0	0

Devon Key's NFL Postseason Defensive Statistics

DATE	TEAM	GP	GS	TACKLES							INTERCEPTIONS					O. FUMB				ST				MISC							
				TK	S	A	TFL	YDS	SK	YDS	QBH	NO	YDS	LG	TD	PD	FF	FR	TD	YDS	TK	S	A	FF	FR	S	A				
2021	Chiefs	0	0	0	0	0	0	0	0	0.0	0.0	0	0	0	0	0	0	0	0	0	0	0	0	0	0	0	0	0	0	0	0
NFL TOTALS		0	0	0	0	0	0	0	0.0	0.0	0	0	0	0	0	0	0	0	0	0	0	0	0	0	0	0	0	0	0	0	0

SINGLE-GAME HIGHS: DEFENSIVE

Total Tackles 1 at Tampa Bay Buccaneers, Sep 22, 2024
Solo Tackles 1 at Tampa Bay Buccaneers, Sep 22, 2024

Sacks 1.0 at Tampa Bay Buccaneers, Sep 22, 2024
Special Teams Tackles 1 at New York Jets, Sep 29, 2024
 1 at Tampa Bay Buccaneers, Sep 22, 2024
 1 vs. Pittsburgh Steelers, Sep 15, 2024

2023 GAME-BY-GAME REGULAR-SEASON STATISTICS (BRONCOS)

DATE	OPPONENT	P/S	TACKLES							INTERCEPTIONS					O. FUMB				ST				MISC		SCO RE						
			TK	S	A	SK	YDS	TFL	YDS	QBH	NO	YDS	LG	TD	PD	FF	FR	TD	YDS	TK	S	A	FF	FR		S	A	W/L			
09/10	Raiders																										L	16-17			
09/17	Commanders																										L	33-35			
09/24	at Dolphins																									L	20-70				
10/01	at Bears																									W	31-28				
10/08	Jets																									L	21-31				
10/12	at Chiefs																									L	8-19				
10/22	Packers																									W	19-17				
10/29	Chiefs																									W	24-9				
11/13	at Bills																									W	24-22				
11/19	Vikings																									W	21-20				
11/26	Browns																									W	29-12				
12/03	at Texans																									L	17-22				
12/10	at Chargers																									W	24-7				
12/16	at Lions																									L	17-42				
12/24	Patriots																									L	23-26				
12/31	Chargers																									W	16-9				
01/07	at Raiders	P	0	0	0	0	0	0	0	0	0	0	0	0	0	0	0	0	0	0	0	0	0	0	0	0	L	14-27			
2023 TOTALS		1-0	0	0	0	0	0	0	0	0	0	0	0	0	0	0	0	0	0	0	0	0	0	0	0	0	0	0	0	0	8-9





2024 GAME-BY-GAME REGULAR-SEASON STATISTICS (BRONCOS)

DATE	OPPONENT	P/S	TACKLES							INTERCEPTIONS					O. FUMB				ST				MISC			SCORE			
			TK	S	A	SK	YDS	TFL	YDS	QBH	NO	YDS	LG	TD	PD	FF	FR	TD	YDS	TK	S	A	FF	FR	S		A	W/L	
09/08	at Seahawks	P	0	0	0	0.0	0.0	0	0	0	0	0	0	0	0	0	0	0	0	0	0	0	0	0	0	0	0	L	20-26
09/15	Steelers	P	0	0	0	0.0	0.0	0	0	0	0	0	0	0	0	0	0	0	0	1	0	1	0	0	0	0	0	L	6-13
09/22	at Buccaneers	P	1	1	0	1.0	0.0	0	0	1	0	0	0	0	0	0	0	0	0	1	0	1	0	0	0	0	0	W	26-7
09/29	at Jets	P	0	0	0	0.0	0.0	0	0	0	0	0	0	0	0	0	0	0	0	1	0	1	0	0	0	0	0	W	10-9
10/06	Raiders	P	0	0	0	0.0	0.0	0	0	0	0	0	0	0	0	0	0	0	0	0	0	0	0	0	0	0	0	W	34-18
10/13	Chargers	P	0	0	0	0.0	0.0	0	0	0	0	0	0	0	0	0	0	0	0	0	0	0	0	0	0	0	0	L	16-23
2024 TOTALS		6-0	1	1	0	1.0	0.0	0	0	1	0	0	0	0	0	0	0	0	0	3	0	3	0	0	0	0	0	3-3	





85 TE



LUCAS
KRULL

HEIGHT/WEIGHT: 6-6 / 260

COLLEGE: Pittsburgh

BIRTHDAY: Jul. 11, 1998

BORN: Shawnee, Kan.

NFL EXPERIENCE: 3rd YR

BRONCOS EXPERIENCE: 2nd YR

GP/GS: 10/2

ACQUIRED: FA-'23

AT A GLANCE

- ☞ *A third-year tight end who has appeared in 10 games (2 starts) for the Saints (2022) and Broncos (2023), totaling 11 catches for 111 yards (10.1 avg.) with one touchdown.*
- ☞ *Caught eight passes for 95 yards (11.9 avg.) with one touchdown in six games (2 starts) during his first season with Denver in 2023.*
- ☞ *Attended the University of Pittsburgh (2020-21) and the University of Florida (2018-19), where he played a combined 39 games (11 starts) and totaled 47 catches for 559 yards (11.9 avg.) with six touchdowns.*
- ☞ *Was named All-ACC second team after starting 11-of-14 games played in 2021, producing 38 catches for 451 with six touchdowns.*
- ☞ *In 25 games at the University of Florida, caught nine passes for 108 yards (12.0 avg.) in 25 games while also completing 2-of-2 passes for 19 yards.*
- ☞ *Also played baseball at Jefferson College (2018), where he was selected in the 34th round of the 2018 MLB Draft by the San Francisco Giants.*
- ☞ *Attended Mill Valley High School (Shawnee, Kan.), where he compiled 52 receptions for 745 yards (14.3 avg.) with 13 touchdowns as a senior.*
- ☞ *Entered the NFL as a college free agent with the Saints on May 16, 2022.*
- ☞ *Signed by the Broncos on August 31, 2023.*

2024: Krull made his season debut vs. L.V. (10/6), catching one pass for five yards.

2023: Krull caught eight passes for 95 yards (11.9 avg.) with one touchdown in six games (2 starts) during his first season with Denver... Made his Broncos debut on Monday Night Football at Buf. (11/13)... Logged his first career start at Hou. (12/3)... Caught his first career pass for 35 yards in the win at LAC (12/10)... Recorded his first career touchdown reception along with a team-high-tying four catches for 28 yards (7.0 avg.) vs. N.E. (12/24).

2022: Krull played in one game with the Saints after signing as a college free agent... Made his NFL debut on Monday Night Football at T.B. (12/5).

COLLEGE: Krull attended the University of Pittsburgh (2020-21) and the University of Florida (2018-19), where he played a combined 39 games (11 starts) and totaled 47 catches for 559 yards (11.9 avg.) with six touchdowns... Was named All-ACC second team after starting 11-of-14 games played in 2021, producing 38 catches for 451 with six touchdowns... His six touchdowns were the most by a Pitt tight end since 2009 (Dorin Dickerson, 10)... Missed most of the 2020 season due to injury... In 25 games at the University of Florida, caught nine passes for 108 yards (12.0 avg.) in 25 games while also completing 2-of-2 passes for 19 yards... Also played baseball for two seasons (2017-18) at Jefferson College, where he was selected in the 34th round of the 2018 MLB Draft by the San Francisco Giants... Appeared in 11 games, making five starts...notched 27 strikeouts in 16.2 innings pitched.

PERSONAL: Krull attended Mill Valley High School in Shawnee, Kan., where he compiled 52 receptions for 745 yards (14.3 avg.) with 13 scores during his senior season... Helped the Jaguars to a 12-1 record and a state title in 2015... His father, Jon, played football at Kansas State and his mother, Diana, was an All-American basketball player for the Wildcats... Lucas Krull was born on July 11, 1998 in Shawnee, Kan.

Transactions

Signed by New Orleans as a college free agent 5/16/22; Waived by New Orleans 8/30/22; Signed by New Orleans (practice squad) 8/31/22; Signed reserve/futures contract with New Orleans 1/9/23; Waived by New Orleans 8/29/23; Signed by Denver (practice squad) 8/31/23; Signed by Denver (active roster) 12/16/23.





Lucas Krull's NFL Regular Season Rushing/Receiving Statistics

DATE	TEAM	GP	GS	RECEIVING					RUSHING				
				NO.	YDS.	AVG.	LG	TD	NO.	YDS.	AVG.	LG	TD
2022	Saints	1	0	0	0	0.0	0	0	0	0	0	0	0
2023	Broncos	7	2	8	95	11.9	35	1	0	0	0.0	0	0
2024	Broncos	2	0	3	16	5.3	8	0	0	0	0.0	0	0
NFL TOTALS		10	2	11	111	10.1	35	1	0	0	0.0	0	0

SINGLE-GAME HIGHS: RECEIVING

Receptions 4 vs. New England Patriots, Dec 24, 2023
 2 vs. Los Angeles Chargers, Oct 13, 2024
 2 vs. Los Angeles Chargers, Dec 31, 2023
 1 vs. Las Vegas Raiders, Oct 06, 2024
 1 at Detroit Lions, Dec 16, 2023
 ...1 more at 1.

Receiving Yards 35 at Los Angeles Chargers, Dec 10, 2023
 28 vs. New England Patriots, Dec 24, 2023
 18 at Detroit Lions, Dec 16, 2023
 14 vs. Los Angeles Chargers, Dec 31, 2023
 11 vs. Los Angeles Chargers, Oct 13, 2024

Receiving Average 7.0 vs. New England Patriots, Dec 24, 2023

Longest Receptions 35 at Los Angeles Chargers, Dec 10, 2023
 18 at Detroit Lions, Dec 16, 2023
 11 vs. Los Angeles Chargers, Dec 31, 2023
 9 vs. New England Patriots, Dec 24, 2023
 9 vs. New England Patriots, Dec 24, 2023

Receiving TDs 1 vs. New England Patriots, Dec 24, 2023

All-Purpose Yards 35 at Los Angeles Chargers, Dec 10, 2023
 28 vs. New England Patriots, Dec 24, 2023
 18 at Detroit Lions, Dec 16, 2023
 14 vs. Los Angeles Chargers, Dec 31, 2023
 11 vs. Los Angeles Chargers, Oct 13, 2024

Most TDs 1 vs. New England Patriots, Dec 24, 2023






2023 GAME-BY-GAME REGULAR-SEASON STATISTICS (BRONCOS)

DATE	OPPONENT	P/S	RECEIVING					RUSHING					W/L	SCORE
			NO.	YDS.	AVG.	LG	TD	NO.	YDS.	AVG.	LG	TD		
09/10	Raiders												L	16-17
09/17	Commanders												L	33-35
09/24	at Dolphins												L	20-70
10/01	at Bears												W	31-28
10/08	Jets												L	21-31
10/12	at Chiefs												L	8-19
10/22	Packers												W	19-17
10/29	Chiefs												W	24-9
11/13	at Bills	P	0	0	0.0	0	0	0	0	0.0	0	0	W	24-22
11/19	Vikings												W	21-20
11/26	Browns												W	29-12
12/03	at Texans	S	0	0	0.0	0	0	0	0	0.0	0	0	L	17-22
12/10	at Chargers	P	1	35	35.0	35	0	0	0	0.0	0	0	W	24-7
12/16	at Lions	P	1	18	18.0	18	0	0	0	0.0	0	0	L	17-42
12/24	Patriots	P	4	28	7.0	9	1	0	0	0.0	0	0	L	23-26
12/31	Chargers	P	2	14	7.0	11	0	0	0	0.0	0	0	W	16-9
01/07	at Raiders	S	0	0	0.0	0	0	0	0	0.0	0	0	L	14-27
2023 TOTALS		7-2	8	95	11.9	35	1	0	0	0.0	0	0	8-9	

2024 GAME-BY-GAME REGULAR-SEASON STATISTICS (BRONCOS)

DATE	OPPONENT	P/S	RECEIVING					RUSHING					W/L	SCORE
			NO.	YDS.	AVG.	LG	TD	NO.	YDS.	AVG.	LG	TD		
09/08	at Seahawks												L	20-26
09/15	Steelers												L	6-13
09/22	at Buccaneers												W	26-7
09/29	at Jets												W	10-9
10/06	Raiders	P	1	5	5.0	5	0	0	0	0.0	0	0	W	34-18
10/13	Chargers	P	2	11	5.5	8	0	0	0	0.0	0	0	L	16-23
2024 TOTALS		2-0	3	16	5.3	8	0	0	0	0.0	0	0	3-3	





6 S



P.J.
LOCKE

HEIGHT/WEIGHT: 5-10 / 202

COLLEGE: Texas

BIRTHDAY: Feb. 12, 1997

BORN: Beaumont, Texas

NFL EXPERIENCE: 5th YR

BRONCOS EXPERIENCE: 5th YR

GP/GS: 65/14

ACQUIRED: FA-'19

AT A GLANCE

- *A sixth-year safety who has appeared in 65 career regular-season games (14 starts) for the Broncos from 2020-24, recording 96 tackles (65 solo), four sacks (44 yds.), one interception (14 yds.), eight passes defended, three forced fumbles, one special-teams forced fumble and 20 special-teams stops.*
- *In his first season as a starter in 2023, played in 12 games (8 starts), totaling 53 tackles (33 solo), three sacks (34 yds.), one interception (14 yds.), five passes defended and two forced fumbles.*
- *Played in 16 games in 2022, totaling career highs with 10 tackles (7 solo), one pass defended and one forced fumble to go along with one special-teams forced fumble and a team-high 12 special-teams tackles.*
- *Tallied one solo tackle and five special-teams stops in 16 games played in 2021.*
- *Recorded one solo tackle and two special-teams stops in 15 games played with Denver in 2020.*
- *Spent two weeks on the Broncos' practice squad in 2019 after competing with Pittsburgh during training camp.*
- *Appeared in 47 games (31 starts) at the University of Texas (2015-18), totaling 163 tackles (116 solo), 1.5 sacks (7 yds.), three interceptions (24 yds.), 15 passes defended, four forced fumbles and one fumble recovery.*
- *Earned honorable mention All-Big 12 honors as a senior after finishing the season third on the team with 77 tackles (57 solo).*
- *Attended Central High School in Beaumont, Texas, where he was all-state and a two-time all-district honoree.*
- *Signed by Denver to the practice squad on Dec. 17, 2019*
- *Originally entered the NFL as a college free-agent signee of Pittsburgh on April 29, 2019.*

2024: Locke has started all six contests for Denver, tallying 31 tackles (23 solo), and one sack (10 yds.)... Recorded five solo stops at T.B. (9/22)... Tied his single-game career high with nine tackles (7 solo) and helped seal the Broncos' victory with a fourth-down sack of Jets QB Aaron Rodgers (10 yds.) late in the fourth quarter at NYJ (9/29)... Registered four tackles (2 solo) and one pass defended vs. L.V. (10/6).

2023: Locke played in 12 games (8 starts), totaling 53 tackles (33 solo), three sacks (34 yds.), one interception (14 yds.), five passes defended and two forced fumbles... Missed the first four weeks of the season after being placed on injured reserve (leg) on Aug. 31... Made his season debut vs. NYJ (10/8)... Made three tackles (1 solo) and recorded his first career interception off Packers QB Jordan Love, returning it 14 yards and helping ice the game for the Broncos vs. G.B. (10/22)... Made his first career start in the win vs. K.C. (10/29), picking up three solo tackles... Made a career-high seven tackles (5 solo)—including his first career sack (9 yds.)—and also forced one fumble and defended one pass in the win vs. Cle. (11/26)... Recorded a sack in back-to-back games after taking down Texans QB CJ Stroud and also made eight tackles (6 solo) at Hou. (12/3)... Became the first Broncos safety in team history and sixth safety in NFL history since 1970 to record a sack in three straight games after tallying a strip-sack at LAC (12/10)... Also made seven tackles (2 solo) and broke up one pass against the Chargers... Tallied one pass defended and four tackles (3 solo) at Det. (12/16)... Made a career-high nine tackles (5 solo) vs. N.E. (12/24)... Totaled six tackles (5 solo) and broke up one pass vs. LAC (12/31)... Made four tackles (2 solo) at L.V. (1/7).

2022: Locke played in 16 games, totaling career highs with 10 tackles (7 solo), one pass defended and one forced fumble to go along with one special-teams forced fumble and a team-high 12 special-teams tackles... Made three tackles (2 solo) and forced the game-winning fumble to clinch the victory vs. S.F. (9/25)... Recorded his first career pass defended and also notched two solo tackles and two special-teams tackles at Ten. (11/13)... Made three special-teams tackles along with two solo tackles at Car. (11/27)... Had another two special-teams tackles at Bal. (12/4).

2021: Locke appeared in 16 games for the Broncos, playing primarily on special teams... Recorded at least one special-teams tackle on four occasions... Led the team with two special-teams tackles at LAC (1/2).

2020: Locke appeared in 15 games, finishing the season with a defensive stop and two special-teams tackles... Made his NFL and Broncos debut in vs. Ten. (9/14)... Collected first career tackle vs. T.B. (9/27)... Tallied a special-teams tackle vs. LAC (11/1)... Garnered a special-teams stop at Car. (12/13).

2019: Locke, who was signed by Denver on Dec. 17, spent two weeks on the Broncos' practice squad after competing with Pittsburgh in training camp.





COLLEGE: Locke played four seasons at the University of Texas (2015-18), recording 163 tackles (116 solo), 1.5 sacks (7 yds.), three interceptions (24 yds.), 15 passes defensed, four forced fumbles and one fumble recovery in 47 games (31 starts)... Named honorable mention All-Big 12 as a senior after finishing the season third on the team with 77 tackles (57 solo)... Selected as a team captain prior to his junior campaign.

PERSONAL: Locke attended Central High School in Beaumont, Texas, where he was an all-state and two-time all-district honoree... Selected as a finalist for the 2014 Defensive Willie Ray Smith Award, honoring the top high school player in the Beaumont area... Chosen first-team 5A All-State by the Texas Sports Writers Association and second-team by the Associated Press in 2014... Father, James A. Locke Jr., played defensive back for Oklahoma State... P.J. Locke III was born on Feb. 12, 1997, in Beaumont, Texas.

Transactions

Signed by Pittsburgh as a college free agent 4/29/19; Waived by Pittsburgh 8/31/19; Signed by Denver (practice squad) 12/17/19; Signed by Denver (active roster) 12/31/19; Waived by Denver 9/5/20; Signed by Denver (practice squad) 9/6/20; Signed by Denver (active roster) 9/14/20; Signed by Denver (practice squad) 9/15/20; Signed by Denver (active roster) 9/24/20; Re-Signed by Denver 3/16/23; Re-signed by Denver 3/11/24.

REGULAR SEASON COMPARISON: DEFENSIVE - NEW ORLEANS SAINTS

DATE	OPP	W/L	GP/GS	TACKLES						YDS.	INT	TFL	PD	QBH	MISC		
				TOT	SOLO	ASST	SACK	TD	FF						FR		
11/29/20	DEN vs. NO	L	P	0	0	0	0.0	0.0	0	0	0	0	0	0	0	0	
TOTALS			0/1	1/0	0	0	0	0.0	0.0	0	0	0	0	0	0	0	

P.J. Locke's NFL Regular Season Defensive Statistics

DATE	TEAM	GP	GS	TACKLES							INTERCEPTIONS					O. FUMB				ST				MISC			
				TK	S	A	TFL	YDS	SK	YDS	QBH	NO	YDS	LG	TD	PD	FF	FR	TD	YDS	TK	S	A	FF	FR	S	A
2019	Broncos	0	0	0	0	0	0	0.0	0.0	0	0	0	0	0	0	0	0	0	0	0	0	0	0	0	0	0	0
2020	Broncos	15	0	1	1	0	0	0.0	0.0	0	0	0	0	0	0	0	0	0	0	0	2	1	1	0	0	0	0
2021	Broncos	16	0	1	1	0	0	0.0	0.0	1	0	0	0	0	0	0	0	0	0	0	5	4	1	0	0	0	0
2022	Broncos	16	0	10	7	3	1	0.0	0.0	0	0	0	0	1	1	0	0	0	0	12	4	8	1	0	0	0	0
2023	Broncos	12	8	53	33	20	2	13	3.0	34.0	3	1	14	14	0	5	2	0	0	0	0	0	0	0	0	0	0
2024	Broncos	6	6	31	23	8	2	12	1.0	10.0	1	0	0	0	0	2	0	0	0	0	1	1	0	0	0	0	0
NFL TOTALS		65	14	96	65	31	5	25	4.0	44.0	5	1	14	14	0	8	3	0	0	0	20	10	10	1	0	0	0





SINGLE-GAME HIGHS: DEFENSIVE

Total Tackles 9 at New York Jets, Sep 29, 2024
 9 vs. New England Patriots, Dec 24, 2023
 8 at Houston Texans, Dec 03, 2023
 7 vs. Los Angeles Chargers, Oct 13, 2024
 7 at Los Angeles Chargers, Dec 10, 2023
 ...1 more at 7.

Solo Tackles 7 at New York Jets, Sep 29, 2024
 6 at Houston Texans, Dec 03, 2023
 5 vs. Los Angeles Chargers, Oct 13, 2024
 5 at Tampa Bay Buccaneers, Sep 22, 2024
 5 vs. Los Angeles Chargers, Dec 31, 2023
 ...2 more at 5.

Sacks 1.0 at New York Jets, Sep 29, 2024
 1.0 at Los Angeles Chargers, Dec 10, 2023
 1.0 at Houston Texans, Dec 03, 2023
 ...1 more at 1.0.

Passes Defensed 1 vs. Las Vegas Raiders, Oct 06, 2024
 1 vs. Pittsburgh Steelers, Sep 15, 2024
 1 vs. Los Angeles Chargers, Dec 31, 2023
 ...5 more at 1.

Tackles For Loss 2 at Houston Texans, Dec 03, 2023
 1 at New York Jets, Sep 29, 2024
 1 at Seattle Seahawks, Sep 08, 2024
 1 at Carolina Panthers, Nov 27, 2022

Special Teams Tackles 3 at Carolina Panthers, Nov 27, 2022
 2 at Baltimore Ravens, Dec 04, 2022
 2 at Los Angeles Chargers, Jan 02, 2022
 1 at New York Jets, Sep 29, 2024
 1 vs. Los Angeles Chargers, Jan 08, 2023
 ...11 more at 1.

2023 GAME-BY-GAME REGULAR-SEASON STATISTICS (BRONCOS)

DATE	OPPONENT	P/S	TACKLES							INTERCEPTIONS					O. FUMB				ST				MISC			SCORE		
			TK	S	A	SK	YDS	TFL	YDS	QBH	NO	YDS	LG	TD	PD	FF	FR	TD	YDS	TK	S	A	FF	FR	S		A	W/L
09/10	Raiders																										L	16-17
09/17	Commanders																										L	33-35
09/24	at Dolphins																										L	20-70
10/01	at Bears																										W	31-28
10/08	Jets	P	0	0	0	0	0	0	0	0	0	0	0	0	0	0	0	0	0	0	0	0	0	0	0	0	L	21-31
10/12	at Chiefs	P	0	0	0	0	0	0	0	0	0	0	0	0	0	0	0	0	0	0	0	0	0	0	0	0	L	8-19
10/22	Packers	P	3	1	2	0	0	0	0	0	1	14	14	0	1	0	0	0	0	0	0	0	0	0	0	0	W	19-17
10/29	Chiefs	S	3	3	0	0	0	0	0	0	0	0	0	0	0	0	0	0	0	0	0	0	0	0	0	W	24-9	
11/13	at Bills	S	2	1	1	0	0	0	0	0	0	0	0	0	0	0	0	0	0	0	0	0	0	0	0	W	24-22	
11/19	Vikings																									W	21-20	
11/26	Browns	P	7	5	2	1	0	9	0	0	1	0	0	0	0	1	1	0	0	0	0	0	0	0	0	W	29-12	
12/03	at Texans	S	8	6	2	1	0	9	2	13	1	0	0	0	0	0	0	0	0	0	0	0	0	0	0	L	17-22	
12/10	at Chargers	S	7	2	5	1	0	16	0	0	1	0	0	0	0	1	1	0	0	0	0	0	0	0	0	W	24-7	
12/16	at Lions	S	4	3	1	0	0	0	0	0	0	0	0	0	0	1	0	0	0	0	0	0	0	0	0	L	17-42	
12/24	Patriots	S	9	5	4	0	0	0	0	0	0	0	0	0	0	0	0	0	0	0	0	0	0	0	0	L	23-26	
12/31	Chargers	S	6	5	1	0	0	0	0	0	0	0	0	0	0	1	0	0	0	0	0	0	0	0	0	W	16-9	
01/07	at Raiders	S	4	2	2	0	0	0	0	0	0	0	0	0	0	0	0	0	0	0	0	0	0	0	0	L	14-27	
2023 TOTALS			12-8	53	33	20	3	0	34	0	2	13	3	1	14	14	0	5	2	0	0	0	0	0	0	0	8-9	

2024 GAME-BY-GAME REGULAR-SEASON STATISTICS (BRONCOS)

DATE	OPPONENT	P/S	TACKLES							INTERCEPTIONS					O. FUMB				ST				MISC			SCORE		
			TK	S	A	SK	YDS	TFL	YDS	QBH	NO	YDS	LG	TD	PD	FF	FR	TD	YDS	TK	S	A	FF	FR	S		A	W/L
09/08	at Seahawks	S	4	3	1	0	0	0	0	1	2	0	0	0	0	0	0	0	0	0	0	0	0	0	0	0	L	20-26
09/15	Steelers	S	2	1	1	0	0	0	0	0	0	0	0	0	1	0	0	0	0	0	0	0	0	0	0	L	6-13	
09/22	at Buccaneers	S	5	5	0	0	0	0	0	0	0	0	0	0	0	0	0	0	0	0	0	0	0	0	0	W	26-7	
09/29	at Jets	S	9	7	2	1	0	10	1	10	1	0	0	0	0	0	0	0	0	0	0	1	1	0	0	W	10-9	
10/06	Raiders	S	4	2	2	0	0	0	0	0	0	0	0	0	1	0	0	0	0	0	0	0	0	0	0	W	34-18	
10/13	Chargers	S	7	5	2	0	0	0	0	0	0	0	0	0	0	0	0	0	0	0	0	0	0	0	0	L	16-23	
2024 TOTALS			6-6	31	23	8	1	0	10	0	2	12	1	0	0	0	0	2	0	0	0	0	0	1	1	0	3-3	





3 K



WIL LUTZ

HEIGHT/WEIGHT: 5-11 / 184

COLLEGE: Georgia State

BIRTHDAY: Jul. 7, 1994

BORN: Newnan, Ga.

NFL EXPERIENCE: 9th YR

BRONCOS EXPERIENCE: 2nd YR

GP/GS: 120/0

ACQUIRED: T (N.O.)-'23

AT A GLANCE

- A ninth-year player and Pro Bowl kicker who has appeared in 120 games with New Orleans (2016-22) and Denver (2023-24), connecting on 208-of-243 (85.6%) field goals and 324-of-333 (97.3%) extra points for 944 points.
- Has also appeared in seven postseason games with the Saints, making 11-of-15 (73.3%) field goals and 18-of-18 (100.0%) PATs.
- Totaled the third-most points among active kickers since 2016 with 948 while also recording the third-highest extra point percentage (97.3%), the second-most extra points made (324) and tied for the seventh-most field goals made (208) in that span.
- 1-of-6 kickers NFL kickers all time to reach 900 career points in his first 114 games, joining K Justin Tucker, K Stephen Gostkowski, K Mason Crosby, K Mike Vanderjagt and K Harrison Butker.
- Tied for the eighth-fastest player in NFL history to reach 200 career field goals made (116 games).
- In his first season with Denver, hit on 30-of-34 field goals (88.2%) and 29-of-31 PATs (93.5%) for 119 points in 2023.
- Made 23-of-28 (.821) of his field goals while knocking in 57-of-58 (.983) PATs for 126 points in the regular season during the 2020 season.
- Was named to the Pro Bowl after going 32-of-36 (.889) field goals in the regular season in 2019 while also making 48-of-49 (.980) extra points for a career-high 144 points.
- In 2018, recorded a career-high .933 field goal percentage after making 28-of-30 field goals as well as hitting on 52-of-53 (.981) PATs for 136 points in the regular season while making 5-of-6 (.833) field goals and all four extra points in the playoffs.
- Was 31-of-36 (.861) on field goals and 47-of-50 (.940) on PATs during the 2017 regular season and went 2-of-3 (.667) on field goals and hit all seven PATs in the postseason.
- Nailed 49-of-50 (.980) of his PATs and 28-of-34 (.824) of his field goals during his rookie campaign in 2016 for 133 points.
- Played his collegiate football at Georgia State, where he left as the program's all-time leader in field goals (31), extra points (120) and points scored (213) in 47 games.
- Entered the NFL as a college free agent with the Baltimore Ravens on May 6, 2016.
- Traded to the Broncos by New Orleans on August 29, 2023.

LUTZ'S TROPHY CASE

Pro Bowl (1)

2019

2024: Lutz went a perfect 3-of-3 on field goal attempts and 1-of-1 on point after tries in the season opener at Sea. (9/8)... Reached 200 career field goals made in the home opener vs. Pit. (9/15), going 2-of-2 on his tries... Tied for the eighth fastest player in NFL history to reach that milestone (116 games)... Went a perfect 4-of-4 on field goal tries and 2-of-2 on PATs in the Week 3 win at T.B. (9/22)... Went 2-of-2 on field goals and 4-of-4 on PATs in the win vs. L.V. (10/6).

2023: Lutz hit on 30-of-34 field goals (.882) and 29-of-31 PATs (.935) for 119 points in his first season with Denver... His 119 points scored were the most by a Bronco's kicker in a season since K Brandon McManus (119) in 2016... Made his Broncos debut vs. L.V. (9/10), where he was 1-of-2 on field goals and 1-of-2 on PATs... Hit all five kicks, going 2-of-2 on field goals and 3-of-3 on PATs, vs. Was. (9/17)... Made both of his field goal attempts (25, 31) and PATs at Mia. (9/24) to eclipse the 800 career point mark in his 100th game... Became just the fourth kicker all time to reach 800 career points in his first 100 games, joining K Justin Tucker, K Stephen Gostkowski and K Mason Crosby... Was 4-of-4 on PATs and nailed a game-winning 51-yard kick with 1:46 remaining in the 21-point comeback win at Chi. (10/1)... Tied his career high of four field goals made in one game after going 4-of-4 in the 19-17 win vs. G.B. (10/22), including a 52-yarder to give the Broncos the lead with 3:50 remaining... Tied his previous career-high with four field goals made, including his 10th career game-winning field goal, at Buf. (11/13)... Set a new career-high five field goals made in a game after going 5-of-5 and tying a career high 15 points in the win vs. Min. (11/19)... Was named AFC Special Teams Player for the month of November after going a perfect 11-of-11 on





field goal attempts in the month... His 11 makes were tied for the most by a Broncos kicker in a three-game span in franchise history... Tied for the fifth-fastest kicker in team history (13 games) to reach 100 points in a season after making one field goal and three extra points at LAC (12/10)... Went 3-of-4 on field goals vs. LAC (12/31).

2022: Lutz went 23-of-31 (.742) on field goals while making all 33 PATs for 102 points with the Saints... Hit two field goal attempts—including the 51-yard game-winner—and went 1-of-1 on PATs at Atl. (9/11)... Hit both PATs and also made a career-long 60-yard field goal near the end of regulation to tie the game vs. Min. (10/2)... Made a 56-yard field goal and nailed all four extra points vs. Sea. (10/9), surpassing 700 career points... Went 4-of-4 on field goals—tying a career high—and 2-of-2 on extra points vs. Cin. (10/16)... Recorded his 16th game with three or more field goals after hitting all three attempts at T.B. (12/5)... Moved into second place in Saints history in scoring after making a 23-yard field goal and hitting on both PATs at Cle. (12/24)... Made two field goals—including a 54-yard attempt—and hit on both extra points at Phi. (1/1).

2021: Lutz missed the entire season after being placed on injured reserve (core muscle) on Sept. 6.

2020: Lutz made 23-of-28 (.821) of his field goals while knocking in 57-of-58 (.983) PATs for 126 points in the regular season... Also went 2-of-3 (.667) on field goal attempts and 5-of-5 on PATs in the postseason... Made three field goals (45, 35, 34) and passed former Saints K Doug Brien for the third-most field goals in New Orleans team history vs. G.B. (9/27)... Was named NFC Special Teams Player of the Week for Week 5 at making all three field goal attempts—including a 53-yard field goal and 36-yard kick in overtime—while hitting on all three PATs vs. LAC (10/12)... Converted on two field goal attempts and made a 43-yarder in the fourth quarter to give the Saints the 27-24 lead vs. Car. (10/25)... Made a game-winning 35-yard field goal in overtime and also hit on 4-of-5 field goal attempts at Chi. (11/1)... Made all three PAT attempts in the NFC Wild Card Game vs. Chi. (1/10)... Went 2-of-2 on field goals (23, 42) and made both of his extra point attempts in the NFC Divisional Round vs. T.B. (1/17).

2019: Lutz was named to the Pro Bowl after going 32-of-36 (.889) field goals in the regular season in 2019 while also making 48-of-49 (.980) extra points for a career-high 144 points... Ranked second in the league in scoring (144), PATs (48) and touchbacks (74) while making the third most field goals (32)... Also made 2-of-3 (.667) field goals in the postseason while making both PAT attempts... Earned NFC Special Teams Player of the Week honors in Week 1 after making 2-of-3 field goals—including a 58-yard game-winner on the final play of the game—and also converted all three PAT attempts vs. Hou. (9/9)... Hit on all three field goal attempts vs. LAR (9/15)... Scored every point for the Saints in a 12-10 win vs. Dal. (9/29), converting on all four field goal chances... At Chi. (10/20), set an NFL record for consecutive field goals made (35), surpassing Rian Lindell... Made all three field goal opportunities vs. Atl. (11/10)... Made a 33-yard game-winning field goal—and made another kick—while converting all four PATs to surpass 500 career points vs. Car. (11/24)... Went 4-of-4 on field goal attempts and hit two PATs at Atl. (11/28)... Set the Saints' single-season record for field goals (32) at Ten. (12/22)... Converted 2-of-3 field goals—including a 49-yarder to send the game to overtime—in the NFC Divisional Round vs. Min. (1/5).

2018: Lutz recorded a career-high .933 field goal percentage after making 28-of-30 field goals as well as hitting on 52-of-53 (.981) PATs for 136 points in the regular season while making 5-of-6 (.833) field goals and all four extra points in the playoffs... Finished with the second-most points (134) and PATs (52) while placing third in field goal percentage (.933)... Was named NFC Special Teams Player of the Month for the month of September after converting on 10-of-11 field goals... Drilled a 44-yard game-winning field goal vs. Cle. (9/16)... Went 3-of-3 on field goals and 4-of-4 on PATs at Atl. (9/23)... Made all four field goal attempts in the second quarter and hit all three PATs at NYG (9/30)... Went 3-of-3 on field goals and nailed all three extra point chances at Min. (10/28)... Made a special-teams tackle and converted all three of his field goals and all six of his PAT chances at Cin. (11/11)... Became the first Saints kicker since 2004 to record at least 100 points in three straight seasons after making two field goals and six PATs vs. Phi. (11/18)... Had the second longest streak of consecutive games with at least one field goal (36 games), which ended vs. Car. (12/30)... Made 2-of-3 field goals and hit on both extra points vs. Phi. (1/13) in the NFC Divisional Round... Connected on all three field goal attempts and both PAT tries in the NFC Championship Game vs. LAR (1/20).

2017: Lutz was 31-of-36 (.861) on field goals and 47-of-50 (.940) on PATs during the regular season while making 2-of-3 (.667) field goals and all seven PATs in the postseason... Made all four field goal attempts at Min. (9/11)... Hit a game-winning field goal of 28 yards in overtime and hit on all four field goal attempts vs. Was. (11/19)... Reached 100 points for the second consecutive year after making two field goals at LAR (11/26)... Went 4-of-4 in field goals vs. Atl. (12/24)... Drilled a Saints postseason franchise record 57-yard field goal in the NFC Wild Card Game vs. Car. (1/7)... Made a 43-yard field goal in the NFC Divisional Round at Min. (1/14).

2016: Lutz nailed 49-of-50 (.980) of his PATs and 28-of-34 (.824) of his field goals during his rookie campaign in 2016 for 133 points... Was selected to the NFL All-Rookie team by the PFWA and NFL.com... Originally signed by Baltimore as a college free agent before signing with the Saints... Nailed a 57-yard field goal vs. Atl. (9/26), the longest by a Saints rookie at the time... Made 2-of-3 field goals—including a 52-yard game-winning kick— vs. Car. (10/16) to earn NFC Special Teams Player of the Week honors... Was named NFC Special Teams Player of the Week in Week 8 vs. Sea. (10/30) after nailing all four field goal attempts... Hit on three field goals and two PATs vs. T.B. (12/24).

COLLEGE: Lutz played his collegiate football at Georgia State, where he left as the program's all-time leader in field goals (31), extra points (120) and points scored (213) in 47 games... Finished his career 31-of-46 (.674) on field goal attempts and 120-of-122 (.984) on PATs while also punting 92 times for an average of 42.8 yards... Earned second-team All-Sun Belt Conference honors in 2015 as a punter after averaging 44.3 yards on 65 punts... Also made 12-of-19 field goals (.632) and 42-of-43 (.977) on PATs for 78 points... As a junior in 2014, hit on 7-of-8 (.875) on his field goal attempts and all 35 of his extra points tries... Posted 49 total points in 2013 after nailing 8-of-12 (.667) field goals and 25-of-26 (.962) PATs.

PERSONAL: Lutz attended Northgate High School in Newnan, Ga., where he was a two-time all-county kicker by the Newman Times-Herald... Hit 9-of-11 field goals during his junior season, including a long of 43 yards and one game-winner... Made 5-of-8 tries as a senior, helping Northgate to an 11-1 record and region title... Also participated in soccer, where he was named all-county... Wil Lutz was born on July 7, 1994 in Newnan, Ga.





LUTZ'S GAME-WINNING KICKS (10)

Date	Opp.	Down/Tied	Distance	Time Left	Drive/T.O.P
10/6/16	vs. Carolina	38-38-, 4th	52 yards	0:11, 4th	11-41/2:47
11/19/17	vs. Washington	31-31, OT	28 yards	7:25, OT	3-51/1:29
9/16/18	vs. Cleveland	18-18, 4th	44 yards	0:21, 4th	6-49/0:55
9/9/19	vs. Houston	27-28, 4th	58 yards	0:00, 4th	6-35/0:37
11/24/19	vs. Carolina	31-31, 4th	33 yards	0:00, 4th	11-65/1:56
10/12/20	vs. L.A. Chargers	27-27, OT	36 yards	10:08 OT	9-48/4:25
11/1/20	at Chicago	23-23, OT	35 yards	6:36, OT	7-52/2:12
9/11/22	at Atlanta	24-26, 4th	51 yards	0:19, 4th	5-47/0:29
10/1/23	at Chicago	28-28 4th	51 yards	1:46, 4th	5-48/1:06
11/13/23	at Buffalo	21-22, 4th	36 yards	0:04, 4th	10-57/1:55

Transactions

Signed by Baltimore as a college free agent 5/6/16; Waived by Baltimore 8/30/16; Signed by New Orleans 9/6/16; Re-signed by New Orleans 3/13/19; Traded to Denver 8/29/23; Re-signed by Denver 3/12/24.

Wil Lutz's NFL Regular Season Kicking Statistics

DATE	TEAM	GP	FGM	FGA	PCT.	LG	XP	XPA	PCT.	BLK	PTS
2016	Saints	16	28	34	82.4	57	49	50	98.0	2	133
2017	Saints	16	31	36	86.1	53	47	50	94.0	0	140
2018	Saints	16	28	30	93.3	54	52	53	98.1	1	136
2019	Saints	16	32	36	88.9	58	48	49	98.0	0	144
2020	Saints	16	23	28	82.1	53	57	58	98.3	0	126
2021	Saints	0	0	0	0.0	0	0	0	0.0	0	0
2022	Saints	17	23	31	74.2	60	33	33	100.0	2	102
2023	Broncos	17	30	34	88.2	52	29	31	93.5	1	119
2024	Broncos	6	13	14	92.9	51	9	9	100.0	0	48
NFL TOTALS		120	208	243	85.6	60	324	333	97.3	6	948

Wil Lutz's NFL Postseason Kicking Statistics

DATE	TEAM	GP	FGM	FGA	PCT.	LG	XP	XPA	PCT.	BLK	PTS
2017	Saints	2	2	3	66.7	57	7	7	100.0	0	13
2018	Saints	2	5	6	83.3	45	4	4	100.0	0	19
2019	Saints	1	2	3	66.7	49	2	2	100.0	0	8
2020	Saints	2	2	3	66.7	42	5	5	100.0	0	11
NFL TOTALS		7	11	15	73.3	57	18	18	100.0	0	51





Wil Lutz's NFL Regular Season FIELD-GOAL ACCURACY Statistics

DATE	TEAM	1-19	PCT.	20-29	PCT.	30-39	PCT.	40-49	PCT.	50+	PCT.
2016	Saints	1-1	100.0	7-7	100.0	9-11	81.8	8-8	100.0	3-7	42.9
2017	Saints	0-0	0.0	10-10	100.0	4-5	80.0	13-16	81.3	4-5	80.0
2018	Saints	1-1	100.0	5-5	100.0	9-9	100.0	11-12	91.7	2-3	66.7
2019	Saints	1-1	100.0	9-9	100.0	6-6	100.0	13-15	86.7	3-5	60.0
2020	Saints	0-0	0.0	5-6	83.3	10-10	100.0	7-9	77.8	1-3	33.3
2021	Saints	0-0	0.0	0-0	0.0	0-0	0.0	0-0	0.0	0-0	0.0
2022	Saints	0-0	0.0	6-6	100.0	9-11	81.8	4-8	50.0	4-6	66.7
2023	Broncos	0-0	0.0	11-11	100.0	12-13	92.3	4-5	80.0	3-5	60.0
2024	Broncos	0-0	0.0	1-1	100.0	5-5	100.0	6-6	100.0	1-2	50.0
NFL TOTALS		3-3	100.0	54-55	98.2	64-70	91.4	66-79	83.5	21-36	58.3

Wil Lutz's NFL Postseason FIELD-GOAL ACCURACY Statistics

DATE	TEAM	1-19	PCT.	20-29	PCT.	30-39	PCT.	40-49	PCT.	50+	PCT.
2017	Saints	0-0	0.0	0-0	0.0	0-0	0.0	1-1	100.0	1-2	50.0
2018	Saints	0-0	0.0	1-1	100.0	3-3	100.0	1-1	100.0	0-1	0.0
2019	Saints	0-0	0.0	1-1	100.0	0-0	0.0	1-2	50.0	0-0	0.0
2020	Saints	0-0	0.0	1-1	100.0	0-0	0.0	1-1	100.0	0-1	0.0
NFL TOTALS		0-0	0.0	3-3	100.0	3-3	100.0	4-5	80.0	1-4	25.0

SINGLE-GAME HIGHS: KICKER

<p>Field Goals Made</p> <p>5 vs. Minnesota Vikings, Nov 19, 2023 4 at Tampa Bay Buccaneers, Sep 22, 2024 4 at Buffalo Bills, Nov 13, 2023 4 vs. Green Bay Packers, Oct 22, 2023 ...8 more at 4.</p> <p>Field Goal Attempts</p> <p>5 vs. Minnesota Vikings, Nov 19, 2023 5 at Chicago Bears, Nov 01, 2020 4 at Tampa Bay Buccaneers, Sep 22, 2024 4 vs. Los Angeles Chargers, Dec 31, 2023 ...12 more at 4.</p> <p>Longest Field Goals Made</p> <p>60 vs. Minnesota Vikings, Oct 02, 2022 58 vs. Houston Texans, Sep 09, 2019 57 vs. Atlanta Falcons, Sep 26, 2016 56 vs. Seattle Seahawks, Oct 09, 2022 55 vs. San Francisco 49ers, Dec 08, 2019</p> <p>Longest Field Goal Attempts</p> <p>61 vs. Minnesota Vikings, Oct 02, 2022 61 vs. Oakland Raiders, Sep 11, 2016 60 vs. Minnesota Vikings, Oct 02, 2022 58 vs. Houston Texans, Sep 09, 2019 57 vs. New England Patriots, Dec 24, 2023 ...2 more at 57.</p> <p>PATs Made</p> <p>7 vs. Minnesota Vikings, Dec 25, 2020 7 vs. Detroit Lions, Oct 15, 2017 7 vs. Los Angeles Rams, Nov 27, 2016 6 at Carolina Panthers, Dec 29, 2019 ...4 more at 6.</p> <p>PAT Attempts</p> <p>7 vs. Minnesota Vikings, Dec 25, 2020 7 vs. Detroit Lions, Oct 15, 2017 7 vs. Los Angeles Rams, Nov 27, 2016 6 at Carolina Panthers, Dec 29, 2019 ...5 more at 6.</p>	<p>Points</p> <p>15 vs. Minnesota Vikings, Nov 19, 2023 15 at Cincinnati Bengals, Nov 11, 2018 15 at New York Giants, Sep 30, 2018 14 at Tampa Bay Buccaneers, Sep 22, 2024 ...4 more at 14.</p> <p>Special Teams Tackles</p> <p>1 vs. Atlanta Falcons, Nov 22, 2018 1 vs. Philadelphia Eagles, Nov 18, 2018 1 at Cincinnati Bengals, Nov 11, 2018 ...4 more at 1.</p> <p>Kickoff Average</p> <p>67.2 vs. New York Jets, Dec 17, 2017 67.2 at Green Bay Packers, Oct 22, 2017 66.6 at Los Angeles Chargers, Dec 10, 2023 66.3 vs. Seattle Seahawks, Oct 30, 2016 66.2 at San Diego Chargers, Oct 02, 2016</p> <p>Extra Point Attempt Percentage</p> <p>100.0 vs. Minnesota Vikings, Dec 25, 2020 100.0 at Tampa Bay Buccaneers, Nov 08, 2020 100.0 at Detroit Lions, Oct 04, 2020 ...11 more at 100.0.</p> <p>Field Goal Percentage</p> <p>100.0 at Tampa Bay Buccaneers, Sep 22, 2024 100.0 vs. Minnesota Vikings, Nov 19, 2023 100.0 at Buffalo Bills, Nov 13, 2023 ...8 more at 100.0.</p> <p>Touchbacks</p> <p>9 vs. Minnesota Vikings, Dec 25, 2020 8 vs. San Francisco 49ers, Dec 08, 2019 7 vs. Washington Redskins, Nov 19, 2017 6 vs. Cleveland Browns, Nov 26, 2023 6 vs. Minnesota Vikings, Nov 19, 2023 ...10 more at 6.</p>
---	--





SINGLE-GAME HIGHS - POSTSEASON: KICKER

<p>Field Goals Made 3 vs. Los Angeles Rams, Jan 20, 2019 2 vs. Tampa Bay Buccaneers, Jan 17, 2021 2 vs. Minnesota Vikings, Jan 05, 2020 2 vs. Philadelphia Eagles, Jan 13, 2019 1 at Minnesota Vikings, Jan 14, 2018 ...1 more at 1.</p> <p>Field Goal Attempts 3 vs. Minnesota Vikings, Jan 05, 2020 3 vs. Los Angeles Rams, Jan 20, 2019 3 vs. Philadelphia Eagles, Jan 13, 2019 2 vs. Tampa Bay Buccaneers, Jan 17, 2021 ...1 more at 2.</p> <p>Longest Field Goals Made 57 vs. Carolina Panthers, Jan 07, 2018 49 vs. Minnesota Vikings, Jan 05, 2020 45 vs. Philadelphia Eagles, Jan 13, 2019 43 at Minnesota Vikings, Jan 14, 2018 42 vs. Tampa Bay Buccaneers, Jan 17, 2021</p> <p>Longest Field Goal Attempts 58 at Minnesota Vikings, Jan 14, 2018 57 vs. Carolina Panthers, Jan 07, 2018 52 vs. Philadelphia Eagles, Jan 13, 2019 50 vs. Chicago Bears, Jan 10, 2021 49 vs. Minnesota Vikings, Jan 05, 2020</p> <p>PATs Made 4 vs. Carolina Panthers, Jan 07, 2018 3 vs. Chicago Bears, Jan 10, 2021 3 at Minnesota Vikings, Jan 14, 2018 2 vs. Tampa Bay Buccaneers, Jan 17, 2021 2 vs. Minnesota Vikings, Jan 05, 2020 ...2 more at 2.</p>	<p>PAT Attempts 4 vs. Carolina Panthers, Jan 07, 2018 3 vs. Chicago Bears, Jan 10, 2021 3 at Minnesota Vikings, Jan 14, 2018 2 vs. Tampa Bay Buccaneers, Jan 17, 2021 2 vs. Minnesota Vikings, Jan 05, 2020 ...2 more at 2.</p> <p>Points 11 vs. Los Angeles Rams, Jan 20, 2019 8 vs. Tampa Bay Buccaneers, Jan 17, 2021 8 vs. Minnesota Vikings, Jan 05, 2020 8 vs. Philadelphia Eagles, Jan 13, 2019 7 vs. Carolina Panthers, Jan 07, 2018</p> <p>Kickoff Average 65.0 vs. Tampa Bay Buccaneers, Jan 17, 2021 65.0 at Minnesota Vikings, Jan 14, 2018 65.0 vs. Carolina Panthers, Jan 07, 2018 64.6 vs. Philadelphia Eagles, Jan 13, 2019 64.5 vs. Los Angeles Rams, Jan 20, 2019</p> <p>Touchbacks 6 vs. Carolina Panthers, Jan 07, 2018 5 vs. Tampa Bay Buccaneers, Jan 17, 2021 5 vs. Minnesota Vikings, Jan 05, 2020 5 vs. Los Angeles Rams, Jan 20, 2019 ...1 more at 5.</p>
---	---

2023 GAME-BY-GAME REGULAR-SEASON STATISTICS (BRONCOS)

DATE	OPPONENT	P	FIELD GOALS				EXTRA POINTS					W/L	SCORE
			FGM	FGA	PCT	LG	XP	XPA	PCT	BLK	PTS		
09/10	Raiders	P	1	2	50.0	24	1	2	50.0	0	4	L	16-17
09/17	Commanders	P	2	2	100.0	32	3	3	100.0	0	9	L	33-35
09/24	at Dolphins	P	2	2	100.0	31	2	2	100.0	0	8	L	20-70
10/01	at Bears	P	1	1	100.0	51	4	4	100.0	0	7	W	31-28
10/08	Jets	P	2	2	100.0	23	1	1	100.0	0	7	L	21-31
10/12	at Chiefs	P	0	0	0.0	0	0	0	0.0	0	0	L	8-19
10/22	Packers	P	4	4	100.0	52	1	1	100.0	0	13	W	19-17
10/29	Chiefs	P	1	2	50.0	28	3	3	100.0	0	6	W	24-9
11/13	at Bills	P	4	4	100.0	49	0	1	0.0	0	12	W	24-22
11/19	Vikings	P	5	5	100.0	52	0	0	0.0	0	15	W	21-20
11/26	Browns	P	2	2	100.0	34	3	3	100.0	0	9	W	29-12
12/03	at Texans	P	1	1	100.0	34	2	2	100.0	0	5	L	17-22
12/10	at Chargers	P	1	1	100.0	23	3	3	100.0	0	6	W	24-7
12/16	at Lions	P	1	1	100.0	23	2	2	100.0	0	5	L	17-42
12/24	Patriots	P	0	1	0.0	0	1	1	100.0	0	1	L	23-26
12/31	Chargers	P	3	4	75.0	43	1	1	100.0	0	10	W	16-9
01/07	at Raiders	P	0	0	0.0	0	2	2	100.0	0	2	L	14-27
2023 TOTALS		17	30	34	88.2	52	29	31	93.5	0	119	8-9	





2024 GAME-BY-GAME REGULAR-SEASON STATISTICS (BRONCOS)

			FIELD GOALS				EXTRA POINTS						
DATE	OPPONENT		FGM	FGA	PCT	LG	XP	XPA	PCT	BLK	PTS	W/L	SCORE
09/08	at Seahawks	P	3	3	100.0	45	1	1	100.0	0	10	L	20-26
09/15	Steelers	P	2	2	100.0	35	0	0	0.0	0	6	L	6-13
09/22	at Buccaneers	P	4	4	100.0	43	2	2	100.0	0	14	W	26-7
09/29	at Jets	P	1	2	50.0	47	1	1	100.0	0	4	W	10-9
10/06	Raiders	P	2	2	100.0	51	4	4	100.0	0	10	W	34-18
10/13	Chargers	P	1	1	100.0	40	1	1	100.0	0	4	L	16-23
2024 TOTALS		6	13	14	92.9	51	9	9	100.0	0	48	3-3	

2017 GAME-BY-GAME POSTSEASON STATISTICS (SAINTS)

			FIELD GOALS				EXTRA POINTS						
DATE	OPPONENT		FGM	FGA	PCT	LG	XP	XPA	PCT	BLK	PTS	W/L	SCORE
01/07	Panthers	P	1	1	100.0	57	4	4	100.0	0	7	W	31-26
01/14	at Vikings	P	1	2	50.0	43	3	3	100.0	0	6	L	24-29
2017 TOTALS		2	2	3	66.7	57	7	7	100.0	0	13	1-1	

2018 GAME-BY-GAME POSTSEASON STATISTICS (SAINTS)

			FIELD GOALS				EXTRA POINTS						
DATE	OPPONENT		FGM	FGA	PCT	LG	XP	XPA	PCT	BLK	PTS	W/L	SCORE
01/13	Eagles	P	2	3	66.7	45	2	2	100.0	0	8	W	20-14
01/20	Rams	P	3	3	100.0	37	2	2	100.0	0	11	L	23-26 +
2018 TOTALS		2	5	6	83.3	45	4	4	100.0	0	19	1-1	

+ - Overtime

2019 GAME-BY-GAME POSTSEASON STATISTICS (SAINTS)


			FIELD GOALS				EXTRA POINTS						
DATE	OPPONENT		FGM	FGA	PCT	LG	XP	XPA	PCT	BLK	PTS	W/L	SCORE
01/05	Vikings	P	2	3	66.7	49	2	2	100.0	0	8	L	20-26 +
2019 TOTALS		1	2	3	66.7	49	2	2	100.0	0	8	0-1	

+ - Overtime

2020 GAME-BY-GAME POSTSEASON STATISTICS (SAINTS)

			FIELD GOALS				EXTRA POINTS						
DATE	OPPONENT		FGM	FGA	PCT	LG	XP	XPA	PCT	BLK	PTS	W/L	SCORE
01/10	Bears	P	0	1	0.0	0	3	3	100.0	0	3	W	21-9
01/17	Buccaneers	P	2	2	100.0	42	2	2	100.0	0	8	L	20-30
2020 TOTALS		2	2	3	66.7	42	5	5	100.0	0	11	1-1	





30 DB



TANNER MCCALISTER

HEIGHT/WEIGHT: 5-11 / 191

COLLEGE: Ohio State

BIRTHDAY: Jan. 27, 2000

BORN: Rockwell, Texas

NFL EXPERIENCE: 2nd YR

BRONCOS EXPERIENCE: 1st YR

GP/GS: 6/0

ACQUIRED: FA-'24

AT A GLANCE

- A second-year defensive back who appeared in three games with Cleveland in 2023, totaling two tackles (1 solo), and three games with Denver in 2024.
- Played five collegiate seasons at Ohio State (2022) and Oklahoma State (2018-21), starting 38-of-61 games played and recorded 146 tackles (109 solo), four interceptions (54 yds.) and 13 passes defended.
- Attended Rockwell-Heath (Texas) High School, where he played running back and cornerback and finished with 2,443 total rushing yards, 31 rushing touchdowns, 132 tackles, six passes defended, five forced fumbles, four interceptions and 10 tackles for loss.
- Entered the NFL as a college free agent with Cleveland on May 12, 2023.
- Signed by the Broncos to a future contract on Jan. 22, 2024.

2024: McCalister has appeared in three games for Denver... Made his Broncos debut at T.B. (9/22).

2023: McCalister appeared in three games with Cleveland after being signed by the club as a college free agent, totaling two tackles (1 solo)... Spent most of the season competing on the team's practice squad... Made his NFL debut at Den. (11/26)... Totaled two tackles (1 solo) at Hou. (12/24).

COLLEGE: McCalister played five collegiate seasons at Ohio State (2022) and Oklahoma State (2018-21), starting 38-of-61 games played and recorded 146 tackles (109 solo), four interceptions (54 yds.) and 13 passes defended... Started all 12 games played with Ohio State in 2022, totaling 24 tackles (20 solo), three interceptions (41 yds.) and one pass defended... Totaled 39 tackles (28 solo), seven pass breakups and one interception (13 yds.) in 14 starts in his final season at Oklahoma State in 2021... Registered 41 tackles (32 solo), two tackles for loss and five passes defended in 11 games (10 starts) during the 2020 season... Produced 31 tackles (20 solo) along with 1.5 tackles for loss while playing in 13 games in 2019.

PERSONAL: McCalister attended Rockwell-Heath (Texas) High School, where he played running back and cornerback... Finished with 2,443 total rushing yards, 31 rushing touchdowns, 132 tackles, six passes defended, five forced fumbles, four interceptions and 10 tackles for loss... Totaled 1,329 yards and 15 scores of 199 rushing attempts (6.7 avg.) as a senior, including posting five 100-yard rushing games... Made 90 total tackles (52 solo) over his final two seasons... Also competed in track and field in high school... Tanner McCalister was born on Jan. 27, 2000, in Rockwell, Texas.

Transactions

Signed by Cleveland as a college free agent 5/12/23; Waived by Cleveland 8/29/23; Signed by Cleveland (practice squad) 8/30/23; Released by Cleveland 1/22/24; Signed by Denver to a future contract 1/22/24.

Tanner McCalister's NFL Regular Season Defensive Statistics

DATE	TEAM	GP	GS	TACKLES							INTERCEPTIONS					O. FUMB				ST				MISC				
				TK	S	A	TFL	YDS	SK	YDS	QBH	NO	YDS	LG	TD	PD	FF	FR	TD	YDS	TK	S	A	FF	FR	S	A	
2023	Browns	3	0	2	1	1	0	0	0.0	0.0	0	0	0	0	0	0	0	0	0	0	0	0	0	0	0	0	0	0
2024	Broncos	3	0	0	0	0	0	0	0.0	0.0	0	0	0	0	0	0	0	0	0	0	0	1	0	1	0	0	0	0
NFL TOTALS		6	0	2	1	1	0	0	0.0	0.0	0	0	0	0	0	0	0	0	0	0	0	1	0	1	0	0	0	0





Tanner McCalister's NFL Postseason Defensive Statistics

DATE	TEAM	GP	GS	TACKLES							INTERCEPTIONS					O. FUMB			ST				MISC							
				TK	S	A	TFL	YDS	SK	YDS	QBH	NO	YDS	LG	TD	PD	FF	FR	TD	YDS	TK	S	A	FF	FR	S	A			
2023	Browns	0	0	0	0	0	0	0	0	0.0	0.0	0	0	0	0	0	0	0	0	0	0	0	0	0	0	0	0	0	0	0
NFL TOTALS		0	0	0	0	0	0	0	0	0.0	0.0	0	0	0	0	0	0	0	0	0	0	0	0	0	0	0	0	0	0	

SINGLE-GAME HIGHS: DEFENSIVE

Special Teams Tackles

1 at Tampa Bay Buccaneers, Sep 22, 2024

2023 GAME-BY-GAME REGULAR-SEASON STATISTICS (BROWNS)

DATE	OPPONENT	P/S	TACKLES							INTERCEPTIONS					O. FUMB			ST				MISC		SCO RE						
			TK	S	A	SK	YDS	TFL	YDS	QBH	NO	YDS	LG	TD	PD	FF	FR	TD	YDS	TK	S	A	FF		FR	S	A	W/L		
09/18	at Steelers																									L	22-26			
09/24	Titans																									W	27-3			
10/01	Ravens																									L	3-28			
10/15	49ers																									W	19-17			
10/22	at Colts																									W	39-38			
10/29	at Seahawks																									L	20-24			
11/05	Cardinals																									W	27-0			
11/12	at Ravens																									W	33-31			
11/19	Steelers																									W	13-10			
11/26	at Broncos	P	0	0	0	0.0	0.0	0	0	0	0	0	0	0	0	0	0	0	0	0	0	0	0	0	0	0	L	12-29		
12/03	at Rams																									L	19-36			
12/10	Jaguars																									W	31-27			
12/17	Bears	P	0	0	0	0.0	0.0	0	0	0	0	0	0	0	0	0	0	0	0	0	0	0	0	0	0	0	W	20-17		
12/24	at Texans	P	2	1	1	0.0	0.0	0	0	0	0	0	0	0	0	0	0	0	0	0	0	0	0	0	0	0	W	36-22		
12/28	Jets																									W	37-20			
01/07	at Bengals																									L	14-31			
2023 TOTALS		3-0	2	1	1	0.0	0.0	0	0	0	0	0	0	0	0	0	0	0	0	0	0	0	0	0	0	0	0	0	0	10-6

2024 GAME-BY-GAME REGULAR-SEASON STATISTICS (BRONCOS)

DATE	OPPONENT	P/S	TACKLES							INTERCEPTIONS					O. FUMB			ST				MISC		SCO RE				
			TK	S	A	SK	YDS	TFL	YDS	QBH	NO	YDS	LG	TD	PD	FF	FR	TD	YDS	TK	S	A	FF		FR	S	A	W/L
09/08	at Seahawks																									L	20-26	
09/15	Steelers																									L	6-13	
09/22	at Buccaneers	P	0	0	0	0.0	0.0	0	0	0	0	0	0	0	0	0	0	0	0	0	0	0	0	0	0	0	W	26-7
09/29	at Jets	P	0	0	0	0.0	0.0	0	0	0	0	0	0	0	0	0	0	0	0	0	0	0	0	0	0	0	W	10-9
10/06	Raiders																									W	34-18	
10/13	Chargers	P	0	0	0	0.0	0.0	0	0	0	0	0	0	0	0	0	0	0	0	0	0	0	0	0	0	0	L	16-23
2024 TOTALS		3-0	0	0	0	0.0	0.0	0	0	0	0	0	0	0	0	0	0	0	0	0	0	0	0	0	0	0	3-3	






2023 GAME-BY-GAME POSTSEASON STATISTICS (BROWNS)

DATE	OPPONENT	P/S	TACKLES							INTERCEPTIONS					O. FUMB				ST				MISC			SCORE		
			TK	S	A	SK	YDS	TFL	YDS	QBH	NO	YDS	LG	TD	PD	FF	FR	TD	YDS	TK	S	A	FF	FR	S		A	W/L
01/13	at Texans									PRACTICE SQUAD																	L	14-45
2023 TOTALS			0	0	0	0	0	0	0	0	0	0	0	0	0	0	0	0	0	0	0	0	0	0	0	0	0-1	





38 RB



JALEEL
MCLAUGHLIN

HEIGHT/WEIGHT: 5-9 / 183

COLLEGE: Youngstown State

BIRTHDAY: Sep. 13, 2000

BORN: Raleigh, N.C.

NFL EXPERIENCE: 2nd YR

BRONCOS EXPERIENCE: 2nd YR

GP/GS: 23/3

ACQUIRED: CFA-'23

AT A GLANCE

- A second-year running back who appeared in 23 games (4 starts) with the Broncos (2023-24), rushing 112 times for 526 yards (4.7 avg.) with two scores and catching 43 passes for 188 yards (4.4 avg.) with three touchdowns.
- Produced the fifth-most rushing yards (410) and scrimmage yards (570) by a Broncos' undrafted rookie in a season.
- Totaled 8,161 yards on 1,259 carries (6.5 avg.) with 78 touchdowns as well as 66 receptions for 643 yards (9.7 avg.) with six scores in 56 games (53 starts) with Youngstown State (2020-22) and Notre Dame College (2018-19).
- Had the third-most rushing yards (1,588) in FCS on 227 rushing attempts (7.0 avg.) with 13 scores to earn first-team All-America and MVFC Offensive Player of the Year honors in 2022 with Youngstown State.
- Selected third-team All-America and first-team All-Missouri Valley Football Conference after totaling 1,139 yards on 175 carries (6.5 avg.) with 12 touchdowns in 10 starts in 2021.
- Was named second-team All-Missouri Valley and to the MVFC All-Newcomer Team in his first year with the Penguins after rushing 133 times for 691 yards (5.2 avg.) with five scores
- Led NCAA DII in all-purpose yards (2,526), rushing yards (2,316), total touchdowns (33) and scoring (198) in 14 starts in 2019
- Led the country in all-purpose yards (2,699) and rushing yards (2,421) in 14 games (13 starts) in 2018.
- Attended Forest Hills High School in Marshville, N.C. where he recorded 2,129 rushing yards on 269 carries (7.9 avg.) with 29 scores in his final two seasons while also winning state titles in basketball and track and field.
- Entered the NFL with Denver as a college free agent on May 12, 2023.

2024: McLaughlin recorded his first touchdown of the season in the Week 3 win at T.B. (9/22), totaling five rushes for seven yards (1.4 avg.) and caught one pass for seven yards.... Rushed nine times for 46 yards (5.1 avg.) in the 10-9 win at NYJ (9/29)... Rushed six times for 22 yards and caught three passes for three yards (1.0 avg.) with one touchdown vs. L.V. (10/6).

2023: McLaughlin appeared in 17 games (3 starts) with the Broncos after signing with the team as a college free agent... Rushed 76 times for 410 yards (5.4 avg.) with one score and caught 31 passes for 160 yards (5.2 avg.) with two touchdowns... His 410 rushing yards and 570 scrimmage yards were the fifth-most by a Broncos' undrafted rookie in a single season... Made his NFL debut vs. L.V. (9/10), catching one pass... Recorded his first career touchdown on a five-yard rush on the Broncos' first possession of the game vs. Was. (9/17)... Rushed five times for 15 yards (3.0 avg.) at Mia. (9/24)... Helped the Broncos climb from a 21-point deficit to defeat the Bears at Chi. (10/1), rushing seven times for a career-high 72 yards (10.3 avg.) in the game and also caught three passes for 32 yards (10.7 avg.), including an 18-yard touchdown pass from QB Russell Wilson... Recorded his third touchdown of the season after catching a 22-yard pass from Wilson while also leading the team with nine rushes for 68 yards (7.6 avg.) vs. NYJ (10/8)... Rushed five times for 45 yards (9.0 avg.) in the win vs. G.B. (10/22)... Carried the ball six times for a team-high 37 yards (6.2 avg.) and also caught a team-high-tying four passes for 30 yards (7.5 avg.) vs. N.E. (12/24)... Rushed eight times for 44 yards (5.5 avg.) and also caught three passes for 18 yards (6.0 avg.) vs. LAC (12/31).

COLLEGE: McLaughlin played at Youngstown State, where he totaled 3,424 yards on 536 carries (6.4 avg.) with 30 touchdowns in 28 games (16 starts) during his three seasons (2020-22) with the Penguins... Also caught 44 passes for 500 yards (11.4 avg.) with two touchdowns... Had the third-most rushing yards (1,588) in FCS on 227 rushing attempts (7.0 avg.) with 13 scores to earn first-team All-America and MVFC Offensive Player of the Year honors in 2022... Selected third-team All-America and first-team All-Missouri Valley Football Conference after totaling 1,139 yards on 175 carries (6.5 avg.) with 12 touchdowns in 10 starts in 2021... Was named second-team All-Missouri Valley and to the MVFC All-Newcomer Team in his first year with the Penguins after rushing 133 times for 691 yards (5.2 avg.) with five scores... Played two seasons at Notre Dame College (2018-19) prior to arriving at Youngstown State, where he started 27-of-28 games played and racked up 4,737 yards on 723 rushing attempts (6.6 avg.) with 48 scores... Led NCAA DII in all-purpose yards (2,526), rushing yards (2,316), total touchdowns (33) and scoring (198) while finishing with the second most rushing scores (30) in 14 starts in 2019... Led the country in all-purpose yards (2,699) and rushing yards (2,421) while ranking ninth in rushing touchdowns (18) and 10th in total scores (19) in 14 games (13 starts) in 2018... Set NCAA DII records for most single-season rushing yards by a freshman and most single-season all-purpose yards gained by a freshman (2,699).

PERSONAL: McLaughlin attended Forest Hills High School in Marshville, N.C. where he recorded 2,129 rushing yards on 269





carries (7.9 avg.) with 29 scores in his final two seasons... Was a member of a state championship basketball team and won two state titles in track and field... Was the 2A State Championship in the 200 meters and 400 meters in 2018... Was also part of the 4x100 and 4x200 state champion relay teams... Jaleel McLaughlin (pronounced muh-GLOFF-lin) was born on Sept. 13, 2000 in Raleigh, N.C.

Transactions

Signed by Denver as a college free agent 5/12/23.

Jaleel McLaughlin's NFL Regular Season Rushing/Receiving Statistics

		RUSHING							RECEIVING				
DATE	TEAM	GP	GS	NO.	YDS.	AVG.	LG	TD	NO.	YDS.	AVG.	LG	TD
2023	Broncos	17	3	76	410	5.4	38	1	31	160	5.2	22t	2
2024	Broncos	6	0	36	116	3.2	15	1	12	28	2.3	11	1
NFL TOTALS		23	3	112	526	4.7	38	2	43	188	4.4	22T	3

SINGLE-GAME HIGHS: RUSHING/RECEIVING

Rush Attempts 10 at Seattle Seahawks, Sep 08, 2024
 9 at New York Jets, Sep 29, 2024
 9 vs. New York Jets, Oct 08, 2023
 8 vs. Los Angeles Chargers, Dec 31, 2023
 7 at Kansas City Chiefs, Oct 12, 2023
 ...1 more at 7.

Rushing Yards 72 at Chicago Bears, Oct 01, 2023
 68 vs. New York Jets, Oct 08, 2023
 46 at New York Jets, Sep 29, 2024
 45 vs. Green Bay Packers, Oct 22, 2023
 44 vs. Los Angeles Chargers, Dec 31, 2023

Rushing Average 10.3 at Chicago Bears, Oct 01, 2023
 7.6 vs. New York Jets, Oct 08, 2023
 5.5 vs. Los Angeles Chargers, Dec 31, 2023
 5.1 at New York Jets, Sep 29, 2024
 4.3 at Kansas City Chiefs, Oct 12, 2023

Longest Runs 38 vs. New York Jets, Oct 08, 2023
 31 at Chicago Bears, Oct 01, 2023
 23 vs. Green Bay Packers, Oct 22, 2023
 21 vs. New York Jets, Oct 08, 2023
 15 at Seattle Seahawks, Sep 08, 2024

Rushing TDs 1 at Tampa Bay Buccaneers, Sep 22, 2024
 1 vs. Washington Commanders, Sep 17, 2023

Receptions 5 at Seattle Seahawks, Sep 08, 2024
 5 vs. Minnesota Vikings, Nov 19, 2023
 4 vs. New England Patriots, Dec 24, 2023
 3 vs. Las Vegas Raiders, Oct 06, 2024
 3 vs. Los Angeles Chargers, Dec 31, 2023
 ...2 more at 3.

Receiving Yards 32 at Chicago Bears, Oct 01, 2023
 30 vs. New England Patriots, Dec 24, 2023
 21 vs. New York Jets, Oct 08, 2023
 18 vs. Los Angeles Chargers, Dec 31, 2023
 17 vs. Los Angeles Chargers, Oct 13, 2024

Receiving Average 10.7 at Chicago Bears, Oct 01, 2023
 7.5 vs. New England Patriots, Dec 24, 2023
 7.0 vs. New York Jets, Oct 08, 2023
 6.0 vs. Los Angeles Chargers, Dec 31, 2023
 2.8 vs. Minnesota Vikings, Nov 19, 2023

Longest Receptions 22t vs. New York Jets, Oct 08, 2023
 18t at Chicago Bears, Oct 01, 2023
 11 vs. Los Angeles Chargers, Oct 13, 2024
 11 vs. New England Patriots, Dec 24, 2023
 11 at Chicago Bears, Oct 01, 2023

Receiving TDs 1 vs. Las Vegas Raiders, Oct 06, 2024
 1 vs. New York Jets, Oct 08, 2023
 1 at Chicago Bears, Oct 01, 2023

All-Purpose Yards 104 at Chicago Bears, Oct 01, 2023
 89 vs. New York Jets, Oct 08, 2023
 67 vs. New England Patriots, Dec 24, 2023
 62 vs. Los Angeles Chargers, Dec 31, 2023
 46 at New York Jets, Sep 29, 2024
 ...1 more at 46.

Most TDs 1 vs. Las Vegas Raiders, Oct 06, 2024
 1 at Tampa Bay Buccaneers, Sep 22, 2024
 1 vs. New York Jets, Oct 08, 2023
 ...2 more at 1.

Scrimmage Yards 104 at Chicago Bears, Oct 01, 2023
 89 vs. New York Jets, Oct 08, 2023
 67 vs. New England Patriots, Dec 24, 2023
 62 vs. Los Angeles Chargers, Dec 31, 2023
 46 at New York Jets, Sep 29, 2024
 ...1 more at 46.






2023 GAME-BY-GAME REGULAR-SEASON STATISTICS (BRONCOS)

DATE	OPPONENT	P/S	RUSHING					RECEIVING					W/L	SCORE
			NO.	YDS.	AVG.	LG	TD	NO.	YDS.	AVG.	LG	TD		
09/10	Raiders	P	0	0	0.0	0	0	1	-7	-7.0	-7	0	L	16-17
09/17	Commanders	P	1	5	5.0	5t	1	0	0	0.0	0	0	L	33-35
09/24	at Dolphins	P	5	15	3.0	7	0	0	0	0.0	0	0	L	20-70
10/01	at Bears	P	7	72	10.3	31	0	3	32	10.7	18t	1	W	31-28
10/08	Jets	P	9	68	7.6	38	0	3	21	7.0	22t	1	L	21-31
10/12	at Chiefs	S	7	30	4.3	9	0	2	12	6.0	7	0	L	8-19
10/22	Packers	P	5	45	9.0	23	0	1	1	1.0	1	0	W	19-17
10/29	Chiefs	P	4	33	8.3	13	0	2	6	3.0	4	0	W	24-9
11/13	at Bills	P	6	8	1.3	5	0	2	4	2.0	3	0	W	24-22
11/19	Vikings	P	1	1	1.0	1	0	5	14	2.8	9	0	W	21-20
11/26	Browns	P	2	4	2.0	6	0	0	0	0.0	0	0	W	29-12
12/03	at Texans	P	4	15	3.8	8	0	2	6	3.0	5	0	L	17-22
12/10	at Chargers	P	5	25	5.0	9	0	1	7	7.0	7	0	W	24-7
12/16	at Lions	S	2	2	1.0	1	0	2	16	8.0	8	0	L	17-42
12/24	Patriots	P	6	37	6.2	12	0	4	30	7.5	11	0	L	23-26
12/31	Chargers	S	8	44	5.5	11	0	3	18	6.0	10	0	W	16-9
01/07	at Raiders	P	4	6	1.5	6	0	0	0	0.0	0	0	L	14-27
2023 TOTALS		17-3	76	410	5.4	38	1	31	160	5.2	22T	2	8-9	

2024 GAME-BY-GAME REGULAR-SEASON STATISTICS (BRONCOS)

DATE	OPPONENT	P/S	RUSHING					RECEIVING					W/L	SCORE
			NO.	YDS.	AVG.	LG	TD	NO.	YDS.	AVG.	LG	TD		
09/08	at Seahawks	P	10	27	2.7	15	0	5	1	0.2	3	0	L	20-26
09/15	Steelers	P	3	6	2.0	7	0	0	0	0.0	0	0	L	6-13
09/22	at Buccaneers	P	5	7	1.4	7	1	1	7	7.0	7	0	W	26-7
09/29	at Jets	P	9	46	5.1	10	0	1	0	0.0	0	0	W	10-9
10/06	Raiders	P	6	22	3.7	13	0	3	3	1.0	4t	1	W	34-18
10/13	Chargers	P	3	8	2.7	5	0	2	17	8.5	11	0	L	16-23
2024 TOTALS		6-0	36	116	3.2	15	1	12	28	2.3	11	1	3-3	





29 CB



**JA'QUAN
MCMILLIAN**

HEIGHT/WEIGHT: 5-10 / 183

COLLEGE: East Carolina

BIRTHDAY: Jun. 4, 2000

BORN: Winston-Salem, N.C.

NFL EXPERIENCE: 3rd YR

BRONCOS EXPERIENCE: 3rd YR

GP/GS: 23/7

ACQUIRED: CFA-'22

AT A GLANCE

- A third-year cornerback who appeared in 23 games (7 starts) with the Broncos from 2022-24, posting 85 tackles (64 solo), two sacks (15.0 yds.), two interceptions (14 yds.), six passes defended, two forced fumbles and two fumble recoveries.
- Became the first Broncos' undrafted cornerback since CB Chris Harris Jr. in 2012 to have two or more interceptions within his first two seasons.
- Was one-of-three cornerbacks in team history (Ray Crockett, 1994; Darrent Williams, 2006) to recover two fumbles and intercept two passes in a single season in 2023.
- His seven tackles for loss in 2023 were the most by a Broncos' defensive back in team history and tied for the fourth most by any NFL cornerback in a single season.
- Totaled 50 tackles (37 solo), two sacks (15 yds.), two interceptions (14 yds.), five passes defended, two forced fumbles and two fumble recoveries in 2023.
- Started 29-of-33 games played in his three seasons (2019-21) with East Carolina University, totaling 127 tackles (97 solo), 12 interceptions (125 yds., 1 TD), 23 passes defended, two forced fumbles and two fumble recoveries.
- Named second-team All-AAC in 2021 after starting all 12 games played, notching 56 tackles (38 solo), five interceptions (42 yds., 1 TD), 11 passes defended, one forced fumble and two fumble recoveries.
- Started 5-of-9 games played in 2020, posting 33 tackles (27 solo), four interceptions (31 yds.) and three passes defended.
- Started all 12 games played in 2019, totaling 38 tackles (32 solo), three interceptions (52 yds.), nine passes defended and one forced fumble.
- Prepped at West Forsyth High School in Winston-Salem, N.C., collected 22 interceptions and two INT-TDs and named to the Winston-Salem Journal All-Northwest Area team on three occasions and was a four-time All-Central Piedmont performer.
- Signed by the Broncos as a college free agent on May 13, 2022.

2024: McMillian has appeared in six games (3 starts) for Denver, totaling 28 tackles (21 solo), one tackle for loss and two passes defended... Recorded a single-game career-high nine tackles (8 solo) at T.B. (9/22)... Tallied six tackles (4 solo) including one tackle for loss while adding one pass defended at NYJ (9/29)... Totaled five solo tackles and a pass defended vs. L.V. (10/6).

2023: McMillian totaled 50 tackles (37 solo), two sacks (15 yds.), two interceptions (14 yds.), five passes defended, two forced fumbles and two fumble recoveries... Totaled six tackles (3 solo) in the 21-point comeback win at Chi. (10/1)... Tallied seven tackles—including having three tackles for loss—and recorded his first career pass defended at K.C. (10/12)... Recorded his first career interception (5 yds.) off Chiefs QB Patrick Mahomes while also producing six tackles (5 solo), two tackles for loss and one pass defended in the win vs. K.C. (10/29)... Became the first Broncos defensive back since Pro Football Hall of Fame CB Champ Bailey in 2004 to produce two or more tackles for loss in multiple games of a season... Was also the first Broncos defensive back since Bailey in 2004 (at N.O., 11/21) to have at least two tackles for loss and an interception in a game... Recorded his first career forced fumble and fumble recovery after stripping the ball from Bills RB James Cook on the first play of the game at Buf. (11/13)... Became the third Broncos cornerback in team history to record two fumble recoveries and two interceptions in a season after intercepting a pass, recovering one fumble and making two tackles (1 solo) in the win vs. Min. (11/19)... Made five tackles (3 solo) in the win vs. Cle. (11/26)... Recorded his first career sack on Texans QB CJ Stroud for a five-yard loss while also forcing one fumble and made two tackles (1 solo) at Hou. (12/3)... Became the first Broncos cornerback since CB Ray Crockett in 1996 to record sacks in back-to-back games after totaling one sack (10 yds.), five solo tackles and one pass defended at LAC (12/10).

2022: McMillian started one game with the Broncos during his rookie season, posting 7 tackles (6 solo) in Week 18 vs. LAC (1/8)... Spent Weeks 1-17 competing on Denver's practice squad.

COLLEGE: McMillian started 29-of-33 games played in his three seasons (2019-21) at East Carolina University... Totaled 127 tackles (97 solo), 12 interceptions (125 yds., 1TD), 23 passes defended, two forced fumbles and two fumble recoveries during his collegiate career... Started all 12 games played in 2021, notching 56 tackles (38 solo), five interceptions (42 yds., 1 TD), 11 passes defended, one forced fumble and two fumble recoveries... Selected as a semifinalist for the Jim Thorpe Award, which





2023 GAME-BY-GAME REGULAR-SEASON STATISTICS (BRONCOS)

DATE	OPPONENT	P/S	TACKLES							INTERCEPTIONS					O. FUMB				ST				MISC			SCORE		
			TK	S	A	SK	YDS	TFL	YDS	QBH	NO	YDS	LG	TD	PD	FF	FR	TD	YDS	TK	S	A	FF	FR	S		A	W/L
09/10	Raiders		ON INACTIVE LIST																				L	16-17				
09/17	Commanders	P	0	0	0	0	0	0	0	0	0	0	0	0	0	0	0	0	0	0	0	0	0	0	0	0	L	33-35
09/24	at Dolphins	P	0	0	0	0	0	0	0	0	0	0	0	0	0	0	0	0	0	0	0	0	0	0	0	L	20-70	
10/01	at Bears	P	6	3	3	0	0	0	0	0	0	0	0	0	0	0	0	0	0	0	0	0	0	0	0	W	31-28	
10/08	Jets	P	4	3	1	0	0	0	0	0	0	0	0	0	0	0	0	0	0	0	0	0	0	0	0	L	21-31	
10/12	at Chiefs	P	7	7	0	0	0	0	3	4	0	0	0	0	0	1	0	0	0	0	0	0	0	0	0	L	8-19	
10/22	Packers	P	0	0	0	0	0	0	0	0	0	0	0	0	0	0	0	0	0	0	0	0	0	0	0	W	19-17	
10/29	Chiefs	P	6	5	1	0	0	0	0	2	3	0	1	5	5	0	1	0	0	0	0	0	0	0	0	W	24-9	
11/13	at Bills	S	5	4	1	0	0	0	0	0	0	0	0	0	0	0	1	1	0	0	0	0	0	0	0	W	24-22	
11/19	Vikings	P	2	1	1	0	0	0	0	0	0	1	9	9	0	1	0	1	0	5	0	0	0	0	0	W	21-20	
11/26	Browns	S	5	3	2	0	0	0	0	0	0	0	0	0	0	0	0	0	0	0	0	0	0	0	0	W	29-12	
12/03	at Texans	P	2	1	1	1	0	5	0	0	1	0	0	0	0	0	1	0	0	0	0	0	0	0	0	L	17-22	
12/10	at Chargers	P	5	5	0	1	0	10	2	26	2	0	0	0	0	1	0	0	0	0	0	0	0	0	0	W	24-7	
12/16	at Lions	P	3	2	1	0	0	0	0	0	0	0	0	0	0	0	0	0	0	0	0	0	0	0	0	L	17-42	
12/24	Patriots	P	0	0	0	0	0	0	0	0	0	0	0	0	0	0	0	0	0	0	0	0	0	0	0	L	23-26	
12/31	Chargers	S	2	2	0	0	0	0	0	0	0	0	0	0	0	0	0	0	0	0	0	0	0	0	0	W	16-9	
01/07	at Raiders	P	3	1	2	0	0	0	0	0	0	0	0	0	0	0	0	0	0	0	0	0	0	0	0	L	14-27	
2023 TOTALS		16-3	50	37	13	2.0	15.0	7	33	3	2	14	9	0	4	2	2	0	5	10	1	0	0	0	0	8-9		

2024 GAME-BY-GAME REGULAR-SEASON STATISTICS (BRONCOS)

DATE	OPPONENT	P/S	TACKLES							INTERCEPTIONS					O. FUMB				ST				MISC			SCORE	
			TK	S	A	SK	YDS	TFL	YDS	QBH	NO	YDS	LG	TD	PD	FF	FR	TD	YDS	TK	S	A	FF	FR	S		A
09/08	at Seahawks	S	4	2	2	0	0	0	0	0	0	0	0	0	0	0	0	0	0	0	0	0	0	0	0	L	20-26
09/15	Steelers	P	2	0	2	0	0	0	0	0	0	0	0	0	0	0	0	0	0	0	0	0	0	0	0	L	6-13
09/22	at Buccaneers	S	9	8	1	0	0	0	0	0	0	0	0	0	0	0	0	0	0	0	0	0	0	0	0	W	26-7
09/29	at Jets	P	6	4	2	0	0	0	1	1	0	0	0	0	0	1	0	0	0	0	0	0	0	0	0	W	10-9
10/06	Raiders	S	5	5	0	0	0	0	0	0	0	0	0	0	1	0	0	0	0	0	0	0	0	0	0	W	34-18
10/13	Chargers	P	2	2	0	0	0	0	0	0	0	0	0	0	0	0	0	0	0	0	0	0	0	0	0	L	16-23
2024 TOTALS		6-3	28	21	7	0.0	0.0	1	1	0	0	0	0	0	2	0	0	0	0	0	0	0	0	0	0	3-3	





77 G



QUINN MEINERZ

HEIGHT/WEIGHT: 6-3 / 320

COLLEGE: Wisconsin-Whitewater

BIRTHDAY: Nov. 15, 1998

BORN: Hartford, Wis.

NFL EXPERIENCE: 4th YR

BRONCOS EXPERIENCE: 4th YR

GP/GS: 51/45

ACQUIRED: D3a-'21

AT A GLANCE

- A fourth-year interior offensive lineman who started 45-of-51 games played at guard for Denver from 2021-24. Named a team captain for the first time in his career for the 2024 season.
- Played in 1,037-of-1,072 offensive snaps (96.7%) and started all 17 games at right guard for the Broncos in 2023.
- Started all 13 games played at RG during the 2022 season, totaling 752 offensive snaps and allowing only three sacks on 479 pass-blocking snaps.
- Appeared in 15 games (9 starts) (8 at RG; 1 at LG) during his rookie campaign in 2021.
- Appeared in 31 games (29 starts) over three seasons (2017-19) at the University of Wisconsin-Whitewater.
- Became the fifth Division-III player to be selected in the top 100 of an NFL draft.
- Started all 15 games in 2019, helping the Warhawks lead the Wisconsin Intercollegiate Athletic Conference in rushing (195.7 ypg) and first downs (310), while averaging 30.1 points and 376.7 yards per game.
- Earned All-Wisconsin Intercollegiate Athletic Conference, Associated Press and American Football Coaches Association first-team honors in 2019.
- Opened all 14 games in 2018, helping an offensive line that led the WIAC in scoring (39.2 ppg), rushing (240.5 ypg) and total offense (435.8 ypg), while ranking in the top 25 in scoring, first downs (260) and passing yards per completion (15.1).
- Played two games during his true freshman season at Wisconsin-Whitewater in 2017, earning WIAC Scholastic Honor Roll honors.
- Prepped at Hartford Union High School in Hartford, Wisc., where he competed in football, track & field and wrestling, while earning honorable mention all-state for offensive and defensive linemen.
- Selected by the Broncos in the third round (98th overall) of the 2021 NFL Draft.

2023: Meinerz started all 17 games at right guard for the Broncos, totaling 1,037-of-1,072 offensive snaps (96.7%) for the team.

2022: Meinerz started all 13 games played at RG, totaling 752 offensive snaps and allowing only three sacks on 479 pass-blocking snaps... Did not play or was inactive from Weeks 2-5.

2021: Meinerz, who was selected by the Broncos in the third round (98th overall), appeared in 15 games (9 starts) (8 at RG; 1 at LG) during his rookie campaign... Made his NFL debut in a reserve role vs. NYJ (9/26)... Made first career start and opened the game at left guard vs. Bal. (10/3)... Collected second career start and opened his first career game at right guard vs. Phi. (11/14)... Started the final eight games of the season at right guard.

COLLEGE: Meinerz's 2020 collegiate season was canceled due to the COVID-19 pandemic... Started all 15 games played for the University of Wisconsin-Whitewater in 2019, earning All-Wisconsin Intercollegiate Athletic Conference, Associated Press and American Football Coaches Association first-team honors... Helped the Warhawks lead the WIAC in rushing (195.7 ypg) and first downs (310), while averaging 30.1 points and 376.7 yards per game... Aided the team in advancing to Stagg Bowl XLVII, the Division-III national championship game... Won the team's Glen Wills Offensive Lineman Award along with the Most Valuable Player award... Named to WIAC Scholastic Honor Roll... Opened all 14 games for the Warhawks during his sophomore season in 2018... Named first-team All-Wisconsin Intercollegiate Athletic Conference and was a National Strength and Conditioning Association All-American for his commitment to strength and conditioning... Helped the team lead the conference in scoring (39.2 ppg), rushing (240.5 ypg) and total offense (435.8 ypg), while ranking in the top 25 in scoring, first downs (260) and passing yards per completion (15.1)... Played two games during his true freshman season in 2017... Named to the WIAC Scholastic Honor Roll.

PERSONAL: Meinerz attended Hartford Union High School in Hartford, Wisc., where he was named honorable mention all-state for offensive and defensive linemen during his tenure... Competed in football, track & field and wrestling... Participated in the 2021 Senior Bowl... Quinn Meinerz (pronounced: minors) was born on Nov. 15, 1998, in Hartford, Wisc.





Transactions

Signed by Denver as a draft choice 7/24/21.

Quinn Meinerz's NFL Regular Season Statistics

DATE	TEAM	GP	GS
2021	Broncos	15	9
2022	Broncos	13	13
2023	Broncos	17	17
2024	Broncos	6	6
NFL TOTALS		51	45

2021 GAME-BY-GAME REGULAR-SEASON STATISTICS (BRONCOS)

DATE	OPPONENT	P/S		W/L	SCORE
09/12	at Giants		DID NOT PLAY (NON-INJURY)	W	27-13
09/19	at Jaguars		DID NOT PLAY (NON-INJURY)	W	23-13
09/26	Jets	P		W	26-0
10/03	Ravens	S		L	7-23
10/10	at Steelers	P		L	19-27
10/17	Raiders	P		L	24-34
10/21	at Browns	P		L	14-17
10/31	Football Team	P		W	17-10
11/07	at Cowboys	P		W	30-16
11/14	Eagles	S		L	13-30
11/28	Chargers	S		W	28-13
12/05	at Chiefs	S		L	9-22
12/12	Lions	S		W	38-10
12/19	Bengals	S		L	10-15
12/26	at Raiders	S		L	13-17
01/02	at Chargers	S		L	13-34
01/08	Chiefs	S		L	24-28
2021 TOTALS		15-9		7-10	






2022 GAME-BY-GAME REGULAR-SEASON STATISTICS (BRONCOS)

DATE	OPPONENT	P/S		W/L	SCORE
09/12	at Seahawks	S		L	16-17
09/18	Texans		ON INACTIVE LIST	W	16-9
09/25	49ers		DID NOT PLAY (NON-INJURY)	W	11-10
10/02	at Raiders		ON INACTIVE LIST	L	23-32
10/06	Colts		INACTIVE	L	9-12+
10/17	at Chargers	S		L	16-19 +
10/23	Jets	S		L	9-16
10/30	at Jaguars	S		W	21-17
11/13	at Titans	S		L	10-17
11/20	Raiders	S		L	16-22 +
11/27	at Panthers	S		L	10-23
12/04	at Ravens	S		L	9-10
12/11	Chiefs	S		L	28-34
12/18	Cardinals	S		W	24-15
12/25	at Rams	S		L	14-51
01/01	at Chiefs	S		L	24-27
01/08	Chargers	S		W	31-28
2022 TOTALS		13-13		5-12	

+ - Overtime





19 WR



MARVIN MIMS JR.

HEIGHT/WEIGHT: 5-11 / 184

COLLEGE: Oklahoma

BIRTHDAY: Mar. 19, 2002

BORN: Frisco, Texas

NFL EXPERIENCE: 2nd YR

BRONCOS EXPERIENCE: 2nd YR

GP/GS: 22/8

ACQUIRED: D2-'23

AT A GLANCE

- A second-year wide receiver who became the second Broncos' rookie in team history to be selected as a Pro Bowler and Associated Press All-Pro in the same season in 2023.
- Appeared in 22 games (8 starts) for the Broncos (2023-24), catching 25 passes for 403 yards (16.1 avg.) with one touchdown and rushing 10 times for 47 yards (4.7 avg.).
- Had also returned 18 kickoffs for 466 yards (25.9 avg.) with one touchdown and 32 punts for 475 yards (14.8 avg.).
- Totaled 709 return yards during his rookie season in 2023, the most by a Broncos' rookie since WR Eddie Royal (740) in 2008.
- Appeared in 37 games (24 starts) at the University of Oklahoma (2020-22), recording 123 receptions for 2,398 yards (19.5 avg.) with 20 touchdowns.
- Rushed five times for 35 yards (7.0 avg.) and also returned 33 punts for 391 yards (11.8 avg.) and three kickoffs for 70 yards (23.3 avg.).
- Was named first-team All-Big 12 by the conference coaches and second-team All-Big 12 by the Associated Press in 2022 after leading the Sooners with 54 catches for 1,083 yards (20.1 avg.) with six scores in 13 games (12 starts).
- Started 11-of-13 games played in 2021, leading the team with 705 yards on 32 catches (22.0 avg.) with five touchdowns to earn All-Big 12 honorable mention accolades.
- Was named second-team All-Big 12 by the league's coaches and media after playing in 11 games (1 start) and leading the team with 610 yards on 37 receptions (16.5 avg.) with nine scores in 2020.
- Became the first Oklahoma wide receiver to earn FWAA Freshman All-America status and also received Freshman All-America honors from The Athletic and ESPN.
- Prepped at Lone Star High School in Frisco, Texas, where he became the Texas high school state record holder in career receiving yards (5,485) and single-season receiving yards (2,629).
- Selected by the Broncos in the second round (63rd overall) of the 2023 NFL Draft.

MIMS' TROPHY CASE

Pro Bowl (1)	2023
All-Pro (second team)	2023

2024: Mims Jr. returned three kickoffs for 69 yards (23.0 avg.) and five punts for 47 yards (9.4 avg.) in the season opener at Sea. (9/8)... His 116 total return yards were the most by a Bronco in a Week 1 matchup since former Broncos WR Eric Decker (128) in 2011 (vs. Oak., 9/12)... Rushed once for 17 yards and caught one pass for seven yards along with returning two punts for 54 yards (27.0 avg.) vs. L.V. (10/6).

2023: Mims Jr. became the second Broncos' rookie in team history to be selected to the Pro Bowl and Associated Press All-Pro team same season... Caught 22 passes for 377 yards (17.1 avg.) with one touchdown and rushed nine times for 30 yards (3.3 avg.) during his rookie season... Also returned 15 kickoffs for 397 yards (26.5 avg.) with one touchdown and 19 punts for 312 yards (16.4 avg.)... His 709 return yards were the most by a Broncos' rookie since WR Eddie Royal (740) in 2008... Made his NFL debut in the season opener vs. L.V. (9/10), catching two passes for nine yards (4.5 avg.) and returning two kickoffs for 55 yards (27.5 avg.)... His 55 kickoff return yards were the most by a Bronco in a Week 1 game since CB Perrish Cox's 62 in 2010 (at Jac., 9/12)... It was also the most kickoff return yards by a Broncos rookie since WR Tyrie Cleveland's 77 yards in 2020 (at K.C., 12/6)... Caught two passes for 113 yards (56.5 avg.), including his first NFL touchdown of 60 yards from QB Russell Wilson, vs. Was. (9/17)... Also rushed twice for 10 yards (5.0 avg.) and returned one punt for 45 yards (45.0 avg.)... With catches of 60 and 53 yards, became the first Bronco rookie since the AFL-NFL merger to record multiple catches of 50+ yards in the same game... Also became the first Bronco rookie and eighth NFL rookie since 1998 to record three plays of 45 or more yards in a single game with his catches of 53 and 60 yards and punt return of 45 yards... Caught three passes for 73 yards (24.3 avg.) and also returned two kickoffs for 121 yards (60.5 avg.), including returning one for a 99-yard score, at Mia.





(9/24)... His 99-yard kickoff return touchdown was the fifth-longest by a Bronco and the first kickoff return score by a Denver player since former Broncos WR Trindon Holliday in 2013 (vs. Phi., 9/29)... Returned a punt 25 yards to help set up a score and also caught two passes for 47 yards to help the Broncos win at Chi. (10/1)... His 48-yard reception from Wilson in the fourth quarter helped set up the game-winning 51-yard field goal by K Wil Lutz... Caught three passes for a team-high 63 yards (21.0 avg.) and also returned three punts for 59 yards (19.7 avg.) and two kickoffs for 28 yards (14.0 avg.) vs. N.E. (12/24).

COLLEGE: Mims Jr. appeared in 37 games (24 starts) at Oklahoma (2020-22), where he caught 213 passes for 2,398 yards (19.5 avg.) with 20 scores... Also rushed five times for 35 yards (7.0 avg.) while returning 33 punts for 391 yards (11.8 avg.) and three kickoffs for 70 yards (23.3 avg.)... Was named first-team All-Big 12 by the league’s coaches and second-team All-Big 12 by the Associated Press in 2022 after playing in 13 games (12 starts)... Led the team with 54 receptions for 1,083 yards (20.1 avg.) with six touchdowns... Led the conference in yards per reception while also ranking second in receiving yards and receiving yards per game (83.3)... Also returned 10 punts for 160 yards (16.0 avg.)... Started 11-of-13 games played during 2021, leading the team with 705 yards on 32 catches (22.0 avg.) with five touchdowns to earn All-Big 12 honorable mention accolades... Led the conference and ranked fourth in the nation in yards per reception... Also returned 10 punts for 69 yards (6.9 avg.) and two kickoffs for 51 yards (25.5 avg.)... Became the first Oklahoma wide receiver to earn FWAAs Freshman All-America status and also received Freshman All-American honors from The Athletic and ESPN in 2020... Was named second-team All-Big 12 by the league’s coaches and media after playing in 11 games (1 start) and leading the team with 610 yards on 37 receptions (16.5 avg.) with nine scores... His nine receiving scores were a Big 12 true freshman record... Also ranked eighth nationally with a 12.5 punt return average (162 yards on 13 returns).

PERSONAL: Mims Jr. was the Texas high school state record holder in career receiving yards (5,485) and single-season receiving yards (2,629)... Also recorded 32 touchdowns on 117 catches during his senior season at Lone Star High School in Frisco, Texas... Produced over 5,400 receiving yards and more than 60 touchdowns during his high school career... Was a finance major at the University of Oklahoma... Marvin Mims Jr. was born on March 19, 2002, in Frisco, Texas.

BRONCOS ROOKIES TO BE NAMED TO PRO BOWL

Player	Pos.	Year
Marvin Mims Jr.	KR	2023
Phillip Lindsay	RB	2018
Von Miller	OLB	2011
Jim Fraser	LB	1962
Donnie Stone	FB	1961

Transactions

Signed by Denver as a draft pick 5/16/23.

Marvin Mims Jr.'s NFL Regular Season Rushing/Receiving Statistics

DATE	TEAM	RECEIVING							RUSHING				
		GP	GS	NO.	YDS.	AVG.	LG	TD	NO.	YDS.	AVG.	LG	TD
2023	Broncos	16	7	22	377	17.1	60t	1	9	30	3.3	11	0
2024	Broncos	6	1	3	26	8.7	9	0	1	17	17.0	17	0
NFL TOTALS		22	8	25	403	16.1	60T	1	10	47	4.7	17	0

Marvin Mims Jr.'s NFL Regular Season Return Statistics

DATE	TEAM	KICKOFF RETURNS					PUNT RETURNS					
		RET.	YDS.	AVG.	LG	TD	NO.	FC	YDS.	AVG.	LG	TD
2023	Broncos	15	397	26.5	99t	1	19	13	312	16.4	52	0
2024	Broncos	3	69	23.0	26	0	13	7	163	12.5	38	0
NFL TOTALS		18	466	25.9	99T	1	32	20	475	14.8	52	0





SINGLE-GAME HIGHS: RUSHING/RECEIVING

<p>Rush Attempts 2 vs. Washington Commanders, Sep 17, 2023 1 at Las Vegas Raiders, Jan 07, 2024 1 at Detroit Lions, Dec 16, 2023 1 at Houston Texans, Dec 03, 2023 ...4 more at 1.</p> <p>Rushing Yards 17 vs. Las Vegas Raiders, Oct 06, 2024 11 at Detroit Lions, Dec 16, 2023 11 vs. Cleveland Browns, Nov 26, 2023 10 vs. Washington Commanders, Sep 17, 2023 8 at Houston Texans, Dec 03, 2023</p> <p>Longest Runs 17 vs. Las Vegas Raiders, Oct 06, 2024 11 at Detroit Lions, Dec 16, 2023 11 vs. Cleveland Browns, Nov 26, 2023 8 at Houston Texans, Dec 03, 2023 8 vs. Washington Commanders, Sep 17, 2023</p> <p>Receptions 3 vs. New England Patriots, Dec 24, 2023 3 at Miami Dolphins, Sep 24, 2023 2 at Los Angeles Chargers, Dec 10, 2023 2 vs. Cleveland Browns, Nov 26, 2023 ...4 more at 2.</p> <p>Receiving Yards 113 vs. Washington Commanders, Sep 17, 2023 73 at Miami Dolphins, Sep 24, 2023 63 vs. New England Patriots, Dec 24, 2023 47 at Chicago Bears, Oct 01, 2023 24 vs. Cleveland Browns, Nov 26, 2023</p> <p>Receiving Average 24.3 at Miami Dolphins, Sep 24, 2023 21.0 vs. New England Patriots, Dec 24, 2023</p> <p>Longest Receptions 60t vs. Washington Commanders, Sep 17, 2023 53 vs. Washington Commanders, Sep 17, 2023 48 at Chicago Bears, Oct 01, 2023 47 vs. New England Patriots, Dec 24, 2023 38 at Miami Dolphins, Sep 24, 2023</p> <p>Receiving TDs 1 vs. Washington Commanders, Sep 17, 2023</p> <p>All-Purpose Yards 197 at Miami Dolphins, Sep 24, 2023 168 vs. Washington Commanders, Sep 17, 2023 150 vs. New England Patriots, Dec 24, 2023 116 at Seattle Seahawks, Sep 08, 2024 105 at Las Vegas Raiders, Jan 07, 2024</p> <p>Kickoff Returns 3 at Seattle Seahawks, Sep 08, 2024 2 at Las Vegas Raiders, Jan 07, 2024 2 vs. New England Patriots, Dec 24, 2023 2 at Detroit Lions, Dec 16, 2023 ...3 more at 2.</p> <p>Kickoff Return Yards 121 at Miami Dolphins, Sep 24, 2023 69 at Seattle Seahawks, Sep 08, 2024 55 at Las Vegas Raiders, Jan 07, 2024 55 vs. Las Vegas Raiders, Sep 10, 2023 44 at Houston Texans, Dec 03, 2023</p>	<p>Longest Kickoff Return 99t at Miami Dolphins, Sep 24, 2023 35 at Las Vegas Raiders, Jan 07, 2024 31 vs. New England Patriots, Dec 24, 2023 31 at Buffalo Bills, Nov 13, 2023 30 vs. Las Vegas Raiders, Sep 10, 2023</p> <p>Kickoff Return TDs 1 at Miami Dolphins, Sep 24, 2023</p> <p>Fair Catches 4 at New York Jets, Sep 29, 2024 2 vs. New England Patriots, Dec 24, 2023 2 at Los Angeles Chargers, Dec 10, 2023 2 at Houston Texans, Dec 03, 2023 1 at Tampa Bay Buccaneers, Sep 22, 2024 ...8 more at 1.</p> <p>Punt Return Yards 59 vs. New England Patriots, Dec 24, 2023 54 vs. Las Vegas Raiders, Oct 06, 2024 47 at Seattle Seahawks, Sep 08, 2024 45 vs. Washington Commanders, Sep 17, 2023 44 at Buffalo Bills, Nov 13, 2023</p> <p>Longest Punt Return 52 vs. New England Patriots, Dec 24, 2023 45 vs. Washington Commanders, Sep 17, 2023 38 vs. Las Vegas Raiders, Oct 06, 2024 31 vs. Kansas City Chiefs, Oct 29, 2023 27 at Tampa Bay Buccaneers, Sep 22, 2024 ...1 more at 27.</p> <p>Punt Returns 5 at Seattle Seahawks, Sep 08, 2024 3 vs. Pittsburgh Steelers, Sep 15, 2024 3 at Las Vegas Raiders, Jan 07, 2024 3 vs. New England Patriots, Dec 24, 2023 2 vs. Las Vegas Raiders, Oct 06, 2024 ...3 more at 2.</p> <p>Punt Return Average 19.7 vs. New England Patriots, Dec 24, 2023 11.0 at Las Vegas Raiders, Jan 07, 2024 9.4 at Seattle Seahawks, Sep 08, 2024 6.7 vs. Pittsburgh Steelers, Sep 15, 2024</p> <p>Kickoff Return Average 23.0 at Seattle Seahawks, Sep 08, 2024</p> <p>Most TDs 1 at Miami Dolphins, Sep 24, 2023 1 vs. Washington Commanders, Sep 17, 2023</p> <p>Miscellaneous Tackles 1 at Los Angeles Chargers, Dec 10, 2023 1 at Houston Texans, Dec 03, 2023</p>
--	--

100-YARD RECEIVING GAMES (1): REGULAR SEASON

DATE	TEAM	NO.	YDS.	AVG.	LG	TD
09/17/23	COMMANDE RS	2	113	56.5	60t	1





2023 GAME-BY-GAME REGULAR-SEASON STATISTICS (BRONCOS)

DATE	OPPONENT	P/S	RECEIVING					RUSHING					W/L	SCORE
			NO.	YDS.	AVG.	LG	TD	NO.	YDS.	AVG.	LG	TD		
09/10	Raiders	P	2	9	4.5	5	0	0	0	0.0	0	0	L	16-17
09/17	Commanders	P	2	113	56.5	60t	1	2	10	5.0	8	0	L	33-35
09/24	at Dolphins	P	3	73	24.3	38	0	1	3	3.0	3	0	L	20-70
10/01	at Bears	S	2	47	23.5	48	0	0	0	0.0	0	0	W	31-28
10/08	Jets	S	1	4	4.0	4	0	0	0	0.0	0	0	L	21-31
10/12	at Chiefs	P	0	0	0.0	0	0	0	0	0.0	0	0	L	8-19
10/22	Packers	P	0	0	0.0	0	0	1	-11	-11.0	-11	0	W	19-17
10/29	Chiefs	P	1	0	0.0	0	0	0	0	0.0	0	0	W	24-9
11/13	at Bills	S	0	0	0.0	0	0	1	-3	-3.0	-3	0	W	24-22
11/19	Vikings	P	2	12	6.0	8	0	0	0	0.0	0	0	W	21-20
11/26	Browns	P	2	24	12.0	16	0	1	11	11.0	11	0	W	29-12
12/03	at Texans	S	1	5	5.0	5	0	1	8	8.0	8	0	L	17-22
12/10	at Chargers	S	2	11	5.5	8	0	0	0	0.0	0	0	W	24-7
12/16	at Lions	P	0	0	0.0	0	0	1	11	11.0	11	0	L	17-42
12/24	Patriots	S	3	63	21.0	47	0	0	0	0.0	0	0	L	23-26
12/31	Chargers		ON INACTIVE LIST										W	16-9
01/07	at Raiders	S	1	16	16.0	16	0	1	1	1.0	1	0	L	14-27
2023 TOTALS		16-7	22	377	17.1	60T	1	9	30	3.3	11	0	8-9	

2024 GAME-BY-GAME REGULAR-SEASON STATISTICS (BRONCOS)

DATE	OPPONENT	P/S	RECEIVING					RUSHING					W/L	SCORE
			NO.	YDS.	AVG.	LG	TD	NO.	YDS.	AVG.	LG	TD		
09/08	at Seahawks	S	0	0	0.0	0	0	0	0	0.0	0	0	L	20-26
09/15	Steelers	P	1	10	10.0	8	0	0	0	0.0	0	0	L	6-13
09/22	at Buccaneers	P	1	9	9.0	9	0	0	0	0.0	0	0	W	26-7
09/29	at Jets	P	0	0	0.0	0	0	0	0	0.0	0	0	W	10-9
10/06	Raiders	P	1	7	7.0	7	0	1	17	17.0	17	0	W	34-18
10/13	Chargers	P	0	0	0.0	0	0	0	0	0.0	0	0	L	16-23
2024 TOTALS		6-1	3	26	8.7	9	0	1	17	17.0	17	0	3-3	






2023 GAME-BY-GAME REGULAR-SEASON STATISTICS (BRONCOS)

DATE	OPPONENT	P/S	KICKOFF RETURNS					PUNT RETURNS					W/L	SCORE	
			RET	YDS	AVG	LG	TD	NO	FC	YDS	AVG	LG			TD
09/10	Raiders	P	2	55	27.5	30	0	0	1	0	0.0	0	0	L	16-17
09/17	Commanders	P	0	0	0.0	0	0	1	1	45	45.0	45	0	L	33-35
09/24	at Dolphins	P	2	121	60.5	99t	1	0	1	0	0.0	0	0	L	20-70
10/01	at Bears	S	1	0	0.0	0	0	1	1	25	25.0	25	0	W	31-28
10/08	Jets	S	0	0	0.0	0	0	1	0	0	0.0	0	0	L	21-31
10/12	at Chiefs	P	0	0	0.0	0	0	2	0	30	15.0	18	0	L	8-19
10/22	Packers	P	0	0	0.0	0	0	1	1	11	11.0	11	0	W	19-17
10/29	Chiefs	P	1	28	28.0	28	0	1	0	31	31.0	31	0	W	24-9
11/13	at Bills	S	1	31	31.0	31	0	2	1	44	22.0	27	0	W	24-22
11/19	Vikings	P	0	0	0.0	0	0	0	0	0	0.0	0	0	W	21-20
11/26	Browns	P	0	0	0.0	0	0	1	0	2	2.0	2	0	W	29-12
12/03	at Texans	S	2	44	22.0	27	0	1	2	7	7.0	7	0	L	17-22
12/10	at Chargers	S	0	0	0.0	0	0	2	2	25	12.5	13	0	W	24-7
12/16	at Lions	P	2	35	17.5	20	0	0	1	0	0.0	0	0	L	17-42
12/24	Patriots	S	2	28	14.0	31	0	3	2	59	19.7	52	0	L	23-26
12/31	Chargers		ON INACTIVE LIST											W	16-9
01/07	at Raiders	S	2	55	27.5	35	0	3	0	33	11.0	15	0	L	14-27
2023 TOTALS		16-7	15	397	26.5	99T	1	19	13	312	16.4	52	0	8-9	

2024 GAME-BY-GAME REGULAR-SEASON STATISTICS (BRONCOS)

DATE	OPPONENT	P/S	KICKOFF RETURNS					PUNT RETURNS					W/L	SCORE	
			RET	YDS	AVG	LG	TD	NO	FC	YDS	AVG	LG			TD
09/08	at Seahawks	S	3	69	23.0	26	0	5	0	47	9.4	18	0	L	20-26
09/15	Steelers	P	0	0	0.0	0	0	3	1	20	6.7	9	0	L	6-13
09/22	at Buccaneers	P	0	0	0.0	0	0	1	1	27	27.0	27	0	W	26-7
09/29	at Jets	P	0	0	0.0	0	0	1	4	5	5.0	5	0	W	10-9
10/06	Raiders	P	0	0	0.0	0	0	2	0	54	27.0	38	0	W	34-18
10/13	Chargers	P	0	0	0.0	0	0	1	1	10	10.0	10	0	L	16-23
2024 TOTALS		6-1	3	69	23.0	26	0	13	7	163	12.5	38	0	3-3	





21 CB



**RILEY
MOSS**

HEIGHT/WEIGHT: 6-1/193

COLLEGE: Iowa

BIRTHDAY: Mar. 3, 2000

BORN: Ankeny, Iowa

NFL EXPERIENCE: 2nd YR

BRONCOS EXPERIENCE: 2nd YR

GP/GS: 20/6

ACQUIRED: D3b-'23

AT A GLANCE

- *A second-year cornerback who has played in 20 games (6 starts) for the Broncos (2023-24), recording 42 tackles (30 solo), one interception, five passes defended, one forced fumble, one fumble recovery and three special-teams tackles.*
- *Appeared in 54 career games (40 starts) over five seasons (2018-22) at the University of Iowa.*
- *Recorded 158 tackles (123 solo), 11 interceptions (239 yds., 3 TDs), 37 passes defended, two forced fumbles and one fumble recovery during his collegiate career.*
- *Recorded 47 tackles (31 solo), one interception, 12 passes defended and two forced fumbles in 13 starts in 2022, being named second-team All-Big Ten by the Associated Press.*
- *Produced 39 tackles (34 solo), four interceptions (85 yds., 2 TDs), nine passes defended and one fumble recovery to earn third-team All-America honors by the Associated Press and first-team All-Big Ten in 2021.*
- *Was named All-Big Ten honorable mention by the league's coaches and media in 2020 after making 43 tackles (33 solo), two interceptions (111 yds, 1 TD) and six passes defended in eight starts.*
- *Appeared in 13 games (6 starts) in 2018, totaling 24 tackles (20 solo), two interceptions (36 yds.) and five passes defended.*
- *Attended Centennial High School in Ankeny, Iowa, where he recorded 29 tackles and one interception as a senior along with 14 kickoff returns for 358 yards (25.6 avg.) with one touchdown and 24 punt returns for 347 yards (14.5 avg.) with one touchdown.*
- *Selected by the Broncos in the third round (83rd overall) of the 2023 NFL Draft.*

2024: Moss has started all six contests for Denver, logging 39 tackles (29 solo), one interception, five passes defended, one forced fumble and one fumble recovery... Made his first career start and led the Broncos with 12 tackles (8 solo) at Sea. (9/8)... Tied for the seventh most tackles (12) in the NFL on opening weekend... Recorded six tackles (3 solo) along with first-career pass defended and forced fumble (recovered by S Brandon Jones) to help seal the victory late in the fourth quarter at T.B. (9/22)... Tallied eight tackles (7 solo), one pass defended and a fumble recovery (forced by S Brandon Jones) on the Jets' opening drive at NYJ (9/29). Nabbed two passes defended, including first-career interception on a jump ball from Raiders QB Gardner Minshew vs. L.V. (10/6).

2023: Moss finished his rookie season with three tackles (1 solo) in 14 games after being drafted in the third round (83rd overall) of the 2023 NFL Draft... Made his NFL debut at Mia. (9/24)... Made his first career tackle in the win vs. Min. (11/19).

COLLEGE: Moss played five seasons (2018-22) at the University of Iowa, finishing his career with 158 tackles (123 solo), 11 interceptions (239 yds.), 37 passes defended, two forced fumbles and one fumble recovery... Earned first-team All-Big Ten accolades by the league's coaches and second-team All-Big Ten by the media and Associated Press in 2022 after producing 47 tackles (31 solo), one interception, 12 passes defended and two forced fumbles in 13 starts... Started all 11 games in 2021, racking up 39 tackles (34 solo), four interceptions (85 yds., 2 TDs), nine passes defended and one fumble recovery to earn third-team All-America and first-team All-Big Ten honors by the Associated Press... Was named Big Ten Conference Defensive Player of the Week after picking off two passes and returning them for scores vs. Indiana (9/4)... Named All-Big Ten honorable mention by the league's coaches and media after starting all eight games at cornerback in 2020... Made 43 tackles (33 solo), two interceptions (111 yds, 1 TD) and six passes defended... Played in nine games (2 starts) in 2019, totaling five solo tackles, two interceptions (7 yds.) and five passes defended... Made appearances in all 13 games (6 starts) in 2018, totaling 24 tackles (20 solo), two interceptions (36 yds.) and five passes defended... Was named Big 10 Conference Freshman of the Week after making five tackles (4 solo) and picking off two passes at Minnesota (10/6).

PERSONAL: Moss attended Centennial High School in Ankeny, Iowa, where he was first-team Class 4A All-State and All-District, named to the Des Moines Register Elite All-State team and was a finalist for the State of Iowa Male Athlete of the Year as a senior... Was a two-time letter winner in football as a defensive back, wide receiver and return specialist... Also lettered in track as a sprinter and hurdler... Earned his bachelor's degree in sports and recreation management from the University of Iowa... Riley Moss was born on March 3, 2000, in Ankeny, Iowa.





Transactions

Signed by Denver as a draft pick 5/12/23.

Riley Moss' NFL Regular Season Defensive Statistics

DATE	TEAM	GP	GS	TACKLES							INTERCEPTIONS					O. FUMB				ST				MISC											
				TK	S	A	TFL	YDS	SK	YDS	QBH	NO	YDS	LG	TD	PD	FF	FR	TD	YDS	TK	S	A	FF	FR	S	A								
2023	Broncos	14	0	3	1	2	0	0	0.0	0.0	0	0	0	0	0	0	0	0	0	0	0	0	0	0	0	0	0	0	0	0	0	0	0	0	0
2024	Broncos	6	6	39	29	10	1	3	0.0	0.0	0	1	0	0	0	5	1	1	0	0	0	0	0	0	0	0	0	0	0	0	0	0	0	0	
NFL TOTALS		20	6	42	30	12	1	3	0.0	0.0	0	1	0	0	0	5	1	1	0	0	3	1	2	0	0	0	0	0	0	0	0	0	0		

SINGLE-GAME HIGHS: DEFENSIVE

- Total Tackles**
 - 12 at Seattle Seahawks, Sep 08, 2024
 - 8 at New York Jets, Sep 29, 2024
 - 6 vs. Los Angeles Chargers, Oct 13, 2024
 - 6 at Tampa Bay Buccaneers, Sep 22, 2024
 - 4 vs. Las Vegas Raiders, Oct 06, 2024
- Solo Tackles**
 - 8 at Seattle Seahawks, Sep 08, 2024
 - 7 at New York Jets, Sep 29, 2024
 - 5 vs. Los Angeles Chargers, Oct 13, 2024
 - 3 vs. Las Vegas Raiders, Oct 06, 2024
 - 3 at Tampa Bay Buccaneers, Sep 22, 2024
 - ...1 more at 3.
- Passes Defensed**
 - 2 vs. Las Vegas Raiders, Oct 06, 2024
 - 1 vs. Los Angeles Chargers, Oct 13, 2024
 - 1 at New York Jets, Sep 29, 2024
 - 1 at Tampa Bay Buccaneers, Sep 22, 2024
- Forced Fumbles**
 - 1 at Tampa Bay Buccaneers, Sep 22, 2024
- Interceptions**
 - 1 vs. Las Vegas Raiders, Oct 06, 2024






2023 GAME-BY-GAME REGULAR-SEASON STATISTICS (BRONCOS)

DATE	OPPONENT	P/S	TACKLES						INTERCEPTIONS				O. FUMB				ST				MISC			SCORE				
			TK	S	A	SK	YDS	TFL	YDS	QBH	NO	YDS	LG	TD	PD	FF	FR	TD	YDS	TK	S	A	FF		FR	S	A	W/L
09/10	Raiders		ON INACTIVE LIST																				L	16-17				
09/17	Commanders		ON INACTIVE LIST																				L	33-35				
09/24	at Dolphins	P	0	0	0	0.0	0.0	0	0	0	0	0	0	0	0	0	0	0	0	0	0	0	0	0	0	0	L	20-70
10/01	at Bears	P	0	0	0	0.0	0.0	0	0	0	0	0	0	0	0	0	0	0	0	0	0	0	0	0	0	0	W	31-28
10/08	Jets	P	0	0	0	0.0	0.0	0	0	0	0	0	0	0	0	0	0	0	0	0	0	0	0	0	0	L	21-31	
10/12	at Chiefs	P	0	0	0	0.0	0.0	0	0	0	0	0	0	0	0	0	0	0	0	0	0	0	0	0	0	L	8-19	
10/22	Packers		ON INACTIVE LIST																				W	19-17				
10/29	Chiefs	P	0	0	0	0.0	0.0	0	0	0	0	0	0	0	0	0	0	0	0	0	0	0	0	0	0	W	24-9	
11/13	at Bills	P	0	0	0	0.0	0.0	0	0	0	0	0	0	0	0	0	0	0	0	0	0	0	0	0	0	W	24-22	
11/19	Vikings	P	1	1	0	0.0	0.0	0	0	0	0	0	0	0	0	0	0	0	0	0	0	0	0	0	0	W	21-20	
11/26	Browns	P	0	0	0	0.0	0.0	0	0	0	0	0	0	0	0	0	0	0	1	0	1	0	0	0	0	W	29-12	
12/03	at Texans	P	0	0	0	0.0	0.0	0	0	0	0	0	0	0	0	0	0	0	0	0	0	0	0	0	0	L	17-22	
12/10	at Chargers	P	1	0	1	0.0	0.0	0	0	0	0	0	0	0	0	0	0	0	0	0	0	0	0	0	0	W	24-7	
12/16	at Lions	P	0	0	0	0.0	0.0	0	0	0	0	0	0	0	0	0	0	0	1	1	0	0	0	0	0	L	17-42	
12/24	Patriots	P	0	0	0	0.0	0.0	0	0	0	0	0	0	0	0	0	0	0	1	0	1	0	0	0	0	L	23-26	
12/31	Chargers	P	0	0	0	0.0	0.0	0	0	0	0	0	0	0	0	0	0	0	0	0	0	0	0	0	0	W	16-9	
01/07	at Raiders	P	1	0	1	0.0	0.0	0	0	0	0	0	0	0	0	0	0	0	0	0	0	0	0	0	0	L	14-27	
2023 TOTALS		14-0	3	1	2	0.0	0.0	0	0	0	0	0	0	0	0	0	0	0	3	1	2	0	0	0	0	0	8-9	

2024 GAME-BY-GAME REGULAR-SEASON STATISTICS (BRONCOS)

DATE	OPPONENT	P/S	TACKLES						INTERCEPTIONS				O. FUMB				ST				MISC			SCORE			
			TK	S	A	SK	YDS	TFL	YDS	QBH	NO	YDS	LG	TD	PD	FF	FR	TD	YDS	TK	S	A	FF		FR	S	A
09/08	at Seahawks	S	12	8	4	0.0	0.0	1	3	0	0	0	0	0	0	0	0	0	0	0	0	0	0	0	0	L	20-26
09/15	Steelers	S	3	3	0	0.0	0.0	0	0	0	0	0	0	0	0	0	0	0	0	0	0	0	0	0	0	L	6-13
09/22	at Buccaneers	S	6	3	3	0.0	0.0	0	0	0	0	0	0	1	1	0	0	0	0	0	0	0	0	0	0	W	26-7
09/29	at Jets	S	8	7	1	0.0	0.0	0	0	0	0	0	0	1	0	1	0	0	0	0	0	0	0	0	0	W	10-9
10/06	Raiders	S	4	3	1	0.0	0.0	0	0	0	1	0	0	0	2	0	0	0	0	0	0	0	0	0	0	W	34-18
10/13	Chargers	S	6	5	1	0.0	0.0	0	0	0	0	0	0	1	0	0	0	0	0	0	0	0	0	0	0	L	16-23
2024 TOTALS		6-6	39	29	10	0.0	0.0	1	3	0	1	0	0	0	5	1	1	0	0	0	0	0	0	0	0	3-3	





10 QB



BO NIX

HEIGHT/WEIGHT: 6-2 / 217

COLLEGE: Oregon

BIRTHDAY: Feb. 25, 2000

BORN: Pinson, Ala.

NFL EXPERIENCE: R

BRONCOS EXPERIENCE: R

GPS/GS: 6/6

ACQUIRED: D1-'24

AT A GLANCE

- A rookie quarterback who has appeared in five career regular-season games (5 starts) with Denver (2024), completing 121-of-198 passes (61.1%) for 1,082 yards with five touchdowns and five interceptions (73.7 rtg.). Has also rushed 37 times for 180 yards (4.9 avg.) with three scores.
- Set an NCAA single-season record for completion percentage (77.4%) and Oregon single-season records in completions (364), passing yards (4,508) and passing touchdowns (45).
- Started all 61 games played during his collegiate career, completing 1,286-of-1,936 passes (66.4%) for 15,352 yards with 113 touchdowns and 26 interceptions (149.6 rtg.) in addition to rushing 405 times for 1,613 yards (4.0 avg.) and 38 scores.
- Was named Associated Press Pac-12 Offensive Player of the Year in 2023 after connecting on 364-of-470 passes (77.4%) for 4,508 yards with 45 scores and three picks (188.3 rtg.).
- Became the only FBS player in 2022 and the eighth player since 2000 to record at least 29 passing TDs and 14 rushing TDs in a season.
- In 2022, started all 13 games played and ranked fifth in the nation in total touchdowns (44) and 12th in total offense (315.6 ypg).
- Set Auburn freshman records for completions (217), passing yards (2,542) and passing touchdowns (16) in 2019.
- Set Alabama state records at Pinson Valley (Ark.) High School with more than 12,000 career total offensive yards and 161 touchdowns accounted for (127 pass, 34 rush).
- Selected by the Broncos in the first round (12th overall) of the 2024 NFL Draft.

2024: Nix made his first career start in the Week 1 matchup at Sea. (9/8), completing 26-of-42 passes (61.9%) for 138 yards with two interceptions (47.5 rtg.) while also rushing five times for 35 yards (7.0 avg.) with one score... Led Denver to their first win of the season and his first career win at T.B. (9/22) after completing 25-of-36 passes for 216 yards (85.0 rtg.) and rushing nine times for 47 yards (5.2 avg.)... Recorded his first career passing touchdown in the win at NYJ (9/29) while also connecting on 12-of-25 passes for 60 yards... Completed 19-of-27 passes for 206 yards with two touchdowns (117.2 rtg.) along with eight rushes for nine yards (1.1 avg.) in the win vs. L.V. (10/6)... His game against the Raiders marked just the fifth time in team history a rookie QB recorded a 100-passer rating or better while attempt at least 25 passes... Completed 19-of-33 passes for 216 yards with two touchdowns and one interception (84.9 rtg.) vs. LAC (10/13).

COLLEGE: Nix set an NCAA single-season record for completion percentage (77.4%) and Oregon single-season records in completions (364), passing yards (4,508) and passing touchdowns (45)... Started all 61 games played during his collegiate career, completing 1,286-of-1,936 passes (66.4%) for 15,352 yards with 113 touchdowns and 26 interceptions (149.6 rtg.) in addition to rushing 405 times for 1,613 yards (4.0 avg.) and 38 scores... Was named Associated Press Pac-12 Offensive Player of the Year after connecting on 364-of-470 passes (77.4%) for 4,508 yards with 45 scores and three picks (188.3 rtg.)... Finished fourth in Heisman Trophy voting after setting an NCAA single-season record for completion percentage (77.4%)... Also broke Oregon single-season records in completions (364), passing yards (4,508) and passing touchdowns (45)... Started all 13 games played, ranking fifth in the nation in total touchdowns (44) and 12th in total offense (315.6 ypg)... Became the only FBS player that season and the eighth player since 2000 to record at least 29 passing TDs and 14 rushing TDs in a season... Completed 294-of-409 passes for 3,593 yards with 29 touchdowns and seven picks (165.7 rtg.)... Finished the season with 2,294 yards on 197-of-323 passing (61.0%) with 11 touchdowns and three interceptions (130.0 rtg.)... Played in the first 10 games of the season before missing the remainder of the year with an injury... Was voted a team captain and played in 11 games, completing 214-of-357 passing (59.9%) for 2,415 yards with 12 touchdowns and seven interceptions (123.9 rtg.)... Rushed a career-high 108 times for 388 yards (3.6 avg.) with seven scores... Played in 13 games, setting Auburn freshman records for completions, passing yards and passing touchdowns... Connected on 217-of-377 passes (57.6%) for 2,542 yards with 16 scores (125.0 rtg.)... Was the first true freshman quarterback to start the season opener for Auburn since 1946.

PERSONAL: Nix attended Pinson Valley (Ark.) High School, where he set Alabama state records with more than 12,000 career





total offense yards and 161 touchdowns accounted for (127 pass, 34 rush)... Named Alabama Gatorade Player of the Year, USA Today All-USA Offensive Player of the Year finalist, Alabama Offensive Player of the Year and All-America first-team... Also played baseball and basketball... Bo Nix was born on Feb. 25, 2000, in Pinson, Ark.

Transactions

Signed by Denver as a draft pick 5/10/24.

Bo Nix's NFL Regular Season Passing/Rushing Statistics

DATE	TEAM	GP	GS	PASSING											RUSHING				
				ATT.	CMP.	PCT.	YDS	AVG.	TD	INT.	LG	SK	LST	RATE	NO.	YDS.	AVG.	LG	TD
2024	Broncos	6	6	198	121	61.1	1,082	5.5	5	5	49	9	57	73.7	37	180	4.9	23	3
TOTALS		6	6	198	121	61.1	1,082	5.5	5	5	49	9	57	73.7	37	180	4.9	23	3

SINGLE-GAME HIGHS: QUARTERBACK

<p>Pass Attempts</p> <p>42 at Seattle Seahawks, Sep 08, 2024 36 at Tampa Bay Buccaneers, Sep 22, 2024 35 vs. Pittsburgh Steelers, Sep 15, 2024 33 vs. Los Angeles Chargers, Oct 13, 2024 27 vs. Las Vegas Raiders, Oct 06, 2024</p> <p>Pass Completions</p> <p>26 at Seattle Seahawks, Sep 08, 2024 25 at Tampa Bay Buccaneers, Sep 22, 2024 20 vs. Pittsburgh Steelers, Sep 15, 2024 19 vs. Los Angeles Chargers, Oct 13, 2024 19 vs. Las Vegas Raiders, Oct 06, 2024</p> <p>Yards Passing</p> <p>246 vs. Pittsburgh Steelers, Sep 15, 2024 216 vs. Los Angeles Chargers, Oct 13, 2024 216 at Tampa Bay Buccaneers, Sep 22, 2024 206 vs. Las Vegas Raiders, Oct 06, 2024 138 at Seattle Seahawks, Sep 08, 2024</p> <p>TD Passes</p> <p>2 vs. Los Angeles Chargers, Oct 13, 2024 2 vs. Las Vegas Raiders, Oct 06, 2024 1 at New York Jets, Sep 29, 2024</p> <p>Long Passes</p> <p>49 vs. Pittsburgh Steelers, Sep 15, 2024 37 vs. Los Angeles Chargers, Oct 13, 2024 31 at Tampa Bay Buccaneers, Sep 22, 2024 29 vs. Los Angeles Chargers, Oct 13, 2024 29 at New York Jets, Sep 29, 2024</p> <p>Completion Percentage</p> <p>70.4 vs. Las Vegas Raiders, Oct 06, 2024 69.4 at Tampa Bay Buccaneers, Sep 22, 2024 61.9 at Seattle Seahawks, Sep 08, 2024 57.6 vs. Los Angeles Chargers, Oct 13, 2024 57.1 vs. Pittsburgh Steelers, Sep 15, 2024</p>	<p>Passer Rating</p> <p>117.2 vs. Las Vegas Raiders, Oct 06, 2024 85.0 at Tampa Bay Buccaneers, Sep 22, 2024 84.9 vs. Los Angeles Chargers, Oct 13, 2024 67.9 at New York Jets, Sep 29, 2024 55.2 vs. Pittsburgh Steelers, Sep 15, 2024</p> <p>Rush Attempts</p> <p>9 at Tampa Bay Buccaneers, Sep 22, 2024 8 vs. Las Vegas Raiders, Oct 06, 2024 6 vs. Los Angeles Chargers, Oct 13, 2024 5 at New York Jets, Sep 29, 2024 5 at Seattle Seahawks, Sep 08, 2024</p> <p>Rushing Yards</p> <p>61 vs. Los Angeles Chargers, Oct 13, 2024 47 at Tampa Bay Buccaneers, Sep 22, 2024 35 at Seattle Seahawks, Sep 08, 2024 25 vs. Pittsburgh Steelers, Sep 15, 2024 9 vs. Las Vegas Raiders, Oct 06, 2024</p> <p>Rushing Average</p> <p>5.2 at Tampa Bay Buccaneers, Sep 22, 2024 1.1 vs. Las Vegas Raiders, Oct 06, 2024</p> <p>Longest Runs</p> <p>23 at Seattle Seahawks, Sep 08, 2024 22 at Tampa Bay Buccaneers, Sep 22, 2024 21 vs. Los Angeles Chargers, Oct 13, 2024 21 vs. Los Angeles Chargers, Oct 13, 2024 13 vs. Pittsburgh Steelers, Sep 15, 2024</p> <p>Rushing TDs</p> <p>1 vs. Las Vegas Raiders, Oct 06, 2024 1 at Tampa Bay Buccaneers, Sep 22, 2024 1 at Seattle Seahawks, Sep 08, 2024</p>
---	--






2024 GAME-BY-GAME REGULAR-SEASON STATISTICS (BRONCOS)

DATE	OPPONENT	P/S	PASSING											RUSHING				W/L	SCORE
			ATT	CMP	YDS	PCT	Y/A	Y/C	TD	INT	LG	SK/YD	RATE	ATT	YDS	LG	TD		
09/08	at Seahawks	S	42	26	138	61.9	3.3	5.3	0	2	25	2/6	47.5	5	35	23	1	L	20-26
09/15	Steelers	S	35	20	246	57.1	7.0	12.3	0	2	49	2/15	55.2	4	25	13	0	L	6-13
09/22	at Buccaneers	S	36	25	216	69.4	6.0	8.6	0	0	31	0/0	85.0	9	47	22	1	W	26-7
09/29	at Jets	S	25	12	60	48.0	2.4	5.0	1	0	29	0/0	67.9	5	3	7	0	W	10-9
10/06	Raiders	S	27	19	206	70.4	7.6	10.8	2	0	27	3/26	117.2	8	9	11	1	W	34-18
10/13	Chargers	S	33	19	216	57.6	6.5	11.4	2	1	37	2/10	84.9	6	61	21	0	L	16-23
2024 TOTALS		6-6	198	121	1,082	61.1	5.5	8.9	5	5	49	9/57	73.7	37	180	23	3	3-3	





63 T



ALEX
PALCZEWSKI

HEIGHT/WEIGHT: 6-6 / 315

COLLEGE: Illinois

BIRTHDAY: Aug. 3, 1999

BORN: Mount Prospect, Ill.

NFL EXPERIENCE: 2nd YR

BRONCOS EXPERIENCE: 2nd YR

GP/GS: 5/3

ACQUIRED: CFA-'23

AT A GLANCE

- *A second-year tackle who was active for five games (3 starts) with Denver (2023-24).*
- *Attended the University of Illinois and started all 65 games played in six seasons (2017-22), making 49 starts at tackle and 16 starts at guard during his career.*
- *Earned third-team All-America honors from the Associated Press as well as second-team All-Big Ten after starting all 13 games at right tackle in 2022*
- *Started all 12 games (seven at tackle, five at guard) in 2021 to earn All-Big Ten honorable mention accolades.*
- *Started 12 games at right tackle in 2018 to earn All-Big Ten honorable mention accolades.*
- *Attended Prospect High School in Mt. Prospect, Ill., where he earned Mid-Suburban League East All-Conference honors.*
- *Signed with the Broncos as a college free agent on May 12, 2023.*

2024: Palczewski made his NFL debut in the season opener at Sea. (9/8)... Made his first career start in the Week 3 win at T.B. (9/22).

2023: Palczewski spent games 1-16 on injured reserve before being activated for the season finale at L.V. (1/7).

COLLEGE: Palczewski attended the University of Illinois and started all 65 games played in six seasons (2017-22), making 49 starts at tackle and 16 starts at guard during his career... Earned third-team All-America honors from the Associated Press as well as second-team All-Big Ten after starting all 13 games at right tackle in 2022... Did not allow a sack in the season... Started all 12 games (seven at tackle, five at guard) in 2021 to earn All-Big Ten honorable mention accolades... Made four starts at right tackle in 2020 and missed the last four games due to injury... Named All-Big Ten third team in 2019 after starting 13 games at right tackle... Started 12 games at right tackle in 2018 to earn All-Big Ten honorable mention accolades... Was named BTN.com All-Freshman team honorable mention in 2017 after starting the final 11 games of the season at guard.

PERSONAL: Palczewski attended Prospect High School in Mt. Prospect, Ill., where he earned Mid-Suburban League East All-Conference honors... Also wrestled, played water polo and was on the track and field team... Alex Palczewski (pronounced: pal-CHESS-key) was born on Aug. 3, 1999.

Transactions

Signed by Denver as a college free agent 5/12/23.

Alex Palczewski's NFL Regular Season Statistics

DATE	TEAM	GP	GS
2023	Broncos	0	0
2024	Broncos	5	3
NFL TOTALS		5	3





79 T



MATT PEART

HEIGHT/WEIGHT: 6-7 / 315

BIRTHDAY: Jun. 11, 1997

NFL EXPERIENCE: 5th YR

GP/GS: 49/8

COLLEGE: Connecticut

BORN: Kingston, Jamaica

BRONCOS EXPERIENCE: 1st YR

ACQUIRED: UFA (NYG)-'24

AT A GLANCE

- A fifth-year tackle who has appeared in 49 regular-season games (8 starts) and two postseason games with the Giants (2020-23) and Broncos (2024).
- Made appearances in eight games (1 start at RT) in 2023, playing in 133 offensive snaps and 30 special-teams snaps.
- Played in nine regular-season games for the Giants in 2022, logging 116 offensive snaps and 35 special-teams snaps.
- Started 5-of-15 games—including three starts at LT and two starts at RT—for the Giants in 2021.
- Appeared in 11 games (1 start at LT) as a rookie after being selected by the Giants in the third round (99th overall) of the 2020 NFL Draft.
- Started in all 48 games he played in while at the University of Connecticut (2015-19) and was named first-team All-American Athletic Conference in 2019.
- Selected by the Giants in the third round (99th overall) of the 2020 NFL Draft.
- Signed by the Broncos as an unrestricted free agent on March 20, 2024.

2024: Peart made his Broncos debut at Sea. (9/8).

2023: Peart made appearances in eight games (1 start at RT), playing in 133 offensive snaps and 30 special-teams snaps.

2022: Peart played in nine regular-season games for the Giants, logging 116 offensive snaps and 35 special-teams snaps... Made his first postseason appearance, playing in both games in the NFC Wild Card game at Min. (1/15) and in the NFC Divisional Round at Phi. (1/21).

2021: Peart started 5-of-15 games—including three starts at LT and two starts at RT—for the Giants... Made his first career start at right tackle at Dal. (10/10)... Allowed three sacks all season in 421 offensive snaps.

2020: Peart appeared in 11 games (1 start at LT) as a rookie after being selected by the Giants in the third round (99th overall) of the 2020 NFL Draft... Saw action in 150 offensive snaps and 16 special-teams snaps... Made his NFL debut in Week 3 vs. S.F. (9/27)... Started his first career game in Week 6 vs. Was. (10/18).

COLLEGE: Peart started in all 48 games he played in while at the University of Connecticut (2015-19)... Was named first-team All-American Athletic Conference in 2019 after starting all 12 games and helped block for a 1,000-yard rusher in running back Kevin Mensah... Started all 12 games at guard for the Huskies in 2018 and was part of an offensive line that blocked for a pair of 1,000-yard rushers in quarterback David Pindell and Mensah... Made 12 starts on the offensive line in 2017 and helped Connecticut post eight games with at least 400 yards of total offense.

PERSONAL: Peart attended Governor's Academy in Byfield, Mass., where he played offensive and defensive tackle... Helped the team win four consecutive Independent School League titles... Also played basketball, where he was a team captain... Matt Peart was born on June 11, 1997, in Kingston, Jamaica.

Transactions

Signed by N.Y. Giants as a draft pick 7/27/20; Signed by Denver 3/20/24.





Matt Peart's NFL Regular Season Statistics

DATE	TEAM	GP	GS
2020	Giants	11	1
2021	Giants	15	5
2022	Giants	9	0
2023	Giants	8	1
2024	Broncos	6	1
NFL TOTALS		49	8

Matt Peart's NFL Postseason Statistics

DATE	TEAM	GP	GS
2022	Giants	2	0
NFL TOTALS		2	0

2020 GAME-BY-GAME REGULAR-SEASON STATISTICS (GIANTS)

DATE	OPPONENT	P/S		W/L	SCORE
09/14	Steelers		DID NOT PLAY (NON-INJURY)	L	16-26
09/20	at Bears		DID NOT PLAY (NON-INJURY)	L	13-17
09/27	49ers	P		L	9-36
10/04	at Rams	P		L	9-17
10/11	at Cowboys	P		L	34-37
10/18	Football Team	S		W	20-19
10/22	at Eagles	P		L	21-22
11/02	Buccaneers	P		L	23-25
11/08	at Football Team	P		W	23-20
11/15	Eagles	P		W	27-17
11/29	at Bengals		DID NOT PLAY	W	19-17
12/06	at Seahawks	P		W	17-12
12/13	Cardinals	P		L	7-26
12/20	Browns		DID NOT PLAY (NON-INJURY)	L	6-20
12/27	at Ravens	P		L	13-27
01/03	Cowboys		DID NOT PLAY (NON-INJURY)	W	23-19
2020 TOTALS		11-1		6-10	





2021 GAME-BY-GAME REGULAR-SEASON STATISTICS (GIANTS)


DATE	OPPONENT	P/S		W/L	SCORE
09/12	Broncos	P		L	13-27
09/16	at Football Team	P		L	29-30
09/26	Falcons	P		L	14-17
10/03	at Saints	P		W	27-21 +
10/10	at Cowboys	S		L	20-44
10/17	Rams	P		L	11-38
10/24	Panthers	S		W	25-3
11/01	at Chiefs	S		L	17-20
11/07	Raiders	S		W	23-16
11/22	at Buccaneers	P		L	10-30
11/28	Eagles	P		W	13-7
12/05	at Dolphins	P		L	9-20
12/12	at Chargers	P		L	21-37
12/19	Cowboys	P		L	6-21
12/26	at Eagles	S		L	10-34
01/02	at Bears		DID NOT PLAY	L	3-29
01/09	Football Team		DID NOT PLAY	L	7-22
2021 TOTALS		15-5		4-13	

+ - Overtime

2022 GAME-BY-GAME REGULAR-SEASON STATISTICS (GIANTS)

DATE	OPPONENT	P/S		W/L/T	SCORE
09/11	at Titans		RESERVED/PUP	W	21-20
09/18	Panthers		RESERVED/PUP	W	19-16
09/26	Cowboys		RESERVED/PUP	L	16-23
10/02	Bears		RESERVED/PUP	W	20-12
10/09	at Packers		RESERVED/PUP	W	27-22
10/16	Ravens		RESERVED/PUP	W	24-20
10/23	at Jaguars		RESERVED/PUP	W	23-17
10/30	at Seahawks		RESERVED/PUP	L	13-27
11/13	Texans	P		W	24-16
11/20	Lions	P		L	18-31
11/24	at Cowboys	P		L	20-28
12/04	Commanders	P		T	20-20
12/11	Eagles	P		L	22-48
12/18	at Commanders	P		W	20-12
12/24	at Vikings	P		L	24-27
01/01	Colts	P		W	38-10
01/08	at Eagles	P		L	16-22
2022 TOTALS		9-0		9-7-1	





74 G



BEN
POWERS

HEIGHT/WEIGHT: 6-4 / 338

COLLEGE: Oklahoma

BIRTHDAY: Oct. 29, 1996

BORN: Wichita, Kan.

NFL EXPERIENCE: 6th YR

BRONCOS EXPERIENCE: 2nd YR

GP/GS: 70/59

ACQUIRED: UFA (Bal.)-'23

AT A GLANCE

- 🐾 A sixth-year guard who appeared in 70 career regular-season games (59 starts) and three postseason games (3 starts) for Baltimore (2019-22) and Denver (2023-24).
- 🐾 Played in and started all 17 games at LG during his first season in Denver in 2023, appearing in 1,067 offensive snaps (99.5%).
- 🐾 Started all 17 games at LG and played in every offensive snap for Baltimore (1,096) in 2022.
- 🐾 Played in 13 games (12 starts) in 2021 after making the transition to LG, blocking for the third-best rushing offense (145.8 ypg) and sixth-best offense (378.8 ypg) in the league.
- 🐾 Appeared in all 16 games (7 starts) at RG during the 2020 season, and blocked on a line that paved the way for the league's best rushing attack (191.9 ypg.).
- 🐾 Played in 38 games (35 starts) in three seasons at the University of Oklahoma (2016-18), earning consensus All-America and first-team All-Big 12 honors in 2018.
- 🐾 Named second-team All-Big 12 in both 2016 and '17 at Oklahoma after spending one season at Butler (Kan.) Community College.
- 🐾 Selected by Baltimore in the fourth-round (123rd overall) of the 2019 NFL Draft.
- 🐾 Signed by Denver as an unrestricted free agent on March 15, 2023.

2023: Powers started all 17 games for Denver at LG during his first season with the Broncos... Appeared in 1,067 offensive snaps (99.5%)... Made his first start at LG for Denver in the season opener vs. L.V. (9/10).

2022: Powers started all 17 games at LG and played in every offensive snap for Baltimore (1,096)... Blocked on a line that helped lead the No. 2 rushing attack (160.0 ypg) in the NFL... Made his first career postseason start at LG at Cin. (1/15), playing in all 69 snaps on offense.

2021: Powers played in 13 games (12 starts) after making the transition to LG, blocking for the third-best rushing offense (145.8 ypg) and sixth-best total offense (378.8 ypg) in the league... Made his first career start at LG vs. K.C. (9/19).

2020: Powers appeared in all 16 games (7 starts at RG), blocking on a line that paved the way for the league's best rushing attack (191.9 ypg.)... Also started both postseason games for the Ravens, appearing in all 143 offensive snaps... Baltimore also posted a franchise-record 24 rushing scores and the third-most rushing yards (3,071) by a team in a 16-game NFL season... Made his season debut vs. Cle. (9/13)... Started his first career game vs. Ten. (11/22)... Made his NFL playoffs debut and first start in the postseason at RG in the AFC Wildcard game at Ten. (1/10)... Also started at RG in the AFC Divisional Round at Buf. (1/16).

2019: Powers, who was selected by Baltimore in the fourth round (123rd overall), appeared in one game during his rookie season... Was inactive for Weeks 1-16... Made his NFL debut vs. Pit. (12/29).

COLLEGE: Powers was a three-year starter at the University of Oklahoma (2016-18), playing in 38 games (35 starts) for the Sooners... Helped lead Oklahoma to two College Football Playoff appearances (2017, '18) and three Big 12 Championships (2016, '17, '18)... Was awarded consensus All-America honors during his senior season and was named first-team All-Big 12 by the Associated Press and the league's coaches... Was a member of the offensive line unit in 2018 to win the Joe Moore Award, annually given to the most outstanding offensive line in college football... Named second-team All-Big 12 in 2017, after playing in all 14 games (12 starts)... Earned All-Big 12 second team honors in 2016 by the Associated Press after playing 11 games (10 starts) and allowing just one sack on 595 offensive snaps... Played one year at Butler (Kan.) Community College.

PERSONAL: Powers attended Kapaun Mt. Carmel High School in Wichita, Kan., where he lettered in football and wrestling... Was the state runner-up in wrestling in the 285 lbs. division... Ben Powers was born Oct. 29, 1996 in Wichita, Kan.

Transactions





Signed by Baltimore as a draft choice 5/3/19; Signed by Denver as an unrestricted free agent 3/16/23.

Ben Powers' NFL Regular Season Statistics

DATE	TEAM	GP	GS
2019	Ravens	1	0
2020	Ravens	16	7
2021	Ravens	13	12
2022	Ravens	17	17
2023	Broncos	17	17
2024	Broncos	6	6
NFL TOTALS		70	59

Ben Powers' NFL Postseason Statistics

DATE	TEAM	GP	GS
2019	Ravens	0	0
2020	Ravens	2	2
2022	Ravens	1	1
NFL TOTALS		3	3

2019 GAME-BY-GAME REGULAR-SEASON STATISTICS (RAVENS)

DATE	OPPONENT	P/S		W/L	SCORE
09/08	at Dolphins		ON INACTIVE LIST	W	59-10
09/15	Cardinals		INACTIVE	W	23-17
09/22	at Chiefs		INACTIVE	L	28-33
09/29	Browns		INACTIVE	L	25-40
10/06	at Steelers		INACTIVE	W	26-23 +
10/13	Bengals		INACTIVE	W	23-17
10/20	at Seahawks		INACTIVE	W	30-16
11/03	Patriots		INACTIVE	W	37-20
11/10	at Bengals		INACTIVE	W	49-13
11/17	Texans		INACTIVE	W	41-7
11/25	at Rams		INACTIVE	W	45-6
12/01	49ers		INACTIVE	W	20-17
12/08	at Bills		INACTIVE	W	24-17
12/12	Jets		INACTIVE	W	42-21
12/22	at Browns		INACTIVE	W	31-15
12/29	Steelers	P		W	28-10
2019 TOTALS		1-0		14-2	

+ - Overtime





2020 GAME-BY-GAME REGULAR-SEASON STATISTICS (RAVENS)

DATE	OPPONENT	P/S	W/L	SCORE
09/13	Browns	P	W	38-6
09/20	at Texans	P	W	33-16
09/28	Chiefs	P	L	20-34
10/04	at Football Team	P	W	31-17
10/11	Bengals	P	W	27-3
10/18	at Eagles	P	W	30-28
11/01	Steelers	P	L	24-28
11/08	at Colts	P	W	24-10
11/15	at Patriots	P	L	17-23
11/22	Titans	S	L	24-30 +
12/02	at Steelers	S	L	14-19
12/08	Cowboys	S	W	34-17
12/14	at Browns	S	W	47-42
12/20	Jaguars	S	W	40-14
12/27	Giants	S	W	27-13
01/03	at Bengals	S	W	38-3
2020 TOTALS		16-7	11-5	

+ - Overtime

2021 GAME-BY-GAME REGULAR-SEASON STATISTICS (RAVENS)

DATE	OPPONENT	P/S	W/L	SCORE
09/13	at Raiders	P	L	27-33 +
09/19	Chiefs	S	W	36-35
09/26	at Lions	S	W	19-17
10/03	at Broncos	S	W	23-7
10/11	Colts	S	W	31-25 +
10/17	Chargers	S	W	34-6
10/24	Bengals	S	L	17-41
11/07	Vikings	S	W	34-31 +
11/11	at Dolphins	S	L	10-22
11/21	at Bears	S	W	16-13
11/28	Browns	S	W	16-10
12/05	at Steelers	S	L	19-20
12/12	at Browns	S	L	22-24
12/19	Packers		L	30-31
12/26	at Bengals		L	21-41
01/02	Rams		L	19-20
01/09	Steelers		L	13-16 +
2021 TOTALS		13-12	8-9	

+ - Overtime






2022 GAME-BY-GAME REGULAR-SEASON STATISTICS (RAVENS)

DATE	OPPONENT	P/S	W/L	SCORE
09/11	at Jets	S	W	24-9
09/18	Dolphins	S	L	38-42
09/25	at Patriots	S	W	37-26
10/02	Bills	S	L	20-23
10/09	Bengals	S	W	19-17
10/16	at Giants	S	L	20-24
10/23	Browns	S	W	23-20
10/27	at Buccaneers	S	W	27-22
11/07	at Saints	S	W	27-13
11/20	Panthers	S	W	13-3
11/27	at Jaguars	S	L	27-28
12/04	Broncos	S	W	10-9
12/11	at Steelers	S	W	16-14
12/17	at Browns	S	L	3-13
12/24	Falcons	S	W	17-9
01/01	Steelers	S	L	13-16
01/08	at Bengals	S	L	16-27
2022 TOTALS		17-17	10-7	





97 DT



MALCOLM ROACH

HEIGHT/WEIGHT: 6-3 / 290

COLLEGE: Texas

BIRTHDAY: Jun. 9, 1998

BORN: Baton Rouge, La.

NFL EXPERIENCE: 5th YR

BRONCOS EXPERIENCE: 1st YR

GP/GS: 47/5

ACQUIRED: UFA (N.O.)-'24

AT A GLANCE

- A fifth-year defensive tackle who has appeared in 47 career games (5 starts) with New Orleans (2020-23) and Denver (2024), totaling 106 tackles (45 solo), 1.5 sacks (6 yds.), one interception (5 yds.) and five passes defended.
- Played in 12 games in 2023, totaling career highs in tackles (38) and passes defended (3).
- Recorded 26 tackles (14 solo) and one sack (3 yds.) after missing the first four games of the season with an injury in 2022.
- In 2021, played in seven games (2 starts), registering 10 tackles (4 solo), one sack (5 yds.) and one pass defended.
- Appeared in nine games as a rookie after signing with the Saints as a college free agent, finishing with 16 tackles (7 solo).
- Played at the University of Texas (2016-19), where he appeared in 47 games (23 starts) as both a defensive end and linebacker and totaled 134 tackles (83 solo), eight sacks (53 yds.) with three passes defended.
- Attended Madison Prep Academy in Baton Rouge, La., where he was named a four-time all-state selection.
- Entered the NFL as a college free agent with New Orleans on April 27, 2020.
- Signed by the Broncos as an unrestricted free agent (N.O.) on March 13, 2024.

2024: Roach has appeared in six games for Denver, logging 16 tackles (7 solo), a half sack (3 yds.) and three quarterback hits... Made his Broncos debut and tallied two tackles (1 solo) at Sea. (9/8)... Recorded three tackles (1 solo), including a fourth-quarter half sack (OLB Jonah Elliss) to force a punt and two quarterback hits at NYJ (9/29).

2023: Roach played in 12 games, totaling career highs in tackles (38) and passes defended (3)... Registered seven tackles (2 solo), including one tackle for loss, vs. T.B. (10/1)... Broke up one pass and assisted on two tackles at N.E. (10/8)... Produced four tackles (3 solo) vs. Jac. (10/19)... Made five tackles and broke up one pass at Min. (11/12)... Recorded one pass defended in a second consecutive game while also totaling six tackles (1 solo) at Atl. (11/26)... Missed the final five games of the season after being placed on injured reserve (knee) on Dec. 6.

2022: Roach recorded 26 tackles (14 solo) and one sack (3 yds.) after missing the first four games of the season with an injury... Made three tackles (1 solo) at Ari. (10/20)... Set a career-high with seven tackles (5 solo)—including one tackle for loss—recorded his first career sack (3 yds.) at Pit. (11/13)... Logged three tackles (2 solo) at T.B. (12/5).

2021: Roach played in seven games (2 starts), registering 10 tackles (4 solo), one sack (5 yds.) and one pass defended... Made his first career start vs. G.B. (9/12), registering one solo tackle... Tallied his first career sack (5 yds.) and pass defended in addition to two tackles (1 solo) vs. Car. (9/19)... Recorded three tackles (1 solo) in the season finale at Atl. (1/9).

2020: Roach appeared in nine games as a rookie after signing with the Saints as a college free agent, finishing with 16 tackles (7 solo)... Made his NFL debut in Week 1 vs. T.B. (9/13), recording two solo tackles... Made four tackles (2 solo) at L.V. (9/21)... Finished with four tackles (1 solo) vs. K.C. (12/20).

COLLEGE: Roach played at the University of Texas (2016-19), where he appeared in 47 games (23 starts) as both a defensive end and linebacker... Finished his career with 134 tackles (83 solo), eight sacks (53 yds.) and three passes defended... Started 12-of-13 games in 2019, finishing with a career-high 40 tackles (24 solo), three sacks (13 yds.), one pass defended and one blocked kick... Appeared in nine games (3 starts) in 2018 and logged 24 tackles (17 solo) and one pass defended... Played in 13 games (3 starts) as a sophomore in 2017, registering 37 tackles (17 solo), two sacks (16 yds.) and one pass defended... Earned honorable mention for Big 12 Defensive Freshman of the Year in 2016 after starting 5-of-12 games and producing 33 tackles (25 solo) and a career-high three sacks (24 yds.).

PERSONAL: Roach attended Madison Prep Academy in Baton Rouge, La., where he was a four-time all-state selection... Named first-team 2A all-state as a linebacker by the Louisiana Sports Writers Association and first-team composite by the Louisiana Football Coaches Association as a senior in 2015... Totaled 143 tackles, 14.5 sacks, two interceptions, five forced fumbles and five passes defended in 2015... Helped the Chargers to an 11-1 overall record and first district title in school history... Was named first-team 1A all-state as a defensive lineman by the Louisiana Sports Writers Association in 2014 after recording 134 tackles, 20 sacks, nine pass breakups, seven forced fumbles and three defensive touchdowns... Also caught 15 passes for 214 yards (14.3 avg.) as a tight end... Also competed in shot put and discus... Malcolm Roach was born on Jan. 19, 1995 in Greenville, S.C.





Transactions

Signed by New Orleans as a college free agent 4/27/20; Waived by New Orleans 12/7/21; Signed by New Orleans (practice squad) 12/9/21; Signed by New Orleans 1/11/22; Re-signed by New Orleans 3/28/23; Signed by Denver 3/13/24.

Malcolm Roach's NFL Regular Season Defensive Statistics

DATE	TEAM	GP	GS	TACKLES							INTERCEPTIONS					O. FUMB				ST			MISC					
				TK	S	A	TFL	YDS	SK	YDS	QBH	NO	YDS	LG	TD	PD	FF	FR	TD	YDS	TK	S	A	FF	FR	S	A	
2020	Saints	9	0	16	7	9	2	3	0.0	0.0	2	0	0	0	0	0	0	0	0	0	0	0	0	0	0	0	0	0
2021	Saints	7	2	10	4	6	0	0	0.0	0.0	2	1	5	5	0	1	0	0	0	0	0	0	0	0	0	0	0	0
2022	Saints	13	3	26	14	12	2	3	1.0	3.0	2	0	0	0	0	0	0	0	0	0	0	0	0	0	0	0	0	0
2023	Saints	12	0	38	13	25	3	6	0.0	0.0	1	0	0	0	0	3	0	0	0	0	0	0	0	0	0	0	0	0
2024	Broncos	6	0	16	7	9	0	0	0.5	3.0	3	0	0	0	0	1	0	0	0	0	0	0	0	0	0	0	0	0
NFL TOTALS		47	5	106	45	61	7	12	1.5	6.0	10	1	5	5	0	5	0	0	0	0	0	0	0	0	0	0	0	0

Malcolm Roach's NFL Postseason Defensive Statistics

DATE	TEAM	GP	GS	TACKLES							INTERCEPTIONS					O. FUMB				ST			MISC					
				TK	S	A	TFL	YDS	SK	YDS	QBH	NO	YDS	LG	TD	PD	FF	FR	TD	YDS	TK	S	A	FF	FR	S	A	
2020	Saints	0	0	0	0	0	0	0	0.0	0.0	0	0	0	0	0	0	0	0	0	0	0	0	0	0	0	0	0	0
NFL TOTALS		0	0	0	0	0	0	0	0.0	0.0	0	0	0	0	0	0	0	0	0	0	0	0	0	0	0	0	0	0

SINGLE-GAME HIGHS: DEFENSIVE

- Total Tackles** 7 vs. Tampa Bay Buccaneers, Oct 01, 2023
7 at Pittsburgh Steelers, Nov 13, 2022
6 at Atlanta Falcons, Nov 26, 2023
5 at Minnesota Vikings, Nov 12, 2023
4 vs. Los Angeles Chargers, Oct 13, 2024
...4 more at 4.
- Solo Tackles** 5 at Pittsburgh Steelers, Nov 13, 2022
3 at Minnesota Vikings, Nov 12, 2023
3 vs. Jacksonville Jaguars, Oct 19, 2023
2 vs. Los Angeles Chargers, Oct 13, 2024
2 vs. Pittsburgh Steelers, Sep 15, 2024
...4 more at 2.
- Sacks** 1.0 at Pittsburgh Steelers, Nov 13, 2022
0.5 at New York Jets, Sep 29, 2024
- Passes Defensed** 1 vs. Los Angeles Chargers, Oct 13, 2024
1 at Atlanta Falcons, Nov 26, 2023
1 at Minnesota Vikings, Nov 12, 2023
...2 more at 1.
- Tackles For Loss** 1 at Las Vegas Raiders, Sep 21, 2020
1 vs. Tampa Bay Buccaneers, Sep 13, 2020
- Interceptions** 1 at Carolina Panthers, Sep 19, 2021
- Interception Return Yards** 5 at Carolina Panthers, Sep 19, 2021





2023 GAME-BY-GAME REGULAR-SEASON STATISTICS (SAINTS)

DATE	OPPONENT	P/S	TACKLES							INTERCEPTIONS					O. FUMB				ST				MISC			SCORE			
			TK	S	A	SK	YDS	TFL	YDS	QBH	NO	YDS	LG	TD	PD	FF	FR	TD	YDS	TK	S	A	FF	FR	S		A	W/L	
09/10	Titans	P	2	0	2	0.0	0.0	0	0	0	0	0	0	0	0	0	0	0	0	0	0	0	0	0	0	0	0	W	16-15
09/18	at Panthers	P	2	0	2	0.0	0.0	0	0	0	0	0	0	0	0	0	0	0	0	0	0	0	0	0	0	0	W	20-17	
09/24	at Packers	P	2	1	1	0.0	0.0	1	2	0	0	0	0	0	0	0	0	0	0	0	0	0	0	0	0	0	L	17-18	
10/01	Buccaneers	P	7	2	5	0.0	0.0	1	2	1	0	0	0	0	0	0	0	0	0	0	0	0	0	0	0	0	L	9-26	
10/08	at Patriots	P	2	0	2	0.0	0.0	0	0	0	0	0	0	0	1	0	0	0	0	0	0	0	0	0	0	0	W	34-0	
10/15	at Texans	P	0	0	0	0.0	0.0	0	0	0	0	0	0	0	0	0	0	0	0	0	0	0	0	0	0	0	L	13-20	
10/19	Jaguars	P	4	3	1	0.0	0.0	1	2	0	0	0	0	0	0	0	0	0	0	0	0	0	0	0	0	0	L	24-31	
10/29	at Colts	P	3	1	2	0.0	0.0	0	0	0	0	0	0	0	0	0	0	0	0	0	0	0	0	0	0	0	W	38-27	
11/05	Bears	P	2	1	1	0.0	0.0	0	0	0	0	0	0	0	0	0	0	0	0	0	0	0	0	0	0	0	W	24-17	
11/12	at Vikings	P	5	3	2	0.0	0.0	0	0	0	0	0	0	0	1	0	0	0	0	0	0	0	0	0	0	0	L	19-27	
11/26	at Falcons	P	6	1	5	0.0	0.0	0	0	0	0	0	0	0	1	0	0	0	0	0	0	0	0	0	0	0	L	15-24	
12/03	Lions	P	3	1	2	0.0	0.0	0	0	0	0	0	0	0	0	0	0	0	0	0	0	0	0	0	0	0	L	28-33	
12/10	Panthers		DID NOT PLAY																			W	28-6						
12/17	Giants		DID NOT PLAY																			W	24-6						
12/21	at Rams		DID NOT PLAY																			L	22-30						
12/31	at Buccaneers		DID NOT PLAY																			W	23-13						
01/07	Falcons		DID NOT PLAY																			W	48-17						
2023 TOTALS		12-0	38	13	25	0.0	0.0	3	6	1	0	0	0	0	3	0	0	0	0	0	0	0	0	0	0	0	0	9-8	


2024 GAME-BY-GAME REGULAR-SEASON STATISTICS (BRONCOS)

DATE	OPPONENT	P/S	TACKLES							INTERCEPTIONS					O. FUMB				ST				MISC			SCORE		
			TK	S	A	SK	YDS	TFL	YDS	QBH	NO	YDS	LG	TD	PD	FF	FR	TD	YDS	TK	S	A	FF	FR	S		A	W/L
09/08	at Seahawks	P	2	1	1	0.0	0.0	0	0	0	0	0	0	0	0	0	0	0	0	0	0	0	0	0	0	0	L	20-26
09/15	Steelers	P	4	2	2	0.0	0.0	0	0	0	0	0	0	0	0	0	0	0	0	0	0	0	0	0	0	0	L	6-13
09/22	at Buccaneers	P	0	0	0	0.0	0.0	0	0	0	0	0	0	0	0	0	0	0	0	0	0	0	0	0	0	0	W	26-7
09/29	at Jets	P	3	1	2	0.5	3.0	0	0	2	0	0	0	0	0	0	0	0	0	0	0	0	0	0	0	0	W	10-9
10/06	Raiders	P	3	1	2	0.0	0.0	0	0	1	0	0	0	0	0	0	0	0	0	0	0	0	0	0	0	0	W	34-18
10/13	Chargers	P	4	2	2	0.0	0.0	0	0	0	0	0	0	0	1	0	0	0	0	0	0	0	0	0	0	0	L	16-23
2024 TOTALS		6-0	16	7	9	0.5	3.0	0	0	3	0	0	0	0	1	0	0	0	0	0	0	0	0	0	0	0	3-3	

2020 GAME-BY-GAME POSTSEASON STATISTICS (SAINTS)

DATE	OPPONENT	P/S	TACKLES							INTERCEPTIONS					O. FUMB				ST				MISC			SCORE	
			TK	S	A	SK	YDS	TFL	YDS	QBH	NO	YDS	LG	TD	PD	FF	FR	TD	YDS	TK	S	A	FF	FR	S		A
01/10	Bears		INACTIVE																			W	21-9				
01/17	Buccaneers		INACTIVE																			L	20-30				
2020 TOTALS			0	0	0	0.0	0.0	0	0	0	0	0	0	0	0	0	0	0	0	0	0	0	0	0	0	0	1-1





34 S



JL
SKINNER

HEIGHT/WEIGHT: 6-4 / 220

COLLEGE: Boise State

BIRTHDAY: Apr. 16, 2001

BORN: San Diego, Calif.

NFL EXPERIENCE: 2nd YR

BRONCOS EXPERIENCE: 2nd YR

GP/GS: 5/0

ACQUIRED: D6-'23

AT A GLANCE

- 👉 *A second-year safety who has appeared in five games with the Broncos (2023-24).*
- 👉 *Started 31-of-44 games played at Boise State University from 2019-22, posting 208 tackles (133 solo), seven interceptions (50 yds.), 20 passes defended, two forced fumbles and three fumble recoveries.*
- 👉 *Was named first-team All-Mountain West in 2022 after making 65 tackles (36 solo), four interceptions (30 yds.) and eight passes defended in 12 starts.*
- 👉 *Started all 12 games in 2021, recording 92 tackles (66 solo), two interceptions (-1 yds.), seven passes defended, two forced fumbles and three fumble recoveries to earn All-Mountain West second team honors.*
- 👉 *Started all six games he played in during the 2020 season, totaling 37 tackles (24 solo), one interception (21 yds.) and two passes defended.*
- 👉 *Played in 14 games (1 start) as a freshman in 2019, producing 14 tackles (7 solo), 0.5 TFLs and three passes defended.*
- 👉 *Prepped at Point Loma High School in San Diego, where he was named first-team All-CIF San Diego Section as a senior and All-CIF San Diego Section and first-team All-Western League as a junior.*
- 👉 *Selected by the Broncos in the sixth round (183rd overall) of the 2023 NFL Draft.*

2024: Skinner has appeared in three contests for Denver, recording three special teams tackles and one FR... Recovered a fumble that set up Denver's offense inside the red zone in the second quarter at Sea. (9/8).

2023: Skinner appeared in two games during his rookie season with Denver after being selected in the sixth round (183rd overall) in the 2023 NFL Draft... Made his NFL debut vs. Min. (11/19)... Also played in the season finale at L.V. (1/7).

COLLEGE: Skinner played in 44 games (31 starts) at Boise State from 2019-22, totaling 208 tackles (133 solo), seven interceptions (50 yds.), 20 passes defended, two forced fumbles and three fumble recoveries... Was named first-team All-Mountain West in 2022 after producing 65 tackles (36 solo), four interceptions (30 yds.) and eight passes defended in 12 starts... Tied a career-high 13 tackles (2 solo) at UTEP (9/23)... Was named Mountain West Defensive Player of the Week after totaling two interceptions (3 yds.) and five tackles (3 solo) at Wyoming (11/19) to help the Broncos clinch the Mountain Division... Earned All-Mountain West second team honors in 2021 after starting all 12 games, recording 92 tackles (66 solo), two interceptions (-1 yds.), seven passes defended, two forced fumbles and three fumble recoveries... Led the team in tackles, solo tackles and fumble recoveries while he tied for the second most forced fumbles... Started all six games he appeared in during the 2020 season, totaling 37 tackles (24 solo), one interception (21 yds.) and two passes defended... Played in 14 games (1 start), producing 14 tackles (7 solo), 0.5 TFLs and three passes defended in 2019.

PERSONAL: Skinner attended Point Loma High School in San Diego, Calif., where he earned first-team All-CIF San Diego Section as a senior, leading the team to the CIF San Diego Section Division II quarterfinals... Named All-CIF San Diego Section and first-team All-Western League as a junior after recording 33 tackles and one interception... Lettered in football, basketball and track and field.. Majored in psychology at Boise State University... JL Skinner was born on April 16, 2001, in San Diego.

Transactions

Signed by Denver as a draft pick 5/12/23.





JL Skinner's NFL Regular Season Defensive Statistics

DATE	TEAM	GP	GS	TACKLES							INTERCEPTIONS					O. FUMB				ST				MISC						
				TK	S	A	TFL	YDS	SK	YDS	QBH	NO	YDS	LG	TD	PD	FF	FR	TD	YDS	TK	S	A	FF	FR	S	A			
2023	Broncos	2	0	0	0	0	0	0	0	0.0	0.0	0	0	0	0	0	0	0	0	0	0	0	0	0	0	0	0	0	0	
2024	Broncos	3	0	0	0	0	0	0	0	0.0	0.0	0	0	0	0	0	0	0	0	0	0	0	0	3	3	0	0	1	0	0
NFL TOTALS		5	0	0	0	0	0	0	0	0.0	0.0	0	0	0	0	0	0	0	0	0	0	0	0	3	3	0	0	1	0	0

SINGLE-GAME HIGHS: DEFENSIVE

Special Teams Tackles 1 vs. Pittsburgh Steelers, Sep 15, 2024 **Special Teams Fumble Recoveries** 1 at Seattle Seahawks, Sep 08, 2024
1 at Seattle Seahawks, Sep 08, 2024

2023 GAME-BY-GAME REGULAR-SEASON STATISTICS (BRONCOS)

DATE	OPPONENT	P/S	TACKLES							INTERCEPTIONS					O. FUMB				ST				MISC		SCO RE						
			TK	S	A	SK	YDS	TFL	YDS	QBH	NO	YDS	LG	TD	PD	FF	FR	TD	YDS	TK	S	A	FF	FR		S	A	W/L			
09/10	Raiders																										L	16-17			
09/17	Commanders																										L	33-35			
09/24	at Dolphins																									L	20-70				
10/01	at Bears																									W	31-28				
10/08	Jets																									L	21-31				
10/12	at Chiefs																									L	8-19				
10/22	Packers																									W	19-17				
10/29	Chiefs																									W	24-9				
11/13	at Bills																									W	24-22				
11/19	Vikings	P	0	0	0	0.0	0.0	0	0	0	0	0	0	0	0	0	0	0	0	0	0	0	0	0	0	0	0	0	W	21-20	
11/26	Browns																										W	29-12			
12/03	at Texans																									L	17-22				
12/10	at Chargers																									W	24-7				
12/16	at Lions																									L	17-42				
12/24	Patriots																									L	23-26				
12/31	Chargers																									W	16-9				
01/07	at Raiders	P	0	0	0	0.0	0.0	0	0	0	0	0	0	0	0	0	0	0	0	0	0	0	0	0	0	0	0	L	14-27		
2023 TOTALS		2-0	0	0	0	0.0	0.0	0	0	0	0	0	0	0	0	0	0	0	0	0	0	0	0	0	0	0	0	0	0	0	8-9

2024 GAME-BY-GAME REGULAR-SEASON STATISTICS (BRONCOS)

DATE	OPPONENT	P/S	TACKLES							INTERCEPTIONS					O. FUMB				ST				MISC		W/L	SCO RE				
			TK	S	A	SK	YDS	TFL	YDS	QBH	NO	YDS	LG	TD	PD	FF	FR	TD	YDS	TK	S	A	FF	FR			S	A		
09/08	at Seahawks	P	0	0	0	0.0	0.0	0	0	0	0	0	0	0	0	0	0	0	0	0	0	0	0	0	0	0	0	L	20-26	
09/15	Steelers	P	0	0	0	0.0	0.0	0	0	0	0	0	0	0	0	0	0	0	0	0	0	0	0	0	0	0	L	6-13		
09/22	at Buccaneers																										W	26-7		
09/29	at Jets																										W	10-9		
10/06	Raiders	P	0	0	0	0.0	0.0	0	0	0	0	0	0	0	0	0	0	0	0	0	0	0	0	0	0	0	W	34-18		
10/13	Chargers																										L	16-23		
2024 TOTALS		3-0	0	0	0	0.0	0.0	0	0	0	0	0	0	0	0	0	0	0	0	0	0	0	0	0	0	0	0	0	0	3-3





43 DB



KEIDRON SMITH

HEIGHT/WEIGHT: 6-2 / 201

COLLEGE: Kentucky

BIRTHDAY: Nov. 6, 1999

BORN: West Palm Beach, Fla.

NFL EXPERIENCE: 1st YR

BRONCOS EXPERIENCE: 1st YR

GP/GS: 5/0

ACQUIRED: FA-'23

AT A GLANCE

- *A first-year defensive back who has played in five games for the Broncos after spending the 2023 season competing on practice squads with Denver and Washington.*
- *Played at Kentucky (2022) and Mississippi (2018-21), totaling 269 tackles (163 solo), one sack (6 yds.), 33 passes defended, seven interceptions (1 TD) and six forced fumbles in 60 career games (41 starts).*
- *Named second-team All-SEC by the league's coaches after starting 12-of-13 games with Kentucky in 2022, 46 tackles, five passes defended, a team-high-tying two interceptions, one forced fumble and one fumble recovery.*
- *Played in 13 games (7 starts) in 2021 with Ole Miss, finishing the year with 64 tackles (31 solo), two interceptions, two forced fumbles and three passes defended.*
- *Recorded one sack along with 48 tackles (33 solo), three forced fumbles, nine passes defended and one interception in 12 games (8 starts) in 2019.*
- *Attended Oxbridge Academy in West Palm Beach, Fla., where he led the ThunderWolves to a state title as a senior, totaling 41 tackles.*
- *Signed by Denver to its practice squad on Dec. 19, 2023.*
- *Entered the NFL as a college free agent with Miami on May 12, 2023.*

2024: Smith has appeared in five games for Denver, logging five special teams tackles... Made his NFL debut at Sea. (9/8), seeing action on special teams... Recorded two solo special teams tackles vs. Pit. (9/15).

2023: Spent time competing on practice squads with Denver and Washington.

COLLEGE: Played at Kentucky (2022) and Mississippi (2018-21), totaling 269 tackles (163 solo), one sack (6 yds.), 33 passes defended, seven interceptions (1 TD) and six forced fumbles in 60 career games (41 starts)... Named second-team All-SEC by the league's coaches after starting 12-of-13 games with Kentucky in 2022, 46 tackles, five passes defended, a team-high-tying two interceptions, one forced fumble and one fumble recovery... Played in 13 games (7 starts) in 2021 with Ole Miss, finishing the year with 64 tackles (31 solo), two interceptions, two forced fumbles and three passes defended... Produced 64 tackles (38 solo), seven passes defended and one interception in 10 starts during the 2020 season... Recorded one sack along with 48 tackles (33 solo), three forced fumbles, nine passes defended and one interception in 12 games (8 starts) in 2019... Started 4-of-12 games played as a true freshman in 2018, totaled 47 tackles (29 solo), five passes defended and one interception.

PERSONAL: Attended Oxbridge Academy in West Palm Beach, Fla., where he led the ThunderWolves to a state title as a senior, totaling 41 tackles... Posted six career interceptions... Also played basketball, where he totaled over 1,000 career points... Keidron Smith was born on Nov. 9, 1999, in West Palm Beach, Fla.

Transactions

Signed with Miami as a college free agent on 5/12/23; Waived by Miami on 8/28/23; Signed by Washington (practice squad) on 9/6/23; Released by Washington on 10/9/23; Signed by Denver (practice squad) on 12/19/23; Released by Denver on 12/26/23; Signed by Denver (practice squad) on 12/27/23; Signed by Denver to a future contract on 1/9/24.





Keidron Smith's NFL Regular Season Defensive Statistics

DATE	TEAM	GP	GS	TACKLES							INTERCEPTIONS					O. FUMB			ST				MISC						
				TK	S	A	TFL	YDS	SK	YDS	QBH	NO	YDS	LG	TD	PD	FF	FR	TD	YDS	TK	S	A	FF	FR	S	A		
2023	Dolphins	0	0	0	0	0	0	0	0	0.0	0.0	0	0	0	0	0	0	0	0	0	0	0	0	0	0	0	0	0	0
Went from Miami to Washington .																													
2023	Commanders	0	0	0	0	0	0	0	0	0.0	0.0	0	0	0	0	0	0	0	0	0	0	0	0	0	0	0	0	0	0
2023	TOTAL	0	0	0	0	0	0	0	0	0.0	0.0	0	0	0	0	0	0	0	0	0	0	0	0	0	0	0	0	0	0
2024	Broncos	5	0	0	0	0	0	0	0	0.0	0.0	0	0	0	0	0	0	0	0	0	0	0	0	5	4	1	0	0	0
NFL TOTALS		5	0	0	0	0	0	0	0	0.0	0.0	0	0	0	0	0	0	0	0	0	0	0	0	5	4	1	0	0	0

SINGLE-GAME HIGHS: DEFENSIVE

Special Teams Tackles

- 2 at New York Jets, Sep 29, 2024
- 2 vs. Pittsburgh Steelers, Sep 15, 2024
- 1 at Tampa Bay Buccaneers, Sep 22, 2024

2023 GAME-BY-GAME REGULAR-SEASON STATISTICS (DOLPHINS/COMMANDERS)

DATE	OPPONENT	P/S	TACKLES							INTERCEPTIONS					O. FUMB			ST				MISC		SCORE						
			TK	S	A	SK	YDS	TFL	YDS	QBH	NO	YDS	LG	TD	PD	FF	FR	TD	YDS	TK	S	A	FF		FR	S	A	W/L		
09/10	at Chargers																									W	36-34			
09/17	at Patriots																									W	24-17			
09/24	Broncos																									W	70-20			
10/01	at Bills																									L	20-48			
10/08	Giants																									W	31-16			
10/15	Panthers																									W	42-21			
10/22	at Eagles																									L	17-31			
10/29	Patriots																									W	31-17			
11/05	at Chiefs																									L	14-21			
Went from Dolphins to Commanders .																														
11/12	at Seahawks																									L	26-29			
Went from Commanders to Dolphins .																														
11/19	Raiders																									W	20-13			
11/24	at Jets																									W	34-13			
12/03	at Commanders																									W	45-15			
12/11	Titans																									L	27-28			
12/17	Jets																									W	30-0			
12/24	Cowboys																									W	22-20			
12/31	at Ravens																									L	19-56			
01/07	Bills																									L	14-21			
2023 TOTALS			0	0	0	0.0	0.0	0	0	0	0	0	0	0	0	0	0	0	0	0	0	0	0	0	0	0	0	0	0	11-7





2024 GAME-BY-GAME REGULAR-SEASON STATISTICS (BRONCOS)

DATE	OPPONENT	P/S	TACKLES							INTERCEPTIONS					O. FUMB				ST				MISC			SCORE		
			TK	S	A	SK	YDS	TFL	YDS	QBH	NO	YDS	LG	TD	PD	FF	FR	TD	YDS	TK	S	A	FF	FR	S		A	W/L
09/08	at Seahawks	P	0	0	0	0.0	0.0	0	0	0	0	0	0	0	0	0	0	0	0	0	0	0	0	0	0	0	L	20-26
09/15	Steelers	P	0	0	0	0.0	0.0	0	0	0	0	0	0	0	0	0	0	0	0	2	2	0	0	0	0	0	L	6-13
09/22	at Buccaneers	P	0	0	0	0.0	0.0	0	0	0	0	0	0	0	0	0	0	0	0	1	1	0	0	0	0	0	W	26-7
09/29	at Jets	P	0	0	0	0.0	0.0	0	0	0	0	0	0	0	0	0	0	0	0	2	1	1	0	0	0	0	W	10-9
10/06	Raiders	P	0	0	0	0.0	0.0	0	0	0	0	0	0	0	0	0	0	0	0	0	0	0	0	0	0	0	W	34-18
10/13	Chargers		ON INACTIVE LIST																			L	16-23					
2024 TOTALS		5-0	0	0	0	0.0	0.0	0	0	0	0	0	0	0	0	0	0	0	0	5	4	1	0	0	0	0	3-3	





1 CB



TREMON
SMITH

HEIGHT/WEIGHT: 5-11 / 190

COLLEGE: Central Arkansas

BIRTHDAY: Jul. 20, 1996

BORN: Anniston, Ala.

NFL EXPERIENCE: 7th YR

BRONCOS EXPERIENCE: 2nd YR

GP/GS: 89/5

ACQUIRED: UFA (Hou.)-'23

AT A GLANCE

- A seventh-year cornerback who has played in 89 career regular-season games (5 starts) and three postseason games with the Chiefs (2018-19), Packers (2019), Colts (2020), Texans (2021-22) and Broncos (2023-24).
- Recorded 30 tackles (21 solo), two interceptions (33 yds.), five passes defended, three forced fumbles and three fumble recoveries in the regular season while making one solo tackle and one fumble recovery in postseason play.
- Has also made 28 career special-teams tackles and tallied 2,323 kickoff return yards on 94 kickoff returns (24.7 avg.) with a score.
- Tied for the third-most games with at least 100 kickoff return yards (6) and fourth-most kickoff return yards (2,323) in the NFL since 2018.
- Competed in 17 games (2 starts) in 2022, setting career highs with tackles (16), interceptions (2), interception yards (33), passes defended (4) and forced fumbles (3).
- Played in all 17 games (2 starts) for Houston in 2021, making 13 tackles (8 solo), one fumble recovery and a career-high eight special-teams tackles.
- Totaled 886 kickoff return yards on 33 returns (26.8 avg.) in 14 games (1 start) in 2018.
- Totaled 146 tackles (113 solo), one sack (15 yds.) 15 interceptions (177 yds., 1 TD), 53 passes defended, two forced fumbles and one fumble recovery in 48 games during his four seasons at the University of Central Arkansas (2014-17).
- Named first team All-Southland Conference as a defensive back in 2016 after producing 35 total tackles (28 solo), 11 passes defended, two interceptions (32 yds.) and one fumble recovery.
- Selected first team All-Southland Conference as a defensive back in 2015 after starting 11 games and amassing 51 total tackles (42 solo), one sack, a career-high 12 passes defended, five interceptions (43 yds.) and two forced fumbles.
- Drafted by Kansas City as a sixth round (196th overall) selection in the 2018 NFL Draft.
- Signed by the Broncos as an unrestricted free agent (Houston) on March 16, 2023.

2024: Smith has appeared in six games for Denver, recording one special teams tackle.

2023: Smith played in all 17 games in his first year with Denver, totaling five special-teams tackles and returning one punt for 14 yards... Made his Broncos debut vs. L.V. (9/10)... Made his first special-teams tackle with the Broncos at Mia. (9/24)... Recovered a muffed punt in the game vs. NYJ (10/8)... Made two special-teams tackles in the win vs. K.C. (10/29)... Returned one punt for 14 yards vs. LAC (12/31).

2022: Smith competed in 17 games (2 starts), setting career highs with tackles (16), interceptions (2), interception yards (33), passes defended (4) and forced fumbles (3)... Also posted 417 kickoff return yards on 19 returns (21.9 avg.) and six tackles on special teams... Forced his first career fumble and made two special-teams tackles vs. Ind. (9/11)... Returned four kickoffs for 78 yards (19.5 avg.) at L.V. (10/23)... Made a special-teams tackle and forced a fumble vs. Ten. (10/30)... Had a 32-yard kickoff return at NYG (11/13)... Produced three solo tackles and also made his first two career interceptions (33 yds.) off Cowboys QB Dak Prescott at Dal. (12/11)... Posted a career-high 10 tackles (7 solo) along with a forced fumble and pass defended vs. K.C. (12/18)... Tallied 99 kickoff return yards on four returns (24.8 avg.) vs. Jac. (1/1)... Had three tackles (2 solo) and a pass defended at Ind. (1/8).

2021: Smith played in all 17 games (2 starts) for Houston, making 13 tackles (8 solo), one fumble recovery and a career-high eight special-teams tackles... Also returned 21 kickoffs for 538 yards (25.6 avg.) with one touchdown... Was one-of-eight NFL players to return a kickoff for a score during the season... Made two special-teams tackles vs. Jac. (9/12)... Had a season-high four tackles (2 solo) at Cle. (9/19)... Posted another two tackles on special-teams at Buf. (10/3)... Was involved in two special-teams tackles and returned a kickoff 44 yards vs. LAR (10/31)... Recovered a fumble at Ten. (11/21)... Returned two kickoffs for 50 yards (25.0 avg.)... Posted 48 yards on two kickoff returns vs. Ind. (12/5)... Contributed a season-high 121 kickoff return yards on two returns (60.5) and scored his first kickoff return touchdown at Jac. (12/19)... Tied his season-high four tackles (3 solo) vs. LAC (12/26)... Returned five kickoffs for 98 yards (19.6 avg.) at S.F. (1/2).

2020: Smith played in 10 games with the Colts, making two tackles on special teams while returning eight kickoffs for 180 yards (22.5 avg.)... Spent the first two games on the Colt's practice squad... Made a special-teams tackle vs. Cin. (10/18)...





Returned three kickoffs for 73 yards (24.3 avg.) and made one tackle on special teams vs. G.B. (11/22)... Had two kickoff returns for 49 yards (24.5 avg.) vs. Ten. (11/29)... Tallied 58 kickoff return yards for 58 yards (19.3 avg.) at Pit. (12/27).

2019: Smith played in eight games with Kansas City (1 game) and Green Bay (7 games), producing 13 kickoff returns for 303 yards (23.3 avg.) and three special-teams tackles... Returned two kickoffs for 45 yards (22.5 avg.) vs. Phi. (9/26)... Made two special-teams tackles vs. Car. (11/10)... Totaled 123 yards on five kickoff returns (24.6 avg.) at LAC (11/3)... Had two kickoff returns for 40 yards (20.0 avg.) at S.F. (11/24)... Contributed 72 yards on three kickoff returns (24.0 avg.) at NYG (12/1).

2018: Smith appeared in 14 games (1 start) after signing with Kansas City as a college free agent, totaling one solo tackle, one pass defended, one fumble recovery and four special-teams tackles... Also totaled 886 kickoff return yards on 33 returns (26.8 avg.)... Ranked third in the NFL in kickoff returns and kickoff return yards while ranking fourth in kickoff return average... Made his NFL debut at LAC (9/9), posting one special-teams tackle... Made his first defensive take down at Pit. (9/16), notching one solo tackle in the game along with a tackle on special-teams... Saw his first action returning kickoffs at N.E. (10/14), bringing back four kicks for 180 yards (45.0 avg.)... Posted 82 kickoff return yards on three attempts (27.3 avg.) vs. Den. (10/28)... Brought back two kickoffs for 53 yards at Cle. (11/4)... Returned a career-high seven kickoffs for 207 yards (29.6 avg.) at LAR (11/19)... Totaled 104 kickoff return yards on five returns (20.8 avg.) vs. LAC (12/13)... Made his first NFL start and tallied his first career pass defended and first fumble recovery at Sea. (12/23)... Also returned four kicks for 114 yards (28.5 avg.) against the Seahawks.

COLLEGE: Smith totaled 146 tackles (113 solo), one sack (15 yds.) 15 interceptions (177 yds., 1 TD), 53 passes defended, two forced fumbles and one fumble recovery in 48 games during his four seasons at the University of Central Arkansas (2014-17)... Also returned 39 punts for 295 yards (7.6 avg.) with a score... Finished his career ranked fourth in program history in passes defended... Was a two-time All-Southland Conference first team defensive back (2015-16) and All-Southland honorable mention punt returner (2016)... Played in 12 games as a senior, totaling 41 tackles (27 solo), 11 passes defended and five interceptions (102 yds., 1 TD)... Named first team All-Southland Conference as a defensive back in 2016 after producing 35 total tackles (28 solo), 11 passes defended, two interceptions (32 yds.) and one fumble recovery... Was also selected All-Southland Conference honorable mention as a punt returner when he returned 24 punts for 219 yards (9.1 avg.) and one touchdown... Selected first team All-Southland Conference as a defensive back in 2015 after starting 11 games and amassing 51 total tackles (42 solo), one sack, a career-high 12 passes defended, five interceptions (43 yds.) and two forced fumbles.

PERSONAL: Smith attended Saks High School in Anniston, Ala., where he was a first-team All-State as a quarterback in 2013, first-team All-Region as a quarterback in 2013-14 and first-team All-Region as a defensive back in 2013-14... Was also named Player of the Year for District 8 and Alabama 3A Player of the Year as a quarterback... Posted the most career touchdowns in school history... Totaled 70 tackles, four forced fumbles and four interceptions in 2013... Tremon Smith was born on July 20, 1996, in Anniston, Ala.

Transactions

Signed by Kansas City as a college free agent 5/7/18; Waived by Kansas City 9/14/19; Acquired via waivers by Green Bay 9/16/19; Waived by Green Bay 10/14/19; Signed by Green Bay (practice squad) 10/16/19; Signed by Green Bay (active roster) 10/29/19; Waived by Green Bay 12/2/19; Signed by Philadelphia (practice squad) 12/4/19; Signed by Philadelphia 1/6/20; Waived by Philadelphia 7/26/20; Signed by Indianapolis 8/16/20; Waived by Indianapolis 9/5/20; Signed by Indianapolis (practice squad) 9/6/20; Signed by Indianapolis (active roster) 9/22/20; Signed by Houston 3/22/21; Re-signed by Houston 12/4/21; Signed by Denver 3/17/23.





Tremon Smith's NFL Regular Season Defensive Statistics

DATE	TEAM	GP	GS	TACKLES							INTERCEPTIONS					O. FUMB				ST				MISC			
				TK	S	A	TFL	YDS	SK	YDS	QBH	NO	YDS	LG	TD	PD	FF	FR	TD	YDS	TK	S	A	FF	FR	S	A
2018	Chiefs	14	1	1	1	0	0	0	0.0	0.0	0	0	0	0	0	1	0	0	0	0	4	3	1	0	1	0	0
2019	Chiefs	1	0	0	0	0	0	0	0.0	0.0	0	0	0	0	0	0	0	0	0	0	0	0	0	0	0	0	
Went from Kansas City to Green Bay .																											
2019	Packers	7	0	0	0	0	0	0	0.0	0.0	0	0	0	0	0	0	0	0	0	0	3	2	1	0	0	0	0
2019	TOTAL	8	0	0	0	0	0	0	0.0	0.0	0	0	0	0	0	0	0	0	0	3	2	1	0	0	0	0	
2020	Colts	10	0	0	0	0	0	0	0.0	0.0	0	0	0	0	0	0	0	0	0	0	2	2	0	0	0	0	0
2021	Texans	17	2	13	8	5	0	0	0.0	0.0	0	0	0	0	0	0	0	0	0	0	8	8	0	0	1	0	0
2022	Texans	17	2	16	12	4	1	2	0.0	0.0	0	2	33	26	0	4	1	0	0	0	6	4	2	2	0	0	0
2023	Broncos	17	0	0	0	0	0	0	0.0	0.0	0	0	0	0	0	0	0	0	0	0	5	5	0	0	1	0	0
2024	Broncos	6	0	0	0	0	0	0	0.0	0.0	0	0	0	0	0	0	0	0	0	0	1	1	0	0	0	0	0
NFL TOTALS		89	5	30	21	9	1	2	0.0	0.0	0	2	33	26	0	5	1	0	0	0	29	25	4	2	3	0	0

Tremon Smith's NFL Postseason Defensive Statistics

DATE	TEAM	GP	GS	TACKLES							INTERCEPTIONS					O. FUMB				ST				MISC				
				TK	S	A	TFL	YDS	SK	YDS	QBH	NO	YDS	LG	TD	PD	FF	FR	TD	YDS	TK	S	A	FF	FR	S	A	
2018	Chiefs	2	0	1	1	0	0	0	0.0	0.0	0	0	0	0	0	0	0	0	0	0	0	0	0	0	0	1	0	0
2019	Packers	0	0	0	0	0	0	0	0.0	0.0	0	0	0	0	0	0	0	0	0	0	0	0	0	0	0	0	0	0
2020	Colts	1	0	0	0	0	0	0	0.0	0.0	0	0	0	0	0	0	0	0	0	0	0	0	0	0	0	0	0	0
NFL TOTALS		3	0	1	1	0	0	0	0.0	0.0	0	0	0	0	0	0	0	0	0	0	0	0	0	0	0	1	0	0

SINGLE-GAME HIGHS: DEFENSIVE

- Total Tackles** 10 vs. Kansas City Chiefs, Dec 18, 2022
4 vs. Los Angeles Chargers, Dec 26, 2021
4 at Cleveland Browns, Sep 19, 2021
3 at Indianapolis Colts, Jan 08, 2023
3 at Dallas Cowboys, Dec 11, 2022
...1 more at 3.
- Solo Tackles** 7 vs. Kansas City Chiefs, Dec 18, 2022
3 at Dallas Cowboys, Dec 11, 2022
3 vs. Los Angeles Chargers, Dec 26, 2021
2 at Indianapolis Colts, Jan 08, 2023
2 vs. Carolina Panthers, Sep 23, 2021
...1 more at 2.
- Passes Defensed** 2 at Dallas Cowboys, Dec 11, 2022
1 at Indianapolis Colts, Jan 08, 2023
1 vs. Kansas City Chiefs, Dec 18, 2022
1 at Seattle Seahawks, Dec 23, 2018
- Forced Fumbles** 1 vs. Kansas City Chiefs, Dec 18, 2022
- Tackles For Loss** 1 vs. Kansas City Chiefs, Dec 18, 2022
- Interceptions** 2 at Dallas Cowboys, Dec 11, 2022
- Interception Return Yards** 33 at Dallas Cowboys, Dec 11, 2022
- Special Teams Tackles** 2 vs. Indianapolis Colts, Sep 11, 2022
2 vs. Los Angeles Rams, Oct 31, 2021
2 at Buffalo Bills, Oct 03, 2021
...2 more at 2.
- Special Teams Forced Fumbles** 1 vs. Indianapolis Colts, Sep 11, 2022
- Special Teams Fumble Recoveries** 1 at Tennessee Titans, Nov 21, 2021
1 at Seattle Seahawks, Dec 23, 2018

SINGLE-GAME HIGHS - POSTSEASON: DEFENSIVE

- Total Tackles** 1 vs. Indianapolis Colts, Jan 12, 2019
- Solo Tackles** 1 vs. Indianapolis Colts, Jan 12, 2019
- Special Teams Fumble Recoveries** 1 vs. Indianapolis Colts, Jan 12, 2019





2023 GAME-BY-GAME REGULAR-SEASON STATISTICS (BRONCOS)

DATE	OPPONENT	P/S	TACKLES						INTERCEPTIONS					O. FUMB				ST				MISC		W/L/T	SCORE		
			TK	S	A	SK	YDS	TFL	YDS	QBH	NO	YDS	LG	TD	PD	FF	FR	TD	YDS	TK	S	A	FF			FR	S
09/10	Raiders	P	0	0	0	0	0	0	0	0	0	0	0	0	0	0	0	0	0	0	0	0	0	0	0	L	16-17
09/17	Commanders	P	0	0	0	0	0	0	0	0	0	0	0	0	0	0	0	0	0	0	0	0	0	0	0	L	33-35
09/24	at Dolphins	P	0	0	0	0	0	0	0	0	0	0	0	0	0	0	0	1	1	0	0	0	0	0	0	L	20-70
10/01	at Bears	P	0	0	0	0	0	0	0	0	0	0	0	0	0	0	0	0	0	0	0	0	0	0	0	W	31-28
10/08	Jets	P	0	0	0	0	0	0	0	0	0	0	0	0	0	0	0	0	0	0	0	1	0	0	L	21-31	
10/12	at Chiefs	P	0	0	0	0	0	0	0	0	0	0	0	0	0	0	0	1	1	0	0	0	0	0	0	L	8-19
10/22	Packers	P	0	0	0	0	0	0	0	0	0	0	0	0	0	0	0	0	0	0	0	0	0	0	0	W	19-17
10/29	Chiefs	P	0	0	0	0	0	0	0	0	0	0	0	0	0	0	0	2	2	0	0	0	0	0	0	W	24-9
11/13	at Bills	P	0	0	0	0	0	0	0	0	0	0	0	0	0	0	0	0	0	0	0	0	0	0	0	W	24-22
11/19	Vikings	P	0	0	0	0	0	0	0	0	0	0	0	0	0	0	0	0	0	0	0	0	0	0	0	W	21-20
11/26	Browns	P	0	0	0	0	0	0	0	0	0	0	0	0	0	0	0	0	0	0	0	0	0	0	0	W	29-12
12/03	at Texans	P	0	0	0	0	0	0	0	0	0	0	0	0	0	0	0	0	0	0	0	0	0	0	0	L	17-22
12/10	at Chargers	P	0	0	0	0	0	0	0	0	0	0	0	0	0	0	0	0	0	0	0	0	0	0	0	W	24-7
12/16	at Lions	P	0	0	0	0	0	0	0	0	0	0	0	0	0	0	0	1	1	0	0	0	0	0	0	L	17-42
12/24	Patriots	P	0	0	0	0	0	0	0	0	0	0	0	0	0	0	0	0	0	0	0	0	0	0	0	L	23-26
12/31	Chargers	P	0	0	0	0	0	0	0	0	0	0	0	0	0	0	0	0	0	0	0	0	0	0	0	W	16-9
01/07	at Raiders	P	0	0	0	0	0	0	0	0	0	0	0	0	0	0	0	0	0	0	0	0	0	0	0	L	14-27
2023 TOTALS		17-0	0	0	0	0	0	0	0	0	0	0	0	0	0	0	0	5	5	0	0	1	0	0	8-9		

2024 GAME-BY-GAME REGULAR-SEASON STATISTICS (BRONCOS)

DATE	OPPONENT	P/S	TACKLES						INTERCEPTIONS					O. FUMB				ST				MISC		W/L/T	SCORE		
			TK	S	A	SK	YDS	TFL	YDS	QBH	NO	YDS	LG	TD	PD	FF	FR	TD	YDS	TK	S	A	FF			FR	S
09/08	at Seahawks	P	0	0	0	0	0	0	0	0	0	0	0	0	0	0	0	0	0	0	0	0	0	0	0	L	20-26
09/15	Steelers	P	0	0	0	0	0	0	0	0	0	0	0	0	0	0	0	0	0	0	0	0	0	0	0	L	6-13
09/22	at Buccaneers	P	0	0	0	0	0	0	0	0	0	0	0	0	0	0	0	0	0	0	0	0	0	0	0	W	26-7
09/29	at Jets	P	0	0	0	0	0	0	0	0	0	0	0	0	0	0	0	1	1	0	0	0	0	0	0	W	10-9
10/06	Raiders	P	0	0	0	0	0	0	0	0	0	0	0	0	0	0	0	0	0	0	0	0	0	0	0	W	34-18
10/13	Chargers	P	0	0	0	0	0	0	0	0	0	0	0	0	0	0	0	0	0	0	0	0	0	0	0	L	16-23
2024 TOTALS		6-0	0	0	0	0	0	0	0	0	0	0	0	0	0	0	0	1	1	0	0	0	0	0	0	3-3	

2018 GAME-BY-GAME POSTSEASON STATISTICS (CHIEFS)

DATE	OPPONENT	P/S	TACKLES						INTERCEPTIONS					O. FUMB				ST				MISC		W/L/T	SCORE		
			TK	S	A	SK	YDS	TFL	YDS	QBH	NO	YDS	LG	TD	PD	FF	FR	TD	YDS	TK	S	A	FF			FR	S
01/12	Colts	P	1	1	0	0	0	0	0	0	0	0	0	0	0	0	0	0	0	0	0	1	0	0	0	W	31-13
01/20	Patriots	P	0	0	0	0	0	0	0	0	0	0	0	0	0	0	0	0	0	0	0	0	0	0	0	L	31-37+
2018 TOTALS		2-0	1	1	0	0	0	0	0	0	0	0	0	0	0	0	0	0	0	0	1	0	0	0	1-1		

+ - Overtime






2019 GAME-BY-GAME POSTSEASON STATISTICS (PACKERS)

DATE	OPPONENT	P/S	TACKLES							INTERCEPTIONS					O. FUMB				ST				MISC			SCORE	
			TK	S	A	SK	YDS	TFL	YDS	QBH	NO	YDS	LG	TD	PD	FF	FR	TD	YDS	TK	S	A	FF	FR	S		A
01/12	Seahawks		PRACTICE SQUAD																W	28-23							
01/19	at 49ers		PRACTICE SQUAD																L	20-37							
2019 TOTALS			0	0	0	0	0	0	0	0	0	0	0	0	0	0	0	0	0	0	0	0	0	0	0	0	1-1

2020 GAME-BY-GAME POSTSEASON STATISTICS (COLTS)

DATE	OPPONENT	P/S	TACKLES							INTERCEPTIONS					O. FUMB				ST				MISC			SCORE		
			TK	S	A	SK	YDS	TFL	YDS	QBH	NO	YDS	LG	TD	PD	FF	FR	TD	YDS	TK	S	A	FF	FR	S		A	W/L
01/09	at Bills	P	0	0	0	0	0	0	0	0	0	0	0	0	0	0	0	0	0	0	0	0	0	0	0	0	L	24-27
2020 TOTALS			1	0	0	0	0	0	0	0	0	0	0	0	0	0	0	0	0	0	0	0	0	0	0	0	0-1	





8 QB



JARRETT STIDHAM

HEIGHT/WEIGHT: 6-3 / 215

COLLEGE: Auburn

BIRTHDAY: Aug. 8, 1996

BORN: Corbin, Ky.

NFL EXPERIENCE: 6th YR

BRONCOS EXPERIENCE: 2nd YR

GP/GS: 16/4

ACQUIRED: UFA (L.V.)-'23

AT A GLANCE

- A sixth-year quarterback who has appeared in 16 career regular-season games (4 starts) with New England (2019-21), Las Vegas (2022) and Denver (2023), completing 117-of-197 passes (59.4%) for 1,422 yards with eight touchdowns and eight interceptions (78.3 rtg.).
- Finished his first season with the Broncos in 2023 with 496 yards on 40-of-66 passing (60.6%) with two touchdowns and one interception (87.7 rtg.).
- Set career highs in passing yards (656), completions (53), attempts (83), passing scores (4), completion percentage (63.9) and passer rating (89.2) in five games (2 starts) during his lone season with Las Vegas in 2022.
- Played in five games in 2020 with New England, totaling 256 yards with two touchdowns and three picks on 22-of-44 passing (50.0%) (54.7 rtg.).
- Appeared in three games during his rookie season in 2019 with the Patriots.
- Played two seasons at Auburn University (2017-18), completing 470-of-739 passes (63.6%) for 5,952 yards with 36 touchdowns and 11 interceptions and led the Tigers to the 2017 SEC Championship Game against Georgia.
- Was named second-team All-SEC in 2017 after completing 246-of-370 (66.5%) passes for 3,158 yards with 18 touchdowns and six picks.
- Also attended Baylor University in 2015 and McLennan Community College in 2016.
- Was drafted in the fourth round (133rd overall) of the 2019 NFL Draft by New England.
- Signed by Denver as a free agent on March 15, 2023.

2023: Stidham finished his first season with the Broncos with 496 yards on 40-of-66 passing (60.6%) with two touchdowns and one interception (87.7 rtg.)... Made his first appearance as a Bronco at Det. (12/16)... Started his first game with Denver vs. LAC (12/31), completing 20-of-32 passes for 224 yards (62.5%) with one touchdown (93. rtg.) for his first career win... Started the final game of the season, totaling 272 yards on 20-of-34 passing (58.5%) with one touchdown and one interception (82.0 rtg.) at L.V. (1/7).

2022: Stidham set career highs in five games (2 starts) in passing yards (656), completions (53), attempts (83), passing scores (4), completion percentage (63.9) and passer rating (89.2) in his lone season with Las Vegas... Completed 8-of-13 passes (61.5%) for 71 yards (76.4 rtg.) at N.O. (10/30)... Made his first career start vs. S.F. (1/1), completing 23-of-34 passes (67.6%) for a career-high 365 yards with a career mark three touchdowns and two picks (108.1 rtg.)... Also started the Raiders' Week 18 matchup vs. K.C. (1/7), totaling 219 yards with one score and one interception on 22-of-36 passing (61.1%) (76.0 rtg.)... Also appeared vs. Hou. (10/23) and at Sea. (11/27).

2021: Stidham spent the first nine games of the Reserve/Physically Unable to Participate list... Was inactive during Games 10-17 and the Patriots' AFC Wild Card Game at Buf. (1/15).

2020: Stidham played in five games, totaling 256 yards with two touchdowns and three picks on 22-of-44 passing (50.0%) (54.7 rtg.)... Threw his first career touchdown pass along with 60 yards at K.C. (10/5)... Completed 6-of-10 passes (60.0%) for 64 yards with one pick vs. S.F. (10/25)... Posted 61 passing yards on 2-of-3 (66.7%) attempts with one score through the air at LAC (12/6)... Completed 5-of-7 passes (71.4%) for 27 yards at LAR (12/10)... Also competed in vs. Buf. (12/28).

2019: Stidham appeared in three games after being drafted in the fourth round (133rd overall) by the Patriots... Completed 2-of-4 passes (50.0%) for 14 yards with one interception... Made his NFL debut vs. NYJ (9/22), completing 2-of-3 passes (66.7%) for 14 yards and one interception (37.5 rtg.)... Also made appearances at Was. (10/6) and at NYJ (10/21).

COLLEGE: Stidham played two seasons at Auburn University (2017-18), completing 470-of-739 passes (63.6%) for 5,952 yards with 36 touchdowns and 11 interceptions... Also contributed 175 rushes for 154 yards (0.9 avg.) with seven scores... Was named second-team All-SEC in 2017 after completing 246-of-370 passes (66.5%) for 3,158 yards with 18 touchdowns and six picks... Led Auburn to the 2017 SEC Championship Game against Georgia... Led the SEC and ranked ninth nationally in completion percentage and fourth in the conference in passing efficiency (151.0) in 2017... Was named SEC Offensive Player of the Week after completing 13-of-16 passes (81.3%) for 264 yards with two scores vs. Mississippi State... Was awarded SEC Offensive Player of the Week for a second time that season against Alabama after totaling 237 yards on 21-





of-28 passing (75.0%) with a rushing score... Spent one season at McLennan Community College in 2016 after playing the 2015 season at Baylor University.

PERSONAL: Stidham attended Stephenville (Texas) High School, where he was a three-time all-state honoree as both a quarterback and receiver... Was named a 2014 Class 4A All-State second team honoree after he led Stephenville to 9-4 record, the 2014 4A DI regional finals and a No. 6 final ranking as senior... Finished his senior season with 3,903 total yards and 50 scores... Threw for 2,934 yards with 35 touchdowns on 183-of-260 passing (70.4%) and ran for 969 yards with 15 touchdowns on 122 carries... Threw for 2,613 yards with 30 touchdowns on 156-of-254 passes (61.4%) and rushed for 821 yards with 14 touchdowns on 138 carries as a junior, earning 2013 District 7-3A MVP... Led Stephenville to a 12-2 record while being named 2013 third-team Class 3A All-State that season... Played receiver as sophomore, totaled 685 yards with 11 touchdown receptions on Stephenville's 2012 Class 3A DI state championship squad, earning 2012 Class 3A All-State honorable mention... Was All-District in basketball and also ran track... Jarrett Stidham (pronounced: STID-um) was born on Aug. 8, 1996 in Corbin, Ky.

Transactions

Signed by New England as a draft pick 5/10/19; Traded to Las Vegas 5/12/22; Signed by Denver as a free agent 3/15/23.

REGULAR SEASON COMPARISON: PASSING - NEW ORLEANS SAINTS

DATE OPP	W/L	GP/GS	C	ATT	YDS.	AVG.	TD	LG	INT	SK	SKYD	RTG
10/30/ LV @ NO	L	P	8	13	72	5.5	0	18	0	1	8	76.4
TOTALS	0/1	1/0	8	13	72	5.5	0	18	0	1	8	--

Jarrett Stidham's NFL Regular Season Passing Statistics

DATE	TEAM	GP	GS	ATT.	CMP.	PCT.	YDS	AVG.	TD	INT.	LG	SK	LST	RATE
2019	Patriots	3	0	4	2	50.0	14	3.5	0	1	11	1	7	18.8
2020	Patriots	5	0	44	22	50.0	256	5.8	2	3	38t	4	21	54.7
2021	Patriots	0	0	0	0	0.0	0	0.0	0	0	0	0	0	0.0
2022	Raiders	5	2	83	53	63.9	656	7.9	4	3	60t	7	47	89.2
2023	Broncos	3	2	66	40	60.6	496	7.5	2	1	54t	7	46	87.7
2024	Broncos	0	0	0	0	0.0	0	0.0	0	0	0	0	0	0.0
TOTALS		16	4	197	117	59.4	1,422	7.2	8	8	60T	19	121	78.3

Jarrett Stidham's NFL Postseason Passing Statistics

DATE	TEAM	GP	GS	ATT.	CMP.	PCT.	YDS	AVG.	TD	INT.	LG	SK	LST	RATE
2019	Patriots	0	0	0	0	0.0	0	0.0	0	0	0	0	0	0.0
2021	Patriots	0	0	0	0	0.0	0	0.0	0	0	0	0	0	0.0
TOTALS		0	0	0	0	0.0	0	0.0	0	0	0	0	0	0.0





Jarrett Stidham's NFL Regular Season Rushing Statistics

DATE	TEAM	NO.	YDS.	AVG.	LG	TD
2019	Patriots	2	-2	-1.0	0	0
2020	Patriots	7	7	1.0	6	0
2021	Patriots	0	0	0.0	0	0
2022	Raiders	14	84	6.0	11	0
2023	Broncos	9	8	0.9	4	0
2024	Broncos	0	0	0.0	0	0
TOTALS		32	97	3.0	11	0

Jarrett Stidham's NFL Postseason Rushing Statistics

DATE	TEAM	NO.	YDS.	AVG.	LG	TD
2019	Patriots	0	0	0.0	0	0
2021	Patriots	0	0	0.0	0	0
TOTALS		0	0	0.0	0	0

Jarrett Stidham's NFL Regular Season Passing/Rushing Statistics

DATE	TEAM	GP	GS	PASSING										RUSHING					
				ATT.	CMP.	PCT.	YDS	AVG.	TD	INT.	LG	SK	LST	RATE	NO.	YDS.	AVG.	LG	TD
2019	Patriots	3	0	4	2	50.0	14	3.5	0	1	11	1	7	18.8	2	-2	-1.0	0	0
2020	Patriots	5	0	44	22	50.0	256	5.8	2	3	38t	4	21	54.7	7	7	1.0	6	0
2021	Patriots	0	0	0	0	0.0	0	0.0	0	0	0	0	0.0	0	0	0.0	0	0	0
2022	Raiders	5	2	83	53	63.9	656	7.9	4	3	60t	7	47	89.2	14	84	6.0	11	0
2023	Broncos	3	2	66	40	60.6	496	7.5	2	1	54t	7	46	87.7	9	8	0.9	4	0
2024	Broncos	0	0	0	0	0.0	0	0.0	0	0	0	0	0.0	0	0	0.0	0	0	0
TOTALS		16	4	197	117	59.4	1,422	7.2	8	8	60T	19	121	78.3	32	97	3.0	11	0

Jarrett Stidham's NFL Postseason Passing/Rushing Statistics

DATE	TEAM	GP	GS	PASSING										RUSHING					
				ATT.	CMP.	PCT.	YDS	AVG.	TD	INT.	LG	SK	LST	RATE	NO.	YDS.	AVG.	LG	TD
2019	Patriots	0	0	0	0	0.0	0	0.0	0	0	0	0	0	0.0	0	0	0.0	0	0
2021	Patriots	0	0	0	0	0.0	0	0.0	0	0	0	0	0	0.0	0	0	0.0	0	0
TOTALS		0	0	0	0	0.0	0	0.0	0	0	0	0	0	0.0	0	0	0.0	0	0





SINGLE-GAME HIGHS: QUARTERBACK

Pass Attempts	36 vs. Kansas City Chiefs, Jan 07, 2023 34 at Las Vegas Raiders, Jan 07, 2024 34 vs. San Francisco 49ers, Jan 01, 2023 32 vs. Los Angeles Chargers, Dec 31, 2023 13 at New Orleans Saints, Oct 30, 2022 ...1 more at 13.	Passer Rating	108.1 vs. San Francisco 49ers, Jan 01, 2023 93.8 vs. Los Angeles Chargers, Dec 31, 2023 82.0 at Las Vegas Raiders, Jan 07, 2024 76.0 vs. Kansas City Chiefs, Jan 07, 2023
Pass Completions	23 vs. San Francisco 49ers, Jan 01, 2023 22 vs. Kansas City Chiefs, Jan 07, 2023 20 at Las Vegas Raiders, Jan 07, 2024 20 vs. Los Angeles Chargers, Dec 31, 2023 8 at New Orleans Saints, Oct 30, 2022	Rush Attempts	7 vs. Kansas City Chiefs, Jan 07, 2023 7 vs. San Francisco 49ers, Jan 01, 2023 6 vs. Los Angeles Chargers, Dec 31, 2023 3 at Las Vegas Raiders, Jan 07, 2024 2 at Los Angeles Chargers, Dec 06, 2020 ...3 more at 2.
Yards Passing	365 vs. San Francisco 49ers, Jan 01, 2023 272 at Las Vegas Raiders, Jan 07, 2024 224 vs. Los Angeles Chargers, Dec 31, 2023 219 vs. Kansas City Chiefs, Jan 07, 2023 72 at New Orleans Saints, Oct 30, 2022	Rushing Yards	50 vs. Kansas City Chiefs, Jan 07, 2023 34 vs. San Francisco 49ers, Jan 01, 2023 6 vs. Los Angeles Chargers, Dec 31, 2023 3 at Los Angeles Rams, Dec 10, 2020 3 vs. San Francisco 49ers, Oct 25, 2020 ...1 more at 3.
TD Passes	3 vs. San Francisco 49ers, Jan 01, 2023 1 at Las Vegas Raiders, Jan 07, 2024 1 vs. Los Angeles Chargers, Dec 31, 2023 1 vs. Kansas City Chiefs, Jan 07, 2023 ...2 more at 1.	Rushing Average	7.1 vs. Kansas City Chiefs, Jan 07, 2023 4.9 vs. San Francisco 49ers, Jan 01, 2023
Long Passes	60t vs. San Francisco 49ers, Jan 01, 2023 54t vs. Los Angeles Chargers, Dec 31, 2023 47 at Las Vegas Raiders, Jan 07, 2024 45 vs. San Francisco 49ers, Jan 01, 2023 41 vs. Los Angeles Chargers, Dec 31, 2023	Longest Runs	11 vs. San Francisco 49ers, Jan 01, 2023 10 vs. Kansas City Chiefs, Jan 07, 2023 10 vs. Kansas City Chiefs, Jan 07, 2023 9 vs. San Francisco 49ers, Jan 01, 2023 8 vs. Kansas City Chiefs, Jan 07, 2023
Completion Percentage	67.6 vs. San Francisco 49ers, Jan 01, 2023 62.5 vs. Los Angeles Chargers, Dec 31, 2023 61.1 vs. Kansas City Chiefs, Jan 07, 2023 58.8 at Las Vegas Raiders, Jan 07, 2024		

300-YARD PASSING GAMES (1): REGULAR SEASON

DATE	TEAM	NO.	YDS.	AVG.	LG	TD
01/01/23	49ERS	23	365	15.9	60t	3





2023 GAME-BY-GAME REGULAR-SEASON STATISTICS (BRONCOS)

DATE	OPPONENT	P/S	PASSING										RUSHING				W/L	SCORE	
			ATT	CMP	YDS	PCT	Y/A	Y/C	TD	INT	LG	SK/YD	RATE	ATT	YDS	LG			TD
09/10	Raiders		DID NOT PLAY (NON-INJURY)														L	16-17	
09/17	Commanders		DID NOT PLAY (NON-INJURY)														L	33-35	
09/24	at Dolphins		DID NOT PLAY (NON-INJURY)														L	20-70	
10/01	at Bears		DID NOT PLAY (NON-INJURY)														W	31-28	
10/08	Jets		DID NOT PLAY (NON-INJURY)														L	21-31	
10/12	at Chiefs		DID NOT PLAY (NON-INJURY)														L	8-19	
10/22	Packers		DID NOT PLAY (NON-INJURY)														W	19-17	
10/29	Chiefs		DID NOT PLAY (NON-INJURY)														W	24-9	
11/13	at Bills		DID NOT PLAY (NON-INJURY)														W	24-22	
11/19	Vikings		DID NOT PLAY (NON-INJURY)														W	21-20	
11/26	Browns		DID NOT PLAY (NON-INJURY)														W	29-12	
12/03	at Texans		DID NOT PLAY (NON-INJURY)														L	17-22	
12/10	at Chargers		DID NOT PLAY (NON-INJURY)														W	24-7	
12/16	at Lions	P	0	0	0	0.0	0.0	0.0	0	0	0	0/0	0.0	0	0	0	0	L	17-42
12/24	Patriots		DID NOT PLAY (NON-INJURY)														L	23-26	
12/31	Chargers	S	32	20	224	62.5	7.0	11.2	1	0	54t	2/12	93.8	6	6	4	0	W	16-9
01/07	at Raiders	S	34	20	272	58.8	8.0	13.6	1	1	47	5/34	82.0	3	2	3	0	L	14-27
2023 TOTALS		3-2	66	40	496	60.6	7.5	12.4	2	1	54T	7/46	87.7	9	8	4	0	8-9	

2024 GAME-BY-GAME REGULAR-SEASON STATISTICS (BRONCOS)

DATE	OPPONENT	P/S	PASSING										RUSHING				W/L	SCORE
			ATT	CMP	YDS	PCT	Y/A	Y/C	TD	INT	LG	SK/YD	RATE	ATT	YDS	LG		
09/08	at Seahawks		DID NOT PLAY (NON-INJURY)														L	20-26
09/15	Steelers		DID NOT PLAY (NON-INJURY)														L	6-13
09/22	at Buccaneers		DID NOT PLAY (NON-INJURY)														W	26-7
09/29	at Jets		DID NOT PLAY (NON-INJURY)														W	10-9
10/06	Raiders		DID NOT PLAY (NON-INJURY)														W	34-18
10/13	Chargers		DID NOT PLAY (NON-INJURY)														L	16-23
2024 TOTALS		0-0	0	0	0	0.0	0.0	0.0	0	0	0	0/0	0.0	0	0	0	0	3-3


2019 GAME-BY-GAME POSTSEASON STATISTICS (PATRIOTS)

DATE	OPPONENT	P/S	PASSING										RUSHING				W/L	SCORE
			ATT	CMP	YDS	PCT	Y/A	Y/C	TD	INT	LG	SK/YD	RATE	ATT	YDS	LG		
01/04	Titans		DID NOT PLAY (NON-INJURY)														L	13-20
2019 TOTALS		0-0	0	0	0	0.0	0.0	0.0	0	0	0	0/0	0.0	0	0	0	0	0-1

2021 GAME-BY-GAME POSTSEASON STATISTICS (PATRIOTS)

DATE	OPPONENT	P/S	PASSING										RUSHING				W/L	SCORE
			ATT	CMP	YDS	PCT	Y/A	Y/C	TD	INT	LG	SK/YD	RATE	ATT	YDS	LG		
01/15	at Bills		INACTIVE														L	17-47
2021 TOTALS		0-0	0	0	0	0.0	0.0	0.0	0	0	0	0/0	0.0	0	0	0	0	0-1





40 ILB



JUSTIN STRNAD

HEIGHT/WEIGHT: 6-3 / 235

COLLEGE: Wake Forest

BIRTHDAY: Aug. 21, 1996

BORN: Palm Harbor, Fla.

NFL EXPERIENCE: 5th YR

BRONCOS EXPERIENCE: 5th YR

GP/GS: 56/8

ACQUIRED: D5-'20

AT A GLANCE

- A fifth-year inside linebacker who has appeared in 56 games (8 starts) with the Broncos (2020-24), tallying 52 tackles (34 solo), two sacks (8 yds.) and 16 special-teams tackles during his career.
- Missed the entire 2020 season after being placed on injured reserve on Aug. 31, 2020 with a season-ending wrist injury.
- Started 20-of-47 games played at Wake Forest University, totaling 244 tackles (145 solo), eight sacks (46 yds.), four interceptions (44 yds.), 10 passes defended, three forced fumbles and one fumble recovery.
- Earned honorable-mention All-ACC honors as a redshirt senior after finishing with 69 tackles (38 solo), two sacks (18 yds.), one interception and four passes defended in eight games (7 starts).
- Ended his redshirt junior season leading the Demon Deacons with 105 tackles (63 solo), 1.5 sacks (6 yds.), five passes defended and one forced fumble to earn All-ACC honorable mention honors.
- Was a first-team All-Pinellas County selection by the Tampa Tribune and the Tampa Bay Times as a senior at East Lake High School in Tarpon Springs, Fla.
- Selected by the Broncos in the fifth round (178th overall) of the 2020 NFL Draft.

2024: Strnad has appeared in six games (3 starts) for Denver... Made first start of season and logged four tackles (3 solo) including sacking Jets QB Aaron Rodgers (10 yds) on the first play of the game for his first career quarterback takedown... Led the team with nine tackles (7 solo) vs. L.V. (10/6)... Recorded seven tackles (5 solo) and a sack of Chargers QB Justin Herbert vs. LAC (10/13).

2023: Strnad made five special-teams tackles in 17 games with the Broncos, playing in 395 special-teams plays... Made his first special-teams tackle of the season vs. NYJ (10/8)... Assisted on a special-teams tackle at Buf. (11/13)... Recorded a special-teams tackle in back-to-back games vs. Min. (11/19).

2022: Strnad appeared in all 17 games, totaling five special-teams tackles on 405 special-teams snaps... Made two special-teams tackles at Jac. (10/30).

2021: Strnad appeared in 16 games (5 starts), totaling 32 tackles (19 solo) and four special teams tackles... Made his NFL debut and collected one special-teams tackle at NYG (9/12)... Collected a career-high six defensive stops (3 solo) and one special-teams tackle at Jac. (9/19)... Made first career start and recorded four tackles (2 solo) vs. NYJ (9/26)... Tied career high with six tackles (3 solo) at Pit. (10/10)... Recorded a season-high-tying six tackles (2 solo) at Cle. (10/21).

2020: Strnad, who was selected by the Broncos in the fifth round (178th overall) of the 2020 NFL Draft, missed his entire rookie season after sustaining a wrist injury in training camp... Placed on injured reserve on Aug. 31.

COLLEGE: Strnad played in eight games (7 starts) as a redshirt senior, recording 69 tackles (38 solo), two sacks (18 yds.), one interception and four passes defended before suffering a season-ending injury... Received All-ACC honorable mention honors... Elected as team captain for the season by his teammates... Secured the game-winning interception, led the team with 12 tackles (9 solo) vs. Utah State (8/30), and was named to the Pro Football Focus ACC Team of the Week... Led the team with 13 tackles (9 solo) at Boston College (9/28)... Started all 13 games played in 2018, collecting 105 tackles (63 solo), 1.5 sacks (6 yds.), five passes defended and one forced fumble... Earned honorable-mention All-ACC honors for the first time in his collegiate career... Logged seven tackles (3 solo) and one sack in his first career start at Tulane (8/30)... Recorded six games with 10 or more tackles, including a nine-solo tackle (11 total) performance vs. Memphis in the Jared Birmingham Bowl (12/22)... Saw action in all 13 games in 2017, recording 51 tackles (32 solo), 4.5 sacks (22 yds.), three interceptions (44 yds), one pass defended, two forced fumbles and one fumble recovery as a redshirt sophomore... Led the team in special-teams tackles (10), interceptions (3) and interception return yards (44)... Played in all 13 games as a redshirt freshman in 2016, tallying 19 tackles (12 solo).

PERSONAL: Strnad prepped at East Lake High School in Tarpon Springs, Fla. and was chosen to the All-Pinellas County first-team by both the Tampa Tribune and Tampa Bay Times as a senior... Finished his final high school campaign with 81 tackles, eight passes defended, three sacks and three interceptions... Helped the team win both league and district championships in 2013 and 2014... Justin Strnad (pronounced: STIR-nad) was born on Aug. 21, 1996 in Palm Harbor, Fla.





Transactions

Signed by Denver as a draft choice 7/22/20; Re-signed by Denver 3/21/24.

Justin Strnad's NFL Regular Season Defensive Statistics

DATE	TEAM	GP	GS	TACKLES							INTERCEPTIONS					O. FUMB				ST				MISC													
				TK	S	A	TFL	YDS	SK	YDS	QBH	NO	YDS	LG	TD	PD	FF	FR	TD	YDS	TK	S	A	FF	FR	S	A										
2020	Broncos	0	0	0	0	0	0	0	0.0	0.0	0	0	0	0	0	0	0	0	0	0	0	0	0	0	0	0	0	0	0	0	0	0	0	0	0	0	0
2021	Broncos	16	5	32	19	13	0	0	0.0	0.0	1	0	0	0	0	0	0	0	0	0	0	0	0	0	0	0	4	4	0	0	0	0	0	0	0		
2022	Broncos	17	0	0	0	0	0	0	0.0	0.0	0	0	0	0	0	0	0	0	0	0	0	0	0	0	0	5	4	1	0	0	0	0	0	0	0		
2023	Broncos	17	0	0	0	0	0	0	0.0	0.0	0	0	0	0	0	0	0	0	0	0	0	0	0	0	0	5	4	1	0	0	0	0	0	0	0		
2024	Broncos	6	3	20	15	5	3	12	2.0	8.0	2	0	0	0	0	0	0	0	0	0	0	0	0	0	0	2	2	0	0	0	0	0	0	0	0		
NFL TOTALS		56	8	52	34	18	3	12	2.0	8.0	3	0	0	0	0	0	0	0	0	0	0	0	0	0	0	16	14	2	0	0	0	0	0	0	0		

SINGLE-GAME HIGHS: DEFENSIVE

- Total Tackles** 9 vs. Las Vegas Raiders, Oct 06, 2024
7 vs. Los Angeles Chargers, Oct 13, 2024
6 at Cleveland Browns, Oct 21, 2021
6 at Pittsburgh Steelers, Oct 10, 2021
6 at Jacksonville Jaguars, Sep 19, 2021
- Solo Tackles** 7 vs. Las Vegas Raiders, Oct 06, 2024
5 vs. Los Angeles Chargers, Oct 13, 2024
3 at New York Jets, Sep 29, 2024
3 vs. Washington Football Team, Oct 31, 2021
3 vs. Las Vegas Raiders, Oct 17, 2021
...2 more at 3.
- Sacks** 1.0 vs. Los Angeles Chargers, Oct 13, 2024
1.0 at New York Jets, Sep 29, 2024

- Tackles For Loss** 2 at New York Jets, Sep 29, 2024
1 vs. Las Vegas Raiders, Oct 06, 2024
- Special Teams Tackles** 2 at Jacksonville Jaguars, Oct 30, 2022
2 vs. Cincinnati Bengals, Dec 19, 2021
1 vs. Pittsburgh Steelers, Sep 15, 2024
1 at Seattle Seahawks, Sep 08, 2024
...10 more at 1.






2023 GAME-BY-GAME REGULAR-SEASON STATISTICS (BRONCOS)

DATE	OPPONENT	P/S	TACKLES							INTERCEPTIONS					O. FUMB				ST				MISC			SCORE	
			TK	S	A	SK	YDS	TFL	YDS	QBH	NO	YDS	LG	TD	PD	FF	FR	TD	YDS	TK	S	A	FF	FR	S		A
09/10	Raiders	P	0	0	0	0.0	0.0	0	0	0	0	0	0	0	0	0	0	0	0	0	0	0	0	0	0	L	16-17
09/17	Commanders	P	0	0	0	0.0	0.0	0	0	0	0	0	0	0	0	0	0	0	0	0	0	0	0	0	0	L	33-35
09/24	at Dolphins	P	0	0	0	0.0	0.0	0	0	0	0	0	0	0	0	0	0	0	0	0	0	0	0	0	0	L	20-70
10/01	at Bears	P	0	0	0	0.0	0.0	0	0	0	0	0	0	0	0	0	0	0	0	0	0	0	0	0	0	W	31-28
10/08	Jets	P	0	0	0	0.0	0.0	0	0	0	0	0	0	0	0	0	0	0	0	0	0	0	0	0	0	L	21-31
10/12	at Chiefs	P	0	0	0	0.0	0.0	0	0	0	0	0	0	0	0	0	0	0	0	0	0	0	0	0	0	L	8-19
10/22	Packers	P	0	0	0	0.0	0.0	0	0	0	0	0	0	0	0	0	0	0	0	0	0	0	0	0	0	W	19-17
10/29	Chiefs	P	0	0	0	0.0	0.0	0	0	0	0	0	0	0	0	0	0	0	0	0	0	0	0	0	0	W	24-9
11/13	at Bills	P	0	0	0	0.0	0.0	0	0	0	0	0	0	0	0	0	0	0	0	0	0	0	0	0	0	W	24-22
11/19	Vikings	P	0	0	0	0.0	0.0	0	0	0	0	0	0	0	0	0	0	0	0	0	0	0	0	0	0	W	21-20
11/26	Browns	P	0	0	0	0.0	0.0	0	0	0	0	0	0	0	0	0	0	0	0	0	0	0	0	0	0	W	29-12
12/03	at Texans	P	0	0	0	0.0	0.0	0	0	0	0	0	0	0	0	0	0	0	0	0	0	0	0	0	0	L	17-22
12/10	at Chargers	P	0	0	0	0.0	0.0	0	0	0	0	0	0	0	0	0	0	0	0	0	0	0	0	0	0	W	24-7
12/16	at Lions	P	0	0	0	0.0	0.0	0	0	0	0	0	0	0	0	0	0	0	0	0	0	0	0	0	0	L	17-42
12/24	Patriots	P	0	0	0	0.0	0.0	0	0	0	0	0	0	0	0	0	0	0	0	0	0	0	0	0	0	L	23-26
12/31	Chargers	P	0	0	0	0.0	0.0	0	0	0	0	0	0	0	0	0	0	0	0	0	0	0	0	0	0	W	16-9
01/07	at Raiders	P	0	0	0	0.0	0.0	0	0	0	0	0	0	0	0	0	0	0	0	0	0	0	0	0	0	L	14-27
2023 TOTALS		17-0	0	0	0	0.0	0.0	0	0	0	0	0	0	0	0	0	0	0	0	0	0	0	0	0	0	0	8-9

2024 GAME-BY-GAME REGULAR-SEASON STATISTICS (BRONCOS)

DATE	OPPONENT	P/S	TACKLES							INTERCEPTIONS					O. FUMB				ST				MISC			SCORE	
			TK	S	A	SK	YDS	TFL	YDS	QBH	NO	YDS	LG	TD	PD	FF	FR	TD	YDS	TK	S	A	FF	FR	S		A
09/08	at Seahawks	P	0	0	0	0.0	0.0	0	0	0	0	0	0	0	0	0	0	0	0	0	0	0	0	0	0	L	20-26
09/15	Steelers	P	0	0	0	0.0	0.0	0	0	0	0	0	0	0	0	0	0	0	0	0	0	0	0	0	0	L	6-13
09/22	at Buccaneers	P	0	0	0	0.0	0.0	0	0	0	0	0	0	0	0	0	0	0	0	0	0	0	0	0	0	W	26-7
09/29	at Jets	S	4	3	1	1.0	8.0	2	10	1	0	0	0	0	0	0	0	0	0	0	0	0	0	0	0	W	10-9
10/06	Raiders	S	9	7	2	0.0	0.0	1	2	0	0	0	0	0	0	0	0	0	0	0	0	0	0	0	0	W	34-18
10/13	Chargers	S	7	5	2	1.0	0.0	0	0	1	0	0	0	0	0	0	0	0	0	0	0	0	0	0	0	L	16-23
2024 TOTALS		6-3	20	15	5	2.0	8.0	3	12	2	0	0	0	0	0	0	0	0	0	0	0	0	0	0	0	3-3	





2 CB



PAT
SURTAIN II

HEIGHT/WEIGHT: 6-2 / 202

COLLEGE: Alabama

BIRTHDAY: Apr. 14, 2000

BORN: Plantation, Fla.

NFL EXPERIENCE: 4th YR

BRONCOS EXPERIENCE: 4th YR

GP/GS: 56/55

ACQUIRED: D1-'21

AT A GLANCE

- A fourth-year cornerback who is the sixth player at that position in team history to be named first-team Associated Press All-Pro and a Pro Bowler in the same season in 2022 and earned a second Pro Bowl selection during the 2023 season.
- Was named to the Players' (NFLPA) All-Pro first team from 2022-23.
- Selected as the Demaryius Thomas Team MVP Award winner, as voted on by the Denver Chapter of the Pro Football Writers of America (PFWA), from 2022-23.
- Ranks Top-10 among Broncos cornerbacks in their first three seasons in tackles (1st–187), passes defended (3rd–36) and interceptions (T-8th–7).
- Started 55-of-56 games with the Broncos, posting 201 tackles (158 solo), nine interceptions (167 yds., 2 TD), one forced fumble and 41 passes defended.
- Became the first Bronco since at least 1999 and the eighth NFL player to be drafted since 2015 to record double-digit passes defended in each of his first three seasons.
- Earned Pro Bowl and first-team All-Pro by the NFLPA Player's All-Pro team accolades for the second time in his career after totaling 69 tackles (59 solo), 1 interception and 12 passes defended in 2023.
- Named a Pro Bowl starter and first-team All-Pro (AP, PFWA, NFLPA) after totaling 60 tackles (46 solo), two interceptions (-3 yds.), 10 passes defended and one forced fumble in 17 starts.
- Appeared in 16 games (15 starts), totaling 58 tackles (45 solo), four interceptions (70 yds., 1 TD) and 14 passes defended
- His 14 passes defended were the second-most by a Broncos rookie and his four interceptions rank tied for third by a rookie in team history.
- Played 42 games (39 starts) at the University of Alabama, totaling 117 tackles (82 solo), four interceptions (69 yds., 1 TD), 27 pass breakups, four forced fumbles and two fumble recoveries during his collegiate career (2018-20).
- Contributed to Alabama's 2020 national championship team while being named SEC Defensive Player of the Year, first-team All-SEC, a unanimous first-team All-American and the Rose Bowl's Defensive Most Valuable Player during his final collegiate campaign.
- Named a finalist for the Lott IMPACT and Bronko Nagurski trophies along with the Chuck Bednarik and Jim Thorpe awards.
- Started all 13 games played in 2020, tallying 38 tackles, one interception (25 yds., 1 TD), 12 pass breakups and one fumble recovery.
- Collected 42 tackles (32 solo), two interceptions (24 yds.), eight pass breakups, three forced fumbles and one fumble recovery in 2019 while starting all 13 games for the Crimson Tide.
- Started 12-of-15 games as a true freshman, registering 37 tackles (28 solo), one interception (20 yds.), seven pass breakups and one force fumble.
- Selected by the Broncos in the first round (9th overall) of the 2021 NFL Draft.

SURTAIN'S TROPHY CASE

All-Pro (First Team)	2022
Pro Bowl (2)	2022-23

2024: Surtain II has started all six contests for Denver, tallying 14 tackles (8 solo), two interceptions (100 yds., 1 TD) and five passes defended... Recorded six tackles (4 solo) and a PD at Sea. (9/8)... Recorded second multi-interception game of career, nabbing two interceptions of Raiders QB Gardner Minshew, including returning his second-quarter pick for a 100-yard touchdown return... Pick-six marked the second longest interception return for a touchdown in team history and just the second to be for 100 or more yards (CB Aqib Talib, 103 yds. - vs. Dal. 9/17/17)... Recorded one pass defended vs. LAC (10/13), tying former Broncos DB Kelly Herndon for the third-most passes defended (41) by a Bronco in his first four seasons.





2023: Surtain II was named to the Pro Bowl and first-team All-Pro by the NFLPA Player's All-Pro team for the second time in his career after totaling 69 tackles (59 solo), one interception and 12 passes defended... Had a strong start to the season, recording a career-high three passes defended along with two solo tackles vs. L.V. (9/10)... Made five tackles (4 solo) at Mia. (9/24)... Broke up two passes and made three solo tackles in the 21-point comeback at Chi. (10/1)... Recorded his seventh career interception on Jets QB Zach Wilson in the fourth quarter while also tallying five tackles (4 solo) vs. NYJ (10/8)... Totaled seven solo tackles at K.C. (10/12)... Broke up his seventh pass of the season after deflecting a ball from Packers QB Jordan Love while also making two solo tackles in the win vs. G.B. (10/22)... Registered three solo tackles and one pass defended in the win vs. K.C. (10/29)... Broke up one pass and made four tackles (3 solo) in the win vs. Min. (11/19)... Became the first Bronco since at least 1999 to record double-digit passes defended in each of his first three seasons after tallying five solo tackles and one pass defended at Hou. (12/3)... Made five solo tackles at LAC (12/10)... Recorded six tackles (5 solo) vs. N.E. (12/24)... Produced four solo tackles and defended one pass vs. LAC (12/31)... Finished the season with six tackles (5 solo) and one pass defended at L.V. (1/7).

2022: Surtain II was named a Pro Bowl starter and first-team All-Pro (AP, PFWA, NFLPA) after totaling 60 tackles (46 solo), two interceptions (-3 yds.), 10 passes defended and one forced fumble in 17 starts.... Was also awarded the Demaryius Thomas Team MVP Award, as voted on by the Denver Chapter of the Pro Football Writers of America... Allowed no receptions on six targets, defended two passes and also posted a tackle in the 11-10 win vs. S.F. (9/25)... Posted multiple passes defended in his second-consecutive game along with a career-high eight tackles (6 solo) at L.V. (10/2)... Had seven tackles (4 solo) and recorded his first career forced fumble vs. Ind. (10/6)... Tallied five tackles (3 solo) and one tackle for loss in the win at Jac. (10/30)... Batted down his sixth pass of the season and made three tackles (2 solo) at Ten. (11/13)... Made five unassisted tackles and had a pass defended at Car. (11/27)... Broke up a pass and made six solo tackles at Bal. (12/4)... Intercepted Chiefs QB Patrick Mahomes, which set up a Denver touchdown with under two-minutes to play in the first half, and had two tackles (1 solo) vs. K.C. (12/11)... Picked off Cardinals QB Trace McSorley to ice the game and also produced six tackles (4 solo) vs. Ari. (12/18).

2021: Surtain II, who was selected by the Broncos in the first round (9th overall) of the 2021 NFL Draft, appeared in 16 games (15 starts), totaling 58 tackles (45 solo), four interceptions (70 yds., 1TD) and 14 passes defended... His 14 passes defended are the second-most by a Broncos rookie and his four interceptions rank tied for third by a rookie in team history... Made his NFL debut at NYG (9/12)... Recorded his first career start at Jac. (9/19), tallying four tackles (2 solo), one pass defended and his first career interception... Tied for the team lead in tackles and totaled five solo stops and one pass defended vs. NYJ (9/26)... Collected six solo tackles vs. Bal. (10/3)... Totaled three solo tackles and one pass defended at Pit. (10/10)... Tallied four solo tackles and one pass defended vs. L.V. (10/17)... Recorded a season-high two passes defended and added two tackles (1 solo) at Cle. (10/21)... Tallied at least one pass defended in the fourth consecutive game and added two tackles (1 solo) vs. Was. (10/31)... Extended his passes defended streak to six games, collecting one pass breakup and three solo tackles vs. Phi. (11/14)... Posted his first career multi-interception game and first interception return for a touchdown as well as five tackles (4 solo), two interceptions (70 yds., 1TD) and two passes defended... Registered a season-high-tying six tackles (4 solo) and two passes defended at LAC (1/2).

COLLEGE: Surtain II started 38-of-41 games played at the University of Alabama, totaling 117 tackles (82 solo), four interceptions (69 yds., 1TD), 27 pass breakups, four forced fumbles and two fumble recoveries...Started all 13 games played in 2020, totaling 38 tackles (22 solo), one interception (25 yds., 1TD), 12 pass breakups and one fumble recovery... Contributed to Alabama's 2020 national championship team while being named SEC Defensive Player of the Year, first-team All-SEC, a unanimous first-team All-American and the Rose Bowl's Most Valuable Player... Named a finalist for the Lott IMPACT and Bronko Nagurski trophies and the Chuck Bednarik and Jim Thorpe Awards... Tallied first career pick six and returned one interception for 25 yards vs. Mississippi State (10/31)... Garnered Defensive Most Valuable Player honors after his performance in the Rose Bowl vs. Notre Dame (1/1)... Registered three tackles (2 solo) in the CFP National Championship Game vs. Ohio State (1/11)... Opened all 13 games in 2019, posting 42 tackles (32 solo), two interceptions (24 yds.), eight pass breakups, three forced fumbles and one fumble recovery... Nabbed a career-high eight tackles (6 solo) at South Carolina (9/14)... Totaled seven tackles (3 solo) in the Citrus Bowl vs. Michigan (1/1)... Started 12-of-15 games during his true freshman season in 2018, posting 37 tackles (28 solo), one interception (20 yds.), seven pass breakups and one forced fumble... Named a Freshman All-American by The Athletic and earned SEC All-Freshman Team honors by league coaches... Recorded three solo tackles in the Iron Bowl vs. Oklahoma (12/29)... Had one solo tackle in the CFP National Championship Game vs. Clemson (1/7).

PERSONAL: Surtain II attended American Heritage High School in Plantation, Fla., where he helped lead the school to back-to-back 5A state titles in his junior and senior seasons... Selected to the Sun Sentinel All-County first team in Broward during his final two years of prep football... Named a 2018 U.S. Army All-American and was selected to the 2017 All-USA Florida Football Team following his senior campaign... Father, Patrick Surtain Sr., played 11 NFL seasons with Miami (1998-2004) and Kansas City (2005-08) while being named a Pro Bowler on three occasions... Pat Surtain II (pronounced: sur-TAIN) was born on April 14, 2000, in Plantation, Fla.

MOST PASSES DEFENSED IN FIRST TWO SEASONS, BRONCOS HISTORY (DATA SINCE 1999)

Player	Years	PDs	GP	GS	Int.
Deltha O'Neal	2000-01	28	32	16	9
Pat Surtain II	2021-22	24	33	32	6
Bradley Roby	2014-15	23	32	6	3
Domonique Foxworth	2005-06	22	32	12	3
Darrent Williams	2005-06	19	27	23	6





MOST INTS BY A BRONCOS ROOKIE

Player	Year	No.
Goose Gonsoulin	1960	11
Phil Nugent	1961	7
Pat Surtain II	2021	4
Calvin Jones	1973	4
Charlie Greer	1968	4
Jack Lentz	1967	4

Transactions

Signed by Denver as a draft choice 5/18/21.

Pat Surtain II's NFL Regular Season Defensive Statistics

DATE	TEAM	GP	GS	TACKLES							INTERCEPTIONS					O. FUMB			ST			MISC						
				TK	S	A	TFL	YDS	SK	YDS	QBH	NO	YDS	LG	TD	PD	FF	FR	TD	YDS	TK	S	A	FF	FR	S	A	
2021	Broncos	16	15	58	45	13	1	2	0.0	0.0	0	4	70	70t	1	14	0	0	0	0	0	0	0	0	0	0	0	0
2022	Broncos	17	17	60	46	14	2	5	0.0	0.0	1	2	-3	0	0	10	1	0	0	0	0	0	0	0	0	0	0	
2023	Broncos	17	17	69	59	10	0	0	0.0	0.0	0	1	0	0	0	12	0	0	0	0	0	0	0	0	0	0	0	
2024	Broncos	6	6	14	8	6	0	0	0.0	0.0	0	2	100	100t	1	5	0	0	0	0	0	0	0	0	0	0	0	
NFL TOTALS		56	55	201	158	43	3	7	0.0	0.0	1	9	167	100T	2	41	1	0	0	0	0	0	0	0	0	0	0	

SINGLE-GAME HIGHS: DEFENSIVE

Total Tackles 8 at Las Vegas Raiders, Oct 02, 2022
 7 at Kansas City Chiefs, Oct 12, 2023
 7 at Baltimore Ravens, Dec 04, 2022
 7 vs. Indianapolis Colts, Oct 06, 2022
 6 at Seattle Seahawks, Sep 08, 2024
 ...5 more at 6.

Solo Tackles 7 at Kansas City Chiefs, Oct 12, 2023
 6 at Baltimore Ravens, Dec 04, 2022
 6 at Las Vegas Raiders, Oct 02, 2022
 6 vs. Baltimore Ravens, Oct 03, 2021
 5 at Las Vegas Raiders, Jan 07, 2024
 ...4 more at 5.

Passes Defensed 3 vs. Las Vegas Raiders, Sep 10, 2023
 2 vs. Las Vegas Raiders, Oct 06, 2024
 2 at Chicago Bears, Oct 01, 2023
 2 at Las Vegas Raiders, Oct 02, 2022
 ...4 more at 2.

Tackles For Loss
Interceptions

1 vs. Philadelphia Eagles, Nov 14, 2021
 2 vs. Las Vegas Raiders, Oct 06, 2024
 2 vs. Los Angeles Chargers, Nov 28, 2021
 1 vs. New York Jets, Oct 08, 2023
 1 vs. Arizona Cardinals, Dec 18, 2022
 ...3 more at 1.

Interception Return Yards

100 vs. Las Vegas Raiders, Oct 06, 2024
 70 vs. Los Angeles Chargers, Nov 28, 2021






2023 GAME-BY-GAME REGULAR-SEASON STATISTICS (BRONCOS)

DATE	OPPONENT	P/S	TACKLES							INTERCEPTIONS				O. FUMB				ST				MISC			SCORE			
			TK	S	A	SK	YDS	TFL	YDS	QBH	NO	YDS	LG	TD	PD	FF	FR	TD	YDS	TK	S	A	FF	FR		S	A	W/L
09/10	Raiders	S	2	2	0	0	0	0	0	0	0	0	0	3	0	0	0	0	0	0	0	0	0	0	0	0	L	16-17
09/17	Commanders	S	3	3	0	0	0	0	0	0	0	0	0	0	0	0	0	0	0	0	0	0	0	0	0	L	33-35	
09/24	at Dolphins	S	5	4	1	0	0	0	0	0	0	0	0	0	0	0	0	0	0	0	0	0	0	0	0	L	20-70	
10/01	at Bears	S	3	3	0	0	0	0	0	0	0	0	0	2	0	0	0	0	0	0	0	0	0	0	0	W	31-28	
10/08	Jets	S	5	4	1	0	0	0	0	1	0	0	0	1	0	0	0	0	0	0	0	0	0	0	0	L	21-31	
10/12	at Chiefs	S	7	7	0	0	0	0	0	0	0	0	0	0	0	0	0	0	0	0	0	0	0	0	0	L	8-19	
10/22	Packers	S	2	2	0	0	0	0	0	0	0	0	0	1	0	0	0	0	0	0	0	0	0	0	0	W	19-17	
10/29	Chiefs	S	3	3	0	0	0	0	0	0	0	0	0	1	0	0	0	0	0	0	0	0	0	0	0	W	24-9	
11/13	at Bills	S	2	1	1	0	0	0	0	0	0	0	0	0	0	0	0	0	0	0	0	0	0	0	0	W	24-22	
11/19	Vikings	S	4	3	1	0	0	0	0	0	0	0	0	1	0	0	0	0	0	0	0	0	0	0	0	W	21-20	
11/26	Browns	S	4	2	2	0	0	0	0	0	0	0	0	0	0	0	0	0	0	0	0	0	0	0	0	W	29-12	
12/03	at Texans	S	5	4	1	0	0	0	0	0	0	0	0	1	0	0	0	0	0	0	0	0	0	0	0	L	17-22	
12/10	at Chargers	S	5	5	0	0	0	0	0	0	0	0	0	0	0	0	0	0	0	0	0	0	0	0	0	W	24-7	
12/16	at Lions	S	3	2	1	0	0	0	0	0	0	0	0	0	0	0	0	0	0	0	0	0	0	0	0	L	17-42	
12/24	Patriots	S	6	5	1	0	0	0	0	0	0	0	0	0	0	0	0	0	0	0	0	0	0	0	0	L	23-26	
12/31	Chargers	S	4	4	0	0	0	0	0	0	0	0	0	1	0	0	0	0	0	0	0	0	0	0	0	W	16-9	
01/07	at Raiders	S	6	5	1	0	0	0	0	0	0	0	0	1	0	0	0	0	0	0	0	0	0	0	0	L	14-27	
2023 TOTALS			17-17	69	59	10	0	0	0	0	1	0	0	12	0	0	0	0	0	0	0	0	0	0	0	0	8-9	

2024 GAME-BY-GAME REGULAR-SEASON STATISTICS (BRONCOS)

DATE	OPPONENT	P/S	TACKLES							INTERCEPTIONS				O. FUMB				ST				MISC			SCORE			
			TK	S	A	SK	YDS	TFL	YDS	QBH	NO	YDS	LG	TD	PD	FF	FR	TD	YDS	TK	S	A	FF	FR		S	A	W/L
09/08	at Seahawks	S	6	4	2	0	0	0	0	0	0	0	0	1	0	0	0	0	0	0	0	0	0	0	0	0	L	20-26
09/15	Steelers	S	1	0	1	0	0	0	0	0	0	0	0	0	0	0	0	0	0	0	0	0	0	0	0	L	6-13	
09/22	at Buccaneers	S	2	0	2	0	0	0	0	0	0	0	0	0	0	0	0	0	0	0	0	0	0	0	0	W	26-7	
09/29	at Jets	S	2	2	0	0	0	0	0	0	0	0	0	1	0	0	0	0	0	0	0	0	0	0	0	W	10-9	
10/06	Raiders	S	3	2	1	0	0	0	0	2	100	100	1	2	0	0	0	0	0	0	0	0	0	0	0	W	34-18	
10/13	Chargers	S	0	0	0	0	0	0	0	0	0	0	0	1	0	0	0	0	0	0	0	0	0	0	0	L	16-23	
2024 TOTALS			6-6	14	8	6	0	0	0	0	2	100	100	5	0	0	0	0	0	0	0	0	0	0	0	0	3-3	





14 WR



COURTLAND SUTTON

HEIGHT/WEIGHT: 6-4 / 216

COLLEGE: Southern Methodist

BIRTHDAY: Oct. 10, 1995

BORN: Brenham, Texas

NFL EXPERIENCE: 7th YR

BRONCOS EXPERIENCE: 7th YR

GP/GS: 87/73

ACQUIRED: D2-'18

AT A GLANCE

- A seventh-year Pro Bowl wide receiver who has appeared in 87 career regular-season games (73 starts) with Denver (2018-24), catching 319 passes for 4,536 yards (14.2 avg.) with 26 touchdowns to go with one two-point conversion and five rushes for 21 yards (4.2 avg.).
- Surpassed 4,000 receiving yards in his 76th career game, becoming the fifth-fastest Bronco to accomplish the feat.
- Became the first Bronco since 2014 to record at least 10 touchdown receptions in a season after totaling 59 catches for 772 yards (13.1 avg.) with 10 scores in 2023.
- Finished 2022 with 829 yards on 64 catches (13.0 avg.) with two receiving touchdowns after starting all 15 games played.
- Recorded 58 catches for 776 yards (13.4 avg.) with two touchdowns in 17 games played (16 starts) in 2021.
- Appeared in one game with the Broncos in 2020 before being placed on injured reserve on Sept. 21 with a season-ending knee injury.
- Registered the most receiving yards (1,816) and receiving touchdowns (10) in Broncos history through a player's first two seasons.
- Named to the Pro Bowl in 2019 after finishing with 72 catches for 1,112 yards (15.4 avg.) and six touchdowns, becoming just the third player in team annals to record a 1,000-yard receiving season by his second year.
- Totaled the fourth-most receiving yards (704) by a rookie in Broncos history in 2018.
- Started 37-of-39 games played at Southern Methodist University, catching 195 passes for 3,220 yards (16.5 avg.) with 31 touchdowns.
- Ended his collegiate career ranked second in school history in touchdowns (31), third in receiving yards (3,220) and sixth in receptions (195).
- Named to the Associated Press All-America second team and to the All-AAC first team as a redshirt junior in 2017, finishing with 68 catches for 1,085 yards (16.0 avg.) with 12 touchdowns.
- Selected by the Broncos in the second round (40th overall) of the 2018 NFL Draft.

SUTTON'S TROPHY CASE

Pro Bowl (1)

2019

2024: Sutton became the fifth-fastest Bronco in team history to reach 300 career receptions (82 games) in Week 1 at Sea. (9/8) after finishing the game with four receptions for 38 yards (9.5 avg.)... Caught seven passes for 68 yards (9.7 avg.) in the Week 3 win at T.B. and eclipsed former Broncos WR Rick Upchurch for the 12th-most receiving yards in team history... Caught three passes for 60 yards (20.0 avg.) with one touchdown in the 10-9 win at NYJ (9/29)... Caught his second touchdown pass of the season along with four receptions for 53 yards (13.3 avg.) vs. LAC (10/13).

2023: Sutton became the first Bronco since 2014 to record at least 10 touchdown receptions in a season after totaling 59 catches for 772 yards (13.1 avg.) with 10 scores... Caught four passes for 32 yards (8.0 avg.) with one touchdown in the season opener vs. L.V. (9/10)... Caught a team-high five passes for 66 yards (13.2 avg.) vs. Was. (9/17)... Had a team-high 91 yards on eight catches (11.4 avg.) with one touchdown at Mia. (9/24)... Caught a 13-yard touchdown pass from QB Russell Wilson and also made three catches for 27 yards to help the Broncos comeback from a 21-point deficit to win at Chi. (10/1)... Caught his fourth touchdown of the season after bringing in an 11-yard pass from Wilson in the fourth quarter while also making four catches for a team-high 46 yards (11.5 avg.) at K.C. (10/12)... Recorded his fifth touchdown catch of the season in the win vs. G.B. (10/22), finishing the contest with six catches for 76 yards (12.7 avg.) with one score... Tied his career high for receiving touchdowns in a season (6) after catching two passes for 29 yards (14.5 avg.) with one touchdown in the win vs. K.C. (10/29)... Eclipsed his previous career high after catching his seventh touchdown pass of the season vs. Buf. (11/13), finishing the game with eight receptions for 53 yards (6.6 avg.) with one score... Recorded a touchdown in five consecutive games after nabbing a game-winning pass from Wilson with 1:03 remaining in the win vs. Min. (11/19)... Sutton finished the game with a team-high 66 yards on four catches (16.5 avg.) with one score... Had a team-high 61 yards on three catches





(20.3 avg.) in the win vs. Cle. (11/26)... Recorded his ninth receiving score of the season after totaling a team-high 77 yards on two catches (38.5 avg.), including a 45-yard score, at Hou. (12/3)... Became the first Broncos player since WR Demaryius Thomas and TE Julius Thomas in 2014 to total double-digit touchdown catches in a single season after catching three passes for 62 yards with one score at LAC (12/10)... His 46-yard touchdown grab was the second-longest receiving score of his career at the time... Had a team-high five catches for 71 yards (14.2 avg.) at Det. (12/16).

2022: Sutton started all 15 games played, finishing with 829 yards on 64 catches (13.0 avg.) with two receiving touchdowns... Notched his fifth career 100-yard game vs. Hou. (9/18), tallying 122 yards on 7 receptions (17.4 avg.)... Totaled 97 yards on eight receptions (12.1 avg.) vs. S.F. (9/25)... Had five catches for 52 yards (10.4 avg.), including a touchdown grab, at L.V. (10/2)... Notched a team-high 74 yards on 5 catches (14.8 avg.) vs. Ind. (10/6)... Totaled 66 yards on six catches (11.0 avg.) at Ten. (11/13)... Tallied a team-high 80 yards on five receptions (16.0 avg.) vs. L.V. (11/20)... Totaled a team-high 75 yards on six catches (12.5 avg.) at Car. (11/27)... Recorded five receptions for 64 yards (12.8 avg.) at LAR (12/25)... Made three catches for 33 yards (11.0 avg.), including a 20-yard touchdown catch, vs. LAC (1/8).

2021: Sutton appeared in 17 games (16 starts), totaling 58 receptions for 776 yards (13.4 avg.) with two touchdowns... Posted one reception for 14 yards in the season opener at NYG (9/12)... Tallied third career 100-yard receiving effort, set career highs in receptions (9) and yards (159), nabbed the second-longest reception of his career (55 yds.) and tallied the most receiving yards by a Bronco since 2016 at Jac. (9/19)... Posted his second 100-yard receiving effort of the season, collected his first touchdown of 2021 (11th of career), and led the team in receptions (7) and yards (120) for a 17.1 avg. with one score at Pit. (10/10)... Recorded a touchdown in his second consecutive game and posted eight catches for 94 yards (11.8 avg.) with one touchdown vs. L.V. (10/17).

2020: Sutton appeared in one game with the Broncos before being placed on injured reserve on Sept. 21 with a season-ending knee injury (ACL tear)... Broke the 3,000 career receiving yards mark in his 54th career game at L.V. (10/2), totaling five receptions for 52 yards and a score in the game.

2019: Sutton became just the third player in franchise history to record a 1,000-yard receiving season by his second year, finishing with 72 catches for 1,112 yards (15.4 avg.) with 10 touchdowns in 16 games (14 starts)... Named to his first career Pro Bowl... Ranked third in the AFC and 10th in the NFL in yards per catch (15.4 avg.), while ending the season tied for second in the league with 16 big-play receptions (25+ yds.)... Registered his first-career 100-yard game at Oak. (9/9), recording a career-high seven receptions for a career-high 120 yards... Tallied five receptions for 87 yards (17.4 avg.) at G.B. (9/22)... Totaled 62 receiving yards and two touchdowns on six receptions (10.3 avg.) vs. Jac. (9/29)... Registered four receptions for 92 yards (23.0 avg.), including a 70-yard touchdown catch at LAC (10/6)... Made four catches for 76 yards (19.0 avg.) vs. Ten. (10/13)... Collected 87 yards on six receptions (14.5 avg.) vs. K.C. (10/17)... Recorded three receptions for 72 yards (24.0 avg.) at Ind. (10/27)... Led the Broncos with five receptions (56 yds.) and had a 21-yard touchdown catch in the first quarter vs. Cle. (11/3)... Recorded 113 yards on five receptions (22.6 avg.) with 10 rushing yards on two attempts (5.0 avg.) and a completed pass for 38 yards at Min. (11/17)... Posted four receptions for 74 yards (18.5 avg.) and two touchdowns vs. LAC (12/1)... Recorded five receptions for 34 yards (6.8 avg.) at Hou. (12/8)... Collected 79 yards on four receptions (19.8 avg.) at K.C. (12/15) to pass 1,000 receiving yards on the season.

2018: Selected by Denver in the second round (40th overall) of the 2018 NFL Draft, Sutton played all 16 games (9 starts), recording 42 receptions for 704 yards (16.8 avg.) with four touchdowns... Totaled the fourth most receiving yards (704) by a rookie in Broncos history... Caught two passes for 45 yards (22.5 avg.) in his NFL debut vs. Sea. (9/9)... Scored his first career touchdown on an 8-yard reception at NYJ (10/7)... Caught a 28-yard touchdown pass from WR Emmanuel Sanders at Ari. (10/18)... Recorded four receptions for 85 yards and scored on a 30-yard touchdown reception at Cin. (12/2)... Passed Ricky Nattiel for the fourth-most receiving yards by a rookie in team history after catching a six passes for 65 yards (10.8 avg.) with one touchdown at Oak. (12/24).

COLLEGE: Started 37-of-39 games played at SMU catching 195 passes for 3,220 yards (16.5 avg.) with 31 touchdowns... Ended his collegiate career ranked second in school history in touchdowns (31), third in receiving yards (3,220) and sixth in receptions (195)... Started all 13 games played and was named to the Associated Press' All-American second team and to the All-AAC first team as a redshirt junior... Opened all 12 games played as a redshirt sophomore and became the first SMU receiver to garner first-team all-conference honors in five seasons... Led the team in receptions (76), receiving yards (1,246) and receiving touchdowns (10)... Started all 12 games as a redshirt freshman, finishing the season with 49 catches for 862 yards (17.6 avg.) with nine touchdowns... Completed two passes for 75 yards (37.5 avg.)... Set the SMU freshman record for receiving yards with 862... Appeared in two games in 2014 and made two catches for 27 yards (13.5 avg.) before being granted a medical redshirt.

PERSONAL: Sutton attended Brenham (Texas) High School, where he was named all-district as a tight end and safety during his senior season... Helped his team to a 14-2 record and an appearance in the 4A State Championship Game... Averaged 15.2 points per game in basketball as a senior... Courtland Sutton was born on Oct. 10, 1995 in Brenham, Texas.

MOST REC. YARDS THROUGH FIRST TWO SEASON, TEAM HISTORY

Player	Years	Rec.	Yds.	TDs
Courtland Sutton	2018-19	114	1,816	10
Brandon Marshall	2006-07	122	1,634	9
Eddie Royal	2008-09	128	1,325	5
Ricky Nattiel	1987-88	77	1,204	3
Mark Jackson	1986-87	64	1,174	3





MOST REC. TOUCHDOWNS THROUGH FIRST TWO SEASON, TEAM HISTORY

Player	Years	Rec.	Yds.	TDs
Courtland Sutton	2018-19	114	1,816	10
Brandon Marshall	2006-07	122	1,634	9
Eric Decker	2010-11	50	718	9
Tony Scheffler	2006-07	67	835	9
Riley Odoms	1972-73	64	949	9

FEWEST GAMES TO 3,000 CAREER REC. YDS., BRONCOS HISTORY

Player	Games
Demaryius Thomas	46
Brandon Marshall	49
Courtland Sutton	54
Eric Decker	61
Vance Johnson	61

Transactions

Signed by Denver as a draft choice 5/10/18.

Courtland Sutton's NFL Regular Season Rushing/Receiving Statistics

DATE	TEAM	RECEIVING							RUSHING				
		GP	GS	NO.	YDS.	AVG.	LG	TD	NO.	YDS.	AVG.	LG	TD
2018	Broncos	16	9	42	704	16.8	42	4	1	-1	-1.0	-1	0
2019	Broncos	16	14	72	1,112	15.4	70t	6	3	17	5.7	9	0
2020	Broncos	1	1	3	66	22.0	45	0	0	0	0.0	0	0
2021	Broncos	17	16	58	776	13.4	55	2	0	0	0.0	0	0
2022	Broncos	15	15	64	829	13.0	51	2	1	5	5.0	5	0
2023	Broncos	16	14	59	772	13.1	46t	10	0	0	0.0	0	0
2024	Broncos	6	4	21	277	13.2	29	2	0	0	0.0	0	0
NFL TOTALS		87	73	319	4,536	14.2	70T	26	5	21	4.2	9	0

Courtland Sutton's NFL Regular Season Return Statistics

DATE	TEAM	KICKOFF RETURNS					PUNT RETURNS					
		RET.	YDS.	AVG.	LG	TD	NO.	FC	YDS.	AVG.	LG	TD
2018	Broncos	0	0	0.0	0	0	0	0	0	0.0	0	0
2019	Broncos	0	0	0.0	0	0	0	0	0	0.0	0	0
2020	Broncos	0	0	0.0	0	0	0	0	0	0.0	0	0
2021	Broncos	0	0	0.0	0	0	0	0	0	0.0	0	0
2022	Broncos	0	0	0.0	0	0	0	0	0	0.0	0	0
2023	Broncos	0	0	0.0	0	0	0	0	0	0.0	0	0
2024	Broncos	0	0	0.0	0	0	0	0	0	0.0	0	0
NFL TOTALS		0	0	0.0	0	0	0	0	0	0.0	0	0





SINGLE-GAME HIGHS: RUSHING/RECEIVING

Rush Attempts 2 at Minnesota Vikings, Nov 17, 2019
 1 vs. Houston Texans, Sep 18, 2022
 1 vs. Cleveland Browns, Nov 03, 2019
 1 at San Francisco 49ers, Dec 09, 2018

Rushing Yards 10 at Minnesota Vikings, Nov 17, 2019
 7 vs. Cleveland Browns, Nov 03, 2019
 5 vs. Houston Texans, Sep 18, 2022

Longest Runs 9 at Minnesota Vikings, Nov 17, 2019
 7 vs. Cleveland Browns, Nov 03, 2019
 5 vs. Houston Texans, Sep 18, 2022
 1 at Minnesota Vikings, Nov 17, 2019

Receptions 9 at Jacksonville Jaguars, Sep 19, 2021
 8 at Buffalo Bills, Nov 13, 2023
 8 at Miami Dolphins, Sep 24, 2023
 8 vs. San Francisco 49ers, Sep 25, 2022
 ...1 more at 8.

Receiving Yards 159 at Jacksonville Jaguars, Sep 19, 2021
 122 vs. Houston Texans, Sep 18, 2022
 120 at Pittsburgh Steelers, Oct 10, 2021
 120 at Oakland Raiders, Sep 09, 2019
 113 at Minnesota Vikings, Nov 17, 2019

Receiving Average 26.0 at Los Angeles Chargers, Nov 18, 2018
 26.0 at Kansas City Chiefs, Oct 28, 2018
 24.0 at Indianapolis Colts, Oct 27, 2019
 23.0 at Los Angeles Chargers, Oct 06, 2019
 22.6 at Minnesota Vikings, Nov 17, 2019

Longest Receptions 70t at Los Angeles Chargers, Oct 06, 2019
 55 at Jacksonville Jaguars, Sep 19, 2021
 52 at Green Bay Packers, Sep 22, 2019
 51 vs. Indianapolis Colts, Oct 06, 2022
 48 at Minnesota Vikings, Nov 17, 2019

Receiving TDs 2 vs. Los Angeles Chargers, Dec 01, 2019
 2 vs. Jacksonville Jaguars, Sep 29, 2019
 1 vs. Los Angeles Chargers, Oct 13, 2024
 1 at New York Jets, Sep 29, 2024
 ...20 more at 1.

All-Purpose Yards 159 at Jacksonville Jaguars, Sep 19, 2021
 127 vs. Houston Texans, Sep 18, 2022
 123 at Minnesota Vikings, Nov 17, 2019
 120 at Pittsburgh Steelers, Oct 10, 2021
 120 at Oakland Raiders, Sep 09, 2019

Special Teams Tackles 1 at Baltimore Ravens, Sep 23, 2018

Most TDs 2 vs. Los Angeles Chargers, Dec 01, 2019
 2 vs. Jacksonville Jaguars, Sep 29, 2019
 1 vs. Los Angeles Chargers, Oct 13, 2024
 1 at New York Jets, Sep 29, 2024
 ...20 more at 1.

Miscellaneous Tackles 1 at Kansas City Chiefs, Jan 01, 2023
 1 at Jacksonville Jaguars, Oct 30, 2022
 1 vs. Houston Texans, Sep 18, 2022
 ...4 more at 1.

Longest Own Fumble Return 2 vs. Oakland Raiders, Dec 29, 2019

100-YARD RECEIVING GAMES (5): REGULAR SEASON

DATE	TEAM	NO.	YDS.	AVG.	LG	TD
09/09/19	at Raiders	7	120	17.1	30	0
11/17/19	at Vikings	5	113	22.6	48	0
09/19/21	at Jaguars	9	159	17.7	55	0
10/10/21	at Steelers	7	120	17.1	39t	1
09/18/22	TEXANS	7	122	17.4	35	0






2023 GAME-BY-GAME REGULAR-SEASON STATISTICS (BRONCOS)

DATE	OPPONENT	P/S	RECEIVING					RUSHING					W/L	SCORE
			NO.	YDS.	AVG.	LG	TD	NO.	YDS.	AVG.	LG	TD		
09/10	Raiders	S	4	32	8.0	15	1	0	0	0.0	0	0	L	16-17
09/17	Commanders	S	5	66	13.2	21	0	0	0	0.0	0	0	L	33-35
09/24	at Dolphins	S	8	91	11.4	25	1	0	0	0.0	0	0	L	20-70
10/01	at Bears	S	3	27	9.0	13t	1	0	0	0.0	0	0	W	31-28
10/08	Jets	S	1	13	13.0	13	0	0	0	0.0	0	0	L	21-31
10/12	at Chiefs	S	4	46	11.5	21	1	0	0	0.0	0	0	L	8-19
10/22	Packers	S	6	76	12.7	33	1	0	0	0.0	0	0	W	19-17
10/29	Chiefs	S	2	29	14.5	23	1	0	0	0.0	0	0	W	24-9
11/13	at Bills	P	8	53	6.6	30	1	0	0	0.0	0	0	W	24-22
11/19	Vikings	S	4	66	16.5	33	1	0	0	0.0	0	0	W	21-20
11/26	Browns	P	3	61	20.3	31	0	0	0	0.0	0	0	W	29-12
12/03	at Texans	S	2	77	38.5	45t	1	0	0	0.0	0	0	L	17-22
12/10	at Chargers	S	3	62	20.7	46t	1	0	0	0.0	0	0	W	24-7
12/16	at Lions	S	5	71	14.2	23	0	0	0	0.0	0	0	L	17-42
12/24	Patriots	S	0	0	0.0	0	0	0	0	0.0	0	0	L	23-26
12/31	Chargers		ON INACTIVE LIST										W	16-9
01/07	at Raiders	S	1	2	2.0	2	0	0	0	0.0	0	0	L	14-27
2023 TOTALS		16-14	59	772	13.1	46T	10	0	0	0.0	0	0	0	8-9

2024 GAME-BY-GAME REGULAR-SEASON STATISTICS (BRONCOS)

DATE	OPPONENT	P/S	RECEIVING					RUSHING					W/L	SCORE
			NO.	YDS.	AVG.	LG	TD	NO.	YDS.	AVG.	LG	TD		
09/08	at Seahawks	P	4	38	9.5	17	0	0	0	0.0	0	0	L	20-26
09/15	Steelers	S	1	26	26.0	26	0	0	0	0.0	0	0	L	6-13
09/22	at Buccaneers	S	7	68	9.7	22	0	0	0	0.0	0	0	W	26-7
09/29	at Jets	P	3	60	20.0	29	1	0	0	0.0	0	0	W	10-9
10/06	Raiders	S	2	32	16.0	24	0	0	0	0.0	0	0	W	34-18
10/13	Chargers	S	4	53	13.3	20	1	0	0	0.0	0	0	L	16-23
2024 TOTALS		6-4	21	277	13.2	29	2	0	0	0.0	0	0	3-3	





92 OLB



DONDREA
TILLMAN

HEIGHT/WEIGHT: 6-4 / 247

COLLEGE: Indiana, Pa.

BIRTHDAY: Apr. 30, 1998

BORN: Serling, Va

NFL EXPERIENCE: R

BRONCOS EXPERIENCE: R

GP/GS: 4/0

ACQUIRED: FA-'24

AT A GLANCE

- A first-year outside linebacker who has appeared in four games for the Broncos, tallying five tackles and two sacks (18 yds.).
- Played three seasons with the Birmingham Stallions of the United States Football League and United Football League and totaled 92 tackles (51 solo) and 8.5 sacks (55 yds.) during his three years (2022-24) with the Stallions.
- Signed by Denver as a free agent on June 20, 2024.

2024: Tillman has appeared in four games for Denver, totaling five tackles (4 solo) and two sacks (18 yds.)... Made his NFL debut and recorded three tackles including two sacks (18 yds.) at T.B. (9/22)... Became the first Bronco since at least 1970 and the first NFL player since Lions LB James Houston (2022) to have at least 2.0 sacks in his NFL debut.

USFL/UFL: Tillman played three seasons with the Birmingham Stallions of the United States Football League and United Football League... Totaled 92 tackles (51 solo) and 8.5 sacks (55 yds.) during his three years (2022-24) with the Stallions.

COLLEGE: Tillman was a three-time All-PSAC West selection at Indiana University of Pennsylvania, where he appeared in 48 games (32 starts) during his four-year career with the Crimson Hawks (2016-19)... Over that span, he recorded 174 tackles (84 solo), 30 sacks (187 yds.), two interceptions (70 yds., 2 TDs), 10 passes defended, seven forced fumbles and three fumble recoveries... Earned first-team All-PSAC West in 2019 after starting all 12 games and totaling 41 tackles (19 solo), 7.5 sacks (57 yds.), one interception (51 yds., 1 TD), three passes defended, four forced fumbles and one fumble recovery... In 2018, was named first-team All-PSAC West after starting 11 games and recording career highs of 62 tackles (31 solo) and 12.5 sacks (84 yds.) along with two passes defended and two forced fumbles... Started 9-of-14 games played in 2017 and earned second-team All-PSAC West honors after producing 51 tackles (28 solo), 8.5 sacks (45 yds.), one interception (19 yds., 1 TD), a career-high five passes defended, one forced fumble and two fumble recoveries.

PERSONAL: Tillman prepped at Potomac Falls High School (Sterling, Va.), where he was a first team All-Virginia selection and was named 2025 Conference 14 Defensive Player of the Year... Also played basketball... Dondrea Tillman was born on April 30, 1998 in Sterling, Va.

Transactions

Signed by Denver on 6/20/24.

Dondrea Tillman's NFL Regular Season Defensive Statistics

DATE	TEAM	GP	GS	TACKLES						INTERCEPTIONS						O. FUMB				ST				MISC						
				TK	S	A	TFL	YDS	SK	YDS	QBH	NO	YDS	LG	TD	PD	FF	FR	TD	YDS	TK	S	A	FF	FR	S	A			
2024	Broncos	4	0	5	4	1	2	18	2.0	18.0	3	0	0	0	0	0	0	0	0	0	0	0	0	1	1	0	0	0	0	0
NFL TOTALS		4	0	5	4	1	2	18	2.0	18.0	3	0	0	0	0	0	0	0	0	0	0	0	0	1	1	0	0	0	0	0





SINGLE-GAME HIGHS: DEFENSIVE

Total Tackles 3 at Tampa Bay Buccaneers, Sep 22, 2024
 1 at New York Jets, Sep 29, 2024

Solo Tackles 3 at Tampa Bay Buccaneers, Sep 22, 2024
 1 at New York Jets, Sep 29, 2024


Sacks 2.0 at Tampa Bay Buccaneers, Sep 22, 2024

Tackles For Loss 2 at Tampa Bay Buccaneers, Sep 22, 2024
Special Teams Tackles 1 at New York Jets, Sep 29, 2024

2024 GAME-BY-GAME REGULAR-SEASON STATISTICS (BRONCOS)

DATE	OPPONENT	P/S	TACKLES							INTERCEPTIONS					O. FUMB				ST				MISC				SCORE						
			TK	S	A	SK	YDS	TFL	YDS	QBH	NO	YDS	LG	TD	PD	FF	FR	TD	YDS	TK	S	A	FF	FR	S	A		W/L					
09/08	at Seahawks									PRACTICE SQUAD													L	20-26									
09/15	Steelers									PRACTICE SQUAD													L	6-13									
09/22	at Buccaneers	P	3	3	0	2.0	18.0	2	18	3	0	0	0	0	0	0	0	0	0	0	0	0	0	0	0	0	0	0	0	0	0	W	26-7
09/29	at Jets	P	1	1	0	0.0	0.0	0	0	0	0	0	0	0	0	0	0	0	0	0	0	0	0	0	0	0	0	0	0	0	W	10-9	
10/06	Raiders	P	0	0	0	0.0	0.0	0	0	0	0	0	0	0	0	0	0	0	0	0	0	0	0	0	0	0	0	0	0	0	W	34-18	
10/13	Chargers	P	1	0	1	0.0	0.0	0	0	0	0	0	0	0	0	0	0	0	0	0	0	0	0	0	0	0	0	0	0	0	L	16-23	
2024 TOTALS		4-0	5	4	1	2.0	18.0	2	18	3	0	0	0	0	0	0	0	0	0	0	0	0	0	0	0	0	0	0	0	0	3-3		





82 TE



ADAM
TRAUTMAN

HEIGHT/WEIGHT: 6-5 / 253

COLLEGE: Dayton

BIRTHDAY: Feb. 5, 1997

BORN: Williamsburg, Mich.

NFL EXPERIENCE: 5th YR

BRONCOS EXPERIENCE: 2nd YR

GP/GS: 66/46

ACQUIRED: T (N.O.)-'23

AT A GLANCE

- A fifth-year tight end who has appeared in 66 regular-season games (46 starts) and two postseason games with New Orleans from 2020-22 and Denver from 2023-24, totaling 877 yards on 84 receptions (10.4 avg.) with seven touchdowns in the regular season.
- Played in all 17 games (12 starts) in 2023 with the Broncos, totaling 22 catches for 204 yards (9.3 avg.) with a career-high three touchdowns.
- Appeared in 15 games for the Saints (12 starts) in 2022, totaling 207 yards and one touchdown on 18 receptions (11.5 avg.).
- Started 10-of-13 games played in 2021, totaling career highs in receptions (27), receiving yards (263) while totaling two receiving touchdowns.
- Played in 15 games (6 starts) during his rookie year in 2020, totaling 15 catches for 171 yards (11.4 avg.) with one touchdown and one special-teams tackle.
- Enrolled at Dayton as a quarterback, but soon switched to tight end, where he totaled 178 receptions for 2,295 yards (12.9 avg.) with 31 touchdowns in 44 games (40 starts).
- Was named a team captain and first-team All-PFL, PFL Offensive Player of the Year and first-team All-American as a senior after leading the Flyers with 916 receiving yards on 70 catches (13.1 avg.) with a career-high 14 scores.
- His 70 receptions in a season broke an all-time school record and his 916 yards ranked second among tight ends in a single season at Dayton.
- Attended Elk Rapids (Mich.) High School, where he was named team captain twice, first-team All-Conference twice, All-County twice, All-Region once and Conference Player of the Year once.
- Selected by the Saints in the third round (105th overall) of the 2020 NFL Draft.
- Traded to Denver along with a seventh-round 2023 NFL Draft choice from New Orleans in exchange for a sixth-round 2023 NFL Draft pick on April 29, 2023.

2023: Trautman played in all 17 games (12 starts) with the Broncos, totaling 22 catches for 204 yards (9.3 avg.) with a career-high three touchdowns... Made his Broncos debut in the season opener vs. L.V. (9/10), catching a team-high five passes for 34 yards (6.8 avg.)... Produced his first touchdown as a Bronco after catching four passes for 26 yards (6.5 avg.) and bringing in a three-yard touchdown pass from QB Russell Wilson vs. NYJ (10/8)... Caught two passes for 33 yards in the win vs. Min. (11/19)... Caught his second touchdown pass of the season from Wilson during the win vs. Cle. (11/26)... Recorded a new career high for touchdown catches (3) in a single season after totaling two catches for 19 yards (9.5 avg.) with one score at LAC (12/10).

2022: Trautman appeared in 15 games for the Saints (12 starts), totaling 207 yards and one touchdown on 18 receptions (11.5 avg.)... Also appeared in 76 special-teams snaps, recovering one fumble... Made three catches for 37 yards (12.3 avg.) vs. Min. (10/2)... Posted his first receiving score of the season along with 32 yards on two receptions (16.0 avg.) vs. Sea. (10/9)... Recovered a special-teams fumble vs. Cin. (10/16)... Made three catches for 12 yards (4.0 avg.) vs. LAR (11/20)... Caught two passes for 28 yards (14.0 avg.) at T.B. (12/5).

2021: Trautman started 10-of-13 games played for New Orleans, totaling career highs in receptions (27), receiving yards (263) while also recording two receiving touchdowns... Produced three receptions for 18 yards (6.0 avg.) vs. G.B. (9/12)... Made two catches for 43 yards (21.5 avg.), including a season-high 32-yard catch, at Was. (10/10)... Recorded 36 yards on three catches (12.0 avg.) at Sea. (10/25)... Registered 47 yards on four receptions (11.8 avg.) vs. Atl. (11/7)... Nabbed a career-high five receptions for 32 yards (6.4 avg.) at Ten. (11/14)... Tied his career high of five catches and also set a career high with 58 receiving yards along with his first touchdown of the season at Phi. (11/21)... Caught an 18-yard pass for a touchdown in the final week of the season at Atl. (1/9).

2020: Trautman played in 15 games (6 starts) after being drafted in the third round (105th overall) of the 2020 NFL Draft by the Saints... Totaled 15 catches for 171 yards (11.4 avg.) with one touchdown and one special-teams tackle on 154 special-teams snaps... Made his NFL debut vs. T.B. (9/13)... Caught his first career pass for 17 yards at L.V. (9/21)... Started his first career game at Det. (10/4)... Caught three passes for 39 yards (13.0 avg.), including his first career NFL touchdown, and





made his first special-teams tackle at T.B. (11/8)... Made two catches for 45 yards (22.5 avg.) vs. Min. (12/25)... Appeared in his first postseason game vs. Chi. (1/10), catching one pass for four yards (4.0 avg.)... Also played in the Saints' NFC Divisional Game vs. T.B. (1/17).

COLLEGE: Trautman first enrolled at Dayton as a quarterback, but switched to tight end in 2016 and developed into one of the top offensive players in NCAA FCS... Appeared in 44 games, totaling 178 receptions for 2,295 yards (12.9 avg.) with 31 touchdowns... Was named a team captain and first-team All-PFL, PFL Offensive Player of the Year and first-team All-American as a senior after leading the team with 916 yards on 70 catches (13.1 avg.) with a career-high 14 scores... His 70 receptions in a season broke an all-time school record and his 916 yards ranked second among tight ends in a single season... Was named second-team All-PFL after starting all 11 games played, totaling 604 yards and nine touchdowns on 41 catches (14.7 avg.) as a junior in 2018... Led the team with 537 total yards in 11 games along with five receiving scores and was named second-team All-PFL during his sophomore year.

PERSONAL: Trautman attended Elk Rapids (Mich.) High School, where he was named team captain twice, first-team All-Conference twice, All-County twice, All-Region once and Conference Player of the Year... Holds single-season and career records for passing yards as well as single-season all-purpose yards and touchdown records... Also competed on the basketball team, where he served as team captain and was first-team All-Conference and All-County... Adam Trautman was born on Feb. 5, 1997, in Williamsburg, Mich.

Transactions

Signed by New Orleans as a draft choice 7/27/20; Traded to Denver 4/29/23; Re-signed by Denver 3/13/24.

Adam Trautman's NFL Regular Season Rushing/Receiving Statistics

DATE	TEAM	GP	GS	RECEIVING					RUSHING				
				NO.	YDS.	AVG.	LG	TD	NO.	YDS.	AVG.	LG	TD
2020	Saints	15	6	15	171	11.4	41	1	0	0	0.0	0	0
2021	Saints	13	10	27	263	9.7	32	2	0	0	0.0	0	0
2022	Saints	15	12	18	207	11.5	22t	1	0	0	0.0	0	0
2023	Broncos	17	12	22	204	9.3	24	3	0	0	0.0	0	0
2024	Broncos	6	6	2	32	16.0	19	0	0	0	0.0	0	0
NFL TOTALS		66	46	84	877	10.4	41	7	0	0	0.0	0	0

Adam Trautman's NFL Postseason Rushing/Receiving Statistics

DATE	TEAM	GP	GS	RECEIVING					RUSHING				
				NO.	YDS.	AVG.	LG	TD	NO.	YDS.	AVG.	LG	TD
2020	Saints	2	0	1	4	4.0	4	0	0	0	0.0	0	0
NFL TOTALS		2	0	1	4	4.0	4	0	0	0	0.0	0	0





SINGLE-GAME HIGHS: RUSHING/RECEIVING

<p>Receptions 5 vs. Las Vegas Raiders, Sep 10, 2023 5 at Philadelphia Eagles, Nov 21, 2021 5 at Tennessee Titans, Nov 14, 2021 4 vs. New York Jets, Oct 08, 2023 ...1 more at 4.</p> <p>Receiving Yards 58 at Philadelphia Eagles, Nov 21, 2021 47 vs. Atlanta Falcons, Nov 07, 2021 45 vs. Minnesota Vikings, Dec 25, 2020 43 at Washington Football Team, Oct 10, 2021 39 at Tampa Bay Buccaneers, Nov 08, 2020</p> <p>Receiving Average 13.0 at Tampa Bay Buccaneers, Nov 08, 2020 12.3 vs. Minnesota Vikings, Oct 02, 2022 12.0 at Seattle Seahawks, Oct 25, 2021 11.8 vs. Atlanta Falcons, Nov 07, 2021 11.6 at Philadelphia Eagles, Nov 21, 2021</p> <p>Longest Receptions 41 vs. Minnesota Vikings, Dec 25, 2020 32 at Washington Football Team, Oct 10, 2021 29 at Tampa Bay Buccaneers, Nov 08, 2020 25 vs. Atlanta Falcons, Nov 07, 2021 24 at Detroit Lions, Dec 16, 2023</p> <p>Receiving TDs 1 at Los Angeles Chargers, Dec 10, 2023 1 vs. Cleveland Browns, Nov 26, 2023 1 vs. New York Jets, Oct 08, 2023 ...4 more at 1.</p>	<p>All-Purpose Yards 58 at Philadelphia Eagles, Nov 21, 2021 47 vs. Atlanta Falcons, Nov 07, 2021 45 vs. Minnesota Vikings, Dec 25, 2020 43 at Washington Football Team, Oct 10, 2021 39 at Tampa Bay Buccaneers, Nov 08, 2020 1 at Tampa Bay Buccaneers, Nov 08, 2020</p> <p>Special Teams Tackles 1 at Los Angeles Chargers, Dec 10, 2023 1 vs. Cleveland Browns, Nov 26, 2023 1 vs. New York Jets, Oct 08, 2023 ...4 more at 1.</p> <p>Miscellaneous Tackles 1 at Philadelphia Eagles, Nov 21, 2021</p> <p>Longest Own Fumble Return 2 at Seattle Seahawks, Sep 08, 2024</p>
---	---

SINGLE-GAME HIGHS - POSTSEASON: RECEIVING

Receptions 1 vs. Chicago Bears, Jan 10, 2021	Longest Receptions 4 vs. Chicago Bears, Jan 10, 2021
Receiving Yards 4 vs. Chicago Bears, Jan 10, 2021	All-Purpose Yards 4 vs. Chicago Bears, Jan 10, 2021

2023 GAME-BY-GAME REGULAR-SEASON STATISTICS (BRONCOS)

DATE	OPPONENT	P/S	RECEIVING						RUSHING					W/L	SCO RE
			NO.	YDS.	AVG.	LG	TD	NO.	YDS.	AVG.	LG	TD			
09/10	Raiders	S	5	34	6.8	15	0	0	0	0.0	0	0	L	16-17	
09/17	Commanders	P	0	0	0.0	0	0	0	0	0.0	0	0	L	33-35	
09/24	at Dolphins	S	0	0	0.0	0	0	0	0	0.0	0	0	L	20-70	
10/01	at Bears	S	0	0	0.0	0	0	0	0	0.0	0	0	W	31-28	
10/08	Jets	P	4	26	6.5	12	1	0	0	0.0	0	0	L	21-31	
10/12	at Chiefs	S	1	4	4.0	4	0	0	0	0.0	0	0	L	8-19	
10/22	Packers	S	1	5	5.0	5	0	0	0	0.0	0	0	W	19-17	
10/29	Chiefs	S	0	0	0.0	0	0	0	0	0.0	0	0	W	24-9	
11/13	at Bills	S	2	15	7.5	9	0	0	0	0.0	0	0	W	24-22	
11/19	Vikings	S	2	33	16.5	19	0	0	0	0.0	0	0	W	21-20	
11/26	Browns	P	1	8	8.0	8t	1	0	0	0.0	0	0	W	29-12	
12/03	at Texans	P	1	6	6.0	6	0	0	0	0.0	0	0	L	17-22	
12/10	at Chargers	S	2	19	9.5	10t	1	0	0	0.0	0	0	W	24-7	
12/16	at Lions	S	1	24	24.0	24	0	0	0	0.0	0	0	L	17-42	
12/24	Patriots	S	0	0	0.0	0	0	0	0	0.0	0	0	L	23-26	
12/31	Chargers	S	1	9	9.0	9	0	0	0	0.0	0	0	W	16-9	
01/07	at Raiders	P	1	21	21.0	21	0	0	0	0.0	0	0	L	14-27	
2023 TOTALS		17-12	22	204	9.3	24	3	0	0	0.0	0	0	8-9		





2024 GAME-BY-GAME REGULAR-SEASON STATISTICS (BRONCOS)

DATE	OPPONENT	P/S	RECEIVING					RUSHING					W/L	SCORE
			NO.	YDS.	AVG.	LG	TD	NO.	YDS.	AVG.	LG	TD		
09/08	at Seahawks	S	0	0	0.0	0	0	0	0	0.0	0	0	L	20-26
09/15	Steelers	S	0	0	0.0	0	0	0	0	0.0	0	0	L	6-13
09/22	at Buccaneers	S	1	13	13.0	13	0	0	0	0.0	0	0	W	26-7
09/29	at Jets	S	0	0	0.0	0	0	0	0	0.0	0	0	W	10-9
10/06	Raiders	S	1	19	19.0	19	0	0	0	0.0	0	0	W	34-18
10/13	Chargers	S	0	0	0.0	0	0	0	0	0.0	0	0	L	16-23
2024 TOTALS		6-6	2	32	16.0	19	0	0	0	0.0	0	0	3-3	

2020 GAME-BY-GAME POSTSEASON STATISTICS (SAINTS)

DATE	OPPONENT	P/S	RECEIVING					RUSHING					W/L	SCORE
			NO.	YDS.	AVG.	LG	TD	NO.	YDS.	AVG.	LG	TD		
01/10	Bears	P	1	4	4.0	4	0	0	0	0.0	0	0	W	21-9
01/17	Buccaneers	P	0	0	0.0	0	0	0	0	0.0	0	0	L	20-30
2020 TOTALS		2-0	1	4	4.0	4	0	0	0	0.0	0	0	1-1	





96 DL



EYIOMA
UWAZURIKE

HEIGHT/WEIGHT: 6-6 / 320

COLLEGE: Iowa State

BIRTHDAY: May. 6, 1998

BORN: Detroit, Mich.

NFL EXPERIENCE: 2nd YR

BRONCOS EXPERIENCE: 2nd YR

GP/GS: 9/0

ACQUIRED: D4b-'22

AT A GLANCE

- A second-year defensive lineman who has appeared in nine games with the Broncos (2022, '24), tallying 21 tackles (11 solo), one pass defended and a blocked field goal attempt.
- Recorded 144 tackles (70 solo), 15 sacks (104 yds.), three passes defended, two fumble recoveries and two blocked kicks during his five collegiate seasons (2017-21) at Iowa State University.
- Earned first-team All-Big 12 (2021), second-team Academic All-Big 12 (2021) and honorable mention All-Big 12 (2019-20) accolades during his collegiate career.
- Started all 13 games played in 2021, posting 42 tackles (16 solo), nine sacks (74 yds.), one pass defended and one blocked kick.
- Tallied 27 tackles (16 solo), three sacks (18 yds.), one pass defended and one blocked kick while starting all 12 games played in 2020.
- Opened all 13 games played in 2019, recording 32 tackles (19 solo), 1.5 sacks (8 yds.), one pass defended and two fumble recoveries (1 TD).
- Started 8-of-9 games played in 2018, collecting 27 tackles (12 solo) and one sack (1 yd.).
- Appeared in 13 games during his redshirt freshman season in 2017, totaling 16 tackles (7 solo) and one half sack (3 yds.).
- Prepped at Southfield-Lathrup High School in Lathrup Village, Mich., where he was a two-time team defensive MVP, a Detroit Free Press first-team All-North honoree and an Oakland Athletic Association All-Association selection during his tenure.
- Selected by the Broncos in the fourth round (116th overall) of the 2022 NFL Draft.

2024: Uwazurike has appeared in one game for Denver... Made his season debut and recorded four solo tackles vs. LAC (10/13).

2023: Uwazurike spent the entire season on the reserve/suspended list.

2022: Uwazurike appeared in eight games after being selected by the Broncos in the fourth round (116th overall) of the 2022 NFL Draft, tallying 17 tackles (11 solo), one pass defended and a blocked field goal attempt... Made his first NFL tackles after posting 3 assisted tackles at L.V. (10/2)... Tallied a career-high five tackles (4 solo) at Car. (11/27)... Recorded his first pass defended along with two tackles (1 solo) vs. Ari. (12/18)... Blocked a field goal attempt by Chiefs K Harrison Butker at the end of the first half at K.C. (1/1)... Made four tackles (3 solo) vs. LAC (1/8).

COLLEGE: Uwazurike recorded 144 tackles (70 solo), 15 sacks (104 yds.), three passes defended, two fumble recoveries and two blocked kicks during his five collegiate seasons (2017-21) at Iowa State University... Started all 13 games played during his final collegiate season at Iowa State University, earning first-team All-Big 12 accolades after posting 42 tackles (16 solo), nine sacks (74 yds.), one pass defended and one blocked kick... Ranked fourth in the Big 12 and 30th nationally in sacks (9)... Was an honorable mention All-Big 12 selection for the second consecutive season after starting all 12 games played in 2020, totaling 27 tackles (16 solo), three sacks (18 yds.), one pass defended and one blocked kick... Started all 13 games played in 2019, nabbing 32 tackles (19 solo), 1.5 sacks (8 yds.), one pass defended and two fumble recoveries... Named honorable mention All-Big 12 following the season... Led the team and ranked fifth in the Big 12 in fumble recoveries (2).

PERSONAL: Uwazurike attended Southfield-Lathrup High School in Lathrup Village, Mich., where he was named a Detroit Free Press first-team All-North honoree and an Oakland Athletic Association All-Association selection in 2015... Was a two-time team defensive MVP... Tallied 50 tackles, 12 TFL and six sacks as a senior... Majored in communication studies at Iowa State... Eyioma Uwazurike (pronounced: EN-yo-MAH OO-waz-zur-EE-kay) was born on May 6, 1998, in Detroit.





Transactions

Signed by Denver as a draft choice 6/23/22.

Eyioma Uwazurike's NFL Regular Season Defensive Statistics

DATE	TEAM	GP	GS	TACKLES							INTERCEPTIONS					O. FUMB				ST				MISC				
				TK	S	A	TFL	YDS	SK	YDS	QBH	NO	YDS	LG	TD	PD	FF	FR	TD	YDS	TK	S	A	FF	FR	S	A	
2022	Broncos	8	0	17	11	6	0	0	0.0	0.0	2	0	0	0	0	1	0	0	0	0	0	0	0	0	0	0	0	0
2023	Broncos	0	0	0	0	0	0	0	0.0	0.0	0	0	0	0	0	0	0	0	0	0	0	0	0	0	0	0	0	
2024	Broncos	1	0	4	0	4	0	0	0.0	0.0	0	0	0	0	0	0	0	0	0	0	0	0	0	0	0	0	0	
NFL TOTALS		9	0	21	11	10	0	0	0.0	0.0	2	0	0	0	0	1	0	0	0	0	0	0	0	0	0	0	0	

SINGLE-GAME HIGHS: DEFENSIVE

- Total Tackles** 5 at Carolina Panthers, Nov 27, 2022
- 4 vs. Los Angeles Chargers, Oct 13, 2024
- 4 vs. Los Angeles Chargers, Jan 08, 2023
- 3 vs. Indianapolis Colts, Oct 06, 2022
- 2 at Los Angeles Rams, Dec 25, 2022
- ...1 more at 2.

2023 GAME-BY-GAME REGULAR-SEASON STATISTICS (BRONCOS)

DATE	OPPONENT	P/S	TACKLES							INTERCEPTIONS					O. FUMB				ST				MISC		SCO RE			
			TK	S	A	SK	YDS	TFL	YDS	QBH	NO	YDS	LG	TD	PD	FF	FR	TD	YDS	TK	S	A	FF	FR		S	A	W/L
09/10	Raiders																									L	16-17	
09/17	Commanders																									L	33-35	
09/24	at Dolphins																									L	20-70	
10/01	at Bears																									W	31-28	
10/08	Jets																									L	21-31	
10/12	at Chiefs																									L	8-19	
10/22	Packers																									W	19-17	
10/29	Chiefs																									W	24-9	
11/13	at Bills																									W	24-22	
11/19	Vikings																									W	21-20	
11/26	Browns																									W	29-12	
12/03	at Texans																									L	17-22	
12/10	at Chargers																									W	24-7	
12/16	at Lions																									L	17-42	
12/24	Patriots																									L	23-26	
12/31	Chargers																									W	16-9	
01/07	at Raiders																									L	14-27	
2023 TOTALS			0	0	0	0	0	0	0	0	0	0	0	0	0	0	0	0	0	0	0	0	0	0	0	0	0	8-9






2024 GAME-BY-GAME REGULAR-SEASON STATISTICS (BRONCOS)

DATE	OPPONENT	P/S	TACKLES						INTERCEPTIONS					O. FUMB				ST				MISC			SCORE		
			TK	S	A	SK	YDS	TFL	YDS	QBH	NO	YDS	LG	TD	PD	FF	FR	TD	YDS	TK	S	A	FF	FR		S	A
09/08	at Seahawks									ON INACTIVE LIST																L	20-26
09/15	Steelers									ON INACTIVE LIST																L	6-13
09/22	at Buccaneers									ON INACTIVE LIST																W	26-7
09/29	at Jets									ON INACTIVE LIST																W	10-9
10/06	Raiders									ON INACTIVE LIST																W	34-18
10/13	Chargers	P	4	0	4	0.0	0.0	0	0	0	0	0	0	0	0	0	0	0	0	0	0	0	0	0	0	L	16-23
2024 TOTALS		1-0	4	0	4	0.0	0.0	0	0	0	0	0	0	0	0	0	0	0	0	0	0	0	0	0	0	3-3	





17 WR



DEVAUGHN
VELE

HEIGHT/WEIGHT: 6-5 / 210

COLLEGE: Utah

BIRTHDAY: Dec. 12, 1997

BORN: San Diego

NFL EXPERIENCE: R

BRONCOS EXPERIENCE: R

GP/GS: 2/1

ACQUIRED: D7a-'24

AT A GLANCE

- A rookie wide receiver who has appeared in two games with Denver (2024), recording 12 receptions for 117 yards (9.8 avg.). Appeared in 47 games (28 starts) over five seasons at the University of Utah (2019-23), recording 123 catches for 1,689 yards (13.7 avg.) with nine touchdowns.
- Also returned 27 punts for 273 yards (10.1 avg.) and one kickoff for 21 yards at Utah.
- Led the Utes with 43 receptions for 593 yards (13.8 avg.) with three touchdowns in 2023 in 10 games (9 starts).
- Was named Pac-12 All-Conference honorable mention in 2022 after starting 12-of-14 games played at Utah and ranking second on the team in receptions (55) and receiving yards (695) with five touchdowns.
- Joined the Utes originally as a walk-on in 2019 before earning a scholarship in 2020.
- Prepped at Rancho Bernardo High School in San Diego, winning the 2015 CIF Division III-A state title.
- Selected by the Broncos in the seventh round (235th overall) of the 2024 NFL Draft.

2024: Vele made his NFL debut in Week 1 at Sea. (9/8), catching eight passes for 39 yards (4.9 avg.)... His eight receptions in were tied for the second-most by a Bronco making his NFL debut, behind only former Broncos WR Eddie Royal (9) in 2008 (at Oak., 9/8)... Caught a team-high-tying four passes for 78 yards (19.5 avg.) vs. LAC (10/13).

COLLEGE: Vele appeared in 47 games (28 starts) over five seasons at the University of Utah (2019-23), recording 123 catches for 1,689 yards (13.7 avg.) with nine touchdowns... Started 9-of-10 games played, recording a team-high 43 receptions for 593 yards (13.8 avg.) with three touchdowns... Also added one kick return for 21 yards and completed 1-of-3 pass attempts for six yards... Recorded a career-high 145 receiving yards on five catches, including a career-long 68-yard reception, at Washington (11/11)... Was named Pac-12 All-Conference honorable mention after starting 12-of-14 games played, ranking second on the team in receptions (55) and receiving yards (695) along with five touchdowns... Also returned 26 punts for 246 yards (9.5 avg.)... Made at least three receptions in 10 of Utah's 14 games... Notched the first 100-yard performance of his career after recording five receptions for 100 yards vs. Penn State in the Rose Bowl Game (1/2).. Appeared in all 14 games, making seven starts... Totaled two special teams tackles... Recorded 23 catches for 289 yards with one touchdown... Recorded two receptions for 33 yards vs. Ohio State in the Rose Bowl Game (1/1)... Earned a scholarship in 2020 and played in all five games during the COVID-19 shortened season... Recorded two catches for 12 yards... Joined the Utes as a walk-on before redshirting the 2019 season... Appeared in four games and made his first career start vs. Colorado (11/30) in the regular-season finale... Recorded one special teams tackle.

PERSONAL: Vele attended Rancho Bernardo High School in San Diego, where he was named 2015 Cal-Hi Sports All-State All-Academic first team... Recorded 52 receptions for 980 yards with 11 touchdowns as a senior in 2016... Helped lead Rancho Bernardo to the 2015 CIF Division III-A state title after recording 126 yards with two touchdowns and one interception in the state title game... Devaughn Vele was born on Dec. 12, 1997, in San Diego.

Transactions

Signed by Denver as a draft pick 5/10/24.





Devaughn Vele's NFL Regular Season Rushing/Receiving Statistics

DATE	TEAM	GP	GS	RECEIVING					RUSHING				
				NO.	YDS.	AVG.	LG	TD	NO.	YDS.	AVG.	LG	TD
2024	Broncos	2	1	12	117	9.8	37	0	0	0	0.0	0	0
NFL TOTALS		2	1	12	117	9.8	37	0	0	0	0.0	0	0

Devaughn Vele's NFL Regular Season Return Statistics

DATE	TEAM	KICKOFF RETURNS					PUNT RETURNS					
		RET.	YDS.	AVG.	LG	TD	NO.	FC	YDS.	AVG.	LG	TD
2024	Broncos	0	0	0.0	0	0	0	0	0	0.0	0	0
NFL TOTALS		0	0	0.0	0	0	0	0	0	0.0	0	0


SINGLE-GAME HIGHS: RECEIVING

- Receptions** 8 at Seattle Seahawks, Sep 08, 2024
- Receiving Yards** 78 vs. Los Angeles Chargers, Oct 13, 2024
- Receiving Average** 19.5 vs. Los Angeles Chargers, Oct 13, 2024
- Longest Receptions** 37 vs. Los Angeles Chargers, Oct 13, 2024
- 20 vs. Los Angeles Chargers, Oct 13, 2024
- 17 vs. Los Angeles Chargers, Oct 13, 2024
- 9 at Seattle Seahawks, Sep 08, 2024
- 7 at Seattle Seahawks, Sep 08, 2024
- All-Purpose Yards** 78 vs. Los Angeles Chargers, Oct 13, 2024
- 39 at Seattle Seahawks, Sep 08, 2024
- Scrimmage Yards** 78 vs. Los Angeles Chargers, Oct 13, 2024
- 39 at Seattle Seahawks, Sep 08, 2024

2024 GAME-BY-GAME REGULAR-SEASON STATISTICS (BRONCOS)

DATE	OPPONENT	P/S	RECEIVING					RUSHING					W/L	SCORE
			NO.	YDS.	AVG.	LG	TD	NO.	YDS.	AVG.	LG	TD		
09/08	at Seahawks	P	8	39	4.9	9	0	0	0	0.0	0	0	L	20-26
09/15	Steelers												L	6-13
09/22	at Buccaneers												W	26-7
09/29	at Jets												W	10-9
10/06	Raiders												W	34-18
10/13	Chargers	S	4	78	19.5	37	0	0	0	0.0	0	0	L	16-23
2024 TOTALS		2-1	12	117	9.8	37	0	0	0	0.0	0	0	3-3	





39 CB



LEVI WALLACE

HEIGHT/WEIGHT: 6-0 / 179

COLLEGE: Alabama

BIRTHDAY: Jun. 12, 1995

BORN: Tucson, Ariz.

NFL EXPERIENCE: 7th YR

BRONCOS EXPERIENCE: 1st YR

GP/GS: 89/70

ACQUIRED: UFA (Pit.)-'24

AT A GLANCE

- 👉 A seventh-year cornerback from the University of Alabama who has appeared in 89 career regular-season games (70 starts) and six postseason contests (5 starts) with Buffalo (2018-21), Pittsburgh (2022-23) and Denver (2024).
- 👉 Recorded 310 tackles (239 solo), 12 interceptions (37 yds.), 55 passes defended and one fumble recovery in the regular season.
- 👉 Notched 24 tackles (16 solo), one sack (11 yds.), one interception, one pass defended and one forced fumble in six postseason games.
- 👉 Has totaled the fourth-most interceptions (12) and fifth-most passes defended (54) among all undrafted players since 2018.
- 👉 Started the third-most games (70) among all undrafted cornerbacks in his first six career seasons since 1970.
- 👉 Tallied 38 tackles (32 solo), two interceptions and 11 passes defended in 16 games (9 starts) in 2023 with Pittsburgh.
- 👉 In 2022, played in 15 games (9 starts) in his first season in Pittsburgh and totaled career highs with four interceptions (6 yds.) and 13 passes defended along with 48 tackles (33 solo).
- 👉 Recovered his first career fumble in addition to recording 58 tackles (47 solo), two interceptions (29 yds.) and 10 passes defended in 17 starts in 2021.
- 👉 Started 12 games in 2020 and produced 48 tackles (34 solo), two interceptions and eight passes defended.
- 👉 In 2019, totaled a career-high 76 tackles (66 solo), two interceptions (2 yds.) and nine passes defended in 16 starts.
- 👉 Originally walked on at the University of Alabama (2014-17) and totaled 59 tackles (38 solo), two sacks (18 yds.), three interceptions (66 yds, 1 TD) and 20 passes defended in 25 games (13 starts).
- 👉 Signed by the Broncos as an unrestricted free agent (Pittsburgh) on April 22, 2024.
- 👉 Entered the NFL with Buffalo as a college free agent on May 11, 2018.

2024: Wallace has appeared in six games for Denver, recording five tackles (3 solo) and one pass defended... Made his Broncos debut at Sea. (9/8)... Recorded one solo tackle and one pass defended vs. LAC (10/13).

2023: Wallace tallied 38 tackles (32 solo), two interceptions and 11 passes defended in 16 games (9 starts)... Made five solo tackles vs. Cle. (9/18)... Recorded his first career multi-interception game after totaling two picks, a career-high four passes defended and six tackles (4 solo) at L.V. (9/24)... Broke up two passes and made four solo tackles at Hou. (10/1)... Tallied two passes defended vs. Ten. (11/2)... Registered five solo tackles vs. Cin. (12/23)... Assisted on one tackle in the AFC Wild Card Round at Buf. (1/15).

2022: Wallace played in 15 games (9 starts) during his first season in Pittsburgh, totaling career highs with four interceptions (6 yds.) and 13 passes defended along with 48 tackles (33 solo)... Broke up two passes—including one interception—and made three tackles (2 solo) at Buf. (10/9)... Intercepted one pass and recorded three passes defended in addition to making five solo tackles vs. N.O. (11/13)... Tallied four tackles (3 solo), two passes defended and intercepted one pass (3 yds.) for the second consecutive game vs. Cin. (11/20)... Produced five tackles (3 solo) and two passes defended at Ind. (11/28)... Totalled six tackles (3 solo) at Atl. (12/4)... Assisted on one tackle and intercepted one pass (3 yds.) vs. Cle. (1/8).

2021: Wallace recovered his first career fumble in addition to recording 58 tackles (47 solo), two interceptions (29 yds.) and 10 passes defended in 17 starts... Also registered 11 tackles (8 solo), one interception and one pass defended in two starts in the postseason... Intercepted one pass and returned it for 14 yards while also defending two passes and making two solo tackles at Mia. (9/19)... Made six tackles (5 solo) at K.C. (10/10)... Broke up one pass and recorded five solo tackles vs. Mia. (10/31)... Recovered one fumble, broke up one pass and made seven tackles (6 solo) at Jac. (11/7)... Made two solo tackles and intercepted one pass (15 yds.) at NYJ (11/14)... Produced four solo tackles and one pass defended vs. Car. (12/19)... Broke up one pass and made five tackles (3 solo) vs. Atl. (1/2)... Tallied five tackles (4 solo) and intercepted his first career pass in the postseason in a win in the AFC Wild Card Round vs. N.E. (1/15)... Totalled six tackles (4 solo)—including one tackle for loss—in the AFC Divisional Round at K.C. (1/23).

2020: Wallace started 12 games and produced 48 tackles (34 solo), two interceptions and eight passes defended... Also started all three playoff games, totaling 12 tackles (8 solo), one sack (11 yds.) and one forced fumble... Set a career-high 10 tackles (7 solo) and also broke up one pass at Mia. (9/20)... Intercepted one pass and made nine tackles (6 solo) vs. LAR





(9/27)... Totaled seven tackles (3 solo) vs. LAC (11/29)... Tied his career high with 10 tackles (7 solo) at S.F. (12/7)... Intercepted his second pass of the season and also totaled three passes defended vs. Pit. (12/13)... Started his first career postseason game in the AFC Wild Card Round vs. Ind. (1/9), racking up three solo tackles and forced one fumble... Recorded his first career sack of 11 yards along with six tackles (3 solo) in the AFC Divisional Round vs. Bal. (1/16)... Made three tackles (2 solo) in the AFC Championship Game at K.C. (1/24).

2019: Wallace totaled a career-high 76 tackles (66 solo), two interceptions (2 yds.) and nine passes defended in 16 starts... Tallied two passes defended and five tackles (4 solo) in the season opener at NYJ (9/8)... Set a season-high eight solo tackles along with one pass defended at NYG (9/15)... Broke up one pass and made six tackles (4 solo) vs. N.E. (9/29)... Made seven solo tackles and broke up one pass vs. Mia. (10/20)... Tied his season-high eight tackles (7 solo) at Cle. (11/10)... Totaled six tackles (5 solo) and one pass defended at Dal. (11/28)... Recorded his first career interception along with one pass defended and six tackles (5 solo) at Pit. (12/15)... Made his second career interception (2 yds.) and also totaled two solo tackles vs. NYJ (12/29).

2018: Wallace appeared in the final seven games of the season after signing with Buffalo as a college free agent... Competed on the Bills' practice squad the first nine games of the season... Finished the season with 37 tackles (24 solo) and three passes defended... Made his NFL debut and first career start at NYJ (11/11), assisting on one tackle and breaking up one pass... Tallied five tackles (4 solo) vs. Jac. (11/25)... Registered one pass defended and six tackles (5 solo) vs. NYJ (12/9)... Made six tackles (3 solo)—including one tackle for loss—vs. Det. (12/16)... Recorded a season-high eight tackles (4 solo) at N.E. (12/23)... Broke up one pass and made seven tackles (6 solo) vs. Mia. (12/30).

COLLEGE: Wallace originally walked on at the University of Alabama and played in Tuscaloosa for four seasons (2014-17)... Totaled 59 tackles (38 solo), two sacks (18 yds.), three interceptions (66 yds., 1 TD) and 20 passes defended in 25 games (13 starts) with the Crimson Tide... Was named second-team All-SEC by the Associated Press in 2017 after totaling 48 tackles (31 solo), 4.5 tackles for loss (22yds.), two sacks (18 yds.), three interceptions (66 yds., 1 TD) and 18 passes defended in 14 games (13 starts)... Appeared in 11 contests in 2016, producing 11 tackles (7 solo) and two passes defended.

PERSONAL: Wallace played wide receiver and defensive back at Tucson (Ariz.) High School... Also competed in track and field... Levi Wallace was born June 12, 1995 in Tucson, Ariz.

Transactions

Signed by Buffalo as a college free agent 5/11/18; Waived by Buffalo 9/1/18; Signed by Buffalo (practice squad) 9/2/18; Signed by Buffalo (active roster) 11/6/18; Re-Signed by Buffalo 4/2/20; Re-signed by Buffalo 3/26/21; Signed by Pittsburgh 3/17/22; Signed by Denver 4/22/24.

REGULAR SEASON COMPARISON: DEFENSIVE - NEW ORLEANS SAINTS

DATE	OPP	W/L	GP/GS	TACKLES								MISC				
				TOT	SOLO	ASST	SACK	YDS.	INT	TFL	PD	QBH	TD	FF	FR	
11/25/21	BUF @ NO	W	S	3	1	2	0.0	0.0	0	0	0	0	0	0	0	0
11/13/22	PIT vs. NO	W	S	5	5	0	0.0	0.0	1	0	3	0	0	0	0	0
TOTALS		2/0	2/2	8	6	2	0.0	0.0	1	0	3	0	0	0	0	0

Levi Wallace's NFL Regular Season Defensive Statistics

DATE	TEAM	GP	GS	TACKLES							INTERCEPTIONS					O. FUMB				ST				MISC					
				TK	S	A	TFL	YDS	SK	YDS	QBH	NO	YDS	LG	TD	PD	FF	FR	TD	YDS	TK	S	A	FF	FR	S	A		
2018	Bills	7	7	37	24	13	1	1	0.0	0.0	1	0	0	0	0	3	0	0	0	0	0	0	0	0	0	0	0	0	0
2019	Bills	16	16	76	66	10	4	4	0.0	0.0	0	2	2	2	0	9	0	0	0	0	0	0	0	0	0	0	0	0	0
2020	Bills	12	12	48	34	14	1	2	0.0	0.0	1	2	0	0	0	8	0	0	0	0	0	0	0	0	0	0	0	0	0
2021	Bills	17	17	58	47	11	1	4	0.0	0.0	0	2	29	15	0	10	0	1	0	0	0	0	0	0	0	0	0	0	0
2022	Steelers	15	9	48	33	15	0	0	0.0	0.0	0	4	6	3	0	13	0	0	0	0	0	0	0	0	0	0	0	0	0
2023	Steelers	16	9	38	32	6	0	0	0.0	0.0	0	2	0	0	0	11	0	0	0	0	0	0	0	0	0	0	0	0	0
2024	Broncos	6	0	5	3	2	0	0	0.0	0.0	0	0	0	0	0	1	0	0	0	0	0	0	0	0	0	0	0	0	0
NFL TOTALS		89	70	310	239	71	7	11	0.0	0.0	2	12	37	15	0	55	0	1	0	0	0	0	0	0	0	0	0	0	0





Levi Wallace's NFL Postseason Defensive Statistics

DATE	TEAM	GP	GS	TACKLES								INTERCEPTIONS					O. FUMB				ST				MISC						
				TK	S	A	TFL	YDS	SK	YDS	QBH	NO	YDS	LG	TD	PD	FF	FR	TD	YDS	TK	S	A	FF	FR	S	A				
2019	Bills	0	0	0	0	0	0	0	0	0.0	0.0	0	0	0	0	0	0	0	0	0	0	0	0	0	0	0	0	0	0	0	0
2020	Bills	3	3	12	8	4	2	11	1.0	11.0	1	0	0	0	0	0	1	0	0	0	0	0	0	0	0	0	0	0	0	0	0
2021	Bills	2	2	11	8	3	1	2	0.0	0.0	0	1	0	0	0	1	0	0	0	0	0	0	0	0	0	0	0	0	0	0	0
2023	Steelers	1	0	1	0	1	0	0	0.0	0.0	0	0	0	0	0	0	0	0	0	0	0	0	0	0	0	0	0	0	0	0	0
NFL TOTALS		6	5	24	16	8	3	13	1.0	11.0	1	1	0	0	0	1	1	0	0	0	0	0	0	0	0	0	0	0	0	0	0

SINGLE-GAME HIGHS: DEFENSIVE

Total Tackles 10 at San Francisco 49ers, Dec 07, 2020
 10 at Miami Dolphins, Sep 20, 2020
 9 vs. Los Angeles Rams, Sep 27, 2020
 8 at Cleveland Browns, Nov 10, 2019
 8 at New York Giants, Sep 15, 2019
 ...1 more at 8.

Solo Tackles 8 at New York Giants, Sep 15, 2019
 7 at San Francisco 49ers, Dec 07, 2020
 7 at Miami Dolphins, Sep 20, 2020
 7 at Cleveland Browns, Nov 10, 2019
 ...1 more at 7.

Passes Defensed 4 at Las Vegas Raiders, Sep 24, 2023
 3 vs. New Orleans Saints, Nov 13, 2022
 3 vs. Pittsburgh Steelers, Dec 13, 2020
 2 vs. Tennessee Titans, Nov 02, 2023
 2 at Houston Texans, Oct 01, 2023
 ...5 more at 2.

Fumble Recoveries 1 at Jacksonville Jaguars, Nov 07, 2021

Tackles For Loss 1 at Jacksonville Jaguars, Nov 07, 2021
 1 vs. New York Jets, Sep 13, 2020
 1 at New England Patriots, Dec 21, 2019
 ...4 more at 1.

Interceptions 2 at Las Vegas Raiders, Sep 24, 2023
 1 vs. Cleveland Browns, Jan 08, 2023
 1 vs. Cincinnati Bengals, Nov 20, 2022
 1 vs. New Orleans Saints, Nov 13, 2022
 ...7 more at 1.

Interception Return Yards 15 at New York Jets, Nov 14, 2021
 14 at Miami Dolphins, Sep 19, 2021
 3 vs. Cleveland Browns, Jan 08, 2023
 3 vs. Cincinnati Bengals, Nov 20, 2022
 2 vs. New York Jets, Dec 29, 2019

SINGLE-GAME HIGHS - POSTSEASON: DEFENSIVE

Total Tackles 6 at Kansas City Chiefs, Jan 23, 2022
 6 vs. Baltimore Ravens, Jan 16, 2021
 5 vs. New England Patriots, Jan 15, 2022
 3 at Kansas City Chiefs, Jan 24, 2021
 3 vs. Indianapolis Colts, Jan 09, 2021

Solo Tackles 4 at Kansas City Chiefs, Jan 23, 2022
 4 vs. New England Patriots, Jan 15, 2022
 3 vs. Baltimore Ravens, Jan 16, 2021
 3 vs. Indianapolis Colts, Jan 09, 2021
 2 at Kansas City Chiefs, Jan 24, 2021

Sacks 1.0 vs. Baltimore Ravens, Jan 16, 2021

Passes Defensed 1 vs. New England Patriots, Jan 15, 2022

Forced Fumbles 1 vs. Indianapolis Colts, Jan 09, 2021

Tackles For Loss 1 at Kansas City Chiefs, Jan 23, 2022
 1 vs. Baltimore Ravens, Jan 16, 2021
 1 vs. Indianapolis Colts, Jan 09, 2021

Interceptions 1 vs. New England Patriots, Jan 15, 2022





2023 GAME-BY-GAME REGULAR-SEASON STATISTICS (STEELERS)

DATE	OPPONENT	P/S	TACKLES							INTERCEPTIONS					O. FUMB				ST				MISC			SCO RE		
			TK	S	A	SK	YDS	TFL	YDS	QBH	NO	YDS	LG	TD	PD	FF	FR	TD	YDS	TK	S	A	FF	FR	S		A	W/L
09/10	49ers	S	3	2	1	0	0	0	0	0	0	0	0	0	0	0	0	0	0	0	0	0	0	0	0	0	L	7-30
09/18	Browns	P	5	5	0	0	0	0	0	0	0	0	0	0	0	0	0	0	0	0	0	0	0	0	0	0	W	26-22
09/24	at Raiders	S	6	4	2	0	0	0	0	0	2	0	0	0	4	0	0	0	0	0	0	0	0	0	0	0	W	23-18
10/01	at Texans	S	4	4	0	0	0	0	0	0	0	0	0	0	2	0	0	0	0	0	0	0	0	0	0	0	L	6-30
10/08	Ravens	S	3	3	0	0	0	0	0	0	0	0	0	0	1	0	0	0	0	0	0	0	0	0	0	0	W	17-10
10/22	at Rams	S	3	0	3	0	0	0	0	0	0	0	0	0	0	0	0	0	0	0	0	0	0	0	0	0	W	24-17
10/29	Jaguars		ON INACTIVE LIST																							L	10-20	
11/02	Titans	P	0	0	0	0	0	0	0	0	0	0	0	0	2	0	0	0	0	0	0	0	0	0	0	0	W	20-16
11/12	Packers	P	1	1	0	0	0	0	0	0	0	0	0	0	0	0	0	0	0	0	0	0	0	0	0	0	W	23-19
11/19	at Browns	S	0	0	0	0	0	0	0	0	0	0	0	0	0	0	0	0	0	0	0	0	0	0	0	L	10-13	
11/26	at Bengals	P	0	0	0	0	0	0	0	0	0	0	0	0	1	0	0	0	0	0	0	0	0	0	0	0	W	16-10
12/03	Cardinals	P	2	2	0	0	0	0	0	0	0	0	0	0	0	0	0	0	0	0	0	0	0	0	0	L	10-24	
12/07	Patriots	P	1	1	0	0	0	0	0	0	0	0	0	0	0	0	0	0	0	0	0	0	0	0	0	L	18-21	
12/16	at Colts	P	3	3	0	0	0	0	0	0	0	0	0	0	0	0	0	0	0	0	0	0	0	0	0	L	13-30	
12/23	Bengals	S	5	5	0	0	0	0	0	0	0	0	0	0	1	0	0	0	0	0	0	0	0	0	0	W	34-11	
12/31	at Seahawks	S	1	1	0	0	0	0	0	0	0	0	0	0	0	0	0	0	0	0	0	0	0	0	0	W	30-23	
01/06	at Ravens	S	1	1	0	0	0	0	0	0	0	0	0	0	0	0	0	0	0	0	0	0	0	0	0	W	17-10	
2023 TOTALS		16-9	38	32	6	0	0	0	0	0	2	0	0	0	11	0	0	0	0	0	0	0	0	0	0	0	10-7	

2024 GAME-BY-GAME REGULAR-SEASON STATISTICS (BRONCOS)

DATE	OPPONENT	P/S	TACKLES							INTERCEPTIONS					O. FUMB				ST				MISC			SCO RE	
			TK	S	A	SK	YDS	TFL	YDS	QBH	NO	YDS	LG	TD	PD	FF	FR	TD	YDS	TK	S	A	FF	FR	S		A
09/08	at Seahawks	P	0	0	0	0	0	0	0	0	0	0	0	0	0	0	0	0	0	0	0	0	0	0	0	L	20-26
09/15	Steelers	P	1	0	1	0	0	0	0	0	0	0	0	0	0	0	0	0	0	0	0	0	0	0	0	L	6-13
09/22	at Buccaneers	P	0	0	0	0	0	0	0	0	0	0	0	0	0	0	0	0	0	0	0	0	0	0	0	W	26-7
09/29	at Jets	P	2	2	0	0	0	0	0	0	0	0	0	0	0	0	0	0	0	0	0	0	0	0	0	W	10-9
10/06	Raiders	P	1	0	1	0	0	0	0	0	0	0	0	0	0	0	0	0	0	0	0	0	0	0	0	W	34-18
10/13	Chargers	P	1	1	0	0	0	0	0	0	0	0	0	0	1	0	0	0	0	0	0	0	0	0	0	L	16-23
2024 TOTALS		6-0	5	3	2	0	0	0	0	0	0	0	0	0	1	0	0	0	0	0	0	0	0	0	0	3-3	

2019 GAME-BY-GAME POSTSEASON STATISTICS (BILLS)

DATE	OPPONENT	P/S	TACKLES							INTERCEPTIONS					O. FUMB				ST				MISC			SCO RE	
			TK	S	A	SK	YDS	TFL	YDS	QBH	NO	YDS	LG	TD	PD	FF	FR	TD	YDS	TK	S	A	FF	FR	S		A
01/04	at Texans		INACTIVE																							L	19-22
2019 TOTALS			0	0	0	0	0	0	0	0	0	0	0	0	0	0	0	0	0	0	0	0	0	0	0	0	0-1

+ - Overtime





25 RB



BLAKE
WATSON

HEIGHT/WEIGHT: 5-9 / 195

COLLEGE: Memphis

BIRTHDAY: Oct. 14, 1999

BORN: Queens, N.Y.

NFL EXPERIENCE: R

BRONCOS EXPERIENCE: R

GP/GS: 1/0

ACQUIRED: CFA-'24

AT A GLANCE

- 👉 *A rookie running back who has appeared in one game with the Broncos (2024). Attended the University of Memphis and appeared in 46 games (35 starts) between the Tigers (2023) and Old Dominion (2018-22).*
- 👉 *In his lone season at Memphis in 2023, named first-team All-AAC after recording 192 carries for 1,152 yards and 14 touchdowns in 13 appearances (11 starts).*
- 👉 *At Old Dominion in 2022, started 11 games, rushing 159 times for 921 yards and five touchdowns, finishing fifth in the Sun Belt with 83.4 rushing yards per game and being named honorable-mention All-Sun Belt.*
- 👉 *Was named honorable-mention All-Conference USA in 2021 after playing in 11 games (10 starts), recording 215 carries for 1,112 yards and eight touchdowns while notching 10 receptions for 55 yards and a score.*
- 👉 *Signed by Denver as a college free agent on May 10, 2024.*

2023: In his lone season at Memphis, named first-team All-AAC after recording 192 carries for 1,152 yards and 14 touchdowns in 13 appearances (11 starts)... Also recorded 53 receptions for 480 yards and three touchdowns, one of just two FBS running backs to record 50 or more receptions on the season

2022: At Old Dominion, started 11 games, rushing 159 times for 921 yards and five touchdowns, finishing fifth in the Sun Belt with 83.4 rushing yards per game and being named honorable-mention All-Sun Belt... Also caught a single-season ODU running back record 37 passes for 314 yards and two touchdowns

2021: Was named honorable-mention All-Conference USA after playing in 11 games (10 starts), recording 215 carries for 1,112 yards and eight touchdowns while notching 10 receptions for 55 yards and a score... Became the second player in program history to record a 1,000-yard rushing season

2019: As a redshirt freshman, appeared in 11 games (3 starts), recording 828 all-purpose yards, being named honorable-mention All-Conference USA kick returner and Conference USA All-Freshman Team kick returner... Rushed 25 times for 119 yards and one touchdown and caught 13 passes for 79 yards

PERSONAL: Watson attended Green Hope (Cary, N.C.) High School where he lettered in football and track... Earned All-American honors in track... Blake Watson was born on Oct. 14, 1999.

Transactions

Signed by Denver as a draft choice 5/10/24.





Blake Watson's NFL Regular Season Rushing/Receiving Statistics

DATE	TEAM	GP	GS	RUSHING					RECEIVING					
				NO.	YDS.	AVG.	LG	TD	NO.	YDS.	AVG.	LG	TD	
2024	Broncos	1	0	0	0	0.0	0	0	0	0	0	0.0	0	0
NFL TOTALS		1	0	0	0	0.0	0	0	0	0	0	0.0	0	0

Blake Watson's NFL Regular Season Return Statistics

DATE	TEAM	KICKOFF RETURNS					PUNT RETURNS					
		RET.	YDS.	AVG.	LG	TD	NO.	FC	YDS.	AVG.	LG	TD
2024	Broncos	0	0	0.0	0	0	0	0	0	0.0	0	0
NFL TOTALS		0	0	0.0	0	0	0	0	0	0.0	0	0

2024 GAME-BY-GAME REGULAR-SEASON STATISTICS (BRONCOS)

DATE	OPPONENT	P/S	RUSHING					RECEIVING					W/L	SCORE
			NO.	YDS.	AVG.	LG	TD	NO.	YDS.	AVG.	LG	TD		
09/08	at Seahawks		ON INACTIVE LIST										L	20-26
09/15	Steelers		ON INACTIVE LIST										L	6-13
09/22	at Buccaneers		ON INACTIVE LIST										W	26-7
09/29	at Jets		ON INACTIVE LIST										W	10-9
10/06	Raiders	P	0	0	0.0	0	0	0	0	0.0	0	0	W	34-18
10/13	Chargers		ON INACTIVE LIST										L	16-23
2024 TOTALS		1-0	0	0	0.0	0	0	0	0	0.0	0	0	3-3	





57 LB



KRISTIAN WELCH

HEIGHT/WEIGHT: 6-3 / 240

COLLEGE: Iowa

BIRTHDAY: May. 24, 1998

BORN: Iola, Wis.

NFL EXPERIENCE: 5th YR

BRONCOS EXPERIENCE: 2nd YR

GP/GS: 63/2

ACQUIRED: FA-'24

AT A GLANCE

- *A fifth-year inside linebacker that has appeared in 63 games (2 starts) with the Baltimore Ravens (2020-22), Green Bay Packers (2023) and Denver Broncos (2024), totaling 11 defensive tackles (4 solo) and 24 special-teams tackles (13 solo).*
- *Has played on three teams that have made the postseason (2020, 2022, 2023), seeing action in five games and recording three tackles on special teams.*
- *Finished third on Green Bay in 2023 with six special teams tackles in 14 games, the second most of his career (2021).*
- *Saw action in 16 games in 2021 primarily on special teams with the Ravens, where he tied for No. 2 on the team with a career-best nine special teams tackles.*
- *Appeared in 46 games with 16 starts for Iowa (2016-19), serving as a defensive captain as a senior and earning All-Big Ten honorable mention from the coaches and media.*
- *Signed by Denver as a free agent on Aug. 29, 2024.*
- *Originally entered the league in May 2020 as an undrafted free agent with Baltimore.*

2024: Welch has appeared in six games (2 starts) for Denver, tallying six tackles (3 solo) and two special teams tackles... Made his Broncos debut and tallied two assisted tackles and one special teams tackle at Sea. (9/8)... Made his first career start and recorded two solo tackles vs. Pit. (9/15).

2023: Welch appeared in 14 games, recording six tackles in the kicking game on 210 special-teams snaps... Played in both postseason contests on special teams, recording one tackle... Was signed to the active roster from the practice squad on Sept. 28... Played 20 snaps on special teams in his Green Bay debut vs. Det. (9/28)... Played 18 special teams snaps, recording a career-high-tying two tackles at Pit. (11/12)... Made tackles on back-to-back kickoff returns in the third quarter, taking down Steelers RB Anthony McFarland Jr. with the help of LB Eric Wilson on the first and tackling McFarland again with the help of S Zayne Anderson on the second... At Det. (11/23), appeared on 15 special teams snaps, recording a tackle on kickoff return coverage... Played 18 snaps on special teams, recording one tackle on kickoff coverage at Min. (12/31)... Appeared on nine special teams snaps, recording one tackle on kickoff coverage vs. Chi. (1/7)... Played 14 snaps on special teams in the NFC Wild Card Round at Dal. (1/14), making one tackle on kickoff coverage.

2022: Welch appeared primarily on special teams in all 17 regular-season games, recording two tackles and helping Baltimore's special teams rank No. 3 in Football Outsiders' DVOA rating... Also registered a tackle (solo) on defense... Played in the lone postseason contest and recorded a tackle on special teams... Played on 18 special teams snaps and posted a tackle on kickoff coverage vs. Cin. (10/9)... Played on three defensive snaps and registered a tackle (solo). Also saw action on 22 special teams plays and recorded a tackle on punt coverage vs. Cle. (10/23)... Played on 18 special teams snaps and recorded a tackle on a kickoff in the second quarter in the AFC Wild Card Round at Cin. (1/15).

2021: Welch saw action in 16 games primarily on special teams, where he tied for No. 2 on the team with nine special teams tackles and helped Baltimore's unit rank No. 1 in Football Outsiders' DVOA rating... Added a career-best four tackles (all assists) on defense... Played 21 special teams snaps and posted a career-high two special teams tackles at Chi. (11/21)... Saw action on a season-high 10 defensive snaps and posted a tackle, helping limit the Browns to a season-low 40 rushing yards vs. Cle (11/28)... Played nine defensive snaps and posted a career-best two tackles (both assists) at Cle. (12/12)... Also saw action on 26 special teams plays and tied his career high with two tackles, limiting WR JoJo Natson to returns of 1 and 6 yards on punts.

2020: Welch originally signed by Baltimore as a college free agent on May 6 and played in eight games as a rookie... Primarily on special teams and posted four special teams tackles for a unit that allowed only 5.7 yards per punt return (No. 4 in the NFL) and 21.1 yards per kickoff return (No. 10)... Made his NFL debut and recorded a special teams tackle at Phi. (10/18)... Made his postseason debut at Ten (1/10) in the AFC Wild Card game, seeing action on special teams.

COLLEGE: Welch appeared in 46 games with 16 starts, recording 145 tackles (74 solo), 4½ sacks, 10½ tackles for a loss, two interceptions, six passes defensed, two forced fumbles and two fumble recoveries... Was a two-time (2018-19) Academic All-





Big Ten honoree... Graduated with a degree in enterprise leadership... In 2019, served as a defensive captain and started at middle linebacker in all 10 games he played in... Named honorable mention All-Big Ten by the coaches and media... Led the team with 87 tackles (44 solo), adding nine tackles for a loss, three sacks, three passes defended, a forced fumble and a fumble recovery... Played in 12 games with six starts in 2018, posting 49 tackles (26 solo), 1½ sacks, 1½ tackles for a loss, an INT, two passes defended, a forced fumble and a fumble recovery... Recorded a team-high eight tackles (four solo) and a fumble recovery vs. Northern Iowa (Sept. 15), helping a defense that held NIU to just 6 rushing yards... Appeared in 11 games in 2017, recording six tackles (two solo), an INT and a pass defended... Saw action in all 13 games in 2016, posting three tackles (two solo) as a redshirt freshman.

PERSONAL: Welch prepped at Iola-Scandinavia (Iola, Wis.) High School, where he played both LB and RB, helping his team reach the state playoffs in three straight years... Rushed 85 times for 1,000 yards (11.8 avg.) and 10 TDs and recorded 75 tackles on defense as a senior, earning all-state and all-region honors... Named first-team all-conference as both an LB and RB in his junior and senior years... Also played on the basketball team, serving as a team captain and earning team MVP honors... A native of Iola, Wisc., Kristian Welch was born May 24, 1998.

REGULAR SEASON COMPARISON: DEFENSIVE - NEW ORLEANS SAINTS

DATE	OPP	W/L	GP/GS	TACKLES							MISC						
				TOT	SOLO	ASST	SACK	YDS.	INT	TFL	PD	QBH	TD	FF	FR		
11/7/22	BLT @ NO	W	P	0	0	0	0.0	0.0	0	0	0	0	0	0	0	0	0
TOTALS				1/0	1/0	0	0	0	0.0	0.0	0	0	0	0	0	0	0

Kristian Welch's NFL Regular Season Defensive Statistics

DATE	TEAM	GP	GS	TACKLES							INTERCEPTIONS					O. FUMB				ST				MISC		
				TK	S	A	TFL	YDS	SK	YDS	QBH	NO	YDS	LG	TD	PD	FF	FR	TD	YDS	TK	S	A	FF	FR	S
2020	Ravens	10	0	0	0	0	0	0.0	0.0	0	0	0	0	0	0	0	0	0	0	5	3	2	0	0	0	0
2021	Ravens	16	0	4	0	4	0	0.0	0.0	0	0	0	0	0	0	0	0	0	0	9	3	6	0	0	0	0
2022	Ravens	17	0	1	1	0	0	0.0	0.0	0	0	0	0	0	0	0	0	0	0	2	2	0	0	0	0	0
2023	Packers	14	0	0	0	0	0	0.0	0.0	0	0	0	0	0	0	0	0	0	0	6	4	2	0	0	0	0
2024	Broncos	6	2	6	3	3	0	0.0	0.0	0	0	0	0	0	0	0	0	0	0	2	1	1	0	0	0	0
NFL TOTALS		63	2	11	4	7	0	0.0	0.0	0	0	0	0	0	0	0	0	0	0	24	13	11	0	0	0	0

Kristian Welch's NFL Postseason Defensive Statistics

DATE	TEAM	GP	GS	TACKLES							INTERCEPTIONS					O. FUMB				ST				MISC		
				TK	S	A	TFL	YDS	SK	YDS	QBH	NO	YDS	LG	TD	PD	FF	FR	TD	YDS	TK	S	A	FF	FR	S
2020	Ravens	2	0	0	0	0	0	0.0	0.0	0	0	0	0	0	0	0	0	0	0	1	0	1	0	0	0	0
2022	Ravens	1	0	0	0	0	0	0.0	0.0	0	0	0	0	0	0	0	0	0	0	1	1	0	0	0	0	0
2023	Packers	2	0	0	0	0	0	0.0	0.0	0	0	0	0	0	0	0	0	0	0	1	1	0	0	0	0	0
NFL TOTALS		5	0	0	0	0	0	0.0	0.0	0	0	0	0	0	0	0	0	0	0	3	2	1	0	0	0	0

SINGLE-GAME HIGHS: DEFENSIVE

- Total Tackles** 2 at New York Jets, Sep 29, 2024
2 vs. Pittsburgh Steelers, Sep 15, 2024
2 at Seattle Seahawks, Sep 08, 2024
...1 more at 2.
- Solo Tackles** 2 vs. Pittsburgh Steelers, Sep 15, 2024
1 at New York Jets, Sep 29, 2024
1 vs. Cleveland Browns, Oct 23, 2022

- Special Teams Tackles** 2 at Pittsburgh Steelers, Nov 12, 2023
2 at Cleveland Browns, Dec 12, 2021
2 at Chicago Bears, Nov 21, 2021
1 vs. Los Angeles Chargers, Oct 13, 2024
...17 more at 1.





SINGLE-GAME HIGHS - POSTSEASON: DEFENSIVE

Special Teams Tackles

1 at Buffalo Bills, Jan 16, 2021

2023 GAME-BY-GAME REGULAR-SEASON STATISTICS (PACKERS)

DATE	OPPONENT	P/S	TACKLES						INTERCEPTIONS				O. FUMB				ST				MISC		SCORE					
			TK	S	A	SK	YDS	TFL	YDS	QBH	NO	YDS	LG	TD	PD	FF	FR	TD	YDS	TK	S	A		FF	FR	S	A	W/L
09/10	at Bears		PRACTICE SQUAD																				W	38-20				
09/17	at Falcons		PRACTICE SQUAD																				L	24-25				
09/24	Saints		PRACTICE SQUAD																				W	18-17				
09/28	Lions	P	0	0	0	0	0	0	0	0	0	0	0	0	0	0	0	0	0	0	0	0	0	0	0	0	L	20-34
10/09	at Raiders	P	0	0	0	0	0	0	0	0	0	0	0	0	0	0	0	0	0	0	0	0	0	0	0	0	L	13-17
10/22	at Broncos	P	0	0	0	0	0	0	0	0	0	0	0	0	0	0	0	0	0	0	0	0	0	0	0	L	17-19	
10/29	Vikings	P	0	0	0	0	0	0	0	0	0	0	0	0	0	0	0	0	0	0	0	0	0	0	0	L	10-24	
11/05	Rams	P	0	0	0	0	0	0	0	0	0	0	0	0	0	0	0	0	0	0	0	0	0	0	0	W	20-3	
11/12	at Steelers	P	0	0	0	0	0	0	0	0	0	0	0	0	0	0	0	0	0	0	0	0	0	0	0	L	19-23	
11/19	Chargers	P	0	0	0	0	0	0	0	0	0	0	0	0	0	0	0	0	0	0	0	0	0	0	0	W	23-20	
11/23	at Lions	P	0	0	0	0	0	0	0	0	0	0	0	0	0	0	0	0	0	0	0	0	0	0	0	W	29-22	
12/03	Chiefs	P	0	0	0	0	0	0	0	0	0	0	0	0	0	0	0	0	0	0	0	0	0	0	0	W	27-19	
12/11	at Giants	P	0	0	0	0	0	0	0	0	0	0	0	0	0	0	0	0	0	0	0	0	0	0	0	L	22-24	
12/17	Buccaneers	P	0	0	0	0	0	0	0	0	0	0	0	0	0	0	0	0	0	0	0	0	0	0	0	L	20-34	
12/24	at Panthers	P	0	0	0	0	0	0	0	0	0	0	0	0	0	0	0	0	0	0	0	0	0	0	0	W	33-30	
12/31	at Vikings	P	0	0	0	0	0	0	0	0	0	0	0	0	0	0	0	0	0	0	0	0	0	0	0	W	33-10	
01/07	Bears	P	0	0	0	0	0	0	0	0	0	0	0	0	0	0	0	0	0	0	0	0	0	0	0	W	17-9	
2023 TOTALS		14-0	0	0	0	0	0	0	0	0	0	0	0	0	0	0	0	0	0	0	0	0	0	0	0	9-8		

2024 GAME-BY-GAME REGULAR-SEASON STATISTICS (BRONCOS)

DATE	OPPONENT	P/S	TACKLES						INTERCEPTIONS				O. FUMB				ST				MISC		SCORE				
			TK	S	A	SK	YDS	TFL	YDS	QBH	NO	YDS	LG	TD	PD	FF	FR	TD	YDS	TK	S	A		FF	FR	S	A
09/08	at Seahawks	P	2	0	2	0	0	0	0	0	0	0	0	0	0	0	0	0	0	0	0	0	0	0	0	L	20-26
09/15	Steelers	S	2	2	0	0	0	0	0	0	0	0	0	0	0	0	0	0	0	0	0	0	0	0	0	L	6-13
09/22	at Buccaneers	S	0	0	0	0	0	0	0	0	0	0	0	0	0	0	0	0	0	0	0	0	0	0	0	W	26-7
09/29	at Jets	P	2	1	1	0	0	0	0	0	0	0	0	0	0	0	0	0	0	0	0	0	0	0	0	W	10-9
10/06	Raiders	P	0	0	0	0	0	0	0	0	0	0	0	0	0	0	0	0	0	0	0	0	0	0	0	W	34-18
10/13	Chargers	P	0	0	0	0	0	0	0	0	0	0	0	0	0	0	0	0	0	0	0	0	0	0	0	L	16-23
2024 TOTALS		6-2	6	3	3	0	0	0	0	0	0	0	0	0	0	0	0	0	0	0	0	0	0	0	0	3-3	

2020 GAME-BY-GAME POSTSEASON STATISTICS (RAVENS)

DATE	OPPONENT	P/S	TACKLES						INTERCEPTIONS				O. FUMB				ST				MISC		SCORE				
			TK	S	A	SK	YDS	TFL	YDS	QBH	NO	YDS	LG	TD	PD	FF	FR	TD	YDS	TK	S	A		FF	FR	S	A
01/10	at Titans	P	0	0	0	0	0	0	0	0	0	0	0	0	0	0	0	0	0	0	0	0	0	0	0	W	20-13
01/16	at Bills	P	0	0	0	0	0	0	0	0	0	0	0	0	0	0	0	0	0	0	0	0	0	0	0	L	3-17
2020 TOTALS		2-0	0	0	0	0	0	0	0	0	0	0	0	0	0	0	0	0	0	0	0	0	0	0	0	1-1	






2022 GAME-BY-GAME POSTSEASON STATISTICS (RAVENS)

DATE	OPPONENT	P/S	TACKLES							INTERCEPTIONS					O. FUMB				ST			MISC			SCORE			
			TK	S	A	SK	YDS	TFL	YDS	QBH	NO	YDS	LG	TD	PD	FF	FR	TD	YDS	TK	S	A	FF	FR		S	A	W/L
01/15	at Bengals	P	0	0	0	0.0	0.0	0	0	0	0	0	0	0	0	0	0	0	0	1	1	0	0	0	0	0	L	17-24
2022 TOTALS		1-0	0	0	0	0.0	0.0	0	0	0	0	0	0	0	0	0	0	0	0	1	1	0	0	0	0	0	0-1	

2023 GAME-BY-GAME POSTSEASON STATISTICS (PACKERS)

DATE	OPPONENT	P/S	TACKLES							INTERCEPTIONS					O. FUMB				ST			MISC			SCORE			
			TK	S	A	SK	YDS	TFL	YDS	QBH	NO	YDS	LG	TD	PD	FF	FR	TD	YDS	TK	S	A	FF	FR		S	A	W/L
01/14	at Cowboys	P	0	0	0	0.0	0.0	0	0	0	0	0	0	0	0	0	0	0	0	1	1	0	0	0	0	0	W	48-32
01/20	at 49ers	P	0	0	0	0.0	0.0	0	0	0	0	0	0	0	0	0	0	0	0	0	0	0	0	0	0	0	L	21-24
2023 TOTALS		2-0	0	0	0	0.0	0.0	0	0	0	0	0	0	0	0	0	0	0	0	1	1	0	0	0	0	0	1-1	





33 RB



JAVONTE WILLIAMS

HEIGHT/WEIGHT: 5-10 / 220

COLLEGE: North Carolina

BIRTHDAY: Apr. 25, 2000

BORN: Wallace, N.C.

NFL EXPERIENCE: 4th YR

BRONCOS EXPERIENCE: 4th YR

GP/GS: 43/24

ACQUIRED: D2-'21

AT A GLANCE

- A fourth-year running back from the University of North Carolina who has appeared in 43 games (24 starts), recording 526 rushes for 2,094 yards (4.0 avg.) with seven touchdowns to go along with 126 receptions for 763 yards (6.1 avg.) with five scores and one two-point conversion.
- Appeared in 16 games (13 starts) in 2023, totaling 217 rushes for 774 yards (3.6 avg.) with three touchdowns and also caught a career-high 47 receptions for 228 yards (4.9 avg.) with two touchdowns.
- Played in the first four games of 2022 before being placed on injured reserve (knee) on Oct. 4, totaling 204 rushing yards on 47 attempts (4.3 avg.) and 16 catches for 76 yards (4.8 avg.).
- Concluded the 2021 season ranked among the league's rookie leaders in yards per attempt (4.45-3rd, min. 75 att.), attempts (203-3rd), rushing yards (903-3rd) and rushing TDs (4-T-6th.)
- Tallied 1,219 scrimmage yards in 2021, which marked the seventh-highest total for a Broncos' rookie in team annals.
- Appeared in 35 games (2 starts) during his three seasons at North Carolina (2018-20), rushing 366 times for 2,297 yards (6.3 avg.) with 29 touchdowns in addition to catching 50 passes for 539 yards (10.8 avg.) with four scores.
- Voted as the team's offensive MVP and was named a Maxwell Award (National Player of the Year) and Doak Walker Award (nation's top RB) semifinalist after rushing 157 times for 1,140 yards (7.3 avg.) with 19 scores as a senior.
- Garnered Associated Press All-America second team honors while being chosen to the All-ACC second team in 2020.
- Set the single-season program record with 132 points and 22 total touchdowns (fourth most in the country) in 2020 and tied former Tar Heel RB Don McCauley (1970) for the most rushing scores in a single season (19).
- Accumulated 2,271 rushing yards with 27 touchdowns and 13 receptions for 363 yards and five scores during his senior season at Wallace-Rose Hill High School in Teachey, N.C.
- Selected by the Broncos in the second round (35th overall) of the 2021 NFL Draft.

2024: Williams rushed 16 times for 77 yards (4.8 avg.) along with two catches for three yards (1.5 avg.) in the 10-9 win at NYJ (9/29)... Finished the game with 111 total scrimmage yards, including 61 yards on 13 rushes (4.7 avg.) and 50 receiving yards on five catches (10.0 avg.), in the win vs. L.V. (10/6).

2023: Williams appeared in 16 games (13 starts), totaling 217 rushes for 774 yards (3.6 avg.) with three touchdowns and also caught a career-high 47 receptions for 228 yards (4.9 avg.) with two touchdowns... Returned from injury in the first game of the season vs. L.V. (9/10), rushing for a team-high 52 yards on 13 attempts (4.0 avg.) and catching four passes for five yards (1.3 avg.)... Rushed 12 times for 44 yards (3.7 avg.) and caught two passes for 14 yards (7.0 avg.) vs. Was. (9/17)... Rushed 10 times for a team-high 52 yards (5.2 avg.) at K.C. (10/12)... Led the team with 15 rushing attempts for 82 yards (5.5 avg.) and also caught three passes for 14 yards (4.7 avg.) in the win vs. G.B. (10/22)... Set a career high with 27 rushing attempts for 85 yards (3.1 avg.) and also caught three passes for 13 yards (4.3 avg.) with one touchdown in the win vs. K.C. (10/29)... Recorded a team-high 65 yards on 18 carries (3.6 avg.) and also caught three passes for six yards (2.0 avg.) in the win vs. Cle. (11/29)... Posted 24 receiving yards on a team-high-tying three catches (8.0 avg.) along with 13 rushes for 46 yards (3.5 avg.) at Hou. (12/3)... Recorded 17 carries for 66 yards (3.9 avg.) and posted his first rushing touchdown of the season in the win at LAC (12/10)... Caught a team-high seven passes for 43 yards (6.1 avg.) and also rushed nine times for 32 yards (3.6 avg.) with one touchdown at L.V. (1/7).

2022: Williams played in the first four games of the year before being placed on injured reserve (knee) on Oct. 4, totaling 204 rushing yards on 47 attempts (4.3 avg.) and 16 catches for 76 yards (4.8 avg.)... Tallied 108 yards from scrimmage (43 rush, 65 receiving) in the season opener at Sea. (9/12), marking his fourth game with at least 100 scrimmage yards in his first 18 career games... Posted a season-high 75 yards rushing on 15 carries vs. Hou. (9/18).

2021: Williams, who was selected by the Broncos in the second round (35th overall) of the 2021 NFL Draft, appeared in all 17 games (1 start)... Totaled 203 carries for 903 yards (4.4 avg.) with four touchdowns and added 43 receptions for 316 yards (7.3 avg.) with three scores... Concluded the season ranked among the league's rookie leaders in yards per attempt, attempts, rushing yards and rushing touchdowns... Tallied 1,219 scrimmage yards, which marked the seventh-highest total for a





Broncos' rookie in team annals... Made his NFL debut, posting 14 rushes for 45 yards (3.2 avg.) at NYG (9/12)... Totaled 64 yards on 13 rushes (4.9 avg.) at Jac. (9/19)... Recorded first career rushing touchdown on a one-yard rush and added three receptions for 33 yards (11.0 avg.) vs. NYJ (9/26)... Became the first Broncos rookie to rush for a touchdown since former Broncos RB Phillip Lindsay at S.F. (12/8/18)... Collected seven rushes for 48 yards (6.9 avg.), including a 31-yard run vs. Bal. (10/3)... Rushed eight times for 61 yards (7.6 avg.), tallied a career-high 49-yard rush and added 25 receiving yards on three catches (8.3 avg.) at Pit. (10/10)... Led the team with a career-high six catches and notched first career receiving touchdown on a 10-yard, fourth-quarter reception at Cle. (10/21)... Garnered his first career 100-yard rushing effort, recording 17 rushes for a career-high 111 yards (6.5 avg.) at Dal. (11/7)... His performance against Dallas in Week 9 earned him Pepsi Zero Sugar Rookie of the Week honors... Registered one touchdown and had 14 rushes for 54 yards (3.9 avg.) vs. LAC (11/28)... Made his first career start, nabbed his second 100-yard rushing effort of the season and led the team with 102 rushing yards on 23 carries (4.4 avg.) while catching six passes for 76 yards (12.7 avg.) with one receiving touchdown at K.C. (12/5)... Totaled 73 rushing yards and 10 receiving yards to eclipse 1,000 scrimmage yards on the season, and added two touchdowns (1 rushing, 1 receiving) vs. Det. (12/12)... Notched his fourth rushing touchdown of the season at L.V. (12/26).

COLLEGE: Williams appeared in 35 games (2 starts) over three seasons (2018-20) at North Carolina, rushing 366 times for 2,297 yards (6.3 avg.) with 29 touchdowns in addition to catching 50 passes for 539 yards (10.8 avg.) with four scores... Appeared in 11 games (1 start) during his junior season in 2020, totaling 157 rushes for 1,140 yards (7.3 avg.) with 19 touchdowns in addition to catching 25 passes for 305 yards (12.2 avg.) with three scores... Voted as the team's offensive MVP and was named a Maxwell Award (National Player of the Year) and Doak Walker Award (nation's top RB) semifinalist... Garnered Associated Press All-America second team honors while being chosen to be the All-ACC second team... Set the single-season program record with 132 points and 22 total touchdowns (fourth most in the country) and tied former Tar Heel RB Don McCauley (1970) for the most rushing scores in a single campaign (19)... Tied career high with four three-touchdown games on the ground and had a four-score performance (3 rush, 1 receiving) at Duke (11/7)... Rushed for 100 yards or more six times and had one 200-yard output on the ground... Saw action in all 13 games (1 start) in 2019, totaling 166 attempts for 933 yards (5.6 avg.) with five touchdowns in addition to catching 17 passes for 176 yards (10.4 avg.) and one receiving score... Collected first touchdown of the season and added 76 yards on 10 carries (7.6 avg.) vs. Miami (9/7)... Rushed 20 times for a season-high 144 yards (7.2 avg.) with one touchdown at Georgia Tech (10/5)... Scored three touchdowns (2 rush, 1 receiving) and had 100 all-purpose yards at N.C. State (11/30)... Rushed for 85 yards on 14 carries vs. Temple (12/27) in the Military Bowl... Appeared in all 11 games as a true freshman in 2017, recording 43 rushes for 224 yards (5.2 avg.) with five touchdowns and eight receptions for 58 yards (7.3 avg.)... Garnered his first career rushing touchdown at Duke (11/10)... Set career-high with three rushing scores and posted season highs in rushes (17) and rushing yards (93) vs. Western Carolina (11/17).

PERSONAL: Williams attended Wallace-Rose Hill High School in Teachey, N.C., where he graduated with a 4.6 GPA and was named the valedictorian of his senior class... Finished his senior season with 2,271 rushing yards and 27 touchdowns while posting 363 receiving yards and five scores... Led his team to its fourth-straight state title as a senior and won a track and field state title in the 4x100 meter relay in 2016... Javonte (pronounced: JUH-von-TAY) Williams was born on April 25, 2000, in Wallace, N.C.

MOST RUSHING YARDS BY NFL ROOKIES, 2021

Player	Tm.	Drft. Rd.	Yds.	G/GS	Att.	Y/A	TDs
Najee Harris	Pit.	1	1,200	17/17	307	3.9	7
Elijah Mitchell	S.F.	6	963	11/10	207	4.7	5
Javonte Williams	Den.	2	903	17/1	203	4.5	4
Michael Carter	NYJ	4	639	14/11	147	4.4	4
Chuba Hubbard	Car.	4	612	17/10	172	3.6	5

MOST SCRIMMAGE YARDS BY A BRONCOS ROOKIE

Player	Year	Yards
Clinton Portis	2002	1,872
Mike Anderson	2000	1,656
Terrell Davis	1995	1,484
Olandis Gary	1999	1,318
Bobby Huymphrey	1989	1,307
Phillip Lindsay	2018	1,278
Javonte Williams	2021	1,219

Transactions

Signed by Denver as a draft pick 7/24/21.





Javonte Williams' NFL Regular Season Rushing/Receiving Statistics

DATE	TEAM	RUSHING							RECEIVING				
		GP	GS	NO.	YDS.	AVG.	LG	TD	NO.	YDS.	AVG.	LG	TD
2021	Broncos	17	1	203	903	4.4	49	4	43	316	7.3	42	3
2022	Broncos	4	4	47	204	4.3	17	0	16	76	4.8	13	0
2023	Broncos	16	13	217	774	3.6	21	3	47	228	4.9	18	2
2024	Broncos	6	6	59	213	3.6	17	0	20	143	7.2	26	0
NFL TOTALS		43	24	526	2,094	4.0	49	7	126	763	6.1	42	5

SINGLE-GAME HIGHS: RUSHING/RECEIVING

Rush Attempts	27 vs. Kansas City Chiefs, Oct 29, 2023 23 at Kansas City Chiefs, Dec 05, 2021 21 at Buffalo Bills, Nov 13, 2023 18 vs. Cleveland Browns, Nov 26, 2023 17 at Los Angeles Chargers, Dec 10, 2023 ...1 more at 17.	Receiving Average	19.0 vs. Los Angeles Chargers, Nov 28, 2021 12.7 at Kansas City Chiefs, Dec 05, 2021 11.0 vs. New York Jets, Sep 26, 2021 10.0 vs. Las Vegas Raiders, Oct 06, 2024 9.6 vs. Pittsburgh Steelers, Sep 15, 2024
Rushing Yards	111 at Dallas Cowboys, Nov 07, 2021 102 at Kansas City Chiefs, Dec 05, 2021 85 vs. Kansas City Chiefs, Oct 29, 2023 82 vs. Green Bay Packers, Oct 22, 2023 79 at Buffalo Bills, Nov 13, 2023	Longest Receptions	42 vs. Los Angeles Chargers, Nov 28, 2021 34 at Kansas City Chiefs, Dec 05, 2021 26 vs. Las Vegas Raiders, Oct 06, 2024 18 at Buffalo Bills, Nov 13, 2023 17 at Miami Dolphins, Sep 24, 2023 ...1 more at 17.
Rushing Average	7.6 at Pittsburgh Steelers, Oct 10, 2021 6.9 vs. Baltimore Ravens, Oct 03, 2021 6.5 at Dallas Cowboys, Nov 07, 2021 6.1 at Seattle Seahawks, Sep 12, 2022 6.0 vs. Philadelphia Eagles, Nov 14, 2021	Receiving TDs	1 vs. Detroit Lions, Dec 12, 2021 1 at Kansas City Chiefs, Dec 05, 2021 1 at Cleveland Browns, Oct 21, 2021
Longest Runs	49 at Pittsburgh Steelers, Oct 10, 2021 31 vs. Baltimore Ravens, Oct 03, 2021 30 at Dallas Cowboys, Nov 07, 2021 30 vs. Las Vegas Raiders, Oct 17, 2021 21 vs. Green Bay Packers, Oct 22, 2023	All-Purpose Yards	178 at Kansas City Chiefs, Dec 05, 2021 111 vs. Las Vegas Raiders, Oct 06, 2024 111 vs. Los Angeles Chargers, Nov 28, 2021 111 at Dallas Cowboys, Nov 07, 2021 110 at Buffalo Bills, Nov 13, 2023
Rushing TDs	1 at Las Vegas Raiders, Dec 26, 2021 1 vs. Detroit Lions, Dec 12, 2021 1 vs. Los Angeles Chargers, Nov 28, 2021 ...1 more at 1.	Most TDs	2 vs. Detroit Lions, Dec 12, 2021 1 at Las Vegas Raiders, Dec 26, 2021 1 at Kansas City Chiefs, Dec 05, 2021 1 vs. Los Angeles Chargers, Nov 28, 2021 ...2 more at 1.
Receptions	11 at Seattle Seahawks, Sep 12, 2022 7 at Las Vegas Raiders, Jan 07, 2024 6 at Kansas City Chiefs, Dec 05, 2021 6 at Cleveland Browns, Oct 21, 2021 5 vs. Las Vegas Raiders, Oct 06, 2024 ...1 more at 5.	Miscellaneous Tackles	1 vs. Las Vegas Raiders, Oct 17, 2021
Receiving Yards	76 at Kansas City Chiefs, Dec 05, 2021 65 at Seattle Seahawks, Sep 12, 2022 57 vs. Los Angeles Chargers, Nov 28, 2021 50 vs. Las Vegas Raiders, Oct 06, 2024 48 vs. Pittsburgh Steelers, Sep 15, 2024	Scrimmage Yards	178 at Kansas City Chiefs, Dec 05, 2021 111 vs. Las Vegas Raiders, Oct 06, 2024 111 vs. Los Angeles Chargers, Nov 28, 2021 111 at Dallas Cowboys, Nov 07, 2021 110 at Buffalo Bills, Nov 13, 2023

100-YARD RUSHING GAMES (2): REGULAR SEASON

DATE	TEAM	ATT.	YDS.	AVG.	LG	TD
11/07/21	at Cowboys	17	111	6.5	30	0
12/05/21	at Chiefs	23	102	4.4	14	0






2023 GAME-BY-GAME REGULAR-SEASON STATISTICS (BRONCOS)

DATE	OPPONENT	P/S	RUSHING					RECEIVING					W/L	SCORE
			NO.	YDS.	AVG.	LG	TD	NO.	YDS.	AVG.	LG	TD		
09/10	Raiders	S	13	52	4.0	11	0	4	5	1.3	7	0	L	16-17
09/17	Commanders	S	12	44	3.7	15	0	2	14	7.0	9	0	L	33-35
09/24	at Dolphins	S	11	42	3.8	16	0	2	23	11.5	17	0	L	20-70
10/01	at Bears	S	2	0	0.0	1	0	3	9	3.0	4	0	W	31-28
10/08	Jets		ON INACTIVE LIST										L	21-31
10/12	at Chiefs	P	10	52	5.2	18	0	0	0	0.0	0	0	L	8-19
10/22	Packers	S	15	82	5.5	21	0	3	14	4.7	7	0	W	19-17
10/29	Chiefs	S	27	85	3.1	15	0	3	13	4.3	14	1	W	24-9
11/13	at Bills	S	21	79	3.8	11	0	4	31	7.8	18	1	W	24-22
11/19	Vikings	S	11	37	3.4	15	0	2	16	8.0	13	0	W	21-20
11/26	Browns	S	18	65	3.6	15	0	3	6	2.0	4	0	W	29-12
12/03	at Texans	S	13	46	3.5	16	0	3	24	8.0	15	0	L	17-22
12/10	at Chargers	S	17	66	3.9	20	1	3	25	8.3	14	0	W	24-7
12/16	at Lions	P	12	27	2.3	8	0	2	-7	-3.5	-2	0	L	17-42
12/24	Patriots	S	11	24	2.2	9	1	3	-5	-1.7	-1	0	L	23-26
12/31	Chargers	P	15	41	2.7	16	0	3	17	5.7	9	0	W	16-9
01/07	at Raiders	S	9	32	3.6	11	1	7	43	6.1	12	0	L	14-27
2023 TOTALS		16-13	217	774	3.6	21	3	47	228	4.9	18	2	8-9	

2024 GAME-BY-GAME REGULAR-SEASON STATISTICS (BRONCOS)

DATE	OPPONENT	P/S	RUSHING					RECEIVING					W/L	SCORE
			NO.	YDS.	AVG.	LG	TD	NO.	YDS.	AVG.	LG	TD		
09/08	at Seahawks	S	8	23	2.9	9	0	1	0	0.0	0	0	L	20-26
09/15	Steelers	S	11	17	1.5	5	0	5	48	9.6	14	0	L	6-13
09/22	at Buccaneers	S	5	12	2.4	5	0	4	29	7.3	11	0	W	26-7
09/29	at Jets	S	16	77	4.8	16	0	2	3	1.5	4	0	W	10-9
10/06	Raiders	S	13	61	4.7	17	0	5	50	10.0	26	0	W	34-18
10/13	Chargers	S	6	23	3.8	13	0	3	13	4.3	10	0	L	16-23
2024 TOTALS		6-6	59	213	3.6	17	0	20	143	7.2	26	0	3-3	





4 QB



ZACH WILSON

HEIGHT/WEIGHT: 6-2 / 214

COLLEGE: Brigham Young

BIRTHDAY: Aug. 3, 1999

BORN: Draper, Utah

NFL EXPERIENCE: 4th YR

BRONCOS EXPERIENCE: 1st YR

GP/GS: 34/33

ACQUIRED: T (NYJ)-'24

AT A GLANCE

- A fourth-year quarterback who has appeared in 34 career regular-season games (33 starts) with the N.Y. Jets, completing 566-of-993 passes (57.0%) for 6,293 yards with 23 touchdowns and 25 interceptions (73.2 rtg.).
- Tallied 93 career rushing attempts for 498 yards (5.35 avg.) with five rushing touchdowns.
- Started 11-of-12 games played in 2023, totaling 2,271 yards on 221-of-368 passing (60.1%) with eight touchdowns and seven interceptions for a career-high passer rating (77.2 rtg.).
- In 2022, started all nine games played, completing 132-of-242 passes (54.5%) for 1,688 yards, six touchdowns and seven interceptions (72.8 rtg.).
- Started all 13 games he appeared in during his rookie season, completing 213-of-383 passes (55.6%) for 2,334 yards, nine touchdowns and 11 interceptions (69.7 rtg.) in 2021.
- Three-time Pepsi Zero Sugar Rookie of the Week winner in his debut season.
- Played three seasons at Brigham Young University (2018-20), completing 566-of-837 passes (67.6%) for 7,652 yards with 56 touchdowns in 30 games (28 starts).
- Was named Pro Football Focus All-America second team, Phil Steele All-America honorable mention and finished eighth in Heisman Trophy voting in 2020.
- Selected in the first round (second overall) of the 2021 NFL Draft by the N.Y. Jets.
- Acquired by Denver via trade (N.Y. Jets) on April 24, 2024.

2023: Wilson started 11-of-12 games played, totaling 2,271 yards while completing 221-of-368 passes (60.1%) with eight touchdowns and seven interceptions for a career-high passer rating (77.2 rtg.)... Led the Jets to a win in the season opener in relief of Jets QB Aaron Rodgers, going 13-of-21 passing (66.67%) for 140 yards and one score vs. Buf. (9/11)... Completed 28-of-39 passes (71.8%) for 245 yards with two touchdowns (105.2 rtg.) vs. KC (10/1)... Converted his second career two-point conversion on a rush in the third quarter to tie the game at 20-20 against the Chiefs... Was inactive for Games 11-12... Threw for a season-high 301 yards while completing 27-of-36 passes (75.0%) with two touchdowns vs. Hou. (12/10)... His 117.9 passer rating against the Texans was a career-high... Was inactive for Games 15-16.

2022: Wilson started all nine games played, completing 132-of-242 passes (54.5%) for 1,688 yards, six touchdowns and seven interceptions (72.8 rtg.)... Recorded single-season bests in yards per attempt (7) and completions of at least 50 yards (4)... Added 28 carries for 102 yards (3.6 avg.) and one score... Was inactive for Games 1-3... Made season debut and led a 10-point fourth-quarter comeback that saw him go 10-of-12 for 128 yards with one touchdown in the final quarter at Pit. (10/2)... Also caught a receiving touchdown against the Steelers, becoming first Jets quarterback in franchise history to do so... Recorded his first 300-yard passing performance of his career, throwing 20-of-41 passes (48.4%) for a career-high 355 yards, two touchdowns and three interceptions (64.6 rtg.) vs. N.E. (10/30)... Recorded his first career game with a 100-plus passer rating game after completing 18-of-25 passes (72.0%) for 154 yards with one touchdown for a 101.1 passer rating vs. Buf. (11/6)... Recorded his second career game with at least 300 passing yards vs. Det. (12/18), completing 18-of-35 passes (51.4%) for 317 yards, two touchdowns and one interception (89.8 rtg.)... Was inactive for Games 11-13, 16.

2021: Wilson started all 13 games he appeared in during his rookie season, completing 213-of-383 passes (55.6%) for 2,334 yards, nine touchdowns and 11 interceptions (69.7 rtg.)... Made his NFL debut in the season opener, hitting on 20-of-37 passing (54.1%) for 258 yards with two touchdowns and one interception (82.9 rtg.) at Car. (9/12)... Also rushed for one two-point conversion at Car. (9/12)... Honored with Pepsi Zero Sugar Rookie of the Week honors after completing 21-of-34 passes (61.8%) for 297 yards with two touchdowns and one interception (97.3 rtg.) vs. Ten. (10/3)... Was inactive for Games 7-10... Named Pepsi Zero Sugar Rookie of the Week for the second time of the season after completing 23-of-38 passes (60.5%) for 226 yards with two touchdowns and one interception (83.9 rtg.) vs. Phi. (12/5)... Secured the Pepsi Zero Sugar Rookie of the Week hat trick after leading the Jets with four carries for 91 rushing yards (22.8 avg.) and one score while completing 14-of-22 passes (63.6%) for 102 yards and one touchdown (89.6 rtg.) vs. Jac. (12/26)... His 54-yard rushing touchdown in the first quarter vs. Jac. (12/26) marked the longest rush by a quarterback in Jets franchise history at the time... Was voted Pepsi Zero Sugar Rookie of the Week three times (Weeks 4, 13 and 16), becoming one of four rookies to





win the award multiple times in 2021... Finished the season with 156 straight completions without an interception, the longest streak by any Jets quarterback since 2000 and the longest ever streak by a Jets' rookie.

COLLEGE: Wilson played in 30 career games at Brigham Young University (28 starts) over three seasons (2018-20), completing 566-of-837 passes (67.6%) for 7,652 yards with 56 touchdowns... Also added 212 career rushing attempts for 642 yards (3.0 avg.) with 15 touchdowns... In 2018, became the youngest quarterback to ever start for the Cougars... As a junior in 2020, completed 247-of-336 passes (73.5%) for 3,692 yards with 33 touchdowns and three interceptions... His 73.5 completion percentage broke the single-season school record previously held by Pro Football Hall of Fame QB Steve Young... Added 70 carries for 254 yards and 10 touchdowns in 2020... In 2020, ranked No. 2 nationally in completion percentage (73.5), No. 3 in passing yards (3,692), passing touchdowns (33) and yards per attempt (11), No. 4 in rushing touchdowns by a quarterback (10) and No. 10 in passing yards per game (307.7)... Named Pro Football Focus All-America second team, Phil Steele All-America honorable mention and finished eighth in Heisman Trophy voting.

PERSONAL: Wilson attended Corner Canyon High School in Draper, Utah, where he was named 5A MVP, runner-up for Utah Mr. Football and was an All-State first team selection at quarterback in 2017... As a senior, passed for 2,986 yards and 24 touchdowns while rushing for 752 yards and eight scores... Led Corner Canyon to the 5A state semifinals, a region championship and a 11-1 overall record... As a junior, threw for 2,708 yards and 20 touchdowns along with 539 rushing yards... Also earned a varsity letter in basketball... Zach Wilson was born on Aug. 3, 1999 in Draper, Utah.

Transactions

Signed by N.Y. Jets as a draft choice 7/29/21; Traded to Denver 4/24/24.

REGULAR SEASON COMPARISON: PASSING - NEW ORLEANS SAINTS

DATE	OPP	W/L	GP/GS	C	ATT	YDS.	AVG.	TD	LG	INT	SK	SKYD	RTG
12/12/21	NYJ vs. NO	L	S	19	42	202	4.8	0	27	0	3	24	59.8
TOTALS		0/1	1/1	19	42	202	4.8	0	27	0	3	24	--

Zach Wilson's NFL Regular Season Passing Statistics

DATE	TEAM	GP	GS	ATT.	CMP.	PCT.	YDS	AVG.	TD	INT.	LG	SK	LST	RATE
2021	Jets	13	13	383	213	55.6	2,334	6.1	9	11	54	44	370	69.7
2022	Jets	9	9	242	132	54.5	1,688	7.0	6	7	79	23	175	72.8
2023	Jets	12	11	368	221	60.1	2,271	6.2	8	7	68t	46	340	77.2
2024	Broncos	0	0	0	0	0.0	0	0.0	0	0	0	0	0	0.0
TOTALS		34	33	993	566	57.0	6,293	6.3	23	25	79	113	885	73.2

Zach Wilson's NFL Regular Season Rushing Statistics

DATE	TEAM	NO.	YDS.	AVG.	LG	TD
2021	Jets	29	185	6.4	52t	4
2022	Jets	28	102	3.6	18	1
2023	Jets	36	211	5.9	20	0
2024	Broncos	0	0	0.0	0	0
TOTALS		93	498	5.4	52T	5





Zach Wilson's NFL Regular Season Passing/Rushing Statistics

DATE	TEAM	GP	GS	PASSING											RUSHING				
				ATT.	CMP.	PCT.	YDS	AVG.	TD	INT.	LG	SK	LST	RATE	NO.	YDS.	AVG.	LG	TD
2021	Jets	13	13	383	213	55.6	2,334	6.1	9	11	54	44	370	69.7	29	185	6.4	52t	4
2022	Jets	9	9	242	132	54.5	1,688	7.0	6	7	79	23	175	72.8	28	102	3.6	18	1
2023	Jets	12	11	368	221	60.1	2,271	6.2	8	7	68t	46	340	77.2	36	211	5.9	20	0
2024	Broncos	0	0	0	0	0.0	0	0.0	0	0	0	0	0	0.0	0	0	0.0	0	0
TOTALS		34	33	993	566	57.0	6,293	6.3	23	25	79	113	885	73.2	93	498	5.4	52T	5

SINGLE-GAME HIGHS: QUARTERBACK

<p>Pass Attempts 49 vs. Los Angeles Chargers, Nov 06, 2023 42 vs. New Orleans Saints, Dec 12, 2021 41 vs. New England Patriots, Oct 30, 2022 39 at Las Vegas Raiders, Nov 12, 2023 39 vs. Kansas City Chiefs, Oct 01, 2023</p> <p>Pass Completions 33 vs. Los Angeles Chargers, Nov 06, 2023 28 vs. Kansas City Chiefs, Oct 01, 2023 27 vs. Houston Texans, Dec 10, 2023 23 at Las Vegas Raiders, Nov 12, 2023 23 vs. Philadelphia Eagles, Dec 05, 2021</p> <p>Yards Passing 355 vs. New England Patriots, Oct 30, 2022 317 vs. Detroit Lions, Dec 18, 2022 301 vs. Houston Texans, Dec 10, 2023 297 vs. Tennessee Titans, Oct 03, 2021 263 at Las Vegas Raiders, Nov 12, 2023 ...1 more at 263.</p> <p>TD Passes 2 vs. Houston Texans, Dec 10, 2023 2 vs. Kansas City Chiefs, Oct 01, 2023 2 vs. Detroit Lions, Dec 18, 2022 ...4 more at 2.</p> <p>Long Passes 79 vs. Miami Dolphins, Oct 09, 2022 68t at Dallas Cowboys, Sep 17, 2023 63 vs. New England Patriots, Oct 30, 2022 54 vs. New England Patriots, Oct 30, 2022 54 vs. Tennessee Titans, Oct 03, 2021</p> <p>Completion Percentage 75.0 vs. Houston Texans, Dec 10, 2023 73.1 at Denver Broncos, Oct 08, 2023 72.0 vs. Buffalo Bills, Nov 06, 2022 71.8 vs. Kansas City Chiefs, Oct 01, 2023 67.3 vs. Los Angeles Chargers, Nov 06, 2023</p>	<p>Passer Rating 117.9 vs. Houston Texans, Dec 10, 2023 105.2 vs. Kansas City Chiefs, Oct 01, 2023 101.1 vs. Buffalo Bills, Nov 06, 2022 99.3 vs. Miami Dolphins, Oct 09, 2022 97.3 vs. Tennessee Titans, Oct 03, 2021</p> <p>Rush Attempts 5 at Dallas Cowboys, Sep 17, 2023 5 vs. Buffalo Bills, Nov 06, 2022 5 at Green Bay Packers, Oct 16, 2022 4 at Buffalo Bills, Nov 19, 2023 ...9 more at 4.</p> <p>Rushing Yards 91 vs. Jacksonville Jaguars, Dec 26, 2021 54 at Las Vegas Raiders, Nov 12, 2023 36 at Dallas Cowboys, Sep 17, 2023 33 vs. New Orleans Saints, Dec 12, 2021 26 at Denver Broncos, Oct 08, 2023 ...1 more at 26.</p> <p>Longest Runs 52t vs. Jacksonville Jaguars, Dec 26, 2021 20 at Las Vegas Raiders, Nov 12, 2023 20 at Las Vegas Raiders, Nov 12, 2023 20 at Buffalo Bills, Jan 09, 2022 ...1 more at 20.</p> <p>Rushing TDs 1 vs. Miami Dolphins, Oct 09, 2022 1 vs. Jacksonville Jaguars, Dec 26, 2021 1 at Miami Dolphins, Dec 19, 2021 ...2 more at 1.</p>
---	---

300-YARD PASSING GAMES (3): REGULAR SEASON

DATE	TEAM	NO.	YDS.	AVG.	LG	TD
10/30/22	PATRIOTS	20	355	17.8	63	2
12/18/22	LIONS	18	317	17.6	50	2
12/10/23	TEXANS	27	301	11.1	27	2





2023 GAME-BY-GAME REGULAR-SEASON STATISTICS (JETS)

DATE	OPPONENT	P/S	PASSING										RUSHING				W/L	SCORE	
			ATT	CMP	YDS	PCT	Y/A	Y/C	TD	INT	LG	SK/YD	RATE	ATT	YDS	LG			TD
09/11	Bills	P	21	14	140	66.7	6.7	10.0	1	1	24	2/13	81.4	4	6	6	0	W	22-16+
09/17	at Cowboys	S	27	12	170	44.4	6.3	14.2	1	3	68t	3/19	38.1	5	36	16	0	L	10-30
09/24	Patriots	S	36	18	157	50.0	4.4	8.7	0	0	29	3/24	61.9	1	1	1	0	L	10-15
10/01	Chiefs	S	39	28	245	71.8	6.3	8.8	2	0	39	2/17	105.2	2	14	14	0	L	20-23
10/08	at Broncos	S	26	19	199	73.1	7.7	10.5	0	1	37	4/26	78.8	3	26	9	0	W	31-21
10/15	Eagles	S	33	19	186	57.6	5.6	9.8	0	0	33	5/31	73.5	4	15	9	0	W	20-14
10/29	at Giants	S	36	17	240	47.2	6.7	14.1	1	0	50t	4/47	78.5	4	25	17	0	W	13-10+
11/06	Chargers	S	49	33	263	67.3	5.4	8.0	0	0	33	8/57	80.6	2	7	7	0	L	6-27
11/12	at Raiders	S	39	23	263	59.0	6.7	11.4	0	1	41	2/6	68.6	4	54	20	0	L	12-16
11/19	at Bills	S	15	7	81	46.7	5.4	11.6	1	1	18	5/30	57.9	4	15	7	0	L	6-32
11/24	Dolphins		ON INACTIVE LIST														L	13-34	
12/03	Falcons		ON INACTIVE LIST														L	8-13	
12/10	Texans	S	36	27	301	75.0	8.4	11.1	2	0	27	4/33	117.9	3	12	10	0	W	30-6
12/17	at Dolphins	S	11	4	26	36.4	2.4	6.5	0	0	8	4/37	44.9	0	0	0	0	L	0-30
12/24	Commanders		ON INACTIVE LIST														W	30-28	
12/28	at Browns		ON INACTIVE LIST														L	20-37	
01/07	at Patriots		DID NOT PLAY														W	17-3	
2023 TOTALS		12-11	368	221	2,271	60.1	6.2	10.3	8	7	68T	46/340	77.2	36	211	20	0	7-10	

+ - Overtime

2024 GAME-BY-GAME REGULAR-SEASON STATISTICS (BRONCOS)

DATE	OPPONENT	P/S	PASSING										RUSHING				W/L	SCORE	
			ATT	CMP	YDS	PCT	Y/A	Y/C	TD	INT	LG	SK/YD	RATE	ATT	YDS	LG			TD
09/08	at Seahawks		ON INACTIVE LIST														L	20-26	
09/15	Steelers		ON INACTIVE LIST														L	6-13	
09/22	at Buccaneers		ON INACTIVE LIST														W	26-7	
09/29	at Jets		ON INACTIVE LIST														W	10-9	
10/06	Raiders		ON INACTIVE LIST														W	34-18	
10/13	Chargers		ON INACTIVE LIST														L	16-23	
2024 TOTALS		0-0	0	0	0	0.0	0.0	0.0	0	0	0	0/0	0.0	0	0	0	0	3-3	





**WEEK-BY-WEEK
TEAM & INDIVIDUAL
STATISTICS**

TEAM STATS



DENVER BRONCOS / REGULAR SEASON WEEK 6 / THROUGH SUNDAY, OCTOBER 13, 2024

WON 3, LOST 3				SEAN PAYTON (6 GAMES)	
09/08	L	20-26	at Seattle	68,714	
09/15	L	6-13	Pittsburgh	74,215	
09/22	W	26-7	at Tampa Bay	62,738	
09/29	W	10-9	at N.Y. Jets	82,243	
10/06	W	34-18	Las Vegas	72,825	
10/13	L	16-23	L.A. Chargers	70,743	

2024 TEAM STATISTICS			
	DEN	OPP.	
FIRST DOWNS	91	110	
Rushing	43	32	
Passing	44	62	
Penalty	4	16	
Third Down-Made/Att	20/80	33/86	
Third Down Efficiency	25.0%	38.4%	
Fourth Down-Made/Att	7/9	0/4	
Fourth Down Efficiency	77.8%	0.0%	
TOTAL NET YARDS	1,669	1,706	
Avg. Per Game	278.2	284.3	
Total Plays	356	384	
Avg. Per Play	4.7	4.4	
NET YARDS RUSHING	644	685	
Avg. Per Game	107.3	114.2	
Total Rushes	149	171	
Avg. Per Rush	4.3	4.0	
NET YARDS PASSING	1,025	1,021	
Avg. Per Game	170.8	170.2	
Sacked/Yards Lost	9/57	22/123	
Gross Yards	1,082	1,144	
Attempts/Completions	198/121	191/123	
Pct. of Completion	61.1%	64.4%	
Had Intercepted	5	5	
PUNTS/AVERAGE	35/46.6	33/48.4	
Net Punting Average	43.1	41.6	
PUNT RETURN/AVG.	13/12.5	13/6.5	
KICKOFF RETURN/AVG.	6/26.8	9/23.8	
INTERCEPTION RETURN/AVG.	5/31.6	5/6.8	
PENALTIES/YARDS	43/390	48/327	
FUMBLES/BALL LOST	6/4	5/3	
TOUCHDOWNS	10	9	
Rushing	4	4	
Passing	5	5	
Returns	1	0	
EXTRA POINTS/ATTEMPTS	9/9	7/7	
TWO POINT CONVERSION/ATT.	0/1	1/2	
FIELD GOALS/ATTEMPTS	13/14	11/12	
AVG. TIME OF POSSESSION	28:26	31:34	

* SCORE BY PERIODS	Q1	Q2	Q3	Q4	OT	PTS
TEAM	17	29	14	52	0	112
OPPONENTS	30	32	16	18	0	96

SCORING	TD	RU	PA	RT	K-PAT	FG	2PT	S	PTS
W. Lutz	0	0	0	0	9/9	13/14	0	0	48
B. Nix	3	3	0	0	0/0	0/0	0	0	18
J. McLaughlin	2	1	1	0	0/0	0/0	0	0	12
C. Sutton	2	0	2	0	0/0	0/0	0	0	12
T. Franklin	1	0	1	0	0/0	0/0	0	0	6
J. Reynolds	1	0	1	0	0/0	0/0	0	0	6
P. Surtain II	1	0	0	1	0/0	0/0	0	0	6
Z. Allen	0	0	0	0	0/0	0/0	0	1	2
TEAM	10	4	5	1	9/9	13/14	0	1	112
OPPONENTS	9	4	5	0	7/7	11/12	1	0	96

* RUSHING	NO.	YDS	AVG	LONG	TD
J. Williams	59	213	3.6	17	0
B. Nix	37	180	4.9	23	3
J. McLaughlin	36	116	3.2	15	1
T. Badie	11	86	7.8	43	0
A. Estime	4	27	6.8	12	0
M. Mims Jr.	1	17	17.0	17	0
T. Franklin	1	5	5.0	5	0
TEAM	149	644	4.3	43	4
OPPONENTS	171	685	4.0	40	4

* RECEIVING	TAR	NO.	YDS	AVG	LONG	TD
C. Sutton	47	21	277	13.2	29	2
J. Williams	26	20	143	7.2	26	0
J. Reynolds	19	12	183	15.3	49	1
L. Humphrey	18	13	143	11.0	27	0
T. Franklin	15	7	60	8.6	29	1
D. Vele	14	12	117	9.8	37	0
J. McLaughlin	13	12	28	2.3	11	1
G. Dulcich	12	5	28	5.6	9	0
M. Mims Jr.	8	3	26	8.7	9	0
N. Adkins	5	4	19	4.8	8	0
L. Krull	5	3	16	5.3	8	0
M. Burton	4	4	12	3.0	5	0
A. Trautman	3	2	32	16.0	19	0
T. Badie	3	3	-2	-0.7	2	0
TEAM	192	121	1,082	8.9	49	5
OPPONENTS	183	123	1,144	9.3	57	5

* INTERCEPTIONS	NO.	YDS	AVG	LONG	TD
P. Surtain II	2	100	50.0	100t	1
B. Jones	1	37	37.0	37	0
A. Singleton	1	21	21.0	21	0
R. Moss	1	0	0.0	0	0
TEAM	5	158	31.6	100t	1
OPPONENTS	5	34	6.8	25	0

* FUMBLES	FUM	LST	FF	REC	TD
J. Williams	2	2	0	0	0
T. Badie	1	1	0	0	0
J. McLaughlin	1	1	0	0	0
A. Estime	1	0	0	0	0
B. Nix	0	0	0	1	0
A. Trautman	0	0	0	1	0
L. Wattenberg	1	0	0	0	0
TEAM	6	4	0	2	0
OPPONENTS	5	3	0	1	0

* PUNTING	NO.	YDS	AVG	NET	TB	IN	LG	B
R. Dixon	35	1,631	46.6	43.1	2	17	65	0
TEAM	35	1,631	46.6	43.1	2	17	65	0
OPPONENTS	33	1,596	48.4	41.6	3	12	67	0

* PUNT RETURNS	RET	FC	YDS	AVG	LONG	TD
M. Mims Jr.	13	7	163	12.5	38	0
TEAM	13	7	163	12.5	38	0
OPPONENTS	13	12	84	6.5	18	0

* KICKOFF RETURNS	NO.	YDS	AVG	LONG	TD
T. Smith	3	92	30.7	38	0
M. Mims Jr.	3	69	23.0	26	0
TEAM	6	161	26.8	38	0
OPPONENTS	9	214	23.8	31	0

* FIELD GOALS	1-19	20-29	30-39	40-49	50+
W. Lutz	0/0	1/1	5/5	6/6	1/2
TEAM	0/0	1/1	5/5	6/6	1/2
OPPONENTS	0/0	4/4	2/2	3/3	2/3

W. Lutz: (35G, 30G, 45G) (35G, 29G) (43G, 38G, 33G, 43G) (47G, 50WL) (51G, 44G) (40G)
 OPP: (50G, 28G) (22G, 53G) (23G, 35G, 40G, 50WR) (40G) (20G, 33G, 46G)
 2-Pt Conv: TM 0-1, OPP 1-2

SACKS: J. Cooper 4.5, N. Bonitto 4.0, Z. Allen 3.5, J. Strnad 2.0, J. Franklin-Myers 2.0, D. Tillman 2.0, J. Ellis 1.5, P. Locke 1.0, D. Key 1.0, M. Roach 0.5, TM 22.0, OPP 9.0 FUM/LOST: J. Williams 2/2, J. McLaughlin 1/1, T. Badie 1/1, L. Wattenberg 1/0, A. Estime 1/0, TM 6/4, OPP 5/3

* PASSING	ATT	CMP	YDS	CMP%	YDS/ATT	TD	TD%	INT	INT%	LONG	SACK	LOST	RATING
B. Nix	198	121	1,082	61.1	5.5	5	2.5	5	2.5	49	9	57	73.7
TEAM	198	121	1,082	61.1	5.5	5	2.5	5	2.5	49	9	57	73.7
OPPONENTS	191	123	1,144	64.4	6.0	5	2.6	5	2.6	57t	22	123	78.5





2024 REGULAR SEASON DENVER BRONCOS DEFENSIVE STATS
(THROUGH WEEK 6)

POS.	PLAYER	TKL.	AST.	COMB	TFL	SACKS/SK.	YDS.	PR	FR	FF	INT./YDS.	PD
S	B. Jones	28	16	44	0	0.0/0.0		0	1	1	1/37	3
CB	R. Moss	29	10	39	1	0.0/0.0		0	1	1	1/0	5
ILB	C. Barton	17	20	37	1	0.0/0.0		0	0	0	0/0	0
S	P. Locke	23	8	31	2	1.0/10.0		1	0	0	0/0	2
ILB	A. Singleton	17	14	31	1	0.0/0.0		1	0	0	1/21	1
DE	Z. Allen	18	11	29	9	3.5/12.5		13	0	0	0/0	0
CB	J. McMillian	21	7	28	1	0.0/0.0		0	0	0	0/0	2
OLB	J. Cooper	13	12	25	4	4.5/24.5		10	0	1	0/0	0
ILB	J. Strnad	15	5	20	3	2.0/8.0		2	0	0	0/0	0
DT	M. Roach	7	9	16	0	0.5/3.0		3	0	0	0/0	1
DT	D. Jones	8	7	15	1	0.0/0.0		1	0	0	0/0	0
CB	P. Surtain II	8	6	14	0	0.0/0.0		0	0	0	2/99	5
DE	J. Franklin-Myers	7	7	14	3	2.0/14.0		4	0	0	0/0	0
OLB	N. Bonitto	9	3	12	4	4.0/24.0		7	0	0	0/0	1
OLB	J. Elliss	7	3	10	3	1.5/9.0		2	0	0	0/0	1
DL	J. Jackson	1	6	7	0	0.0/0.0		0	0	0	0/0	0
LB	K. Welch	3	3	6	0	0.0/0.0		0	0	0	0/0	0
OLB	D. Tillman	4	1	5	2	2.0/18.0		3	0	0	0/0	0
CB	L. Wallace	3	2	5	0	0.0/0.0		0	0	0	0/0	1
OLB	B. Browning	1	4	5	1	0.0/0.0		0	0	0	0/0	0
DL	E. Uwazurike	0	4	4	0	0.0/0.0		0	0	0	0/0	0
S	D. Key	1	0	1	0	1.0/0.0		1	0	0	0/0	0
TOTALS		240	158	398	36	22.0/123.0		48	2	3	5/157	22

2024 REGULAR SEASON BRONCOS SPECIAL TEAMS
STATS

POS.	PLAYER	TKL.	AST.	COMB.
DB	Smith, Keidron	4	1	5
FB	Burton, Michael	1	3	4
S	Skinner, JL	3	0	3
LS	Fraboni, Mitchell	2	1	3
S	Key, Devon	0	3	3
ILB	Strnad, Justin	2	0	2
LB	Welch, Kristian	1	1	2
OLB	Elliss, Jonah	0	2	2
S	Locke, P.J.	1	0	1
CB	Smith, Tremon	1	0	1
OLB	Tillman, Dondrea	1	0	1
TE	Adkins, Nate	0	1	1
ILB	Barton, Cody	0	1	1
DB	McCalister, Tanner	0	1	1
TOTALS		16	14	30

DEFENSIVE SCORES

- INT (1)** (8:59) G.Minshew pass short left intended for B.Bowers INTERCEPTED by P.Surtain at DEN 0. P.Surtain for 100 yards. vs. LV (10/06/24)
- FR (0)**
- Safety (2)** (11:28) (Shotgun) G.Smith pass incomplete short left to D.Metcalf (P.Locke). PENALTY on SEA-A.Bradford, Offensive Holding, 1 yard, enforced in End Zone, SAFETY - No Play. @ SEA (09/08/24)
- (4:36) (Shotgun) Z.Charbonnet right guard tackled in End Zone for -1 yards, SAFETY (Z.Allen, J.Cooper). @ SEA (09/08/24)

SPECIAL TEAMS BIG PLAYS

- FR (1)** (10:26) R.Dixon punts 54 yards to SEA 10, Center-M.Fraboni. D.Williams MUFFS catch, touched at SEA 10, RECOVERED by DEN-J.Skinner at SEA 9. @ SEA (09/08/24)

REGULAR SEASON DEFENSIVE AND SPECIAL TEAMS STATISTICS ARE BASED ON PRESS BOX STATISTICS.





(AS OF OCT 15, 2024, 1:05 AM MDT)

2024 : REGULAR SEASON

PLAYERS	1	2	3	4	5	6	7	8	9	10	11	12	13	14	15	16	17	2024			
	AT SEA 9/8	PIT 9/15	AT TB 9/22	AT NYJ 9/29	LV 10/6	LAC 10/13	AT NO 10/17	CAR 10/27	AT BAL 11/3	AT KC 11/10	ATL 11/17	AT LV 11/24	CLE 12/2	IND 12/15	AT LAC 12/22	AT CIN 12/28	KC 1/5	GP	GS	DNP	IN
Abrams-Draine, K.	N	N	N	N	N	N	-	-	-	-	-	-	-	-	-	-	-	0	0	0	6
Adkins, N.	FB	FB	P	FB	P	P	-	-	-	-	-	-	-	-	-	-	-	6	3	0	0
Ahmed, S.	^	^	^	^	PS	NOT	-	-	-	-	-	-	-	-	-	-	-	0	0	0	0
Alexander, K.	^	^	^	PS	PS	PS	-	-	-	-	-	-	-	-	-	-	-	0	0	0	0
Allen, Z.	DE	DE	DE	DE	DE	DE	-	-	-	-	-	-	-	-	-	-	-	6	6	0	0
Badie, T.	PS	P	P	P	IR	IR	-	-	-	-	-	-	-	-	-	-	-	3	0	0	0
Bailey, L.	PS	PS	PS	P	P	P	-	-	-	-	-	-	-	-	-	-	-	3	0	0	0
Bailey, Q.	IR	IR	IR	IR	IR	IR	-	-	-	-	-	-	-	-	-	-	-	0	0	0	0
Bandy, M.	PS	PS	PS	PS	PS	PS	-	-	-	-	-	-	-	-	-	-	-	0	0	0	0
Barton, C.	P	P	P	ILB	ILB	ILB	-	-	-	-	-	-	-	-	-	-	-	6	3	0	0
Bolles, G.	LT	LT	LT	LT	LT	LT	-	-	-	-	-	-	-	-	-	-	-	6	6	0	0
Bonitto, N.	P	P	WLB	WLB	WLB	WLB	-	-	-	-	-	-	-	-	-	-	-	6	4	0	0
Browning, B.	WLB	WLB	IR	IR	IR	IR	-	-	-	-	-	-	-	-	-	-	-	2	2	0	0
Burton, M.	P	P	P	P	FB	P	-	-	-	-	-	-	-	-	-	-	-	6	1	0	0
Cooper, J.	SLB	SLB	SLB	SLB	SLB	SLB	-	-	-	-	-	-	-	-	-	-	-	6	6	0	0
Crum, F.	N	N	P	P	P	P	-	-	-	-	-	-	-	-	-	-	-	4	0	0	2
Cunningham, Z.	^	^	^	PS	PS	PS	-	-	-	-	-	-	-	-	-	-	-	0	0	0	0
Dixon, R.	P	P	P	P	P	P	-	-	-	-	-	-	-	-	-	-	-	6	0	0	0
Dulcich, G.	TE	P	TE	TE	N	N	-	-	-	-	-	-	-	-	-	-	-	4	3	0	2
Elliss, J.	P	P	P	P	P	P	-	-	-	-	-	-	-	-	-	-	-	6	0	0	0
Estime, A.	P	IR	IR	IR	IR	IR	-	-	-	-	-	-	-	-	-	-	-	2	0	0	0
Farmer II, A.	^	^	^	PS	PS	PS	-	-	-	-	-	-	-	-	-	-	-	0	0	0	0
Fleming, C.	^	^	^	^	^	P	-	-	-	-	-	-	-	-	-	-	-	1	0	0	0
Forsyth, A.	P	P	P	P	P	C	-	-	-	-	-	-	-	-	-	-	-	6	1	0	0
Fraboni, M.	P	P	P	P	P	P	-	-	-	-	-	-	-	-	-	-	-	6	0	0	0
Franklin-Myers, J.	DE	DE	DE	DE	P	DE	-	-	-	-	-	-	-	-	-	-	-	6	5	0	0
Franklin, T.	N	P	P	WR	WR	WR	-	-	-	-	-	-	-	-	-	-	-	5	3	0	1
Gargiulo, N.	PS	PS	PS	PS	PS	PS	-	-	-	-	-	-	-	-	-	-	-	0	0	0	0
Henningsen, M.	PS	PS	PS	PS	PS	PS	-	-	-	-	-	-	-	-	-	-	-	0	0	0	0
Humphrey, L.	P	WR	P	P	P	P	-	-	-	-	-	-	-	-	-	-	-	6	1	0	0
Jackson, J.	P	P	P	P	P	P	-	-	-	-	-	-	-	-	-	-	-	6	0	0	0
Johnson, B.	NOT	PS	NOT	NOT	NOT	NOT	-	-	-	-	-	-	-	-	-	-	-	0	0	0	0
Jones, B.	S	S	S	S	S	S	-	-	-	-	-	-	-	-	-	-	-	6	6	0	0
Jones, D.	NT	NT	NT	NT	NT	NT	-	-	-	-	-	-	-	-	-	-	-	6	6	0	0
Key, D.	P	P	P	P	P	P	-	-	-	-	-	-	-	-	-	-	-	6	0	0	0
Krull, L.	N	N	N	N	P	P	-	-	-	-	-	-	-	-	-	-	-	2	0	0	4
Locke, P.	S	S	S	S	S	S	-	-	-	-	-	-	-	-	-	-	-	6	6	0	0
Lutz, W.	P	P	P	P	P	P	-	-	-	-	-	-	-	-	-	-	-	6	0	0	0
Mathis, D.	IR	IR	IR	IR	IR	IR	-	-	-	-	-	-	-	-	-	-	-	0	0	0	0
McCalister, T.	PS	PS	P	P	PS	P	-	-	-	-	-	-	-	-	-	-	-	3	0	0	0
McGlinchey, M.	RT	RT	IR	IR	IR	IR	-	-	-	-	-	-	-	-	-	-	-	2	2	0	0
McLaughlin, J.	P	P	P	P	P	P	-	-	-	-	-	-	-	-	-	-	-	6	0	0	0
McMillian, J.	NCB	P	NCB	P	NCB	P	-	-	-	-	-	-	-	-	-	-	-	6	3	0	0
Meinerz, Q.	RG	RG	RG	RG	RG	RG	-	-	-	-	-	-	-	-	-	-	-	6	6	0	0
Miller, J.	PS	PS	PS	PS	PS	PS	-	-	-	-	-	-	-	-	-	-	-	0	0	0	0
Mims Jr., M.	PR	P	P	P	P	P	-	-	-	-	-	-	-	-	-	-	-	6	1	0	0
Moss, R.	RCB	RCB	RCB	RCB	RCB	RCB	-	-	-	-	-	-	-	-	-	-	-	6	6	0	0
Mustipher, S.	NOT	NOT	NOT	NOT	NOT	PS	-	-	-	-	-	-	-	-	-	-	-	0	0	0	0
Nchami, D.	IR	NOT	NOT	NOT	NOT	NOT	-	-	-	-	-	-	-	-	-	-	-	0	0	0	0
Newsome, Q.	PS	PS	PS	PS	PS	PS	-	-	-	-	-	-	-	-	-	-	-	0	0	0	0
Nix, B.	QB	QB	QB	QB	QB	QB	-	-	-	-	-	-	-	-	-	-	-	6	6	0	0
Palczewski, A.	P	P	LG	LG	LG	N	-	-	-	-	-	-	-	-	-	-	-	5	3	0	1
Parham, D.	^	PS	PS	PS	PS	PS	-	-	-	-	-	-	-	-	-	-	-	0	0	0	0
Pearl, M.	P	P	P	P	P	LT	-	-	-	-	-	-	-	-	-	-	-	6	1	0	0
Perkins, R.	IR	IR	NOT	NOT	NOT	NOT	-	-	-	-	-	-	-	-	-	-	-	0	0	0	0
Perry, A.	^	^	^	^	^	PS	-	-	-	-	-	-	-	-	-	-	-	0	0	0	0
Powers, B.	LG	LG	LG	LG	LG	LG	-	-	-	-	-	-	-	-	-	-	-	6	6	0	0
Reynolds, J.	P	P	WR	P	P	IR	-	-	-	-	-	-	-	-	-	-	-	5	1	0	0
Roach, M.	P	P	P	P	P	P	-	-	-	-	-	-	-	-	-	-	-	6	0	0	0
Sanders, D.	R/PUP	R/PUP	R/PUP	R/PUP	R/PUP	R/PUP	-	-	-	-	-	-	-	-	-	-	-	0	0	0	0
Sherman, W.	PS	PS	PS	PS	PS	NOT	-	-	-	-	-	-	-	-	-	-	-	0	0	0	0
Sills V, D.	PS	PS	PS	PS	PS	PS	-	-	-	-	-	-	-	-	-	-	-	0	0	0	0
Singleton, A.	ILB	ILB	ILB	IR	IR	IR	-	-	-	-	-	-	-	-	-	-	-	3	3	0	0
Skinner, J.	P	P	N	N	N	N	-	-	-	-	-	-	-	-	-	-	-	3	0	0	3
Smith, K.	P	P	P	P	P	N	-	-	-	-	-	-	-	-	-	-	-	5	0	0	1
Smith, T.	P	P	P	P	P	P	-	-	-	-	-	-	-	-	-	-	-	6	0	0	0
Stidham, J.	X	X	X	X	X	X	-	-	-	-	-	-	-	-	-	-	-	0	0	6	0
Strnad, J.	P	P	P	ILB	ILB	ILB	-	-	-	-	-	-	-	-	-	-	-	6	3	0	0
Surtain II, P.	LCB	LCB	LCB	LCB	LCB	LCB	-	-	-	-	-	-	-	-	-	-	-	6	6	0	0
Sutton, C.	P	WR	WR	P	WR	WR	-	-	-	-	-	-	-	-	-	-	-	6	4	0	0
Taylor, R.	PS	PS	PS	PS	PS	PS	-	-	-	-	-	-	-	-	-	-	-	0	0	0	0
Throckmorton, C.	PS	PS	PS	PS	PS	X	-	-	-	-	-	-	-	-	-	-	-	0	0	1	0
Tillman, D.	PS	PS	P	P	P	P	-	-	-	-	-	-	-	-	-	-	-	4	0	0	0
Trautman, A.	TE	TE	TE	TE	TE	TE	-	-	-	-	-	-	-	-	-	-	-	6	6	0	0
Turner-Yell, D.	R/PUP	R/PUP	R/PUP	R/PUP	R/PUP	R/PUP	-	-	-	-	-	-	-	-	-	-	-	0	0	0	0
Uwazurike, E.	N	N	N	N	N	P	-	-	-	-	-	-	-	-	-	-	-	1	0	0	5
Vele, D.	P	N	N	N	N	WR	-	-	-	-	-	-	-	-	-	-	-	2	1	0	4
Wallace, L.	P	P	P	P	P	P	-	-	-	-	-	-	-	-	-	-	-	6	0	0	0
Watson, B.	N	N	N	N	P	N	-	-	-	-	-	-	-	-	-	-	-	1	0	0	5
Wattenberg, L.	C	C	C	C	C	IR	-	-	-	-	-	-	-	-	-	-	-	5	5	0	0
Welch, K.	P	ILB	ILB	P	P	P	-	-	-	-	-	-	-	-	-	-	-	6	2	0	0
Williams, J.	RB	RB	RB	RB	RB	RB	-	-	-	-	-	-	-	-	-	-	-	6	6	0	0
Wilson, Z.	N	N	N	N	N	N	-	-	-	-	-	-	-	-	-	-	-	0	0	0	6
Yassmin, T.	PS	PS	PS	PS	PS	PS	-	-	-	-	-	-	-	-	-	-	-	0	0	0	0





2024 REGULAR SEASON
OFFENSE

DATE	OPPONENT	WR	LT	LG	C	RG	RT	TE	WR	FB	RB	QB
9/8	at Seattle	Mims Jr.	Bolles	Powers	Wattenberg	Meinerz	McGlinchey	Adkins/ Dulcich/ Trautman	--	--	Williams	Nix
9/15	Pittsburgh	Sutton	Bolles	Powers	Wattenberg	Meinerz	McGlinchey	Adkins/ Trautman	Humphrey	--	Williams	Nix
9/22	at Tampa Bay	Sutton	Bolles	Powers	Wattenberg	Meinerz	Palczewski	Trautman/ Dulcich	Reynolds	--	Williams	Nix
9/29	at N.Y. Jets	Franklin	Bolles	Powers	Wattenberg	Meinerz	Palczewski	Adkins/ Dulcich/ Trautman	--	--	Williams	Nix
10/6	Las Vegas	Sutton	Bolles	Powers	Wattenberg	Meinerz	Palczewski	Trautman	Franklin	Burton	Williams	Nix
10/13	L.A. Chargers	Vele/ Sutton	Bolles	Powers	Forsyth	Meinerz	Peart	Trautman	Franklin	--	Williams	Nix
10/17		--	--	--	--	--	--	--	--	--	--	--
10/27		--	--	--	--	--	--	--	--	--	--	--
11/3		--	--	--	--	--	--	--	--	--	--	--
11/10		--	--	--	--	--	--	--	--	--	--	--
11/17		--	--	--	--	--	--	--	--	--	--	--
11/24		--	--	--	--	--	--	--	--	--	--	--
12/2		--	--	--	--	--	--	--	--	--	--	--
12/15		--	--	--	--	--	--	--	--	--	--	--
12/22		--	--	--	--	--	--	--	--	--	--	--
12/28		--	--	--	--	--	--	--	--	--	--	--
1/5		--	--	--	--	--	--	--	--	--	--	--

2024 REGULAR SEASON
DEFENSE

DATE	OPPONENT	DE	NT	DE	SLB	WLB	ILB	ILB	CB	CB	NCB	S	S
9/8	at Seattle	Allen	Jones	Franklin-Myers	Cooper	Browning	Singleton	--	Surtain II	Moss	McMillian	Locke	Jones
9/15	Pittsburgh	Allen	Jones	Franklin-Myers	Cooper	Browning	Singleton	Welch	Surtain II	Moss	--	Locke	Jones
9/22	at Tampa Bay	Allen	Jones	Franklin-Myers	Cooper	Bonitto	Singleton	--	Surtain II	Moss	McMillian	Locke	Jones
9/29	at N.Y. Jets	Allen	Jones	Franklin-Myers	Cooper	Bonitto	Barton	Strnad	Surtain II	Moss	--	Locke	Jones
10/6	Las Vegas	Allen	Jones	--	Cooper	Bonitto	Barton	Strnad	Surtain II	Moss	McMillian	Locke	Jones
10/13	L.A. Chargers	Allen	Jones	Franklin-Myers	Cooper	Bonitto	Barton	Strnad	Surtain II	Moss	--	Locke	Jones
10/17		--	--	--	--	--	--	--	--	--	--	--	--
10/27		--	--	--	--	--	--	--	--	--	--	--	--
11/3		--	--	--	--	--	--	--	--	--	--	--	--
11/10		--	--	--	--	--	--	--	--	--	--	--	--
11/17		--	--	--	--	--	--	--	--	--	--	--	--
11/24		--	--	--	--	--	--	--	--	--	--	--	--
12/2		--	--	--	--	--	--	--	--	--	--	--	--
12/15		--	--	--	--	--	--	--	--	--	--	--	--
12/22		--	--	--	--	--	--	--	--	--	--	--	--
12/28		--	--	--	--	--	--	--	--	--	--	--	--
1/5		--	--	--	--	--	--	--	--	--	--	--	--





Quarterbacks												
Name	Pos	G	GS	OffPl	OffPl/G	OffPl%	DefPl	DefPl/G	DefPl%	SpTmPl	SpTmPl/G	SpTmPl%
Bo Nix	QB	6	6	377	62.8	100.0	0	0.0	0.0	0	0.0	0.0
Running Backs												
Name	Pos	G	GS	OffPl	OffPl/G	OffPl%	DefPl	DefPl/G	DefPl%	SpTmPl	SpTmPl/G	SpTmPl%
Javonte Williams	RB	6	6	223	37.2	59.2	0	0.0	0.0	0	0.0	0.0
Jaleel McLaughlin	RB	6	0	117	19.5	31.0	0	0.0	0.0	3	0.5	1.8
Michael Burton	RB	6	1	58	9.7	15.4	0	0.0	0.0	115	19.2	69.3
Tyler Badie	RB	3	0	21	7.0	11.1	0	0.0	0.0	0	0.0	0.0
Audric Estime	RB	2	0	5	2.5	4.0	0	0.0	0.0	15	7.5	24.6
Blake Watson	RB	1	0	1	1.0	1.6	0	0.0	0.0	1	1.0	3.3
Wide Receivers/Tight Ends												
Name	Pos	G	GS	OffPl	OffPl/G	OffPl%	DefPl	DefPl/G	DefPl%	SpTmPl	SpTmPl/G	SpTmPl%
Courtland Sutton	WR	6	4	313	52.2	83.0	0	0.0	0.0	1	0.2	0.6
Lil'Jordan Humphrey	WR	6	1	219	36.5	58.1	0	0.0	0.0	0	0.0	0.0
Josh Reynolds	WR	5	1	187	37.4	58.1	0	0.0	0.0	1	0.2	0.7
Adam Trautman	TE	6	6	174	29.0	46.2	0	0.0	0.0	26	4.3	15.7
Nate Adkins	TE	6	3	126	21.0	33.4	0	0.0	0.0	100	16.7	60.2
Greg Dulcich	TE	4	3	120	30.0	46.3	0	0.0	0.0	0	0.0	0.0
Troy Franklin	WR	5	3	95	19.0	30.8	0	0.0	0.0	0	0.0	0.0
Marvin Mims Jr.	WR	6	1	76	12.7	20.2	0	0.0	0.0	64	10.7	38.6
Devaughn Vele	WR	2	1	68	34.0	54.8	0	0.0	0.0	0	0.0	0.0
Lucas Krull	TE	2	0	51	25.5	43.2	0	0.0	0.0	15	7.5	26.3
Offensive Linemen												
Name	Pos	G	GS	OffPl	OffPl/G	OffPl%	DefPl	DefPl/G	DefPl%	SpTmPl	SpTmPl/G	SpTmPl%
Quinn Meinerz	G	6	6	377	62.8	100.0	0	0.0	0.0	24	4.0	14.5
Ben Powers	G	6	6	377	62.8	100.0	0	0.0	0.0	24	4.0	14.5
Garett Bolles	T	6	6	358	59.7	95.0	0	0.0	0.0	24	4.0	14.5
Luke Wattenberg	C	5	5	312	62.4	96.9	0	0.0	0.0	2	0.4	1.4
Alex Palczewski	T	5	3	164	32.8	50.9	0	0.0	0.0	19	3.8	13.7
Mike McGlinchey	T	2	2	128	64.0	98.5	0	0.0	0.0	5	2.5	8.5
Matt Peart	T	6	1	124	20.7	32.9	0	0.0	0.0	24	4.0	14.5
Alex Forsyth	C	6	1	65	10.8	17.2	0	0.0	0.0	32	5.3	19.3
Frank Crum	T	4	0	6	1.5	2.4	0	0.0	0.0	20	5.0	18.7
Cam Fleming	T	1	0	0	0.0	0.0	0	0.0	0.0	2	2.0	7.4
Defensive Linemen												
Name	Pos	G	GS	OffPl	OffPl/G	OffPl%	DefPl	DefPl/G	DefPl%	SpTmPl	SpTmPl/G	SpTmPl%
Zach Allen	DE	6	6	0	0.0	0.0	371	61.8	90.0	26	4.3	15.7
D.J. Jones	DT	6	6	0	0.0	0.0	180	30.0	43.7	12	2.0	7.2
Malcolm Roach	DT	6	0	0	0.0	0.0	175	29.2	42.5	25	4.2	15.1
John Franklin-Myers	DE	6	5	0	0.0	0.0	173	28.8	42.0	4	0.7	2.4
Jordan Jackson	DT	6	0	0	0.0	0.0	132	22.0	32.0	52	8.7	31.3
Eyioma Uwazurike	DT	1	0	0	0.0	0.0	20	20.0	25.6	5	5.0	18.5
Linebackers												
Name	Pos	G	GS	OffPl	OffPl/G	OffPl%	DefPl	DefPl/G	DefPl%	SpTmPl	SpTmPl/G	SpTmPl%
Cody Barton	LB	6	3	0	0.0	0.0	324	54.0	78.6	35	5.8	21.1
Jonathon Cooper	LB	6	6	0	0.0	0.0	313	52.2	76.0	27	4.5	16.3
Nik Bonitto	LB	6	4	0	0.0	0.0	243	40.5	59.0	4	0.7	2.4
Alex Singleton	LB	3	3	0	0.0	0.0	190	63.3	100.0	8	2.7	9.9
Justin Strnad	LB	6	3	0	0.0	0.0	167	27.8	40.5	106	17.7	63.9
Jonah Elliss	LB	6	0	0	0.0	0.0	157	26.2	38.1	81	13.5	48.8
Dondrea Tillman	LB	4	0	0	0.0	0.0	68	17.0	24.4	55	13.8	51.4
Baron Browning	LB	2	2	0	0.0	0.0	58	29.0	43.6	0	0.0	0.0
Kristian Welch	LB	6	1	0	0.0	0.0	36	6.0	8.7	97	16.2	58.4
Levelle Bailey	LB	3	0	0	0.0	0.0	0	0.0	0.0	39	13.0	45.9
Defensive Backs												
Name	Pos	G	GS	OffPl	OffPl/G	OffPl%	DefPl	DefPl/G	DefPl%	SpTmPl	SpTmPl/G	SpTmPl%
P.J. Locke	S	6	6	0	0.0	0.0	408	68.0	99.0	36	6.0	21.7
Riley Moss	CB	6	6	0	0.0	0.0	401	66.8	97.3	54	9.0	32.5
Brandon Jones	S	6	6	0	0.0	0.0	368	61.3	89.3	0	0.0	0.0
Pat Surtain II	CB	6	6	5	0.8	1.3	335	55.8	81.3	3	0.5	1.8
Ja'Quan McMillian	CB	6	3	0	0.0	0.0	317	52.8	76.9	26	4.3	15.7
Levi Wallace	CB	6	0	0	0.0	0.0	75	12.5	18.2	12	2.0	7.2
Devon Key	CB	6	0	0	0.0	0.0	21	3.5	5.1	103	17.2	62.0
Tremon Smith	CB	6	0	0	0.0	0.0	0	0.0	0.0	140	23.3	84.3
JL Skinner	S	3	0	0	0.0	0.0	0	0.0	0.0	70	23.3	78.7
Keidron Smith	S	5	0	0	0.0	0.0	0	0.0	0.0	64	12.8	46.0
Tanner McCalister	S	3	0	0	0.0	0.0	0	0.0	0.0	54	18.0	70.1
Special Teams												
Name	Pos	G	GS	OffPl	OffPl/G	OffPl%	DefPl	DefPl/G	DefPl%	SpTmPl	SpTmPl/G	SpTmPl%
Riley Dixon	P	6	0	0	0.0	0.0	0	0.0	0.0	59	9.8	35.5
Mitchell Fraboni	LS	6	0	0	0.0	0.0	0	0.0	0.0	59	9.8	35.5
Wil Lutz	K	6	0	0	0.0	0.0	0	0.0	0.0	53	8.8	31.9

-OffPl%, DefPl%, and SpTmPl% statistics are in relation to the number of team plays only in games played by that individual player.
 -Note that some plays that are negated by penalty are counted in players' participation total. Fake punts/FGs are counted as special teams plays.

GAME-BY-GAME OFFENSE



2024 REGULAR SEASON BRONCOS GAME-BY-GAME OFFENSE

	09/08	09/15	09/22	09/29	10/06	10/13	10/17	10/27	11/03	11/10	11/17	11/24	12/02	12/15	12/22	12/28	01/05	Totals
	@ SEA	PIT	@ TB	@ NYJ	LV	LAC	@ NO	CAR	@ BAL	@ KC	ATL	@ LV	CLE	IND	@ LAC	@ CIN	KC	
FIRST DOWNS																		
Total	13	13	18	12	18	17												91
Rushing	7	5	10	8	6	7												43
Passing	6	8	8	3	9	10												44
Penalty	0	0	0	1	3	0												4
THIRD DOWNS																		
Attempts	18	12	13	14	12	11												80
Converted	5	2	4	3	3	3												20
Percentage	27.8	16.7	30.8	21.4	25.0	27.3												25.0
FOURTH DOWNS																		
Attempts	1	2	3	0	1	2												9
Converted	1	1	2	0	1	2												7
Percentage	100.0	50.0	66.7	0	100.0	100.0												77.8
TOT. OFFENSE																		
Net Yards	231	295	352	186	289	316												1,669
Plays	69	56	64	56	58	53												356
Avg./Play	3.3	5.3	5.5	3.3	5.0	6.0												4.7
RUSHING																		
Net Yards	99	64	136	126	109	110												644
Rush. Att.	25	19	28	31	28	18												149
Avg./Att.	4.0	3.4	4.9	4.1	3.9	6.1												4.3
PASSING																		
Net Yards	132	231	216	60	180	206												1,025
Sacked	2.0	2.0	0.0	0.0	3.0	2.0												9.0
Yards Lost	6	15	0	0	26	10												57
Gross Yards	138	246	216	60	206	216												1,082
Attempts	42	35	36	25	27	33												198
Completions	26	20	25	12	19	19												121
Completion Pct	61.9	57.1	69.4	48.0	70.4	57.6												61.1
Intercepted	2	2	0	0	0	1												5
Avg. Gain Per Pass Play	3.0	6.2	6.0	2.4	6.0	5.9												5.0
KICKOFFS																		
Kickoff Returns	3	0	0	0	2	1												6
Kickoff Return Yards	69	0	0	0	61	31												161
Kickoff Return Avg.	23.0	0	0	0	30.5	31.0												26.8
PUNTING																		
Punts	8	6	2	8	6	5												35
Yards	389	315	96	339	259	233												1,631
Gross Avg.	48.6	52.5	48.0	42.4	43.2	46.6												46.6
Net Avg.	46.1	48.0	48.0	38.5	39.8	41.4												43.1
Punts Blocked	0	0	0	0	0	0												0
Touchbacks	1	0	0	0	1	0												2
Inside 20	4	3	1	3	3	3												17
Fair Catches	0	1	1	4	0	1												7
Punt Returns	5	3	1	1	2	1												13
Punt Return Avg.	9.4	6.7	27.0	5.0	27.0	10.0												12.5
Punt Return Yards	47	20	27	5	54	10												163
PENALTIES																		
Number	8	9	5	5	9	7												43
Yards	60	124	51	74	44	37												390
FUMBLES																		
Number	2	0	1	1	1	1												6
Lost	1	0	1	1	0	1												4
SCORING																		
Points	20	6	26	10	34	16												112
TD Rushing	1	0	2	0	1	0												4
TD Passing	0	0	0	1	2	2												5
TD Sp. Teams	0	0	0	0	0	0												0
TD Def. Returns	0	0	0	0	1	0												1
Total TDs	1	0	2	1	4	2												10
PAT Attempts	1	0	2	1	4	2												10
PAT Made	1	0	2	1	4	1												9
FG Attempts	3	2	4	2	2	1												14
FG Made	3	2	4	1	2	1												13
Safety	2	0	0	0	0	0												2
2-Pt Attempts	0	0	0	0	0	1												1
2-Pt Made	0	0	0	0	0	0												0
TOP	31:14	27:41	32:08	28:16	28:37	22:37												28:25



GAME-BY-GAME DEFENSE



2024 REGULAR SEASON BRONCOS GAME-BY-GAME DEFENSE

	09/08	09/15	09/22	09/29	10/06	10/13	10/17	10/27	11/03	11/10	11/17	11/24	12/02	12/15	12/22	12/28	01/05	Totals
	@ SEA	PIT	@ TB	@ NYJ	LV	LAC	@ NO	CAR	@ BAL	@ KC	ATL	@ LV	CLE	IND	@ LAC	@ CIN	KC	
FIRST DOWNS																		
Total	19	16	17	16	20	22												110
Rushing	5	4	4	4	5	10												32
Passing	11	7	11	10	13	10												62
Penalty	3	5	2	2	2	2												16
THIRD DOWNS																		
Attempts	12	13	11	17	15	18												86
Converted	4	4	3	4	7	11												33
Percentage	33.3%	30.8%	27.3%	23.5%	46.7%	61.1%												38.4%
FOURTH DOWNS																		
Attempts	0	0	2	1	1	0												4
Converted	0	0	0	0	0	0												0
Percentage	0	0	0.0%	0.0%	0.0%	0												0.0%
TOT. OFFENSE																		
Net Yards	304	251	223	248	330	350												1,706
Plays	60	58	56	70	65	75												384
Avg./Play	5.1	4.3	4.0	3.5	5.1	4.7												4.4
RUSHING																		
Net Yards	146	141	91	64	115	128												685
Rush. Att.	33	36	16	23	25	38												171
Avg./Att.	4.4	3.9	5.7	2.8	4.6	3.4												4.0
PASSING																		
Net Yards	158	110	132	184	215	222												1,021
Attempts	25	20	33	42	37	34												191
Completions	18	13	25	24	22	21												123
Intercepted	1	0	1	0	3	0												5
Gross Yards	171	117	163	225	231	237												1,144
Sacked	2.0	2.0	7.0	5.0	3.0	3.0												22.0
Yards Lost	13	7	31	41	16	15												123
ADVANCES																		
Rushes	33	36	16	23	25	38												171
Completions	18	13	25	24	22	21												123
Totals	51	49	41	47	47	59												294
Total Drives	15	11	11	13	12	11												73
PENALTIES																		
Number	6	10	5	13	11	3												48
Yards	41	78	19	90	79	20												327
FUMBLES																		
Number	1	1	1	1	0	1												5
Lost	1	0	1	1	0	0												3
PUNTING																		
Yards	241	424	189	316	267	159												1,596
Punts	5	8	4	7	5	4												33
Net Avg.	38.8	43.0	40.5	44.4	42.6	37.3												41.6
Gross Avg.	48.2	53.0	47.3	45.1	53.4	39.8												48.4
SCORING																		
Points	26	13	7	9	18	23												96
Q1	3	7	0	0	10	10												30
Q2	6	3	7	6	0	10												32
Q3	10	3	0	0	0	3												16
Q4	7	0	0	3	8	0												18
OT	0	0	0	0	0	0												0
TD Rushing	2	0	0	0	1	1												4
TD Passing	1	1	1	0	1	1												5
TD KO Returns	0	0	0	0	0	0												0
TD Punt Returns	0	0	0	0	0	0												0
TD Sp. Teams	0	0	0	0	0	0												0
TD Def. Returns	0	0	0	0	0	0												0
FG Attempts	2	2	0	4	1	3												12
FG Made	2	2	0	3	1	3												11
Safety	0	0	0	0	0	0												0
2-Pt Attempts	1	0	0	0	1	0												2
2-Pt Made	0	0	0	0	1	0												1
Time of Possession	28:46	32:19	27:52	31:44	31:23	37:23												189:27



TIME SPENT IN LEAD



GAME	W/L	LED		TIED		BEHIND	
		TIME	PCT	TIME	PCT	TIME	PCT
at Sea. (9/8)	L, 20-26	24:20:00	40.6%	8:37:00	14.4%	27:03:00	45.1%
vs. Pit. (9/15)	L, 6-13	0:00:00	0.0%	13:04:00	21.8%	46:56:00	78.2%
at T.B. (9/22)	W, 26-7	56:05:00	93.5%	3:55:00	6.5%	0:00:00	0.0%
at NYJ (9/29)	W, 10-9	13:29:00	22.5%	15:09:00	25.3%	31:22:00	52.3%
vs. L.V. (10/6)	W, 34-18	30:00:00	50.0%	10:46:00	17.9%	19:14:00	32.1%
vs. LAC (10/13)	L, 16-23	0:00:00	0.0%	5:34:00	9.3%	54:26:00	90.7%
at N.O. (10/17)							
vs. Car. (10/27)							
at Bal. (11/3)							
at K.C. (11/10)							
vs. Atl. (11/17)							
at L.V. (11/24)							
vs. Cle. (12/2)							
vs. Ind. (12/15)							
at LAC (12/22)							
at Cin. (TBD)							
vs. K.C. (TBD)							
TOTAL		123:54:00	34.4%	57:05:00	15.9%	179:01:00	49.7%
AVERAGE		20:39:00		9:30:50		29:50:10	



(AS OF OCT 15, 2024, 1:05 AM MDT)

2024 : REGULAR SEASON

DATE	OPPONENT	W/L/T	BRONCOS						OPPONENTS					POINT DIFF	OVERALL RECORD	
			1ST	2ND	3RD	4TH	OT	TOTAL	1ST	2ND	3RD	4TH	OT			TOTAL
9/8	at Seattle	L	3	10	0	7	--	20	3	6	10	7	--	26	-6	0-1
9/15	Pittsburgh	L	0	0	0	6	--	6	7	3	3	0	--	13	-7	0-2
9/22	at Tampa Bay	W	14	6	0	6	--	26	0	7	0	0	--	7	+19	1-2
9/29	at N.Y. Jets	W	0	0	7	3	--	10	0	6	0	3	--	9	+1	2-2
10/6	Las Vegas	W	0	13	7	14	--	34	10	0	0	8	--	18	+16	3-2
10/13	L.A. Chargers	L	0	0	0	16	--	16	10	10	3	0	--	23	-7	3-3
10/17	at New Orleans	--	--	--	--	--	--	--	--	--	--	--	--	--	--	--
10/27	Carolina	--	--	--	--	--	--	--	--	--	--	--	--	--	--	--
11/3	at Baltimore	--	--	--	--	--	--	--	--	--	--	--	--	--	--	--
11/10	at Kansas City	--	--	--	--	--	--	--	--	--	--	--	--	--	--	--
11/17	Atlanta	--	--	--	--	--	--	--	--	--	--	--	--	--	--	--
11/24	at Las Vegas	--	--	--	--	--	--	--	--	--	--	--	--	--	--	--
12/2	Cleveland	--	--	--	--	--	--	--	--	--	--	--	--	--	--	--
12/15	Indianapolis	--	--	--	--	--	--	--	--	--	--	--	--	--	--	--
12/22	at L.A. Chargers	--	--	--	--	--	--	--	--	--	--	--	--	--	--	--
12/28	at Cincinnati	--	--	--	--	--	--	--	--	--	--	--	--	--	--	--
1/5	Kansas City	--	--	--	--	--	--	--	--	--	--	--	--	--	--	--
2024 TOTALS		3-3	17	29	14	52	--	112	30	32	16	18	--	96	16	3-3
AVG/GAME			2.8	4.8	2.3	8.7	--	18.7	5.0	5.3	2.7	3.0	--	16.0	2.7	



SCORING DRIVES



BRONCOS 2024 REGULAR SEASON SCORING DRIVES

DATE	OPP.	DRIVE START	PLAYS	YDS.	Q TIME	SCORING PLAY	DEN	OPP
9/8	at Seattle	SEA 20	4	3	Qt.1 1:36	W. Lutz: 35 FG	3	0
		SEA 9	4	-2	Qt.2 1:30	W. Lutz: 30 FG	8	3
		DEN 47	5	26	Qt.2 0:29	W. Lutz: 45 FG	13	9
		DEN 46	7	54	Qt.4 2:19	B. Nix: 4 run	20	26
9/15	Pittsburgh	DEN 30	12	54	Qt.3 5:33	Qt.4: W. Lutz: 35 FG	3	13
		DEN 20	9	69	Qt.4 2:51	W. Lutz: 29 FG	6	13
9/22	at Tampa Bay	DEN 30	6	70	Qt.1 3:55	B. Nix: 3 run	7	0
		TB 9	4	9	Qt.1 2:14	J. McLaughlin: 1 run	14	0
		DEN 34	13	41	Qt.1 6:52	Qt.2: W. Lutz: 43 FG	17	0
		DEN 30	9	50	Qt.2 1:48	W. Lutz: 38 FG	20	7
		DEN 6	15	79	Qt.3 7:57	Qt.4: W. Lutz: 33 FG	23	7
DEN 25	5	50	Qt.4 2:22	W. Lutz: 43 FG	26	7		
9/29	at N.Y. Jets	DEN 13	11	87	Qt.3 5:27	C. Sutton: 8 pass from B. Nix	7	6
		DEN 30	8	41	Qt.4 4:39	W. Lutz: 47 FG	10	9
10/6	Las Vegas	DEN 41	7	26	Qt.1 4:04	Qt.2: W. Lutz: 51 FG	3	10
		DEN 36	5	38	Qt.2 0:27	W. Lutz: 44 FG	13	10
		50 yard line	6	50	Qt.3 3:00	J. McLaughlin: 4 pass from B. Nix	20	10
		DEN 42	8	58	Qt.4 4:48	B. Nix: 1 run	27	10
		LV 39	4	39	Qt.4 1:53	J. Reynolds: 9 pass from B. Nix	34	10
10/13	L.A. Chargers	DEN 5	8	95	Qt.4 4:03	T. Franklin: 2 pass from B. Nix	7	23
		DEN 36	8	64	Qt.4 3:03	C. Sutton: 15 pass from B. Nix	13	23
		DEN 4	8	74	Qt.4 1:27	W. Lutz: 40 FG	16	23
10/17	--	--	--	--	--	--	--	
10/27	--	--	--	--	--	--	--	
11/3	--	--	--	--	--	--	--	
11/10	--	--	--	--	--	--	--	
11/17	--	--	--	--	--	--	--	
11/24	--	--	--	--	--	--	--	
12/2	--	--	--	--	--	--	--	
12/15	--	--	--	--	--	--	--	
12/22	--	--	--	--	--	--	--	
12/28	--	--	--	--	--	--	--	
1/5	--	--	--	--	--	--	--	
AVG			7.5	48.9	3:17			
TOTALS			166	1,075	72:17			

BRONCOS OPPONENTS 2024 REGULAR SEASON SCORING DRIVES

DATE	OPP.	DRIVE START	PLAYS	YDS.	Q TIME	SCORING PLAY	DEN	OPP
9/8	at Seattle	SEA 22	7	46	Qt.1 2:57	J. Myers: 50 FG	3	3
		SEA 30	5	70	Qt.2 2:50	G. Smith: 34 run	8	9
		SEA 39	6	61	Qt.3 2:47	K. Walker III: 23 run	13	16
		DEN 47	10	37	Qt.3 3:54	J. Myers: 28 FG	13	19
		SEA 20	6	80	Qt.3 2:43	Qt.4: Z. Charbonnet: 30 pass from G. Smith	13	26
9/15	Pittsburgh	PIT 22	12	78	Qt.1 7:34	D. Washington: 5 pass from J. Fields	0	7
		PIT 39	7	57	Qt.2 2:28	C. Boswell: 22 FG	0	10
		PIT 20	4	45	Qt.3 1:54	C. Boswell: 53 FG	0	13
9/22	at Tampa Bay	TB 33	6	67	Qt.2 2:45	C. Godwin: 5 pass from B. Mayfield	17	7
9/29	at N.Y. Jets	DEN 34	6	29	Qt.1 2:16	Qt.2: G. Zuerlein: 23 FG	0	3
		NYJ 27	9	56	Qt.2 1:47	G. Zuerlein: 35 FG	0	6
		NYJ 25	11	53	Qt.3 4:34	Qt.4: G. Zuerlein: 40 FG	7	9
10/6	Las Vegas	LV 30	4	70	Qt.1 2:03	B. Bowers: 57 pass from G. Minshew II	0	7
		LV 10	13	68	Qt.1 8:06	D. Carlson: 40 FG	0	10
		LV 25	12	75	Qt.4 4:13	A. Abdullah: 3 run	34	18
10/13	L.A. Chargers	DEN 31	9	29	Qt.1 4:11	C. Dicker: 20 FG	0	3
		LAC 17	6	83	Qt.1 2:53	K. Vidal: 38 pass from J. Herbert	0	10
		LAC 9	20	76	Qt.1 10:2	Qt.2: C. Dicker: 33 FG	0	13
		LAC 44	11	56	9	J. Dobbins: 4 run	0	20
		LAC 9	11	63	Qt.2 3:32	C. Dicker: 46 FG	0	23
10/17	--	--	--	--	--	--	--	
10/27	--	--	--	--	--	--	--	
11/3	--	--	--	--	--	--	--	



SCORING DRIVES



11/10	--	--	--	--	--	--	--
11/17	--	--	--	--	--	--	--
11/24	--	--	--	--	--	--	--
12/2	--	--	--	--	--	--	--
12/15	--	--	--	--	--	--	--
12/22	--	--	--	--	--	--	--
12/28	--	--	--	--	--	--	--
1/5	--	--	--	--	--	--	--
AVG		8.8	60.0	3:56			
TOTALS		175	1,199	78:54			





2024 REGULAR SEASON GXG DRIVES																						
DATE	OPPONENT	STARTING QB	POSS	TD	PAT	2-PT	M-2PT	FG	FGA	MFG	BK-FG	PUNT	INT	FUM	SAF	DWNS	HF	GM	PTS	TD%	SCORE%	PTS/POSS
9/8	at Seattle	B. Nix	15	1	1	0	0	3	3	0	0	8	2	1	2	0	0	0	16	6.7	26.7	1.07
9/15	Pittsburgh	B. Nix	11	0	0	0	0	2	2	0	0	6	2	0	0	1	0	0	6	0.0	18.2	0.55
9/22	at Tampa Bay	B. Nix	10	2	2	0	0	4	4	0	0	2	0	1	0	1	0	0	26	20.0	60.0	2.60
9/29	at N.Y. Jets	B. Nix	13	1	1	0	0	1	2	1	0	8	0	1	0	0	0	1	10	7.7	15.4	0.77
10/6	Las Vegas	B. Nix	12	3	4	0	0	2	2	0	0	6	0	0	0	0	0	1	27	25.0	41.7	2.25
10/13	L.A. Chargers	B. Nix	10	2	1	1	0	1	1	0	0	5	1	1	0	0	0	0	16	20.0	30.0	1.60
10/17	at New Orleans	--	--	--	--	--	--	--	--	--	--	--	--	--	--	--	--	--	--	--	--	--
10/27	Carolina	--	--	--	--	--	--	--	--	--	--	--	--	--	--	--	--	--	--	--	--	--
11/3	at Baltimore	--	--	--	--	--	--	--	--	--	--	--	--	--	--	--	--	--	--	--	--	--
11/10	at Kansas City	--	--	--	--	--	--	--	--	--	--	--	--	--	--	--	--	--	--	--	--	--
11/17	Atlanta	--	--	--	--	--	--	--	--	--	--	--	--	--	--	--	--	--	--	--	--	--
11/24	at Las Vegas	--	--	--	--	--	--	--	--	--	--	--	--	--	--	--	--	--	--	--	--	--
12/2	Cleveland	--	--	--	--	--	--	--	--	--	--	--	--	--	--	--	--	--	--	--	--	--
12/15	Indianapolis	--	--	--	--	--	--	--	--	--	--	--	--	--	--	--	--	--	--	--	--	--
12/22	at L.A. Chargers	--	--	--	--	--	--	--	--	--	--	--	--	--	--	--	--	--	--	--	--	--
12/28	at Cincinnati	--	--	--	--	--	--	--	--	--	--	--	--	--	--	--	--	--	--	--	--	--
1/5	Kansas City	--	--	--	--	--	--	--	--	--	--	--	--	--	--	--	--	--	--	--	--	--
B. NIX TOTALS:			71	9	9	1	0	13	14	1	0	35	5	4	2	2	0	2	101	12.7	31.0	1.42
2024 TOTALS			71	9	9	1	0	13	14	1	0	35	5	4	2	2	0	2	101	12.7	31.0	1.42

Report only includes Starting QB stats.

OPPONENTS GXG DRIVES																						
DATE	OPPONENT	STARTING QB	POSS	TD	PAT	2-PT	M-2PT	FG	FGA	MFG	BK-FG	PUNT	INT	FUM	SAF	DWNS	HF	GM	PTS	TD%	SCORE%	PTS/POSS
9/8	at Seattle	G. Smith	15	3	2	1	0	2	2	0	0	5	1	1	0	0	1	1	26	20.0	46.7	1.73
9/15	Pittsburgh	J. Fields	11	1	1	0	0	2	2	0	0	8	0	0	0	0	0	0	13	9.1	27.3	1.18
9/22	at Tampa Bay	B. Mayfield	11	1	1	0	0	0	0	0	0	4	1	1	0	2	1	1	7	9.1	9.1	0.64
9/29	at N.Y. Jets	A. Rodgers	13	0	0	0	0	3	4	1	0	7	0	1	0	1	0	0	9	0.0	23.1	0.69
10/6	Las Vegas	G. Minshew II	12	2	2	1	1	1	1	0	0	5	3	0	0	1	0	0	18	16.7	25.0	1.50
10/13	L.A. Chargers	J. Herbert	11	2	2	0	0	3	3	0	0	4	0	0	0	0	1	1	23	18.2	45.5	2.09
10/17	at New Orleans	--	--	--	--	--	--	--	--	--	--	--	--	--	--	--	--	--	--	--	--	--
10/27	Carolina	--	--	--	--	--	--	--	--	--	--	--	--	--	--	--	--	--	--	--	--	--
11/3	at Baltimore	--	--	--	--	--	--	--	--	--	--	--	--	--	--	--	--	--	--	--	--	--
11/10	at Kansas City	--	--	--	--	--	--	--	--	--	--	--	--	--	--	--	--	--	--	--	--	--
11/17	Atlanta	--	--	--	--	--	--	--	--	--	--	--	--	--	--	--	--	--	--	--	--	--
11/24	at Las Vegas	--	--	--	--	--	--	--	--	--	--	--	--	--	--	--	--	--	--	--	--	--
12/2	Cleveland	--	--	--	--	--	--	--	--	--	--	--	--	--	--	--	--	--	--	--	--	--
12/15	Indianapolis	--	--	--	--	--	--	--	--	--	--	--	--	--	--	--	--	--	--	--	--	--
12/22	at L.A. Chargers	--	--	--	--	--	--	--	--	--	--	--	--	--	--	--	--	--	--	--	--	--
12/28	at Cincinnati	--	--	--	--	--	--	--	--	--	--	--	--	--	--	--	--	--	--	--	--	--
1/5	Kansas City	--	--	--	--	--	--	--	--	--	--	--	--	--	--	--	--	--	--	--	--	--
2024 TOTALS			73	9	8	2	1	11	12	1	0	33	5	3	0	4	3	3	96	12.3	30.1	1.32

Report only includes Starting QB stats.

2024 REGULAR SEASON																	
DATE	OPPONENT	BRONCOS								OPPONENT							
		FIRST HALF				SECOND HALF				FIRST HALF				SECOND HALF			
		PLAYS	YDS	TIME	RESULT	PLAYS	YDS	TIME	RESULT	PLAYS	YDS	TIME	RESULT	PLAYS	YDS	TIME	RESULT
09/08	at Seahawks	4	3	1:36	FG	3	-8	1:29	Punt	2	-7	0:48	INT	6	61	2:47	TD
09/15	Steelers	3	7	2:01	Punt	3	5	2:36	Punt	3	8	1:28	Punt	5	12	2:16	Punt
09/22	at Buccaneers	6	70	3:55	TD	3	3	0:56	Punt	3	2	1:43	Punt	5	19	2:53	Punt
09/29	at Jets	3	-14	1:18	Punt	5	21	2:09	Punt	3	-1	0:52	FUM	7	30	4:16	Punt
10/06	Raiders	7	22	3:24	Punt	3	-3	1:30	Punt	4	70	2:03	TD	6	4	3:36	Punt
10/13	Chargers	3	2	1:23	INT	7	28	3:26	Punt	9	29	4:11	FG	6	12	4:01	Punt





AMERICAN FOOTBALL CONFERENCE						
	OFFENSE			DEFENSE		
	TOTAL	RUSH	PASS	TOTAL	RUSH	PASS
Baltimore Ravens	*1	*1	3	11	*1	15
Buffalo Bills	7	4	9	12	13	11
Cincinnati Bengals	4	13	2	13	15	10
Cleveland Browns	16	14	14	10	12	8
Denver Broncos	13	12	11	4	8	5
Houston Texans	2	6	*1	3	7	4
Indianapolis Colts	5	9	5	15	16	14
Jacksonville Jaguars	6	11	8	16	6	16
Kansas City Chiefs	3	8	4	8	3	12
Las Vegas Raiders	11	16	7	9	14	6
Los Angeles Chargers	12	3	13	6	4	7
Miami Dolphins	9	10	10	5	10	3
New England Patriots	14	5	16	14	11	13
New York Jets	8	15	6	2	9	2
Pittsburgh Steelers	10	2	12	7	2	9
Tennessee Titans	15	7	15	*1	5	*1

NATIONAL FOOTBALL CONFERENCE						
	OFFENSE			DEFENSE		
	TOTAL	RUSH	PASS	TOTAL	RUSH	PASS
Arizona Cardinals	10	6	16	13	14	10
Atlanta Falcons	6	10	5	6	11	2
Carolina Panthers	16	11	15	15	15	11
Chicago Bears	15	13	14	*1	5	*1
Dallas Cowboys	9	16	3	11	12	5
Detroit Lions	2	3	4	4	2	13
Green Bay Packers	3	*1	6	7	4	12
Los Angeles Rams	11	14	8	14	16	7
Minnesota Vikings	12	9	12	5	*1	16
New Orleans Saints	13	8	13	16	9	15
New York Giants	14	12	11	2	7	4
Philadelphia Eagles	8	5	10	9	8	9
San Francisco 49ers	*1	2	2	3	3	6
Seattle Seahawks	5	15	*1	8	13	3
Tampa Bay Buccaneers	7	7	7	12	6	14
Washington Commanders	4	4	9	10	10	8





NATIONAL FOOTBALL LEAGUE						
	OFFENSE			DEFENSE		
	TOTAL	RUSH	PASS	TOTAL	RUSH	PASS
Arizona Cardinals	15	7	24	27	29	22
Atlanta Falcons	8	21	6	17	25	9
Baltimore Ravens	*1	*1	8	16	*1	31
Buffalo Bills	21	11	25	21	23	15
Carolina Panthers	25	22	23	29	30	23
Chicago Bears	24	25	22	7	10	6
Cincinnati Bengals	12	26	7	23	28	14
Cleveland Browns	32	28	30	15	21	11
Dallas Cowboys	14	32	3	24	26	16
Denver Broncos	29	23	27	4	14	5
Detroit Lions	3	4	4	13	3	27
Green Bay Packers	4	2	10	18	8	25
Houston Texans	6	14	5	3	13	4
Indianapolis Colts	13	17	15	30	31	26
Jacksonville Jaguars	19	19	20	31	11 T	32
Kansas City Chiefs	11	16	9	9	5	20
Las Vegas Raiders	27	31	17	12	24	7
Los Angeles Chargers	28	10	29	6	6	8
Los Angeles Rams	16	27	12	28	32	18
Miami Dolphins	23	18	26	5	18	3
Minnesota Vikings	17	20	19	14	2	30
New England Patriots	30	12	32	25	19	24
New Orleans Saints	18	13	21	32	20	29
New York Giants	20	24	18	10	15	12
New York Jets	22	30	16	2	17	2
Philadelphia Eagles	10	6	14	20	16	21
Pittsburgh Steelers	26	9	28	8	4	13
San Francisco 49ers	2	3	2	11	7	17
Seattle Seahawks	7	29	*1	19	27	10
Tampa Bay Buccaneers	9	8	11	26	11 T	28
Tennessee Titans	31	15	31	*1	9	*1
Washington Commanders	5	5	13	22	22	19

* = NFL leader | T = Tied for position



LEADERS - 2024 SEASON



PLAYER	TEAM	GP	RUSHING		TD
			YDS		
Henry, Derrick	Ravens	17	704		8
Mason, Jordan	49ers	7	609		3
Hubbard, Chuba	Panthers	17	485		2
Barkley, Saquon	Eagles	17	482		4
Jacobs, Josh	Packers	17	464		1

To qualify: Player must have 14 pass attempts per their team's games played.

PLAYER	TEAM	GP	PASSING			RATING
			COMP	YDS	TD	
Smith, Geno	Seahawks	17	173	1778	6	87.0
Purdy, Brock	49ers	7	121	1629	9	100.5
Prescott, Dak	Cowboys	17	142	1602	8	85.5
Cousins, Kirk	Falcons	17	138	1598	9	94.2
Burrow, Joe	Bengals	17	144	1578	12	110.3

To qualify: Player must have 14 pass attempts per their team's games played.

PLAYER	TEAM	GP	RECEIVING		TD
			NUM	YDS	
Collins, Nico	Texans	17	32	567	3
Chase, Ja'Marr	Bengals	17	34	565	5
Godwin, Chris	Buccaneers	7	43	511	5
Metcalf, DK	Seahawks	17	31	469	2
Lamb, CeeDee	Cowboys	17	32	467	2

To qualify: Player must have 2 receptions per their team's games played.

PLAYER	TEAM	GP	KICKOFF RETURNS	
			AVG	
Legette, Xavier	Panthers	17	27.7	
Gipson, Xavier	Jets	17	26.3	
Shipley, Will	Eagles	17	25.3	
Jones Jr., Velus	Bears	17	0.0	
Tracy, Tyrone	Giants	17	20.3	

To qualify: Player must have 1.25 kickoff returns per their team's games played.

PLAYER	TEAM	GP	PUNT RETURNS	
			AVG	
Smith, Xavier	Rams	5	18.3	
Gipson, Xavier	Jets	17	8.5	
McAllister, Tyreik	Raiders	17	12.0	
Hill, Tyreek	Dolphins	6	11.0	
Wallace, Tylan	Ravens	17	11.0	

To qualify: Player must have 1.25 punt returns per their team's games played.

PLAYER	TEAM	GP	PLACE KICKING	
			FG MADE	
Koo, Younghoe	Falcons	17	15	
Reichard, Will	Vikings	17	9	
Lutz, Wil	Broncos	17	13	
Bass, Tyler	Bills	17	9	
Folk, Nick	Titans	6	8	



LEADERS - 2024 SEASON



PLAYER	TEAM	GP	SCORING		PTS
				TD	
Aubrey, Brandon	Cowboys	17		0	60
Seibert, Austin	Commanders	17		0	60
Boswell, Chris	Steelers	17		0	58
Koo, Younghoe	Falcons	17		0	57
Henry, Derrick	Ravens	17		9	54

PLAYER	TEAM	GP	DEFENSIVE		
			SOLO	SK	INT
McCollum, Zyon	Buccaneers	7	18	0	0.00
Logue, Zion	Bills	17	2	0	0.00
Collins, Zaven	Cardinals	17	18	1	4.00
Franklin, Zaire	Colts	17	30	0	0.00
Baun, Zack	Eagles	17	33	2	9.00





DATE	OPPONENT	2024 REGULAR SEASON OFFENSE				DEFENSE			*POINTS SCORED
		TOTAL	RUSH	PASS	*POINTS SCORED	TOTAL	RUSH	PASS	
09/08	at Seattle	27	21	29	T-17	18	24	13	T-19
09/15	Pittsburgh	29	27	21	30	9	23	4	T-10
09/22	at Tampa Bay	23	22	19	23	3	21	2	6
09/29	at N.Y. Jets	27	T-20	27	28	T-2	12	3	3
10/06	Las Vegas	28	21	28	T-22	3	10	5	T-2
10/13	L.A. Chargers	29	23	27	25	4	14	5	4
10/17	@ New Orleans	--	--	--	--	--	--	--	--
10/27	Carolina	--	--	--	--	--	--	--	--
11/03	@ Baltimore	--	--	--	--	--	--	--	--
11/10	@ Kansas City	--	--	--	--	--	--	--	--
11/17	Atlanta	--	--	--	--	--	--	--	--
11/24	@ Las Vegas	--	--	--	--	--	--	--	--
12/02	Cleveland	--	--	--	--	--	--	--	--
[bye]	--	--	--	--	--	--	--	--	--
12/22	@ L.A. Chargers	--	--	--	--	--	--	--	--
12/28	@ Cincinnati	--	--	--	--	--	--	--	--
01/05	Kansas City	--	--	--	--	--	--	--	--

*Points per game





2024 REGULAR SEASON - BIG RUN PLAYS (10+ YARDS)

DATE	OPP.	QTR	BRONCOS PLAYER	YDS.	QTR	OPP. PLAYER	YDS.
9/8	at Seattle	2	Estime	12	2	Smith	34T
		3	McLaughlin	15	3	Walker III	15
		4	Nix	23	3	Walker III	23T
9/15	Pittsburgh	2	Badie	16	1	Fields	16
			Nix	13	1	Warren	11
		2			2	Harris	11
					4	Warren	11
9/22	at Tampa Bay	3	Nix	22	2	Irving	32
		4	Badie	43	2	Irving	13
9/29	at N.Y. Jets	2	Williams	12	2	Rodgers	14
		2	McLaughlin	10			
		3	Williams	12			
		4	Williams	16			
10/6	Las Vegas	1	Mims Jr.	17	1	Minshew II	11
		3	McLaughlin	13	1	Minshew II	11
		4	Nix	11	2	Abdullah	40
		4	Williams	17			
10/13	L.A. Chargers	2	Williams	13	1	Dobbins	12
		3	Nix	10	2	Davis	10
		3	Nix	21	3	Dobbins	14
		4	Estime	11	4	Dobbins	20
		4	Nix	21			
11/10	at Kansas City	--	--	--	--	--	--
1/5	Kansas City	--	--	--	--	--	--
11/17	Atlanta	--	--	--	--	--	--
11/3	at Baltimore	--	--	--	--	--	--
10/27	Carolina	--	--	--	--	--	--
12/28	at Cincinnati	--	--	--	--	--	--
12/2	Cleveland	--	--	--	--	--	--
10/17	at New Orleans	--	--	--	--	--	--
11/24	at Las Vegas	--	--	--	--	--	--
12/15	Indianapolis	--	--	--	--	--	--
12/22	at L.A. Chargers	--	--	--	--	--	--
TOTALS		20 - 328 (16.4), 0 TDS			18 - 310 (17.2), 2 TDS		





2024 REGULAR SEASON - BIG PASS PLAYS (20+ YARDS)							
DATE	OPPONENT	QTR	BRONCOS PLAYER	YDS.	QTR	OPP. PLAYER	YDS.
9/8	at Seattle	2	Nix -> Reynolds	25	4	Smith -> Charbonnet	30T
9/15	Pittsburgh	3	Nix -> Sutton	26		NONE	
		3	Nix -> Reynolds	49			
		4	Nix -> Reynolds	22			
		4	Nix -> Humphrey	27			
9/22	at Tampa Bay	1	Nix -> Sutton	22		NONE	
		1	Nix -> Reynolds	31			
9/29	at N.Y. Jets	3	Nix -> Sutton	23	2	Rodgers -> Lazard	25
		3	Nix -> Sutton	29	2	Rodgers -> Williams	21
					3	Rodgers -> Williams	20
					3	Rodgers -> Williams	22
					3	Rodgers -> Wilson	23
10/6	Las Vegas	1	Nix -> Humphrey	21	1	Minshew II -> Bowers	57T
		2	Nix -> Williams	26	4	O'Connell -> Meyers	21
		2	Nix -> Franklin	20			
		3	Nix -> Humphrey	27			
		4	Nix -> Sutton	24			
10/13	L.A. Chargers	4	Nix -> Franklin	29	1	Herbert -> Palmer	24
		4	Nix -> Vele	37	1	Herbert -> Vidal	38T
		4	Nix -> Sutton	20	2	Herbert -> Dissly	20
		4	Nix -> Vele	20	3	Herbert -> Fehoko	30
11/10	at Kansas City	--	--	--	--	--	
1/5	Kansas City	--	--	--	--	--	
11/17	Atlanta	--	--	--	--	--	
11/3	at Baltimore	--	--	--	--	--	
10/27	Carolina	--	--	--	--	--	
12/28	at Cincinnati	--	--	--	--	--	
12/2	Cleveland	--	--	--	--	--	
10/17	at New Orleans	--	--	--	--	--	
11/24	at Las Vegas	--	--	--	--	--	
12/15	Indianapolis	--	--	--	--	--	
12/22	at L.A. Chargers	--	--	--	--	--	
TOTALS		18 - 478 (26.6), 0 TDS			12 - 331 (27.6), 3 TDS		



TAKEAWAY/GIVEAWAY CHART



DATE	OPPONENT	DEN +/- RATIO	DEN TAKES	POINTS OFF TAKES	DEN GIVES	POINTS OFF GIVES	POINTS OFF TO RATIO
09/08	at Seattle	-1	2 (1 FUM, 1 INT)	6	3 (1 FUM, 2 INT)	3	+3
09/15	Pittsburgh	-2	0 (0 FUM, 0 INT)	0	2 (0 FUM, 2 INT)	3	-3
09/22	at Tampa Bay	+1	2 (1 FUM, 1 INT)	7	1 (1 FUM, 0 INT)	7	0
09/29	at N.Y. Jets	0	1 (1 FUM, 0 INT)	0	1 (1 FUM, 0 INT)	3	-3
10/06	Las Vegas	+3	3 (0 FUM, 3 INT)	13	0 (0 FUM, 0 INT)	0	+13
10/13	L.A. Chargers	-2	0 (0 FUM, 0 INT)	0	2 (1 FUM, 1 INT)	10	-10
10/17		--	--	--	--	--	--
10/27		--	--	--	--	--	--
11/03		--	--	--	--	--	--
11/10		--	--	--	--	--	--
11/17		--	--	--	--	--	--
11/24		--	--	--	--	--	--
12/02		--	--	--	--	--	--
12/15		--	--	--	--	--	--
12/22		--	--	--	--	--	--
12/28		--	--	--	--	--	--
01/05		--	--	--	--	--	--
TOTALS		-1	8 (3 FUM, 5 INT)	26	9 (4 FUM, 5 INT)	26	0





DATE	OPPONENT	FORCED TURNOVERS			TURNOVERS CONVERTED					OUTCOME	
		FUM	INTS	TOTAL	TD	FG	PTS.	PTS. PCT.	TD PCT.	NET DIFF.	RESULT
09/08	Denver	1	1	2	0	2	6	100.0	0.0	-1	L
	at Seattle	1	2	3	0	1	3	33.3	0.0	+1	W
09/15	Denver	0	0	0	0	0	0	0.0	0.0	-2	L
	Pittsburgh	0	2	2	0	1	3	50.0	0.0	+2	W
09/22	Denver	1	1	2	1	0	7	50.0	100.0	+1	W
	at Tampa Bay	1	0	1	1	0	7	100.0	100.0	-1	L
09/29	Denver	1	0	1	0	0	0	0.0	0.0	0	W
	at N.Y. Jets	1	0	1	0	1	3	100.0	0.0	0	L
10/06	Denver	0	3	3	2	0	13	66.7	100.0	+3	W
	Las Vegas	0	0	0	0	0	0	0.0	0.0	-3	L
10/13	Denver	0	0	0	0	0	0	0.0	0.0	-2	L
	L.A. Chargers	1	1	2	1	1	10	100.0	50.0	+2	W
10/17		--	--	--	--	--	--	--	--	--	--
10/27		--	--	--	--	--	--	--	--	--	--
11/03		--	--	--	--	--	--	--	--	--	--
11/10		--	--	--	--	--	--	--	--	--	--
11/17		--	--	--	--	--	--	--	--	--	--
11/24		--	--	--	--	--	--	--	--	--	--
12/02		--	--	--	--	--	--	--	--	--	--
12/15		--	--	--	--	--	--	--	--	--	--
12/22		--	--	--	--	--	--	--	--	--	--
12/28		--	--	--	--	--	--	--	--	--	--
01/05		--	--	--	--	--	--	--	--	--	--
	BRONCOS	3	5	8	3	2	26	62.5	37.5	-1	3-3
	OPPONENTS	4	5	9	2	4	26	66.7	22.2	+1	3-3



TURNOVER CHART



2024 REGULAR SEASON - DEFENSIVE TAKEAWAYS						
DATE	OPPONENT	TAKEAWAY	QTR.	SCORE	YD-LINE	RESULT
09/08	at Seattle	A. Singleton INT (G. Smith)	1	0-0	SEA-41	FG
09/15	Pittsburgh	None				
09/22	at Tampa Bay	B. Jones INT (B. Mayfield) B. Jones FR (R. Moss FF)	1 4	7-0 26-7	TB-46 DEN-13	TD Downs
09/29	at N.Y. Jets	R. Moss FR (B. Jones FF)	1	0-0	NYJ-30	Punt
10/06	Las Vegas	P. Surtain II INT (G. Minshew II) R. Moss INT (G. Minshew II) P. Surtain II INT (A. O'Connell)	2 3 4	10-10 20-10 27-10	DEN-0 DEN-37 LV-39	TD Punt TD
10/13	L.A. Chargers	None				
10/17		--	--	--	--	--
10/27		--	--	--	--	--
11/03		--	--	--	--	--
11/10		--	--	--	--	--
11/17		--	--	--	--	--
11/24		--	--	--	--	--
12/02		--	--	--	--	--
12/15		--	--	--	--	--
12/22		--	--	--	--	--
12/28		--	--	--	--	--
01/05		--	--	--	--	--

2024 REGULAR SEASON - OFFENSIVE GIVEAWAYS						
DATE	OPPONENT	TAKEAWAY	QTR.	SCORE	YD-LINE	RESULT
09/08	at Seattle	B. Nix INT (J. Love) J. McLaughlin fumble (K. Wallace FF; J. Baker FR) B. Nix INT (R. Woolen)	2 3 4	3-3 13-16 13-26	SEA-1 DEN-47 SEA-34	Safety FG Punt
09/15	Pittsburgh	B. Nix INT (C. Trice Jr.: touchback) B. Nix INT (D. Kazee)	3 4	0-10 6-13	PIT-(-8) PIT-40	FG EOG
09/22	at Tampa Bay	J. Williams fumble (L. David FF; L. Hall FR)	2	17-0	TB-33	TD
09/29	at N.Y. Jets	T. Badie fumble (Q. Williams FF; M. Carter II FR)	1	0-0	DEN-41	FG
10/06	Las Vegas	None				
10/13	L.A. Chargers	B. Nix INT (E. Molden) J. Williams fumble (K. Mack FF; T. Tart FR)	1 2	0-0 0-13	LAC-44 LAC-44	FG TD
10/17		--	--	--	--	--
10/27		--	--	--	--	--
11/03		--	--	--	--	--
11/10		--	--	--	--	--
11/17		--	--	--	--	--
11/24		--	--	--	--	--
12/02		--	--	--	--	--
12/15		--	--	--	--	--
12/22		--	--	--	--	--
12/28		--	--	--	--	--
01/05		--	--	--	--	--

2024 REGULAR SEASON - SPECIAL TEAMS/MISC TAKEAWAYS						
DATE	OPPONENT	TAKEAWAY	QTR.	SCORE	YD-LINE	RESULT
09/08	at Seattle	J. Skinner FR (D. Williams fumble)	2	5-3	SEA-9	FG

2024 REGULAR SEASON - TURNOVERS		
Offense:	9 Giveaways 26 Points (2 TD, 4 FG)	Ratio -1 (8 takes, 9 gives)
Defense:	7 Takeaways 24 Points (3 TD, 1 FG)	
Special Teams:	0 Giveaways 0 Points (0 TD, 0 FG)	Points Off Turnovers Ratio +1 (27 scored, 26 allowed)
	1 Takeaway 3 Points (0 TD, 1 FG)	





LONGEST DRIVE

Most Plays (Broncos)	15 plays at Tampa Bay (09/22)	79 yards, 7:57, Field Goal
Most Plays (Opponent)	20 plays vs. L.A. Chargers (10/13)	76 yards, 10:29, Field Goal
Most Yards (Broncos)	95 yards vs. L.A. Chargers (10/13)	8 plays, 4:03, Touchdown
Most Yards (Opponent)	83 yards vs. L.A. Chargers (10/13)	6 plays, 2:53, Touchdown
Most Time (Broncos)	7:57 at Tampa Bay (09/22)	15 plays, 79 yards, Field Goal
Most Time (Opponent)	10:29 vs. L.A. Chargers (10/13)	20 plays, 76 yards, Field Goal

LONGEST TOUCHDOWN DRIVE

Most Plays (Broncos)	11 plays at N.Y. Jets (09/29)	87 yards, 5:27
Most Plays (Opponent)	12 plays vs. Pittsburgh (09/15)	78 yards, 7:34
	12 plays vs. Las Vegas (10/06)	75 yards, 4:13
Most Yards (Broncos)	95 yards vs. L.A. Chargers (10/13)	8 plays, 4:03
Most Yards (Opponent)	83 yards vs. L.A. Chargers (10/13)	6 plays, 2:53
Most Time (Broncos)	5:27 at N.Y. Jets (09/29)	11 plays, 87 yards
Most Time (Opponent)	7:34 vs. Pittsburgh (09/15)	12 plays, 78 yards

LONGEST FIELD GOAL DRIVE

Most Plays (Broncos)	15 plays at Tampa Bay (09/22)	79 yards, 7:57
Most Plays (Opponent)	20 plays vs. L.A. Chargers (10/13)	76 yards, 10:29
Most Yards (Broncos)	79 yards at Tampa Bay (09/22)	15 plays, 7:57
Most Yards (Opponent)	76 yards vs. L.A. Chargers (10/13)	20 plays, 10:29
Most Time (Broncos)	7:57 at Tampa Bay (09/22)	15 plays, 79 yards
Most Time (Opponent)	10:29 vs. L.A. Chargers (10/13)	20 plays, 76 yards

SHORTEST TOUCHDOWN DRIVE

Fewest Plays (Broncos)	4 plays at Tampa Bay (09/22)	9 yards, 2:14
	4 plays vs. Las Vegas (10/06)	39 yards, 1:53
Fewest Plays (Opponent)	4 plays vs. Las Vegas (10/06)	70 yards, 2:03
Fewest Yards (Broncos)	9 yards at Tampa Bay (09/22)	4 plays, 2:14
Fewest Yards (Opponent)	56 yards vs. L.A. Chargers (10/13)	11 plays, 3:32
Shortest Time (Broncos)	1:53 vs. Las Vegas (10/06)	4 plays, 39 yards
Shortest Time (Opponent)	2:03 vs. Las Vegas (10/06)	4 plays, 70 yards

SHORTEST FIELD GOAL DRIVE

Fewest Plays (Broncos)	4 plays at Seattle (09/08)	3 yards, 1:36
	4 plays at Seattle (09/08)	-2 yards, 1:30
Fewest Plays (Opponent)	4 plays vs. Pittsburgh (09/15)	45 yards, 1:54
Fewest Yards (Broncos)	-2 yards at Seattle (09/08)	4 plays, 1:30
Fewest Yards (Opponent)	29 yards at N.Y. Jets (09/29)	6 plays, 2:16
	29 yards vs. L.A. Chargers (10/13)	9 plays, 4:11
Shortest Time (Broncos)	0:27 vs. Las Vegas (10/06)	5 plays, 38 yards
Shortest Time (Opponent)	1:47 at N.Y. Jets (09/29)	9 plays, 56 yards



WEEK-BY-WEEK LEADERS



2024 REGULAR SEASON DENVER BRONCOS WEEK-BY-WEEK LEADERS (THROUGH WEEK 6)

DATE	OPPONENT	SCORING		CARRIES		RUSHING YARDS		RECEPTIONS		RECEIVING YARDS		TACKLES		SACKS		INTERCEPTIONS	
		PLAYER	NO.	PLAYER	NO.	PLAYER	NO.	PLAYER	NO.	PLAYER	NO.	PLAYER	NO.	PLAYER	NO.	PLAYER	NO.
9/8	at Seahawks	W. Lutz	10	J. McLaughlin	10	B. Nix	35	D. Vele	8	J. Reynolds	45	R. Moss	12	J. Cooper	2.0	A. Singleton	1
9/15	Steelers	W. Lutz	6	J. Williams	11	B. Nix	25	J. Williams	5	J. Reynolds	93	A. Singleton	12	J. Elliss Z. Allen	1.0	--	--
9/22	at Buccaneers	W. Lutz	14	B. Nix T. Badie	9	T. Badie	70	C. Sutton	7	C. Sutton	68	A. Singleton	10	D. Tillman	2.0	B. Jones	1
9/29	at Jets	C. Sutton	6	J. Williams	16	J. Williams	77	C. Sutton	3	C. Sutton	60	C. Barton	10	P. Locke J. Strnad N. Bonitto J. Franklin-Myers	1.0	--	--
10/6	Raiders	W. Lutz	10	J. Williams	13	J. Williams	61	J. Williams	5	J. Williams	50	J. Strnad	9	Z. Allen J. Cooper N. Bonitto	1.0	P. Surtain II	2
10/13	Chargers	C. Sutton T. Franklin	6	J. Williams B. Nix	6	B. Nix	61	D. Vele C. Sutton	4	D. Vele	78	B. Jones	12	J. Strnad N. Bonitto	1.0	--	--
10/17	at Saints	--	--	--	--	--	--	--	--	--	--	--	--	--	--	--	--
10/27	Panthers	--	--	--	--	--	--	--	--	--	--	--	--	--	--	--	--
11/3	at Ravens	--	--	--	--	--	--	--	--	--	--	--	--	--	--	--	--
11/10	at Chiefs	--	--	--	--	--	--	--	--	--	--	--	--	--	--	--	--
11/17	Falcons	--	--	--	--	--	--	--	--	--	--	--	--	--	--	--	--
11/24	at Raiders	--	--	--	--	--	--	--	--	--	--	--	--	--	--	--	--
12/2	Browns	--	--	--	--	--	--	--	--	--	--	--	--	--	--	--	--
12/15	Colts	--	--	--	--	--	--	--	--	--	--	--	--	--	--	--	--
12/22	at Chargers	--	--	--	--	--	--	--	--	--	--	--	--	--	--	--	--
12/28	at Bengals	--	--	--	--	--	--	--	--	--	--	--	--	--	--	--	--
1/5	Chiefs	--	--	--	--	--	--	--	--	--	--	--	--	--	--	--	--
MOST TIMES LED (INCLUDING TIES)		W. LUTZ	4	J. WILLIAMS	4	B. NIX	3	C. SUTTON	3	J. REYNOLDS C. SUTTON	2	A. SINGLETON	2	N. BONITTO	3	A. SINGLETON B. JONES P. SURTAIN II	1

DATE	OPPONENT	SCORING		CARRIES		RUSHING YARDS		RECEPTIONS		RECEIVING YARDS		TACKLES		SACKS		INTERCEPTIONS	
		PLAYER	NO.	PLAYER	NO.	PLAYER	NO.	PLAYER	NO.	PLAYER	NO.	PLAYER	NO.	PLAYER	NO.	PLAYER	NO.
9/8	at Seahawks	J. Myers	8	K. Walker III	20	K. Walker III	103	T. Lockett	6	T. Lockett	77	J. Love	12	B. Mafe D. Hall	1.0	J. Love R. Woolen	1
9/15	Steelers	C. Boswell	7	N. Harris	17	N. Harris	69	P. Freiermuth	4	P. Freiermuth	39	D. Elliott	9	A. Highsmith T. Watt	1.0	D. Kazez C. Trice Jr.	1
9/22	at Buccaneers	C. Godwin	6	B. Irving	9	B. Irving	70	C. Otton	7	C. Godwin	53	J. Dean	13	--	--	--	--
9/29	at Jets	G. Zuerlein	9	B. Hall	10	B. Allen	34	G. Wilson A. Lazard	5	M. Williams	67	T. Adams	11	--	--	--	--
10/6	Raiders	A. Abdullah B. Bowers	6	A. Mattison	15	A. Abdullah	42	B. Bowers	8	B. Bowers	97	R. Spillane	10	M. Crosby	2.0	--	--
10/13	Chargers	C. Dicker	11	J. Dobbins	25	J. Dobbins	96	W. Dissly L. McConkey	4	S. Fehoko	44	A. Gilman	10	A. Gilman M. Fox	1.0	E. Molden	1
10/17	at Saints	--	--	--	--	--	--	--	--	--	--	--	--	--	--	--	--
10/27	Panthers	--	--	--	--	--	--	--	--	--	--	--	--	--	--	--	--
11/3	at Ravens	--	--	--	--	--	--	--	--	--	--	--	--	--	--	--	--
11/10	at Chiefs	--	--	--	--	--	--	--	--	--	--	--	--	--	--	--	--
11/17	Falcons	--	--	--	--	--	--	--	--	--	--	--	--	--	--	--	--
11/24	at Raiders	--	--	--	--	--	--	--	--	--	--	--	--	--	--	--	--
12/2	Browns	--	--	--	--	--	--	--	--	--	--	--	--	--	--	--	--
12/15	Colts	--	--	--	--	--	--	--	--	--	--	--	--	--	--	--	--
12/22	at Chargers	--	--	--	--	--	--	--	--	--	--	--	--	--	--	--	--
12/28	at Bengals	--	--	--	--	--	--	--	--	--	--	--	--	--	--	--	--
1/5	Chiefs	--	--	--	--	--	--	--	--	--	--	--	--	--	--	--	--



GAME BY GAME TACKLES



(AS OF OCT 15, 2024, 1:05 AM MDT)

2024 : REGULAR SEASON

PLAYERS	SEA	PIT	TB	NYJ	LV	LAC	NO	CAR	BAL	KC	ATL	LV	CLE	IND	LAC	CIN	KC	TOTAL
Jones, B.	6	7	6	5	8	12	--	--	--	--	--	--	--	--	--	--	--	44
Moss, R.	12	3	6	8	4	6	--	--	--	--	--	--	--	--	--	--	--	39
Barton, C.	2	6	4	10	7	8	--	--	--	--	--	--	--	--	--	--	--	37
Locke, P.	4	2	5	9	4	7	--	--	--	--	--	--	--	--	--	--	--	31
Singleton, A.	9	12	10	--	--	--	--	--	--	--	--	--	--	--	--	--	--	31
Allen, Z.	2	4	3	5	7	8	--	--	--	--	--	--	--	--	--	--	--	29
McMillian, J.	4	2	9	6	5	2	--	--	--	--	--	--	--	--	--	--	--	28
Cooper, J.	6	5	3	3	2	6	--	--	--	--	--	--	--	--	--	--	--	25
Strnad, J.	0	0	--	4	9	7	--	--	--	--	--	--	--	--	--	--	--	20
Roach, M.	2	4	--	3	3	4	--	--	--	--	--	--	--	--	--	--	--	16
Jones, D.	3	3	1	2	4	2	--	--	--	--	--	--	--	--	--	--	--	15
Surtain II, P.	6	1	2	2	3	0	--	--	--	--	--	--	--	--	--	--	--	14
Franklin-Myers, J.	2	3	2	3	2	2	--	--	--	--	--	--	--	--	--	--	--	14
Bonitto, N.	1	4	2	3	1	1	--	--	--	--	--	--	--	--	--	--	--	12
Elliss, J.	--	4	1	2	1	2	--	--	--	--	--	--	--	--	--	--	--	10
Jackson, J.	--	2	3	--	1	1	--	--	--	--	--	--	--	--	--	--	--	7
Welch, K.	2	2	--	2	--	0	--	--	--	--	--	--	--	--	--	--	--	6
Browning, B.	5	--	--	--	--	--	--	--	--	--	--	--	--	--	--	--	--	5
Wallace, L.	--	1	--	2	1	1	--	--	--	--	--	--	--	--	--	--	--	5
Tillman, D.	--	--	3	1	--	1	--	--	--	--	--	--	--	--	--	--	--	5
Uwazurike, E.	--	--	--	--	--	4	--	--	--	--	--	--	--	--	--	--	--	4
Key, D.	--	0	1	0	--	--	--	--	--	--	--	--	--	--	--	--	--	1
Sutton, C.	0	--	--	--	--	--	--	--	--	--	--	--	--	--	--	--	--	0
Meinerz, Q.	--	--	--	--	--	0	--	--	--	--	--	--	--	--	--	--	--	0
Wattenberg, L.	--	--	--	0	--	--	--	--	--	--	--	--	--	--	--	--	--	0
Fraboni, M.	--	--	--	0	--	0	--	--	--	--	--	--	--	--	--	--	--	0
Burton, M.	0	0	--	0	--	--	--	--	--	--	--	--	--	--	--	--	--	0
Smith, T.	--	--	--	0	--	--	--	--	--	--	--	--	--	--	--	--	--	0
Trautman, A.	0	--	--	--	--	--	--	--	--	--	--	--	--	--	--	--	--	0
Adkins, N.	--	0	--	--	--	--	--	--	--	--	--	--	--	--	--	--	--	0
McLaughlin, J.	--	0	--	--	--	--	--	--	--	--	--	--	--	--	--	--	--	0
Skinner, J.	0	0	--	--	0	--	--	--	--	--	--	--	--	--	--	--	--	0
Smith, K.	--	0	0	0	--	--	--	--	--	--	--	--	--	--	--	--	--	0
McCalister, T.	--	--	0	--	--	--	--	--	--	--	--	--	--	--	--	--	--	0
Nix, B.	--	--	--	--	0	--	--	--	--	--	--	--	--	--	--	--	--	0





**GAME
RECAPS**



20

WEEK 1

Denver Broncos 20, Seattle Seahawks 26
68,714 Lumen Field Sep 8, 2024



26

Denver Broncos	3	10	0	7	-	20
Seattle Seahawks	3	6	10	7	-	26

The Denver Broncos fell to the Seattle Seahawks in the 2024 NFL season opener by the score of 26-20.

QB Bo Nix made his first NFL start and NFL debut, completing 26-of-42 passes for 138 yards with two interceptions (47.5 rtg.). His 26 completions were the most by a Bronco rookie in his first career start.

WR Devaughn Vele also made his NFL debut, catching eight passes for 39 yards in the game (4.9 avg.). With that performance, Vele ranks second for most catches made in an NFL debut in team history, behind only former Broncos WR Eddie Royal (9).

Denver's defense also got out to a hot start, recording two safeties in the contest. It is the second time in team history the defense tallied multiple safeties in a game and just the third time in league history a team did so in Week 1.

ILB Alex Singleton got Denver off to a fast start, intercepting a pass from Seahawks QB Geno Smith on the second play of the game and returning it to the Seattle 20-yard line. The Broncos could not convert though, settling for a K Wil Lutz 35-yard field goal.

The Seahawks would get on the board after the teams traded punts for two possessions each, tying the game up on a 50-yard field goal by Seahawks K Jason Myers to tie the game at 3-3.

Denver would get its first safety of the game on Seattle's next possession after a holding penalty was called on the Seahawks in the end zone, giving Denver a 5-3 lead. The Broncos would extend the lead on the next drive as Lutz would hit another field goal, this time from 30 yards, to give Denver an 8-3 lead.

Seattle would respond on their next drive though, as Smith would run 34 yards on a scramble to score and give Seattle a 9-3 advantage after their two-point conversion try failed. The Broncos would take the lead into half though as another safety and another field goal from Lutz would give the Broncos an 13-9 lead at the break.

The Seahawks would come out of the break quickly, as the first drive of the second half would end up in a touchdown from RB Kenneth Walker. The next two drives for Seattle would also end up in points, as a field goal from Myers and another touchdown, this time from RB Zach Charbonnet, gave Seattle the 26-13 lead.

The Broncos did not quit though, as Denver found the end zone after Nix ran the ball in from four yards out to cut the lead to 26-20. That would be the final action, as Seattle was able to run out the clock on their next drive and clinch the opening weekend win.

SEATTLE SEAHAWKS

OFFENSE		DEFENSE	
WR 14	D. Metcalf	DE 99	L. Williams
LT 67	C. Cross	NT 97	J. Hankins
LG 70	L. Tomlinson	DE 90	J. Reed
C 57	C. Williams	RUSH 55	D. Jones
RG 75	A. Bradford	MLB 0	T. Dodson
RT 74	G. Fant	WLB 17	J. Baker
TE 87	N. Fant	SLB 53	B. Mafe
WR 16	T. Lockett	CB 21	D. Witherspoon
WR 11	J. Smith-Njigba	CB 27	R. Woolen
QB 7	G. Smith	SS 2	R. Jenkins
RB 9	K. Walker III	FS 20	J. Love

DENVER BRONCOS (HEAD COACH: SEAN PAYTON)

OFFENSE		DEFENSE	
WR 19	M. Mims Jr.	DE 99	Z. Allen
LT 72	G. Bolles	NT 93	D. Jones
LG 74	B. Powers	DE 98	J. Franklin-Myers
C 60	L. Wattenberg	SLB 0	J. Cooper
RG 77	Q. Meinerz	WLB 5	B. Browning
RT 69	M. McGlinchey	ILB 49	A. Singleton
TE 45	N. Adkins	CB 2	P. Surtain II
TE 80	G. Dulcich	CB 21	R. Moss
TE 82	A. Trautman	NCB 29	J. McMillian
RB 33	J. Williams	S 6	P. Locke
QB 10	B. Nix	S 22	B. Jones

OFFICIALS: Referee: Brad Allen (122), Umpire: Duane Heydt (42), Down Judge: Sarah Thomas (53), Line Judge: Walter Flowers (32), Field Judge: Rick Patterson (15), Side Judge: Chad Hill (125), Back Judge: Tyree Walton (2), Replay Official: Kevin Brown, Replay Official: Durwood Manley

DENVER BRONCOS

PASSING	ATT	CP	YDS	SK/YD	TD	LG	INT	RTG
Bo Nix	42	26	138	2/6	0	25	2	47.5
TOTAL	42	26	138	2/6	0	25	2	47.5

RUSHING	ATT	YDS	AVG	LG	TD
Bo Nix	5	35	7.0	23	1
Jaleel McLaughlin	10	27	2.7	15	0
Javonte Williams	8	23	2.9	9	0
Audric Estime	2	14	7.0	12	0
TOTAL	25	99	4.0	23	1

RECEIVING	NO	YDS	AVG	LG	TD
Devaughn Vele	8	39	4.9	9	0
Josh Reynolds	5	45	9.0	25	0
Jaleel McLaughlin	5	1	0.2	3	0
Courtland Sutton	4	38	9.5	17	0
Greg Dulcich	2	12	6.0	7	0
Michael Burton	1	3	3.0	3	0
Javonte Williams	1	0	0.0	0	0
TOTAL	26	138	5.3	25	0

TOP DEFENSE	TOT	SOLO	AST	SCK	YDS	INT
Riley Moss	12	8	4	0.0	0.0	0
Alex Singleton	9	6	3	0.0	0.0	1
Brandon Jones	6	4	2	0.0	0.0	0

FIELD GOALS	FGM/FGA	PERCENT	RESULTS
Wil Lutz	3-3	100.0	35G, 30G, 45G
TOTAL	3-3	100.0	

SEATTLE SEAHAWKS

PASSING	ATT	CP	YDS	SK/YD	TD	LG	INT	RTG
Geno Smith	25	18	171	2/13	1	30t	1	87.2
TOTAL	25	18	171	2/13	1	30T	1	87.3

RUSHING	ATT	YDS	AVG	LG	TD
Kenneth Walker III	20	103	5.2	23t	1
Geno Smith	4	30	7.5	34t	1
Zach Charbonnet	8	12	1.5	6	0
Laviska Shenault Jr.	1	1	1.0	1	0
TOTAL	33	146	4.4	34T	2

RECEIVING	NO	YDS	AVG	LG	TD
Tyler Lockett	6	77	12.8	19	0
DK Metcalf	3	29	9.7	12	0
Zach Charbonnet	2	29	14.5	30t	1
Jaxon Smith-Njigba	2	19	9.5	10	0
Noah Fant	2	11	5.5	9	0
Kenneth Walker III	2	6	3.0	8	0
Laviska Shenault Jr.	1	0	0.0	0	0
TOTAL	18	171	9.5	30T	1

TOP DEFENSE	TOT	SOLO	AST	SCK	YDS	INT
Julian Love	12	10	2	0.0	0.0	1
Tyrel Dodson	10	9	1	0.0	0.0	0
Devon Witherspoon	7	5	2	0.0	0.0	0

FIELD GOALS	FGM/FGA	PERCENT	RESULTS
Jason Myers	2-2	100.0	50G, 28G
TOTAL	2-2	100.0	

Team Statistics

	Broncos	Seahawks
First Downs	13	19
3rd-Down Eff. (Made/Att/Pct)	5/18/28%	4/12/33%
4th-Down Eff. (Made/Att/Pct)	1/1/100%	0/0/0%
Total Net Yards	231	304
Total Plays	69	60
Yards Per Play	3.3	5.1
Rushes/Net Yards	25/99	33/146
Net Passing	132	158
Pass Attempts/Completions	42/26	25/18
Had Intercepted	2	1
Sacked/Yards Lost	2/6	2/13
Punts/Average	8/48.6	5/48.2
Penalties/Yards	8/60	6/41
Fumbles/Lost	2/1	1/1
Possession Time	31:14	28:46





WEEK 2

Pittsburgh Steelers 13, Denver Broncos 6

74,215 Empower Field at Mile High Sep 15, 2024



Pittsburgh Steelers	7	3	3	0	—	13
Denver Broncos	0	0	0	6	—	6

The Denver Broncos were unable to comeback in their home opener, falling to the Pittsburgh Steelers 13-6.

DE Zach Allen was a force in the middle on a Broncos defense that limited Pittsburgh to three first downs the entire second half. Allen finished the game with one sack and a game-high four quarterback hits.

ILB Alex Singleton also made an impact defensively, recording a team-high 11 tackles (7 solo). It was Singleton's 33rd career double-digit tackle game, which was the second most since 2020 in the entire NFL at the time of the game.

On the offensive side, WR Josh Reynolds made four receptions for 93 yards (23.3 avg.), which was the most he posted in a single game since 2022.

Both teams exchanged punts to begin the contest before on their second offensive drive of the game, Pittsburgh traveled 78 yards on 12 plays to take the early 7-0 lead. The drive was capped off after Steelers QB Justin Fields found TE Darnell Washington for the five-yard touchdown.

The game would return to a defensive struggle as both sides would continue to exchange punts until the final drive of the half by Pittsburgh. The Steelers would take the ball 57 yards on seven plays and wrap the half up with a 22-yard field goal by Steelers K Chris Boswell to make the score 10-0 at half.

The start of the second half would again become a defensive struggle as both teams would exchange possessions without a score. The Steelers would get on the board again though with another field goal after intercepting a Broncos pass to make it 13-0.

Denver made it only the scoreboard early in the fourth quarter as they would go 54 yards on 12 plays to set up K Wjl Lutz with a 35-yard field goal to make it 13-3.

The Broncos would get on the board again two drives later, this time setting Lutz up from 29 yard away to make it 13-6, but that proved to be the final points of the game.

PITTSBURGH STEELERS (HEAD COACH: MIKE TOMLIN)

OFFENSE			DEFENSE		
WR	11	V. Jefferson	DE	99	L. Ogunjobi
LT	65	D. Moore Jr.	DT	97	C. Heyward
LG	74	S. Anderson	NT	95	K. Benton
C	54	Z. Frazier	LOLB	90	T. Watt
RG	78	J. Daniels	LILB	6	P. Queen
RT	76	T. Fautanu	RILB	50	E. Roberts
TE	81	M. Pruitt	ROLB	56	A. Highsmith
RB	22	N. Harris	LCB	26	D. Jackson
QB	2	J. Fields	FS	39	M. Fitzpatrick
WR	14	G. Pickens	SS	25	D. Elliott
TE	83	C. Heyward	RCB	24	J. Porter Jr.

DENVER BRONCOS (HEAD COACH: SEAN PAYTON)

OFFENSE			DEFENSE		
WR	14	C. Sutton	DE	99	Z. Allen
LT	72	G. Bolles	NT	93	D. Jones
LG	74	B. Powers	DE	98	J. Franklin-Myers
C	60	L. Wattenberg	SLB	0	J. Cooper
RG	77	Q. Meinerz	WLB	5	B. Browning
RT	69	M. McGlinchey	ILB	49	A. Singleton
TE	45	N. Adkins	ILB	57	K. Welch
TE	82	A. Trautman	CB	2	P. Surtain II
WR	84	L. Humphrey	CB	21	R. Moss
RB	33	J. Williams	S	6	P. Locke
QB	10	B. Nix	S	22	B. Jones

OFFICIALS: Referee: Clete Blakeman (34), Umpire: Scott Campbell (127), Down Judge: Dana McKenzie (8), Line Judge: Julian Mapp (10), Field Judge: Karina Tovar (0), Side Judge: James Coleman (95), Back Judge: Jonah Monroe (120), Replay Official: Chad Adams, Replay Assistant: Amber Cornell

PITTSBURGH STEELERS

PASSING	ATT	CP	YDS	SK/YD	TD	LG	INT	RTG
Justin Fields	20	13	117	2/7	1	16	0	97.3
TOTAL	20	13	117	2/7	1	16	0	97.3

RUSHING	ATT	YDS	AVG	LG	TD
Najee Harris	17	69	4.1	11	0
Jaylen Warren	9	42	4.7	11	0
Justin Fields	8	27	3.4	16	0
Cordarrelle Patterson	2	3	1.5	3	0
TOTAL	36	141	3.9	16	0

RECEIVING	NO	YDS	AVG	LG	TD
Pat Freiermuth	4	39	9.8	14	0
George Pickens	2	29	14.5	16	0
Jaylen Warren	2	19	9.5	12	0
Van Jefferson	2	14	7.0	12	0
Calvin Austin III	1	6	6.0	6	0
Najee Harris	1	5	5.0	5	0
Darnell Washington	1	5	5.0	5t	1
TOTAL	13	117	9.0	16	1

TOP DEFENSE	TOT	SOLO	AST	SCK	YDS	INT
DeShon Elliott	9	4	5	0.0	0.0	0
Minkah Fitzpatrick	7	5	2	0.0	0.0	0
Alex Highsmith	4	4	0	1.0	7.0	0

FIELD GOALS	FGM/FGA	PERCENT	RESULTS
Chris Boswell	2-2	100.0	22G, 53G
TOTAL	2-2	100.0	

DENVER BRONCOS

PASSING	ATT	CP	YDS	SK/YD	TD	LG	INT	RTG
Bo Nix	35	20	246	2/15	0	49	2	55.2
TOTAL	35	20	246	2/15	0	49	2	55.2

RUSHING	ATT	YDS	AVG	LG	TD
Bo Nix	4	25	6.3	13	0
Javonte Williams	11	17	1.5	5	0
Tyler Badie	1	16	16.0	16	0
Jaleel McLaughlin	3	6	2.0	7	0
TOTAL	19	64	3.4	16	0

RECEIVING	NO	YDS	AVG	LG	TD
Javonte Williams	5	48	9.6	14	0
Josh Reynolds	4	93	23.3	49	0
Lil'Jordan Humphrey	4	50	12.5	27	0
Greg Dulcich	3	16	5.3	9	0
Courtland Sutton	1	26	26.0	26	0
Marvin Mims Jr.	1	10	10.0	8	0
Tyler Badie	1	2	2.0	2	0
Michael Burton	1	1	1.0	1	0
TOTAL	20	246	12.3	49	0

TOP DEFENSE	TOT	SOLO	AST	SCK	YDS	INT
Alex Singleton	12	7	5	0.0	0.0	0
Brandon Jones	7	3	4	0.0	0.0	0
Cody Barton	6	3	3	0.0	0.0	0

FIELD GOALS	FGM/FGA	PERCENT	RESULTS
Wil Lutz	2-2	100.0	35G, 29G
TOTAL	2-2	100.0	

Team Statistics

	Steelers	Broncos
First Downs	16	13
3rd-Down Eff. (Made/Att/Pct)	4/13/31%	2/12/17%
4th-Down Eff. (Made/Att/Pct)	0/0/0%	1/2/50%
Total Net Yards	251	295
Total Plays	58	56
Yards Per Play	4.3	5.3
Rushes/Net Yards	36/141	19/64
Net Passing	110	231
Pass Attempts/Completions	20/13	35/20
Had Intercepted	0	2
Sacked/Yards Lost	2/7	2/15
Punts/Average	8/53.0	6/52.5
Penalties/Yards	10/78	9/124
Fumbles/Lost	1/0	0/0
Possession Time	32:19	27:41





26

WEEK 3

Denver Broncos 26, Tampa Bay Buccaneers 7
62,738 Raymond James Stadium Sep 22, 2024



7

Denver Broncos	14	6	0	6	-	26
Tampa Bay Buccaneers	0	7	0	0	-	7

In Week 3, the Denver Broncos were able to clinch their first victory of the season, taking down the undefeated Tampa Bay Buccaneers by the score of 26-7. Getting his first win in the NFL, QB Bo Nix helped drive an offense that outpaced the defending NFC South Champions by 129 total yards. Nix completed 25-of-36 passes for 216 yards (85.0 rtg.) while also carrying the ball nine times for 47 yards (5.2 avg.).

RB Tyler Badie also found success on the ground, totaling a team-high 70 yards on nine carries (7.8 avg.). Through the air, WR Courtland Sutton led the way with 68 yards on seven catches (9.7 avg.) while WR Lil Jordan Humphrey caught a career-high six passes for 37 yards (6.2 avg.).

Defensively, S Brandon Jones had a breakout game, finishing with six tackles (4 solo) along with one interception (37 yds.), one pass defended and one fumble recovery (34 yds.).

Denver also notched seven sacks in the game, which is tied for the eighth most in team history in a single game and the most since 2019. OLB Dondrea Tillman totaled two sacks in the game, becoming the first Bronco since at least 1970 to tally two sacks in his NFL debut.

The Broncos came out fast, winning the coin toss and electing to receive the kickoff. The gamble paid off, as Nix led the 70-yard drive for a touchdown that was capped by a three-yard rush by the signal caller.

Denver would get their first takeaway of the game two drives later as Jones would jump up and take the pass from Buccaneers QB Baker Mayfield to set the Broncos up at Tampa Bay's nine-yard line. That would prove to help as Denver scored four plays later on a RB Jaleel McLaughlin one-yard rush to go up 14-0.

The Broncos would score on their next drive as well as a 13-play drive that went 41 yards was capped off by a 43-yard field goal from K Will Lutz.

It seemed like momentum would shift when Tampa Bay recovered a fumble that led to a drive that gave Tampa their only points of the game, but the Broncos would answer right back on a two-minute drive to get into the half at 20-7.

Both offenses would stall out on their first drives of the second half, but Denver would seem to squeeze the life out of the game after milking almost eight minutes on a 15-play, 79-yard drive that led to another Lutz field goal to extend the lead to 23-7.

The Buccaneers would turn the ball over on downs their next drive and on the ensuing possession, the Broncos clinched the game as another Lutz field goal from 43 yards out made the score 26-7.

Jones would recover a fumble by Tampa Bay on its next drive and give Denver its 19-point victory.

OFFICIALS: Referee: Alan Eck (76), Umpire: Tab Slaughter (110), Down Judge: Derick Bowers (74), Line Judge: Derek Anderson (166), Side Judge: John Jenkins (117), Side Judge: Dale Shaw (104), Back Judge: Greg Meyer (78)

TAMPA BAY BUCCANEERS (HEAD COACH: TODD BOWLES)

OFFENSE		DEFENSE	
WR 15	J. McMillan	DL 96	G. Gaines
WR 13	M. Evans	DL 92	W. Gholston
WR 14	C. Godwin	DL 90	L. Hall
C 62	G. Barton	OLB 0	Y. Diaby
TE 88	C. Otton	OLB 9	J. Tryon-Shoyinka
QB 6	B. Mayfield	CB 35	J. Dean
RB 1	R. White	CB 27	Z. McCollum
		S 29	C. Izien
		S 3	J. Whitehead

DENVER BRONCOS (HEAD COACH: SEAN PAYTON)

OFFENSE		DEFENSE	
WR 14	C. Sutton	DE 99	Z. Allen
LT 72	G. Bolles	NT 93	D. Jones
LG 74	B. Powers	DE 98	J. Franklin-Myers
C 60	L. Wattenberg	SLB 0	J. Cooper
RG 77	Q. Meinerz	WLB 15	N. Bonitto
RT 63	A. Palczewski	ILB 49	A. Singleton
TE 82	A. Trautman	CB 2	P. Surtain II
TE 80	G. Dulcich	CB 21	R. Moss
WR 11	J. Reynolds	NCB 29	J. McMillan
RB 33	J. Williams	S 6	P. Locke
QB 10	B. Nix	S 22	B. Jones

DENVER BRONCOS

PASSING	ATT	CP	YDS	SK/YD	TD	LG	INT	RTG
Bo Nix	36	25	216	0/0	0	31	0	85.0
TOTAL	36	25	216	0/0	0	31	0	85.0

RUSHING	ATT	YDS	AVG	LG	TD
Tyler Badie	9	70	7.8	43	0
Bo Nix	9	47	5.2	22	1
Javonte Williams	5	12	2.4	5	0
Jaleel McLaughlin	5	7	1.4	7	1
TOTAL	28	136	4.9	43	2

RECEIVING	NO	YDS	AVG	LG	TD
Courtland Sutton	7	68	9.7	22	0
Lil Jordan Humphrey	6	37	6.2	17	0
Javonte Williams	4	29	7.3	11	0
Josh Reynolds	2	36	18.0	31	0
Troy Franklin	2	11	5.5	6	0
Adam Trautman	1	13	13.0	13	0
Marvin Mims Jr.	1	9	9.0	9	0
Jaleel McLaughlin	1	7	7.0	7	0
Nate Adkins	1	6	6.0	6	0
TOTAL	25	216	8.6	31	0

TOP DEFENSE	TOT	SOLO	AST	SCK	YDS	INT
Alex Singleton	10	4	6	0.0	0.0	0
Ja'Quan McMillian	9	8	1	0.0	0.0	0
Brandon Jones	6	4	2	0.0	0.0	1

FIELD GOALS	FGM/FGA	PERCENT	RESULTS
Wil Lutz	4-4	100.0	43G, 38G, 33G, 43G
TOTAL	4-4	100.0	

TAMPA BAY BUCCANEERS

PASSING	ATT	CP	YDS	SK/YD	TD	LG	INT	RTG
Baker Mayfield	33	25	163	7/31	1	13	1	83.3
TOTAL	33	25	163	7/31	1	13	1	83.3

RUSHING	ATT	YDS	AVG	LG	TD
Bucky Irving	9	70	7.8	32	0
Rachaad White	6	17	2.8	9	0
Sean Tucker	1	4	4.0	4	0
TOTAL	16	91	5.7	32	0

RECEIVING	NO	YDS	AVG	LG	TD
Cade Otton	7	47	6.7	13	0
Chris Godwin	6	53	8.8	13	1
Rachaad White	5	18	3.6	8	0
Bucky Irving	3	14	4.7	6	0
Mike Evans	2	17	8.5	9	0
Payne Durham	1	8	8.0	8	0
Jalen McMillan	1	6	6.0	6	0
TOTAL	25	163	6.5	13	1

TOP DEFENSE	TOT	SOLO	AST	SCK	YDS	INT
Jamel Dean	13	9	4	0.0	0.0	0
Christian Izien	8	6	2	0.0	0.0	0
Lavonte David	8	3	5	0.0	0.0	0

FIELD GOALS	FGM/FGA	PERCENT	RESULTS
	No Field Goals		

Team Statistics

	Broncos	Buccaneers
First Downs	18	17
3rd-Down Eff. (Made/Att/Pct)	4/13/31%	3/11/27%
4th-Down Eff. (Made/Att/Pct)	2/3/67%	0/2/0%
Total Net Yards	352	223
Total Plays	64	56
Yards Per Play	5.5	4.0
Rushes/Net Yards	28/136	16/91
Net Passing	216	132
Pass Attempts/Completions	36/25	33/25
Had Intercepted	0	1
Sacked/Yards Lost	0/0	7/31
Punts/Average	2/48.0	4/47.3
Penalties/Yards	5/51	5/19
Fumbles/Lost	1/1	1/1
Possession Time	32:08	27:52





10

WEEK 4

Denver Broncos 10, New York Jets 9

82,243 MetLife Stadium Sep 29, 2024



9

Denver Broncos	0	0	7	3	-	10
New York Jets	0	6	0	3	-	9

The Broncos completed their East Coast road trip sweep after defeating the New York Jets 10-9 on the soggy field of MetLife Stadium.

Denver put on a defensive masterclass in the contest, limiting the Jets to just 248 total yards as well as 64 yards on the ground. The Broncos also applied pressure in the contest, brining down Jets QB Aaron Rodgers a total of five times.

ILB Cody Barton, who played all 74 defensive snaps in the game, led the charge defensively with 10 tackles. S Brandon Jones also became the first Bronco since 2015 to record a forced fumble, fumble recovery and interception within the first four games of a season.

The Broncos also had six players record at least 0.5 sacks, including S P.J. Locke, ILB Justin Strnad, DE John Franklin-Myers, OLB Nik Bonitto, DT Malcolm Roach and OLB Jonah Ellis.

Denver came out of the gate hot, with Strnad sacking Rodgers on the first play of the game for an eight-yard loss and Jones forcing a fumble on the third play that was recovered by CB Riley Moss.

The Jets would strike first towards the tail end of the first quarter, setting up at the one-yard line, but Denver made a goal line stand that forced a field goal in the start of the second quarter to make it 3-0.

Both teams would again keep trading punts for the remainder of the quarter until the end as a two-minute drill by New York set up a 35-yard field goal by the Jets as time expired.

The Broncos' offense picked things up in the second half, as on their second drive of the half, QB Bo Nix helped lead an 11-play, 87-yard drive that ended with an eight-yard touchdown pass to WR Courtland Sutton. That pass marked Nix's first career touchdown pass.

The Jets would answer on their next drive as another drive got deep into Denver territory, but the defense was able to hold them to another field goal.

New York's lead would not last long though, as K Wil Lutz would help get the Broncos the lead back with a 47-yard field goal after a 41-yard drive in eight plays to make the score 10-9.

The game would prove to come down to the final seconds though, as after a fourth-down stop, the Broncos would try a long field goal that would miss to set New York up on their own 40-yard line.

It would end in heartbreak though for the Jets because a 50-yard attempt by Jets K Greg Zuerlein would be pushed right and give the Broncos the win.

OFFICIALS: Referee: Ronald Torbert (62), **Umpire:** Barry Anderson (20), **Down Judge:** Frank LeBlanc (44), **Line Judge:** Brian Bolinger (40), **Field Judge:** Ryan Dickson (25), **Side Judge:** Keith Washington (7), **Back Judge:** Tony Josselyn (67), **Replay Official:** Mike Chase, **Replay Assistant:** Jamie Tuss

NEW YORK JETS (HEAD COACH: ROBERT SALEH)

OFFENSE			DEFENSE		
WR	10	A. Lazard	EDGE	99	W. McDonald IV
WR	5	G. Wilson	DL	72	M. Clemons
TE	83	T. Conklin	DL	54	J. Kinlaw
TE	89	J. Ruckert	DL	95	Q. Williams
QB	8	A. Rodgers	LB	56	Q. Williams
RB	20	B. Hall	LB	55	C. Surratt
			LB	44	J. Sherwood
			CB	1	S. Gardner
			CB	4	D. Reed
			S	22	T. Adams
			S	36	C. Clark

DENVER BRONCOS (HEAD COACH: SEAN PAYTON)

OFFENSE			DEFENSE		
WR	16	T. Franklin	DE	99	Z. Allen
LT	72	G. Bolles	NT	93	D. Jones
LG	74	B. Powers	DE	98	J. Franklin-Myers
C	60	L. Wattenberg	SLB	0	J. Cooper
RG	77	Q. Meinerz	WLB	15	N. Bonitto
RT	63	A. Palczewski	ILB	55	C. Barton
TE	45	N. Adkins	ILB	40	J. Strnad
TE	80	G. Dulcich	CB	2	P. Surtain II
TE	82	A. Trautman	CB	21	R. Moss
RB	33	J. Williams	S	6	P. Locke
QB	10	B. Nix	S	22	B. Jones

DENVER BRONCOS

PASSING	ATT	CP	YDS	SK/YD	TD	LG	INT	RTG
Bo Nix	25	12	60	0/0	1	29	0	67.9
TOTAL	25	12	60	0/0	1	29	0	67.9

RUSHING	ATT	YDS	AVG	LG	TD
Javonte Williams	16	77	4.8	16	0
Jaleel McLaughlin	9	46	5.1	10	0
Bo Nix	5	3	0.6	7	0
Tyler Badie	1	0	0.0	0	0
TOTAL	31	126	4.1	16	0

RECEIVING	NO	YDS	AVG	LG	TD
Courtland Sutton	3	60	20.0	29	1
Javonte Williams	2	3	1.5	4	0
Troy Franklin	2	-2	-1.0	2	0
Tyler Badie	2	-4	-2.0	-1	0
Michael Burton	1	3	3.0	3	0
Nate Adkins	1	0	0.0	0	0
Jaleel McLaughlin	1	0	0.0	0	0
TOTAL	12	60	5.0	29	1

TOP DEFENSE	TOT	SOLO	AST	SCK	YDS	INT
Cody Barton	10	4	6	0.0	0.0	0
P.J. Locke	9	7	2	1.0	10.0	0
Riley Moss	8	7	1	0.0	0.0	0

FIELD GOALS	FGM/FGA	PERCENT	RESULTS
Wil Lutz	1-2	50.0	47G, 50WL
TOTAL	1-2	50.0	

NEW YORK JETS

PASSING	ATT	CP	YDS	SK/YD	TD	LG	INT	RTG
Aaron Rodgers	42	24	225	5/41	0	25	0	72.0
TOTAL	42	24	225	5/41	0	25	0	72.0

RUSHING	ATT	YDS	AVG	LG	TD
Braelon Allen	8	34	4.3	9	0
Aaron Rodgers	5	26	5.2	14	0
Breece Hall	10	4	0.4	3	0
TOTAL	23	64	2.8	14	0

RECEIVING	NO	YDS	AVG	LG	TD
Allen Lazard	5	58	11.6	25	0
Garrett Wilson	5	41	8.2	23	0
Mike Williams	4	67	16.8	22	0
Tyler Conklin	4	17	4.3	9	0
Breece Hall	2	14	7.0	9	0
Jeremy Ruckert	2	10	5.0	9	0
Braelon Allen	1	12	12.0	12	0
Xavier Gipson	1	6	6.0	6	0
TOTAL	24	225	9.4	25	0

TOP DEFENSE	TOT	SOLO	AST	SCK	YDS	INT
Tony Adams	11	4	7	0.0	0.0	0
Jamien Sherwood	7	6	1	0.0	0.0	0
Quincy Williams	7	5	2	0.0	0.0	0

FIELD GOALS	FGM/FGA	PERCENT	RESULTS
Greg Zuerlein	3-4	75.0	23G, 35G, 40G, 50WR
TOTAL	3-4	75.0	

Team Statistics

	Broncos	Jets
First Downs	12	16
3rd-Down Eff. (Made/Att/Pct)	3/14/21%	4/17/24%
4th-Down Eff. (Made/Att/Pct)	0/0/0%	0/1/0%
Total Net Yards	186	248
Total Plays	56	70
Yards Per Play	3.3	3.5
Rushes/Net Yards	31/126	23/64
Net Passing	60	184
Pass Attempts/Completions	25/12	42/24
Had Intercepted	0	0
Sacked/Yards Lost	0/0	5/41
Punts/Average	8/42.4	7/45.1
Penalties/Yards	5/74	13/90
Fumbles/Lost	1/1	1/1
Possession Time	28:16	31:44





18

WEEK 5

Las Vegas Raiders 18, Denver Broncos 34

72,825 Empower Field at Mile High Oct 6, 2024



34

Las Vegas Raiders	10	0	0	8	-	18
Denver Broncos	0	13	7	14	-	34

In their first divisional matchup of the season, the Broncos came away with the 34-18 win against the Las Vegas Raiders to pick up their third consecutive win. Denver's first win against Las Vegas since 2019, the play of the game went to CB Pat Surtain II, who ended up with two interceptions in the game but was highlighted by a 100-yard interception return touchdown that shifted the momentum of the game. The pick was the second longest interception return touchdown in team history, behind only CB Aqib Talib's 103 yarder in 2017.

Offensively, the Broncos kicked things up in the second half, with QB Bo Nix completing 9-of-11 passes for 101 yards with two touchdowns (144.5 rtg.) in the second frame. RB Javonte Williams also had a breakout performance, racking up 111 total yards from scrimmage, including 61 yards on the ground and 50 through the air. It was his third career game with at least 50 yards receiving and rushing.

The Raiders took a quick 10-0 lead in the first quarter as QB Gardner Minshew hit TE Brock Bowers for a 57-yard score on the opening drive of the game. He then led Las Vegas to a 68-yard drive on their second possession for the field goal.

The Broncos would answer right back though, as their second possession would travel 26 yards and help set up a 51-yard field goal attempt for K Wil Lutz to make it 10-3.

The next drive for Las Vegas would put them right on the edge of another score when Surtain picked off Minshew in the end zone and returned the ball all the way for the score to tie the game up at 10 a piece.

The rest of the half would be a defensive struggle though, but would end up in the Broncos' favor. With 27 seconds remaining in the half, the Broncos took the ball 38 yards on five plays to help set up a 44-yard field goal by Lutz to take the 13-10 lead into the break.

The Broncos took things over in the second half after going 50-yards on their second drive of the half to find the end zone when Nix found RB Jaleel McLaughlin for the four-yard touchdown pass.

The fourth quarter also started out hot with Denver scoring on their first drive of the frame when Nix finished an eight-play drive with a one-yard rush for the score. They would score on their next drive as well after Nix found WR Josh Reynolds in the end zone for a nine-yard score, marking Reynolds' first touchdown catch as a Bronco.

The Raiders would get on the board one more time with a touchdown from RB Ameer Abdullah, but the game would end with the score of 24-18.

LAS VEGAS RAIDERS (HEAD COACH: ANTONIO PIERCE)

OFFENSE			DEFENSE		
WR	11	T. Tucker	DE	98	M. Crosby
LT	74	K. Miller	DT	69	A. Butler
LG	58	J. Powers-Johnson	DT	##	C. Wilkins
C	68	A. James	DT	95	J. Jenkins
RG	66	D. Parham	DE	49	C. Snowden
RT	71	D. Glaze	LB	45	T. Eichenberg
TE	89	B. Bowers	LB	41	R. Spillane
WR	16	J. Meyers	CB	0	J. Bennett
WR	19	D. Turner	CB	18	J. Jones
QB	15	G. Minshew II	S	7	T. Moehrig
RB	22	A. Mattison	S	20	I. Pola-Mao

DENVER BRONCOS (HEAD COACH: SEAN PAYTON)

OFFENSE			DEFENSE		
WR	14	C. Sutton	DE	99	Z. Allen
LT	72	G. Bolles	NT	93	D. Jones
LG	74	B. Powers	SLB	0	J. Cooper
C	60	L. Wattenberg	WLB	15	N. Bonitto
RG	77	Q. Meinerz	ILB	55	C. Barton
RT	63	A. Palczewski	ILB	40	J. Strnad
TE	82	A. Trautman	CB	2	P. Surtain II
WR	16	T. Franklin	CB	21	R. Moss
FB	20	M. Burton	NCB	29	J. McMillian
RB	33	J. Williams	S	6	P. Locke
QB	10	B. Nix	S	22	B. Jones

OFFICIALS: Referee: Craig Wrolstad (4), Umpire: Steven Woods (54), Down Judge: Danny Short (113), Line Judge: Jeff Bergman (32), Line Judge: Brett Bergman (17), Field Judge: Jeff Shears (60), Side Judge: Frank Steratore (132), Back Judge: Rich Martinez (39), Replay Assistant: Gavin Anderson, Replay Assistant: Ken Hall

LAS VEGAS RAIDERS

PASSING	ATT	CP	YDS	SK/YD	TD	LG	INT	RTG
Gardner Minshew II	17	12	137	2/9	1	57t	2	74.5
Aidan O'Connell	20	10	94	1/7	0	21	1	42.5
TOTAL	37	22	231	3/16	1	57T	3	52.9

RUSHING	ATT	YDS	AVG	LG	TD
Ameer Abdullah	5	42	8.4	40	1
Alexander Mattison	15	38	2.5	8	0
Gardner Minshew II	2	22	11.0	11	0
Tre Tucker	2	8	4.0	7	0
DJ Turner	1	5	5.0	5	0
TOTAL	25	115	4.6	40	1

RECEIVING	NO	YDS	AVG	LG	TD
Brock Bowers	8	97	12.1	57t	1
Jakobi Meyers	6	72	12.0	21	0
Ameer Abdullah	3	9	3.0	10	0
Alexander Mattison	2	23	11.5	12	0
Tre Tucker	2	18	9.0	12	0
DJ Turner	1	12	12.0	12	0
TOTAL	22	231	10.5	57T	1

TOP DEFENSE	TOT	SOLO	AST	SCK	YDS	INT
Robert Spillane	10	6	4	0.0	0.0	0
Tre'von Moehrig	8	4	4	0.0	0.0	0
Christian Wilkins	5	4	1	1.0	7.0	0

FIELD GOALS	FGM/FGA	PERCENT	RESULTS
Daniel Carlson	1-1	100.0	40G
TOTAL	1-1	100.0	

DENVER BRONCOS

PASSING	ATT	CP	YDS	SK/YD	TD	LG	INT	RTG
Bo Nix	27	19	206	3/26	2	27	0	117.2
TOTAL	27	19	206	3/26	2	27	0	117.2

RUSHING	ATT	YDS	AVG	LG	TD
Javonte Williams	13	61	4.7	17	0
Jaleel McLaughlin	6	22	3.7	13	0
Marvin Mims Jr.	1	17	17.0	17	0
Bo Nix	8	9	1.1	11	1
TOTAL	28	109	3.9	17	1

RECEIVING	NO	YDS	AVG	LG	TD
Javonte Williams	5	50	10.0	26	0
Jaleel McLaughlin	3	3	1.0	4t	1
Lil'Jordan Humphrey	2	48	24.0	27	0
Courtland Sutton	2	32	16.0	24	0
Troy Franklin	1	20	20.0	20	0
Adam Trautman	1	19	19.0	19	0
Josh Reynolds	1	9	9.0	9t	1
Nate Adkins	1	8	8.0	8	0
Marvin Mims Jr.	1	7	7.0	7	0
Michael Burton	1	5	5.0	5	0
Lucas Krull	1	5	5.0	5	0
TOTAL	19	206	10.8	27	2

TOP DEFENSE	TOT	SOLO	AST	SCK	YDS	INT
Justin Strnad	9	7	2	0.0	0.0	0
Brandon Jones	8	3	5	0.0	0.0	0
Cody Barton	7	7	0	0.0	0.0	0

FIELD GOALS	FGM/FGA	PERCENT	RESULTS
Wil Lutz	2-2	100.0	51G, 44G
TOTAL	2-2	100.0	

Team Statistics

	Raiders	Broncos
First Downs	20	18
3rd-Down Eff. (Made/Att/Pct)	7/15/47%	3/12/25%
4th-Down Eff. (Made/Att/Pct)	0/1/0%	1/1/100%
Total Net Yards	330	289
Total Plays	65	58
Yards Per Play	5.1	5.0
Rushes/Net Yards	25/115	28/109
Net Passing	215	180
Pass Attempts/Completions	37/22	27/19
Had Intercepted	3	0
Sacked/Yards Lost	3/16	3/26
Punts/Average	5/53.4	6/43.2
Penalties/Yards	11/79	9/44
Fumbles/Lost	0/0	1/0
Possession Time	31:23	28:37





23

WEEK 6

Los Angeles Chargers 23, Denver Broncos 16
70,743 Empower Field at Mile High Oct 13, 2024



16

Los Angeles Chargers	10	10	3	0	—	23
Denver Broncos	0	0	0	16	—	16

The Broncos' three-game win streak came to an end as they fell to the Los Angeles Chargers by the score of 23-16 at Empower Field at Mile High.

OLB Nik Bonitto got another sack in the game, marking his fourth-straight contest with at least 1.0 sack. He became the first Bronco since former Broncos OLB Von Miller (2019-21) to record at least four consecutive games reaching the opposing signal caller.

DE Zach Allen and OLB Jonathon Cooper also combined on a sack in the contest, marking Cooper's 17.5 sack in his career while Allen reached the 20-sack mark. Allen also produced four tackles for loss, which was tied for the most by a Broncos' defensive lineman in a game since at least 1999.

The rookie wide outs stepped up as WR Devaughn Vele caught a team-high-tying four passes for 78 yards (19.5 avg.) and WR Troy Franklin caught his first career touchdown pass. WR Courtland Sutton also caught four passes in the game for 53 yards (13.3 avg.) with one score.

The Broncos received the opening kickoff but would turn the ball over on the third play as a pass was intercepted by Chargers S Elijah Molden and returned to the Broncos' 31-yard line. Denver's defense would limit damage though as they forced a field goal by Los Angeles on that drive.

The Chargers would get on the board again on their next drive as they went 83 yards on six plays and ended with a 38-yard touchdown pass from Chargers' QB Justin Herbert to RB Kimani Vidal.

Los Angeles would get on the board two more times in the second quarter as a touchdown by RB J.K. Dobbins and a field goal by K Cameron Dicker would make it 20-0 at half.

The Chargers would make it 23-0 in the third quarter with another Dicker field goal, but the Broncos would then start to chip away. A fourth-and-two connection between QB Bo Nix and Vele and a 29-yard strike to Franklin would set Denver up with a two-yard score from Franklin.

The Broncos would again score on a highlight reel catch by Sutton on the next drive to make it 23-13, but a failed two-point conversion would keep the score there.

Denver would get a field goal to make it a one-score game the next drive after a 40-yard field goal by K Wil Lutz, but that would be how the game would end as the inside kick attempt went out of bounds.

LOS ANGELES CHARGERS (HEAD COACH: BRANDON STALEY)

OFFENSE		DEFENSE	
WR 15	L. McConkey	DL 95	P. Ford
WR 1	Q. Johnston	DL 93	O. Ogbornia
TE 88	H. Hurst	OLB 52	K. Mack
C 75	B. Bozeman	OLB 45	T. Tuipulotu
QB 10	J. Herbert	LB 0	D. Henley
RB 27	J. Dobbins	LB 6	D. Perryman
		CB 7	K. Fulton
		CB 20	C. Hart
		CB 29	T. Still
		S 32	A. Gilman
		S 3	D. James Jr.

DENVER BRONCOS (HEAD COACH: SEAN PAYTON)

OFFENSE		DEFENSE	
WR 17	D. Vele	DE 99	Z. Allen
WR 14	C. Sutton	NT 93	D. Jones
LT 72	G. Bolles	DE 98	J. Franklin-Myers
LG 74	B. Powers	SLB 0	J. Cooper
C 54	A. Forsyth	WLB 15	N. Bonitto
RG 77	Q. Meinerz	ILB 55	C. Barton
RT 79	M. Peart	ILB 40	J. Strnad
TE 82	A. Trautman	CB 2	P. Surtain II
WR 16	T. Franklin	CB 21	R. Moss
RB 33	J. Williams	S 6	P. Locke
QB 10	B. Nix	S 22	B. Jones

LOS ANGELES CHARGERS

PASSING	ATT	CP	YDS	SK/YD	TD	LG	INT	RTG
Justin Herbert	34	21	237	3/15	1	38T	0	92.4
TOTAL	34	21	237	3/15	1	38T	0	92.4

RUSHING	ATT	YDS	AVG	LG	TD
J.K. Dobbins	25	96	3.8	20	1
Derius Davis	2	14	7.0	10	0
Kimani Vidal	4	11	2.8	6	0
Hassan Haskins	2	5	2.5	3	0
Justin Herbert	4	2	0.5	5	0
Quentin Johnston	1	0	0.0	0	0
TOTAL	38	128	3.4	20	1

RECEIVING	NO	YDS	AVG	LG	TD
Ladd McConkey	4	43	10.8	15	0
Will Dissly	4	26	6.5	20	0
Quentin Johnston	3	22	7.3	8	0
Simi Fehoko	2	44	22.0	30	0
Kimani Vidal	2	40	20.0	38T	1
Joshua Palmer	2	38	19.0	24	0
J.K. Dobbins	2	6	3.0	5	0
Stone Smartt	1	10	10.0	10	0
Derius Davis	1	8	8.0	8	0
TOTAL	21	237	11.3	38T	1

TOP DEFENSE	TOT	SOLO	AST	SCK	YDS	INT
Alohi Gilman	10	6	4	1.0	0.0	0
Denzel Perryman	6	5	1	0.0	0.0	0
Daiyan Henley	4	2	2	0.0	0.0	0

FIELD GOALS	FGM/FGA	PERCENT	RESULTS
Cameron Dicker	3-3	100.0	20G, 33G, 46G
TOTAL	3-3	100.0	

DENVER BRONCOS

PASSING	ATT	CP	YDS	SK/YD	TD	LG	INT	RTG
Bo Nix	33	19	216	2/10	2	37	1	84.9
TOTAL	33	19	216	2/10	2	37	1	84.9

RUSHING	ATT	YDS	AVG	LG	TD
Bo Nix	6	61	10.2	21	0
Javonte Williams	6	23	3.8	13	0
Audric Estime	2	13	6.5	11	0
Jaleel McLaughlin	3	8	2.7	5	0
Troy Franklin	1	5	5.0	5	0
TOTAL	18	110	6.1	21	0

RECEIVING	NO	YDS	AVG	LG	TD
Devaughn Vele	4	78	19.5	37	0
Courtland Sutton	4	53	13.3	20	1
Javonte Williams	3	13	4.3	10	0
Troy Franklin	2	31	15.5	29	1
Jaleel McLaughlin	2	17	8.5	11	0
Lucas Krull	2	11	5.5	8	0
Lil' Jordan Humphrey	1	8	8.0	8	0
Nate Adkins	1	5	5.0	5	0
TOTAL	19	216	11.4	37	2

TOP DEFENSE	TOT	SOLO	AST	SCK	YDS	INT
Brandon Jones	12	11	1	0.0	0.0	0
Zach Allen	8	5	3	0.5	3.5	0
Cody Barton	8	1	7	0.0	0.0	0

FIELD GOALS	FGM/FGA	PERCENT	RESULTS
Wil Lutz	1-1	100.0	40G
TOTAL	1-1	100.0	

Team Statistics

	Chargers	Broncos
First Downs	22	17
3rd-Down Eff. (Made/Att/Pct)	11/18/61%	3/11/27%
4th-Down Eff. (Made/Att/Pct)	0/0/0%	2/2/100%
Total Net Yards	350	316
Total Plays	75	53
Yards Per Play	4.7	6.0
Rushes/Net Yards	38/128	18/110
Net Passing	222	206
Pass Attempts/Completions	34/21	33/19
Had Intercepted	0	1
Sacked/Yards Lost	3/15	2/10
Punts/Average	4/39.8	5/46.6
Penalties/Yards	3/20	7/37
Fumbles/Lost	1/0	1/1
Possession Time	37:23	22:37





**LAST GAME
PLAY-BY-PLAY**

National Football League Game Summary

NFL Copyright © 2024 by The National Football League. All rights reserved. This summary and play-by-play is for the express purpose of assisting media in their coverage of the game; any other use of this material is prohibited without the written permission of the National Football League.

Date: Sunday, 10/13/2024

Los Angeles Chargers at Denver Broncos

Start Time: 2:05 PM MDT

at Empower Field at Mile High, Denver, CO

Game Day Weather

Game Weather: Party Cloudy
Open Stadium on Natural Grass

Temp: 65° F (18.3° C) Humidity: 28%, Wind: N 7 mph
Outdoor Weather: Temperatures in the 60s to remain in the 60s throughout the game with a few passing clouds

Officials

Referee: Blake, Tra (3)
Line Judge: Eaton, Thomas (87)
Back Judge: Bell, Grantis (27)

Umpire: Paganelli, Carl (124)
Field Judge: Robinson, Mearl (31)
Replay Official: Cerimeli, Tyler (0)

Down Judge: Turner, Patrick (13)
Side Judge: Willard, Don (58)

Lineups

Los Angeles Chargers

Offense		Defense	
WR	15 L.McConkey	OLB	52 K.Mack
TE	88 H.Hurst	DL	93 O.Ogbonnia
LT	70 R.Slater	DL	95 P.Ford
LG	77 Z.Johnson	OLB	45 T.Tuipulotu
C	75 B.Bozeman	LB	0 D.Henley
RG	79 T.Pipkins	LB	6 D.Perryman
RT	76 J.Alt	CB	7 K.Fulton
WR	1 Q.Johnston	CB	29 T.Still
QB	10 J.Herbert	CB	20 C.Hart
FB	44 S.Matlock	S	32 A.Gilman
RB	27 J.Dobbins	S	3 D.James

Denver Broncos

Offense		Defense	
WR	16 T.Franklin	OLB	15 N.Bonitto
WR	17 D.Vele	DE	98 J.Franklin-Myers
LT	72 G.Bolles	NT	93 D.Jones
LG	74 B.Powers	DE	99 Z.Allen
C	54 A.Forsyth	ILB	55 C.Barton
RG	77 Q.Meinerz	SLB	0 J.Cooper
RT	79 M.Peart	ILB	40 J.Strnad
WR	14 C.Sutton	LCB	2 P.Surtain
TE	82 A.Trautman	RCB	21 R.Moss
QB	10 B.Nix	S	22 B.Jones
RB	33 J.Williams	S	6 P.Locke

Substitutions

WR 5 J.Palmer, K 11 C.Dicker, WR 12 D.Davis, P 16 J.Scott, CB 22 E.Molden, S 24 A.Finley, LB 25 J.Colson, RB 28 H.Haskins, RB 30 K.Vidal, LB 31 N.Niemann, DB 33 D.Leonard, CB 35 D.Bootle, LB 43 T.Dye, LS 47 J.Harris, OLB 48 B.Dupree, DL 56 M.Fox, OL 64 B.Jaimes, OL 68 J.Salyer, T 73 F.Sarell, TE 81 W.Dissy, TE 83 E.Tomlinson, TE 84 S.Smarrt, WR 87 S.Fehoko, DT 90 T.Tart

Substitutions

CB 1 T.Smith, K 3 W.Lutz, P 9 R.Dixon, WR 19 M.Mims, FB 20 M.Burton, RB 23 A.Estime, DB 26 D.Key, CB 29 J.McMillian, DB 30 T.McCalister, RB 38 J.McLaughlin, CB 39 L.Wallace, TE 45 N.Adkins, LS 48 M.Fraboni, OLB 52 J.Elliss, ILB 56 L.Bailey, LB 57 K.Welch, T 71 C.Fleming, T 73 F.Crum, WR 84 L.Humphrey, TE 85 L.Krull, OLB 92 D.Tillman, DL 94 J.Jackson, DL 96 E.Uwazurike, DT 97 M.Roach

Did Not Play

QB 8 T.Heinicke, DL 92 J.Eboigbe

Did Not Play

QB 8 J.Stidham, G 76 C.Throckmorton

Not Active

3QB 2 E.Stick, S 23 T.Jefferson, DB 36 J.Taylor, OL 71 J.McFadden, WR 82 B.Rice, OLB 97 J.Bosa

Not Active

3QB 4 Z.Wilson, RB 25 B.Watson, CB 31 K.Abrams-Draine, S 34 J.Skinner, DB 43 K.Smith, T 63 A.Palczewski, TE 80 G.Dulcich

Field Goals (made () & missed)

C.Dicker (20) (33) (46)

W.Lutz (40)

		1	2	3	4	OT	Total
VISITOR:	Los Angeles Chargers	10	10	3	0	0	23
HOME:	Denver Broncos	0	0	0	16	0	16

Scoring Plays

Team	Qtr	Time	Play Description (Extra Point) (Drive Info)	Visitor	Home
Chargers	1	9:26	C.Dicker 20 yd. Field Goal (9-29, 4:11)	3	0
Chargers	1	4:59	K.Vidal 38 yd. pass from J.Herbert (C.Dicker kick) (6-83, 2:53)	10	0
Chargers	2	6:21	C.Dicker 33 yd. Field Goal (20-76,10:29)	13	0
Chargers	2	1:00	J.Dobbins 4 yd. run (C.Dicker kick) (11-56, 3:32)	20	0
Chargers	3	2:35	C.Dicker 46 yd. Field Goal (11-63, 4:58)	23	0
Broncos	4	10:06	T.Franklin 2 yd. pass from B.Nix (W.Lutz kick) (8-95, 4:03)	23	7
Broncos	4	5:22	C.Sutton 15 yd. pass from B.Nix (pass failed) (8-64, 3:03)	23	13
Broncos	4	0:59	W.Lutz 40 yd. Field Goal (8-74, 1:27)	23	16

National Football League Game Summary

NFL Copyright © 2024 by The National Football League. All rights reserved. This summary and play-by-play is for the express purpose of assisting media in their coverage of the game; any other use of this material is prohibited without the written permission of the National Football League.

Paid Attendance: 70,743

Time: 3:02

Los Angeles Chargers vs Denver Broncos
10/13/2024 at Empower Field at Mile High

Final Individual Statistics

Los Angeles Chargers

Denver Broncos

RUSHING						RUSHING					
	ATT	YDS	AVG	LG	TD		ATT	YDS	AVG	LG	TD
J.Dobbins	25	96	3.8	20	1	B.Nix	6	61	10.2	21	0
D.Davis	2	14	7.0	10	0	J.Williams	6	23	3.8	13	0
K.Vidal	4	11	2.8	6	0	A.Estime	2	13	6.5	11	0
H.Haskins	2	5	2.5	3	0	J.McLaughlin	3	8	2.7	5	0
J.Herbert	4	2	0.5	5	0	T.Franklin	1	5	5.0	5	0
Q.Johnston	1	0	0.0	0	0						
Total	38	128	3.4	20	1	Total	18	110	6.1	21	0

PASSING									PASSING								
	ATT	CMP	YDS	SK/YD	TD	LG	IN	RT		ATT	CMP	YDS	SK/YD	TD	LG	IN	RT
J.Herbert	34	21	237	3/15	1	38	0	92.4	B.Nix	33	19	216	2/10	2	37	1	84.9
Total	34	21	237	3/15	1	38	0	92.4	Total	33	19	216	2/10	2	37	1	84.9

PASS RECEIVING								PASS RECEIVING							
	TAR	REC	YDS	AVG	LG	TD		TAR	REC	YDS	AVG	LG	TD		
L.McConkey	8	4	43	10.8	15	0	D.Vele	6	4	78	19.5	37	0		
W.Dissly	5	4	26	6.5	20	0	C.Sutton	6	4	53	13.3	20	1		
Q.Johnston	4	3	22	7.3	8	0	J.Williams	6	3	13	4.3	10	0		
S.Fehoko	4	2	44	22.0	30	0	T.Franklin	3	2	31	15.5	29	1		
K.Vidal	2	2	40	20.0	38	1	J.McLaughlin	2	2	17	8.5	11	0		
J.Palmer	3	2	38	19.0	24	0	L.Krull	4	2	11	5.5	8	0		
J.Dobbins	2	2	6	3.0	5	0	L.Humphrey	1	1	8	8.0	8	0		
S.Smartt	1	1	10	10.0	10	0	N.Adkins	1	1	5	5.0	5	0		
D.Davis	2	1	8	8.0	8	0	M.Mims	3	0	0	0.0	0	0		
Total	31	21	237	11.3	38	1	Total	32	19	216	11.4	37	2		

INTERCEPTIONS						INTERCEPTIONS					
	NO	YDS	AVG	LG	TD		NO	YDS	AVG	LG	TD
E.Molden	1	25	25.0	25	0						
Total	1	25	25.0	25	0	Total	0	0	0	0	0

PUNTING								PUNTING							
	NO	YDS	AVG	NET	TB	IN20	LG		NO	YDS	AVG	NET	TB	IN20	LG
J.Scott	4	159	39.8	37.3	0	3	43	R.Dixon	5	233	46.6	41.4	0	3	54
Total	4	159	39.8	37.3	0	3	43	Total	5	233	46.6	41.4	0	3	54

PUNT RETURNS								PUNT RETURNS							
	NO	YDS	AVG	FC	LG	TD		NO	YDS	AVG	FC	LG	TD		
D.Davis	2	26	13.0	2	18	0	M.Mims	1	10	10.0	1	10	0		
[DOWNED]	1	0	0.0	0	0	0	[DOWNED]	1	0	0.0	0	0	0		
							[OUT OF BOUNDS]	1	0	0.0	0	0	0		
Total	2	26	13.0	2	18	0	Total	1	10	10.0	1	10	0		

KICKOFF RETURNS								KICKOFF RETURNS							
	NO	YDS	AVG	FC	LG	TD		NO	YDS	AVG	FC	LG	TD		
[OUT OF BOUNDS]	1	0	0.0	0	0	0	T.Smith	1	31	31.0	0	31	0		
[TOUCHBACK]	3	0	0.0	0	0	0	[TOUCHBACK]	5	0	0.0	0	0	0		
Total	0	0	0.0	0	0	0	Total	1	31	31.0	0	31	0		

Los Angeles Chargers

FUMBLES												
	FUM	LOST	OWN-REC	YDS	TD	FORCED	OPP-REC	YDS	TD	OUT-BDS		
J.Herbert	1	0	1	0	0	0	0	0	0	0		
K.Mack	0	0	0	0	0	1	0	0	0	0		
T.Tart	0	0	0	0	0	0	1	0	0	0		
Total	1	0	1	0	0	1	1	0	0	0		

Denver Broncos

FUMBLES												
	FUM	LOST	OWN-REC	YDS	TD	FORCED	OPP-REC	YDS	TD	OUT-BDS		
J.Williams	1	1	0	0	0	0	0	0	0	0		
J.Cooper	0	0	0	0	0	1	0	0	0	0		
Total	1	1	0	0	0	1	0	0	0	0		

Los Angeles Chargers vs Denver Broncos
10/13/2024 at Empower Field at Mile High

Final Team Statistics

	Visitor Chargers	Home Broncos
TOTAL FIRST DOWNS	22	17
By Rushing	10	7
By Passing	10	10
By Penalty	2	0
THIRD DOWN EFFICIENCY	11-18-61.1%	3-11-27.3%
FOURTH DOWN EFFICIENCY	0-0-0.0%	2-2-100.0%
TOTAL NET YARDS	350	316
Total Offensive Plays (inc. times thrown passing)	75	53
Average gain per offensive play	4.7	6.0
NET YARDS RUSHING	128	110
Total Rushing Plays	38	18
Average gain per rushing play	3.4	6.1
Tackles for a loss-number and yards	4-9	0-0
NET YARDS PASSING	222	206
Times thrown - yards lost attempting to pass	3-15	2-10
Gross yards passing	237	216
PASS ATTEMPTS-COMPLETIONS-HAD INTERCEPTED	34-21-0	33-19-1
Avg gain per pass play (inc.# thrown passing)	6.0	5.9
KICKOFFS Number-In End Zone-Touchbacks	6-5-5	4-3-3
PUNTS Number and Average	4-39.8	5-46.6
Had Blocked	0	0
FGs - PATs Had Blocked	0-0	0-0
Net Punting Average	37.3	41.4
TOTAL RETURN YARDAGE (Not Including Kickoffs)	51	10
No. and Yards Punt Returns	2-26	1-10
No. and Yards Kickoff Returns	0-0	1-31
No. and Yards Interception Returns	1-25	0-0
PENALTIES Number and Yards	3-20	7-37
FUMBLES Number and Lost	1-0	1-1
TOUCHDOWNS	2	2
Rushing	1	0
Passing	1	2
EXTRA POINTS Made-Attempts	2-2	1-2
Kicking Made-Attempts	2-2	1-1
Passing Made-Attempts	0-0	0-1
FIELD GOALS Made-Attempts	3-3	1-1
RED ZONE EFFICIENCY	1-3-33%	2-2-100%
GOAL TO GO EFFICIENCY	0-2-0%	1-1-100%
SAFETIES	0	0
FINAL SCORE	23	16
TIME OF POSSESSION	37:23	22:37

Los Angeles Chargers vs Denver Broncos
10/13/2024 at Empower Field at Mile High

Ball Possession And Drive Chart

Los Angeles Chargers

#	Time Recd	Time Lost	Time Poss	How Ball Obtained	Drive Began	# Play	Yds Gain	Yds Pen	Net Yds	1st Down	Last Scrm	How Given Up
1	13:37	9:26	4:11	Interception	DEN 31	9	39	-10	29	2	* DEN 2	Field Goal
2	7:52	4:59	2:53	Punt	LAC 17	6	83	0	83	3	DEN 38	Touchdown
3	1:50	6:21	10:29	Punt	LAC 9	20	69	7	76	7	* DEN 15	Field Goal
4	4:32	1:00	3:32	Fumble	LAC 44	11	56	0	56	4	* DEN 4	Touchdown
5	0:08	0:00	0:08	Punt	LAC 26	1	-1	0	-1	0	LAC 26	End of Half
6	15:00	10:59	4:01	Kickoff	LAC 30	6	12	0	12	1	LAC 42	Punt
7	7:33	2:35	4:58	Punt	LAC 9	11	63	0	63	3	DEN 28	Field Goal
8	0:44	14:09	1:35	Punt	DEN 45	3	3	0	3	0	DEN 42	Punt
9	10:06	8:25	1:41	Kickoff	LAC 30	3	1	0	1	0	LAC 31	Punt
10	5:22	2:26	2:56	Kickoff	LAC 30	6	27	0	27	2	DEN 43	Punt
11	0:59	0:00	0:59	Kickoff	DEN 47	2	-2	0	-2	0	DEN 48	End of Game

(372) Average LAC 34

Denver Broncos

#	Time Recd	Time Lost	Time Poss	How Ball Obtained	Drive Began	# Play	Yds Gain	Yds Pen	Net Yds	1st Down	Last Scrm	How Given Up
1	15:00	13:37	1:23	Kickoff	DEN 30	3	2	0	2	0	DEN 32	Interception
2	9:26	7:52	1:34	Kickoff	DEN 34	3	9	-5	4	0	DEN 38	Punt
3	4:59	1:50	3:09	Kickoff	DEN 30	6	15	0	15	1	DEN 45	Punt
4	6:21	4:32	1:49	Kickoff	DEN 30	5	26	0	26	2	LAC 45	Fumble
5	1:00	0:08	0:52	Kickoff	DEN 30	3	8	-10	-2	0	DEN 28	Punt
6	10:59	7:33	3:26	Punt	DEN 18	7	38	-10	28	2	DEN 46	Punt
7	2:35	0:44	1:51	Kickoff	DEN 30	3	-10	0	-10	0	DEN 20	Punt
8	14:09	10:06	4:03	Punt	DEN 5	8	95	0	95	4	* LAC 2	Touchdown
9	8:25	5:22	3:03	Punt	DEN 36	8	64	0	64	4	* LAC 15	Touchdown
10	2:26	0:59	1:27	Punt	DEN 4	8	69	5	74	4	LAC 22	Field Goal

(247) Average DEN 25

* inside opponent's 20

Time of Possession by Quarter		1st	2nd	3rd	4th	OT	Total
Visitor	Los Angeles Chargers	8:54	12:19	9:43	6:27		37:23
Home	Denver Broncos	6:06	2:41	5:17	8:33		22:37

Kickoff Drive No.-Start Average Chargers: 3 - LAC 30 Broncos: 6 - DEN 31

Los Angeles Chargers vs Denver Broncos
10/13/2024 at Empower Field at Mile High

Final Defensive Statistics

Los Angeles Chargers	Regular Defensive Plays											Special Teams					Misc			
	TKL	AST	COMB	SK	/ YDS	TFL	Q	IN	PD	FF	FR	TKL	AST	FF	FR	BL	TKL	AST	FF	FR
A.Gilman	6	4	10	1	0	0	0	0	1	0	0	0	0	0	0	0	0	0	0	0
D.Perryman	5	1	6	0	0	0	1	0	0	0	0	0	0	0	0	0	0	0	0	0
D.Henley	2	2	4	0	0	0	0	0	0	0	0	0	0	0	0	0	0	0	0	0
E.Molden	2	1	3	0	0	0	0	1	1	0	0	1	0	0	0	0	0	0	0	0
T.Still	2	1	3	0	0	0	0	0	1	0	0	0	0	0	0	0	0	0	0	0
C.Hart	2	1	3	0	0	0	0	0	0	0	0	0	0	0	0	0	0	0	0	0
J.Colson	2	1	3	0	0	0	0	0	0	0	0	0	0	0	0	0	0	0	0	0
D.James	1	2	3	0	0	1	0	0	2	0	0	0	0	0	0	0	0	0	0	0
K.Mack	2	0	2	0	0	0	1	0	1	1	0	0	0	0	0	0	0	0	0	0
T.Tart	1	1	2	0	0	0	1	0	0	0	1	0	0	0	0	0	0	0	0	0
A.Finley	1	1	2	0	0	0	0	0	0	0	0	0	0	0	0	0	0	0	0	0
M.Fox	1	0	1	1	10	1	2	0	0	0	0	0	0	0	0	0	0	0	0	0
O.Ogbonnia	1	0	1	0	0	0	0	0	0	0	0	0	0	0	0	0	0	0	0	0
T.Tuipulotu	1	0	1	0	0	0	0	0	0	0	0	0	0	0	0	0	0	0	0	0
K.Fulton	1	0	1	0	0	0	0	0	0	0	0	0	0	0	0	0	0	0	0	0
P.Ford	1	0	1	0	0	0	0	0	0	0	0	0	0	0	0	0	0	0	0	0
H.Haskins	0	0	0	0	0	0	0	0	0	0	0	0	1	0	0	0	0	0	0	0
S.Fehoko	0	0	0	0	0	0	0	0	0	0	0	0	1	0	0	0	0	0	0	0
J.Herbert	0	0	0	0	0	0	0	0	0	0	0	0	0	0	0	0	0	0	0	1
Total	31	15	46	2	10	2	5	1	6	1	1	1	2	0	0	0	0	0	0	1

TKL = Tackle AST = Assist COMB = Combined QH=QB Hit IN = Interception PD = Pass Defense FF = Forced Fumble FR = Fumble Recovery

Denver Broncos	Regular Defensive Plays											Special Teams					Misc			
	TKL	AST	COMB	SK	/ YDS	TFL	QH	IN	PD	FF	FR	TKL	AST	FF	FR	BL	TKL	AST	FF	FR
B.Jones	11	1	12	0	0	0	0	0	1	0	0	0	0	0	0	0	0	0	0	0
Z.Allen	5	3	8	0.5	3.5	4	1	0	0	0	0	0	0	0	0	0	0	0	0	0
C.Barton	1	7	8	0	0	0	0	0	0	0	0	0	0	0	0	0	0	0	0	0
J.Strnad	5	2	7	1	0	0	1	0	0	0	0	0	0	0	0	0	0	0	0	0
P.Locke	5	2	7	0	0	0	0	0	0	0	0	0	0	0	0	0	0	0	0	0
R.Moss	5	1	6	0	0	0	0	0	1	0	0	0	0	0	0	0	0	0	0	0
J.Cooper	4	2	6	0.5	3.5	0	1	0	0	1	0	0	0	0	0	0	0	0	0	0
M.Roach	2	2	4	0	0	0	0	0	1	0	0	0	0	0	0	0	0	0	0	0
E.Uwazurike	0	4	4	0	0	0	0	0	0	0	0	0	0	0	0	0	0	0	0	0
J.McMillian	2	0	2	0	0	0	0	0	0	0	0	0	0	0	0	0	0	0	0	0
J.Elliss	1	1	2	0	0	0	0	0	1	0	0	0	0	0	0	0	0	0	0	0
D.Jones	1	1	2	0	0	0	0	0	0	0	0	0	0	0	0	0	0	0	0	0
J.Franklin-Myers	0	2	2	0	0	0	1	0	0	0	0	0	0	0	0	0	0	0	0	0
N.Bonitto	1	0	1	1	8	1	2	0	0	0	0	0	0	0	0	0	0	0	0	0
L.Wallace	1	0	1	0	0	0	0	0	1	0	0	0	0	0	0	0	0	0	0	0
D.Tillman	0	1	1	0	0	0	0	0	0	0	0	0	0	0	0	0	0	0	0	0
J.Jackson	0	1	1	0	0	0	0	0	0	0	0	0	0	0	0	0	0	0	0	0
P.Surtain	0	0	0	0	0	0	0	0	1	0	0	0	0	0	0	0	0	0	0	0
M.Fraboni	0	0	0	0	0	0	0	0	0	0	0	1	1	0	0	0	0	0	0	0
K.Welch	0	0	0	0	0	0	0	0	0	0	0	0	1	0	0	0	0	0	0	0
Q.Meinerz	0	0	0	0	0	0	0	0	0	0	0	0	0	0	0	0	1	0	0	0
Total	44	30	74	3	15	5	6	0	6	1	0	1	2	0	0	0	1	0	0	0

Los Angeles Chargers vs Denver Broncos
10/13/2024 at Empower Field at Mile High

First Half Summary

PERIOD SCORES

Chargers	10	10 = 20
Broncos	0	0 = 0

TIME OF POSSESSION

Chargers	21:13
Broncos	8:47

Scoring Plays

Team	Qtr	Time	Play Description (Extra Point) (Drive Info)	Visitor	Home
Chargers	1	9:26	C.Dicker 20 yd. Field Goal (9-29, 4:11)	3	0
Chargers	1	4:59	K.Vidal 38 yd. pass from J.Herbert (C.Dicker kick) (6-83, 2:53)	10	0
Chargers	2	6:21	C.Dicker 33 yd. Field Goal (20-76,10:29)	13	0
Chargers	2	1:00	J.Dobbins 4 yd. run (C.Dicker kick) (11-56, 3:32)	20	0

	Los Angeles Chargers	Denver Broncos
TOTAL FIRST DOWNS	16	3
First Downs Rushing-Passing-by Penalty	7 - 8 - 1	2 - 1 - 0
THIRD DOWN EFFICIENCY	8-10-80.0%	2-6-33.3%
TOTAL NET YARDS	246	60
Total Offensive Plays	45	20
NET YARDS RUSHING	69	38
NET YARDS PASSING	177	22
Gross Yards Passing	184	22
Times thrown-yards lost attempting to pass	1-7	0-0
Pass Attempts-Completions-Had Intercepted	26 - 18 - 0	10 - 3 - 1
Punts-Number and Average	0 - 0.0	3 - 48.3
Penalties-Number and Yards	1 - 10	3 - 22
Fumbles-Number and Lost	1 - 0	1 - 1
Red Zone Efficiency	1-3-33%	0-0-0%
Average Drive Start	LAC 33	DEN 31

Los Angeles Chargers

Denver Broncos

RUSHING						RUSHING					
	ATT	YDS	AVG	LG	TD		ATT	YDS	AVG	LG	TD
J.Dobbins	11	45	4.1	12	1	J.Williams	6	23	3.8	13	0
D.Davis	2	14	7.0	10	0	J.McLaughlin	2	8	4.0	5	0
K.Vidal	3	9	3.0	6	0	T.Franklin	1	5	5.0	5	0
H.Haskins	1	2	2.0	2	0	B.Nix	1	2	2.0	2	0
J.Herbert	1	-1	-1.0	-1	0						
Total	18	69	3.8	12	1	Total	10	38	3.8	13	0

PASSING									PASSING								
	ATT	CMP	YDS	SK/YD	TD	LG	IN	RT		ATT	CMP	YDS	SK/YD	TD	LG	IN	RT
J.Herbert	26	18	184	1/7	1	38	0	102.1	B.Nix	10	3	22	0/0	0	8	1	0.0
Total	26	18	184	1/7	1	38	0	102.1	Total	10	3	22	0/0	0	8	1	.0

PASS RECEIVING							PASS RECEIVING						
	TAR	REC	YDS	AVG	LG	TD		TAR	REC	YDS	AVG	LG	TD
W.Dissly	4	4	26	6.5	20	0	L.Krull	2	1	8	8.0	8	0
Q.Johnston	4	3	22	7.3	8	0	C.Sutton	2	1	8	8.0	8	0
K.Vidal	2	2	40	20.0	38	1	J.McLaughlin	1	1	6	6.0	6	0
J.Palmer	3	2	38	19.0	24	0	M.Mims	2	0	0	0.0	0	0
L.McConkey	3	2	20	10.0	12	0	J.Williams	2	0	0	0.0	0	0
J.Dobbins	2	2	6	3.0	5	0							
S.Fehoko	2	1	14	14.0	14	0							
S.Smartt	1	1	10	10.0	10	0							
D.Davis	2	1	8	8.0	8	0							
Total	23	18	184	10.2	38	1	Total	9	3	22	7.3	8	0

Los Angeles Chargers

Regular Defensive Plays

Special Teams

Misc

Play By Play

First Quarter

LAC wins the coin toss and elects to defer. DEN elects to Receive, and LAC elects to defend the south goal.

C.Dicker kicks 65 yards from LAC 35 to end zone, Touchback to the DEN 30.

Denver Broncos at 15:00

- 1-10-DEN 30 (15:00) (Shotgun) J.Williams right end to DEN 31 for 1 yard (C.Hart; D.James).
- 2-9-DEN 31 (14:27) J.Williams left tackle to DEN 32 for 1 yard (O.Ogbonnia, D.Perryman).
- 3-8-DEN 32 (13:48) (Shotgun) B.Nix pass deep middle intended for M.Mims INTERCEPTED by E.Molden at LAC 44. E.Molden pushed ob at DEN 31 for 25 yards (Q.Meinerz).

Los Angeles Chargers at 13:37

- 1-10-DEN 31 (13:37) J.Herbert pass incomplete short right to L.McConkey (P.Surtain). DEN-P.Surtain was injured during the play.

Timeout at 13:33.

- 2-10-DEN 31 (13:33) (Shotgun) J.Herbert pass short right to Q.Johnston to DEN 23 for 8 yards (R.Moss).
- 3-2-DEN 23 (12:47) J.Herbert pass short middle to Q.Johnston to DEN 17 for 6 yards (B.Jones). P1
- 1-10-DEN 17 (12:16) (Shotgun) J.Herbert pass short middle to D.Davis to DEN 9 for 8 yards (R.Moss).
- 2-2-DEN 9 (11:38) J.Dobbins up the middle to DEN 5 for 4 yards (J.Cooper). R2
- 1-5-DEN 5 (11:03) J.Herbert pass incomplete short right.
- 2-5-DEN 5 (10:58) (Shotgun) J.Herbert pass short left to L.McConkey to DEN 2 for 3 yards (P.Locke).
PENALTY on LAC-J.Palmer, Offensive Pass Interference, 10 yards, enforced at DEN 5 - No Play.
- 2-15-DEN 15 (10:34) (Shotgun) J.Herbert pass short middle to J.Dobbins to DEN 10 for 5 yards (B.Jones).
- 3-10-DEN 10 (9:49) (Shotgun) J.Herbert pass short right to L.McConkey to DEN 2 for 8 yards (B.Jones).
**** Injury Update: DEN-P.Surtain return is Questionable.**
- 4-2-DEN 2 **(9:28) C.Dicker 20 yard field goal is GOOD, Center-J.Harris, Holder-J.Scott.**

Timeout at 09:26.

LAC 3 DEN 0, 9 plays, 29 yards, 4:11 drive, 5:34 elapsed

Los Angeles Chargers

**** Injury Update: LAC-Q.Johnston return is Questionable.**

C.Dicker kicks 62 yards from LAC 35 to DEN 3. T.Smith to DEN 34 for 31 yards (E.Molden).

Denver Broncos at 9:26, (1st play from scrimmage 9:19)

- 1-10-DEN 34 (9:19) (Shotgun) B.Nix pass short left to J.McLaughlin pushed ob at DEN 40 for 6 yards (A.Gilman).
- 2-4-DEN 40 (8:57) (No Huddle, Shotgun) J.McLaughlin left tackle to DEN 43 for 3 yards (T.Tart).
- 3-1-DEN 43 (8:30) (No Huddle, Shotgun) *PENALTY on DEN-G.Bolles, False Start, 5 yards, enforced at DEN 43 - No Play.*
**** Injury Update: LAC-L.McConkey return is Questionable.**
- 3-6-DEN 38 (8:10) (Shotgun) B.Nix pass incomplete short right [K.Mack].
- 4-6-DEN 38 (7:59) R.Dixon punts 45 yards to LAC 17, Center-M.Fraboni, fair catch by D.Davis.

Timeout at 07:52.

Los Angeles Chargers at 7:52

- 1-10-LAC 17 (7:52) (Shotgun) J.Herbert pass incomplete deep left to D.Davis. **** Injury Update: LAC-L.McConkey has returned to the game.**
- 2-10-LAC 17 (7:46) (Shotgun) J.Herbert pass short left to W.Dissy pushed ob at LAC 18 for 1 yard (J.Elliss) [J.Franklin-Myers].
- 3-9-LAC 18 (7:05) (Shotgun) J.Herbert pass short middle to J.Palmer pushed ob at LAC 42 for 24 yards (B.Jones). P3
- 1-10-LAC 42 (6:26) J.Dobbins left end pushed ob at 50 for 8 yards (P.Locke).
- 2-2-50 (5:44) J.Dobbins up the middle to DEN 38 for 12 yards (R.Moss; P.Locke). R4
- 1-10-DEN 38 **(5:06) (Shotgun) J.Herbert pass deep right to K.Vidal for 38 yards, TOUCHDOWN.** P5
C.Dicker extra point is GOOD, Center-J.Harris, Holder-J.Scott.

Timeout at 04:59.

LAC 10 DEN 0, 6 plays, 83 yards, 2:53 drive, 10:01 elapsed

C.Dicker kicks 65 yards from LAC 35 to end zone, Touchback to the DEN 30.

Denver Broncos at 4:59

- 1-10-DEN 30 (4:59) T.Franklin right end to DEN 35 for 5 yards (C.Hart).
- 2-5-DEN 35 (4:21) J.Williams right tackle to DEN 38 for 3 yards (D.Henley).
**** Injury Update: DEN-P.Surtain is Out of the game.**
- 3-2-DEN 38 (3:42) (Shotgun) B.Nix scrambles left end pushed ob at DEN 40 for 2 yards (T.Tuipulotu). R1
- 1-10-DEN 40 (2:55) J.McLaughlin left tackle to DEN 45 for 5 yards (T.Tart; D.Henley).

Los Angeles Chargers vs Denver Broncos at Empower Field at Mile High

- 2-5-DEN 45 (2:14) (Shotgun) B.Nix pass incomplete short middle to J.Williams [T.Tart].
- 3-5-DEN 45 (2:10) (Shotgun) B.Nix pass incomplete deep left to M.Mims (T.Still).
- 4-5-DEN 45 (2:02) R.Dixon punts 46 yards to LAC 9, Center-M.Fraboni, downed by DEN-K.Welch.

Timeout at 01:50.

Los Angeles Chargers at 1:50

- 1-10-LAC 9 (1:50) J.Dobbins up the middle to LAC 9 for no gain (J.McMillian).
- 2-10-LAC 9 (1:12) J.Herbert pass short right to K.Vidal to LAC 11 for 2 yards (J.Strnad).
- 3-8-LAC 11 (:29) (Shotgun) J.Herbert pass short middle to J.Palmer to LAC 25 for 14 yards (B.Jones).

P6

END OF QUARTER

		Time	First Downs				Efficiencies	
	Score	Poss	R	P	X	T	3 Down	4 Down
Los Angeles Chargers	10	8:54	2	4	0	6	3/4	0/0
Denver Broncos	0	6:06	1	0	0	1	1/4	0/0

Second Quarter

10/13/2024

Play By Play

Los Angeles Chargers continued.

<u>1-10-LAC 25</u>	(15:00) D.Davis left end pushed ob at LAC 29 for 4 yards (P.Locke). ** Injury Update: LAC-T.Pipkins return is Questionable. ** Injury Update: LAC-H.Hurst return is Questionable. ** Injury Update: LAC-D.Leonard return is Questionable.	
2-6-LAC 29	(14:23) (Shotgun) J.Herbert pass short right to W.Dissly pushed ob at LAC 34 for 5 yards (B.Jones).	
3-1-LAC 34	(13:44) H.Haskins left tackle to LAC 36 for 2 yards (D.Jones; E.Uwazurike).	R7
<u>1-10-LAC 36</u>	(13:02) (Shotgun) J.Herbert pass short middle to S.Fehoko to 50 for 14 yards (R.Moss).	P8
<u>1-10-50</u>	(12:21) (Shotgun) J.Dobbins right guard to DEN 45 for 5 yards (J.Strnad).	
2-5-DEN 45	(11:44) J.Dobbins up the middle to DEN 46 for -1 yards (Z.Allen, D.Tillman).	
3-6-DEN 46	(11:16) (No Huddle, Shotgun) J.Herbert pass short middle to S.Smartt to DEN 36 for 10 yards (P.Locke).	P9
<u>1-10-DEN 36</u>	(10:40) K.Vidal left end to DEN 30 for 6 yards (J.Strnad).	
2-4-DEN 30	(10:00) K.Vidal up the middle to DEN 26 for 4 yards (J.Jackson; C.Barton).	R10
<u>1-10-DEN 26</u>	(9:14) (Shotgun) J.Herbert pass incomplete deep right to S.Fehoko.	
2-10-DEN 26	(9:10) (Shotgun) D.Davis right end ran ob at DEN 16 for 10 yards (B.Jones).	R11
<u>1-10-DEN 16</u>	(8:31) (Shotgun) J.Dobbins right tackle to DEN 14 for 2 yards (D.Jones).	
2-8-DEN 14	(7:48) (Shotgun) J.Herbert pass incomplete short left.	
3-8-DEN 14	(7:45) (Shotgun) J.Herbert pass incomplete short middle to J.Palmer. ** Injury Update: LAC-Q.Johnston has returned to the game. ** Injury Update: LAC-T.Pipkins has returned to the game. <i>PENALTY on DEN-J.McMillian, Defensive Pass Interference, 7 yards, enforced at DEN 14 - No Play.</i>	X12
<u>1-7-DEN 7</u>	(7:42) K.Vidal left end to DEN 8 for -1 yards (Z.Allen).	
2-8-DEN 8	(7:16) (No Huddle) J.Herbert pass incomplete short right [N.Bonitto].	
3-8-DEN 8	(7:09) (Shotgun) J.Herbert sacked at DEN 16 for -8 yards (sack split by J.Cooper and Z.Allen). FUMBLES (J.Cooper) [J.Cooper], and recovers at DEN 15.	
4-15-DEN 15	(6:24) C.Dicker 33 yard field goal is GOOD, Center-J.Harris, Holder-J.Scott.	

Timeout at 06:21.

LAC 13 DEN 0, 20 plays, 76 yards, 1 penalty, 10:29 drive, 8:39 elapsed

C.Dicker kicks 65 yards from LAC 35 to end zone, Touchback to the DEN 30.

Denver Broncos at 6:21

1-10-DEN 30	(6:21) J.Williams up the middle to DEN 43 for 13 yards (A.Gilman).	R2
<u>1-10-DEN 43</u>	(5:45) (Shotgun) J.Williams right end to DEN 47 for 4 yards (D.Perryman).	
2-6-DEN 47	(5:08) (Shotgun) B.Nix pass incomplete deep middle to C.Sutton.	
3-6-DEN 47	(5:03) (Shotgun) B.Nix pass short left to C.Sutton to LAC 45 for 8 yards (K.Fulton).	P3
<u>1-10-LAC 45</u>	(4:38) (No Huddle, Shotgun) J.Williams up the middle to LAC 44 for 1 yard (K.Mack). FUMBLES (K.Mack), RECOVERED by LAC-T.Tart at LAC 44.	

Timeout at 04:32.

Los Angeles Chargers at 4:32

1-10-LAC 44	(4:32) J.Herbert pass short right to J.Dobbins pushed ob at LAC 45 for 1 yard (J.Cooper).	
2-9-LAC 45	(3:53) (Shotgun) J.Herbert pass incomplete short left to Q.Johnston (J.Elliss).	
3-9-LAC 45	(3:50) (Shotgun) J.Herbert pass short right to L.McConkey to DEN 43 for 12 yards (R.Moss). LAC-L.McConkey was injured during the play.	P13
<u>1-10-DEN 43</u>	(3:26) J.Dobbins left end to DEN 43 for no gain (M.Roach).	
	Timeout #1 by DEN at 03:16.	
2-10-DEN 43	(3:16) (Shotgun) J.Herbert pass short left to W.Dissly to DEN 23 for 20 yards (M.Roach, P.Locke).	P14
<u>1-10-DEN 23</u>	(2:31) J.Dobbins right tackle to DEN 14 for 9 yards (B.Jones; C.Barton).	

Two-Minute Warning

2-1-DEN 14	(2:00) (Shotgun) J.Herbert pass short left to W.Dissly to DEN 14 for no gain (P.Locke).	
	Timeout #2 by DEN at 01:52.	
3-1-DEN 14	(1:52) (Shotgun) J.Dobbins up the middle to DEN 12 for 2 yards (B.Jones). ** Injury Update: LAC-L.McConkey has returned to the game.	R15
<u>1-10-DEN 12</u>	(1:15) (Shotgun) J.Herbert pass short left to Q.Johnston pushed ob at DEN 4 for 8 yards (L.Wallace).	
2-2-DEN 4	(1:10) (No Huddle, Shotgun) J.Herbert pass incomplete short right to J.Palmer.	
3-2-DEN 4	(1:03) (Shotgun) J.Dobbins left guard for 4 yards, TOUCHDOWN.	R16
	C.Dicker extra point is GOOD, Center-J.Harris, Holder-J.Scott.	

Los Angeles Chargers vs Denver Broncos at Empower Field at Mile High

LAC 20 DEN 0, 11 plays, 56 yards, 3:32 drive, 14:00 elapsed

C.Dicker kicks 65 yards from LAC 35 to end zone, Touchback to the DEN 30.

Denver Broncos at 1:00

- 1-10-DEN 30 (1:00) (Shotgun) B.Nix pass short middle to L.Krull to DEN 38 for 8 yards (E.Molden, J.Colson).
- 2-2-DEN 38 (:44) (No Huddle, Shotgun) B.Nix pass incomplete short left to J.Williams (K.Mack).
- 3-2-DEN 38 (:36) (No Huddle, Shotgun) B.Nix pass deep middle to C.Sutton to LAC 16 for 46 yards (A.Gilman).
PENALTY on DEN-Q.Meinerz, Offensive Holding, 10 yards, enforced at DEN 38 - No Play.
- 3-12-DEN 28 (:26) (Shotgun) B.Nix pass incomplete short middle to L.Krull.
- 4-12-DEN 28 (:19) R.Dixon punts 54 yards to LAC 18, Center-M.Fraboni. D.Davis to LAC 26 for 8 yards (M.Fraboni).

Los Angeles Chargers at 0:08

- 1-10-LAC 26 (:08) J.Herbert kneels to LAC 25 for -1 yards.

END OF QUARTER

	Score	Time Poss	First Downs				Efficiencies	
			R	P	X	T	3 Down	4 Down
Los Angeles Chargers	20	12:19	5	4	1	10	5/6	0/0
Denver Broncos	0	2:41	1	1	0	2	1/2	0/0

Third Quarter

10/13/2024

Play By Play

LAC elects to Receive, and DEN elects to defend the North goal.

W.Lutz kicks 65 yards from DEN 35 to end zone, Touchback to the LAC 30.

Los Angeles Chargers at 15:00

- 1-10-LAC 30 (15:00) J.Dobbins left guard to LAC 36 for 6 yards (B.Jones).
- 2-4-LAC 36 (14:24) J.Dobbins up the middle to LAC 39 for 3 yards (P.Locke, C.Barton).
- 3-1-LAC 39 (13:47) H.Haskins right guard to LAC 42 for 3 yards (J.Cooper). R17
- 1-10-LAC 42 (13:09) Q.Johnston right end to LAC 42 for no gain (J.Cooper; C.Barton).
- 2-10-LAC 42 (12:29) (Shotgun) J.Dobbins up the middle to LAC 37 for -5 yards (Z.Allen, J.Strnad).
- 3-15-LAC 37 (11:47) (Shotgun) J.Herbert scrambles right end to LAC 42 for 5 yards (J.Franklin-Myers; C.Barton).
- 4-10-LAC 42 (11:07) J.Scott punts 40 yards to DEN 18, Center-J.Harris, fair catch by M.Mims.

Timeout at 10:59.

Denver Broncos at 10:59

- 1-10-DEN 18 (10:59) A.Estime up the middle to DEN 20 for 2 yards (K.Mack).
- 2-8-DEN 20 (10:23) (Shotgun) B.Nix scrambles left tackle to DEN 30 for 10 yards (D.Perryman). R4
- 1-10-DEN 30 (9:40) (Shotgun) B.Nix pass short left to N.Adkins to DEN 35 for 5 yards (D.Perryman).
- 2-5-DEN 35 (9:12) (No Huddle, Shotgun) B.Nix scrambles left end ran ob at LAC 44 for 21 yards (A.Gilman; D.Henley). R5
- 1-10-LAC 44 (8:27) (Shotgun) B.Nix pass incomplete short right to L.Krull (D.James).
- 2-10-LAC 44 (8:21) (Shotgun) B.Nix pass incomplete short left to J.Williams.
- 3-10-LAC 44 (8:18) (Shotgun) *PENALTY on DEN, Delay of Game, 5 yards, enforced at LAC 44 - No Play.*
- 3-15-LAC 49 (8:18) (Shotgun) B.Nix pass short right to M.Mims to LAC 42 for 7 yards (E.Molden, J.Colson) [T.Tuipulotu].
PENALTY on DEN-G.Bolles, Illegal Formation, 5 yards, enforced at LAC 49 - No Play.
- 3-20-DEN 46 (7:47) (Shotgun) B.Nix pass incomplete deep left to M.Mims [M.Fox].
- 4-20-DEN 46 (7:40) R.Dixon punts 45 yards to LAC 9, Center-M.Fraboni, fair catch by D.Davis.

Timeout at 07:33.

Los Angeles Chargers

** Injury Update: LAC-H.Hurst is Out of the game.

Los Angeles Chargers at 7:33

- 1-10-LAC 9 (7:33) J.Herbert pass incomplete short right to W.Dissly (R.Moss).
- ** Injury Update: LAC-D.Leonard is Out of the game.
- 2-10-LAC 9 (7:29) (Shotgun) J.Herbert pass incomplete short left to L.McConkey (M.Roach) [Z.Allen].
- 3-10-LAC 9 (7:25) (Shotgun) J.Herbert pass deep right to S.Fehoko to LAC 39 for 30 yards (R.Moss). P18
- 1-10-LAC 39 (6:59) (No Huddle) J.Dobbins right tackle to LAC 41 for 2 yards (J.Elliss; J.Franklin-Myers).
- 2-8-LAC 41 (6:14) (Shotgun) J.Herbert pass incomplete deep left to S.Fehoko (L.Wallace).
- 3-8-LAC 41 (6:09) (Shotgun) J.Herbert pass short left to L.McConkey to DEN 44 for 15 yards (C.Barton; M.Roach). P19
- 1-10-DEN 44 (5:27) J.Dobbins left end pushed ob at DEN 30 for 14 yards (B.Jones). R20
- 1-10-DEN 30 (4:46) J.Herbert sacked at DEN 38 for -8 yards (N.Bonitto).
- 2-18-DEN 38 (4:02) (Shotgun) K.Vidal right guard to DEN 36 for 2 yards (J.Strnad; Z.Allen).
- 3-16-DEN 36 (3:18) (Shotgun) J.Herbert pass short middle to L.McConkey to DEN 28 for 8 yards (J.McMillian).
- 4-8-DEN 28 (2:39) **C.Dicker 46 yard field goal is GOOD, Center-J.Harris, Holder-J.Scott.**

Timeout at 02:35.

LAC 23 DEN 0, 11 plays, 63 yards, 4:58 drive, 12:25 elapsed

C.Dicker kicks 65 yards from LAC 35 to end zone, Touchback to the DEN 30.

Denver Broncos at 2:35

- 1-10-DEN 30 (2:35) (Shotgun) J.McLaughlin right end to DEN 30 for no gain (P.Ford).
- 2-10-DEN 30 (1:57) B.Nix sacked ob at DEN 30 for 0 yards (A.Gilman).
- 3-10-DEN 30 (1:12) (No Huddle, Shotgun) B.Nix sacked at DEN 20 for -10 yards (M.Fox).
- 4-20-DEN 20 (:54) R.Dixon punts 43 yards to LAC 37, Center-M.Fraboni. D.Davis pushed ob at DEN 45 for 18 yards (K.Welch; M.Fraboni).

Timeout at 00:44.

Los Angeles Chargers

** Injury Update: LAC-K.Fulton return is Questionable.

Los Angeles Chargers vs Denver Broncos at Empower Field at Mile High

Los Angeles Chargers at 0:44

1-10-DEN 45 (:44) J.Herbert pass incomplete deep right to L.McConkey.

2-10-DEN 45 (:38) (Shotgun) J.Dobbins right tackle to DEN 45 for no gain (J.Strnad).

END OF QUARTER

	Score	Time Poss	First Downs				Efficiencies	
			R	P	X	T	3 Down	4 Down
Los Angeles Chargers	23	9:43	2	2	0	4	3/5	0/0
Denver Broncos	0	5:17	2	0	0	2	0/2	0/0

Fourth Quarter

10/13/2024

Play By Play

Los Angeles Chargers continued.

- 3-10-DEN 45 (15:00) (Shotgun) J.Dobbins left guard to DEN 42 for 3 yards (J.Cooper).
- 4-7-DEN 42 (14:18) J.Scott punts 37 yards to DEN 5, Center-J.Harris, out of bounds.

Denver Broncos at 14:09

- 1-10-DEN 5 (14:09) B.Nix pass short left to L.Humphrey to DEN 13 for 8 yards (D.Perryman, D.James).
- 2-2-DEN 13 (13:29) A.Estime right end to DEN 24 for 11 yards (C.Hart). R6
- 1-10-DEN 24 (12:52) (Shotgun) B.Nix pass deep left to T.Franklin to LAC 47 for 29 yards (A.Gilman). P7
- 1-10-LAC 47 (12:18) (No Huddle, Shotgun) B.Nix pass incomplete short right to D.Vele (D.James).
- 2-10-LAC 47 (12:15) (Shotgun) B.Nix pass short right to J.Williams to LAC 49 for -2 yards (D.James).
- 3-12-LAC 49 (11:36) (Shotgun) B.Nix pass short left to C.Sutton to LAC 39 for 10 yards (A.Gilman; A.Finley).
- Timeout #1 by LAC at 10:49.
- 4-2-LAC 39 (10:49) (Shotgun) B.Nix pass short middle to D.Vele to LAC 2 for 37 yards (T.Still; A.Gilman). P8
- 1-2-LAC 2 (10:11) (No Huddle, Shotgun) B.Nix pass short middle to T.Franklin for 2 yards, TOUCHDOWN. P9
- W.Lutz extra point is GOOD, Center-M.Fraboni, Holder-R.Dixon.

Timeout at 10:06.

LAC 23 DEN 7, 8 plays, 95 yards, 4:03 drive, 4:54 elapsed

W.Lutz kicks 65 yards from DEN 35 to end zone, Touchback to the LAC 30.

Los Angeles Chargers at 10:06

- 1-10-LAC 30 (10:06) (Shotgun) J.Dobbins up the middle to LAC 31 for 1 yard (C.Barton; E.Uwazurike).
- 2-9-LAC 31 (9:23) (Shotgun) J.Herbert pass incomplete short middle to L.McConkey (B.Jones).
- 3-9-LAC 31 (9:19) (Shotgun) J.Herbert sacked at LAC 31 for 0 yards (J.Strnad).
- 4-9-LAC 31 (8:35) J.Scott punts 43 yards to DEN 26, Center-J.Harris. M.Mims to DEN 36 for 10 yards (H.Haskins; S.Fehoko).

Timeout at 08:25.

Denver Broncos at 8:25

- 1-10-DEN 36 (8:25) (Shotgun) B.Nix scrambles right end ran ob at DEN 37 for 1 yard (D.Perryman).
- 2-9-DEN 37 (7:43) (Shotgun) B.Nix pass deep middle to C.Sutton to LAC 43 for 20 yards (T.Still) [D.Perryman]. P10
- 1-10-LAC 43 (7:15) (No Huddle, Shotgun) B.Nix pass short middle to D.Vele to LAC 26 for 17 yards (E.Molden, A.Gilman). P11
- 1-10-LAC 26 (6:53) (No Huddle, Shotgun) B.Nix pass incomplete deep left to C.Sutton.
- 2-10-LAC 26 (6:49) (Shotgun) B.Nix pass incomplete short middle to T.Franklin (A.Gilman).
- 3-10-LAC 26 (6:45) (Shotgun) B.Nix pass short right to J.Williams to LAC 21 for 5 yards (D.Henley).
- 4-5-LAC 21 (6:02) (Shotgun) B.Nix scrambles left end pushed ob at LAC 15 for 6 yards (J.Colson). R12
- 1-10-LAC 15 (5:27) (Shotgun) B.Nix pass short right to C.Sutton for 15 yards, TOUCHDOWN. P13
- The Replay Official reviewed the pass completion ruling, and the play was Upheld. The ruling on the field stands. TWO-POINT CONVERSION ATTEMPT. B.Nix pass to M.Mims is complete. ATTEMPT FAILS.

LAC 23 DEN 13, 8 plays, 64 yards, 3:03 drive, 9:38 elapsed

W.Lutz kicks 65 yards from DEN 35 to end zone, Touchback to the LAC 30.

Los Angeles Chargers at 5:22

- 1-10-LAC 30 (5:22) J.Dobbins left end to LAC 38 for 8 yards (C.Barton).
- Timeout #1 by DEN at 05:15.
- 2-2-LAC 38 (5:15) J.Dobbins left end to DEN 42 for 20 yards (B.Jones). R21
- Timeout #2 by DEN at 05:03.
- 1-10-DEN 42 (5:03) J.Dobbins left tackle to DEN 42 for no gain (M.Roach; E.Uwazurike).
- Timeout #3 by DEN at 04:58.
- 2-10-DEN 42 (4:58) (Shotgun) J.Herbert pass short middle to S.Fehoko to DEN 42 for no gain (L.Wallace; M.Roach). FUMBLES (L.Wallace), RECOVERED by DEN-M.Roach at DEN 42. X22
- PENALTY on DEN-J.McMillian, Defensive Holding, 5 yards, enforced at DEN 42 - No Play.
- 1-10-DEN 37 (4:52) J.Dobbins left guard to DEN 37 for no gain (Z.Allen).
- 2-10-DEN 37 (4:07) J.Dobbins right tackle to DEN 36 for 1 yard (Z.Allen; E.Uwazurike).
- 3-9-DEN 36 (3:22) J.Dobbins left end to DEN 38 for -2 yards (Z.Allen).
- 4-11-DEN 38 (2:36) (Run formation) PENALTY on LAC, Delay of Game, 5 yards, enforced at DEN 38 - No Play.
- 4-16-DEN 43 (2:36) J.Scott punts 39 yards to DEN 4, Center-J.Harris, downed by LAC-A.Finley.

Denver Broncos at 2:26

Los Angeles Chargers vs Denver Broncos at Empower Field at Mile High

1-10-DEN 4 (2:26) (Shotgun) B.Nix pass short middle to J.McLaughlin to DEN 15 for 11 yards (J.Colson). P14

1-10-DEN 15 (2:07) (No Huddle, Shotgun) B.Nix pass short right to D.Vele ran ob at DEN 19 for 4 yards.

Two-Minute Warning

2-6-DEN 19 (1:59) (Shotgun) B.Nix pass incomplete deep middle to D.Vele.

3-6-DEN 19 (1:54) (Shotgun) B.Nix pass deep left to D.Vele to DEN 39 for 20 yards (T.Still). P15

1-10-DEN 39 (1:31) (No Huddle, Shotgun) B.Nix pass short middle to J.Williams to DEN 49 for 10 yards (A.Gilman, E.Molden). P16

PENALTY on LAC-A.Gilman, Defensive Delay of Game, 5 yards, enforced at DEN 49.

1-10-LAC 46 (1:19) (Shotgun) B.Nix pass short left to L.Krull pushed ob at LAC 43 for 3 yards (A.Finley).

2-7-LAC 43 (1:11) (Shotgun) B.Nix scrambles left end ran ob at LAC 22 for 21 yards (A.Gilman). R17

1-10-LAC 22 **(1:03) W.Lutz 40 yard field goal is GOOD, Center-M.Fraboni, Holder-R.Dixon.**

LAC 23 DEN 16, 8 plays, 74 yards, 1 penalty, 1:27 drive, 14:01 elapsed

W.Lutz kicks onside 9 yards from DEN 35 to DEN 44, out of bounds.

Penalty on DEN-W.Lutz, Kickoff Out of Bounds, offsetting, placed at DEN 35 - No Play.

Penalty on LAC-D.Davis, Illegal Formation, offsetting.

W.Lutz kicks onside 12 yards from DEN 35 to DEN 47, out of bounds.

PENALTY on DEN-W.Lutz, Kickoff Out of Bounds, placed at DEN 47.

Los Angeles Chargers at 0:59

1-10-DEN 47 (:59) J.Herbert kneels to DEN 48 for -1 yards.

2-11-DEN 48 (:31) J.Herbert kneels to DEN 49 for -1 yards.

END OF QUARTER

	Score	Time Poss	First Downs				Efficiencies	
			R	P	X	T	3 Down	4 Down
Los Angeles Chargers	23	6:27	1	0	1	2	0/3	0/0
Denver Broncos	16	8:33	3	9	0	12	1/3	2/2

Miscellaneous Statistics Report

Los Angeles Chargers vs Denver Broncos
10/13/2024 at Empower Field at Mile High

Ten Longest Plays for Los Angeles Chargers

Yards	Qtr	Play Start	Play Description
38	1	1-10-DEN 38	(5:06) (Shotgun) J.Herbert pass deep right to K.Vidal for 38 yards, TOUCHDOWN.
30	3	3-10-LAC 9	(7:25) (Shotgun) J.Herbert pass deep right to S.Fehoko to LAC 39 for 30 yards (R.Moss).
24	1	3-9-LAC 18	(7:05) (Shotgun) J.Herbert pass short middle to J.Palmer pushed ob at LAC 42 for 24 yards (B.Jones).
20	2	2-10-DEN 43	(3:16) (Shotgun) J.Herbert pass short left to W.Dissly to DEN 23 for 20 yards (M.Roach, P.Locke).
20	4	2-2-LAC 38	(5:15) J.Dobbins left end to DEN 42 for 20 yards (B.Jones).
15	3	3-8-LAC 41	(6:09) (Shotgun) J.Herbert pass short left to L.McConkey to DEN 44 for 15 yards (C.Barton; M.Roach).
14	1	3-8-LAC 11	(:29) (Shotgun) J.Herbert pass short middle to J.Palmer to LAC 25 for 14 yards (B.Jones).
14	2	1-10-LAC 36	(13:02) (Shotgun) J.Herbert pass short middle to S.Fehoko to 50 for 14 yards (R.Moss).
14	3	1-10-DEN 44	(5:27) J.Dobbins left end pushed ob at DEN 30 for 14 yards (B.Jones).
12	1	2-2-50	(5:44) J.Dobbins up the middle to DEN 38 for 12 yards (R.Moss; P.Locke).

Ten Longest Plays for Denver Broncos

Yards	Qtr	Play Start	Play Description
37	4	4-2-LAC 39	(10:49) (Shotgun) B.Nix pass short middle to D.Vele to LAC 2 for 37 yards (T.Still; A.Gilman).
29	4	1-10-DEN 24	(12:52) (Shotgun) B.Nix pass deep left to T.Franklin to LAC 47 for 29 yards (A.Gilman).
21	3	2-5-DEN 35	(9:12) (No Huddle, Shotgun) B.Nix scrambles left end ran ob at LAC 44 for 21 yards (A.Gilman; D.Henley).
21	4	2-7-LAC 43	(1:11) (Shotgun) B.Nix scrambles left end ran ob at LAC 22 for 21 yards (A.Gilman).
20	4	2-9-DEN 37	(7:43) (Shotgun) B.Nix pass deep middle to C.Sutton to LAC 43 for 20 yards (T.Still) [D.Perryman].
20	4	3-6-DEN 19	(1:54) (Shotgun) B.Nix pass deep left to D.Vele to DEN 39 for 20 yards (T.Still).
17	4	1-10-LAC 43	(7:15) (No Huddle, Shotgun) B.Nix pass short middle to D.Vele to LAC 26 for 17 yards (E.Molden, A.Gilman).
15	4	1-10-LAC 15	(5:27) (Shotgun) B.Nix pass short right to C.Sutton for 15 yards, TOUCHDOWN.
15	4	1-10-DEN 39	(1:31) (No Huddle, Shotgun) B.Nix pass short middle to J.Williams to DEN 49 for 10 yards (A.Gilman, E.Molden).
13	2	1-10-DEN 30	(6:21) J.Williams up the middle to DEN 43 for 13 yards (A.Gilman).

Touchdown Scoring Information

		Offense	Defense	Special Teams
VISITOR	Los Angeles Chargers	2	0	0
HOME	Denver Broncos	2	0	0

Player Scoring Information

Club	Player	TD	Rush TD	Rec TD	KO TD	Punt TD	Int TD	Fum TD	Misc TD	FG	XP	2Pt Rush	2Pt Rec	Sfty	Points
LAC	C.Dicker	0	0	0	0	0	0	0	0	3	2	0	0	0	11
LAC	J.Dobbins	0	1	0	0	0	0	0	0	0	0	0	0	0	6
LAC	K.Vidal	0	0	1	0	0	0	0	0	0	0	0	0	0	6
DEN	C.Sutton	0	0	1	0	0	0	0	0	0	0	0	0	0	6
DEN	T.Franklin	0	0	1	0	0	0	0	0	0	0	0	0	0	6
DEN	W.Lutz	0	0	0	0	0	0	0	0	1	1	0	0	0	4

Possession Detail

	First Half		Second Half		Game	
	Visitor	Home	Visitor	Home	Visitor	Home
Largest Lead	20	0	23	0	23	0
Drives Leading	4	0	6	0	10	0
Time of Possession Leading	17:02	0:00	16:10	0:00	33:12	0:00
Largest Deficit	0	-20	0	-23	0	-23
Drives Trailing	0	4	0	5	0	9
Time of Possession Trailing	0:00	7:24	0:00	13:50	0:00	21:14
Times Score Tied Up		0		0		0
Lead Changes		1		0		1

Playtime Percentage

Percent of playtime per player on offense, defense and special teams (Unofficial)

Los Angeles Chargers

Denver Broncos

		Offense	Defense	Special Teams				Offense	Defense	Special Teams			
J.Alt	T	78	100%		5	19%	A.Forsyth	C	55	100%	2	7%	
Z.Johnson	G	78	100%		5	19%	B.Powers	G	55	100%	2	7%	
J.Herbert	QB	78	100%				G.Bolles	T	55	100%	2	7%	
B.Bozeman	C	78	100%				M.Pearl	T	55	100%	2	7%	
R.Slater	T	72	92%		5	19%	Q.Meinerz	G	55	100%	2	7%	
J.Dobbins	RB	57	73%				B.Nix	QB	55	100%			
W.Dissly	TE	52	67%		2	7%	C.Sutton	WR	47	85%			
L.McConkey	WR	49	63%		2	7%	J.Williams	RB	37	67%			
J.Salyer	G	48	62%		5	19%	T.Franklin	WR	36	65%			
J.Palmer	WR	43	55%				D.Vele	WR	34	62%			
S.Fehoko	WR	40	51%		19	70%	L.Krull	TE	33	60%	7	26%	
Q.Johnston	WR	32	41%				L.Humphrey	WR	19	35%			
S.Matlock	FB	31	40%	6	11%	15	56%	M.Mims	WR	17	31%	10	37%
T.Pipkins	T	30	38%		4	15%	A.Trautman	TE	17	31%	6	22%	
E.Tomlinson	TE	28	36%		14	52%	N.Adkins	TE	15	27%	17	63%	
D.Davis	WR	19	24%		10	37%	J.McLaughlin	RB	14	25%	2	7%	
K.Vidal	RB	19	24%		3	11%	M.Burton	FB	4	7%	19	70%	
S.Smartt	TE	10	13%		8	30%	A.Estime	RB	2	4%	6	22%	
H.Hurst	TE	7	9%				C.Barton	LB		78	100%	5	19%
F.Sarell	T	6	8%		1	4%	P.Locke	FS		78	100%	5	19%
H.Haskins	RB	3	4%		18	67%	R.Moss	CB		77	99%	11	41%
C.Hart	CB		55	100%	8	30%	J.McMillian	CB		76	97%	3	11%
A.Gilman	SS		55	100%			B.Jones	FS		70	90%		
D.James	SS		55	100%			J.Cooper	LB		62	79%	5	19%
T.Still	CB		50	91%	7	26%	J.Strnad	LB		59	76%	10	37%
K.Mack	DE		44	80%			Z.Allen	DE		59	76%	6	22%
T.Tuipulotu	DE		42	76%	17	63%	N.Bonitto	LB		50	64%		
D.Henley	LB		42	76%	6	22%	L.Wallace	CB		42	54%	5	19%
E.Molden	CB		38	69%	8	30%	D.Jones	NT		38	49%		
B.Dupree	LB		36	65%			J.Franklin-Myers	DE		37	47%		
M.Fox	DT		34	62%	1	4%	J.Elliss	LB		31	40%	10	37%
J.Colson	LB		32	58%	15	56%	M.Roach	DT		31	40%	6	22%
P.Ford	DE		28	51%	2	7%	J.Jackson	DE		29	37%	8	30%
K.Fulton	CB		23	42%			E.Uwazurike	DE		20	26%	5	19%
D.Perryman	LB		22	40%	2	7%	D.Tillman	LB		15	19%	15	56%
O.Ogbonnia	DT		22	40%			D.Key	SS		3	4%	20	74%
T.Tart	DT		14	25%	2	7%	K.Welch	LB		2	3%	16	59%
A.Finley	FS		7	13%	20	74%	P.Surtain	CB		1	1%		
N.Niemann	LB				22	81%	T.McCalister	FS				25	93%
T.Dye	LB				22	81%	T.Smith	CB				25	93%
C.Dicker	K				11	41%	L.Bailey	LB				15	56%
D.Bootle	CB				9	33%	M.Fraboni	LS				7	26%
J.Harris	LS				9	33%	R.Dixon	P				7	26%
J.Scott	P				9	33%	W.Lutz	K				7	26%
B.Jaimes	G				5	19%							

D.Leonard

CB

5 19% C.Fleming
F.Crum

T
T

2 7%
2 7%