



# CAROLINA PANTHERS

AT

# NEW ORLEANS SAINTS



1 - 11

DECEMBER 10, 2023 • 1:00 P.M. ET  
NEW ORLEANS, LA. • CAESARS SUPERDOME

5 - 7

## THE MATCHUP

- Carolina heads to 'The Big Easy' for a Week 14 matchup against NFC South foe, the New Orleans Saints, in Caesars Superdome. This will mark the 30th trip to New Orleans in franchise history (29 regular season, one playoff).
- This will mark the last of three-straight road games for the Panthers. Carolina is one of five teams this season to have a three-game road trip and it marks the fifth time in franchise history the team has had three consecutive road games (1995, 1997, 1998 and 2011).
- All time, this will mark the 58th regular-season matchup between the two teams with New Orleans leading 29-28. The regular-season series in New Orleans is all square at 14 wins apiece. The two teams squared off on Monday Night Football in Week 2 of the season with the Saints leaving Bank of America Stadium victorious, 20-17.
- Carolina enters Week 14 with a 1-11 record after falling short to the Tampa Bay Buccaneers, 21-18. The last time the Panthers traveled to New Orleans, Carolina defeated the Saints, 10-7, in the 2022 season finale.
- New Orleans enters the contest with a 5-7 record, including a 1-2 division record against the NFC South. The Saints have lost three-straight entering Week 14, including a 33-28 home loss to the Detroit Lions in Week 13.

## SERIES

**ALL-TIME SERIES (REGULAR SEASON)**  
57 matchups | New Orleans leads 29-28

**LAST REGULAR SEASON GAME**  
09/18/23 | New Orleans 20 vs Carolina 17

**SERIES RECORD AT VENUE (REGULAR SEASON)**  
The series is split 14-14

L	27-0	NOV 11	ARI	L	21-19	NOV 10	WV	L	28-17	NOV 03	WV
L	24-10	SEPT 10	ATL	L	16-13	NOV 9	C	L	20-17	SEPT 18	ATL
L	37-27	SEPT 24	WV	L	33-10	NOV 19	☆	L	37-27	SEPT 24	WV
L	21-13	OCT 1	ATL	L	17-10	NOV 26	ATL	L	21-13	OCT 1	ATL
L	42-24	OCT 8	ATL	L	21-18	DEC 3	ATL	L	42-24	OCT 8	ATL
L	42-21	OCT 15	ATL	14	DEC 10	1:00P	ATL	L	42-21	OCT 15	ATL
7	BYE			15	DEC 17	1:00P	ATL	7	BYE		
W	15-13	OCT 29	ATL	16	DEC 24	1:00P	G	W	15-13	OCT 29	ATL
L	27-13	NOV 5	ATL	17	DEC 31	1:00P	ATL	L	27-13	NOV 5	ATL
				18	TBD		ATL				

HOME AWAY

## WEEK 14 SPOTLIGHT

**RB Chuba Hubbard** recorded 104 rushing yards on 25 carries (4.2 avg) and two touchdowns in Week 13 against Tampa Bay, marking just the second time this season the Buccaneers defense has allowed a 100-yard rusher (D'Andre Swift, Week 3). Hubbard ranked third in Week 13 rushing yards league-wide, and his 25 attempts (career-high) were tied for the most among all players. It was his third-career 100-yard rushing game and the Panthers first 100-yard rusher this season. Hubbard has now recorded a rushing touchdown in back-to-back games for the first time in his career. **Outside linebacker Marquis Haynes Sr.** paced the defense in Week 13 with a career-high seven tackles, two tackles for loss and a sack. Haynes, who spent the first eight weeks on the injured reserve, played a season-high 42 snaps against the Buccaneers and recorded his third-career game with two tackles for loss and first since Week 17 in the 2022 season against Tampa Bay. Haynes has now recorded at least one tackle for loss in back-to-back weeks.

**OLB MARQUIS HAYNES WAS ONE OF SEVEN PLAYERS LEAGUE-WIDE IN WEEK 13 TO RECORD 7+ TACKLES, 1+ SACKS, 2+ TACKLES FOR LOSS AND 1+ QUARTERBACK HITS**

## WEEK 13 RUSHING LEADERS (NFL)

Rank	Player	Rush	Yds	Yd/Rsh
1	Isiah Pacheco (KC)	18	110	6.1
2	James Conner (ARI)	25	105	4.2
3	<b>Chuba Hubbard (CAR)</b>	<b>25</b>	<b>104</b>	<b>4.2</b>
4	Derrick Henry (TEN)	21	102	4.9
5	Christian McCaffrey (SF)	17	93	5.5

## BROADCAST INFORMATION



TELEVISION  
FOX

Kenny Albert - Play by Play  
Jonathan Vilma - Analyst  
Shannon Spake - Sideline



RADIO FLAGSHIP  
WRFX 99.7 FM

Anish Shroff - Play by Play  
Jake Delhomme - Analyst  
Luke Kuechly - Analyst  
Sharon Thorland - Sideline  
Jim Szoke - Host

PANTHERS COMMUNICATIONS DEPARTMENT

Bruce Speight Vice President - Communications  
Lane Gammel Communications Director  
Dillon Love Communications Coordinator  
Chris Brannon Communications Coordinator

Samantha Maloney Communications Intern  
Matthew McCarthy Communications Intern  
Media Website: www.NFLOMG.com



# WEEK 14 • PANTHERS AT SAINTS



## 2023 TEAM STATISTICS

### CAROLINA PANTHERS

### SAINTS

#### OFFENSE

267.3 (30th)	Total Yards Per Game	348.3 (11th)
96.0 (26th)	Rushing Yards Per Game	105.1 (19th)
3.8 (27th)	Rushing Yards Per Attempt	3.7 (28th)
171.3 (30th)	Passing Net Yards Per Game	243.3 (10th)
47 (29th)	Sacks Allowed	27 (t-19th)
35.8 (25th)	Third Down Efficiency	37.9 (18th)
15.9 (29th)	Points Per Game	21.4 (19th)

#### DEFENSE

306.0 (7th)	Total Yards Allowed Per Game	322.5 (15th)
125.2 (23rd)	Rushing Yards Per Game	125.5 (24th)
4.2 (19th)	Rushing Yards Per Attempt	4.5 (27th)
180.8 (4th)	Passing Net Yards Per Game	197.0 (7th)
19 (t-30th)	Sacks	19 (t-30th)
8 (32nd)	Takeaways	20 (t-5th)
35.5 (6th)	Third Down Efficiency	36.5 (8th)
26.1 (31st)	Points Allowed Per Game	21.3 (17th)

## PREVIOUS RESULTS

### REGULAR SEASON

#### PANTHERS (28-29) vs. SAINTS

Home: 14-15...Away: 14-14  
Postseason: 0-1

#### Last 15 Matchups

10/16/16	at New Orleans	L	41-38
11/17/16	NEW ORLEANS	W	23-20
9/24/17	NEW ORLEANS	L	34-13
12/3/17	at New Orleans	L	31-21
12/17/18	NEW ORLEANS	L	12-9
12/30/18	at New Orleans	W	33-14
11/24/19	at New Orleans	L	34-31
12/29/19	NEW ORLEANS	L	42-10
10/25/20	at New Orleans	L	27-24
1/3/21	NEW ORLEANS	L	33-7
9/19/21	NEW ORLEANS	W	26-7
1/2/22	at New Orleans	L	18-10
9/25/22	NEW ORLEANS	W	22-14
1/8/23	at New Orleans	W	10-7
9/18/23	NEW ORLEANS	L	20-17

## 2023 NFC SOUTH STANDINGS

	Win	Loss	Tie	PF	PA	PDiff
Atlanta	6	6	0	226	240	-14
Tampa Bay	5	7	0	233	245	-12
New Orleans	5	7	0	257	255	+2
Carolina	1	11	0	191	313	-122

## PANTHERS BESTS vs NEW ORLEANS

#### PASSING

Passing Yards	335 - Kerry Collins (11/26/95)
Passing TDs	5 - 2x, last by Cam Newton (12/6/15)
Passer Rating	129.2 - 2x, last by Cam Newton (9/16/12)

#### RUSHING

Rushing Yards	210 - DeAngelo Williams (12/30/12)
Rushing TDs	3 - Mike Tolbert (12/30/12)

#### RECEIVING

Receptions	10 - 3x, last by Greg Olsen (12/7/14)
Receiving Yards	192 - Muhsin Muhammad (9/13/98)
Receiving TDs	2 - 9x, last by DJ Moore (10/25/20)

#### DEFENSE

Tackles	24 - Luke Kuechly (12/22/13)
Interceptions	2 - 3x, last by Terry Cousin (12/29/02)
Sacks	3.0 - Greg Hardy (12/22/13)

## OFFENSIVE LEADERS

### PASSING

2,055	Passing Yards	2,761
60.6 (231-381)	Completion %	66.2 (261-394)
9	Passing TDs	11
9	Interceptions	6
73.1	Passer Rating	89.4

### RUSHING

557	Rushing Yards	508
143	Attempts	133
3.9	Yards Per Rush	3.8
4	Rushing TDs	4
722	Scrimmage Yards	921

### RECEIVING

753	Receiving Yards	890
80	Receptions	68
9.4	Yards Per Reception	13.1
4	Receiving TDs	3
272	Yards After Catch	285



BRUCE YOUNG



CHUBA HUBBARD



ADAM THIELEN



DEREK CARR



MUHSIN KAMARA



CHRIS OLAVE

# 2023 WHAT TO LOOK FOR

## 44 SACKS

OLB Brian Burns ranks fifth all-time in Panthers history with 44 sacks.

### CAREER SACKS (PANTHER HISTORY)

Rank	Player	Sacks
1	Julius Peppers	97.0
2	Charles Johnson	67.5
3	Mike Rucker	55.5
4	Mario Addison	55.0
5	<i>Brian Burns</i>	<i>44.0</i>
6	Kevin Greene	41.5
7	Greg Hardy	34.0
8	Kawann Short	32.5

## 4 REC

WR Adam Thielen (614) needs four receptions to surpass Danny Amendola for fourth all-time in receptions among undrafted players in the common-draft era.

### RECEPTIONS BY AN UNDRAFTED FREE AGENT (NFL HISTORY)

Rank	Player	REC
1	Antonio Gates	955
2	Wes Welker	903
3	Rod Smith	849
4	Danny Amendola	617
5	<i>Adam Thielen</i>	<i>614</i>

## 110 GAMES

T Taylor Moton has played in 110 consecutive games and counting as a Carolina Panther. His streak ranks fourth in franchise history, and first among non-specialists.

### MOST CONSECUTIVE GAMES PLAYED (PANTHERS HISTORY)

Rank	Player	GP
1	JJ Jansen	230
2	Jason Kyle	128
3	Jason Baker	112
4	<i>Taylor Moton</i>	<i>110</i>

## 2 TFL

OLB Brian Burns (55) needs two tackles for loss to pass Kawann Short for fourth all-time in Panther history.

### CAREER TACKLES FOR LOSS (PANTHER HISTORY)

Rank	Player	TFL
1t	Charles Johnson	75
1t	Luke Kuechly	75
3	Thomas Davis Sr.	68
4	Kawann Short	56
5	<i>Brian Burns</i>	<i>55</i>
6	Shaq Thompson	51
7	Mario Addison	49
8	Greg Hardy	44

## 65 YARDS

WR Adam Thielen (7,435) needs 65 receiving yards to become the fifth undrafted player in the common-draft era with at least 7,500 career receiving yards.

### RECEIVING YARDS BY AN UNDRAFTED FREE AGENT (NFL HISTORY)

Rank	Player	YDS
1	Antonio Gates	11,841
2	Rod Smith	11,389
3	Wes Welker	9,924
4	Drew Pearson	7,822
5	<i>Adam Thielen</i>	<i>7,435</i>

## 11 TACKLES

DE Derrick Brown (206) needs 11 tackles to pass Kris Jenkins for fifth all-time in Panther history for a defensive lineman.

### MOST TACKLES BY A DEFENSIVE LINEMAN (PANTHERS HISTORY)

Rank	Player	TKL
1	Julius Peppers	441
2	Mike Rucker	419
3	Charles Johnson	323
4	Kawann Short	280
5	Kris Jenkins	216
6	<i>Derrick Brown</i>	<i>206</i>
7	Greg Hardy	198
8	Mario Addison	197

## 10 TFL

LB Frankie Luvu (34) needs 10 tackles for loss to pass Julius Peppers for ninth all-time in Panther history.

### CAREER TACKLES FOR LOSS (PANTHER HISTORY)

Rank	Player	TFL
1t	Charles Johnson	75
1t	Luke Kuechly	75
3	Thomas Davis Sr.	68
4	Kawann Short	56
5	<i>Brian Burns</i>	<i>55</i>
6	Shaq Thompson	51
7	Mario Addison	49
8	Greg Hardy	44
9	Julius Peppers	43
10	<i>Frankie Luvu</i>	<i>34</i>

## 80 CATCHES

WR Adam Thielen (80) is tied for the second-most receptions by any Panthers player through the first 12 games of a season in franchise history.

### RECEPTIONS THROUGH 12 GAMES (PANTHER HISTORY)

Rank	Player	YEAR	REC
1	Steve Smith	2005	82
2t	<i>Adam Thielen</i>	<i>2023</i>	<i>80</i>
2t	Christian McCaffrey	2018	80
4t	Robbie Anderson	2020	75
4t	Christian McCaffrey	2019	75

## 3 FG

K Eddy Piñeiro (54) needs three field goals to pass Joey Slye for third all-time in Panthers history

### CAREER FIELD GOALS (PANTHERS HISTORY)

Rank	Player	FG
1	John Kasay	351
2	Graham Gano	165
3	Joey Slye	54
4	<i>Eddy Pineiro</i>	<i>52</i>

# 2023 NOTES TO KNOW

## 29.8 YARDS

The Panthers are second in the NFL averaging 29.8 yards per kickoff return, only trailing the Denver Broncos (31.0).

### YARDS PER KICK RETURN (NFL)

Rank	Team	Yd/KR
1	Denver Broncos	31.0
2	<i>Carolina Panthers</i>	<i>29.8</i>
3	Washington Commanders	26.8
4	Seattle Seahawks	26.2
5	Green Bay Packers	26.0

## 306.0 YARDS ALLOWED

The Panthers defense ranks seventh in the NFL allowing 306.0 total yards per game.

### TOTAL YARDS ALLOWED PER GAME (NFL)

Rank	Team	Yds/G
1	Cleveland Browns	260.5
2	Baltimore Ravens	273.9
3	Dallas Cowboys	287.1
4	Kansas City Chiefs	297.7
5	San Francisco 49ers	298.4
6	Miami Dolphins	300.2
7	<i>Carolina Panthers</i>	<i>306.0</i>
8	New England Patriots	310.5
9	New York Jets	312.7

## NO FLY ZONE

The Panthers defense ranks fourth in the NFL allowing 180.4 passing yards per game.

### PASSING YARDS ALLOWED PER GAME (NFL)

Rank	Team	PsYd/G
1	Cleveland Browns	153.4
2	Baltimore Ravens	171.7
3	New York Jets	176.7
4	<i>Carolina Panthers</i>	<i>180.4</i>
5	Dallas Cowboys	181.5
6	Kansas City Chiefs	176.6
7	New Orleans Saints	197.0

## RETURN DUO

RB Raheem Blackshear leads the NFL averaging 34.3 yards per kickoff return.

Teammate WR Laviksha Shenault Jr. ranks fifth averaging 27.8. The Panthers are the only team to have two players in the top 10 (min. 5 attempts).

### KICK RETURN YARDS (NFL)

Rank	Player	Yd/KR
1	<i>Raheem Blackshear (CAR)</i>	<i>34.3</i>
2	Kavontae Turpin (DAL)	31.7
3	Marvin Mims (DEN)	31.0
4	D'Wayne Eskridge (SEA)	28.0
5	<i>Laviksha Shenault Jr. (CAR)</i>	<i>27.8</i>

## 5.0 YDS/PLAY

The defensive unit ranks 11th in the league limiting opponents to 5.0 yards per play.

### YARDS PER PLAY ALLOWED (NFL)

Rank	Team	YD/PLY
1	Baltimore Ravens	4.2
2	New York Jets	4.7
3	Cleveland Browns	4.7
4	Dallas Cowboys	4.8
5	San Francisco 49ers	4.8
6	New England Patriots	4.9
7	Miami Dolphins	5.0
8	Kansas City Chiefs	5.0
9	Minnesota Vikings	5.0
10	Atlanta Falcons	5.0
11	<i>Carolina Panthers</i>	<i>5.0</i>
12	Indianapolis Colts	5.1

## SURE HANDS

WR Adam Thielen ranks fifth among wide receivers with a 75.5% catch percentage (catches per target).

### CATCH PERCENTAGE (NFL WIDE RECEIVERS)

Rank	Player	CTCH%
1	Khalil Shakir (BUF)	83.3
2t	Wan'Dale Robinson (NYG)	80.0
2t	Rashee Rice (KC)	80.0
4	Kalif Raymond (DET)	76.5
5	<i>Adam Thielen (CAR)</i>	<i>75.5</i>

## 43.5 YARDS

P Johnny Hekker ranks fifth league-wide averaging 43.5 net yards per punt.

### NET YARDS PER PUNT (NFL)

Rank	Player	NYd/P
1	A.J. Cole (LV)	46.4
2	Bryan Anger (DAL)	45.5
3	Ryan Stonehouse (TEN)	43.9
4	Michael Dickson (SEA)	43.8
5	<i>Johnny Hekker (CAR)</i>	<i>43.5</i>
6	Jamie Gillan (NYG)	43.4
7	Logan Cooke (JAX)	43.3
8	Braden Mann (PHI)	43.2

## MR. RELIABLE

WR Adam Thielen ranks second in the NFL with 26 third-down receptions (262 yards). He is 10th in receptions resulting in a first down (45).

### THIRD DOWN RECEPTIONS (NFL)

Rank	Player	3DR
1	Keenan Allen (LAC)	27
2	<i>Adam Thielen (CAR)</i>	<i>26</i>
3	Tyreek Hill (MIA)	25
4t	CeeDee Lamb (DAL)	24
4t	A.J. Brown (PHI)	24



# NOTABLE CONNECTIONS



## REGIONAL CONNECTIONS

- Panthers General Manager Scott Fitterer played college baseball at LSU from 1994-95.
- Panthers Offensive Line Coach James Campen played college football at Tulane from 1984-85.
- Panthers WR DJ Chark Jr. is a native of Alexandria, La., and attended Alexandria HS. He went on to play college football at LSU from 2014-17.
- Panthers CB Donte Jackson is a native of Metairie, La., and attended Riverdale HS. He went to LSU where he played football and ran track and field from 2015-17.
- Panthers WR Terrace Marshall Jr. is a native of Bossier City, La., and attended Parkway HS. He went on to play college football at LSU from 2018-20.
- Panthers S Xavier Woods is a native of West Monroe, La., and attended West Monroe HS. He went on to play college football at Louisiana Tech from 2013-2016.
- Panthers TE Stephen Sullivan is a native of Donaldsonville, La., and attended Donaldsonville HS. He went on to play college football at LSU from 2016-19.
- Panthers LB Deion Jones is a native of New Orleans, La., and attended Jesuit HS. He went on to play college football at LSU from 2012-15.
- Saints TE Jimmy Graham is a native of Goldsboro, N.C., and attended Charis Preparatory Academy.
- Saints DT Bryan Bresee played college football at Clemson from 2020-22.
- Saints OL James Hurst played college football at North Carolina from 2010-13.
- Saints LB D'Marco Jackson is a native of Spartanburg, S.C., and attended Broome HS. He went on to play college football at Appalachian State from 2017-21.
- Saints WR A.T. Perry played college football at Wake Forest from 2018-22.
- Saints FB Adam Prentice played football as a graduate transfer at South Carolina in 2020.
- Saints OL Nick Saldiveri is a native of Monroe, N.C., and attended Parkwood HS.
- Saints Passing Game Coordinator/Quarterbacks Coach Ronald Curry played football at North Carolina from 1998-2001. He served as Athletic Director and Head Football Coach at Mooresville Christian Academy in Mooresville, N.C., from 2010-12.

## PRO CONNECTIONS

- Panthers CB Jaycee Horn's father, Joe Horn, played wide receiver for the New Orleans Saints from 2000-2006.
- Panthers S Vonn Bell was drafted by the New Orleans Saints in the second round (61st overall) of the 2016 NFL Draft and played for the team from 2016-19.
- Panthers DT Shy Tuttle signed with the New Orleans Saints as an undrafted free agent in 2019 and played for the team from 2019-22.
- Panthers QB Andy Dalton played for the New Orleans Saints in 2022.
- Panthers Offensive Line Coach James Campen signed with the New Orleans Saints as an undrafted free agent in 1986 and play for the team from 1986-88.
- Saints Head Coach Dennis Allen and Tight Ends Coach Clancy Barone were on the Atlanta Falcons coaching staff while Panthers Assistant Defensive Backs Coach DeAngelo Hall played for the team from 2004-06.
- Panthers Defensive Line Coach Todd Wash and Saints RB Jamaal Williams spent the 2021-22 seasons with the Detroit Lions. Panthers WR DJ Chark Jr. spent the 2022 season with Williams while Senior Defensive Assistant Dom Capers spent 2021 with the running back.
- Panthers WR DJ Chark Jr., CB CJ Henderson and WR Laviska Shenault Jr. were coached by Saints Offensive Line Coach Doug Marrone in 2020 while he served as head coach for the Jacksonville Jaguars.

## COLLEGE CONNECTIONS

- Panthers DT Derrick Brown and Saints Wide Receivers Coach Kodi Burns spent time together at Auburn from 2017-19.
- Panthers LB Kamu Grugier-Hill and Saints Defensive Assistant Adam Gristick played linebacker under Saints Linebackers Coach Michael Hodges at Eastern Illinois in 2014 where Hodges served under the same role.
- Panthers WR DJ Chark Jr., CB Donte Jackson and Saints TE Foster Moreau played together at LSU from 2015-17. Panthers WR Terrace Marshall Jr. played with Moreau in 2018.
- Panthers RB Miles Sanders, DE Yetur Gross-Matos and Saints TE Juwan Johnson played together at Penn State under a coaching staff that included Saints Assistant Special Teams Coach Phil Galiano from 2017-18.

## STAFF/COACHING CONNECTIONS

- Panthers Senior Defensive Assistant Dom Capers served as the head coach for the Houston Texans and worked with Saints Defensive Line Coach Todd Grantham from 2002-04.
- Saints Offensive Line Coach Doug Marrone was the head coach for the Jacksonville Jaguars from 2016-2020 and had Panthers Defensive Line Coach Todd Wash serve as his defensive coordinator in the same time span. Marrone also featured Panthers Senior Defensive Assistant Dom Capers on his staff in 2019.
- Panthers Senior Defensive Assistant Dom Capers was a coach for the New Orleans Saints in 1989 while Saints Offensive Line Coach Doug Marrone was a player.
- Panthers Wide Receivers Coach Shawn Jefferson and Saints Secondary Coach Marcus Robertson coached together for the Detroit Lions in 2012.
- Panthers Tight Ends Coach John Lilly and Saints Defensive Line Coach Todd Grantham spent the 2010 season together at Georgia.



# THE HEAD COACHES



## CHRIS TABOR

2nd season  
16th season  
0-2 (.000)  
0-0 (.000)

**Years as HC w/ current team**  
**NFL Coaching Experience**  
**Regular Season Record as HC**  
**Postseason Record as HC**

Chris Tabor was named Carolina's interim head coach on November 28, 2023, after serving as the special teams coordinator for the 2022 season and first 11 games of the 2023 season. He has 26 seasons of coaching experience, including 16 seasons in the NFL.

In his first season in Carolina, he engineered a significant turnaround, helping the Panthers vault up from 28th to fourth in Rick Gosselin's league-wide special teams rankings. Kicker Eddy Piñero led all qualified NFL kickers with a field goal percentage of 94.3, second-highest in franchise history. Piñero's 33 made field goals also ranked second in franchise history. Punter Johnny Hekker led the NFL with a franchise-record 39 punts inside the 20. His net average of 44.12 yards per punt ranked third in the NFL.

Tabor was previously special teams coordinator for the Chicago Bears from 2018-21 and special teams coordinator for the Cleveland Browns from 2011-17. He entered the NFL as a special teams assistant with the Bears in 2008.

Tabor coached a return specialist to the Pro Bowl in each of his last four seasons in Chicago, as the Bears ranked fifth in yards per punt return (10.3) since 2018 and tied for sixth in the NFL with four special teams touchdowns. Chicago had top-10 finishes in total special teams EPA (expected yards added) in both 2020 and 2021.

In 2020, Cordarelle Patterson led all NFC kick returners for the second-straight season in both kick return average (29.1) and kick return yards (1,017). Patterson earned the Pro Bowl nod in 2019 after leading the league in kick return yards, while returner Tanik Cohen was picked for the Pro Bowl in 2018 after leading the league in punt return yards.

In Cleveland, the Browns were the only team in the NFL to have earned at least one AFC Special Teams Player of the Week award each season from 2011-2016. Kicker Phil Dawson and returner Joshua Cribbs earned Pro Bowl nods in 2012. During his seven seasons with the Browns, Tabor helped numerous players set NFL and franchise records.

Prior to joining the Browns, Tabor spent three seasons (2008-10) as assistant special teams coach with the Bears. Prior to Chicago, Tabor spent two seasons at Western Michigan University (2006-07) as the running backs and special teams coach. He also spent four seasons at Utah State University (2002-05), where he was the running backs and special teams coach in 2005 after being the Aggies' assistant head coach in charge of wide receivers from 2002-04.

He was head coach Culver-Stockton College in 2001 and spent time as an assistant at the University of Missouri (1997-99).

Tabor graduated from Benedictine College in Atchison, Kan., where he played four seasons at quarterback. He earned a master's degree in education from Columbia (Mo.) College. He and his wife, Nikki, have two daughters, Paityn and Lainey.

### TABOR COACHING HISTORY

1995-96	Central Methodist	Offensive Coordinator
1997-99	Missouri	Graduate Assistant
2000	Missouri	Running Backs/Special Teams
2001	Culver-Stockton	Head Coach
2002-04	Utah State	Assistant Head Coach/Wide Receivers
2005	Utah State	Running Backs/Special Teams
2006-07	Western Michigan	Running Backs/Special Teams
2008-10	Chicago Bears	Assistant Special Teams
2011-17	Cleveland Browns	Special Teams Coordinator
2018-21	Chicago Bears	Special Teams Coordinator
2022-23	Carolina Panthers	Special Teams Coordinator
2023-	Carolina Panthers	Interim Head Coach



## DENNIS ALLEN

2nd season  
22nd season  
20-45 (.308)  
0-0 (.000)

Dennis Allen was hired as the 17th head coach in Saints history on Feb. 8, 2022. Now in his 27th year coaching and 21st in the NFL, Allen has spent 12 seasons in New Orleans in two stints, including the last six-and-a-half campaigns as the team's defensive coordinator.

Allen was promoted to head coach after spending the past six and a half seasons as the defensive coordinator of the Saints, a time of prosperity when the team has enjoyed five consecutive winning seasons and also captured four straight NFC South division titles from 2017-20.

During his tenure as an assistant under Payton in New Orleans (2006-10, 2015-21), Allen has been part of staffs that have qualified for the playoffs seven times, captured the NFC South division title six times, reached the NFC Championship game three times and won the Super Bowl XLIV championship.

Allen's defenses have ranked in the top 10 in yards per game and in the top five in opponent points per game each of the past two seasons. During his 16 seasons coaching a position, serving as a defensive coordinator and as a head coach, he has coached 10 players to a total of 21 Pro Bowl selections.

In 2021, Allen's defensive unit boasted two Pro Bowl selections (defensive end Cameron Jordan and cornerback Marshon Lattimore) and one Associated Press All-Pro selection (linebacker Demario Davis), ranked first in the NFL in opponent red zone touchdown percentage (43.5), second in opponent first downs (304) and opponent rushing first downs (84), fourth in scoring defense (19.7 points per game), opponent net yards per play (5.08) and run defense (93.5 yards per game), seventh in total defense (318.2 net yards per game) and eighth in sacks (46). New Orleans' current streak of 22 regular/season postseason contests without allowing a 100-yard rusher is the longest in the NFL.

Allen served as head coach of the Oakland Raiders from 2012-14 and as defensive coordinator of the Denver Broncos in 2011. Prior to his first stint in New Orleans from 2006-10, Allen was also an assistant in Atlanta from 2002-05.

Allen worked as the secondary coach for the University of Tulsa (2000-01) before heading to the NFL. Prior to his stint at Tulsa, Allen was on the coaching staff for four years (1996-99) at his alma mater, Texas A&M, as a graduate assistant working primarily with the school's secondary.

A native of Hurst, Texas, Allen earned four letters for Texas A&M as a safety from 1992-95 and started the final 21 games of his career. Allen was signed as an undrafted free agent by the Buffalo Bills and competed in their training camp in 1996. He and his wife Allison have a daughter, Layla, and a son, Garrison.

### ALLEN COACHING HISTORY

1996-99	Texas A&M	Graduate Assistant
2000-01	Tulsa	Secondary
2002-03	Atlanta Falcons	Defensive Quality Control
2004-05	Atlanta Falcons	Defensive Assistant
2006-07	New Orleans Saints	Assistant Defensive Line
2008-10	New Orleans Saints	Secondary
2011	Denver Broncos	Defensive Coordinator
2012-14	Oakland Raiders	Head Coach
2015	New Orleans Saints	Defensive Assistant/Interim
2016-2021	New Orleans Saints	Defensive Coordinator
2022-	New Orleans Saints	Defensive Coordinator
		Head Coach



# WEEK 13

CAROLINA PANTHERS vs TAMPA BAY BUCCANEERS



RAYMOND JAMES STADIUM

SUNDAY, DECEMBER 3, 2023 • 4:05 PM ET



1 - 11

5 - 7

	1	2	3	4	TOTAL
	0	3	7	8	18
	7	0	7	7	21

## TWO FOR CHUBA

- In the third quarter, RB Chuba Hubbard scored on a 1-yard rush to give the Panthers a 10-7 lead. Hubbard has now recorded a rushing touchdown in back-to-back games for the first time in his career. It is the second time in his career he has recorded a touchdown in back-to-back games.
- In the fourth quarter, Hubbard recorded his second 1-yard touchdown rush of the game, marking his first-career multi-touchdown game.
- Hubbard finished the game with 104 rushing yards on 25 carries (4.2 avg.) and two touchdowns. It was his third-career 100-yard rushing game and his first since Week 16 of the 2022 season against the Detroit Lions. He also recorded a single-game career-high in rushing attempts. This was only the second time this season the Buccaneers have allowed a 100-yard rusher, and the first since Week 3 against the Eagles.

## X GONNA TAKE IT FROM YOU

- In the second quarter, S Xavier Woods hauled in an interception from Buccaneers QB Baker Mayfield. It was the ninth of his career and first since Week 16 of the 2021 against the Los Angeles Rams.

## CAREER-HIGHS

- Jonathan Mingo set single-game career-highs in receptions (six) and receiving yards (69).
- OLB Marquis Haynes Sr. tallied single-game career-highs in total tackles (seven) and solo tackles (five).



WALTER PAYTON

MAN OF THE YEAR

2023

# MAN OF THE YEAR

## 56 BRADLEY BOZEMAN

**THE CAROLINA PANTHERS ANNOUNCED BRADLEY BOZEMAN AS ITS 2023 NOMINEE FOR THE WALTER PAYTON NFL MAN OF THE YEAR AWARD PRESENTED BY NATIONWIDE. IT'S THE LEAGUE'S MOST PRESTIGIOUS HONOR AND ACKNOWLEDGES NFL PLAYERS WHO EXCEL ON THE FIELD AND DEMONSTRATE A PASSION FOR CREATING A LASTING IMPACT BEYOND THE GAME IN THEIR COMMUNITIES.**



## COMMUNITY IMPACT

In 2018, Bozeman and his wife, Nikki, began in the Bradley and Nikki Bozeman Foundation in an effort to making the place where they would build a family and put down roots a better place. After joining the Panthers, the Bozeman's immediately immersed themselves in the community. Bradley created the SYNC (Serving Your Neighbors and Communities) snack program alongside community partners within his first two months with the team. The program has packed more than 17,000 boxes of food in the last year alone.

The Bozeman Foundation and the SYNC program has also partnered with the Charlotte-Mecklenburg Police Department, providing officers the opportunity to carry snack packs in their cruisers and distribute to children in need.

At the core, the Bozeman's foundation is centered around anti-bullying programs. During a 2020 RV road trip across the Carolinas, the Bozeman's visited schools to build awareness and spread anti-bullying messages during assemblies to support inclusivity for vulnerable children. To date, Bradley and Nikki have shared their message with more than 250,000 students.

This holiday season, the Bozeman's partnered with the David and Nicole Tepper Foundation to serve Thanksgiving meals to approximately 1,300 underserved children. Youth were invited based on their association with Second Harvest Food Bank's Kids Café program. In addition to the meal, every child received a turkey/chicken and a bag full of canned goods.

**"IT'S A GREAT HONOR TO BE NAMED THE CAROLINA PANTHERS RECIPIENT FOR WALTER PAYTON OF THE YEAR, AS I ACKNOWLEDGE WHAT WALTER EMBODIED IN THE COMMUNITY AND IM PROUD TO HAVE MY NAME IN THE SAME CONVERSATION."**



# DEFENSIVE NOTES - OLB BRIAN BURNS

## **O** BRIAN BURNS

### PANTHERS SACK LEADERS

#### THROUGH FIRST 75 GAMES PLAYED

Player	Sacks	Years
1 - Julius Peppers	52.5	2002-06
2 - <b>Brian Burns</b>	<b>44.0</b>	<b>2019-</b>
3 - Charles Johnson	39.0	2007-11
4 - Mike Rucker	35.5	1999-03
5 - Greg Hardy	34.0	2010-14

• Brian Burns ranks second in franchise history with 44.0 sacks through a player's first 75 games, trailing only Julius Peppers (52.5 sacks, 2002-06). Burns finished 2022 tied for eighth in the NFL with 12.5 sacks and tied for seventh with 17 tackles for loss.

• Burns is currently tied for fifth in the NFC with 12 tackles for loss. He is one of seven players in the NFL with at least 6.0 sacks, 12 tackles for loss and 15 quarterback hits through 13 weeks of the season.

• In Week 12 against the Tennessee Titans, Burns tallied four tackles, one sack, two quarterback hits, two tackles for loss and one pass defensed.

• In Week 9 against Indianapolis, Burns recorded his 52nd-career tackle for loss, passing LB Shaq Thompson for fifth-most in team history.

• At Detroit in Week 5, he recorded four total tackles, a sack, three quarterback hits and a tackle for loss. The sack marked his 42nd of his career, passing Kevin Greene (41.5) for fifth-most in franchise history.

• In Week 3 at Seattle, Burns recorded four tackles, three QB hits, three tackles for loss and one sack. It was his third-career game posting at least three QB hits, two tackles for loss and one sack, tying for third-most such games in Panthers history with Mario Addison and Charles Johnson. It was his first-career game of posting three tackles for loss, three QB hits and one sack.


• He recorded his seventh-career game with more than one sack in Week 1 against Atlanta after recording 1.5 sacks. Burns ranks 14th league-wide with 44.0 sacks since 2019 and became the 10th player in team history to record 10 or more sacks in a season in 2022.

• Burns was one of just three players in 2022 (Maxx Crosby-LV, Myles Garrett-CLE) to record at least 12 sacks, 15 tackles for loss and 60 total tackles.

### NFL SACK LEADERS // 2020-23

Player	Sacks	QB Hits	Strip Sacks
1t - Myles Garrett CLE	57.0	100	11
1t - T.J. Watt PIT	57.0	119	8
3 - Haason Reddick ARI/CAR/PHI	49.0	77	13
4 - Trey Hendrickson NO/CIN	47.0	93	9
5 - Nick Bosa SF	42.0	111	6
6 - Chris Jones KC	39.5	91	4
7 - Maxx Crosby LV	39.0	97	1
8 - Leonard Floyd LAR/BUF	38.5	76	3
9t - Matt Judon BAL/NE	38.0	83	1
9t - Micah Parsons DAL	38.0	83	6
9t - Khalil Mack CHI/LAC	38.0	47	7
12 - Aaron Donald LAR	37.0	85	6
13 - <b>Brian Burns CAR</b>	<b>36.5</b>	<b>76</b>	<b>7</b>
14 - Denico Autry IND/TEN	33.5	61	3

## PRO BOWLIN' BURNS



Carolina's 2019 first-round pick, OLB Brian Burns, was named a Pro Bowl Starter for the NFC for the second-consecutive year in 2022. Burns ranks 13th with 36.5 sacks and tied for fifth in the NFL with 50 tackles for loss since 2020.

### AMONG THE 2019 DRAFT CLASS OLB BRIAN BURNS RANKS:

SACKS		QB Hits	
1	Nick Bosa SF	51.0	1 Nick Bosa SF
2	Maxx Crosby LV	49.0	2 Maxx Crosby LV
3	<b>Brian Burns CAR</b>	<b>44.0</b>	3 Josh Allen JAX
4	Josh Allen JAX	41.0	4t <b>Brian Burns CAR</b>
5	Montez Sweat WAS/CHI	38.0	4 Montez Sweat WAS/CHI

TACKLES FOR LOSS		STRIP SACKS	
1	Maxx Crosby LV	80	1 <b>Brian Burns CAR</b>
2	Nick Bosa SF	66	2t Montez Sweat WAS/CHI
3	<b>Brian Burns CAR</b>	<b>55</b>	2t Josh Allen JAX
4	Montez Sweat WAS/CHI	49	2t Nick Bosa SF
5	Josh Allen JAX	47	5 Rashan Gary GB

# DEFENSIVE NOTES - DE DERRICK BROWN

## 95 DERRICK BROWN

### DB TO THE QB

- Through 12 games, DE Derrick Brown has tallied 64 tackles (37 solo), one sack, 11 QB hits, six tackles for loss and three passes defended.
- Against Chicago in Week 10, he posted 10 total tackles (second-most of his career - 12 at Atlanta 10/30/22), including two tackles for loss and two quarterback hits. His nine solo tackles marked a career high after posting eight solo stops in Week 1 against Atlanta.
- Brown's 64 tackles through the first 13 weeks ranks third among all defensive linemen league-wide.
- He is one of just four players in the NFL to post at least 60+ tackles, 5+ tackles for loss and 10+ quarterback hits through the first 13 weeks of the season.
- His 206 career tackles rank sixth all-time in Panthers history for among defensive linemen.
- Brown has played in 61 career games. He ranks first in franchise history in tackles for a defensive lineman through a player's first 61 games (206).
- Brown's 67 total tackles in 2022 tied Mike Rucker (2002) for the most tackles by a defensive lineman in franchise history (according to Stats Pass). His seven passes defended finished tied for the third most by a defensive lineman in franchise history (Greg Hardy-11, 2011).



### DL TACKLE LEADERS (NFL)

Rk.	Player	TKLs	TFL	QB Hits
1	Harrison Phillips MIN	68	1	5
2	Maxx Crosby LV	66	15	18
3	<b>Derrick Brown CAR</b>	<b>64</b>	<b>6</b>	<b>11</b>
4t	Carl Granderson NO	57	10	16
4t	DeForest Buckner IND	56	8	14

**DERRICK BROWN IS ONE OF JUST FOUR PLAYERS LEAGUE-WIDE TO RECORD AT LEAST 60+ TACKLES, 5+ TACKLES FOR LOSS AND 10+ QUARTERBACK HITS THROUGH THE FIRST 13 WEEKS**

Player	Tackles	TFL	QB Hits
Josh Metellus DB-MIN	77	5	10
Maxx Crosby DL-LV	66	15	18
<b>Derrick Brown DL-CAR</b>	<b>64</b>	<b>6</b>	<b>11</b>
Danielle Hunter LB-MIN	60	18	17

**2022 WALTER PAYTON MAN OF THE YEAR NOMINEE**

### 11 TACKLES

DE Derrick Brown (206) needs 11 total tackles to pass Kris Jenkins for fifth all-time in Panther history for a defensive lineman.

#### MOST TACKLES BY A DEFENSIVE LINEMAN (PANTHERS HISTORY)

Rk.	Player	TKL
5	Kris Jenkins (2001-07)	216
6	<b>Derrick Brown (2023-)</b>	<b>206</b>
7	Greg Hardy (2010-13)	198
8	Mario Addison (2012-19)	197

### NUMBERS DON'T LIE

Brown has played in 61 games since entering the NFL in 2020. He ranks near the top in many categories for Panthers defensive linemen in their first 61 career games with the team.

TOTAL TACKLES		TACKLES FOR LOSS	
1	<b>Derrick Brown (2020-)</b> 206	1	Charles Johnson (2008-11) 42
2	Julius Peppers (2002-05) 199	2	Greg Hardy (2010-13) 40
3	Greg Hardy (2010-13) 188	3	Kawann Short (2013-16) 35
4	Kawann Short (2013-16) 168	4	<b>Derrick Brown (2020-)</b> 27
5	Kris Jenkins (2001-04) 159	5	Star Lotulelei (2013-16) 24

QB HITS		PASSES DEFENDED	
1	Greg Hardy (2010-13) 60	1	Julius Peppers (2002-05) 26
2	Kawann Short (2013-16) 51	2	<b>Derrick Brown (2020-)</b> 18
3	Charles Johnson (2008-11) 48	3	Charles Johnson (2008-11) 15
4	<b>Derrick Brown (2020-)</b> 44	4	Greg Hardy (2010-13) 14
5	Mario Addison (2012-15) 33	5t	Kawann Short (2013-16) 8

# DEFENSIVE NOTES - LB FRANKIE LUVU - S VONN BELL

## 49 FRANKIE LUVU

### BIG UCE

- Luvu leads the team with 90 total tackles.
- He has tallied 27 tackles for loss since the beginning of the 2022 season, tying for seventh-most in the NFL.
- Since 2000, Frankie Luvu is just one of 14 players in the NFL to record 90+ tackles, 4+ sacks and 8+ tackles for loss through the first 12 weeks.
- From Weeks 6-11, Luvu recorded five-consecutive games of eight-plus tackles, the longest such streak of his career.
- In Week 8 against the Houston Texans, Luvu earned NFC Defensive Player of the Week honors after recording 12 tackles, two tackles for loss, two passes defended and one sack. Luvu became the first player in franchise history, the fifth player in NFL history and first since Tampa Bay Buccaneers LB Devin White (2020) to post at least 12 tackles, two tackles for loss, two passes defended and one sack in a game.
- Linebacker Frankie Luvu started 2023 right where he left off in 2022. He was the only player league-wide in Week 1 to record at least seven tackles (three solo), one sack and three QB hits. He followed up in Week 2, becoming the only player to post at least nine tackles (four solo) and two sacks.



### GETTING TO THE BALL

Frankie Luvu is one of just five players over the last 20 seasons to record at least 100 tackles, 15 tackles for loss and 7.0 sacks in a single season.

### TFL LEADERS // 2022-CURRENT

Player	TFL	Tackles	Sacks
1 - Maxx Crosby LV	37	154	24.0
2t - Myles Garrett CLE	30	92	29.0
2t - Danielle Hunter MIN	30	125	24.0
4t - Brian Burns CAR	29	96	18.5
4t - Nick Bosa SF	29	90	26.5
6t - Daron Payne WAS	28	105	13.5
7t - Frankie Luvu CAR	27	201	11.0
7t - Micah Parsons DAL	27	107	25.0

Player	Tackles	TFL	Sacks
Frankie Luvu (CAR, 2022)	111	19	7.0
Devin White (TB, 2020)	140	15	9.0
Lavonte David (TB, 2013)	144	21	7.0
Daryl Washington (ARI, 2012)	134	15	9.0
Bradie James (DAL, 2008)	117	15	8.0

Source: TruMedia



## 24 VONN BELL

- Through Week 12, Bell is third on the team with 47 total tackles.
- In Week 5 at Detroit, Bell recorded a season-high and led the team with nine tackles.
- In Week 2 against the team that drafted him in 2016, the New Orleans Saints, Bell tallied six tackles, two passes defended and his seventh-career interception.
- Since entering the league in 2016, he ranks in the top 10 among defensive backs in several defensive categories over that time span: fourth in total tackles (669), second in forced fumbles (15), first in fumble recoveries (11) and fourth in QB hits (27).

# OFFENSIVE NOTES - WR ADAM THIELEN

## 19 ADAM THIELEN

### SURE HANDS



### MOVE THE CHAINS

- WR Adam Thielen has been efficient in extending drives for his offenses. This season, Thielen has tallied 45 receptions for first downs, which ranks 10th in the NFL.

#### MOST RECEIVING FIRST DOWNS, 2023 SEASON

Rank	Team	Name	Rec.
1	MIA	Tyreek Hill	66
2	CIN	Ja'Marr Chase	55
3	DAL	CeeDee Lamb	54
4	PHI	A.J. Brown	53
5t	LAC	Keenan Allen	51
5t	DET	Amon-Ra St. Brown	51
7	LAR	Puka Nacua	49
8t	BUF	Stefon Diggs	47
8t	CHI	D.J. Moore	47
10	CAR	Adam Thielen	45
11t	KC	Travis Kelce	43

#### MOST RECEIVING FIRST DOWNS SINCE 2016, NFC

Rank	Team	Name	1Ds.
1	TB	Mike Evans	464
2	MIN/CAR	Adam Thielen	374
3	GB	Davante Adams	365
4	NO	Michael Thomas	357
5	ATL/TB/PHI	Julio Jones	338

**SINCE 2016, THIELEN RANKS SECOND IN THE NFC IN RECEPTIONS RESULTING IN FIRST DOWNS**

- WR Adam Thielen has started his time with the Carolina Panthers on the right foot. Through 12 games, he has recorded 753 receiving yards on 80 receptions (9.4 avg.) and four touchdowns. His 80 receptions tie for ninth in the NFL and tie for fourth in the NFC. His 753 receiving yards also rank 12th in the NFL.
- From Weeks 2-7, Thielen recorded at least seven receptions in six-consecutive games, the second-longest streak ever by a Panthers player behind Christian McCaffrey's run of seven-straight in 2019. From Weeks 2-11, he recorded five-plus receptions in nine-consecutive games, the second-longest single season streak of his career.

#### MOST RECEPTIONS (NFC, 2023 SEASON)

Rank	Team	Name	Rec.	Yds.	Avg.
1	DAL	CeeDee Lamb	90	1,182	13.1
2	DET	Amon-Ra St. Brown	84	1,042	12.4
3	PHI	A.J. Brown	81	1,164	14.4
4t	CAR	Adam Thielen	80	753	9.4
4t	MIN	T.J. Hockenson	80	786	9.8

### GETTING FREE SINCE '16

- Since 2016, WR Adam Thielen has been among the NFC's best at his position. Over the past eight seasons, Thielen ranks second in the conference in receptions (594), second in receiving first downs (374), third in receiving touchdowns (58) and third in receiving yards (7,154).

#### MOST RECEPTIONS SINCE 2016, NFC

Rank	Team	Name	Rec.
1	TB	Mike Evans	602
2	MIN/CAR	Adam Thielen	594
3	GB	Davante Adams	581
4	NO	Michael Thomas	565
5	LAR	Cooper Kupp	541

#### MOST RECEIVING TDs SINCE 2016, NFC

Rank	Team	Name	TDs.
1	TB	Mike Evans	76
2	GB	Davante Adams	69
3	MIN/CAR	Adam Thielen	58
4	SEA	Tyler Lockett	52
5	LAR	Cooper Kupp	48

#### MOST RECEIVING YDS SINCE 2016, NFC

Rank	Team	Name	YDs.
1	TB	Mike Evans	9,180
2	GB	Davante Adams	7,192
3	MIN/CAR	Adam Thielen	7,154
5	SEA	Tyler Lockett	7,058
4	ATL/TB/PHI	Julio Jones	7,010

## SPECIAL TEAMS NOTES

### 10 JOHNNY HEKKER

- In Week 12 against the Tennessee Titans, P Johnny Hekker landed two punts inside the 20 and passed Kevin Huber for 12th-most punts inside the 20-yard line in NFL history. Hekker has now recorded 349 career punts inside the 20.
- Through 12 games, Hekker is tied for fifth in the NFL with 20 punts inside the 20. He also ranks fifth in the NFL with a 43.5 net punting average.
- Hekker finished 2022 with a league-leading 39 punts inside the 20, setting a franchise single-season record previously held by Todd Sauerbrun (35 in 2001). Hekker was named to the All-NFC team by PFWA for his efforts.
- In 2022, Hekker set a team record and ranked third in the NFL with a 44.12-yard net punting average on 81 punts for 3,925 yards with six touchbacks and 231 punt return yards allowed. Best the previous record of 42.44 yards by Michael Palardy in 2017.
- He also set a team record in 2022 and ranked ninth in the NFL with 48.46-yard gross punting average which was previously held by Brad Nortman who posted a 47.77-yard average in 2013.

### 4 EDDY PIÑEIRO

- K Eddy Piñeiro has made 27-consecutive field goals at Bank of America Stadium.
- In Week 12 against the Tennessee Titans, Piñeiro kicked a 50-yard field goal and is nine-for-11 (81.8 percent) on 50+ yard attempts in his career. Since 2019, among kickers with at least 10 50+ yard field goal attempts, Piñeiro's 81.8 field-goal percentage on 50+ yard attempts ranks second in the NFL.
- In Week 4 against the Minnesota Vikings, Piñeiro converted a career-long 56-yard field goal as time expired in the first half, which is good for the third-longest field goal in franchise history behind Graham Gano's 63-yarder in 2018 and Zane Gonzalez's 57-yarder in 2021.
- Since 2019, Piñeiro is 83-for-93 (89.2 percent) on field goal attempts. His 89.2 field-goal percentage ranks fourth in the NFL during that span (min. 90 attempts).
- Piñeiro finished 2022 ranked fourth in the NFL and second in team history with 33 field goals made (33 of 35 FG, 31 of 32 XP). His 94.3 field goal percentage in 2022 marked the second-highest both in the NFL and in team history for a single season.

#### FIELD GOALS MADE (PANTHER HISTORY)

Rank	Player	FGs
1	John Kasay	351
2	Graham Gano	165
3	Joey Slye	54
4	Eddy Pineiro	52
5	Joe Nedney	26

### 3 FGS

K Eddy Pineiro (52) needs 3 field goals made to pass Joey Slye (54) for third all-time in Panther history.

### 44 JJ JANSEN

#### LONGEST - TENURED PANTHER

- Longsnapper JJ Jansen is the longest tenured Panther with 238 games played and surpassed John Kasay (221) in Week 14 of 2022 at Seattle.
- A cornerstone on special teams for the Panthers, Jansen has played in every game during his 15-year career as a Panther dating back to 2009.
- Jansen was named to the Pro Bowl in 2013 after being successful on all 139 snaps. He contributed in helping kicker Graham Gano convert 24-of-27 field goal attempts, including a franchise-record six made field goals of 50 yards or more.
- Jansen was originally signed by the Green Bay Packers as an undrafted free agent in 2008 and was later acquired by the Carolina Panthers in 2009 for a conditional pick in the 2011 NFL Draft.

### 3 RAHEEM BLACKSHEAR

- Among all players with at least seven kick returns this season, Blackshear's 34.3 return average ranks first.
- Against the Texans in Week 8, he returned three kickoffs for 107 yards, including a 52-yard return. His 52-yard return is the sixth longest return in the league this season.
- In 2022, Blackshear recorded 200 kickoff return yards in Week 5 against the San Francisco 49ers tying Michael Bates for second-most in a game in franchise history.

### 11 IHMIR SMITH-MARSETTE

- In Week 10 against the Chicago Bears, he returned his first-career punt for a touchdown. His 79-yard punt return for a touchdown is the third-longest in Panthers history only trailing Steve Smith (87) and Winslow Oliver (84).
- He became the seventh Panthers player to return a punt for a touchdown. It was also the 10th punt return for a touchdown in franchise history and the first since Kaelin Clay against the Jets in Week 12 of the 2017 season.
- Through 12 games, he is tied for the league lead with 29 punt returns and ranks fourth in the league with 261 punt return yards.

# 2023 NEW FACES



**VONN BELL**  
5'11" // 215  
OHIO STATE  
ROSSVILLE, GA.

**24**  
**S**

## EXP: 8 • Previous Team: CINCINNATI

Since entering the league in 2016, Bell ranks in the top 10 amongst defensive backs in several defensive categories over that time span: fourth in total tackles (669), ninth in sacks (9.5), second in forced fumbles (15), first in fumble recoveries (11) and fourth in quarterback hits (27). Bell has played in 12 career postseason games and his three career sacks in the playoffs are tied for the most all-time by a defensive back.



**DJ CHARK JR.**  
6'4" // 205  
LSU  
ALEXANDRIA, LA.

**17**  
**WR**

## EXP: 6 • Previous Team: DETROIT

While a Lion, from weeks 11-18 of the 2022 season, Chark gained the fifth-most receiving yards (280) on vertical routes league wide according to Next Gen Stats. Over that same time period, Chark was fourth in the NFL with 17.6 yards per reception. He was named a Pro Bowler in 2019 after posting career-highs in receptions (73), receiving yards (1,008) and receiving touchdowns (8).




**ANDY DALTON**  
6'2" // 220  
TCU  
KATY, TEXAS

**14**  
**QB**

## EXP: 13 • Previous Team: NEW ORLEANS

Andy Dalton was originally drafted by Cincinnati in the second round of the 2011 NFL Draft and played his first nine seasons in the league for the Bengals (2011-19). A three-time Pro Bowler, Dalton's 38,511 career passing yards rank 10th and 3,408 completions rank 11th and since entering the league in 2011.



**JUSTIN HOUSTON**  
6'3" // 270  
GEORGIA  
STATESBORO, GA.

**50**  
**OLB**

## EXP: 13 • Previous Team: BALTIMORE

A four-time Pro Bowler (2012-15), Houston ranks third among active players with 112.0 career sacks, sixth with 185 quarterback hits and sixth with 131 tackles for loss. Houston enters this season with at least 10+ quarterback hits in six-straight seasons which is tied for the 12th longest streak in the NFL.




**HAYDEN HURST**  
6'4" // 250  
SOUTH CAROLINA  
JACKSONVILLE, FLA.

**81**  
**TE**

## EXP: 6 • Previous Team: CINCINNATI

Hurst has racked up 1,902 career receiving yards and 15 touchdowns on 195 receptions. In 2020, Hurst posted a career-high 571 receiving yards and six receiving touchdowns on 56 receptions. A former South Carolina Gamecock (2015-17), Hurst had 100 career receptions for 1,281 yards and three touchdowns. In 2017, he was named first-team All-SEC by the coaches and the Associated Press.



**MILES SANDERS**  
5'11" // 211  
PENN STATE  
PITTSBURGH, PA.

**6**  
**RB**

## EXP: 5 • Previous Team: PHILADELPHIA

A former second round pick of the Eagles in 2019, Sanders ranks 12th in rushing yards since entering the league (4,033) and is one of 14 players since 2000 with 750+ rushing yards in each of their first four seasons. He was named to his first Pro Bowl this past season after posting career highs in rushing yards (1,269) and touchdowns on the ground (11).



**ADAM THIELEN**  
6'2" // 200  
MINNESOTA STATE  
DETROIT LAKES, MINN.

**19**  
**WR**

## EXP: 10 • Previous Team: MINNESOTA

A two-time Pro Bowl selection (2017-18), Thielen ranks 16th in receiving yards (7,410) league-wide since 2014. His 59 receiving touchdowns tie for ninth-most among active players and his eight straight seasons with four-plus receiving touchdowns is tied for the second-longest active streak in the league.



**SHY TUTTLE**  
6'3" // 300  
TENNESSEE  
WELCOME, NC.

**99**  
**DE**

## EXP: 5 • Previous Team: NEW ORLEANS

Tuttle appeared in 63 games for the Saints (33 starts), compiling 143 career total tackles. His 19 career passes defended is leads all NFC defensive linemen since entering the league in 2019. A native of Welcome, N.C., Tuttle is a graduate of North Davidson High School.



**DeSHAWN WILLIAMS**  
6'1" // 292  
CLEMSON  
CENTRAL, SC.

**96**  
**DE**

## EXP: 5 • Previous Team: DENVER

DeShawn Williams returns to his hometown for his first season in a Panther uniform. Williams enters his fifth season in the league, having spent the last three seasons with the Denver Broncos (2020-22). Over his career, Williams has tallied 139 total tackles and nine sacks. Last season for the Broncos, Williams appeared in 17 games (15 starts) and racked up 37 total tackles and a career-high 4.5 sacks.

## 2023 DRAFT CLASS

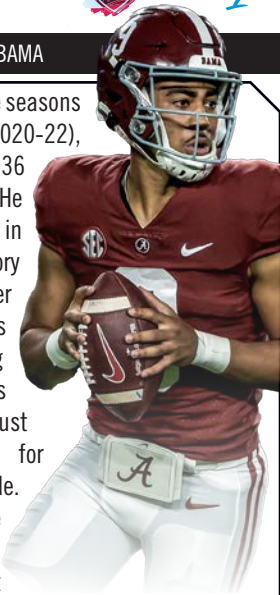
**BRUCE  
YOUNG**



ROUND  
ONE  
1

QUARTERBACK | ALABAMA

Young played three seasons at Alabama (2020-22), appearing in 36 career games. He finished second in program history with 8,356 career passing yards and 80 passing touchdowns despite playing just three seasons for the Crimson Tide. Capped by the Heisman Trophy, in 2021, Young set the Alabama single-season marks for passing yards (4,872) and touchdowns (47). He also earned second team All-American and second team All-SEC honors in his final season with the Crimson Tide after throwing for 3,328 passing yards and 32 touchdowns.



**JONATHAN  
MINGO**



ROUND  
TWO  
39

WIDE RECEIVER | MISSISSIPPI

Mingo played four seasons at Ole Miss (2019-22), appearing in 40 career games. During his time in Oxford, he amassed 1,758 yards on 112 receptions (15.7 avg.) and 12 touchdowns. As a senior, he earned all-SEC second team honors as voted on by the coaches after totaling a career-high 51 receptions for 861 yards (16.9 avg.) and five touchdowns. He owns Mississippi's school record for single-game receiving yards, where he posted 247 yards against Vanderbilt in his senior year.



# 2023 DRAFT CLASS

*DT*  
**JOHNSON**



ROUND  
**THREE**  
*80*

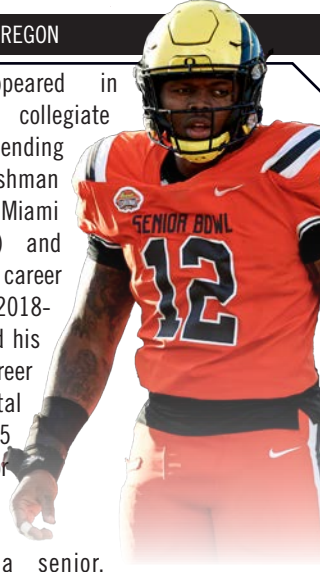
*CHANDLER*  
**ZAVALA**



ROUND  
**FOUR**  
*114*

LINEBACKER | OREGON

Johnson appeared in 42 career collegiate games, spending his freshman year at Miami (Fla.) (2017) and finishing his career at Oregon (2018-22). He closed his collegiate career with 67 total tackles, 19.5 tackles for loss and nine sacks over six seasons. As a senior, he earned Coaches Pac-12 All-Conference honorable mention after posting career-highs in total tackles (39), tackles for loss (8.5) and sacks (6.0). As a redshirt sophomore, Johnson was one of two players in the nation with at least seven tackles, three tackles for loss, one sack and a forced fumble in a single game.



OFFENSIVE LINE | NC STATE

Zavala played his last two seasons at North Carolina State (2021-22) after beginning his career at Fairmont State (2017-19). He earned first-team All-Mountain East Conference honors during his final two seasons at Fairmont State where he started 21 games at left guard in that span. During his senior season at North Carolina State, he was named first-team All-ACC and Academic All-ACC after starting all 12 games.





# 2023 DRAFT CLASS

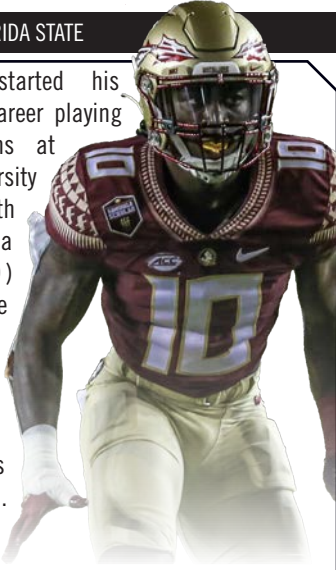
**JAMMIE  
ROBINSON**




**ROUND  
FIVE**  
*145*

SAFETY | FLORIDA STATE

Robinson started his collegiate career playing two seasons at the University of South Carolina (2019-20) before transferring to Florida State for his final two seasons (2021-22). With the Gamecocks and Seminoles, he posted 319 career tackles, including 15.5 tackles for loss, one sack, seven interceptions, 16 pass breakups, three forced fumbles and one fumble recovery. He earned first-team All-ACC honors in both his junior and senior seasons at Florida State after leading the team in back-to-back seasons in tackles, totaling 85 in his junior season and 99 in his senior season.



# PANTHERS COORDINATORS



**THOMAS**  
**BROWN**

**OFFENSIVE COORDINATOR**



Thomas Brown is in his first season as offensive coordinator for the Carolina Panthers, joining the team after three seasons (2020-22) with the Rams, including the last two as assistant head coach. Brown initially joined Los Angeles as the running backs coach (2020) after nine seasons coaching in college.

Winning Super Bowl LVI with the Rams (2021), Brown was part of an offense that ranked seventh in the NFL in points scored (27.1 ppg) and ninth in total yards (372.1 ypg). Los Angeles was one of six teams with two running backs to rush for over 680 yards with Sony Michel totaling 845 rush yards and Darrell Henderson adding 688 yards. The previous season (2020), he oversaw a rushing attack that finished 10th in the league, averaging 126.1 rushing yards per game. The running back room was led by rookie Cam Akers who produced a team-best 625 yards.

Prior to his NFL career, Brown served as the running backs coach at the University of South Carolina (2019), where he oversaw a balanced rushing attack, which included two running backs with over 500 yards on the year.

Brown spent three seasons as the Miami Hurricanes' offensive coordinator and running backs coach (2016-18). The Canes rushed for 2,489 yards, an average of 5.2 yards per carry while scoring 25 rushing touchdowns (2018). Running back Travis Homer earned second-team All-ACC recognition despite taking over as the starting running back five games into the season (2017) and the previous year (2016), All-ACC back Mark Walton become the 11th running back in program history to rush for over 1,000 yards.

Brown returned to his alma mater, the University of Georgia (2015), where he coached a running backs group that featured future pros Sony Michel and Nick Chubb as the duo surpassed 1,900 combined rushing yards.

Prior to his stint at Georgia, Brown spent the 2014 season at the University of Wisconsin, coaching Heisman Trophy runner-up Melvin Gordon. Under Brown's leadership, Gordon posted the second-best season by a running back with 2,587 rushing yards and 32 total touchdowns. Gordon combined with fellow running back Corey Clement, also a future pro, to run for 3,536 yards on the year, breaking the single-season FBS record for rushing yards by teammates. Wisconsin's 6.91 yards per rushing attempt average in the 2014 season was the fourth-best mark in FBS history.

Before Wisconsin, Brown was a running backs coach at Marshall (2013) and the University of Tennessee-Chattanooga (2012). He started his coaching career as an assistant strength & conditioning coach at Georgia (2011).


As a pro, Brown was selected in the sixth round (No. 172 overall) of the 2008 NFL Draft by the Atlanta Falcons and spent the 2009 season with the Cleveland Browns before retiring to pursue coaching opportunities.

Brown played collegiately at Georgia, helping the Bulldogs to the 2005 SEC championship. He finished his career as the fifth-leading rusher in Georgia history with 2,646 career yards and led the team in rushing (2005-06). He totaled 26 touchdowns in his collegiate career, scoring rushing, receiving and on kickoff return.

A Tucker, Ga. native, Brown attended Tucker High School. He earned his bachelor's degree in speech communications from Georgia.

He and his wife, Jessica, have three children: Orlando, Tyson and Judah.

# PANTHERS COORDINATORS



**EJIRO  
EVERO**

**DEFENSIVE COORDINATOR**



Ejiro Evero is in his first season as defensive coordinator for the Carolina Panthers, joining the team after one season as the defensive coordinator for the Denver Broncos. Evero (full name pronounced: E-JAIR-oh E-VAIR-oh) brings 17 years of coaching experience, including 15 in the NFL, to the Panthers.

Under Evero's watch (2022), the Broncos defense ranked seventh in the NFL in total defense (320.0 yards per game), 10th in rushing defense, and second in opponent third down conversion percentage (34.1%). The team also finished in the top 10 in opponent points per drive (seventh – 1.71), opponent red zone touchdown rate (seventh – 51.1%), and defensive three-and-out percentage (fourth – 37.9%). The defense also ranked just outside the top 10 in a number of categories, including rushing yards per carry (11th – 4.26), pass defense (12th – 210.2 yards per game), and total takeaways (14th – 23).

A pair of Broncos' defensive backs – cornerback Patrick Surtain II and safety Justin Simmons – garnered postseason accolades. Surtain received first-team AP All-Pro honors and was named a starter for the AFC Pro Bowl team, while Simmons earned second-team AP All-Pro honors for his efforts.

Prior to Denver, Evero spent five seasons with the Los Angeles Rams, serving as secondary coach/pass game coordinator (2021) and safeties coach (2017-20).

During their Super Bowl-winning season (2021), Evero's secondary ranked tied for third in interceptions (19) and had 10 different players record at least one pick. Cornerback Jalen Ramsey and safety Taylor Rapp tied for the team lead in interceptions (4) and ranked tied for sixth in the NFC. Ramsey earned his second career Associated Press All-Pro selection and third career Pro Bowl.

Among playoff teams that season, the Rams allowed just 18.8 points per games and ranked second in total yards per game (282.3) and third in passing yards per contest (222.0) while generating at least one interception in each of the team's first three playoff games.

In 2020, Evero oversaw the back end of the league's top-ranked defense. The Rams ranked first in scoring defense (18.5), total yards per game (281.9), and passing yards per contest (190.7) while finishing in the Top 10 in sacks (second – 53) and rushing yards per game (third – 91.3).

As a defensive quality control coach for Green Bay (2016), Evero coached under then-Packers defensive coordinator and Dom Capers – whom he reunited with in Denver (2022) and Carolina (2023).

Evero spent the 2010 season coaching at the University of Redlands (Calif.), which is a member of NCAA Division III and the Southern California Intercollegiate Athletic Conference. He served as special teams coordinator/defensive backs coach and was part of a coaching staff that led the team to an 8-1 record that season.


In San Francisco for five seasons (2011-15), Evero started as a quality control coach (2011), before he worked as an offensive assistant (2012-13), switching sides of the ball as a defensive assistant (2014-15) for his final two years there.

Evero broke into the NFL as a defensive quality control coach for Tampa Bay for three seasons (2007-09). He began his coaching career as an assistant coach at his alma mater, the University of California-Davis (2005-06).

As a player, Evero a four-year letterman at UC Davis (1999-2000, '02-03), started at safety for three seasons. He was a two-time captain for the Aggies and was twice named a Division II All-American (2002-03).

In addition to his undergraduate degree, Evero earned his master's degree in business administration from National University (2006).

# BANK OF AMERICA STADIUM



Located in the heart of uptown Charlotte, N.C., Bank of America Stadium is the premier destination for sports and entertainment in the Carolinas.

Opened in 1996, the stadium was once the home to just 10 professional football games per year. In 2022, the stadium played host to nearly 40 events. It is home to the NFL's Carolina Panthers and Charlotte's new Major League Soccer team, Charlotte FC. The stadium welcomes additional fans every year for many other exciting events, including the ACC Football Championship, college football kickoff and bowl games, international soccer matches, and concerts.

With the addition of the new sports and live entertainment options since David Tepper's purchase of the Panthers and Bank of America Stadium in 2018, the stadium has served as a primary driver for an increase in visits to Uptown Charlotte. In a six-day period in mid July 2022 (July 15-July 20) between two Garth Brooks concerts and the Charlotte FC/Chelsea FC match, Bank of America Stadium hosted more than 135,000 people.

The stadium has undergone extensive renovations over its lifetime. Most recently a privately-financed \$50 million project by Tepper Sports & Entertainment, completed in March 2022, that included the addition of a 211-foot-wide single LED screen along the stadium's Mint Street facade, an improved Lowe's East Gate leading to an upgraded main concourse with bars featuring 360-degree LED video boards, The Vault – a new premium club space, including field-level seating for events – soccer-specific locker rooms and a central player tunnel for Charlotte FC.

In addition to being a top sports and entertainment venue, Bank of America Stadium is a community asset. The stadium served as an early voting site in 2020 and 2022. In 2021, the stadium served as a mass vaccination site from January to May.

## A COMMUNITY ASSET

*Bank of America Stadium serves as a community asset for all. Several events that have occurred and are in the near future are highlighted below.*

- Carolina Panthers and the American Heart Association host CPR training and education for Tepper Sports & Entertainment staff, players and PSL Owners Buffalo Bills Safety Damar Hamlin and AHA CEO Nancy Brown joined Nicole Tepper of Tepper Sports & Entertainment to inspire team.
- On August 18, the Carolina Panthers hosted the Keep Pounding High School Classic as state powers Northwestern HS (Rock Hill, S.C.) and Providence Day School (Charlotte, N.C.) played in the first-ever high school game at Bank of America Stadium.
- For the second season in a row, the Carolina Panthers hosted the CMS Girls High School Flag Football League Championship on May 13. Twenty-four high school teams participated in the spring league and all teams played their final games at Bank of America Stadium, culminating in the semi-final and championship games.
- On April 6, the Carolina Panthers lent a helping hand to nearby HBCU Johnson C. Smith and allowed the football team to utilize Bank of America Stadium for a spring practice. The university was replacing their field and reached out about the potential of using the stadium for a spring practice.
- The stadium's summer concerts were kicked off in fashion this year with Luke Combs performing back-to-back nights on July 14-15. Bank of America Stadium welcomes performing artist, Beyonce, right before football season on August 9, 2023.
- In May, Bank of America Stadium welcomed more than 20 Charlotte-Mecklenburg Schools for the spring semester's esports and STEM championships. Schools competed in five different categories, testing their abilities in game and app development, as well as in multiple video games.

# UNOFFICIAL DEPTH CHART

(As of December 5, 2023)

## OFFENSE

<b>WR</b>	17 DJ Chark Jr.	88 Terrace Marshall Jr.	
<b>LT</b>	79 Ikem Ekwonu	<u>61 Ricky Lee</u>	
<b>LG</b>	68 Cade Mays		
<b>C</b>	56 Bradley Bozeman		
<b>RG</b>	<u>66 Nash Jensen</u>		
<b>RT</b>	72 Taylor Moton	74 David Sharpe	
<b>TE</b>	82 Tommy Tremble	84 Stephen Sullivan	
<b>TE</b>	81 Hayden Hurst	80 Ian Thomas	
<b>WR</b>	19 Adam Thielen	11 Ihmir Smith-Marsette	
<b>WR</b>	<u>15 Jonathan Mingo</u>	86 Mike Strachan	
<b>QB</b>	<u>9 Bryce Young</u>	14 Andy Dalton	
<b>RB</b>	30 Chuba Hubbard	6 Miles Sanders	3 Raheem Blackshear

## DEFENSE

<b>DE</b>	95 Derrick Brown	93 LaBryan Ray	
<b>DT</b>	99 Shy Tuttle	91 Nick Thurman	
<b>DE</b>	96 DeShawn Williams	93 LaBryan Ray	
<b>OLB</b>	0 Brian Burns	90 Amaré Barno	98 Marquis Haynes Sr.
<b>LB</b>	49 Frankie Luvu	33 Tae Davis	
<b>LB</b>	54 Kamu Grugier-Hill	40 Deion Jones	
<b>OLB</b>	97 Yetur Gross-Matos	<u>52 D.J. Johnson</u>	<u>46 Eku Leota</u>
<b>CB</b>	8 Jaycee Horn	23 CJ Henderson	13 Troy Hill
<b>CB</b>	26 Donte Jackson	<u>29 D'Shawn Jamison</u>	20 Shaquill Griffin
<b>S</b>	25 Xavier Woods	<u>22 Jammie Robinson</u>	<u>27 Alex Cook</u>
<b>S</b>	24 Vonn Bell	42 Sam Franklin Jr.	
<b>NCB</b>	13 Troy Hill	21 Jeremy Chinn	

## SPECIALISTS

<b>KR</b>	3 Raheem Blackshear	11 Ihmir Smith-Marsette
<b>PR</b>	11 Ihmir Smith-Marsette	3 Raheem Blackshear
<b>LS</b>	44 JJ Jansen	
<b>H</b>	10 Johnny Hekker	
<b>P</b>	10 Johnny Hekker	
<b>K</b>	4 Eddy Piñeiro	

## PRONUNCIATION GUIDE

Amaré Barno	uh-MARR-EE	Eddy Piñeiro	pin-YERO
Ikem Ekwonu	EE-kem eck-WAHN-oo	Jammie Robinson	JAY-mee
Yetur Gross-Matos	YEE-tore GROSE MAT-ose	Ihmir Smith-Marsette	ah-MEER smith MARR-sett
Kamu Grugier-Hill	KAH-moo / GREW-jay HILL	Mike Strachan	Strawn
Marquis Haynes Sr.	mar-KEESE	Stephen Sullivan	stuh-FAHN
Chuba Hubbard	CHEW-ba	Adam Thielen	THEE-lin
Eku Leota	EK-oo lee-OH-tuh	DeShawn Williams	DEE-shawn
Frankie Luvu	LOO-voe	Xavier Woods	ECK-zay-vee-er
Taylor Moton	MOAT-in		



# ALPHABETICAL ROSTER

28	Cohen, Tarik	RB	5-6	196	7/26/1995	6	North Carolina A&T	Bunn, N.C.	FA-23	0	0	0	0
83	Wright, Derek	WR	6-1	195	8/13/1998	1	Utah State	Sterling, Utah	FA-22	0	0	0	0





# NUMERICAL ROSTER

28	Cohen, Tarik	RB	5-6	196	7/26/1995	6	North Carolina A&T	Bunn, N.C.	FA-23	0	0	0	0
83	Wright, Derek	WR	6-1	195	8/13/1998	1	Utah State	Sterling, Utah	FA-22	0	0	0	0

# POSITIONAL ROSTER

NO.	NAME	POS.	HT.	WT.	AGE	EXP.	COLLEGE	HOMETOWN	HOW ACQ.
<b>QUARTERBACKS (2)</b>									
9	Young, Bryce	QB	5-10	204	22	R	Alabama	Pasadena, Calif.	D1-23
14	Dalton, Andy	QB	6-2	220	36	TU	TCU	Katy, Texas	FA-23
<b>RUNNING BACKS (5)</b>									
3	Blackshear, Raheem	RB	5-9	190	25	2	Virginia Tech	Philadelphia, Pa.	FA-22
6	Sanders, Miles	RB	5-11	211	26	5	Penn State	Pittsburgh, Pa.	FA-23
28	Cohen, Tank (PSIR)	RB	5-6	196	28	6	North Carolina A&T	Burn, N.C.	FA-23
30	Hubbard, Chuba	RB	6-1	210	24	3	Oklahoma State	Alberta, Canada	D4-21
33	Brown, Spencer (PS)	RB	6-0	220	25	1	Alabama-Birmingham	Warrior, Ala.	FA-22
<b>WIDE RECEIVERS (9)</b>									
5	Shenault Jr., Laviska (IR)	WR	6-1	220	25	4	Colorado	DeSoto, Texas	TR-22 JAC
11	Smith-Marssette, Ihmir	WR	6-1	185	24	3	Iowa	Newark, N.J.	TR-23 KC
15	Mingo, Jonathan	WR	6-2	225	22	R	Mississippi	Brandon, Miss.	D2-23
17	Clark Jr., DJ	WR	6-4	205	27	6	LSU	Alexandria, La.	FA-23
19	Thielen, Adam	WR	6-2	200	33	10	Minnesota State	Detroit Lakes, Minn.	FA-23
83	Wright, Derek (PSIR)	WR	6-1	195	25	1	Utah State	Sterling, Utah	FA-22
86	Strachan, Mike	WR	6-5	225	26	3	Charleston	Freeport, Bahamas	FA-23
87	Landers, Matt (PS)	WR	6-4	200	24	R	Arkansas	St. Petersburg, Fla.	FA-23
88	Marshall Jr., Terrace	WR	6-2	200	23	3	LSU	Bossier City, La.	D2-21
<b>TIGHT ENDS (6)</b>									
45	Ricci, Giovanni (IR)	TE	6-3	240	27	3	Western Michigan	Loveland, Ohio	FA-20
80	Thomas, Ian	TE	6-4	260	27	6	Indiana	Baltimore, Md.	D4-18
81	Hurst, Hayden	TE	6-4	250	30	6	South Carolina	Jacksonville, Fla.	FA-23
82	Tremble, Tommy	TE	6-4	250	23	3	Notre Dame	Peachtree Corners, Ga.	D3b-21
84	Sullivan, Stephen	TE	6-5	245	27	2	LSU	Donaldsonville, La.	FA-20
85	Matthews, Jordan (PS)	TE	6-3	236	31	7	Vanderbilt	Madison, Ala.	FA-23
<b>OFFENSIVE LINE (14)</b>									
56	Bozeman, Bradley	C	6-5	325	29	6	Alabama	Roanoke, Ala.	UFA-22 BAL
61	Lee, Ricky	T	6-6	305	24	R	North Carolina A&T	Jacksonville, Fla.	FA-23
62	Zavala, Chandler (IR)	G	6-5	325	24	R	North Carolina State	Boynton Beach, Fla.	FA-23
63	Corbett, Austin (IR)	G	6-4	305	28	6	Nevada	Sparks, Nev.	UFA-22 LAR
65	DiRenzo, J.D. (PS)	OL	6-6	315	25	R	Rutgers	Hampton, N.J.	FA-23
66	Jensen, Nash	OL	6-4	329	24	R	North Dakota State	Maple Grove, Minn.	FA-23
67	McCray, Justin (PS)	G	6-3	315	31	7	Central Florida	Miami, Fla.	FA-23
68	Mays, Cade	G	6-6	325	24	2	Tennessee	Knoxville, Tenn.	D6b-22
69	Jackson, Gabe (PS)	G	6-3	335	32	9	Mississippi State	Liberty, Miss.	TLVJ-21
70	Christensen, Brady (IR)	G	6-6	300	27	3	BYU	Bountiful, Utah	D3a-21
72	Moton, Taylor	T	6-5	325	29	7	Western Michigan	Okemos, Mich.	D2b-17
74	Sharpe, David	T	6-6	346	28	5	Florida	Jacksonville, Fla.	FA-23
77	Brown, Deonte (PS)	G	6-4	335	25	3	Alabama	Decatur, Ala.	FA-22
79	Ekwonu, Ikem	T	6-4	320	23	2	North Carolina State	Charlotte, N.C.	D1-22
<b>LINEBACKERS (17)</b>									
0	Burns, Brian	OLB	6-5	250	25	5	Florida State	Fort Lauderdale, Fla.	D1-19
7	Thompson, Shaq (IR)	LB	6-0	230	29	9	Washington	Sacramento, Calif.	D1-15
33	Davis, Tae	LB	6-0	222	27	5	Chattanooga	Oxford, Ala.	FA-23
40	Jones, Deion	LB	6-1	227	29	7	LSU	New Orleans, La.	FA-23
43	Vilain, Luiji (IR)	OLB	6-4	252	25	2	Wake Forest	Ottawa, Ontario, Canada	WV-23 MIN
46	Leota, Eku	OLB	6-4	257	24	R	Auburn	Asheville, N.C.	FA-23
47	Eley, Ace (PS)	LB	6-3	233	25	R	Georgia Tech	Almy, Md.	FA-23
48	Thomas, Jordan (PS)	OLB	6-5	277	27	3	Mississippi State	Gulmer, Miss.	FA-23
49	Luvu, Frankie	LB	6-3	235	27	6	Washington State	Tafua, American Samoa	FA-21
50	Houston, Justin (IR)	OLB	6-3	270	34	13	Georgia	Statesboro, Ga.	FA-23
52	Johnson, D.J.	OLB	6-4	270	25	R	Oregon	Sacramento, Calif.	D3-23
53	Cherelus, Claudin (IR)	LB	6-2	230	24	R	Alcorn State	Golden Gate, Fla.	WV-23 NYJ
54	Grugier-Hill, Kamu	LB	6-2	230	29	8	Eastern Illinois	Papakolea, Hawaii	FA-23
57	Wooten, Chandler (IR)	LB	6-3	232	24	2	Auburn	Acworth, Ga.	FA-22
90	Barno, Amaré	OLB	6-6	245	24	2	Virginia Tech	Blythewood, S.C.	D6a-22
97	Gross-Matos, Yetur	OLB	6-5	265	25	4	Penn State	Spotsylvania, Va.	D2a-20
98	Haynes Sr., Marquis	OLB	6-2	235	29	6	Mississippi	Jacksonville, Fla.	D4b-18
<b>DEFENSIVE BACKS (16)</b>									
8	Horn, Jaycee	CB	6-1	200	24	3	South Carolina	Alpharetta, Ga.	D1-21
13	Hill, Troy	CB	5-11	180	32	9	Oregon	Youngstown, Ohio	FA-23
20	Griffin, Shaquill	CB	6-0	198	28	7	Central Florida	St. Petersburg, Fla.	WV-23 HOU
21	Chinn, Jeremy	S	6-3	220	25	4	Southern Illinois	Fishers, Ind.	D2b-20
22	Robinson, Jammie	S	5-11	195	22	R	Florida State	Cordele, Ga.	D5-23
23	Henderson, CJ	CB	6-1	205	25	4	Florida	Miami, Fla.	TR-21 JAX
24	Bell, Vonn	S	5-11	215	28	8	Ohio State	Rossville, Ga.	FA-23
25	Woods, Xavier	S	5-11	200	28	7	Louisiana Tech	West Monroe, La.	UFA-22 MIN
26	Jackson, Donte	CB	5-10	188	28	6	LSU	Metaline, La.	D2-18
27	Cook, Alex	S	6-1	196	24	R	Washington	Sacramento, Calif.	WV-23 NVG
29	Jamison, D'Shawn	DB	5-9	185	24	R	Texas	Houston, Texas	WV-23 SF
31	Jackson, Lamar (PS)	CB	6-2	212	25	4	Nebraska	Elk Grove, Calif.	FA-23
32	Bootle, Dicaprio (IR)	CB	5-10	180	26	1	Nebraska	Miami, Fla.	FA-23
37	Parker, A.J. (PS)	DB	5-11	185	25	2	Kansas State	Bartlesville, Okla.	FA-23
41	Farley, Matthias (PS)	S	5-11	204	31	8	Notre Dame	Charlotte, N.C.	FA-23
42	Franklin Jr., Sam	S	6-3	210	27	4	Temple	Crystal River, Fla.	FA-20
<b>DEFENSIVE LINE (9)</b>									
78	Pevy, Jayden (PS)	DT	6-5	308	24	1	Texas A&M	Bellaire, Texas	FA-23
91	Thurman, Nick	DT	6-4	295	28	2	Houston	Dallas, Texas	FA-23
92	Williams, Raquan (PS)	DE	6-4	305	26	2	Michigan State	Chicago, IL	FA-22
93	Ray, LaBryan	DT	6-4	290	26	1	Alabama	Madison, Ala.	FA-23
94	Anderson, Henry (IR)	DE	6-6	300	32	9	Stanford	Atlanta, Ga.	FA-22
94	Wormley, Chris (PS)	DE	6-5	300	30	6	Michigan	Toledo, Ohio	FA-23
95	Brown, Derrick	DE	6-5	320	25	4	Auburn	Burford, Ga.	D1-20
96	Williams, DeShawn	DE	6-1	292	30	5	Clemson	Central, S.C.	FA-23
99	Tuttle, Shy	DE	6-3	300	28	5	Tennessee	Welcome, N.C.	FA-23
<b>SPECIALISTS (3)</b>									
4	Piñero, Eddy	K	5-11	190	28	4	Florida	Miami, Fla.	FA-22
10	Hekker, Johnny	P	6-5	225	33	12	Oregon State	Bothell, Wash.	UFA-22 LAR
44	Jansen, JJ	LS	6-2	235	37	16	Notre Dame	Phoenix, Ariz.	TR-09 GB

# HOW BUILT

YEAR	DRAFTEES (18)	FREE AGENTS (13)	COLLEGE FREE AGENTS			
			(2)	TRADES/WAIVERS (2)	PRACTICE SQUAD (0)	SUP. DRAFT (0)
2009				LS JJ Jansen (TR-09 GB)		
2017	T Taylor Moton (2)					
2018	CB Donte Jackson (2) OLB Marquis Haynes Sr. (4) TE Ian Thomas (4)					
2019	OLB Brian Burns (1)					
2020	DE Derrick Brown (1) OLB Yetur Gross-Matos (2) S Jeremy Chinn (2b)	TE Stephen Sullivan (FA-20)	S Sam Franklin Jr. (FA-20)			
2021	CB Jaycee Horn (1) WR Terrace Marshall Jr. (2) TE Tommy Tremble (3) RB Chuba Hubbard (4)	LB Frankie Luvu (FA-21)		CB CJ Henderson (TR-21 JAX)		
2022	T Ikem Ekwonu (1) OLB Amaré Barno (6) G Cade Mays (6b)	C Bradley Bozeman (UFA-22 BAL) P Johnny Hekker (UFA-22 LAR) K Eddy Piñeiro (FA-22)				
2023	QB Bryce Young (1) WR Jonathan Mingo (2) S Jammie Robinson (5)	S Vonn Bell (FA-23) WR DJ Chark Jr. (FA-23) CB Shaquill Griffin (WV-23 HOU) LB Kamu Grugier-Hill (FA-23) TE Hayden Hurst (FA-23) T Ricky Lee (FA-23) T David Sharpe (FA-23) WR Mike Strachan (FA-23)	S Alex Cook (WV-23 NYG)			

# TRANSACTIONS

DATE	POS.	NAME	TRANSACTION	DATE	POS.	NAME	TRANSACTION
4-Dec	G	Brett Toth	Released	13-Sep	RB	Spencer Brown	Released from practice squad
2-Dec	OLB	Yetur Gross-Matos	Activated from injured reserve	13-Sep	CB	Stantley Thomas-Oliver	Placed on practice squad injured reserve
2-Dec	DB	Jeremy Chinn	Activated from injured reserve	13-Sep	OL	Brady Christensen	Placed on injured reserve
2-Dec	CB	Jaycee Horn	Activated from injured reserve	12-Sep	CB	Lamar Jackson	Signed to practice squad
1-Dec	CB	David Long Jr.	Released	12-Sep	WR	Dezmon Patmon	Released from practice squad
1-Dec	WR	Michael Strachan	Signed to active roster from practice squad	11-Sep	LB	Deion Jones	Signed to practice squad
30-Nov	CB	Shaquill Griffin	Calmed off waivers	11-Sep	DE	Chris Wormley	Signed to practice squad
30-Nov	WR	Laviska Shenault Jr.	Placed on injured reserve	11-Sep	DL	Taylor Stallworth	Released from practice squad
30-Nov	QB	Jake Luton	Released from practice squad	11-Sep	CB	Dicaprio Bootle	Signed to practice squad
30-Nov	G	Deonte Brown	Signed to practice squad	11-Sep	T	David Sharpe	Signed to active roster from practice squad
29-Nov	G	Chandler Zavala	Placed on injured reserve	8-Sep	LB	Chandler Wooten	Signed to active roster
29-Nov	G	Gabe Jackson	Signed to practice squad	5-Sep	WR	Dezmon Patmon	Signed to practice squad
28-Nov	DT	Rashard Lawrence	Released from practice squad	4-Sep	OLB	Marquis Haynes Sr.	Placed on injured reserve
28-Nov	S	Mathias Farley	Signed to practice squad	1-Sep	RB	Jashaun Corbin	Signed to practice squad
22-Nov	CB	Dicaprio Bootle	Placed on injured reserve	1-Sep	OT	David Sharpe	Signed to practice squad
22-Nov	RB	Austin Corbett	Placed on injured reserve	31-Aug	LB	Chandler Wooten	Signed to practice squad
18-Nov	TE	Ian Thomas	Activated from injured reserve	31-Aug	WR	Derek Wright	Signed to practice squad
15-Nov	TE	Jordan Matthews	Signed to practice squad	31-Aug	TE	Stephen Sullivan	Placed on injured reserve
14-Nov	G	Deonte Brown	Released	30-Aug	OL	Justin McCray	Signed to practice squad
14-Nov	LB	Tae Davis	Signed	30-Aug	OL	Deonte Brown	Signed to practice squad
14-Nov	T	David Sharpe	Signed	30-Aug	OL	J.D. DiRenzo	Signed to practice squad
14-Nov	G	Calvin Throckmorton	Released	30-Aug	RB	Spencer Brown	Signed to practice squad
13-Nov	S	Mathias Farley	Released	30-Aug	DL	Raequan Williams	Signed to practice squad
13-Nov	TE	Jordan Matthews	Released	30-Aug	DL	Taylor Stallworth	Signed to practice squad
13-Nov	OLB	Ekun Leota	Signed to active roster from practice squad	30-Aug	OLB	Ekun Leota	Signed to practice squad
13-Nov	OT	David Sharpe	Signed to practice squad	30-Aug	OLB	Jordan Thomas	Signed to practice squad
10-Nov	DT	Rashard Lawrence	Signed to practice squad	30-Aug	S	Eric Rowe	Signed to practice squad
10-Nov	CB	Mark Milton	Released from practice squad	30-Aug	CB	Stantley Thomas-Oliver	Signed to practice squad
9-Nov	OLB	Marquis Haynes Sr.	Activated from injured reserve	30-Aug	CB	Mark Milton	Signed to practice squad
9-Nov	OT	David Sharpe	Released	30-Aug	CB	D'Shawn Jamison	Claimed off waivers (San Francisco)
7-Nov	LB	Ace Eley	Signed to practice squad	30-Aug	LB	Claudin Chereus	Claimed off waivers (New York Jets)
7-Nov	LB	Luiji Vilain	Placed on injured reserve	30-Aug	G	Calvin Throckmorton	Claimed off waivers (New Orleans)
7-Nov	OLB	Chandler Wooten	Placed on injured reserve	29-Aug	OT	Cameron Erving	Terminated vested veteran
7-Nov	TE	Jordan Matthews	Signed to active roster from practice squad	29-Aug	CB	Greg Mabin	Terminated vested veteran
7-Nov	LB	Blake Martinez	Signed to practice squad	29-Aug	DT	Taylor Stallworth	Terminated vested veteran
6-Nov	RB	Spencer Brown	Signed to practice squad	29-Aug	DE	Henry Anderson	Placed on injured reserve
6-Nov	RB	Tarik Cohen	Placed on practice squad injured reserve	29-Aug	OL	Austin Corbett	Placed on reserve/PUP
4-Nov	S	Mathias Farley	Signed to active roster from practice squad	29-Aug	T	Cameron Erving	Terminated vested veteran
4-Nov	OLB	Justin Houston	Placed on injured reserve	29-Aug	CB	Greg Mabin	Terminated vested veteran
3-Nov	CB	David Long Jr.	Claimed off waivers	29-Aug	DT	Taylor Stallworth	Terminated vested veteran
3-Nov	LB	Claudin Chereus	Placed on injured reserve	29-Aug	RB	Spencer Brown	Waived
2-Nov	CB	Mark Milton	Signed to practice squad	29-Aug	WR	Shi Smith	Waived
25-Oct	TE	Jordan Matthews	Signed to practice squad	29-Aug	WR	Javon Wims	Waived
25-Oct	QB	Jake Luton	Signed to practice squad	29-Aug	WR	Josh Vann	Waived
24-Oct	G	Austin Corbett	Activated from PUP	29-Aug	OL	Justin McCray	Waived
24-Oct	OL	Justin McCray	Released from practice squad	29-Aug	OL	Michael Jordan	Waived
24-Oct	OL	Brett Toth	Signed	29-Aug	OL	Deonte Brown	Waived
24-Oct	OLB	Luiji Vilain	Signed	29-Aug	OL	Sam Tecklenburg	Waived
24-Oct	TE	Giovanni Ricci	Placed on injured reserve	29-Aug	OL	J.D. DiRenzo	Waived
24-Oct	OLB	Yetur Gross-Matos	Placed on injured reserve	29-Aug	DL	Raequan Williams	Waived
24-Oct	DB	Jeremy Chinn	Placed on injured reserve	29-Aug	OLB	Kobe Jones	Waived
17-Oct	S	Alex Cook	Signed	29-Aug	OLB	Ekun Leota	Waived
14-Oct	TE	Ian Thomas	Placed on injured reserve	29-Aug	OLB	Jordan Thomas	Waived
14-Oct	TE	Stephen Sullivan	Activated from injured reserve	29-Aug	LB	Deion Jones	Waived
10-Oct	DT	Jayden Peevy	Signed to practice squad	29-Aug	LB	Brandon Smith	Waived
10-Oct	CB	Dicaprio Bootle	Signed to active roster from practice squad	29-Aug	LB	Ace Eley	Waived
10-Oct	CB	Sam Webb	Waived	29-Aug	S	Eric Rowe	Waived
04-Oct	TE	Stephen Sullivan	Returned from injured reserve	29-Aug	CB	Keith Taylor Jr.	Waived
04-Oct	G	Austin Corbett	Returned to practice (PUP)	29-Aug	CB	Stantley Thomas-Oliver	Waived
30-Sep	WR	Matt Landers	Signed to practice squad	29-Aug	CB	Herb Miller	Waived
22-Sep	CB	Stantley Thomas-Oliver	Released from practice squad injured reserve	29-Aug	CB	Mac McCain	Waived
20-Sep	CB	Robert Rochell	Signed to practice squad	29-Aug	CB	Mark Milton	Waived
20-Sep	QB	Jake Luton	Signed to practice squad	28-Aug	WR	Ihmir Smith-Marsette	Acquired via trade
20-Sep	CB	Mark Milton	Released from practice squad	26-Aug	QB	Jake Luton	Waived
20-Sep	LB	Deion Jones	Signed to active roster from practice squad	26-Aug	RB	Cameron Peoples	Waived
19-Sep	S	Mathias Farley	Signed to practice squad	26-Aug	WR	Gary Jennings	Waived
19-Sep	S	Eric Rowe	Released from practice squad	26-Aug	WR	CJ Saunders	Waived
19-Sep	LB	Shaq Thompson	Placed on injured reserve	26-Aug	T	Lamel Coleman	Waived
19-Sep	CB	Jaycee Horn	Placed on injured reserve	26-Aug	DL	Antwan Jackson	Waived
14-Sep	CB	Sam Webb	Signed	26-Aug	LB	Bumper Pool	Waived
13-Sep	RB	Tarik Cohen	Signed to practice squad	26-Aug	S	Collin Duncan	Waived
13-Sep	WR	Michael Strachan	Signed to practice squad	26-Aug	S	Josh Thomas	Waived

# TRANSACTIONS

DATE	POS.	NAME	TRANSACTION
26-Aug	CB	Rejzohn Wright	Waived
26-Aug	K	Matthew Wright	Waived
22-Aug	CB	Troy Hill	Signed
21-Aug	DL	Marquan McCall	Waived
16-Aug	CB	Collin Duncan	Signed
16-Aug	WR	Damiere Byrd	Placed on injured reserve
8-Aug	K	Matthew Wright	Signed
8-Aug	T	BJ Wilson	Waived
8-Aug	DE	Jalen Redmond	Waived
8-Aug	OLB	Justin Houston	Signed
4-Aug	CB	Mac McCain	Signed
4-Aug	CB	Colby Richardson	Waived
1-Aug	OLB	Arron Mosby	Waived
1-Aug	DT	John Penisini	Waived-Failed Physical
31-Jul	DE	Nick Thurman	Signed
31-Jul	LB	Deion Jones	Signed
31-Jul	DT	LaBryan Ray	Signed
31-Jul	DT	Bravion Roy	Waived
29-Jul	QB	Jake Luton	Signed
28-Jul	RB	Tiyon Evans	Waived
26-Jul	WR	Javon Wims	Signed
26-Jul	WR	Marquez Stevenson	Waived
30-Jun	S	Myles Dorn	Waived
30-Jun	DT	Taylor Stallworth	Signed
15-Jun	S	Josh Thomas	Claimed off waivers
15-Jun	CB	Greg Mabin	Signed
15-Jun	S	Vernon Scott	Waived
12-Jun	DT	Jalen Dalton	Waived
8-Jun	DT	Jalen Dalton	Claimed off waivers
8-Jun	RB	Tiyon Evans	Claimed off waivers
18-May	QB	Jacob Eason	Waived
18-May	WR	Preston Williams	Waived
16-May	S	Nico Bolden	Waived
16-May	LB	Ace Eley	Signed to active roster
16-May	OLB	Jordan Thomas	Signed to active roster
16-May	WR	Marquez Stevenson	Signed to active roster
16-May	DB	Vernon Scott	Signed to active roster
16-May	WR	Gary Jennings	Signed to active roster
16-May	DE	Antwuan Jackson	Signed to active roster
15-May	T	B.J. Wilson	Signed to active roster
12-May	CB	Rejzohn Wright	Signed to active roster
12-May	WR	Josh Vann	Signed to active roster
12-May	RB	Camerun Peoples	Signed to active roster
12-May	ILB	Bumper Pool	Signed to active roster
12-May	S	Nico Bolden	Signed to active roster
12-May	CB	Colby Richardson	Signed to active roster
12-May	OL	J.D DiRenzo	Signed to active roster
12-May	OLB	Eku Leota	Signed to active roster
12-May	G	Nash Jensen	Signed to active roster
12-May	T	Ricky Lee	Signed to active roster
12-May	DL	Jalen Redmond	Signed to active roster
12-May	CB	Mark Milton	Signed to active roster
11-May	OL	Michael Jordan	Signed free agent
10-May	LB	DJ Johnson	Agreed to terms
9-May	T	Cam Erving	Agreed to terms
8-May	G	Chandler Zavala	Agreed to terms
2-May	S	Jammie Robinson	Agreed to terms
14-Apr	WR	Damiere Byrd	Signed unrestricted free agent
12-Apr	DB	Eric Rowe	Signed unrestricted free agent
10-Apr	DT	John Penisini	Signed unrestricted free agent
4-Apr	LB	Kamu Grugier-Hill	Signed unrestricted free agent
30-Mar	WR	DJ Chark	Signed unrestricted free agent
22-Mar	RB	Miles Sanders	Signed unrestricted free agent
21-Mar	WR	Adam Thielen	Signed unrestricted free agent
21-Mar	G	Justin McCray	Signed unrestricted free agent
20-Mar	S	Vonn Bell	Signed unrestricted free agent
17-Mar	DT	DeShawn Williams	Signed unrestricted free agent
17-Mar	QB	Andy Dalton	Signed unrestricted free agent
17-Mar	DT	Shy Tuttle	Signed unrestricted free agent
16-Mar	TE	Hayden Hurst	Signed unrestricted free agent
14-Mar	C	Pat Elflein	Released from active roster
13-Mar	C	Bradley Bozeman	Agreed to terms
13-Mar	S	Sam Franklin	Tendered offer

# GAME-BY-GAME STARTERS

2023 REGULAR SEASON													
OFFENSE													
DATE	OPPONENT	LT	LG	C	RG	RT	TE	TE	WR	WR	WR	QB	RB
9/10	at Atlanta	Item Ekwonu	Brady Christensen	Bradley Bozeman	<u>Chandler Zavala</u>	Taylor Moton	Hayden Hurst	--	Adam Thielen	Terrace Marshall Jr.	<u>Jonathan Mingo</u>	<u> Bryce Young</u>	Miles Sanders
9/18	New Orleans	Item Ekwonu	<u>Chandler Zavala</u>	Bradley Bozeman	Cade Mays	Taylor Moton	Hayden Hurst	Ian Thomas	Adam Thielen	<u>Jonathan Mingo</u>	--	<u> Bryce Young</u>	Miles Sanders
9/24	at Seattle	Item Ekwonu	<u>Chandler Zavala</u>	Bradley Bozeman	Calvin Throckmorton	Taylor Moton	Ian Thomas	Tommy Tremble	Adam Thielen	<u>Jonathan Mingo</u>	--	Audy Dalton	Miles Sanders
10/1	Minnesota	Item Ekwonu	<u>Chandler Zavala</u>	Bradley Bozeman	Calvin Throckmorton	Taylor Moton	Hayden Hurst	--	DJ Chark Jr.	Adam Thielen	Terrace Marshall Jr.	<u> Bryce Young</u>	Miles Sanders
10/8	at Detroit	Item Ekwonu	<u>Chandler Zavala</u>	Bradley Bozeman	Calvin Throckmorton	Taylor Moton	Hayden Hurst	--	DJ Chark Jr.	Adam Thielen	<u>Jonathan Mingo</u>	<u> Bryce Young</u>	Miles Sanders
10/15	at Miami	Item Ekwonu	Cade Mays	Bradley Bozeman	Calvin Throckmorton	Taylor Moton	Hayden Hurst	--	DJ Chark Jr.	Adam Thielen	<u>Jonathan Mingo</u>	<u> Bryce Young</u>	Chuba Hubbard
10/29	Houston	Item Ekwonu	Calvin Throckmorton	Bradley Bozeman	Austin Corbett	Taylor Moton	Hayden Hurst	--	DJ Chark Jr.	Adam Thielen	<u>Jonathan Mingo</u>	<u> Bryce Young</u>	Chuba Hubbard
11/5	Indianapolis	Item Ekwonu	Calvin Throckmorton	Bradley Bozeman	Austin Corbett	Taylor Moton	Hayden Hurst	--	DJ Chark Jr.	Adam Thielen	<u>Jonathan Mingo</u>	<u> Bryce Young</u>	Chuba Hubbard
11/9	at Chicago	Item Ekwonu	Calvin Throckmorton	Bradley Bozeman	Austin Corbett	Taylor Moton	Hayden Hurst	--	Terrace Marshall Jr.	Adam Thielen	<u>Jonathan Mingo</u>	<u> Bryce Young</u>	Chuba Hubbard
11/19	Dallas	Item Ekwonu	<u>Chandler Zavala</u>	Bradley Bozeman	Austin Corbett	Taylor Moton	Tommy Tremble	Ian Thomas	Mike Strachan	Adam Thielen	--	<u> Bryce Young</u>	Chuba Hubbard
11/26	at Tennessee	Item Ekwonu	<u>Chandler Zavala</u>	Bradley Bozeman	Brett Toth	Taylor Moton	Tommy Tremble	Ian Thomas	--	Adam Thielen	<u>Jonathan Mingo</u>	<u> Bryce Young</u>	Chuba Hubbard
12/3	at Tampa Bay	Item Ekwonu	Justin McCray	Bradley Bozeman	<u>Nash Jensen</u>	Taylor Moton	Ian Thomas	--	DJ Chark Jr.	Adam Thielen	<u>Jonathan Mingo</u>	<u> Bryce Young</u>	Chuba Hubbard
12/10	at New Orleans	--	--	--	--	--	--	--	--	--	--	--	--
12/17	Atlanta	--	--	--	--	--	--	--	--	--	--	--	--
12/24	Green Bay	--	--	--	--	--	--	--	--	--	--	--	--
12/31	at Jacksonville	--	--	--	--	--	--	--	--	--	--	--	--
1/7	Tampa Bay	--	--	--	--	--	--	--	--	--	--	--	--

2023 REGULAR SEASON													
DEFENSE													
DATE	OPPONENT	DT	DE	OLB	OLB	LB	LB	CB	CB	S	S	NCS	DE
9/10	at Atlanta	Shy Tuttle	Derrick Brown	Brian Burns	Justin Houston	Frankie Luvu	Shaq Thompson	Donte Jackson	Jaycee Horn	Xavier Woods	Vonn Bell	Jeremy Chinn	--
9/18	New Orleans	Shy Tuttle	Derrick Brown	Justin Houston	Brian Burns	Frankie Luvu	Shaq Thompson	Donte Jackson	CJ Henderson	Xavier Woods	Vonn Bell	Jeremy Chinn	--
9/24	at Seattle	Shy Tuttle	Derrick Brown	Justin Houston	Brian Burns	Frankie Luvu	Deion Jones	Donte Jackson	CJ Henderson	Xavier Woods	Vonn Bell	Jeremy Chinn	--
10/1	Minnesota	Shy Tuttle	Derrick Brown	Justin Houston	Brian Burns	Frankie Luvu	--	Donte Jackson	CJ Henderson	Sam Franklin Jr.	Vonn Bell	Jeremy Chinn	DeShawn Williams
10/8	at Detroit	Shy Tuttle	Derrick Brown	Justin Houston	Brian Burns	Frankie Luvu	Kamu Grugier-Hill	CJ Henderson	<u>D'Shawn Jamison</u>	Sam Franklin Jr.	Vonn Bell	Jeremy Chinn	--
10/15	at Miami	Shy Tuttle	Derrick Brown	Justin Houston	Brian Burns	Frankie Luvu	--	CJ Henderson	Donte Jackson	Sam Franklin Jr.	Matthews Farley	Jeremy Chinn	DeShawn Williams
10/29	Houston	Shy Tuttle	Derrick Brown	Justin Houston	Brian Burns	Frankie Luvu	Deion Jones	CJ Henderson	Donte Jackson	Xavier Woods	Sam Franklin Jr.	Troy Hill	--
11/5	Indianapolis	Shy Tuttle	Derrick Brown	<u>D.J. Johnson</u>	Brian Burns	Frankie Luvu	--	CJ Henderson	Donte Jackson	Xavier Woods	<u>Alex Cook</u>	<u>Jammie Robinson</u>	DeShawn Williams
11/9	at Chicago	Shy Tuttle	Derrick Brown	<u>D.J. Johnson</u>	Amaré Barno	Frankie Luvu	--	Dicaprio Bootle	Donte Jackson	Xavier Woods	Vonn Bell	<u>Jammie Robinson</u>	DeShawn Williams
11/19	Dallas	Shy Tuttle	Derrick Brown	<u>D.J. Johnson</u>	Brian Burns	Frankie Luvu	--	Dicaprio Bootle	Donte Jackson	Xavier Woods	Vonn Bell	Troy Hill	DeShawn Williams
11/26	at Tennessee	Shy Tuttle	Derrick Brown	Marquis Hayes Sr.	Brian Burns	Frankie Luvu	Kamu Grugier-Hill	David Long Jr.	Donte Jackson	Xavier Woods	Vonn Bell	--	DeShawn Williams
12/3	at Tampa Bay	Shy Tuttle	Derrick Brown	Yetur Gross-Matos	Brian Burns	Frankie Luvu	Deion Jones	Donte Jackson	Jaycee Horn	Xavier Woods	<u>Alex Cook</u>	Troy Hill	--
12/10	at New Orleans	--	--	--	--	--	--	--	--	--	--	--	--
12/17	Atlanta	--	--	--	--	--	--	--	--	--	--	--	--
12/24	Green Bay	--	--	--	--	--	--	--	--	--	--	--	--
12/31	at Jacksonville	--	--	--	--	--	--	--	--	--	--	--	--
1/7	Tampa Bay	--	--	--	--	--	--	--	--	--	--	--	--

Rookies underlined.







# 2023 DEFENSIVE STATS

## 2023 REGULAR SEASON CAROLINA PANTHERS DEFENSIVE STATS (THROUGH WEEK 13)

POS	PLAYER	TOTAL	TKL.	AST.	TFL	SACKS	PRES	FR	FF	INT.	PD
LB	F. Luvu	90	51	39	8	3.5	5	0	0	0	5
DE	D. Brown	64	37	27	6	1.0	11	0	0	0	3
S	V. Bell	47	30	17	0	0.0	1	0	0	1	2
CB	D. Jackson	43	37	6	2	0.0	0	0	1	0	4
LB	K. Grugier-Hill	40	24	16	2	1.0	1	0	0	1	2
S	X. Woods	39	21	18	0	0.0	0	1	0	1	4
CB	C. Henderson	36	30	6	3	1.0	1	0	0	0	2
CB	T. Hill	36	21	15	2	0.0	0	0	0	1	5
OLB	B. Burns	33	21	12	12	6.0	15	0	1	0	1
DE	S. Tuttle	28	11	17	0	0.5	1	0	0	0	5
DE	D. Williams	24	11	13	2	1.0	6	0	0	0	1
S	S. Franklin Jr.	23	14	9	0	0.0	0	0	0	1	3
S	J. Chinn	22	14	8	2	1.0	1	0	0	0	1
LB	D. Jones	21	13	8	2	0.0	0	0	0	1	4
OLB	Y. Gross-Matos	18	9	9	3	2.5	5	0	0	0	0
OLB	A. Barno	17	11	6	1	0.0	0	0	0	0	0
DT	N. Thurman	15	7	8	1	0.0	0	0	0	0	0
OLB	D. Johnson	12	4	8	1	0.0	0	0	0	0	1
DT	L. Ray	12	4	8	0	0.0	0	0	0	0	0
CB	D. Bootle	11	11	0	0	0.0	0	0	0	0	2
S	J. Robinson	11	7	4	0	0.0	0	0	0	0	0
OLB	M. Haynes Sr.	9	7	2	3	1.0	2	0	0	0	0
S	A. Cook	9	5	4	1	0.0	0	0	0	0	0
OLB	J. Houston	9	5	4	2	0.5	3	0	0	0	1
LB	S. Thompson	8	6	2	0	0.0	0	0	0	0	0
CB	D. Long Jr.	7	5	2	0	0.0	0	0	0	0	0
CB	J. Horn	6	4	2	0	0.0	0	0	0	0	1
S	M. Farley	5	4	1	0	0.0	0	0	0	0	0
DB	D. Jamison	5	3	2	0	0.0	0	0	0	0	1
LB	C. Wooten	5	0	5	0	0.0	0	0	0	0	0
OLB	E. Leota	3	2	1	0	0.0	1	0	0	0	0
DE	C. Wormley	1	0	1	0	0.0	0	0	0	0	0
<b>PANTHERS TOTALS</b>		<b>709</b>	<b>429</b>	<b>280</b>	<b>53</b>	<b>19.0</b>	<b>53</b>	<b>1</b>	<b>2</b>	<b>6</b>	<b>48</b>
<b>OPP. TOTALS</b>		<b>775</b>	<b>474</b>	<b>301</b>	<b>67</b>	<b>45.0</b>	<b>93</b>	<b>6</b>	<b>10</b>	<b>9</b>	<b>46</b>

Ass.=Assist, TFL=Tackle for a Loss, Int.=Interception, FR=Fumble Recovery, FF=Forced Fumble, PD=Pass Defense

### 2023 PANTHERS SPECIAL TEAMS

POS.	PLAYER	TKL.	AST.	COMB.
S	S. Franklin Jr.	4	1	5
S	M. Farley	4	0	4
S	J. Robinson	3	1	4
CB	D. Bootle	3	0	3
TE	T. Tremble	2	1	3
LB	C. Wooten	2	1	3
OLB	A. Barno	1	2	3
DB	D. Jamison	1	2	3
LB	K. Grugier-Hill	2	0	2
OLB	D. Johnson	2	0	2
TE	G. Ricci	2	0	2
WR	I. Smith-Marssette	1	1	2
LB	T. Davis	0	2	2
S	J. Chinn	1	0	1
LS	J. Jansen	1	0	1
TE	S. Sullivan	1	0	1
TE	I. Thomas	1	0	1
OLB	E. Leota	0	1	1
WR	L. Shenault Jr.	0	1	1
<b>TOTALS</b>		<b>31</b>	<b>13</b>	<b>44</b>

### DEFENSIVE STATS BY RANK

SACKS		INTERCEPTIONS		TACKLES FOR LOSS		PASSES DEFENSED		PRES	
PLAYER	NO.	PLAYER	NO.	PLAYER	NO.	PLAYER	NO.	PLAYER	NO.
B. Burns	6.0	V. Bell	1	B. Burns	12	T. Hill	5	B. Burns	15
F. Luvu	3.5	S. Franklin Jr.	1	F. Luvu	8	F. Luvu	5	D. Brown	11
Y. Gross-Matos	2.5	K. Grugier-Hill	1	D. Brown	6	S. Tuttle	5	D. Williams	6
D. Brown	1.0	T. Hill	1	Y. Gross-Matos	3	D. Jackson	4	Y. Gross-Matos	5
J. Chinn	1.0	D. Jones	1	M. Haynes Sr.	3	D. Jones	4	F. Luvu	5
K. Grugier-Hill	1.0	X. Woods	1	C. Henderson	3	X. Woods	4	J. Houston	2
M. Haynes Sr.	1.0			J. Chinn	2	D. Brown	3	M. Haynes Sr.	2
C. Henderson	1.0			K. Grugier-Hill	2	S. Franklin Jr.	3	V. Bell	1
D. Williams	1.0			T. Hill	2	V. Bell	2	J. Chinn	1
J. Houston	0.5			J. Houston	2	D. Bootle	2	K. Grugier-Hill	1
S. Tuttle	0.5			D. Jackson	2	K. Grugier-Hill	2	C. Henderson	1
				D. Jones	2	C. Henderson	2	E. Leota	1
				D. Williams	2	B. Burns	1	S. Tuttle	1
				A. Barno	1	J. Chinn	1		
				A. Cook	1	J. Horn	1		
				D. Johnson	1	J. Houston	1		
				N. Thurman	1	D. Jamison	1		
						D. Johnson	1		
						D. Williams	1		

# GAME-BY-GAME OFFENSE

## 2023 REGULAR SEASON PANTHERS GAME-BY-GAME OFFENSE

	09/10	09/18	09/24	10/01	10/08	10/15	10/29	11/05	11/09	11/19	11/26	12/03	12/10	12/17	12/24	12/31	01/07	
	@		@		@	@			@		@	@	@			@		
	ATL	NO	SEA	MIN	DET	MIA	HOU	IND	CHI	DAL	TEN	TB	NO	ATL	GB	JAX	TB	Totals
<b>FIRST DOWNS</b>																		
Total	20	14	23	20	26	21	20	17	12	13	19	15						220
Rushing	9	4	3	7	7	6	3	10	4	6	8	7						74
Passing	9	8	17	11	15	13	11	7	6	7	7	7						118
Penalty	2	2	3	2	4	2	6	0	2	0	4	1						28
<b>THIRD DOWNS</b>																		
Attempts	14	14	19	14	10	14	14	16	15	15	16	15						176
Converted	5	4	10	5	5	5	5	7	3	5	6	3						63
Percentage	35.7	28.6	52.6	35.7	50.0	35.7	35.7	43.8	20.0	33.3	37.5	20.0						35.8
<b>FOURTH DOWNS</b>																		
Attempts	2	1	1	3	1	4	2	3	3	3	3	3						29
Converted	0	1	0	2	1	0	1	2	3	3	2	1						16
Percentage	0.0	100.0	0.0	66.7	100.0	0.0	50.0	66.7	100.0	100.0	66.7	33.3						55.2
<b>TOT. OFFENSE</b>																		
Net Yards	281	239	378	232	342	296	224	275	213	187	258	282						3,207
Plays	72	56	75	68	65	68	61	71	57	59	67	69						788
Avg./Play	3.9	4.3	5.0	3.4	5.3	4.4	3.7	3.9	3.7	3.2	3.9	4.1						4.1
<b>RUSHING</b>																		
Net Yards	154	100	44	83	99	108	44	138	43	110	96	133						1,152
Rush. Att.	32	19	14	31	23	25	24	28	16	23	32	34						301
Avg./Att.	4.8	5.3	3.1	2.7	4.3	4.3	1.8	4.9	2.7	4.8	3.0	3.9						3.8
<b>PASSING</b>																		
Net Yards	127	139	334	149	243	188	180	137	170	77	162	149						2,055
Attempts	38	33	58	32	41	39	31	39	38	29	31	31						440
Completions	20	22	34	25	25	24	22	24	21	16	18	15						266
Intercepted	2	0	0	0	2	0	0	3	0	1	0	1						9
Gross Yards	146	153	361	204	247	224	235	173	185	123	194	178						2,423
Sacked	2.0	4.0	3.0	5.0	1.0	4.0	6.0	4.0	3.0	7.0	4.0	4.0						47.0
Yards Lost	19	14	27	55	4	36	55	36	15	46	32	29						368
<b>ADVANCES</b>																		
Rushes	32	19	14	31	23	25	24	28	16	23	32	34						301
Completions	20	22	34	25	25	24	22	24	21	16	18	15						266
Totals	52	41	48	56	48	49	46	52	37	39	50	49						567
Total Drives	12	11	12	9	10	11	10	12	9	10	10	13						129
<b>PENALTIES</b>																		
Number	9	6	13	6	7	3	3	10	5	8	4	7						81
Yards	66	35	82	80	45	11	20	81	45	90	35	62						652
<b>FUMBLES</b>																		
Number	2	1	0	2	1	1	0	1	1	2	1	2						14
Lost	1	1	0	1	1	0	0	0	0	1	1	0						6
<b>PUNTING</b>																		
Yards	266	239	246	229	114	189	203	174	272	242	282	367						2,823
Punts	5	5	5	5	3	4	4	4	6	5	6	8						60
Net Avg.	52.4	44.6	41.0	40.0	38.0	47.3	44.5	40.8	43.3	44.4	41.0	43.3						43.5
Gross Avg.	53.2	47.8	49.2	45.8	38.0	47.3	50.8	43.5	45.3	48.4	47.0	45.9						47.1
<b>SCORING</b>																		
Points	10	17	27	13	24	21	15	13	13	10	10	18						191
Q1	0	3	3	7	0	14	0	0	7	0	0	0						34
Q2	7	0	10	6	10	0	6	3	3	3	3	3						54
Q3	3	3	0	0	0	0	6	7	0	7	7	7						40
Q4	0	11	14	0	14	7	3	3	3	0	0	8						63
OT	0	0	0	0	0	0	0	0	0	0	0	0						0
TD Rushing	0	0	1	0	0	1	0	0	0	0	1	2						5
TD Passing	1	1	2	0	3	1	1	1	0	1	0	0						11
TD KO Returns	0	0	0	0	0	0	0	0	0	0	0	0						0
TD Punt Returns	0	0	0	0	0	0	0	0	1	0	0	0						1
TD Sp. Teams	0	0	0	0	0	0	0	0	0	0	0	0						0
TD Def. Returns	0	0	0	1	0	1	0	0	0	0	0	0						2
FG Attempts	1	3	3	2	1	1	3	2	3	1	1	1						22
FG Made	1	3	2	2	1	0	3	2	2	1	1	1						19
Safety	0	0	0	0	0	0	0	0	0	0	0	0						0
2-Pt Attempts	0	1	0	0	0	0	0	0	0	0	0	1						2
2-Pt Made	0	1	0	0	0	0	0	0	0	0	0	1						2
Time of Possession	34:41	27:11	29:32	38:29	28:45	30:44	30:29	31:09	26:29	28:39	33:49	33:42						373:39

# GAME-BY-GAME DEFENSE

## 2023 REGULAR SEASON PANTHERS GAME-BY-GAME DEFENSE

	09/10 @ ATL	09/18 NO	09/24 @ SEA	10/01 MIN	10/08 @ DET	10/15 @ MIA	10/29 HOU	11/05 IND	11/09 @ CHI	11/19 DAL	11/26 @ TEN	12/03 @ TB	12/10 @ NO	12/17 ATL	12/24 GB	12/31 @ JAX	01/07 TB	Totals
<b>FIRST DOWNS</b>																		
Total	13	23	27	14	23	23	16	17	21	23	15	15						230
Rushing	7	10	10	4	11	8	6	5	10	7	6	6						90
Passing	6	11	14	9	11	14	10	7	10	11	9	7						119
Penalty	0	2	3	1	1	1	0	5	1	5	0	2						21
<b>THIRD DOWNS</b>																		
Attempts	10	16	13	8	10	13	12	13	15	16	11	15						152
Converted	2	7	3	1	4	7	5	4	6	7	2	6						54
Percentage	20.0	43.8	23.1	12.5	40.0	53.8	41.7	30.8	40.0	43.8	18.2	40.0						35.5
<b>FOURTH DOWNS</b>																		
Attempts	0	0	1	2	2	0	1	0	1	0	1	0						8
Converted	0	0	1	1	1	0	1	0	1	0	1	0						6
Percentage	0	0	100.0	50.0	50.0	0	100.0	0	100.0	0	100.0	0						75.0
<b>TOT. OFFENSE</b>																		
Net Yards	221	341	425	265	377	424	229	198	295	311	264	322						3,672
Plays	48	74	71	44	60	65	56	57	70	68	53	58						724
Avg./Play	4.6	4.6	6.0	6.0	6.3	6.5	4.1	3.5	4.2	4.6	5.0	5.6						5.1
<b>RUSHING</b>																		
Net Yards	130	134	146	135	159	162	110	78	133	107	80	128						1,502
Rush. Att.	26	33	33	23	30	33	30	30	37	27	24	28						354
Avg./Att.	5.0	4.1	4.4	5.9	5.3	4.9	3.7	2.6	3.6	4.0	3.3	4.6						4.2
<b>PASSING</b>																		
Net Yards	91	207	279	130	218	262	119	120	162	204	184	194						2,170
Attempts	18	37	36	19	28	32	24	26	33	41	28	29						351
Completions	15	22	23	12	20	21	16	17	20	27	18	14						225
Intercepted	0	1	1	2	0	1	0	0	0	0	0	1						6
Gross Yards	115	236	296	139	236	262	140	127	162	204	185	202						2,304
Sacked	4.0	4.0	2.0	2.0	2.0	0.0	2.0	1.0	0.0	0.0	1.0	1.0						19.0
Yards Lost	24	29	17	9	18	0	21	7	0	0	1	8						134
<b>ADVANCES</b>																		
Rushes	26	33	33	23	30	33	30	30	37	27	24	28						354
Completions	15	22	23	12	20	21	16	17	20	27	18	14						225
Totals	41	55	56	35	50	54	46	47	57	54	42	42						579
Total Drives	13	11	13	9	11	12	9	9	11	9	11	13						131
<b>PENALTIES</b>																		
Number	6	3	8	7	5	3	10	5	7	5	8	5						72
Yards	43	32	82	37	35	25	70	25	44	45	53	36						527
<b>FUMBLES</b>																		
Number	1	0	0	1	0	1	1	1	0	0	0	0						5
Lost	0	0	0	0	0	0	1	1	0	0	0	0						2
<b>PUNTING</b>																		
Yards	337	210	93	216	88	194	287	241	280	176	376	369						2,867
Punts	7	5	2	4	2	4	6	5	6	3	7	8						59
Net Avg.	46.1	35.0	48.0	45.3	42.5	43.3	45.8	41.8	30.2	47.3	46.7	39.9						42.1
Gross Avg.	48.1	42.0	46.5	54.0	44.0	48.5	47.8	48.2	46.7	58.7	53.7	46.1						48.6
<b>SCORING</b>																		
Points	24	20	37	21	42	42	13	27	16	33	17	21						313
Q1	0	3	3	0	14	0	0	0	3	7	7	7						44
Q2	7	3	9	7	14	21	7	20	6	10	10	0						114
Q3	3	7	10	14	0	7	6	0	7	0	0	7						61
Q4	14	7	15	0	14	14	0	7	0	16	0	7						94
OT	0	0	0	0	0	0	0	0	0	0	0	0						0
TD Rushing	2	2	2	0	3	3	2	0	1	1	2	2						20
TD Passing	1	0	1	2	3	3	0	1	0	2	0	1						14
TD KO Returns	0	0	0	0	0	0	0	0	0	0	0	0						0
TD Punt Returns	0	0	0	0	0	0	0	0	0	0	0	0						0
TD Sp. Teams	0	0	0	0	0	0	0	0	0	0	0	0						0
TD Def. Returns	0	0	0	1	0	0	0	2	0	1	0	0						4
FG Attempts	1	2	5	0	0	0	0	2	3	2	1	0						16
FG Made	1	2	5	0	0	0	0	2	3	2	1	0						16
Safety	0	0	0	0	0	0	0	0	0	0	0	0						0
2-Pt Attempts	0	0	1	0	0	0	1	0	0	0	0	0						2
2-Pt Made	0	0	1	0	0	0	0	0	0	0	0	0						1
Time of Possession	25:19	32:49	30:28	21:31	31:15	29:16	29:31	28:51	33:31	31:21	26:11	26:18						346:21

# SCORING BREAKDOWN & TURNOVER SUMMARY

(AS OF DEC 5, 2023, 3:06 AM PST)

2023 : REGULAR SEASON

DATE	OPPONENT	W/L/T	PANTHERS							OPPONENTS							POINT DIFF	OVERALL RECORD
			1ST	2ND	3RD	4TH	OT	TOTAL	1ST	2ND	3RD	4TH	OT	TOTAL				
09/10	at Atlanta	L	0	7	3	0	--	10	0	7	3	14	--	24	-14	0-1		
09/18	New Orleans	L	3	0	3	11	--	17	3	3	7	7	--	20	-3	0-2		
09/24	at Seattle	L	3	10	0	14	--	27	3	9	10	15	--	37	-10	0-3		
10/01	Minnesota	L	7	6	0	0	--	13	0	7	14	0	--	21	-8	0-4		
10/08	at Detroit	L	0	10	0	14	--	24	14	14	0	14	--	42	-18	0-5		
10/15	at Miami	L	14	0	0	7	--	21	0	21	7	14	--	42	-21	0-6		
10/29	Houston	W	0	6	6	3	--	15	0	7	6	0	--	13	+2	1-6		
11/05	Indianapolis	L	0	3	7	3	--	13	0	20	0	7	--	27	-14	1-7		
11/09	at Chicago	L	7	3	0	3	--	13	3	6	7	0	--	16	-3	1-8		
11/19	Dallas	L	0	3	7	0	--	10	7	10	0	16	--	33	-23	1-9		
11/26	at Tennessee	L	0	3	7	0	--	10	7	10	0	0	--	17	-7	1-10		
12/03	at Tampa Bay	L	0	3	7	8	--	18	7	0	7	7	--	21	-3	1-11		
	<b>2023 TOTALS</b>	<b>1-11</b>	<b>34</b>	<b>54</b>	<b>40</b>	<b>63</b>	<b>--</b>	<b>191</b>	<b>44</b>	<b>114</b>	<b>61</b>	<b>94</b>	<b>--</b>	<b>313</b>	<b>-122</b>	<b>1-11</b>		
	<b>AVG/GAME</b>		<b>2.8</b>	<b>4.5</b>	<b>3.3</b>	<b>5.3</b>	<b>--</b>	<b>15.9</b>	<b>3.7</b>	<b>9.5</b>	<b>5.1</b>	<b>7.8</b>	<b>--</b>	<b>26.1</b>	<b>-10.2</b>			

DATE	OPPONENT	CAR +/- RATIO	CAR TAKES	POINTS OFF TAKES	CAR GIVES	POINTS OFF GIVES	POINTS OFF TO RATIO
09/10	at Atlanta	-3	0 (0 FUM, 0 INT)	0	3 (1 FUM, 2 INT)	17	-17
09/18	New Orleans	0	1 (0 FUM, 1 INT)	0	1 (1 FUM, 0 INT)	0	0
09/24	at Seattle	+1	1 (0 FUM, 1 INT)	3	0 (0 FUM, 0 INT)	0	+3
10/01	Minnesota	+1	2 (0 FUM, 2 INT)	10	1 (1 FUM, 0 INT)	7	+3
10/08	at Detroit	-3	0 (0 FUM, 0 INT)	0	3 (1 FUM, 2 INT)	21	-21
10/15	at Miami	+1	1 (0 FUM, 1 INT)	7	0 (0 FUM, 0 INT)	0	+7
10/29	Houston	+1	1 (1 FUM, 0 INT)	3	0 (0 FUM, 0 INT)	0	+3
11/05	Indianapolis	-2	1 (1 FUM, 0 INT)	0	3 (0 FUM, 3 INT)	13	-13
11/09	at Chicago	0	0 (0 FUM, 0 INT)	0	0 (0 FUM, 0 INT)	0	0
11/19	Dallas	-2	0 (0 FUM, 0 INT)	0	2 (1 FUM, 1 INT)	9	-9
11/26	at Tennessee	-1	0 (0 FUM, 0 INT)	0	1 (1 FUM, 0 INT)	7	-7
12/03	at Tampa Bay	0	1 (0 FUM, 1 INT)	0	1 (0 FUM, 1 INT)	0	0
12/10		--	--	--	--	--	--
TBD		--	--	--	--	--	--
12/24		--	--	--	--	--	--
12/31		--	--	--	--	--	--
TBD		--	--	--	--	--	--
<b>TOTALS</b>		<b>-7</b>	<b>8 (2 FUM, 6 INT)</b>	<b>23</b>	<b>15 (6 FUM, 9 INT)</b>	<b>74</b>	<b>-51</b>

# SCORING DRIVES

## PANTHERS 2023 REGULAR SEASON SCORING DRIVES

DATE	OPPONENT	ACQUIRED	DRIVE START	PLAYS	YARDS	Q-TIME	FIRST DOWNS	SCORING PLAY	CAR	OPP
09/10	at Atlanta	Punt	CAR 25	12	75	Q2-7:18	6	H. Hurst: 4-yard pass from B. Young	7	7
		Kickoff	CAR 25	9	50	Q3-1:14	3	E. Piñeiro: 43-yard FG	10	7
09/18	New Orleans	Punt	CAR 35	9	31	Q1-4:53	2	E. Piñeiro: 52-yard FG	3	0
		Punt	NO 41	4	5	Q3-3:15	0	E. Piñeiro: 54-yard FG	6	6
		Punt	CAR 20	11	62	Q4-7:17	3	E. Piñeiro: 36-yard FG	9	13
		Kickoff	CAR 25	11	75	Q4-1:58	5	A. Thielen: 3-yard pass from B. Young	17	20
09/24	at Seattle	Punt	CAR 21	11	50	Q1-3:58	3	E. Piñeiro: 47-yard FG	3	0
		Kickoff	CAR 25	8	75	Q2-5:13	3	D. Chark Jr.: 47-yard pass from A. Dalton	10	9
		Interception	SEA 28	4	2	Q2-1:37	0	E. Piñeiro: 44-yard FG	13	9
		Kickoff	CAR 25	9	75	Q3-3:57	4	Q4: M. Sanders: 1-yard run	20	22
		Kickoff	CAR 25	11	75	Q4-2:37	6	A. Thielen: 15-yard pass from A. Dalton	27	37
10/01	Minnesota	Punt	CAR 31	15	61	Q1-8:26	5	Q2: E. Piñeiro: 26-yard FG	10	0
		Interception	CAR 44	4	18	Q2-0:34	1	E. Piñeiro: 56-yard FG	13	7
10/08	at Detroit	Kickoff	CAR 25	14	75	Q1-7:05	7	Q2: T. Tremble: 1-yard pass from B. Young	7	14
		Kickoff	CAR 32	9	53	Q2-3:15	3	E. Piñeiro: 33-yard FG	10	28
		Kickoff	CAR 25	7	75	Q4-3:06	5	D. Chark Jr.: 18-yard pass from B. Young	17	35
		Kickoff	CAR 25	13	75	Q4-5:32	6	A. Thielen: 1-yard pass from B. Young	24	42
10/15	at Miami	Punt	CAR 36	7	64	Q1-3:47	4	C. Hubbard: 6-yard run	7	0
		Punt	CAR 26	10	74	Q1-5:21	6	A. Thielen: 8-yard pass from B. Young	14	0
10/29	Houston	Punt	CAR 40	9	60	Q2-3:18	5	T. Tremble: 1-yard pass from B. Young	6	7
		Kickoff	CAR 23	9	49	Q3-4:14	2	E. Piñeiro: 46-yard FG	9	7
		Fumble	HOU 27	4	8	Q3-1:57	0	E. Piñeiro: 37-yard FG	12	7
		Punt	CAR 9	15	86	Q4-6:17	8	E. Piñeiro: 23-yard FG	15	13
11/05	Indianapolis	Kickoff	CAR 44	9	39	Q2-4:09	2	E. Piñeiro: 35-yard FG	3	10
		Punt	CAR 23	15	77	Q3-7:55	6	D. Chark Jr.: 5-yard pass from B. Young	10	20
		Kickoff	CAR 25	14	44	Q4-5:31	3	E. Piñeiro: 49-yard FG	13	27
11/09	at Chicago	Kickoff	CAR 25	8	60	Q1-3:56	2	Q2: E. Piñeiro: 33-yard FG	10	3
		Punt	CHI 40	8	20	Q3-4:42	1	Q4: E. Piñeiro: 39-yard FG	13	16
11/19	Dallas	Punt	CAR 26	10	50	Q2-4:54	3	E. Piñeiro: 42-yard FG	3	10
		Punt	CAR 30	17	70	Q3-8:58	5	T. Tremble: 4-yard pass from B. Young	10	17
11/26	at Tennessee	Kickoff	CAR 21	14	47	Q1-6:43	4	Q2: E. Piñeiro: 50-yard FG	3	7
		Kickoff	CAR 33	11	67	Q3-6:54	5	C. Hubbard: 5-yard run	10	17
12/03	at Tampa Bay	Kickoff	CAR 25	14	70	Q1-7:38	5	Q2: E. Piñeiro: 23-yard FG	3	7
		Punt	CAR 35	7	65	Q3-3:36	3	C. Hubbard: 1-yard run	10	7
		Kickoff	CAR 25	11	75	Q4-6:34	4	C. Hubbard: 1-yard run	18	21
12/10	--	--	--	--	--	--	--	--	--	
12/17	--	--	--	--	--	--	--	--	--	
12/24	--	--	--	--	--	--	--	--	--	
12/31	--	--	--	--	--	--	--	--	--	
01/07	--	--	--	--	--	--	--	--	--	
<b>AVG</b>			<b>10.1</b>	<b>55.9</b>	<b>4:49</b>	<b>3.7</b>				
<b>TOTALS</b>			<b>353</b>	<b>1,957</b>	<b>168:57</b>	<b>130</b>				

# BIG PASS PLAYS (20+ YARDS)

2023 REGULAR SEASON - BIG PASS PLAYS (20+ YARDS)												
DATE	OPPONENT	QTR	PANTHERS PLAYER	YDS.	DOWN	RESULT	QTR	OPP. PLAYER	YDS.	DOWN	RESULT	
09/10	at Atlanta		NONE				4	Desmond Ridder -> Kyle Pitts	34	2-7-CAR 41	Touchdown	
09/18	New Orleans	4	Bryce Young -> Jonathan Mingo	22	1-10-NO 25	Touchdown	3	Derek Carr -> Chris Olave	42	3-7-NO 28	Touchdown	
							3	Derek Carr -> Chris Olave	21	2-10-NO 18	Punt	
							4	Derek Carr -> Rashid Shaheed	45	2-11-NO 20	Touchdown	
09/24	at Seattle	1	Andy Dalton -> Adam Thielen	23	3-6-CAR 25	Field Goal	1	Geno Smith -> DK Metcalf	30	1-10-SEA 42	Field Goal	
		2	<b>Andy Dalton -&gt; DJ Chark Jr.</b>	<b>47T</b>	3-10-SEA 47	Touchdown	2	Geno Smith -> DK Metcalf	34	1-10-CAR 49	Field Goal	
		3	Andy Dalton -> DJ Chark Jr.	28	1-10-CAR 36	Missed FG	2	Geno Smith -> DK Metcalf	22	2-10-CAR 41	Field Goal	
		3	Andy Dalton -> Adam Thielen	23	3-3-CAR 46	Touchdown	3	Geno Smith -> Kenneth Walker III	36	1-21-SEA 48	Touchdown	
		3	Andy Dalton -> Adam Thielen	25	3-5-SEA 26	Touchdown						
10/01	Minnesota	1	Bryce Young -> Adam Thielen	22	1-10-MIN 41	Field Goal	2	Kirk Cousins -> Justin Jefferson	22	1-10-CAR 35	Touchdown	
							3	<b>Kirk Cousins -&gt; Justin Jefferson</b>	<b>30T</b>	2-1-CAR 30	Touchdown	
10/08	at Detroit	2	Bryce Young -> Adam Thielen	30	1-10-CAR 46	Field Goal	1	Jared Goff -> Kalif Raymond	23	1-10-DET 19	Touchdown	
		4	Bryce Young -> Ian Thomas	28	1-10-CAR 36	Touchdown	2	Jared Goff -> Josh Reynolds	27	2-10-DET 30	Downs	
							2	<b>Jared Goff -&gt; Sam LaPorta</b>	<b>31T</b>	1-10-CAR 31	Touchdown	
							3	Jared Goff -> Josh Reynolds	21	1-10-DET 49	Touchdown	
							4	Jared Goff -> Josh Reynolds	27	2-10-DET 25	Touchdown	
10/15	at Miami	1	Bryce Young -> Adam Thielen	27	1-10-CAR 36	Touchdown	1	Tua Tagovailoa -> Tyreek Hill	27	1-10-MIA 25	Touchdown	
		1	Bryce Young -> Tommy Tremble	21	1-10-CAR 26	Touchdown	2	<b>Tua Tagovailoa -&gt; Tyreek Hill</b>	<b>41T</b>	3-6-CAR 41	Touchdown	
		3	Bryce Young -> DJ Chark Jr.	24	3-2-CAR 33	Downs	3	Tua Tagovailoa -> Tyreek Hill	47	2-5-MIA 27	Touchdown	
							3	Tua Tagovailoa -> Tyreek Hill	24	2-3-MIA 31	Touchdown	
10/29	Houston	2	Bryce Young -> Adam Thielen	31	2-8-HOU 36	Downs	2	C.J. Stroud -> Noah Brown	22	3-10-CAR 24	Touchdown	
		2	Bryce Young -> DJ Chark Jr.	20	1-10-HOU 38	Touchdown	3	C.J. Stroud -> Noah Brown	31	1-10-CAR 49	Touchdown	
		3	Bryce Young -> Jonathan Mingo	40	2-14-CAR 30	Field Goal						
11/05	Indianapolis	4	Bryce Young -> Hayden Hurst	48	3-11-CAR 16	Interception		NONE				
11/09	at Chicago	1	Bryce Young -> Mike Strachan	45	2-6-CAR 29	Field Goal		NONE				
11/19	Dallas	2	Bryce Young -> Stephen Sullivan	20	3-6-DAL 47	Field Goal	2	Dak Prescott -> Brandin Cooks	22	1-10-DAL 30	Field Goal	
							3	Dak Prescott -> Jake Ferguson	24	3-5-DAL 40	Touchdown	
11/26	at Tennessee	1	Bryce Young -> Jonathan Mingo	22	1-10-CAR 20	Punt	1	Will Levis -> Chig Okonkwo	25	1-10-CAR 26	Touchdown	
		3	Bryce Young -> Chuba Hubbard	25	1-10-TEN 38	Touchdown	4	Will Levis -> Chris Moore	22	1-10-TEN 26	Punt	
		4	Bryce Young -> Jonathan Mingo	24	3-4-CAR 15	Punt						
12/03	at Tampa Bay	2	Bryce Young -> DJ Chark Jr.	22	2-3-CAR 33	Downs	1	Baker Mayfield -> Mike Evans	40	3-10-CAR 45	Touchdown	
		3	Bryce Young -> Jonathan Mingo	31	2-2-TB 40	Touchdown	3	<b>Baker Mayfield -&gt; Mike Evans</b>	<b>75T</b>	1-10-TB 25	Touchdown	
		4	Bryce Young -> DJ Chark Jr.	30	4-6-TB 38	Touchdown	3	Baker Mayfield -> Rachaad White	20	1-10-TB 33	Touchdown	
12/17	Atlanta	--	--	--	--	--	--	--	--	--	--	
12/24	Green Bay	--	--	--	--	--	--	--	--	--	--	
12/31	at Jacksonville	--	--	--	--	--	--	--	--	--	--	
01/07	Tampa Bay	--	--	--	--	--	--	--	--	--	--	
<b>TOTALS</b>			<b>24 - 878 (28.3), 1 TDS</b>					<b>28 - 855 (30.5), 4 TDS</b>				

# BIG RUN PLAYS (10+ YARDS)

2023 REGULAR SEASON - BIG RUN PLAYS (10+ YARDS)												
DATE	OPPONENT	QTR	PANTHERS PLAYER	YDS.	DOWN	RESULT	QTR	OPP. PLAYER	YDS.	DOWN	RESULT	
09/10	at Atlanta	2	Chuba Hubbard	12	1-10-ATL 32	Touchdown	1	Tyler Allgeier	19	1-10-ATL 12	Punt	
		3	Chuba Hubbard	11	2-8-CAR 27	Field Goal	1	Tyler Allgeier	22	1-10-ATL 31	Punt	
		3	Miles Sanders	10	2-7-CAR 41	Field Goal	2	Bijan Robinson	10	1-10-ATL 25	Punt	
		3	Bryce Young	16	1-10-ATL 49	Field Goal	3	Tyler Allgeier	12	1-10-ATL 39	Touchdown	
		3	Chuba Hubbard	21	1-10-CAR 25	Fumble	3	Bijan Robinson	21	1-10-CAR 25	Touchdown	
		3	Miles Sanders	10	1-15-ATL 49	Fumble						
09/18	New Orleans	1	Miles Sanders	13	2-10-CAR 35	Field Goal	3	Taysom Hill	11	2-10-NO 39	Punt	
		4	Bryce Young	26	3-11-CAR 33	Field Goal	3	Taysom Hill	19	1-10-CAR 35	Touchdown	
		4	Chuba Hubbard	14	4-2-CAR 46	Touchdown	4	Taysom Hill	11	1-10-CAR 45	End Game	
09/24	at Seattle	2	Miles Sanders	15	2-10-CAR 38	Touchdown	2	Kenneth Walker III	36	2-1-SEA 48	Field Goal	
		4	Andy Dalton	10	3-2-CAR 45	Punt	4	Zach Charbonnet	11	2-6-CAR 35	Touchdown	
							4	Zach Charbonnet	10	1-10-CAR 24	Touchdown	
							4	Kenneth Walker III	10	1-10-CAR 27	Touchdown	
							4	Zach Charbonnet	12	2-7-CAR 14	Touchdown	
10/01	Minnesota		NONE				1	Alexander Mattison	12	1-15-MIN 20	Interception	
							2	Alexander Mattison	13	1-10-MIN 17	Punt	
							3	Alexander Mattison	17	1-10-MIN 4	Punt	
							3	Cam Akers	10	2-3-CAR 49	Touchdown	
10/08	at Detroit	2	Laviska Shenault Jr.	11	1-10-DET 19	Touchdown	1	<b>David Montgomery</b>	<b>42T</b>	1-10-CAR 42	Touchdown	
		3	Laviska Shenault Jr.	11	1-10-CAR 22	Punt	3	David Montgomery	10	3-6-CAR 14	Touchdown	
							4	Craig Reynolds	17	1-10-CAR 48	Touchdown	
							4	Craig Reynolds	19	2-3-CAR 24	Touchdown	
							4	Craig Reynolds	19	2-3-CAR 24	Touchdown	
10/15	at Miami	1	Chuba Hubbard	19	2-9-MIA 25	Touchdown	2	Raheem Mostert	49	1-10-MIA 43	Touchdown	
							3	Raheem Mostert	11	1-10-CAR 33	Touchdown	
							4	Raheem Mostert	13	1-10-MIA 35	Punt	
							4	Chris Brooks	28	2-10-CAR 37	Touchdown	
							4	Chris Brooks	28	2-10-CAR 37	Touchdown	
10/29	Houston		NONE				1	C.J. Stroud	12	1-10-CAR 49	Punt	
							1	Tank Dell	11	2-6-HOU 41	Touchdown	
							3	Dameon Pierce	16	2-11-HOU 35	Touchdown	
11/05	Indianapolis	2	Chuba Hubbard	20	2-5-CAR 49	Field Goal	1	Jonathan Taylor	13	1-10-IND 32	Field Goal	
		3	Miles Sanders	11	1-10-CAR 48	Touchdown						
		3	Miles Sanders	11	1-10-CAR 6	Interception						
		4	Bryce Young	13	4-5-CAR 43	Field Goal						
		4	Bryce Young	12	4-18-CAR 17	Downs						
11/09	at Chicago		NONE				1	D'Onta Foreman	11	1-10-CAR 45	Field Goal	
							2	Tyler Scott	16	1-10-CHI 37	Punt	
							3	D'Onta Foreman	11	2-9-CAR 25	Touchdown	
11/19	Dallas	1	Chuba Hubbard	13	1-10-CAR 25	Punt	1	KaVontae Turpin	13	1-10-DAL 29	Touchdown	
		1	Miles Sanders	15	2-5-CAR 30	Punt	1	Tony Pollard	22	3-4-CAR 40	Touchdown	
		2	Chuba Hubbard	14	2-1-CAR 35	Field Goal	2	<b>Tony Pollard</b>	<b>21T</b>	1-10-CAR 21	Touchdown	
		2	Miles Sanders	14	1-10-DAL 27	Field Goal	4	Rico Dowdle	11	1-10-DAL 27	End Game	
							4	Rico Dowdle	11	1-10-DAL 27	End Game	
11/26	at Tennessee	2	Bryce Young	11	3-10-CAR 45	Field Goal	2	<b>Derrick Henry</b>	<b>10T</b>	2-5-CAR 10	Touchdown	
		3	Chuba Hubbard	15	1-10-CAR 36	Punt	3	Derrick Henry	15	1-10-TEN 21	Punt	
		4	Miles Sanders	15	2-9-CAR 12	Punt	4	Derrick Henry	18	2-8-TEN 28	Punt	
							4	Derrick Henry	18	2-8-TEN 28	Punt	
12/03	at Tampa Bay	1	Chuba Hubbard	17	1-10-TB 39	Field Goal	1	Trey Palmer	13	2-6-TB 39	Punt	
							4	Rachaad White	11	1-10-CAR 38	Touchdown	
							4	<b>Chris Godwin</b>	<b>19T</b>	3-2-CAR 19	Touchdown	
							4	Rachaad White	30	3-1-CAR 48	End Game	
12/17	Atlanta	--	--	--	--	--	--	--	--	--	--	
12/24	Green Bay	--	--	--	--	--	--	--	--	--	--	
12/31	at Jacksonville	--	--	--	--	--	--	--	--	--	--	
01/07	Tampa Bay	--	--	--	--	--	--	--	--	--	--	
<b>TOTALS</b>			<b>27</b>	<b>- 380 (14.1), 0 TDS</b>			<b>43</b>	<b>- 718 (16.7), 4 TDS</b>				









# GAME SUMMARIES



## WEEK 1

Carolina Panthers 10, Atlanta Falcons 24  
69,597 Mercedes-Benz Stadium Sep 10, 2023



Carolina Panthers	0	7	3	0	—	10
Atlanta Falcons	0	7	3	14	—	24

### SCORING DRIVES

TEAM	QTR	TIME	SCORING PLAY	CAR	ATL
Falcons	2	14:54	B.Robinson 11 yd. pass from D.Ridder (Y.Koo kick) (3-17, 1:07)	0	7
Panthers	2	05:09	H.Hurst 4 yd. pass from B.Young (E.Pineiro kick) (12-75, 7:18)	7	7
Panthers	3	10:46	E.Pineiro 43 yd. Field Goal (9-50, 4:14)	10	7
Falcons	3	04:52	Y.Koo 49 yd. Field Goal (4-5, 1:46)	10	10
Falcons	4	14:12	T.Allgeier 3 yd. run (Y.Koo kick) (7-61, 3:12)	10	17
Falcons	4	04:48	T.Allgeier 3 yd. run (Y.Koo kick) (6-56, 2:21)	10	24

### ATLANTA FALCONS

OFFENSE		DEFENSE	
WR	5 D. London	OLB	48 B. Dupree
TE	85 M. Pruitt	DL	93 C. Campbell
TE	8 K. Pitts	DL	97 G. Jarrett
QB	9 D. Ridder	DL	90 D. Oneyemata
RB	7 B. Robinson	ILB	55 K. Elliss
		ILB	44 T. Andersen
		CB	33 T. Flowers
		CB	24 A. Terrell Jr.
		CB	20 D. Alford

### CAROLINA PANTHERS

OFFENSE		DEFENSE	
LT	79 I. Ekwonu	DT	99 S. Tuttle
LG	70 B. Christensen	DE	95 D. Brown
C	56 B. Bozeman	OLB	0 B. Burns
RG	62 C. Zavala	OLB	50 J. Houston
RT	72 T. Moton	LB	49 F. Luvu
TE	81 H. Hurst	LB	7 S. Thompson
WR	19 A. Thielen	CB	26 D. Jackson
WR	88 T. Marshall Jr.	CB	8 J. Horn
WR	15 J. Mingo	S	25 X. Woods
QB	9 B. Young	S	24 V. Bell
RB	6 M. Sanders	NCB	21 J. Chinn

### CAROLINA PANTHERS

PASSING	ATT	CP	YDS	SK/YD	TD	LG	INT	RTG
Bryce Young	38	20	146	2/19	1	14	2	48.8
TOTAL	38	20	146	2/19	1	14	2	48.8

RUSHING	ATT	YDS	AVG	LG	TD
Miles Sanders	18	72	4.0	10	0
Chuba Hubbard	9	60	6.7	21	0
Bryce Young	3	17	5.7	16	0
Laviska Shenault Jr.	2	5	2.5	5	0
TOTAL	32	154	4.8	21	0

RECEIVING	NO	YDS	AVG	LG	TD
Hayden Hurst	5	41	8.2	14	1
Miles Sanders	4	26	6.5	11	0
Terrace Marshall Jr.	2	23	11.5	12	0
Jonathan Mingo	2	17	8.5	9	0
Laviska Shenault Jr.	2	16	8.0	14	0
Adam Thielen	2	12	6.0	9	0
Chuba Hubbard	2	9	4.5	7	0
Giovanni Ricci	1	2	2.0	2	0
TOTAL	20	146	7.3	14	1

TOP DEFENSE	TOT	SOLO	AST	SCK	YDS	INT
Derrick Brown	8	8	0	1.0	13.0	0
Brian Burns	7	5	2	2.0	11.0	0
Jeremy Chinn	7	3	4	0.0	0.0	0

FIELD GOALS	FGM/FGA	PERCENT	RESULTS
Eddy Pineiro	1-1	100.0	43G
TOTAL	1-1	100.0	

### ATLANTA FALCONS

PASSING	ATT	CP	YDS	SK/YD	TD	LG	INT	RTG
Desmond Ridder	18	15	115	4/24	1	34	0	111.8
TOTAL	18	15	115	4/24	1	34	0	111.8

RUSHING	ATT	YDS	AVG	LG	TD
Tyler Allgeier	15	75	5.0	22	2
Bijan Robinson	10	56	5.6	21	0
Desmond Ridder	1	-1	-1.0	-1	0
TOTAL	26	130	5.0	22	2

RECEIVING	NO	YDS	AVG	LG	TD
Bijan Robinson	6	27	4.5	17	1
Mack Hollins	3	31	10.3	11	0
Tyler Allgeier	3	19	6.3	12	0
Kyle Pitts	2	44	22.0	34	0
Desmond Ridder	1	-6	-6.0	-6	0
TOTAL	15	115	7.7	34	1

TOP DEFENSE	TOT	SOLO	AST	SCK	YDS	INT
Jessie Bates III	10	5	5	0.0	0.0	2
Troy Andersen	10	3	7	0.5	3.5	0
Kaden Elliss	9	6	3	0.0	0.0	0

FIELD GOALS	FGM/FGA	PERCENT	RESULTS
Younghoe Koo	1-1	100.0	49G
TOTAL	1-1	100.0	

### Team Statistics

	Panthers	Falcons
First Downs	20	13
3rd-Down Eff. (Made/Att/Pct)	5/14/36%	2/10/20%
4th-Down Eff. (Made/Att/Pct)	0/2/0%	0/0/0%
Total Net Yards	281	221
Total Plays	72	48
Yards Per Play	3.9	4.6
Rushes/Net Yards	32/154	26/130
Net Passing	127	91
Pass Attempts/Completions	38/20	18/15
Had Intercepted	2	0
Sacked/Yards Lost	2/19	4/24
Punts/Average	5/53.2	7/48.1
Penalties/Yards	9/66	6/43
Fumbles/Lost	2/1	1/0
Possession Time	34:41	25:19

# GAME SUMMARIES



20

## WEEK 2

New Orleans Saints 20, Carolina Panthers 17

72,709 Bank of America Stadium Sep 18, 2023



17

New Orleans Saints	3	3	7	7	—	20
Carolina Panthers	3	0	3	11	—	17

### SCORING DRIVES

TEAM	QTR	TIME	SCORING PLAY	NO	CAR
Panthers	1	07:04	E.Pineiro 52 yd. Field Goal (9-31, 4:53)	0	3
Saints	1	00:36	B.Grupe 28 yd. Field Goal (15-65, 6:28)	3	3
Saints	2	09:52	B.Grupe 23 yd. Field Goal (12-51, 4:23)	6	3
Panthers	3	09:10	E.Pineiro 54 yd. Field Goal (4-5, 1:15)	6	6
Saints	3	02:56	T.Jones 2 yd. run (B.Grupe kick) (10-75, 6:14)	13	6
Panthers	4	05:30	E.Pineiro 36 yd. Field Goal (11-62, 7:17)	13	9
Saints	4	03:14	T.Jones 2 yd. run (B.Grupe kick) (6-79, 2:16)	20	9
Panthers	4	01:16	A.Thielen 3 yd. pass from B.Young (B.Young-A.Thielen pass) (11-75, 1:58)	20	17

### NEW ORLEANS SAINTS

OFFENSE		DEFENSE	
WR	13 M. Thomas	DT	99 K. Saunders
TE	83 J. Johnson	DT	93 N. Shepherd
TE	87 F. Moreau	SS	32 T. Mathieu
C	78 E. McCoy	SS	6 M. Maye
C	51 C. Ruiz		
QB	4 D. Carr		
QB	7 T. Hill		
RB	21 J. Williams		

### CAROLINA PANTHERS

OFFENSE		DEFENSE	
LT	79 I. Ekwonu	DT	99 S. Tuttle
LG	62 C. Zavala	DE	95 D. Brown
C	56 B. Bozeman	OLB	50 J. Houston
RG	68 C. Mays	OLB	0 B. Burns
RT	72 T. Moton	LB	49 F. Luvu
TE	81 H. Hurst	LB	7 S. Thompson
TE	80 I. Thomas	CB	26 D. Jackson
WR	19 A. Thielen	CB	23 C. Henderson
WR	15 J. Mingo	S	25 X. Woods
OB	9 B. Young	S	24 V. Bell
RB	6 M. Sanders	NCB	21 J. Chinn

### NEW ORLEANS SAINTS

PASSING	ATT	CP	YDS	SK/YD	TD	LG	INT	RTG
Derek Carr	36	21	228	4/29	0	45	1	65.5
Taysom Hill	1	1	8	0/0	0	8	0	100.0
TOTAL	37	22	236	4/29	0	45	1	66.9

RUSHING	ATT	YDS	AVG	LG	TD
Taysom Hill	9	75	8.3	19	0
Tony Jones Jr.	12	34	2.8	6	2
Jamaal Williams	9	29	3.2	7	0
Derek Carr	3	-4	-1.3	-1	0
TOTAL	33	134	4.1	19	2

RECEIVING	NO	YDS	AVG	LG	TD
Michael Thomas	7	55	7.9	19	0
Chris Olave	6	86	14.3	42	0
Rashid Shaheed	4	63	15.8	45	0
Foster Moreau	2	20	10.0	14	0
Juwon Johnson	2	13	6.5	8	0
Taysom Hill	1	-1	-1.0	-1	0
TOTAL	22	236	10.7	45	0

TOP DEFENSE	TOT	SOLO	AST	SCK	YDS	INT
Marcus Maye	7	6	1	1.0	0.0	0
Demario Davis	7	4	3	1.0	5.0	0
Pete Werner	7	3	4	0.0	0.0	0

FIELD GOALS	FGM/FGA	PERCENT	RESULTS
Blake Grupe	2-2	100.0	28G, 23G
TOTAL	2-2	100.0	

### CAROLINA PANTHERS

PASSING	ATT	CP	YDS	SK/YD	TD	LG	INT	RTG
Bryce Young	33	22	153	4/14	1	22	0	87.1
TOTAL	33	22	153	4/14	1	22	0	87.1

RUSHING	ATT	YDS	AVG	LG	TD
Miles Sanders	14	43	3.1	13	0
Bryce Young	2	34	17.0	26	0
Chuba Hubbard	2	16	8.0	14	0
Laviska Shenault Jr.	1	7	7.0	7	0
TOTAL	19	100	5.3	26	0

RECEIVING	NO	YDS	AVG	LG	TD
Adam Thielen	7	54	7.7	15	1
Chuba Hubbard	5	34	6.8	11	0
Jonathan Mingo	3	26	8.7	22	0
Hayden Hurst	3	20	6.7	9	0
Miles Sanders	3	4	1.3	7	0
DJ Chark Jr.	1	15	15.0	15	0
TOTAL	22	153	7.0	22	1

TOP DEFENSE	TOT	SOLO	AST	SCK	YDS	INT
Frankie Luvu	9	4	5	2.0	15.0	0
Xavier Woods	8	4	4	0.0	0.0	0
CJ Henderson	7	6	1	0.0	0.0	0

FIELD GOALS	FGM/FGA	PERCENT	RESULTS
Eddy Piñeiro	3-3	100.0	52G, 54G, 36G
TOTAL	3-3	100.0	

### Team Statistics

	Saints	Panthers
First Downs	23	14
3rd-Down Eff. (Made/Att/Pct)	7/16/44%	4/14/29%
4th-Down Eff. (Made/Att/Pct)	0/0/0%	1/1/100%
Total Net Yards	341	239
Total Plays	74	56
Yards Per Play	4.6	4.3
Rushes/Net Yards	33/134	19/100
Net Passing	207	139
Pass Attempts/Completions	37/22	33/22
Had Intercepted	1	0
Sacked/Yards Lost	4/29	4/14
Punts/Average	5/42.0	5/47.8
Penalties/Yards	3/32	6/35
Fumbles/Lost	0/0	1/1
Possession Time	32:49	27:11

# GAME SUMMARIES



## WEEK 3

Carolina Panthers 27, Seattle Seahawks 37  
68,699 Lumen Field Sep 24, 2023



Carolina Panthers .....	3	10	60	14	—	27
Seattle Seahawks .....	3	9	10	15	—	37

### SCORING DRIVES

TEAM	QTR	TIME	SCORING PLAY	CAR	SEA
Panthers	1	07:47	E.Pineiro 47 yd. Field Goal (11-50, 5:38)	3	0
Seahawks	1	03:33	J.Myers 43 yd. Field Goal (10-50, 4:14)	3	3
Seahawks	2	12:07	J.Myers 35 yd. Field Goal (8-64, 4:03)	3	6
Seahawks	2	08:45	J.Myers 33 yd. Field Goal (6-46, 2:00)	3	9
Panthers	2	04:54	D.Chark 47 yd. pass from A.Dalton (E.Pineiro kick) (8-75, 3:51)	10	9
Panthers	2	02:39	E.Pineiro 44 yd. Field Goal (4-2, 1:37)	13	9
Seahawks	2	00:44	J.Myers 37 yd. Field Goal (11-54, 1:55)	13	12
Seahawks	3	09:45	J.Myers 39 yd. Field Goal (9-55, 4:08)	13	15
Seahawks	3	03:52	K.Walker 1 yd. run (J.Myers kick) (8-55, 4:17)	13	22
Panthers	4	14:55	M.Sanders 1 yd. run (E.Pineiro kick) (9-75, 3:57)	20	22
Seahawks	4	11:40	K.Walker 7 yd. run (J.Myers kick) (6-69, 3:15)	20	29
Seahawks	4	04:17	J.Bobo 5 yd. pass from G.Smith (G.Smith-T.Lockett pass) (5-27, 0:30)	20	37
Panthers	4	01:40	A.Thielen 15 yd. pass from A.Dalton (E.Pineiro kick) (11-75, 2:37)	27	37

### SEATTLE SEAHAWKS

OFFENSE		DEFENSE	
WR 14	D. Metcalf	OLB 10	U. Nwosu
LT 78	S. Forsythe	NT 90	J. Reed
LG 68	D. Lewis	DE 55	D. Jones
C 63	E. Brown	OLB 53	B. Mafe
RG 75	A. Bradford	ILB 54	B. Wagner
RT 74	J. Curhan	ILB 56	J. Brooks
TE 84	C. Parkinson	ILB 0	D. Bush
TE 87	N. Fant	LCB 21	D. Witherspoon
WR 16	T. Lockett	RCB 22	T. Brown
QB 7	G. Smith	S 20	J. Love
RB 9	K. Walker III	S 6	Q. Diggs

CAROLINA PANTHERS		DEFENSE	
LT 79	I. Ekouwu	DT 99	S. Tuttle
LG 62	C. Zavaia	DE 95	D. Brown
C 56	B. Bozeman	DE 95	J. Houston
RG 76	C. Throckmorton	OLB 50	B. Burns
RT 72	T. Moton	LB 49	F. Luvu
TE 80	I. Thomas	LB 40	D. Jones
TE 82	T. Tremble	CB 26	D. Jackson
WR 19	A. Thielen	CB 23	C. Henderson
WR 15	J. Mingo	S 25	X. Woods
QB 14	A. Dalton	S 24	V. Bell
RB 6	M. Sanders	NCB 21	J. Chimm

### CAROLINA PANTHERS

PASSING	ATT	CP	YDS	SK/YD	TD	LG	INT	RTG
Andy Dalton	58	34	361	3/27	2	47t	0	88.4
<b>TOTAL</b>	<b>58</b>	<b>34</b>	<b>361</b>	<b>3/27</b>	<b>2</b>	<b>47t</b>	<b>0</b>	<b>88.4</b>

RUSHING	ATT	YDS	AVG	LG	TD
Miles Sanders	9	24	2.7	15	1
Andy Dalton	2	11	5.5	10	0
Laviska Shenault Jr.	2	7	3.5	5	0
Chuba Hubbard	1	2	2.0	2	0
<b>TOTAL</b>	<b>14</b>	<b>44</b>	<b>3.1</b>	<b>15</b>	<b>1</b>

RECEIVING	NO	YDS	AVG	LG	TD
Adam Thielen	11	145	13.2	25	1
Miles Sanders	5	38	7.6	14	0
Terrace Marshall Jr.	5	35	7.0	10	0
DJ Chark Jr.	4	86	21.5	47t	1
Jonathan Mingo	3	21	7.0	9	0
Chuba Hubbard	2	2	1.0	1	0
Tommy Tremble	1	15	15.0	15	0
Hayden Hurst	1	11	11.0	11	0
Ian Thomas	1	8	8.0	8	0
Laviska Shenault Jr.	1	0	0.0	0	0
<b>TOTAL</b>	<b>34</b>	<b>361</b>	<b>10.6</b>	<b>47T</b>	<b>2</b>

TOP DEFENSE	TOT	SOLO	AST	SCK	YDS	INT
Kamu Grugier-Hill	10	7	3	0.0	0.0	0
Vonn Bell	8	8	0	0.0	0.0	0
Derrick Brown	5	3	2	0.0	0.0	0

FIELD GOALS	FGM/FGA	PERCENT	RESULTS
Eddy Piñeiro	2-3	66.7	47G, 44G, 55WR
<b>TOTAL</b>	<b>2-3</b>	<b>66.0</b>	

### SEATTLE SEAHAWKS

PASSING	ATT	CP	YDS	SK/YD	TD	LG	INT	RTG
Geno Smith	36	23	296	2/17	1	36	1	87.3
<b>TOTAL</b>	<b>36</b>	<b>23</b>	<b>296</b>	<b>2/17</b>	<b>1</b>	<b>36</b>	<b>1</b>	<b>87.3</b>

RUSHING	ATT	YDS	AVG	LG	TD
Kenneth Walker III	18	97	5.4	36	2
Zach Charbonnet	9	46	5.1	12	0
DeeJay Dallas	2	7	3.5	8	0
Geno Smith	4	-4	-1.0	-1	0
<b>TOTAL</b>	<b>33</b>	<b>146</b>	<b>4.4</b>	<b>36</b>	<b>2</b>

RECEIVING	NO	YDS	AVG	LG	TD
DK Metcalf	6	112	18.7	34	0
Noah Fant	4	41	10.3	13	0
Kenneth Walker III	3	59	19.7	36	0
Colby Parkinson	3	38	12.7	17	0
Tyler Lockett	3	34	11.3	16	0
Jaxon Smith-Njigba	1	10	10.0	10	0
Jake Bobo	1	5	5.0	5t	1
Zach Charbonnet	1	-1	-1.0	-1	0
DeeJay Dallas	1	-2	-2.0	-2	0
<b>TOTAL</b>	<b>23</b>	<b>296</b>	<b>12.9</b>	<b>36</b>	<b>1</b>

TOP DEFENSE	TOT	SOLO	AST	SCK	YDS	INT
Devon Witherspoon	11	8	3	0.0	0.0	0
Jordyn Brooks	8	5	3	0.0	0.0	0
Jarran Reed	8	5	3	2.0	16.0	0

FIELD GOALS	FGM/FGA	PERCENT	RESULTS
Jason Myers	5-5	100.0	43G, 35G, 33G, 37G, 39G
<b>TOTAL</b>	<b>5-5</b>	<b>100.0</b>	

### Team Statistics

	Panthers	Seahawks
First Downs	23	27
3rd-Down Eff. (Made/Att/Pct)	10/19/53%	3/13/23%
4th-Down Eff. (Made/Att/Pct)	0/1/0%	1/1/100%
Total Net Yards	378	425
Total Plays	75	71
Yards Per Play	5.0	6.0
Rushes/Net Yards	14/44	33/146
Net Passing	334	279
Pass Attempts/Completions	58/34	36/23
Had Intercepted	0	1
Sacked/Yards Lost	3/27	2/17
Punts/Average	5/49.2	2/46.5
Penalties/Yards	13/82	8/82
Fumbles/Lost	0/0	0/0
Possession Time	29:32	30:28

# GAME SUMMARIES



21

## WEEK 4

Minnesota Vikings 21, Carolina Panthers 13  
72,842 Bank of America Stadium Oct 1, 2023



13

Minnesota Vikings ..... 0 7 14 0 — 21  
Carolina Panthers ..... 7 6 0 0 — 13

### SCORING DRIVES

TEAM	QTR	TIME	SCORING PLAY	MIN	CAR
Panthers	1	10:27	S.Franklin 99 yd. interception return (E.Pineiro kick)	0	7
Panthers	2	14:56	E.Pineiro 26 yd. Field Goal (15-61, 8:26)	0	10
Vikings	2	09:43	J.Jefferson 4 yd. pass from K.Cousins (G.Joseph kick) (10-64, 5:13)	7	10
Panthers	2	00:00	E.Pineiro 56 yd. Field Goal (4-18, 0:34)	7	13
Vikings	3	03:58	D.Wonnum 51 yd. fumble return (G.Joseph kick)	14	13
Vikings	3	00:00	J.Jefferson 30 yd. pass from K.Cousins (G.Joseph kick) (4-56, 1:44)	21	13

### MINNESOTA VIKINGS

OFFENSE		DEFENSE	
C	65 A. Schlottmann	OLB	91 P. Jones II
TE	87 T. Hockenson	OLB	98 D. Wonnum
WR	3 J. Addison	OLB	99 D. Hunter
WR	17 K. Osborn	DL	97 H. Phillips
WR	18 J. Jefferson	DL	93 J. Roy
QB	8 K. Cousins	CB	7 B. Murphy Jr.
RB	2 A. Mattison	CB	21 A. Evans
		S	24 C. Bynum
		S	44 J. Metellus
		S	22 H. Smith

### CAROLINA PANTHERS

OFFENSE		DEFENSE	
LT	79 I. Ekwonu	DT	95 S. Tuttle
LG	62 C. Zavala	DE	95 D. Brown
C	56 B. Bozeman	OLB	50 J. Houston
RG	76 C. Throckmorton	OLB	0 B. Burns
RT	72 T. Moton	LB	49 F. Luvu
TE	81 H. Hurst	CB	26 D. Jackson
WR	17 D. Chark Jr.	CB	23 G. Henderson
WR	19 A. Thielen	S	42 S. Franklin Jr.
WR	88 T. Marshall Jr.	S	24 V. Bell
QB	9 B. Young	NCB	21 J. Chinn
RB	6 M. Sanders	DE	96 D. Williams

### MINNESOTA VIKINGS

PASSING	ATT	CP	YDS	SK/YD	TD	LG	INT	RTG
Kirk Cousins	19	12	139	2/9	2	30t	2	80.7
<b>TOTAL</b>	<b>19</b>	<b>12</b>	<b>139</b>	<b>2/9</b>	<b>2</b>	<b>30t</b>	<b>2</b>	<b>80.7</b>

RUSHING	ATT	YDS	AVG	LG	TD
Alexander Mattison	17	95	5.6	17	0
Cam Akers	5	40	8.0	10	0
Kirk Cousins	1	0	0.0	0	0
<b>TOTAL</b>	<b>23</b>	<b>135</b>	<b>5.9</b>	<b>17</b>	<b>0</b>

RECEIVING	NO	YDS	AVG	LG	TD
Justin Jefferson	6	85	14.2	30t	2
T.J. Hockenson	2	24	12.0	16	0
Cam Akers	2	11	5.5	9	0
K.J. Osborn	1	16	16.0	16	0
Alexander Mattison	1	3	3.0	3	0
<b>TOTAL</b>	<b>12</b>	<b>139</b>	<b>11.6</b>	<b>30t</b>	<b>2</b>

TOP DEFENSE	TOT	SOLO	AST	SCK	YDS	INT
Harrison Smith	14	8	6	3.0	35.0	0
Jordan Hicks	13	5	8	0.0	0.0	0
Camryn Bynum	12	9	3	0.0	0.0	0

FIELD GOALS	FGM/FGA	PERCENT	RESULTS
No Field Goals			

### CAROLINA PANTHERS

PASSING	ATT	CP	YDS	SK/YD	TD	LG	INT	RTG
Bryce Young	32	25	204	5/55	0	22	0	93.2
<b>TOTAL</b>	<b>32</b>	<b>25</b>	<b>204</b>	<b>5/55</b>	<b>0</b>	<b>22</b>	<b>0</b>	<b>93.2</b>

RUSHING	ATT	YDS	AVG	LG	TD
Chuba Hubbard	14	41	2.9	7	0
Miles Sanders	13	19	1.5	6	0
Bryce Young	2	10	5.0	6	0
Laviska Shenault Jr.	1	7	7.0	7	0
Adam Thielen	1	6	6.0	6	0
<b>TOTAL</b>	<b>31</b>	<b>83</b>	<b>2.7</b>	<b>7</b>	<b>0</b>

RECEIVING	NO	YDS	AVG	LG	TD
Terrace Marshall Jr.	9	56	6.2	14	0
Adam Thielen	7	76	10.9	22	0
Miles Sanders	3	13	4.3	8	0
DJ Chark Jr.	2	28	14.0	18	0
Chuba Hubbard	2	12	6.0	12	0
Laviska Shenault Jr.	1	12	12.0	12	0
Hayden Hurst	1	7	7.0	7	0
<b>TOTAL</b>	<b>25</b>	<b>204</b>	<b>8.2</b>	<b>22</b>	<b>0</b>

TOP DEFENSE	TOT	SOLO	AST	SCK	YDS	INT
Vonn Bell	7	4	3	0.0	0.0	0
Jeremy Chinn	6	6	0	1.0	8.0	0
CJ Henderson	5	5	0	0.0	0.0	0

FIELD GOALS	FGM/FGA	PERCENT	RESULTS
Eddy Pineiro	2-2	100.0	26G, 56G
<b>TOTAL</b>	<b>2-2</b>	<b>100.0</b>	

### Team Statistics

First Downs	14	20
3rd-Down Eff. (Made/Att/Pct)	1/8/13%	5/14/36%
4th-Down Eff. (Made/Att/Pct)	1/2/50%	2/3/67%
Total Net Yards	265	232
Total Plays	44	68
Yards Per Play	6.0	3.4
Rushes/Net Yards	23/135	31/83
Net Passing	130	149
Pass Attempts/Completions	19/12	32/25
Had Intercepted	2	0
Sacked/Yards Lost	2/9	5/55
Punts/Average	4/54.0	5/45.8
Penalties/Yards	7/37	6/80
Fumbles/Lost	1/0	2/1
Possession Time	21:31	38:29

### Vikings Panthers

# GAME SUMMARIES



24

## WEEK 5

Carolina Panthers 24, Detroit Lions 42  
63,648 Ford Field Oct 8, 2023



42

Carolina Panthers .....	0	10	0	14	—	24
Detroit Lions .....	14	14	0	14	—	42

### SCORING DRIVES

TEAM	QTR	TIME	SCORING PLAY	CAR	DET
Lions	1	09:41	D.Montgomery 42 yd. run (R.Patterson kick) (3-81, 1:17)	0	7
Lions	1	04:53	S.LaPorta 4 yd. pass from J.Goff (R.Patterson kick) (5-20, 2:35)	0	14
Panthers	2	12:48	T.Tremble 1 yd. pass from B.Young (E.Pineiro kick) (14-75, 7:05)	7	14
Lions	2	03:50	J.Reynolds 1 yd. pass from J.Goff (R.Patterson kick) (10-38, 6:08)	7	21
Lions	2	03:21	S.LaPorta 31 yd. pass from J.Goff (R.Patterson kick) (1-31, 0:08)	7	28
Panthers	2	00:06	E.Pineiro 33 yd. Field Goal (9-53, 3:15)	10	28
Lions	4	14:58	J.Goff 1 yd. run (R.Patterson kick) (8-51, 4:33)	10	35
Panthers	4	11:52	D.Chark 18 yd. pass from B.Young (E.Pineiro kick) (7-75, 3:06)	17	35
Lions	4	07:27	C.Reynolds 5 yd. run (R.Patterson kick) (7-75, 4:25)	17	42
Panthers	4	01:55	A.Thielen 1 yd. pass from B.Young (E.Pineiro kick) (13-75, 5:32)	24	42

### DETROIT LIONS

OFFENSE		DEFENSE	
WR 0	M. Jones Jr.	DL 53	C. Harris
WR 11	K. Raymond	DL 54	A. McNeill
WR 8	J. Reynolds	DL 94	B. Jones
LT 68	T. Decker	DL 97	A. Hutchinson
LG 73	J. Jackson	LB 55	D. Barnes
C 77	F. Ragnow	LB 34	A. Anzalone
RG 80	G. Glasgow	CB 1	C. Sutton
RT 58	P. Sewell	CB 23	J. Jacobs
TE 87	S. LaPorta	CB 25	W. Harris
QB 16	J. Goff	S 21	T. Walker
RB 5	D. Montgomery	S 31	K. Joseph

### CAROLINA PANTHERS

OFFENSE		DEFENSE	
LT 79	I. Ekwonu	DT 99	S. Tuttle
LG 62	C. Zavala	DE 95	D. Brown
C 56	B. Bozeman	OLB 50	J. Houston
RG 76	C. Throckmorton	OLB 0	B. Burns
RT 72	T. Moton	LB 49	F. Luvu
TE 81	H. Hurst	LB 54	K. Grugier-Hill
WR 17	D. Chark Jr.	CB 23	C. Henderson
WR 19	A. Thielen	CB 29	D. Jamison
WR 15	J. Mingo	S 42	S. Franklin Jr.
QB 9	B. Young	S 24	V. Bell
RB 6	M. Sanders	NCB 21	J. Chinn

### CAROLINA PANTHERS

PASSING	ATT	CP	YDS	SK/YD	TD	LG	INT	RTG
Bryce Young	41	25	247	1/4	3	30	2	82.1
TOTAL	41	25	247	1/4	3	30	2	82.1

RUSHING	ATT	YDS	AVG	LG	TD
Chuba Hubbard	9	35	3.9	6	0
Miles Sanders	7	32	4.6	9	0
Laviska Shenault Jr.	5	27	5.4	11	0
Bryce Young	1	4	4.0	4	0
Andy Dalton	1	1	1.0	1	0
TOTAL	23	99	4.3	11	0

RECEIVING	NO	YDS	AVG	LG	TD
Adam Thielen	11	107	9.7	30	1
Jonathan Mingo	5	48	9.6	13	0
DJ Chark Jr.	3	42	14.0	18	1
Hayden Hurst	3	21	7.0	9	0
Ian Thomas	1	28	28.0	28	0
Tommy Tremble	1	1	1.0	1	1
Chuba Hubbard	1	0	0.0	0	0
TOTAL	25	247	9.9	30	3

TOP DEFENSE	TOT	SOLO	AST	SCK	YDS	INT
Vonn Bell	9	4	5	0.0	0.0	0
Sam Franklin Jr.	8	7	1	0.0	0.0	0
Frankie Luvu	7	3	4	0.0	0.0	0

FIELD GOALS	FGM/FGA	PERCENT	RESULTS
Eddy Piñeiro	1-1	100.0	33G
TOTAL	1-1	100.0	

### DETROIT LIONS

PASSING	ATT	CP	YDS	SK/YD	TD	LG	INT	RTG
Jared Goff	28	20	236	2/18	3	31T	0	132.4
TOTAL	28	20	236	2/18	3	31T	0	132.4

RUSHING	ATT	YDS	AVG	LG	TD
David Montgomery	19	109	5.7	42T	1
Craig Reynolds	7	52	7.4	19	1
Jared Goff	2	0	0.0	1	1
Teddy Bridgewater	2	-2	-1.0	-1	0
TOTAL	30	159	5.3	42T	3

RECEIVING	NO	YDS	AVG	LG	TD
Josh Reynolds	4	76	19.0	27	1
Sam LaPorta	3	47	15.7	31T	2
Kalif Raymond	3	45	15.0	23	0
Brock Wright	3	16	5.3	9	0
Marvin Jones Jr.	2	22	11.0	16	0
David Montgomery	2	20	10.0	11	0
Jameson Williams	2	2	1.0	4	0
Zonovan Knight	1	8	8.0	8	0
TOTAL	20	236	11.8	31T	3

TOP DEFENSE	TOT	SOLO	AST	SCK	YDS	INT
Alex Anzalone	11	8	3	0.0	0.0	0
Will Harris	9	7	2	0.0	0.0	0
Derrick Barnes	6	2	4	0.0	0.0	0

FIELD GOALS	FGM/FGA	PERCENT	RESULTS
No Field Goals			

### Team Statistics

	Panthers	Lions
First Downs	26	23
3rd-Down Eff. (Made/Att/Pct)	5/10/50%	4/10/40%
4th-Down Eff. (Made/Att/Pct)	1/1/100%	1/2/50%
Total Net Yards	342	377
Total Plays	65	60
Yards Per Play	5.3	6.3
Rushes/Net Yards	23/99	30/159
Net Passing	243	218
Pass Attempts/Completions	41/25	28/20
Had Intercepted	2	0
Sacked/Yards Lost	1/4	2/18
Punts/Average	3/38.0	2/44.0
Penalties/Yards	7/45	5/35
Fumbles/Lost	1/1	0/0
Possession Time	28:45	31:15

# GAME SUMMARIES



## WEEK 6

Carolina Panthers 21, Miami Dolphins 42  
65,529 🦅 Hard Rock Stadium 🦅 Oct 15, 2023



Carolina Panthers .....	14	0	0	7	—	21
Miami Dolphins .....	0	21	7	14	—	42

### SCORING DRIVES

TEAM	QTR	TIME	SCORING PLAY	CAR	MIA
Panthers	1	07:13	C.Hubbard 6 yd. run (E.Pineiro kick) (7-64, 3:47)	7	0
Panthers	1	00:06	A.Thielen 8 yd. pass from B.Young (E.Pineiro kick) (10-74, 5:21)	14	0
Dolphins	2	11:13	R.Mostert 3 yd. pass from T.Tagovailoa (J.Sanders kick) (9-75, 3:53)	14	7
Dolphins	2	07:00	J.Waddle 4 yd. pass from T.Tagovailoa (J.Sanders kick) (3-57, 1:20)	14	14
Dolphins	2	01:54	T.Hill 41 yd. pass from T.Tagovailoa (J.Sanders kick) (9-72, 3:07)	14	21
Dolphins	3	06:21	R.Mostert 4 yd. run (J.Sanders kick) (8-91, 5:11)	14	28
Dolphins	4	12:23	R.Mostert 1 yd. run (J.Sanders kick) (12-76, 5:05)	14	35
Panthers	4	04:26	T.Hill 61 yd. interception return (E.Pineiro kick)	21	35
Dolphins	4	02:31	S.Ahmed 9 yd. run (J.Sanders kick) (5-37, 1:55)	21	42

MIAMI DOLPHINS	
OFFENSE	DEFENSE
WR 10 T. Hill	DT 92 Z. Sieler
WR 17 J. Waddle	DT 94 C. Wilkins
TE 81 D. Smythe	LB 2 B. Chubb
QB 1 T. Tagovailoa	LB 43 A. Van Ginkel
FB 30 A. Ingold	LB 51 D. Long Jr.
RB 31 R. Mostert	LB 55 J. Baker
	CB 4 K. Kishou
	CB 25 X. Howard
	CB 33 E. Apple
	S 8 J. Holland

CAROLINA PANTHERS	
OFFENSE	DEFENSE
LT 79 I. Ekwonu	DT 99 S. Tuttle
LG 68 C. Mays	DE 95 D. Brown
C 56 B. Bozeman	OLB 50 J. Houston
RG 76 C. Throckmorton	OLB 0 B. Burns
RT 72 T. Moton	LB 49 F. Luvu
TE 81 H. Hurst	CB 23 C. Henderson
WR 17 D. Chark Jr.	CB 26 D. Jackson
WR 19 A. Thielen	S 42 S. Franklin Jr.
WR 15 J. Mingo	S 41 M. Farley
QB 9 B. Young	NCB 21 J. Chinn
RB 30 C. Hubbard	DE 96 D. Williams

### CAROLINA PANTHERS

PASSING	ATT	CP	YDS	SK/YD	TD	LG	INT	RTG
Bryce Young	38	23	217	4/36	1	27	0	85.1
Johnny Hekker	1	1	7	0/0	0	7	0	95.8
<b>TOTAL</b>	<b>39</b>	<b>24</b>	<b>224</b>	<b>4/36</b>	<b>1</b>	<b>27</b>	<b>0</b>	<b>85.8</b>

RUSHING	ATT	YDS	AVG	LG	TD
Chuba Hubbard	19	88	4.6	19	1
Raheem Blackshear	5	18	3.6	9	0
Laviska Shenault Jr.	1	2	2.0	2	0
<b>TOTAL</b>	<b>25</b>	<b>108</b>	<b>4.3</b>	<b>19</b>	<b>1</b>

RECEIVING	NO	YDS	AVG	LG	TD
Adam Thielen	11	115	10.5	27	1
DJ Chark Jr.	3	26	8.7	24	0
Laviska Shenault Jr.	3	15	5.0	8	0
Tommy Tremble	2	25	12.5	21	0
Jonathan Mingo	2	21	10.5	11	0
Hayden Hurst	1	16	16.0	16	0
Raheem Blackshear	1	4	4.0	4	0
Chuba Hubbard	1	2	2.0	2	0
<b>TOTAL</b>	<b>24</b>	<b>224</b>	<b>9.3</b>	<b>27</b>	<b>1</b>

TOP DEFENSE	TOT	SOLO	AST	SCK	YDS	INT
CJ Henderson	9	8	1	0.0	0.0	0
Frankie Luvu	9	5	4	0.0	0.0	0
Matthias Farley	5	4	1	0.0	0.0	0

FIELD GOALS	FGM/FGA	PERCENT	RESULTS
Eddy Piñeiro	0-1	0.0	43WR
<b>TOTAL</b>	<b>0-1</b>	<b>0.0</b>	

### MIAMI DOLPHINS

PASSING	ATT	CP	YDS	SK/YD	TD	LG	INT	RTG
Tua Tagovailoa	31	21	262	0/0	3	47	0	126.0
Mike White	1	0	0	0/0	0	0	1	0.0
<b>TOTAL</b>	<b>32</b>	<b>21</b>	<b>262</b>	<b>0/0</b>	<b>3</b>	<b>47</b>	<b>1</b>	<b>109.1</b>

RUSHING	ATT	YDS	AVG	LG	TD
Raheem Mostert	17	115	6.8	49	2
Chris Brooks	6	28	4.7	28	0
Salvon Ahmed	6	23	3.8	9t	1
Tua Tagovailoa	1	0	0.0	0	0
Mike White	3	-4	-1.3	-1	0
<b>TOTAL</b>	<b>33</b>	<b>162</b>	<b>4.9</b>	<b>49</b>	<b>3</b>

RECEIVING	NO	YDS	AVG	LG	TD
Jaylen Waddle	7	51	7.3	17	1
Tyreek Hill	6	163	27.2	47	1
Raheem Mostert	3	17	5.7	8	1
Salvon Ahmed	3	11	3.7	9	0
Braxton Berrios	2	20	10.0	10	0
<b>TOTAL</b>	<b>21</b>	<b>262</b>	<b>12.5</b>	<b>47</b>	<b>3</b>

TOP DEFENSE	TOT	SOLO	AST	SCK	YDS	INT
David Long Jr.	11	4	7	0.0	0.0	0
Eli Apple	6	4	2	0.0	0.0	0
Bradley Chubb	6	4	2	1.0	6.0	0

FIELD GOALS	FGM/FGA	PERCENT	RESULTS
	No Field Goals		

### Team Statistics

	Panthers	Dolphins
First Downs	21	23
3rd-Down Eff. (Made/Att/Pct)	5/14/36%	7/13/54%
4th-Down Eff. (Made/Att/Pct)	0/4/0%	0/0/0%
Total Net Yards	296	424
Total Plays	68	65
Yards Per Play	4.4	6.5
Rushes/Net Yards	25/108	33/162
Net Passing	188	262
Pass Attempts/Completions	39/24	32/21
Had Intercepted	0	1
Sacked/Yards Lost	4/36	0/0
Punts/Average	4/47.3	4/48.5
Penalties/Yards	3/11	3/25
Fumbles/Lost	1/0	1/0
Possession Time	30:44	29:16



# GAME SUMMARIES



13

## WEEK 8

Houston Texans 13, Carolina Panthers 15

7:15,05 Bank of America Stadium Oct 29, 2023



15

Houston Texans .....	0	7	6	0	—	13
Carolina Panthers .....	0	6	6	3	—	15

### SCORING DRIVES

TEAM	QTR	TIME	SCORING PLAY	HOU	CAR
Texans	2	13:13	A.Beck 1 yd. run (K.Fairbairn kick) (17-92, 9:20)	7	0
Panthers	2	01:35	T.Tremble 1 yd. pass from B.Young (kick failed, wr) (9-60, 3:18)	7	6
Panthers	3	10:46	E.Pineiro 46 yd. Field Goal (9-49, 4:14)	7	9
Panthers	3	07:58	E.Pineiro 37 yd. Field Goal (4-8, 1:57)	7	12
Texans	3	00:35	C.Stroud 1 yd. run (pass failed) (12-75, 7:23)	13	12
Panthers	4	00:00	E.Pineiro 23 yd. Field Goal (15-86, 6:17)	13	15

HOUSTON TEXANS		CAROLINA PANTHERS	
OFFENSE	DEFENSE	OFFENSE	DEFENSE
QB 7 C. Stroud	DE 51 W. Anderson Jr.	LT 79 I. Ekwonu	DT 99 S. Tuttle
RB 31 D. Pierce	DE 52 J. Greenard	LG 76 C. Throckmorton	DE 95 D. Brown
WR 12 N. Collins	DT 96 M. Collins	C 56 B. Bozeman	OLB 50 J. Houston
WR 85 N. Brown	DT 93 K. Hinsh	RG 63 A. Corbett	OLB 0 B. Burns
WR 3 T. Dell	LB 39 H. To'oTo'o	RT 72 T. Moton	LB 49 F. Luvu
TE 86 D. Schultz	LB 48 C. Harris	TE 81 H. Hurst	LB 40 D. Jones
LT 78 L. Tunstall	LB 53 B. Cashman	WR 17 D. Chark Jr.	CB 23 C. Henderson
LG 71 T. Howard	CB 0 S. Griffin	WR 19 A. Thielen	CB 26 D. Jackson
C 68 J. Patterson	CB 21 S. Nelson	WR 15 J. Mingo	S 25 X. Woods
RG 69 S. Mason	S 5 J. Pitre	QB 9 B. Young	S 42 S. Franklin Jr.
RT 77 G. Fant	S 1 J. Ward	RB 30 C. Hubbard	NCB 13 T. Hill

### HOUSTON TEXANS

PASSING	ATT	CP	YDS	SK/YD	TD	LG	INT	RTG
C.J. Stroud	24	16	140	2/21	0	31	0	81.9
<b>TOTAL</b>	<b>24</b>	<b>16</b>	<b>140</b>	<b>2/21</b>	<b>0</b>	<b>31</b>	<b>0</b>	<b>81.9</b>

RUSHING	ATT	YDS	AVG	LG	TD
Dameon Pierce	12	46	3.8	16	0
Devin Singletary	10	30	3.0	9	0
Tank Dell	3	15	5.0	11	0
C.J. Stroud	2	13	6.5	12	1
Mike Boone	1	5	5.0	5	0
Andrew Beck	2	1	0.5	1t	1
<b>TOTAL</b>	<b>30</b>	<b>110</b>	<b>3.7</b>	<b>16</b>	<b>2</b>

RECEIVING	NO	YDS	AVG	LG	TD
Nico Collins	4	30	7.5	15	0
Noah Brown	3	57	19.0	31	0
Tank Dell	3	16	5.3	9	0
Devin Singletary	2	13	6.5	10	0
Dalton Schultz	2	5	2.5	9	0
Mike Boone	1	11	11.0	11	0
Andrew Beck	1	8	8.0	8	0
<b>TOTAL</b>	<b>16</b>	<b>140</b>	<b>8.8</b>	<b>31</b>	<b>0</b>

TOP DEFENSE	TOT	SOLO	AST	SCK	YDS	INT
Denzel Perryman	9	6	3	0.5	4.5	0
Shaquill Griffin	8	8	0	0.0	0.0	0
Jimmie Ward	8	3	5	0.0	0.0	0

FIELD GOALS	FGM/FGA	PERCENT	RESULTS
No Field Goals			

### CAROLINA PANTHERS

PASSING	ATT	CP	YDS	SK/YD	TD	LG	INT	RTG
Bryce Young	31	22	235	6/55	1	40	0	103.6
<b>TOTAL</b>	<b>31</b>	<b>22</b>	<b>235</b>	<b>6/55</b>	<b>1</b>	<b>40</b>	<b>0</b>	<b>103.6</b>

RUSHING	ATT	YDS	AVG	LG	TD
Chuba Hubbard	15	28	1.9	8	0
Bryce Young	4	11	2.8	7	0
Raheem Blackshear	3	5	1.7	6	0
Miles Sanders	2	0	0.0	4	0
<b>TOTAL</b>	<b>24</b>	<b>44</b>	<b>1.8</b>	<b>8</b>	<b>0</b>

RECEIVING	NO	YDS	AVG	LG	TD
Adam Thielen	8	72	9.0	31	0
Jonathan Mingo	4	62	15.5	40	0
Raheem Blackshear	2	26	13.0	19	0
Chuba Hubbard	2	26	13.0	14	0
DJ Chark Jr.	2	23	11.5	20	0
Tommy Tremble	2	4	2.0	3	1
Stephen Sullivan	1	13	13.0	13	0
Terrace Marshall Jr.	1	9	9.0	9	0
<b>TOTAL</b>	<b>22</b>	<b>235</b>	<b>10.7</b>	<b>40</b>	<b>1</b>

TOP DEFENSE	TOT	SOLO	AST	SCK	YDS	INT
Frankie Luu	12	7	5	1.0	11.0	0
Xavier Woods	8	6	2	0.0	0.0	0
Donte Jackson	5	5	0	0.0	0.0	0

FIELD GOALS	FGM/FGA	PERCENT	RESULTS
Eddy Pineiro	3-3	100.0	46G, 37G, 23G
<b>TOTAL</b>	<b>3-3</b>	<b>100.0</b>	

### Team Statistics

	Texans	Panthers
First Downs	16	20
3rd-Down Eff. (Made/Att/Pct)	5/12/42%	5/14/36%
4th-Down Eff. (Made/Att/Pct)	1/1/100%	1/2/50%
Total Net Yards	229	224
Total Plays	56	61
Yards Per Play	4.1	3.7
Rushes/Net Yards	30/110	24/44
Net Passing	119	180
Pass Attempts/Completions	24/16	31/22
Had Intercepted	0	0
Sacked/Yards Lost	2/21	6/55
Punts/Average	6/47.8	4/50.8
Penalties/Yards	10/70	3/20
Fumbles/Lost	1/1	0/0
Possession Time	29:31	30:29

# GAME SUMMARIES



## WEEK 9

Indianapolis Colts 27, Carolina Panthers 13  
72,301 Bank of America Stadium Nov 5, 2023



Indianapolis Colts	0	20	0	7	—	27
Carolina Panthers	0	3	7	3	—	13

### SCORING DRIVES

TEAM	QTR	TIME	SCORING PLAY	IND	CAR
Colts	2	13:52	M.Gay 26 yd. Field Goal (15-75, 7:19)	3	0
Colts	2	07:43	J.Taylor 10 yd. pass from G.Minshew (M.Gay kick) (9-64, 4:29)	10	0
Panthers	2	03:34	E.Pineiro 35 yd. Field Goal (9-39, 4:09)	10	3
Colts	2	00:53	M.Gay 57 yd. Field Goal (11-36, 2:41)	13	3
Colts	2	00:20	K.Moore 49 yd. interception return (M.Gay kick)	20	3
Panthers	3	04:34	D.Chark 5 yd. pass from B.Young (E.Pineiro kick) (15-77, 7:55)	20	10
Colts	4	13:40	K.Moore 66 yd. interception return (M.Gay kick)	27	10
Panthers	4	08:09	E.Pineiro 49 yd. Field Goal (14-44, 5:31)	27	13

#### INDIANAPOLIS COLTS

OFFENSE	DEFENSE
LT 79 B. Raimann	DE 51 K. Paye
LG 56 Q. Nelson	DT 99 D. Buckner
C 78 R. Kelly	NT 96 T. Bryan
RG 75 W. Fries	DE 52 S. Ebukam
RT 73 B. Freeland	WLB 53 S. Leonard
TE 85 D. Ogletree	MLB 50 S. Olibu
WR 9 J. Winfree	CB 40 J. Jones
WR 14 A. Pierce	CB 23 K. Moore II
WR 11 M. Pittman Jr.	CB 39 D. Baker Jr.
QB 10 G. Minshew II	FS 25 R. Thomas II
RB 28 J. Taylor	SS 32 J. Blackmon

#### CAROLINA PANTHERS

OFFENSE	DEFENSE
LT 79 I. Ekwonu	DT 99 S. Tuttle
LG 76 C. Throckmorton	DE 95 D. Brown
C 56 B. Bozeman	OLB 52 D. Johnson
RG 63 A. Corbett	OLB 0 B. Burns
RT 72 T. Moton	LB 49 F. Luvu
TE 81 H. Hurst	CB 23 C. Henderson
WR 17 D. Chark Jr.	CB 26 D. Jackson
WR 19 A. Thielen	S 25 X. Woods
WR 15 J. Mingo	S 27 A. Cook
QB 9 B. Young	NCB 22 J. Robinson
RB 30 C. Hubbard	DE 96 D. Williams

### INDIANAPOLIS COLTS

PASSING	ATT	CP	YDS	SK/YD	TD	LG	INT	RTG
Gardner Minshew II	26	17	127	1/7	1	19	0	89.7
<b>TOTAL</b>	<b>26</b>	<b>17</b>	<b>127</b>	<b>1/7</b>	<b>1</b>	<b>19</b>	<b>0</b>	<b>89.7</b>

RUSHING	ATT	YDS	AVG	LG	TD
Jonathan Taylor	18	47	2.6	13	0
Zack Moss	7	26	3.7	8	0
Gardner Minshew II	5	5	1.0	7	0
<b>TOTAL</b>	<b>30</b>	<b>78</b>	<b>2.6</b>	<b>13</b>	<b>0</b>

RECEIVING	NO	YDS	AVG	LG	TD
Michael Pittman Jr.	8	64	8.0	16	0
Jonathan Taylor	5	22	4.4	10t	1
Isaiah McKenzie	2	12	6.0	11	0
Drew Ogletree	1	19	19.0	19	0
Josh Downs	1	10	10.0	10	0
<b>TOTAL</b>	<b>17</b>	<b>127</b>	<b>7.5</b>	<b>19</b>	<b>1</b>

TOP DEFENSE	TOT	SOLO	AST	SCK	YDS	INT
Shaquille Leonard	10	7	3	0.0	0.0	0
Kenny Moore II	8	7	1	0.0	0.0	2
Julian Blackmon	6	5	1	0.0	0.0	0

FIELD GOALS	FGM/FGA	PERCENT	RESULTS
Matt Gay	2-2	100.0	26G, 57G
<b>TOTAL</b>	<b>2-2</b>	<b>100.0</b>	

### CAROLINA PANTHERS

PASSING	ATT	CP	YDS	SK/YD	TD	LG	INT	RTG
Bryce Young	39	24	173	4/36	1	48	3	48.3
<b>TOTAL</b>	<b>39</b>	<b>24</b>	<b>173</b>	<b>4/36</b>	<b>1</b>	<b>48</b>	<b>3</b>	<b>48.3</b>

RUSHING	ATT	YDS	AVG	LG	TD
Chuba Hubbard	16	58	3.6	20	0
Bryce Young	5	41	8.2	13	0
Miles Sanders	6	39	6.5	11	0
Raheem Blackshear	1	0	0.0	0	0
<b>TOTAL</b>	<b>28</b>	<b>138</b>	<b>4.9</b>	<b>20</b>	<b>0</b>

RECEIVING	NO	YDS	AVG	LG	TD
Adam Thielen	5	29	5.8	7	0
Stephen Sullivan	4	28	7.0	9	0
Chuba Hubbard	4	9	2.3	4	0
Miles Sanders	3	22	7.3	11	0
Hayden Hurst	2	54	27.0	48	0
Tommy Tremble	2	12	6.0	11	0
DJ Chark Jr.	2	9	4.5	5t	1
Raheem Blackshear	1	5	5.0	5	0
Jonathan Mingo	1	5	5.0	5	0
<b>TOTAL</b>	<b>24</b>	<b>173</b>	<b>7.2</b>	<b>48</b>	<b>1</b>

TOP DEFENSE	TOT	SOLO	AST	SCK	YDS	INT
Frankie Luvu	11	8	3	0.0	0.0	0
Alex Cook	7	3	4	0.0	0.0	0
Donte Jackson	5	4	1	0.0	0.0	0

FIELD GOALS	FGM/FGA	PERCENT	RESULTS
Eddy Pineiro	2-2	100.0	35G, 49G
<b>TOTAL</b>	<b>2-2</b>	<b>100.0</b>	

### Team Statistics

	Colts	Panthers
First Downs	17	17
3rd-Down Eff. (Made/Att/Pct)	4/13/31%	7/16/44%
4th-Down Eff. (Made/Att/Pct)	0/0/0%	2/3/67%
Total Net Yards	198	275
Total Plays	57	71
Yards Per Play	3.5	3.9
Rushes/Net Yards	30/78	28/138
Net Passing	120	137
Pass Attempts/Completions	26/17	39/24
Had Intercepted	0	3
Sacked/Yards Lost	1/7	4/36
Punts/Average	5/48.2	4/43.5
Penalties/Yards	5/25	10/81
Fumbles/Lost	1/1	1/0
Possession Time	28:51	31:09

# GAME SUMMARIES



13

Carolina Panthers ..... 7 3 0 3 — 13  
 Chicago Bears ..... 3 6 7 0 — 16

## WEEK 10

Carolina Panthers 13, Chicago Bears 16  
 61,200 Soldier Field Nov 9, 2023



16

### SCORING DRIVES

TEAM	QTR	TIME	SCORING PLAY	CAR	CHI
Panthers	1	05:46	I.Smith-Marsette 79 yd. punt return (E.Pineiro kick)	7	0
Bears	1	02:29	C.Santos 54 yd. Field Goal (8-39, 3:17)	7	3
Panthers	2	13:33	E.Pineiro 33 yd. Field Goal (8-60, 3:56)	10	3
Bears	2	03:06	C.Santos 36 yd. Field Goal (11-35, 5:13)	10	6
Bears	2	00:00	C.Santos 39 yd. Field Goal (9-70, 1:12)	10	9
Bears	3	06:33	D.Foreman 4 yd. run (C.Santos kick) (9-38, 3:56)	10	16
Panthers	4	11:06	E.Pineiro 39 yd. Field Goal (8-20, 4:42)	13	16

### CHICAGO BEARS

OFFENSE		DEFENSE	
WR 11	D. Mooney	DE 98	M. Sweat
WR 2	D. Moore	DL 91	Y. Ngakoue
LT 70	B. Jones	DL 97	A. Billings
LG 65	C. Whitehair	DL 93	J. Jones
C 62	L. Patrick	LB 53	T. Edwards
RG 76	T. Jenkins	LB 57	J. Sanborn
RT 58	D. Wright	CB 33	J. Johnson
TE 85	C. Kmet	CB 6	K. Gordon
WR 13	T. Scott	CB 29	T. Stevenson
QB 17	T. Bagent	S 4	E. Jackson
RB 21	D. Foreman	S 9	T. Brisker

### CAROLINA PANTHERS

OFFENSE		DEFENSE	
LT 79	I. Ekwonu	DT 99	S. Tuttle
LG 76	C. Throckmorton	DE 95	D. Brown
C 56	B. Bozeman	OLB 52	D. Johnson
RG 63	A. Corbett	OLB 90	A. Barno
RT 72	T. Moton	LB 49	F. Luvu
TE 81	H. Hurst	CB 32	D. Boatle
WR 88	T. Marshall Jr.	CB 26	D. Jackson
WR 19	A. Thielen	S 25	X. Woods
WR 15	J. Mingo	S 24	V. Bell
QB 9	B. Young	NCB 22	J. Robinson
RB 30	C. Hubbard	DE 96	D. Williams

### CAROLINA PANTHERS

PASSING	ATT	CP	YDS	SK/YD	TD	LG	INT	RTG
Bryce Young	38	21	185	3/15	0	45	0	68.4
TOTAL	38	21	185	3/15	0	45	0	68.4

RUSHING	ATT	YDS	AVG	LG	TD
Chuba Hubbard	9	23	2.6	9	0
Bryce Young	3	18	6.0	8	0
Raheem Blackshear	2	7	3.5	4	0
Miles Sanders	2	-5	-2.5	1	0
TOTAL	16	43	2.7	9	0

RECEIVING	NO	YDS	AVG	LG	TD
Adam Thielen	6	42	7.0	14	0
Jonathan Mingo	3	20	6.7	10	0
Tommy Tremble	3	16	5.3	11	0
Chuba Hubbard	2	16	8.0	10	0
Miles Sanders	2	15	7.5	13	0
Hayden Hurst	2	14	7.0	7	0
Mike Strachan	1	45	45.0	45	0
Terrace Marshall Jr.	1	11	11.0	11	0
Raheem Blackshear	1	6	6.0	6	0
TOTAL	21	185	8.8	45	0

TOP DEFENSE	TOT	SOLO	AST	SCK	YDS	INT
Frankie Luvu	11	6	5	0.0	0.0	0
Derrick Brown	10	9	1	0.0	0.0	0
Donte Jackson	7	5	2	0.0	0.0	0

FIELD GOALS	FGM/FGA	PERCENT	RESULTS
Eddy Piñeiro	2-3	66.7	33G, 39G, 59SH
TOTAL	2-3	66.0	

### CHICAGO BEARS

PASSING	ATT	CP	YDS	SK/YD	TD	LG	INT	RTG
Tyson Bagent	33	20	162	0/0	0	16	0	73.0
TOTAL	33	20	162	0/0	0	16	0	73.0

RUSHING	ATT	YDS	AVG	LG	TD
D'Onta Foreman	21	80	3.8	11	1
Roschon Johnson	5	18	3.6	6	0
Tyler Scott	1	16	16.0	16	0
Tyson Bagent	6	12	2.0	7	0
Darrynton Evans	2	5	2.5	3	0
Cole Kmet	1	1	1.0	1	0
DJ Moore	1	1	1.0	1	0
TOTAL	37	133	3.6	16	1

RECEIVING	NO	YDS	AVG	LG	TD
DJ Moore	5	58	11.6	16	0
Cole Kmet	5	45	9.0	14	0
Roschon Johnson	4	14	3.5	6	0
Darnell Mooney	2	14	7.0	8	0
D'Onta Foreman	2	12	6.0	12	0
Tyler Scott	1	15	15.0	15	0
Equanimeous St. Brown	1	4	4.0	4	0
TOTAL	20	162	8.1	16	0

TOP DEFENSE	TOT	SOLO	AST	SCK	YDS	INT
T.J. Edwards	12	5	7	0.0	0.0	0
Jaquan Brisker	9	5	4	0.0	0.0	0
Kyler Gordon	8	7	1	0.0	0.0	0

FIELD GOALS	FGM/FGA	PERCENT	RESULTS
Cairo Santos	3-3	100.0	54G, 36G, 39G
TOTAL	3-3	100.0	

### Team Statistics

	Panthers	Bears
First Downs	12	21
3rd-Down Eff. (Made/Att/Pct)	3/15/20%	6/15/40%
4th-Down Eff. (Made/Att/Pct)	3/3/100%	1/1/100%
Total Net Yards	213	295
Total Plays	57	70
Yards Per Play	3.7	4.2
Rushes/Net Yards	16/43	37/133
Net Passing	170	162
Pass Attempts/Completions	38/21	33/20
Had Intercepted	0	0
Sacked/Yards Lost	3/15	0/0
Punts/Average	6/45.3	6/46.7
Penalties/Yards	5/45	7/44
Fumbles/Lost	1/0	0/0
Possession Time	26:29	33:31

# GAME SUMMARIES



33

## WEEK 11

Dallas Cowboys 33, Carolina Panthers 10

73,543 Bank of America Stadium Nov 19, 2023



10

Dallas Cowboys	7	10	0	16	—	33
Carolina Panthers	0	3	7	0	—	10

### SCORING DRIVES

TEAM	QTR	TIME	SCORING PLAY	DAL	CAR
Cowboys	1	03:20	L.Schoonmaker 18 yd. pass from D.Prescott (B.Aubrey kick) (10-83, 4:59)	7	0
Cowboys	2	11:01	B.Aubrey 30 yd. Field Goal (12-69, 5:09)	10	0
Panthers	2	01:56	E.Pineiro 42 yd. Field Goal (10-50, 4:54)	10	3
Cowboys	2	00:24	C.Lamb 5 yd. pass from D.Prescott (B.Aubrey kick) (11-60, 1:32)	17	3
Panthers	3	01:59	T.Tremble 4 yd. pass from B.Young (E.Pineiro kick) (17-70, 8:58)	17	10
Cowboys	4	13:58	T.Pollard 21 yd. run (B.Aubrey kick) (8-75, 3:01)	24	10
Cowboys	4	13:48	D.Bland 30 yd. interception return (kick failed, wl)	30	10
Cowboys	4	07:18	B.Aubrey 27 yd. Field Goal (7-18, 4:00)	33	10

### DALLAS COWBOYS

OFFENSE		DEFENSE	
WR	3 B. Cooks	DE	90 D. Lawrence
LT	77 T. Smith	DT	95 J. Hankins
LG	73 T. Smith	DT	97 O. Odighizuwa
C	63 T. Biadasiw	DE	11 M. Parsons
RG	70 Z. Martin	LB	14 M. Bell
RT	78 T. Steele	LB	33 D. Clark
TE	87 J. Ferguson	CB	21 S. Gilmore
WR	13 M. Gallup	CB	26 D. Bland
WR	88 C. Lamb	S	6 D. Wilson
QB	4 D. Prescott	S	28 M. Hooker
RB	20 T. Pollard	S	1 J. Kearse

### CAROLINA PANTHERS

OFFENSE		DEFENSE	
LT	79 I. Ekwonu	DT	99 S. Tuttle
LG	62 C. Zavala	DE	95 D. Brown
C	56 B. Bozeman	OLB	52 D. Johnson
RG	63 A. Corbett	OLB	0 B. Burns
RT	72 T. Moton	LB	49 F. Luvu
TE	82 T. Tremble	CB	32 D. Boatle
TE	80 I. Thomas	CB	26 D. Jackson
WR	86 M. Strachan	S	25 X. Woods
WR	19 A. Thielen	S	24 V. Bell
QB	9 B. Young	NCB	13 T. Hill
RB	30 C. Hubbard	DE	96 D. Williams

### DALLAS COWBOYS

PASSING	ATT	CP	YDS	SK/YD	TD	LG	INT	RTG
Dak Prescott	38	25	189	0/0	2	24	0	95.2
Cooper Rush	3	2	15	0/0	0	10	0	78.5
TOTAL	41	27	204	0/0	2	24	0	94.0

RUSHING	ATT	YDS	AVG	LG	TD
Tony Pollard	12	61	5.1	22	1
Rico Dowdle	8	23	2.9	11	0
KaVontae Turpin	1	13	13.0	13	0
CeeDee Lamb	1	7	7.0	7	0
Dak Prescott	2	6	3.0	3	0
Cooper Rush	3	-3	-1.0	-1	0
TOTAL	27	107	4.0	22	1

RECEIVING	NO	YDS	AVG	LG	TD
CeeDee Lamb	6	38	6.3	10	1
Tony Pollard	4	19	4.8	12	0
Brandin Cooks	3	42	14.0	22	0
Jake Ferguson	3	32	10.7	24	0
Michael Gallup	3	31	10.3	19	0
Luke Schoonmaker	2	23	11.5	18t	1
Jalen Tolbert	2	12	6.0	7	0
KaVontae Turpin	2	10	5.0	10	0
Rico Dowdle	2	-3	-1.5	-1	0
TOTAL	27	204	7.6	24	2

TOP DEFENSE	TOT	SOLO	AST	SCK	YDS	INT
Markquese Bell	10	6	4	0.0	0.0	0
Damone Clark	7	2	5	0.0	0.0	0
Jayron Kearse	6	3	3	0.5	4.0	0

FIELD GOALS	FGM/FGA	PERCENT	RESULTS
Brandon Aubrey	2-2	100.0	30G, 27G
TOTAL	2-2	100.0	

### CAROLINA PANTHERS

PASSING	ATT	CP	YDS	SK/YD	TD	LG	INT	RTG
Bryce Young	29	16	123	7/46	1	20	1	62.9
TOTAL	29	16	123	7/46	1	20	1	62.9

RUSHING	ATT	YDS	AVG	LG	TD
Chuba Hubbard	10	57	5.7	14	0
Miles Sanders	11	50	4.5	15	0
Bryce Young	2	3	1.5	4	0
TOTAL	23	110	4.8	15	0

RECEIVING	NO	YDS	AVG	LG	TD
Adam Thielen	8	74	9.3	16	0
Laviska Shenault Jr.	2	9	4.5	5	0
Chuba Hubbard	2	8	4.0	6	0
Stephen Sullivan	1	20	20.0	20	0
Jonathan Mingo	1	6	6.0	6	0
Tommy Tremble	1	4	4.0	4t	1
Miles Sanders	1	2	2.0	2	0
TOTAL	16	123	7.7	20	1

TOP DEFENSE	TOT	SOLO	AST	SCK	YDS	INT
Frankie Luvu	8	6	2	0.0	0.0	0
Troy Hill	8	3	5	0.0	0.0	0
Vonn Bell	7	6	1	0.0	0.0	0

FIELD GOALS	FGM/FGA	PERCENT	RESULTS
Eddy Pineiro	1-1	100.0	42G
TOTAL	1-1	100.0	

### Team Statistics

	Cowboys	Panthers
First Downs	23	13
3rd-Down Eff. (Made/Att/Pct)	7/16/44%	5/15/33%
4th-Down Eff. (Made/Att/Pct)	0/0/0%	3/3/100%
Total Net Yards	311	187
Total Plays	68	59
Yards Per Play	4.6	3.2
Rushes/Net Yards	27/107	23/110
Net Passing	204	77
Pass Attempts/Completions	41/27	29/16
Had Intercepted	0	1
Sacked/Yards Lost	0/0	7/46
Punts/Average	3/57.8	5/48.4
Penalties/Yards	5/45	8/90
Fumbles/Lost	0/0	2/1
Possession Time	31:21	28:39

# GAME SUMMARIES



10

## WEEK 12

Carolina Panthers 10, Tennessee Titans 17  
62,493 🏆 Nissan Stadium 🏆 Nov 26, 2023



17

Carolina Panthers .....	0	3	7	0	—	10
Tennessee Titans .....	7	10	0	0	—	17

### SCORING DRIVES

TEAM	QTR	TIME	SCORING PLAY	CAR	TEN
Titans	1	00:34	D.Henry 1 yd. run (N.Folk kick) (15-91, 9:36)	0	7
Panthers	2	08:51	E.Pineiro 50 yd. Field Goal (14-47, 6:43)	3	7
Titans	2	02:27	D.Henry 10 yd. run (N.Folk kick) (2-15, 0:39)	3	14
Titans	2	00:00	N.Folk 53 yd. Field Goal (5-27, 0:28)	3	17
Panthers	3	08:06	C.Hubbard 5 yd. run (E.Pineiro kick) (11-67, 6:54)	10	17

### TENNESSEE TITANS

OFFENSE	DEFENSE
WR 11 C. Moore	DE 69 T. McLendon Jr.
WR 15 N. Westbrook-Ikhine	DT 93 T. Tart
TE 88 T. Wesco	DT 98 J. Simmons
QB 8 W. Lewis	OLB 58 H. Landry III
RB 22 D. Henry	CB 26 K. Fulton
	CB 0 S. Murphy-Bunting
	S 37 A. Hooker

### CAROLINA PANTHERS

OFFENSE	DEFENSE
LT 79 I. Ekwonu	DT 99 S. Tuttle
LG 62 C. Zavala	DE 95 D. Brown
C 56 B. Bozeman	OLB 98 M. Hayes Sr.
RG 64 B. Toth	OLB 0 B. Burns
RT 72 T. Moton	LB 49 F. Luvu
TE 82 T. Tremble	LB 54 K. Grugier-Hill
TE 80 I. Thomas	CB 20 D. Long Jr.
WR 19 A. Thielen	CB 26 D. Jackson
WR 15 J. Mingo	S 25 X. Woods
QB 9 B. Young	S 24 V. Bell
RB 30 C. Hubbard	DE 96 D. Williams

### CAROLINA PANTHERS

PASSING	ATT	CP	YDS	SK/YD	TD	LG	INT	RTG
Bryce Young	31	18	194	4/32	0	25	0	76.5
TOTAL	31	18	194	4/32	0	25	0	76.5

RUSHING	ATT	YDS	AVG	LG	TD
Chuba Hubbard	14	45	3.2	15	1
Miles Sanders	15	28	1.9	15	0
Bryce Young	3	23	7.7	11	0
TOTAL	32	96	3.0	15	1

RECEIVING	NO	YDS	AVG	LG	TD
Chuba Hubbard	5	47	9.4	25	0
Jonathan Mingo	4	60	15.0	24	0
DJ Chark Jr.	3	34	11.3	19	0
Ihmir Smith-Marsette	1	14	14.0	14	0
Stephen Sullivan	1	13	13.0	13	0
Ian Thomas	1	9	9.0	9	0
Laviska Shenault Jr.	1	8	8.0	8	0
Tommy Tremble	1	7	7.0	7	0
Adam Thielen	1	2	2.0	2	0
TOTAL	18	194	10.8	25	0

TOP DEFENSE	TOT	SOLO	AST	SCK	YDS	INT
David Long Jr.	7	5	2	0.0	0.0	0
Kamu Grugier-Hill	5	3	2	0.0	0.0	0
Derrick Brown	5	2	3	0.0	0.0	0

FIELD GOALS	FGM/FGA	PERCENT	RESULTS
Eddy Piñeiro	1-1	100.0	50G
TOTAL	1-1	100.0	

### TENNESSEE TITANS

PASSING	ATT	CP	YDS	SK/YD	TD	LG	INT	RTG
Will Levis	28	18	185	1/1	0	25	0	83.2
TOTAL	28	18	185	1/1	0	25	0	83.2

RUSHING	ATT	YDS	AVG	LG	TD
Derrick Henry	18	76	4.2	18	2
Tyjae Spears	2	6	3.0	8	0
Chris Moore	1	1	1.0	1	0
Will Levis	3	-3	-1.0	-1	0
TOTAL	24	80	3.3	18	2

RECEIVING	NO	YDS	AVG	LG	TD
Chig Okonkwo	4	45	11.3	25	0
Nick Westbrook-Ikhine	4	41	10.3	18	0
DeAndre Hopkins	3	49	16.3	19	0
Chris Moore	3	41	13.7	22	0
Josh Whyte	1	11	11.0	11	0
Tyjae Spears	1	1	1.0	1	0
Derrick Henry	1	0	0.0	0	0
Kyle Philips	1	-3	-3.0	-3	0
TOTAL	18	185	10.3	25	0

TOP DEFENSE	TOT	SOLO	AST	SCK	YDS	INT
Amani Hooker	10	8	2	0.0	0.0	0
K'Von Wallace	8	7	1	0.0	0.0	0
Azeez Al-Shaair	8	6	2	0.0	0.0	0

FIELD GOALS	FGM/FGA	PERCENT	RESULTS
Nick Folk	1-1	100.0	53G
TOTAL	1-1	100.0	

### Team Statistics

	Panthers	Titans
First Downs	19	15
3rd-Down Eff. (Made/Att/Pct)	6/16/38%	2/11/18%
4th-Down Eff. (Made/Att/Pct)	2/3/67%	1/1/100%
Total Net Yards	258	264
Total Plays	67	53
Yards Per Play	3.9	5.0
Rushes/Net Yards	32/96	24/80
Net Passing	162	184
Pass Attempts/Completions	31/18	28/18
Had Intercepted	0	0
Sacked/Yards Lost	4/32	1/1
Punts/Average	6/47.0	7/53.7
Penalties/Yards	4/35	8/53
Fumbles/Lost	1/1	0/0
Possession Time	33:49	26:11

# GAME SUMMARIES



WEEK 13

Carolina Panthers 18, Tampa Bay Buccaneers 21  
62,432 Raymond James Stadium Dec 3, 2023



Carolina Panthers ..... 0 3 7 8 — 18  
Tampa Bay Buccaneers ..... 7 0 7 7 — 21

## SCORING DRIVES

TEAM	QTR	TIME	SCORING PLAY	CAR	TB
Buccaneers	1	06:08	R.White 1 yd. run (C.McLaughlin kick) (8-57, 3:26)	0	7
Panthers	2	13:30	E.Pineiro 23 yd. Field Goal (14-70, 7:38)	3	7
Panthers	3	05:04	C.Hubbard 1 yd. run (E.Pineiro kick) (7-65, 3:36)	10	7
Buccaneers	3	04:54	M.Evans 75 yd. pass from B.Mayfield (C.McLaughlin kick) (1-75, 0:10)	10	14
Buccaneers	4	11:36	C.Godwin 19 yd. run (C.McLaughlin kick) (7-67, 4:05)	10	21
Panthers	4	05:02	C.Hubbard 1 yd. run (B.Young run) (11-75, 6:34)	16	21

## TAMPA BAY BUCCANEERS

OFFENSE		DEFENSE	
WR 13	M. Evans	OLB 0	Y. Diaby
WR 14	C. Godwin	OLB 7	S. Barrett
TE 87	P. Durham	DL 94	C. Kancey
TE 88	C. Otton	NT 50	V. Vea
C 70	R. Hainsey	CB 24	C. Davis III
QB 6	B. Mayfield	CB 27	Z. McCollum
RB 1	R. White	S 29	C. Iien
		S 31	A. Winfield Jr.

## CAROLINA PANTHERS

OFFENSE		DEFENSE	
LT 79	I. Ekwonu	DT 99	S. Tuttle
LG 67	J. McCray	DE 95	D. Brown
C 56	B. Bozeman	OLB 97	Y. Cross-Matos
RG 66	N. Jensen	OLB 0	B. Burns
RT 72	T. Moton	LB 49	F. Luvu
TE 80	L. Thomas	LB 40	D. Jones
WR 17	D. Chark Jr.	CB 26	D. Jackson
WR 19	A. Thielen	CB 8	J. Horn
WR 15	J. Mingo	S 25	X. Woods
QB 9	B. Young	S 27	A. Cook
RB 30	C. Hubbard	NCB 13	T. Hill

## CAROLINA PANTHERS

PASSING	ATT	CP	YDS	SK/YD	TD	LG	INT	RTG
Bryce Young	31	15	178	4/29	0	31	1	52.9
<b>TOTAL</b>	<b>31</b>	<b>15</b>	<b>178</b>	<b>4/29</b>	<b>0</b>	<b>31</b>	<b>1</b>	<b>52.9</b>

RUSHING	ATT	YDS	AVG	LG	TD
Chuba Hubbard	25	104	4.2	17	2
Miles Sanders	8	23	2.9	8	0
Raheem Blackshear	1	6	6.0	6	0
<b>TOTAL</b>	<b>34</b>	<b>133</b>	<b>3.9</b>	<b>17</b>	<b>2</b>

RECEIVING	NO	YDS	AVG	LG	TD
Jonathan Mingo	6	69	11.5	31	0
DJ Chark Jr.	3	56	18.7	30	0
Adam Thielen	3	25	8.3	12	0
Stephen Sullivan	1	16	16.0	16	0
Miles Sanders	1	6	6.0	6	0
Ian Thomas	1	6	6.0	6	0
<b>TOTAL</b>	<b>15</b>	<b>178</b>	<b>11.9</b>	<b>31</b>	<b>0</b>

TOP DEFENSE	TOT	SOLO	AST	SCK	YDS	INT
Marquis Haynes Sr.	7	5	2	1.0	8.0	0
Frankie Luvu	7	3	4	0.0	0.0	0
Jaycee Horn	5	4	1	0.0	0.0	0

FIELD GOALS	FGM/FGA	PERCENT	RESULTS
Eddy Pineiro	1-1	100.0	2/3G
<b>TOTAL</b>	<b>1-1</b>	<b>100.0</b>	

## TAMPA BAY BUCCANEERS

PASSING	ATT	CP	YDS	SK/YD	TD	LG	INT	RTG
Baker Mayfield	29	14	202	1/8	1	75t	1	68.5
<b>TOTAL</b>	<b>29</b>	<b>14</b>	<b>202</b>	<b>1/8</b>	<b>1</b>	<b>75t</b>	<b>1</b>	<b>68.5</b>

RUSHING	ATT	YDS	AVG	LG	TD
Rachaad White	20	84	4.2	30	1
Chris Godwin	1	19	19.0	19t	1
Trey Palmer	1	13	13.0	13	0
Chase Edmonds	2	7	3.5	4	0
Deven Thompkins	2	7	3.5	5	0
Baker Mayfield	2	-2	-1.0	-1	0
<b>TOTAL</b>	<b>28</b>	<b>128</b>	<b>4.6</b>	<b>30</b>	<b>2</b>

RECEIVING	NO	YDS	AVG	LG	TD
Mike Evans	7	162	23.1	75t	1
Rachaad White	3	22	7.3	20	0
Trey Palmer	2	12	6.0	6	0
Deven Thompkins	1	4	4.0	4	0
Chase Edmonds	1	2	2.0	2	0
<b>TOTAL</b>	<b>14</b>	<b>202</b>	<b>14.4</b>	<b>75t</b>	<b>1</b>

TOP DEFENSE	TOT	SOLO	AST	SCK	YDS	INT
Antoine Winfield Jr.	8	6	2	1.0	9.0	1
J.J. Russell	7	6	1	1.0	9.0	0
Yaya Diaby	6	3	3	1.0	0.0	0

FIELD GOALS	FGM/FGA	PERCENT	RESULTS
	No Field Goals		

## Team Statistics

	Panthers	Buccaneers
First Downs	15	15
3rd-Down Eff. (Made/Att/Pct)	3/15/20%	6/15/40%
4th-Down Eff. (Made/Att/Pct)	1/3/33%	0/0/0%
Total Net Yards	282	322
Total Plays	69	58
Yards Per Play	4.1	5.6
Rushes/Net Yards	34/133	28/128
Net Passing	149	194
Pass Attempts/Completions	31/15	29/14
Had Intercepted	1	1
Sacked/Yards Lost	4/29	1/8
Punts/Average	8/45.9	8/46.1
Penalties/Yards	7/62	5/36
Fumbles/Lost	2/0	0/0
Possession Time	33:42	26:18

***ALL-TIME  
STATISTICAL LEADERS***



# ALL-TIME CAREER SCORERS

SCORING	YEARS	TD	TDr	TDp	TDrt	FG - ATT	PAT - ATT	2pt	S	PTS
Kasay, John	1995-2010	0	0	0	0	351 - 424	429 - 438	0	0	1482
Gano, Graham	2012-2019	0	0	0	0	165 - 193	247 - 260	0	0	742
Smith, Steve	2001-2013	75	2	67	6	0 - 0	0 - 0	2	0	454
Newton, Cam	2011-19, 2021	63	63	0	0	0 - 0	0 - 0	2	0	382
Stewart, Jonathan	2008-2017	58	51	7	0	0 - 0	0 - 0	0	0	348
Williams, DeAngelo	2006-2014	53	46	7	0	0 - 0	0 - 0	2	0	322
Muhammad, Muhsin	1996-04; 08-09	50	0	50	0	0 - 0	0 - 0	2	0	304
McCaffrey, Christian	2017-2022	50	32	18	0	0 - 0	0 - 0	1	0	302
Walls, Wesley	1996-2002	44	0	44	0	0 - 0	0 - 0	0	0	264
Olsen, Greg	2011-2019	39	0	39	0	0 - 0	0 - 0	2	0	238
Slye, Joey	2019-2020	0	0	0	0	54 - 66	64 - 71	0	0	226
Pineiro, Eddy	2022-2023	0	0	0	0	52 - 57	46 - 49	0	0	202
Funchess, Devin	2015-2018	21	0	21	0	0 - 0	0 - 0	1	0	128
Moore, DJ	2018-2022	21	0	21	0	0 - 0	0 - 0	1	0	128
Davis, Stephen	2003-2005	20	20	0	0	0 - 0	0 - 0	0	0	120
Ginn Jr., Ted	2013, 2015-16	19	0	19	0	0 - 0	0 - 0	0	0	114
Samuel, Curtis	2017-2020	19	5	14	0	0 - 0	0 - 0	0	0	114
Tolbert, Mike	2012-2016	19	13	6	0	0 - 0	0 - 0	0	0	114
Mare, Olindo	2011	0	0	0	0	22 - 28	44 - 45	0	0	110
Benjamin, Kelvin	2014-2017	18	0	18	0	0 - 0	0 - 0	0	0	108
Biakabutuka, Tshimanga	1996-2001	17	14	3	0	0 - 0	0 - 0	0	0	102
Nedney, Joe	2000	0	0	0	0	26 - 28	20 - 20	0	0	98
Foster, DeShaun	2002-2007	14	10	4	0	0 - 0	0 - 0	0	0	84
Gonzalez, Zane	2021-2022	0	0	0	0	20 - 22	22 - 23	0	0	82
Carrier, Mark	1995-1998	13	0	13	0	0 - 0	0 - 0	0	0	78
LaFell, Brandon	2010-2013	13	0	13	0	0 - 0	0 - 0	0	0	78
Lane, Fred	1997-1999	13	13	0	0	0 - 0	0 - 0	0	0	78
Hubbard, Chuba	2021 - 2023	12	11	1	0	0 - 0	0 - 0	0	0	72
Jeffers, Patrick	1999-2001	12	0	12	0	0 - 0	0 - 0	0	0	72
Ismail, Raghib	1996-1998	11	1	10	0	0 - 0	0 - 0	0	0	66
Graham, Shayne	2002	0	0	0	0	13 - 18	21 - 21	0	0	60
Anderson, Robbie	2020 - 2022	9	0	9	0	0 - 0	0 - 0	1	0	56
Goings, Nick	2001-2008	9	6	3	0	0 - 0	0 - 0	1	0	56
Johnson, Anthony	1995-1999	9	7	2	0	0 - 0	0 - 0	1	0	56
Floyd, William	1998-2000	9	7	2	0	0 - 0	0 - 0	0	0	54
Green, Willie	1995-1996	9	0	9	0	0 - 0	0 - 0	0	0	54
Hoover, Brad	2000-2009	9	3	6	0	0 - 0	0 - 0	0	0	54
King, Jeff	2006-2010	9	0	9	0	0 - 0	0 - 0	0	0	54



# ALL-TIME CAREER SCORERS

SCORING	YEARS	TD	TDr	TDp	TDrt	FG - ATT	PAT - ATT	2pt	S	PTS
Mangum, Kris	1997-2006	9	0	9	0	0 - 0	0 - 0	0	0	54
Tremble, Tommy	2021 - 2023	8	1	7	0	0 - 0	0 - 0	1	0	48
Brown, Corey	2014-2016	8	0	7	1	0 - 0	0 - 0	0	0	48
Carter, Drew	2004-2007	8	0	8	0	0 - 0	0 - 0	0	0	48
Davis, Mike	2019-2020	8	7	1	0	0 - 0	0 - 0	0	0	48
Proehl, Ricky	2003-2005	8	0	8	0	0 - 0	0 - 0	0	0	48
Cunningham, Richie	1999-2000	0	0	0	0	8 - 10	22 - 23	0	0	46
Colbert, Keary	2004-2007	7	0	7	0	0 - 0	0 - 0	1	0	44
Medlock, Justin	2012	0	0	0	0	7 - 10	23 - 23	0	0	44
Darnold, Sam	2021 - 2022	7	7	0	0	0	0 - 0	0	0	42
Hayes, Donald	1998-2001	7	0	7	0	0 - 0	0 - 0	0	0	42
Smith, Lamar	2002	7	7	0	0	0 - 0	0 - 0	0	0	42
Dickson, Ed	2014-2017	6	0	5	1	0 - 0	0 - 0	0	0	36
Weinke, Chris	2001-2006	6	6	0	0	0 - 0	0 - 0	0	0	36
Foreman D'Onta	2022	5	5	0	0	0 - 0	0 - 0	1	0	32
Artis-Payne, Cameron	2015-2018	5	5	0	0	0 - 0	0 - 0	0	0	30
Bates, Michael	1996-2000	5	0	0	5	0 - 0	0 - 0	0	0	30
Bridgewater, Teddy	2020	5	5	0	0	0 - 0	0 - 0	0	0	30
Brown, Dee	2002	5	4	1	0	0 - 0	0 - 0	0	0	30
Delhomme, Jake	2003-2009	5	5	0	0	0 - 0	0 - 0	0	0	30
Johnson, Keyshawn	2006	5	1	4	0	0 - 0	0 - 0	0	0	30
Munnerlyn, Captain	2009-13;17-18	5	0	0	5	0 - 0	0 - 0	0	0	30
Rosario, Dante	2007-2010	5	0	5	0	0 - 0	0 - 0	0	0	30
Collins, Kerry	1995-1998	4	4	0	0	0 - 0	0 - 0	2	0	28
Thielen, Adam	2023	4	0	4	0	0 - 0	0 - 0	1	0	26
Cotchery, Jerricho	2014-2015	4	0	4	0	0 - 0	0 - 0	1	0	26
Thomas, Ian	2018-2023	4	0	4	0	0 - 0	0 - 0	0	0	24
Byrd, Isaac	2000-2002	4	0	4	0	0 - 0	0 - 0	0	0	24
Carruth, Rae	1997-1999	4	0	4	0	0 - 0	0 - 0	0	0	24
Griffith, Howard	1995-1996	4	2	2	0	0 - 0	0 - 0	0	0	24
Minter, Mike	1997-2006	4	0	0	4	0 - 0	0 - 0	0	0	24
Moore, Derrick	1995	4	4	0	0	0 - 0	0 - 0	0	0	24
Shockey, Jeremy	2011	4	0	4	0	0 - 0	0 - 0	0	0	24
Whittaker, Fozzy	2014-2018	4	2	2	0	0 - 0	0 - 0	0	0	24
Catanzaro, Chandler	2018	0	0	0	0	5 - 5	7 - 8	0	0	22
Beuerlein, Steve	1996-2000	3	3	0	0	0 - 0	0 - 0	1	0	20
Chark Jr., DJ	2023	3	0	3	0	0 - 0	0 - 0	0	0	18
Blackshear, Raheem	2022-2023	3	3	0	0	0 - 0	0 - 0	0	0	18
Allen, Kyle	2018-2019	3	3	0	0	0 - 0	0 - 0	0	0	18

# ALL-TIME CAREER SCORERS

SCORING	YEARS	TD	TDr	TDp	TDrt	FG - ATT	PAT - ATT	2pt	S	PTS
Armah, Alex	2017-2020	3	3	0	0	0 - 0	0 - 0	0	0	18
Byrd, Damiere	2016-2018	3	0	2	1	0 - 0	0 - 0	0	0	18
Gamble, Chris	2004-2012	3	0	0	3	0 - 0	0 - 0	0	0	18
Gettis, David	2010-13	3	0	3	0	0 - 0	0 - 0	0	0	18
Goodson, Mike	2009-2011	3	3	0	0	0 - 0	0 - 0	0	0	18
Greene, Scott	1996-1997	3	1	2	0	0 - 0	0 - 0	0	0	18
Hetherington, Chris	1999-2001	3	2	1	0	0 - 0	0 - 0	0	0	18
Huntley, Richard	2001	3	2	1	0	0 - 0	0 - 0	0	0	18
Metzelaars, Pete	1995	3	0	3	0	0 - 0	0 - 0	0	0	18
Peppers, Julius	2002-09; 17-18	3	0	0	3	0 - 0	0 - 0	0	0	18
Hajrullahu, Lirim	2021	0	0	0	0	4 - 5	3 - 3	0	0	15
Kuechly, Luke	2012-2019	2	0	0	2	0 - 0	0 - 0	0	1	14
Seidman, Mike	2003-2006	2	0	2	0	0 - 0	0 - 0	1	0	14
Smith, Shi	2021-2022	2	0	2	0	0 - 0	0 - 0	0	0	12
Shenault Jr.,Laviska	2022-2023	2	1	1	0	0 - 0	0 - 0	0	0	12
Zylstra, Brandson	2019-21	2	0	1	1	0 - 0	0 - 0	0	0	12
Bonnafon, Reggie	2019-2020	1	1	1	0	0 - 0	0 - 0	0	0	12
Coleman, Kurt	2015-2017	2	0	0	2	0 - 0	0 - 0	0	0	12
Chinn, Jeremy	2020-2023	2	0	0	2	0 - 0	0 - 0	0	0	12
Crawford, Casey	2000-2001	2	0	1	1	0 - 0	0 - 0	0	0	12
Davis, Eric	1996-2000	2	0	0	2	0 - 0	0 - 0	0	0	12
Evans, Doug	1998-2001	2	0	0	2	0 - 0	0 - 0	0	0	12
Fauria, Christian	2007	2	0	2	0	0 - 0	0 - 0	0	0	12
Gaines, Michael	2004-2006	2	2	0	0	0 - 0	0 - 0	0	0	12
Guliford, Eric	1995	2	0	1	1	0 - 0	0 - 0	0	0	12
Kinchen, Brian	1999-2000	2	0	2	0	0 - 0	0 - 0	0	0	12
Manning, Jr., Ricky	2003-2005	2	0	0	2	0 - 0	0 - 0	0	0	12
Marshall, Richard	2006-2010	2	0	0	2	0 - 0	0 - 0	0	0	12
Mills, Sam	1995-1997	2	0	0	2	0 - 0	0 - 0	0	0	12
Murphy, Louis	2012	2	0	1	1	0 - 0	0 - 0	0	0	12
Norman, Josh	2011-2015	2	0	0	2	0 - 0	0 - 0	0	0	12
Pilares, Kealoha	2011-2012	2	0	1	1	0 - 0	0 - 0	0	0	12
Smith, Torrey	2018	2	0	2	0	0 - 0	0 - 0	0	0	12
Wiggins, Jermaine	2002	2	0	2	0	0 - 0	0 - 0	0	0	12
Mashall Jr. Terrace	2021-2023	1	0	1	0	0 - 0	0 - 0	1	0	8
Chandler, Jeff	2004	0	0	0	0	0 - 2	8 - 8	0	0	8
Christian, Bob	1995-1996	1	0	1	0	0 - 0	0 - 0	2	0	8
Davis, Thomas	2005-2018	0	0	0	1	0 - 0	0 - 0	0	1	8
Stone, Dwight	1995-1998	1	0	0	1	0 - 0	0 - 0	0	1	8
Wright, Jarius	2018-2019	1	0	1	0	0 - 0	0 - 0	0	0	8

# ALL-TIME CAREER SCORERS

SCORING	YEARS	TD	TDr	TDp	TDrt	FG - ATT	PAT - ATT	2pt	S	PTS
Santos, Ryan	2021	0	0	0	0	2 - 2	1 - 2	0	0	7
Sauerbrun, Todd	2001-2004	0	0	0	0	1 - 1	4 - 4	0	0	7
Hill, Troy	2023	1	0	0	0	0 - 0	0 - 0	0	0	6
Franklin Jr., Sam	2023	1	0	0	1	0 - 0	0 - 0	0	0	6
Sanders, Miles	2023	1	1	0	0	0 - 0	0 - 0	0	0	6
Hurst, Hayden	2023	1	0	1	0	0 - 0	0 - 0	0	0	6
Jordan, Michael	2021-2022	1	0	0	1	0 - 0	0 - 0	0	0	6
Mayfield, Baker	2022	1	1	0	0	0 - 0	0 - 0	0	0	6
Luvu, Frankie	2021-2023	1	0	0	1	0 - 0	0 - 0	0	0	6
Haynes Sr., Marquis	2018-2022	1	0	0	1	0 - 0	0 - 0	0	0	6
Abdullah, Ameer	2021	1	0	1	0	0 - 0	0 - 0	0	0	6
Robinson, Kenny	2021	0	0	0	1	0 - 0	0 - 0	0	0	6
Anderson, C.J.	2018	1	0	1	0	0 - 0	0 - 0	0	0	6
Anderson, Rashard	2000-2001	1	0	0	1	0 - 0	0 - 0	0	0	6
Avant, Jason	2014	1	0	1	0	0 - 0	0 - 0	0	0	6
Barnidge, Gary	2008-12	1	0	1	0	0 - 0	0 - 0	0	0	6
Beebe, Don	1995	1	0	1	0	0 - 0	0 - 0	0	0	6
Bennett, Brandon	2004	1	1	0	0	0 - 0	0 - 0	0	0	6
Bersin, Brenton	2014-2017	1	0	1	0	0 - 0	0 - 0	0	0	6
Boston, Tre	2014-16; 19-20	1	0	0	1	0 - 0	0 - 0	0	0	6
Brockel, Richie	2011-2015	1	1	0	0	0 - 0	0 - 0	0	0	6
Broughton, Luther	1997-1998	1	0	1	0	0 - 0	0 - 0	0	0	6
Burns, Brian	2019-2023	1	1	0	0	0 - 0	0 - 0	0	0	6
Clay, Kaelin	2017	1	0	0	1	0 - 0	0 - 0	0	0	6
Florence, Drayton	2013	1	0	0	1	0 - 0	0 - 0	0	0	6
Gardner, Rod	2005	1	0	1	0	0 - 0	0 - 0	0	0	6
Godfrey, Charles	2008-2014	1	0	0	1	0 - 0	0 - 0	0	0	6
Greene, Kevin	1996; 1998-99	1	0	0	1	0 - 0	0 - 0	0	0	6
Harper, Roman	2014-2015	1	0	0	1	0 - 0	0 - 0	0	0	6
Hitchcock, Jimmy	2000-2001	1	0	0	1	0 - 0	0 - 0	0	0	6
Hixon, Domenik	2013	1	0	1	0	0 - 0	0 - 0	0	0	6
Jarrett, Dwayne	2007-2010	1	0	1	0	0 - 0	0 - 0	0	0	6
Jones, Colin	2012-2019	1	0	0	1	0 - 0	0 - 0	0	0	6
King, Shawn	1996-1998	1	0	0	1	0 - 0	0 - 0	0	0	6
Kragen, Greg	1995-1997	1	0	0	1	0 - 0	0 - 0	0	0	6
Lucas, Ken	2005-2008	1	0	0	1	0 - 0	0 - 0	0	0	6
Manhertz, Chris	2017-2020	1	0	1	0	0 - 0	0 - 0	0	0	6

# ALL-TIME CAREER SCORERS

SCORING	YEARS	TD	TDr	TDp	TDrt	FG - ATT	PAT - ATT	2pt	S	PTS
McKyer, Tim	1995	1	0	0	1	0 - 0	0 - 0	0	0	6
Mills, Ernie	1997	1	0	1	0	0 - 0	0 - 0	0	0	6
Moorehead, Kindal	2003-07	1	0	0	1	0 - 0	0 - 0	0	0	6
Naanee, Legedu	2011	1	0	1	0	0 - 0	0 - 0	0	0	6
Ogbonnaya, Chris	2014	1	1	0	0	0 - 0	0 - 0	0	0	6
Oliver, Winslow	1996-1998	1	0	0	1	0 - 0	0 - 0	0	0	6
Philyaw, Dino	1995-1996	1	1	0	0	0 - 0	0 - 0	0	0	6
Robertson, Jamal	2004-2005	1	1	0	0	0 - 0	0 - 0	0	0	6
Shepard, Russell	2017	1	0	1	0	0 - 0	0 - 0	0	0	6
Smart, Rod	2002-2005	1	0	0	1	0 - 0	0 - 0	0	0	6
Smith, Rodney	2020	1	1	0	0	0 - 0	0 - 0	0	0	6
Thompson, Colin	2020-2022	1	0	1	0	0 - 0	0 - 0	0	0	6
Thompson, Shaq	2015-2023	1	0	0	1	0 - 0	0 - 0	0	0	6
Uwaezuoke, Iheanyi	2000	1	0	0	1	0 - 0	0 - 0	0	0	6
Vaughan, Josh	2010-2011	1	1	0	0	0 - 0	0 - 0	0	0	6
Wallace, Al	2002-2006	1	0	0	1	0 - 0	0 - 0	0	0	6
Wesley, Dante	2002-05;07-09	1	0	0	1	0 - 0	0 - 0	0	0	6
White, Melvin	2013-2014	1	0	0	1	0 - 0	0 - 0	0	0	6
Witherspoon, Will	2002-2005	1	0	0	1	0 - 0	0 - 0	0	0	6
Workman, Vince	1995	1	1	0	0	0 - 0	0 - 0	0	0	6
Hardy, Greg	2010-2014	0	0	0	0	0 - 0	0 - 0	0	2	4
Hilbert, Jon	2002	0	0	0	0	0 - 2	3 - 3	0	0	3
Addison, Mario	2012-2019	0	0	0	0	0 - 0	0 - 0	0	1	2
Applewhite, Antwan	2011-2012	0	0	0	0	0 - 0	0 - 0	0	1	2
Jackson, Donte	2018-2023	0	0	0	0	0 - 0	0 - 0	1	0	2
Irvin, Bruce	2019	0	0	0	0	0 - 0	0 - 0	0	1	2
Onatolu, Kenny	2012	0	0	0	0	0 - 0	0 - 0	0	1	2
Rasby, Walter	1995-1997	0	0	0	0	0 - 0	0 - 0	1	0	2
Rucker, Mike	1999-2007	0	0	0	0	0 - 0	0 - 0	0	1	2
Thomas, Hollis	2009	0	0	0	0	0 - 0	0 - 0	0	1	2
<b>TOTALS</b>		<b>1061</b>	<b>404</b>	<b>577</b>	<b>82</b>	<b>730 - 873</b>	<b>964 - 1001</b>	<b>30</b>	<b>11</b>	<b>9618</b>

# ALL-TIME CAREER PASSERS

PLAYER	YEARS	ATT	CMP	PCT	YDS	TD	INT	SACK	YDS LOST	Rtg	300yd
Newton, Cam	2011-19,21	4,106	2,440	59.4%	29,725	186	113	301	2,281	85.4	20
Delhomme, Jake	2003-2009	2,669	1,580	59.2%	19,258	120	89	154	1,158	82.6	11
Beuerlein, Steve	1996-2000	1,723	1,041	60.4%	12,690	86	50	191	1,109	87.7	8
Collins, Kerry	1995-1998	1,340	694	51.8%	8,306	47	54	79	515	66.0	5
Weinke, Chris	2001-2006	687	373	54.3%	3,800	14	26	42	267	61.4	2
Bridgewater, Teddy	2020	492	340	69.1%	3,733	15	11	31	195	92.1	3
Darnold, Sam	2021-2022	546	325	59.5%	3,670	16	16	45	282	77.2	4
Allen, Kyle	2018-2019	520	323	62.1%	3,588	19	16	46	397	82.0	3
Peete, Rodney	2002-2004	392	228	58.2%	2,652	15	14	34	212	76.6	3
Moore, Matt	2007-2010	392	227	57.9%	2,640	16	17	28	208	73.9	1
Young, Bryce	2023	381	231	60.6%	2,055	9	9	44	341	73.1	0
Clausen, Jimmy	2010-2012	299	157	52.5%	1,558	3	9	33	223	58.4	0
Walker, PJ	2020-2022	212	121	57.1%	1,401	5	11	16	115	63.4	0
Mayfield, Baker	2022	206	119	57.8%	1,313	6	6	19	126	74.3	0
Anderson, Derek	2011-2017	168	111	66.1%	1,265	7	5	4	17	90.0	0
Testaverde, Vinny	2007	172	94	54.7%	952	5	6	9	46	65.8	0
Carr, David	2007	136	73	53.7%	635	3	5	13	74	58.3	0
Reich, Frank	1995	84	37	44.0%	441	2	2	12	100	58.7	1
Dalton, Andy	2023	58	34	58.6%	361	2	0	3	27	88.4	1
Heinicke, Taylor	2018	57	35	61.4%	320	1	3	2	17	60.6	0
Grier, Will	2019-2020	52	28	53.8%	228	0	4	6	44	33.2	0
St. Pierre, Brian	2010	28	13	46.4%	173	1	2	3	23	48.7	0
Fasani, Randy	2002	44	15	34.1%	171	0	4	7	60	8.8	0
Lytle, Matt	2001	30	17	56.7%	133	1	3	3	24	39.3	0
Lewis, Jeff	1999-2000	35	18	51.4%	131	0	1	8	57	48.6	0
Trudeau, Jack	1995	17	11	64.7%	100	0	3	2	8	40.9	0
Basanez, Brett	2006-2008	11	6	54.5%	56	0	1	0	0	30.9	0
McCaffrey, Christian	2017-2022	3	1	33.3%	50	1	0	0	0	121.5	0
Pike, Tony	2010	12	6	50.0%	47	0	0	1	10	60.1	0
Guliford, Eric	1995	2	1	50.0%	46	0	1	0	0	56.3	0
Gilbert, Garrett	2018	3	2	66.7%	40	0	0	1	5	109.7	0
Craig, Dameyune	2001	8	4	50.0%	34	0	0	2	15	61.5	0
Charlton, Joseph	2020	1	1	100.0%	28	0	0	0	0	118.8	0
Naanee, Legedu	2011	1	1	100.0%	27	0	0	0	0	118.8	0
Palarzy, Michael	2017-2019	2	1	50.0%	12	0	0	0	0	68.8	0
Edwards, Armanti	2010-2013	3	2	66.7%	11	0	0	0	0	72.9	0
Hekker, Johnny	2023	1	1	100.0%	7	0	0	0	0	95.8	0
McCown, Josh	2008-2009	6	1	16.7%	2	0	0	1	6	39.6	0

# ALL-TIME CAREER PASSERS

PLAYER	YEARS	ATT	CMP	PCT	YDS	TD	INT	SACK	YDS LOST	Rtg	300yd
Zylstra, Brandon	2019-21	1	0	0.0%	0	0	0	0	0	39.6	0
Bono, Steve	1999	1	0	0.0%	0	0	0	0	0	39.6	0
Brown, Dee	2001-2002	1	0	0.0%	0	0	1	0	0	0.0	0
Floyd, William	1998-2000	1	0	0.0%	0	0	1	0	0	0.0	0
Foster, DeShaun	2002-2005	1	0	0.0%	0	0	0	0	0	39.6	0
Huntley, Richard	2001	1	0	0.0%	0	0	0	1	0	39.6	0
Johnson, Keyshawn	2006	1	0	0.0%	0	0	1	0	0	0.0	0
LaFell, Brandon	2010-2013	1	0	0.0%	0	0	0	0	0	39.6	0
Moore, DJ	2018-2022	1	0	0.0%	0	0	0	0	0	39.6	0
Proehl, Ricky	2003-2004	1	0	0.0%	0	0	0	0	0	39.6	0
Sauerbrun, Todd	2001-2004	1	0	0.0%	0	0	0	0	0	39.6	0
Smith, Steve	2001-2013	1	0	0.0%	0	0	0	0	0	39.6	0
Walter, Ken	1997-2000	2	0	0.0%	0	0	0	0	0	39.6	0
Workman, Vince	1995	1	0	0.0%	0	0	0	0	0	39.6	0
<b>TOTAL</b>		<b>14,914</b>	<b>8,712</b>	<b>58.4%</b>	<b>101,659</b>	<b>580</b>	<b>484</b>	<b>1141</b>	<b>7,962</b>	<b>78.6</b>	<b>62</b>

# ALL-TIME CAREER RUSHERS

PLAYER	YEARS	RSH	YDS	AVG	LONG	TDs	100-YD GAMES
Stewart, Jonathan	2008-2017	1,699	7,318	4.3	69t	51	16
Williams, DeAngelo	2006-2014	1,432	6,846	4.8	77	46	18
Newton, Cam	2011-19, 2021	981	5,036	5.1	72t	63	3
McCaffrey, Christian	2017-2022	853	3,911	4.6	84t	32	12
Foster, DeShaun	2002-2007	851	3,336	3.9	71	10	7
Biakabutuka, Tshimanga	1996-2001	611	2,530	4.1	67t	14	7
Davis, Stephen	2003-2005	522	2,085	4.0	40	20	7
Lane, Fred	1997-1999	502	2,001	4.0	50	13	6
Johnson, Anthony	1995-1999	482	1,795	3.7	29	7	6
Hubbard, Chuba	2021 - 2023	410	1,635	4.0	35	11	3
Goings, Nick	2001-2008	400	1,470	3.7	57t	6	5
Tolbert, Mike	2012-2016	289	992	3.4	29	13	0
Hoover, Brad	2000-2009	284	961	3.4	35	3	1
D'Onta Foreman	2022	198	895	4.5	60	5	5
Moore, Derrick	1995	195	740	3.8	53t	4	2
Smith, Lamar	2002	209	737	3.5	59	7	1
Huntley, Richard	2001	165	665	4.0	25	2	1
Davis, Mike	2019-2020	167	644	3.9	25	6	0
Whittaker, Fozzy	2014-2018	121	536	4.4	25	2	1
Goodson, Mike	2009-2011	125	501	4.0	45	3	2
Artis-Payne, Cameron	2015-2018	118	491	4.2	43	5	0
Samuel, Curtis	2017-2020	72	478	6.6	45	5	0
Smith, Steve	2001-2013	57	387	6.8	39	2	0
Brown, Dee	2002	102	360	3.5	24	4	1
Moore, DJ	2018-2022	39	335	8.6	32	0	0
Darnold, Sam	2021 - 2022	74	328	4.4	30	7	0
Beuerlein, Steve	1996-2000	109	305	2.8	20	3	0
Sanders, Miles	2023	105	325	3.1	15	1	0
Bridgewater, Teddy	2020	53	279	5.3	18t	5	0
Delhomme, Jake	2003-2009	152	260	1.7	13	5	0
Collins, Kerry	1995-1998	107	217	2.0	21	4	0
Griffith, Howard	1995-1996	77	204	2.6	15	2	0
Bonnafon, Reggie	2019-2021	29	189	6.5	59t	1	0
Ginn Jr., Ted	2013, 2015-16	22	187	8.5	43	0	0

# ALL-TIME CAREER RUSHERS

PLAYER	YEARS	RSH	YDS	AVG	LONG	TDs	100-YD GAMES
Oliver, Winslow	1996-1998	48	183	3.8	16	0	0
Floyd, William	1998-2000	79	182	2.3	16	7	0
Young, Bryce	2023	25	161	6.4	26	0	0
Christian, Bob	1995-1996	41	158	3.9	17	0	0
Greene, Scott	1996-1997	45	157	3.5	10t	1	0
Smith, Rodney	2020 - 2021	41	156	3.8	13	1	0
Ismail, Raghieb	1996-1998	15	154	10.3	36	1	0
Weinke, Chris	2001-2006	54	148	2.7	23	6	0
Brown, Corey	2014-2016	16	139	8.7	28	0	0
Sutton, Tyrell	2009-2010	25	139	5.6	32	0	0
Workman, Vince	1995	35	139	4.0	14	1	0
Abdullah, Ameer	2021	44	136	3.1	15	0	0
Allen, Kyle	2018-2019	37	125	3.4	17	3	0
Shenault Jr. Laviska	2022-2023	21	120	5.7	41t	1	0
Blackshear, Raheem	2022-2023	35	113	3.2	16	3	0
LaFell, Brandon	2010-2013	6	110	18.3	60	0	0
Anderson, C.J.	2018	22	105	4.8	22	0	0
Fasani, Randy	2002	18	95	5.3	19	0	0
Thomas, Blair	1995	22	90	4.1	13	0	0
Hetherington, Chris	1999-2001	30	84	2.8	14	2	0
Reaves, Darrin	2014	31	78	2.5	9	0	0
Freeman, Royce	2021	21	77	3.7	13	0	0
Muhammad, Muhsin	1996-2004	11	64	5.8	20	0	0
Baldwin, Randy	1995	23	61	2.7	9	0	0
Smart, Rod	2002-2005	27	61	2.3	6	0	0
Carr, David	2007	17	59	3.5	15	0	0
Clausen, Jimmy	2010-2012	23	57	2.5	11	0	0
Harris, Joey	2004	15	53	3.5	19	0	0
Mayfield, Baker	2022	16	52	3.3	17	1	0
Anderson, Robbie	2020-2022	7	51	7.3	30	0	0
Walker, PJ	2020-2022	18	50	2.4	20	0	0
Ogbonnaya, Chris	2014	14	50	3.6	9	1	0



# ALL-TIME CAREER RUSHERS

PLAYER	YEARS	RSH	YDS	AVG	LONG	TDs	100-YD GAMES
Brown, Spencer	2021-22	9	43	4.5	7	0	0
Robertson, Jamal	2004-2005	14	41	2.9	11	1	0
Philyaw, Dino	1996	12	38	3.2	8	1	0
Lewis, Jeff	1999-2000	12	37	3.1	19	0	0
Armah, Alex	2017-2020	21	35	1.7	4	3	0
Cannon, Trenton	2020	10	33	3.3	13	0	0
Wright, Jarius	2018-2019	3	32	10.7	34	0	0
Heinicke, Taylor	2018	5	31	6.2	19	0	0
Vaughan, Josh	2010-2011	10	31	3.1	9	1	0
Chinn, Jeremy	2020-2023	2	29	1.0	28	0	0
Carruth, Rae	1996-1999	7	27	3.9	6	0	0
Clay, Kaelin	2017	2	27	13.5	29	0	0
Moore, Matt	2007-2010	20	27	1.4	8	0	0
Bates, Michael	1996-2000	8	25	3.1	12	0	0
Craig, Dameyune	1999-2001	5	24	4.8	13	0	0
Stevens, Tommy	2020	4	24	6.0	10	0	0
Shelton, Eric	2005-2006	8	23	2.9	9	0	0
Anderson, Derek	2011-2017	25	22	0.9	8	0	0
Fiammetta, Tony	2009-2010	7	22	3.1	11	0	0
Grier, Will	2019	7	22	3.1	11	0	0
Testaverde, Vinny	2007	9	22	2.4	16	0	0
Metcalf, Eric	1999	2	20	10.0	17	0	0
Montgomery, Joe	2002	7	20	2.9	5	0	0
Shepard, Russell	2017	2	19	9.5	11	0	0
Carter, Drew	2004-2007	2	18	9.0	11	0	0
Bennett, Brandon	2004	6	17	2.8	11	1	0
Cadet, Travaris	2018	11	17	1.5	5	0	0
Pilares, Kealoha	2011-2012	1	17	17.0	5	0	0
Cotchery, Jerricho	2014-2015	1	16	16.0	16	0	0
Jeffers, Patrick	1999-2001	2	16	8.0	23	0	0
Chandler, Sean	2021 - 2022	2	16	8.0	14	0	0
Adams, Joe	2012	3	13	4.3	5	0	0
Brockel, Richie	2011-2015	4	13	3.3	7t	1	0

# ALL-TIME CAREER RUSHERS

PLAYER	YEARS	RSH	YDS	AVG	LONG	TDs	100-YD GAMES
Peete, Rodney	2002-2004	23	13	0.6	10	0	0
Dalton, Andy	2023	3	12	4.0	10	0	0
Byrd, Damiere	2016-2018	1	12	12.0	12	0	0
Edwards, Armanti	2010-2013	2	12	6.0	7	0	0
Tremble, Tommy	2021 - 2023	3	11	3.7	7	0	0
Hoard, Leroy	1996	5	11	2.2	5	0	0
Jarrett, Dwayne	2007-2010	1	11	11.0	11	0	0
Felton, Jerome	2011	3	10	3.3	4	0	0
Scarlett, Jordan	2019	4	9	2.3	6	0	0
Stone, Dwight	1995-1998	2	9	4.5	6	0	0
Lytle, Matt	2001	2	8	4.0	4	0	0
Barner, Kenjon	2013	6	7	1.2	2	0	0
Thielen, Adam	2023	1	6	6.0	6	0	0
Colbert, Kerry	2004-2007	1	6	6.0	6	0	0
Jones, Colin	2012-2019	1	5	5.0	5	0	0
Senn, Jordan	2010-2013	1	5	5.0	5	0	0
Smith, Armond	2012-2013	7	5	0.7	5	0	0
Johnson, Keyshawn	2006	1	4	4.0	4	1	0
Haynes, Alex	2007	3	3	1.0	3	0	0
Murphy, Louis	2012	1	3	3.0	3	0	0
Reich, Frank	1995	1	3	3.0	3	0	0
Basanez, Brett	2006	1	2	2.0	2	0	0
Hartsfield, Myles	2020-2022	2	2	1.0	2	0	0
Gettis, David	2010-2012	3	2	0.7	19	0	0
Guliford, Eric	1995	2	2	1.0	1	0	0
Avant, Jason	2014	1	1	1.0	1	0	0
Green, Willie	1995-1996	1	1	1.0	1	0	0
Proehl, Ricky	2003-2005	2	1	0.5	9	0	0
Zylstra, Brandon	2019-2021	1	1	1.0	1	0	0
Baker, Jason	2005-2011	1	0	0.0	0	0	0
Poole, Tauren	2014	1	0	0.0	0	0	0
Sauerbrun, Todd	2001-2004	1	0	0.0	0	0	0
Nortman, Brad	2012-2015	1	-1	-1.0	-1	0	0

# ALL-TIME CAREER RUSHERS

PLAYER	YEARS	RSH	YDS	AVG	LONG	TDs	100-YD GAMES
Webb, Joe	2014-2016	1	-1	-1.0	-1	0	0
Bono, Steve	1999	2	-2	-1.0	-1	0	0
Byrd, Isaac	2000-2002	2	-2	-1.0	-2	0	0
Presley, De'Andre	2014	1	-2	-2.0	-2	0	0
Rosario, Dante	2007-2010	1	-2	-2.0	-2	0	0
Smith, Shi	2021 - 2022	1	-3	-3.0	-3	0	0
McCown, Josh	2008	4	-3	-0.8	0	0	0
Carrier, Mark	1995-1998	3	-4	-1.3	4	0	0
Hankton, Karl	2000-2006	2	-4	-2.0	2	0	0
Nakamura, Haruki	2012	1	-4	-4.0	-4	0	0
Walter, Ken	1997-2000	5	-5	-1.0	-5	0	0
<b>TOTAL</b>		<b>12,849</b>	<b>53,347</b>	<b>4.2</b>	<b>77</b>	<b>399</b>	<b>104</b>

# ALL-TIME CAREER RECEIVERS

PLAYER	YEARS	REC	YDS	AVG	LONG	TDs	100-YD GAMES
Smith, Steve	2001-2013	836	12,197	14.6	80t	67	43
Muhammad, Muhsin	1996-04; 2008-09	696	9,255	13.3	72t	50	27
Olsen, Greg	2011-2019	524	6,463	12.3	78t	39	11
Moore, DJ	2018-2022	364	5,201	14.3	82	21	15
Walls, Wesley	1996-2002	324	3,902	12.0	54	44	3
McCaffrey, Christian	2017-2022	390	3,292	8.4	49	18	5
Carrier, Mark	1995-1998	176	2,547	14.5	66t	13	5
Benjamin, Kelvin	2014-2017	168	2,424	14.4	51	18	5
LaFell, Brandon	2010-2013	167	2,385	14.3	91t	13	2
Funchess, Devin	2015-2018	161	2,233	13.9	52	21	2
Samuel, Curtis	2017-2020	185	2,087	11.3	53t	14	3
Ginn Jr., Ted	2013, 2015-2016	134	2,047	15.3	88t	19	2
Hayes, Donald	1998-2001	132	1,855	14.1	56t	7	2
Anderson, Robbie	2020-2022	161	1,821	11.3	75t	9	4
Ismail, Raghیب	1996-1998	117	1,657	14.2	62	10	5
Williams, DeAngelo	2006-2014	178	1,621	9.1	72t	7	1
Green, Willie	1995-1996	93	1,496	16.1	89t	9	5
Colbert, Keary	2004-2007	109	1,424	13.1	63	7	2
Mangum, Kris	1997-2006	151	1,424	9.4	35	9	0
Proehl, Ricky	2003-2005	86	1,327	15.4	69	8	2
Stewart, Jonathan	2008-2017	162	1,295	8.0	55t	7	1
Jeffers, Patrick	1999-2001	77	1,209	15.7	88t	12	5
Cotchery, Jerricho	2014-2015	87	1,065	12.2	59	4	0
Thomas, Ian	2018-2023	115	1,050	9.1	50	4	0
Hoover, Brad	2000-2009	145	1,046	7.2	34	6	0
Brown, Corey	2014-2016	79	1,019	12.9	47t	7	0
Foster, DeShaun	2002-2007	126	996	7.9	47	4	0
Carter, Drew	2004-2007	71	977	13.8	49	8	2
King, Jeff	2006-2010	112	923	8.2	31	9	0
Byrd, Isaac	2000-2002	73	897	12.3	42	4	0
Rosario, Dante	2007-2010	82	894	10.9	54	5	0
Goings, Nick	2001-2008	110	880	8.0	37	3	0
Johnson, Anthony	1995-1999	103	816	7.9	55	2	0
Johnson, Keyshawn	2006	70	815	11.6	40	4	1
Dickson, Ed	2014-2017	67	807	12.0	64	5	1

# ALL-TIME CAREER RECEIVERS

PLAYER	YEARS	REC	YDS	AVG	LONG	TDs	100-YD GAMES
Carruth, Rae	1997-1999	62	804	13.0	52	4	2
Biakabutuka, Tshimanga	1996-2001	77	789	10.2	47	3	0
Tolbert, Mike	2012-2016	94	771	8.2	40	6	0
Marshall, Terrace	2021-2023	63	762	12.1	43	1	0
Thielen, Adam	2023	80	753	9.4	31	4	3
Wright, Jarius	2018-2019	71	743	10.5	33	1	0
Hubbard, Chuba	2021 - 2023	67	510	7.6	45	1	0
Gettis, David	2010-2012	37	508	13.7	88	3	1
Naanee, Legedu	2011	44	467	10.6	28	1	0
Shockey, Jeremy	2011	37	455	12.3	29	4	0
Guliford, Eric	1995	29	444	15.3	49	1	0
Tremble, Tommy	2021-2023	52	438	8.4	30	6	0
Jarrett, Dwayne	2007-2010	35	428	12.2	30t	1	0
Floyd, William	1998-2000	62	416	6.7	25	2	0
Bersin, Brenton	2014-2017	32	415	13.0	30	1	0
Smith, Shi	2021 - 2022	28	400	14.3	63	2	0
Whittaker, Fozzy	2014-2018	47	397	8.4	28t	2	0
Zylstra, Brandon	2019-2021	29	391	13.5	55	1	0
Davis, Mike	2019-2020	59	373	6.3	23	2	0
Mingo, Jonathan	2023	34	355	10.4	40	0	0
Murphy, Louis	2012	25	336	13.4	55	1	0
Gaines, Michael	2004-2006	31	335	10.8	38	2	0
Shenault Jr., Laviska	2022-2023	37	332	9.0	67	1	0
Goodson, Mike	2009-2011	43	329	7.7	32	0	0
Barnidge, Gary	2008-2012	18	320	17.8	55	1	0
Chark Jr., DJ	2023	23	319	13.9	47t	3	0
Griffith, Howard	1995-1996	38	286	7.5	21	2	0
Greene, Scott	1996-1997	42	284	6.8	25	2	0
Lane, Fred	1997-1999	43	275	6.4	23	0	0
Hankton, Karl	2000-2006	20	267	13.4	31	0	0
Christian, Bob	1995-1996	29	255	8.8	23	1	0
Abdullah, Ameer	2021	31	241	7.8	18	1	0
Hetherington, Chris	1999-2001	37	240	6.5	19	1	0
Davis, Stephen	2003-2005	21	236	11.2	25	0	0

# ALL-TIME CAREER RECEIVERS

PLAYER	YEARS	REC	YDS	AVG	LONG	TDs	100-YD GAMES
Shepard, Russell	2017	17	202	11.9	40t	1	0
Avant, Jason	2014	21	201	9.6	22	1	0
Oliver, Winslow	1996-1998	21	191	9.1	29	0	0
Smith, Torrey	2018	17	190	11.2	35	2	0
Hurst, Hayden	2023	18	184	10.2	48	1	0
Hackett, DJ	2008	13	181	13.9	37	0	0
Metzelaars, Pete	1995	20	171	8.6	27	3	0
Smith, Lamar	2002	20	167	8.4	58	0	0
Broughton, Luther	1997-1998; 2001	8	164	20.5	68t	1	0
Seidman, Mike	2003-2006	18	158	8.8	27	2	0
Beebe, Don	1995	14	152	10.9	24	1	0
Manhertz, Chris	2016-2020	12	142	11.8	50t	1	0
Sullivan, Stephen	2021-2023	10	136	13.6	33	0	0
Blackshear, Raheem	2022-2023	15	134	8.9	27	0	0
Metcalf, Eric	1999	11	133	12.1	33	0	0
Sutton, Tyrell	2009-2010	18	132	7.3	14	0	0
Byrd, Damiere	2016-2018	12	129	10.8	21	2	0
Mills, Ernie	1997	11	127	11.5	37	1	0
Sanders, Miles	2023	22	126	5.7	14	0	0
Wiggins, Jermaine	2002-2003	16	125	7.8	23	2	0
Edwards, Armanti	2010-2013	5	121	24.2	82	0	0
Smith, Rodney	2020-2021	14	107	7.6	19	0	0
Clowney, David	2010	6	102	17.0	31	0	0
Ricci, Gio	2021-2023	9	102	11.3	32	0	0
Huntley, Richard	2001	21	101	4.8	23	1	0
Bonnafon, Reggie	2019-2021	10	87	8.7	32	1	0
Artis-Payne, Cameron	2015-2018	10	86	8.6	20	0	0
Brown, Dee	2002	17	86	5.1	15	1	0
Arnold, Dan	2021	7	84	12.0	19	0	0
Gardner, Rod	2005	9	84	9.3	15	1	0
Workman, Vince	1995	13	74	5.7	14	0	0
Cooper, Pharoah	2020	5	73	14.6	32	0	0
Hogan, Chris	2019	8	67	8.4	13	0	0
Moore, Kenny	2008-2009	6	59	9.8	22	0	0

# ALL-TIME CAREER RECEIVERS

PLAYER	YEARS	REC	YDS	AVG	LONG	TDs	100-YD
Clay, Kaelin	2017	5	57	11.4	15	0	0
Crawford, Casey	2000-2001	5	57	11.4	16	1	0
Erickson, Alex	2021	3	55	18.3	25	0	0
Hixon, Domenik	2013	7	55	7.9	14t	1	0
Kinchen, Brian	1999-2000	6	52	8.7	26t	2	0
White, DeAndrew	2019	4	51	12.8	18	0	0
Rasby, Walter	1995-1997	6	48	8.0	15	0	0
Uwaezuoke, Iheanyi	2000	4	46	11.5	21	0	0
Strachan, Mike	2023	1	45	45.0	45	0	0
Williams, Brandon	2013-2015	4	44	11.0	16	0	0
Pilares, Kealoha	2011-2012	2	42	21.0	36t	1	0
Bates, Michael	1996-2000	6	40	6.7	23	0	0
Fauria, Christian	2007	5	39	7.8	16	2	0
Biddle, Taye	2006	3	37	12.3	22	0	0
Robinson, Ryne	2007-2008	4	35	8.8	12	0	0
Fiammetta, Tony	2009-2010	5	34	6.8	11	0	0
Newton, Cam	2011-19, 2021	1	33	33.0	27	0	0
Campbell, Matt	1995-2000	3	32	10.7	12	0	0
Jones, Mark	2008	2	32	16.0	19	0	0
Roberts, Seth	2020	4	31	7.8	12	0	0
Reaves, Darrin	2014	5	31	6.2	16	0	0
Hartsock, Ben	2011-2013	2	30	15.0	25	0	0
Foreman, D'Onta	2022	5	26	5.2	23	0	0
Brockel, Richie	2011-2015	4	25	6.3	12	0	0
Anderson, C.J.	2018	1	24	24.0	24	1	0
Felton, Jerome	2011	2	24	12.0	17	0	0
Thomas, Blair	1995	3	24	8.0	14	0	0
Tillman, Lawyer	1995	2	22	11.0	12	0	0
Kirkwood, Keith	2020-2021	4	29	7.3	13	0	0
Armah, Alex	2017-2020	8	29	3.6	14	0	0
Webb, Joe	2014-2016	2	19	9.5	16	0	0
Stone, Dwight	1995-1998	2	18	9.0	11	0	0
Cannon, Trenton	2020	3	16	5.3	19	0	0
Smart, Rod	2002-2005	4	16	4.0	5	0	0
Freeman, Royce	2021	3	15	5.0	8	0	0
Dyson, Kevin	2003	2	15	7.5	9	0	0
Smith-Marsette, Ihmir	2023	1	14	14.0	14	0	0
Haynes, Alex	2007	3	14	4.7	6	0	0

# ALL-TIME CAREER RECEIVERS

PLAYER	YEARS	REC	YDS	AVG	LONG	TDs	100-YD
Moore, Derrick	1995	4	12	3.0	5	0	0
Saunders, C.J.	2021	2	11	5.5	8	0	0
Brown, Spencer	2021-2022	2	10	5.0	9	0	0
Barner, Kenjon	2013, 2018	3	10	3.3	5	0	0
Simonson, Scott	2015-2017	1	10	10.0	10	0	0
Adams, Joe	2012	1	7	7.0	7	0	0
Snead, Willie	2021	1	6	6.0	6	0	0
Martin, Charly	2009-2010	1	6	6.0	6	0	0
Shelton, Eric	2006	1	6	6.0	6	0	0
Cadet, Travaris	2018	1	5	5.0	5	0	0
Ajirotutu, Seyi	2011	1	4	4.0	4	0	0
Craig, Dameyune	1999-2001	2	4	2.0	4	0	0
Dennis, Mark	1995-1996	1	3	3.0	3	0	0
Gross, Jordan	2003-13	0	1	0.0	1	0	0
Collins, Kerry	1995-1998	1	-11	-11.0	-11	0	0
<b>TOTAL</b>		<b>8,720</b>	<b>101,739</b>	<b>11.7</b>	<b>91t</b>	<b>578</b>	<b>160</b>



# ALL-TIME INTERCEPTIONS

PLAYER	YEARS	INTS	YDS	AVG	LG	TDs
Gamble, Chris	2004-2012	27	326	12.1	61t	2
Davis, Eric	1996-2000	25	226	9.0	56t	2
Kuechly, Luke	2012-2019	18	153	8.5	32t	1
Minter, Mike	1997-2006	17	421	24.8	62	4
Marshall, Richard	2006-2010	14	315	22.5	73	2
Jackson, Donte	2018-2022	14	186	13.3	66	0
Evans, Doug	1998-2001	14	162	11.6	49	1
Lucas, Ken	2005-2008	13	158	12.2	43	0
Davis, Thomas	2005-2018	13	79	6.1	31	0
Godfrey, Charles	2008-2014	11	179	16.3	38	1
Coleman, Kurt	2015-2017	11	146	13.3	37	2
Grant, Deon	2000-2003	11	137	12.5	43	0
Beason, Jon	2007-2013	9	107	11.9	44	0
Manning, Ricky	2003-2005	9	99	11.0	30	1
Munnerlyn, Captain	2009-13; 2017-18	8	232	29.0	74t	5
Bradberry, James	2016-2019	8	53	6.6	29	0
Boston, Tre	2014-16; 2019-20	7	133	19.0	84t	1
Cota, Chad	1995-1997	7	91	13.0	35	0
Norman, Josh	2012-2015	7	172	24.6	46t	2
Maxie, Brett	1995-1996	7	94	13.4	49	0
Witherspoon, Will	2002-2005	7	93	13.3	35	1
Mills, Sam	1995-1997	7	86	12.3	36t	1
Martin, Sherrod	2009-2012	7	85	12.1	34	0
Hitchcock, Jimmy	2000-2001	6	181	30.2	88t	1
Peppers, Julius	2002-09; 2017-18	6	177	29.5	97	2
Terrell, Pat	1995-1997	6	39	6.5	21	0
Morgan, Dan	2001-2007	5	56	11.2	22	0
Adams, Mike	2017-2018	5	53	10.6	40	0
Harris, Chris	2007-2009	5	49	9.8	30	0
Poole, Tyrone	1995-1997	5	43	8.6	35	0
Howard, Reggie	2001-2003	5	37	7.4	16	0

# ALL-TIME INTERCEPTIONS

PLAYER	YEARS	INTS	YDS	AVG	LG	TDs
Wallace, Al	2002-2006	4	96	24.0	53	0
Brady, Jeff	1998	4	85	21.3	43	0
Branch, Colin	2003-2006	4	79	19.8	76	0
Mitchell, Mike	2013	4	63	15.8	38	0
Horn, Jaycee	2021 - 2022	4	62	15.5	31	0
Harper, Roman	2014-2015	4	43	10.8	31t	1
McKyer, Tim	1995	3	99	33.0	96t	1
McCree, Marlon	2005	3	73	24.3	46	0
White, Melvin	2013-2014	3	32	10.7	23	0
Cook, Toi	1996-1997	3	28	9.3	22	0
Worley, Daryl	2016-2017	3	22	7.3	22	0
Cooper, Deke	2002; 2007	3	19	6.3	19	0
Jones, Colin	2012-2019	3	15	5.0	10	0
Anderson, James	2006-2012	3	6	2.0	5	0
Lester, Robert	2013-2014	3	5	1.7	5	0
Cason, Antoine	2014	2	81	40.5	80	0
Cockrell, Ross	2018-2019	2	70	35.0	37	0
Thompson, Shaq	2015-2022	3	51	17.0	29	0
Henderson, CJ	2021-22	2	74	37.0	54	0
Fields, Mark	2002-2004	2	51	25.5	30	0
Florence, Drayton	2013	2	40	20.0	38t	1
Nakamura, Haruki	2012	2	39	19.5	21	0
Buckner, Brentson	2001-2005	2	37	18.5	29	0
Alexander, Brent	1998-1999	2	18	9.0	18	0
Greene, Kevin	1996,98-99	2	18	9.0	18	0
Burris, Juston	2020-2022	2	17	8.5	17	0
Wells, Dean	1999-2001	2	15	7.5	14	0
Gilmore, Stephon	2021	2	13	6.5	13	0
McDaniel, Emmanuel	2002	2	13	6.5	13	0
Cousin, Terry	2002	2	4	2.0	4	0
Gilbert, Sean	1998-2002	2	4	2.0	4	0

# ALL-TIME INTERCEPTIONS

PLAYER	YEARS	INTS	YDS	AVG	LG	TDs
Benwikere, Bené	2014-2016	2	1	0.5	1	0
Williams, Shaun	2006	2	1	0.5	1	0
Chinn, Jeremy	2020 - 2022	2	0	0.0	0	0
Tillman, Charles	2015	2	0	0.0	0	0
Franklin Jr., Sam	2023	1	99	99.0	99	1
Hill, Troy	2023	1	61	61.0	61	1
Stanford, R.J.	2010-2011	1	53	53.0	53	0
Smith, Rod	1995-96,97-98	1	43	43.0	43	0
Lofton, Steve	1995-96,98-99	1	42	42.0	42	0
Reid, Eric	2018-2019	1	39	39.0	39	0
DeCoud, Thomas	2014	1	35	35.0	35	0
Luvu, Frankie	2021-2022	1	33	33.0	33	1
McDowell, Bubba	1995	1	33	33.0	33	0
Kragen, Greg	1995-1997	1	29	29.0	29	0
Edwards, Dwan	2012-2015	1	27	27.0	27	0
Richardson, Damien	1998-2004	1	27	27.0	27	0
McClain, Robert	2010; 15-16	1	24	24.0	24	0
Veland, Tony	1998	1	24	24.0	24	0
Allen, Brian	2002-2004	1	21	21.0	21	0
Senn, Jordan	2009-2013	1	21	21.0	21	0
Nelson, Jonathan	2011	1	20	20.0	20	0
Williams, Teddy	2015-2017	1	19	19.0	19	0
Moorehead, Kindal	2003-2007	1	17	17.0	17	1
Barrow, Micheal	1997-1999	1	10	10.0	10	0
Burton, Shane	2002-2003	1	10	10.0	10	0
Hawkins, Artrell	2004	1	9	9.0	9	0
Kesier, Thomas	2011-2012	1	9	9.0	9	0
Klein, A.J.	2013-2015	1	8	8.0	8	0
Morton, Christian	2006	1	8	8.0	8	0
Ealy, Kony	2014-2016	1	7	7.0	7	0
McGill, Lenny	1998	1	6	6.0	6	0
Johnson, Ed	2010	1	5	5.0	5	0

# ALL-TIME INTERCEPTIONS

PLAYER	YEARS	INTS	YDS	AVG	LG	TDs
Roy, Bravion	2020-2022	1	3	3.0	3	0
Lloyd, Greg	1998	1	3	3.0	3	0
King, Shawn	1995-1998	1	1	1.0	1	0
Lathon, Lamar	1995-1998	1	1	1.0	1	0
Jones, Deion	2023	1	0	0.0	0	0
Brown, Derrick	2020-2022	1	0	0.0	0	0
Anderson, Rashard	2000-2001	1	0	0.0	0	0
Brown, Everette	2009-2010	1	0	0.0	0	0
Diggs, Na'il	2006-2009	1	0	0.0	0	0
Elliott, Javien	2019	1	0	0.0	0	0
Navies, Hannibal	2000-2002	1	0	0.0	0	0
Obada, Efe	2018-2019	1	0	0.0	0	0
Pieri, Damon	1995-1997	1	0	0.0	0	0
Robinson, Eugene	2000	1	0	0.0	0	0
Rucker, Mike	1999-2007	1	0	0.0	0	0
Thomas, Josh	2011-13	1	0	0.0	0	0
Towns, Lester	2000-2003	1	0	0.0	0	0
Whitehead, Tahir	2020	1	0	0.0	0	0
Williams, Jay	2000-2002	1	0	0.0	0	0
Woodall, Lee	2000	1	0	0.0	0	0
Pugh, Jordan	2010-2011	1	-2	-2.0	-2	0
Woods, Xavier	2022-2023	1	-3	-3	-3	0
<b>TOTAL</b>		<b>430</b>	<b>6,043</b>	<b>14.1</b>	<b>2492</b>	<b>34</b>

# THE LAST TIME

## BY PANTHERS

## BY OPPONENT

### PASSING

361 yards, Andy Dalton @ Seattle, 09/24/23	300 YARDS PASSING	355 yards, Jared Goff vs. Detroit, 12/24/22
432 yards, Cam Newton vs. Green Bay, 09/18/11	400 YARDS PASSING	432 yards, Tom Brady @ Tampa Bay, 01/01/23
* Never Has Happened *	500 YARDS PASSING	503 yards, Matt Ryan @ Atlanta, 10/02/16
334 yards, Andy Dalton @ Seattle, 09/24/23	300 NET YARDS PASSING	336 yards, Jared Goff vs. Detroit, 12/24/22
404 yards, Cam Newton vs. Green Bay, 09/18/11	400 NET YARDS PASSING	411 yards, Tom Brady @ Tampa Bay, 01/01/23
3 tds, Bryce Young (1, 18, 1) @ Detroit, 10/08/23	THREE TOUCHDOWN PASSES	3 tds, Tua Tagovailoa: (3, 4, 41) @ Miami, 10/15/23
4 tds, Kyle Allen: (5, 52, 3, 3) @ Arizona, 09/22/19	FOUR TOUCHDOWN PASSES	4 tds, Dak Prescott: (18, 35, 6, 23) @ Dallas, 10/03/21
5 tds, Cam Newton: (3, 37, 14, 20, 14) @ N.Y. Giants, 12/20/15	FIVE TOUCHDOWN PASSES	5 tds, Ben Roethlisberger: (75, 53, 12, 8, 6) @ Pittsburgh, 11/08/18
* Never Has Happened *	SIX TOUCHDOWN PASSES	* Never Has Happened *
* Never Has Happened *	SEVEN TOUCHDOWN PASSES	* Never Has Happened *
2 ints, James Bradberry @ Tampa Bay, 10/13/19	TWO INTERCEPTION GAME	2 ints, Kenny Moore II vs. Indianapolis, 11/05/23
3 ints, Deon Grant @ Minnesota, 09/22/02	THREE INTERCEPTION GAME	3 ints, Andrew Adams @ Tampa Bay, 12/02/18
* Never Has Happened *	FOUR OR MORE INTERCEPTION GAME	* Never Has Happened *
41 att., Bryce Young @ Detroit, 10/08/23	40+ PASS ATTEMPTS	45 att., Tom Brady @ Tampa Bay, 01/01/23
58 att., Andy Dalton @ Seattle, 09/24/23	50+ PASS ATTEMPTS	54 att., Jameis Winston @ Tampa Bay, 10/13/19
34 comp, Andy Dalton @ Seattle, 09/24/23	30+ Completions	34 comp, Tom Brady @ Tampa Bay, 01/01/23
* Never Has Happened *	40+ PASSING COMPLETIONS	* Never Has Happened *
52 yards, Sam Darnold: (15:00) 75-C.Erving reported in as eligible. 14-S.Darnold pass deep right to 2-D.Moore ran ob at DEN 9 for 52 yards. vs. Denver, 11/27/22	PASS PLAY OF 50-OR-MORE YARDS	75 yards, Baker Mayfield: (5:04) (Shotgun) 6-B.Mayfield pass deep left to 13-M.Evans pushed ob at CAR 1 for 74 yards (23-C.Henderson). Tampa Bay challenged the runner was out of bounds ruling, and the play was REVERSED. (Shotgun) 6-B.Mayfield pass deep left to 13-M.Evans for 75 yards, TOUCHDOWN. CAR-26-D.Jackson was injured during the play. @ Tampa Bay, 12/03/23
82 yards, Cam Newton: (12:09) (Shotgun) 1-C.Newton pass short left to 12-D.Moore to DET 12 for 82 yards (23-D.Slay). DET-23-D.Slay was injured during the play. @ Detroit, 11/18/18	PASS PLAY OF 80-OR-MORE YARDS	93 yards, Matt Ryan: (6:45) (Shotgun) 2-M.Ryan pass deep left to 17-O.Zaccheaus for 93 yards, TOUCHDOWN (33-T.Boston). @ Atlanta, 12/08/19
2 ints, Bryce Young @ Detroit, 10/08/23	TWO INTERCEPTIONS THROWN	2 ints, Kirk Cousins vs. Minnesota, 10/01/23
3 ints, Bryce Young vs. Indianapolis, 11/05/23	THREE INTERCEPTIONS THROWN	3 ints, Aaron Rodgers vs. Green Bay, 12/17/17
4 ints, Kyle Allen vs. Atlanta, 11/17/19	FOUR INTERCEPTIONS THROWN	4 ints, Andy Dalton vs. Cincinnati, 09/23/18
* Never Has Happened *	FIVE INTERCEPTIONS THROWN	5 ints, Jameis Winston @ Tampa Bay, 10/13/19
* Never Has Happened *	SIX INTERCEPTIONS THROWN	6 ints, Chris Chandler vs. St. Louis, 12/12/04
Bryce Young vs. Houston, 10/29/23	100-POINT PASSER RATING	Tua Tagovailoa @ Miami, 10/15/23

### RUSHING

210 yards, DeAngelo Williams @ New Orleans, 12/30/12	200 YARDS RUSHING	205 yards, Matt Forte @ Chicago, 10/02/11
165 yards, D'Onta Foreman vs. Detroit, 12/24/22	150 YARDS RUSHING	153 yards, Joe Mixon @ Cincinnati, 11/06/22
104 yards, Chuba Hubbard @ Tampa Bay, 12/03/23	100 YARDS RUSHING	115 yards, Raheem Mostert @ Miami, 10/15/23
165 yards/125 yards, D'Onta Foreman/Chuba Hubbard vs. Detroit, 12/24/22	TWO 100-YARD RUSHERS	147 yards/118 yards, Le'Veon Bell/LeGarrette Blount vs. Pittsburgh, 09/21/14
* Never Has Happened *	FIVE TOUCHDOWNS RUSHING	* Never Has Happened *
4 tds, DeAngelo Williams: (13, 5, 1, 30) @ N.Y. Giants, 12/21/08	FOUR TOUCHDOWNS RUSHING	4 tds, Joe Mixon: (2, 3, 1, 14) @ Cincinnati, 11/06/22
3 tds, D'Onta Foreman: (2, 1, 12) @ Atlanta, 10/30/22	THREE TOUCHDOWNS RUSHING	3 tds, Josh Jacobs: (1, 7, 6) vs. Las Vegas, 09/13/20
2 tds, Chuba Hubbard: (1, 1) @ Tampa Bay, 12/03/23	TWO TOUCHDOWNS RUSHING	2 tds, Derrick Henry: (1, 10) @ Tennessee, 11/26/23
Jonathan Stewart: (2, 4)/DeAngelo Williams: (16, 36) vs. Tampa Bay, 12/08/08	TWO PLAYERS WITH TWO TD RUSHING	* Never Has Happened *
D'Onta Foreman: (4)/Sam Darnold: (3)/Raheem Blackshear: (7) vs. Detroit, 12/24/22	THREE PLAYERS WITH ONE TD RUSHING	Jared Goff: (1)/David Montgomery: (42)/Craig Reynolds: (5) @ Detroit, 10/08/23

# THE LAST TIME

31 att., D'Onta Foreman vs. Atlanta, 11/10/22	30+ RUSHING ATTEMPTS	30 att., Jacquizz Rodgers vs. Tampa Bay, 10/10/16
* Never Has Happened *	40+ RUSHING ATTEMPTS	* Never Has Happened *
41 att., Carolina 10, New Orleans 7 @ New Orleans, 01/08/23	40-49 RUSHING ATTEMPTS (TEAM)	45 att., Pittsburgh 24, Carolina 16 vs. Pittsburgh, 12/18/22
52 att., Carolina 10, Atlanta 3 @ Atlanta, 12/24/06	50+ RUSHING ATTEMPTS (TEAM)	* Never Has Happened *
* Never Has Happened *	400 YARDS RUSHING (TEAM)	* Never Has Happened *
320 yards, Carolina 37, Detroit 23 vs. Detroit, 12/24/22	300 YARDS RUSHING (TEAM)	301 yards, N.Y. Giants 34, Carolina 28 @ N.Y. Giants, 12/21/08
223 yards, Carolina 30, Seattle 24 @ Seattle, 12/11/22	200 YARDS RUSHING (TEAM)	241 yards, Cincinnati 42, Carolina 21 @ Cincinnati, 11/06/22
60 yards, D'Onta Foreman: (3:55) 33-D.Foreman right tackle to TB 17 for 60 yards (27-Z.McCollum). vs. Tampa Bay, 10/23/22	RUN OF 50-74 YARDS	52 yards, Latavius Murray: (4:42) 28-L.Murray up the middle ran ob at CAR 23 for 52 yards (7-S.Thompson). vs. Denver, 11/27/22
84 yards, Christian McCaffrey: (14:01) 22-C.McCaffrey left guard for 84 yards, TOUCHDOWN. vs. Jacksonville, 10/06/19	RUN OF 75+ YARDS	98 yards, Ronald Jones II: (7:53) 27-R.Jones up the middle for 98 yards, TOUCHDOWN. vs. Tampa Bay, 11/15/20
<b>RECEIVING</b>		
201 yards, Steve Smith vs. Minnesota, 10/30/05	200 YARDS RECEIVING	207 yards, Mike Evans @ Tampa Bay, 01/01/23
115 yards, Adam Thielen @ Miami, 10/15/23	100 YARDS RECEIVING	162 yards, Mike Evans @ Tampa Bay, 12/03/23
118 yards/101 yards, Curtis Samuel/DJ Moore vs. New Orleans, 01/03/21	TWO 100-YARD RECEIVERS	207 yards/120 yards, Mike Evans/Chris Godwin @ Tampa Bay, 01/01/23
2 tds, DJ Moore: (6, 8) @ Dallas, 10/03/21	TWO TOUCHDOWN RECEPTIONS	2 tds, Sam LaPorta: (4, 31) @ Detroit, 10/08/23
3 tds, Steve Smith: (7, 12, 74) vs. Houston, 09/16/07	THREE TOUCHDOWN RECEPTIONS	3 tds, Mike Evans: (63, 57, 30) @ Tampa Bay, 01/01/23
* Never Has Happened *	FOUR TOUCHDOWN RECEPTIONS	* Never Has Happened *
* Never Has Happened *	FIVE TOUCHDOWN RECEPTIONS	* Never Has Happened *
Wesley Walls: (87, 15)/Patrick Jeffers: (40, 32) vs. New Orleans, 01/02/00	TWO PLAYERS WITH TWO TD RECEPTIONS	Adam Humphries: (5, 30)/O.J. Howard: (4, 3) vs. Tampa Bay, 11/04/18
152 yards, DJ Moore @ Atlanta, 10/30/22	150 YARDS RECEIVING	162 yards, Mike Evans @ Tampa Bay, 12/03/23
11, Adam Thielen @ Miami, 10/15/23	10 OR MORE RECEPTIONS	10, Mike Evans @ Tampa Bay, 01/01/23
115 yards, Adam Thielen @ Miami, 10/15/23	100-149 YARDS RECEIVING	112 yards, DK Metcalf @ Seattle, 09/24/23
152 yards, DJ Moore @ Atlanta, 10/30/22	150-199 YARDS RECEIVING	162 yards, Mike Evans @ Tampa Bay, 12/03/23
201 yards, Steve Smith vs. Minnesota, 10/30/05	200-299 YARDS RECEIVING	207 yards, Mike Evans @ Tampa Bay, 01/01/23
* Never Has Happened *	300+ YARDS RECEIVING	300 yards, Julio Jones @ Atlanta, 10/02/16
75 yards, Robbie Anderson: (6:13) 6-B.Mayfield pass deep middle to 3-R.Anderson for 75 yards, TOUCHDOWN. vs. Cleveland, 09/11/22	70-YARD RECEPTION	75 yards, Mike Evans: (5:04) (Shotgun) 6-B.Mayfield pass deep left to 13-M.Evans pushed ob at CAR 1 for 74 yards (23-C.Henderson). Tampa Bay challenged the runner was out of bounds ruling, and the play was REVERSED. (Shotgun) 6-B.Mayfield pass deep left to 13-M.Evans for 75 yards, TOUCHDOWN. CAR-26-D.Jackson was injured during the play. @ Tampa Bay, 12/03/23
52 yards, DJ Moore: (15:00) 75-C.Erving reported in as eligible. 14-S.Darnold pass deep right to 2-D.Moore ran ob at DEN 9 for 52 yards. vs. Denver, 11/27/22	50-YARD RECEPTION	57 yards, Mike Evans: (13:58) (No Huddle, Shotgun) 12-T.Brady pass deep right to 13-M.Evans for 57 yards, TOUCHDOWN. @ Tampa Bay, 01/01/23
<b>COMBINED YARDS</b>		
118 yards/317 yards, D'Onta Foreman/PJ Walker @ Atlanta, 10/30/22	100-YARD RUSHER AND 300-YARD PASSER	137 yards/373 yards, Dalvin Cook/Kirk Cousins vs. Minnesota, 10/17/21
145 yards/361 yards, Adam Thielen/Andy Dalton @ Seattle, 09/24/23	100-YARD RECEIVER AND 300-YARD PASSER	207/120 yards/432 yards, Mike Evans/Chris Godwin/Tom Brady @ Tampa Bay, 01/01/23
113 yards/103 yards, D'Onta Foreman/DJ Moore vs. Denver, 11/27/22	100-YARD RUSHER AND 100-YARD RECEIVER	115 yards/163 yards, Raheem Mostert/Tyreek Hill @ Miami, 10/15/23
120/109 yards/367 yards, DJ Moore/Robbie Anderson/Teddy Bridgewater @ Tampa Bay, 09/20/20	TWO 100-YARD RECEIVERS/300-YARD PASSER	207/120 yards/432 yards, Mike Evans/Chris Godwin/Tom Brady @ Tampa Bay, 01/01/23
100 yards/122/108 yards, Fozzy Whittaker/Greg Olsen/Kelvin Benjamin vs. San Francisco, 09/18/16	100-YARD RUSHER/TWO 100-YARD RECEIVERS	118 yards/111/122 yards, Marshall Faulk/Isaac Bruce/Az-Zahir Hakim vs. St. Louis, 12/05/99

# THE LAST TIME

118 yards/317 yards/152 yards, D'Onta Foreman/PJ Walker DJ Moore @ Atlanta, 10/30/22	100-YARD RUSHER, 300-YARD PASSER, 100-YARD RECEIVER	137 yards/373 yards/126 yards, Dalvin Cook/Kirk Cousins Adam Thielen vs. Minnesota, 10/17/21
---	---	---

## DEFENSE

Carolina 20, Detroit 0 vs. Detroit, 11/22/20	SHUTOUT	Atlanta 41, Carolina 0 vs. Atlanta, 11/24/02
--	---------	--

61 yards, Troy Hill: (4:37) (Shotgun) 14-M.White pass short right intended for 26-S.Ahmed INTERCEPTED by 13-T.Hill at CAR 39. 13-T.Hill for 61 yards, TOUCHDOWN. @ Miami, 10/15/23	INTERCEPTED PASS RETURNED FOR A TOUCHDOWN	30 yards, DaRon Bland: (13:58) (Shotgun) 9-B.Young pass short right intended for 15-J.Mingo INTERCEPTED by 26-B.Bland at CAR 30. 26-B.Bland for 30 yards, TOUCHDOWN. vs. Dallas, 11/19/23
--	---	---

44 yards, Marquis Haynes Sr.: (5:44) 41-A.Kamara right tackle to NO 43 for -2 yards (49-F.Luvu). FUMBLES (49-F.Luvu), touched at NO 42, RECOVERED by CAR-98-M.Haynes at NO 44. 98-M.Haynes for 44 yards, TOUCHDOWN. Penalty on NO-81-N.Vannett, Offensive Holding, declined. vs. New Orleans, 09/25/22	FUMBLE RETURNED FOR A TOUCHDOWN	75 yards, Eddie Jackson: (9:15) (Shotgun) 1-C.Newton FUMBLES (Aborted) at CHI 27, RECOVERED by CHI-39-E.Jackson at CHI 25. 39-E.Jackson for 75 yards, TOUCHDOWN. @ Chicago, 10/22/17
--	---------------------------------	--

(2:35) (Shotgun) 1-J.Hurts FUMBLES (Aborted) at PHI 11, ball out of bounds in End Zone, SAFETY. vs. Philadelphia, 10/10/21	SAFETY SCORED	(14:56) (Shotgun) 14-S.Darnold pass incomplete short middle [99-L.Williams]. PENALTY on CAR-14-S.Darnold, Intentional Grounding, 3 yards, enforced in End Zone, SAFETY. @ N.Y. Giants, 10/24/21
--	---------------	---

* Never Has Happened *	SIX+ SACK GAME	* Never Has Happened *
------------------------	----------------	------------------------

* Never Has Happened *	FIVE SACK GAME	* Never Has Happened *
------------------------	----------------	------------------------

4.0 sk, Greg Hardy @ Atlanta, 12/29/13	FOUR SACK GAME	4.5 sk, Mario Williams @ Buffalo, 09/15/13
--	----------------	--

3.0 sk, Mario Addison @ Arizona, 09/22/19	THREE SACK GAME	3.0 sk, Harrison Smith vs. Minnesota, 10/01/23
---	-----------------	--

2.0 sk, Frankie Luvu vs. New Orleans, 09/18/23	TWO SACK GAME	2.0 sk, Denico Autry @ Tennessee, 11/26/23
--	---------------	--

* Never Has Happened *	FOUR INTERCEPTIONS	* Never Has Happened *
------------------------	--------------------	------------------------

3 ints, Deon Grant @ Minnesota, 09/22/02	THREE INTERCEPTIONS	3 ints, Andrew Adams @ Tampa Bay, 12/02/18
--	---------------------	--

2 ints, James Bradberry @ Tampa Bay, 10/13/19	TWO INTERCEPTIONS	2 ints, Kenny Moore II vs. Indianapolis, 11/05/23
---	-------------------	---

Dan Morgan: (9, 11)/Ricky Manning: (30, 16) vs. St. Louis, 12/12/04	TWO INTERCEPTIONS BY TEAMMATES	Kerry Rhodes: (11, 6)/Darrelle Revis: (67, 0) @ N.Y. Jets, 11/29/09
---	--------------------------------	---

2 fr, Jeremy Chinn @ Minnesota, 11/29/20	TWO OPPONENT FUMBLE RECOVERIES	2 fr, Lavonte David vs. Tampa Bay, 01/03/16
--	--------------------------------	---

21 yards, Pittsburgh 24, Carolina 16 vs. Pittsburgh, 12/18/22	LESS THAN 25 RUSHING YARDS	24 yards, Carolina 30, Arizona 20 vs. Arizona, 10/30/16
---	----------------------------	---

43 yards, Chicago 16, Carolina 13 @ Chicago, 11/09/23	LESS THAN 50 RUSHING YARDS	45 yards, Carolina 37, Detroit 23 vs. Detroit, 12/24/22
---	----------------------------	---

80 yards, Tennessee 17, Carolina 10 @ Tennessee, 11/26/23	LESS THAN 100 RUSHING YARDS	96 yards, Tennessee 17, Carolina 10 @ Tennessee, 11/26/23
---	-----------------------------	---

32 yards, Carolina 10, New Orleans 7 @ New Orleans, 01/08/23	LESS THAN 50 NET PASSING YARDS	46 yards, Carolina 10, San Francisco 9 @ San Francisco, 11/10/13
--	--------------------------------	--

77 yards, Dallas 33, Carolina 10 vs. Dallas, 11/19/23	LESS THAN 100 NET PASSING YARDS	91 yards, Atlanta 24, Carolina 10 @ Atlanta, 09/10/23
---	---------------------------------	---

149 yards, Tampa Bay 21, Carolina 18 @ Tampa Bay, 12/03/23	LESS THAN 150 NET PASSING YARDS	120 yards, Indianapolis 27, Carolina 13 vs. Indianapolis, 11/05/23
--	---------------------------------	--

128 yards, Carolina 26, New Orleans 7 vs. New Orleans, 09/19/21	LESS THAN 150 YARDS NET OFFENSE	119 yards, Pittsburgh 27, Carolina 3 @ Pittsburgh, 12/23/10
---	---------------------------------	---

198 yards, Indianapolis 27, Carolina 13 vs. Indianapolis, 11/05/23	LESS THAN 200 YARDS NET OFFENSE	187 yards, Dallas 33, Carolina 10 vs. Dallas, 11/19/23
--	---------------------------------	--

264 yards, Tennessee 17, Carolina 10 @ Tennessee, 11/26/23	LESS THAN 300 YARDS NET OFFENSE	282 yards, Tampa Bay 21, Carolina 18 @ Tampa Bay, 12/03/23
--	---------------------------------	--

3 to, Carolina 22, New Orleans 14 vs. New Orleans, 09/25/22	FORCED THREE+ TURNOVERS	3 to, Indianapolis 27, Carolina 13 vs. Indianapolis, 11/05/23
---	-------------------------	---

4 to, Tampa Bay 31, Carolina 17 @ Tampa Bay, 09/20/20	FORCED FOUR TURNOVERS	4 to, Carolina 20, Washington 13 @ Washington, 12/27/20
---	-----------------------	---

5 to, New Orleans 33, Carolina 7 vs. New Orleans, 01/03/21	FORCED FIVE+ TURNOVERS	7 to, Carolina 37, Tampa Bay 26 @ Tampa Bay, 10/13/19
--	------------------------	---

## SPECIAL TEAMS

103 yards, Damiere Byrd: 7-P.Murray kicks 68 yards from TB 35 to CAR -3. 18-D.Byrd for 103 yards, TOUCHDOWN. vs. Tampa Bay, 12/24/17	KICKOFF RETURNED FOR A TOUCHDOWN	99 yards, Andre Roberts: 9-G.Gano kicks 64 yards from CAR 35 to WAS 1. 12-A.Roberts for 99 yards, TOUCHDOWN. vs. Washington, 11/22/15
--	----------------------------------	---

# THE LAST TIME

79 yards, Ihmir Smith-Marsette. (6:05) 16-T.Gill punts 57 yards to CAR 21, Center-48-P.Scales. 11-4-Smith-Marsette for 79 yards, TOUCHDOWN. @ Chicago, 11/09/23	PUNT RETURNED FOR A TOUCHDOWN	83 yards, Diontae Spencer. (10:39) 3-J.Charlton punts 56 yards to DEN 17, Center-44-J.Jansen. 11-D.Spencer for 83 yards, TOUCHDOWN. vs. Denver, 12/13/20
* Never Has Happened *	BLOCKED FIELD GOAL RETURNED FOR A TOUCHDOWN	* Never Has Happened *
4 yards, Kenny Robinson. Kenny Robinson. (6:56) 3-J.Berry punt is BLOCKED by 49-F.Luvu, Center-42-A.DePaola, RECOVERED by CAR-K.Robinson at MIN 4. K.Robinson for 4 yards, TOUCHDOWN. Minnesota, 10/17/21	BLOCKED PUNT RETURNED FOR A TOUCHDOWN	Duke Riley. (9:18) 10-L.Edwards punt is BLOCKED by 45-D.Riley, Center-44-J.Jansen, RECOVERED by MIA-27-J.Coleman at CAR 2. 27-J.Coleman for 2 yards, TOUCHDOWN. @ Miami, 11/28/21
50 yards, Zane Gonzalez. (8:40) 5-Z.Gonzalez 50 yard field goal is BLOCKED (96-C.Granderson), Center-44-J.Jansen, Holder-3-J.Charlton, RECOVERED by NO-53-Z.Baun at NO 29. 53-Z.Baun to CAR 38 for 33 yards (70-B.Christensen). vs. New Orleans, 09/19/21	BLOCKED FIELD GOAL	55 yards, Wil Lutz. (1:24) 3-W.Lutz 55 yard field goal is BLOCKED (24-C.Henderson), Center-49-Z.Wood, Holder-4-B.Gillikin. @ New Orleans, 01/08/23
Lachlan Edwards. (9:18) 10-L.Edwards punt is BLOCKED by 45-D.Riley, Center-44-J.Jansen, RECOVERED by MIA-27-J.Coleman at CAR 2. 27-J.Coleman for 2 yards, TOUCHDOWN. @ Miami, 11/28/21	BLOCKED PUNT	Jordan Berry. (6:56) 3-J.Berry punt is BLOCKED by 49-F.Luvu, Center-42-A.DePaola, RECOVERED by CAR-27-K.Robinson at MIN 4. 27-K.Robinson for 4 yards, TOUCHDOWN. vs. Minnesota, 10/17/21
Younghoe Koo (CJ Henderson blocked). 7-Y.Koo extra point is Blocked (24-C.Henderson), Center-48-L.McCullough, Holder-13-B.Pinion. vs. Atlanta, 11/10/22	POINT AFTER TOUCHDOWN ATTEMPT BLOCKED	Joey Siye (Isaac Rochell blocked). 4-J.Siye extra point is Blocked (98-I.Rochell), Center-44-J.Jansen, Holder-3-J.Charlton. DEFENSIVE TWO-POINT ATTEMPT. 24-N.Adderley recovered the blocked kick. ATTEMPT FAILS. @ L.A. Chargers, 09/27/20
50 yards, Eddy Piñeiro. (8:56) 4-E.Pineiro 50 yard field goal is GOOD, Center-44-J.Jansen, Holder-10-J.Hekker. @ Tennessee, 11/26/23	MADE FIELD GOAL OF 50 YARDS OR LONGER	53 yards, Nick Folk. (:03) 6-N.Folk 53 yard field goal is GOOD, Center-46-M.Cox, Holder-4-R.Stonehouse @ Tennessee, 11/26/23
63 yards, Graham Gano. (:06) 9-G.Gano 63 yard field goal is GOOD, Center-44-J.Jansen, Holder-5-M.Palardy. vs. N.Y. Giants, 10/07/18	60+ YARD FIELD GOAL	* Never Has Happened *
6 fg, John Kasay. (30, 50, 46, 25, 21, 21) @ New Orleans, 12/05/04	SIX FIELD GOALS	* Never Has Happened *
5 fg, Joey Slye. (29, 24, 30, 22, 31) @ L.A. Chargers, 09/27/20	FIVE FIELD GOALS	5 fg, Jason Myers. (43, 35, 33, 37, 39) @ Seattle, 09/24/23
4 fg, Eddy Piñeiro. (46, 49, 40, 37) vs. Atlanta, 11/10/22	FOUR FIELD GOALS	4 fg, Graham Gano. (36, 33, 52, 56) @ N.Y. Giants, 09/18/22
3 fg, Eddy Piñeiro. (46, 37, 23) vs. Houston, 10/29/23	THREE FIELD GOALS	3 fg, Cairo Santos. (54, 36, 39) @ Chicago, 11/09/23
Eddy Piñeiro. 4-E.Pineiro extra point is No Good, Wide Right, Center-44-J.Jansen, Holder-10-J.Hekker. vs. Houston, 10/29/23	MISSED POINT AFTER TOUCHDOWN ATTEMPT	Brandon Aubrey. 17-B.Aubrey extra point is No Good, Wide Left, Center-44-T.Sieg, Holder-5-B.Anger. vs. Dallas, 11/19/23
* Never Has Happened *	NO PUNTS	Tampa Bay 46, Carolina 23 vs. Tampa Bay, 11/15/20
11 punts, Todd Sauerbrun vs. Chicago, 12/22/02	PUNTED 10+ TIMES	11 punts, Shane Lechler @ Oakland, 11/09/08
61 yds, Johnny Hekker vs. Dallas, 11/19/23	60-69 YARD PUNT	61 yds, Jake Camarda @ Tampa Bay, 12/03/23
76 yds, Andy Lee @ Denver, 09/08/16	70+ YARD PUNT	71 yds, Ryan Stonehouse @ Tennessee, 11/26/23
* Never Has Happened *	80+ YARD PUNT	* Never Has Happened *
23 yards, Ihmir Smith-Marsette @ Tampa Bay, 12/03/23	20 YARD PUNT RETURN	20 yards, Tank Dell vs. Houston, 10/29/23
60t yards, Kaelin Clay @ N.Y. Jets, 11/26/17	50-69 YARD PUNT RETURN	59 yards, Tommylee Lewis @ New Orleans, 10/16/16
79t yards, Ihmir Smith-Marsette @ Chicago, 11/09/23	70-89 YARD PUNT RETURN	83t yards, Diontae Spencer vs. Denver, 12/13/20
* Never Has Happened *	90+ YARD PUNT RETURN	94t yards, Tramon Williams @ Green Bay, 11/18/07
52 yards, Raheem Blackshear vs. Houston, 10/29/23	50-69 YARD KICKOFF RETURN	50 yards, Godwin Igbwebuike @ Seattle, 12/11/22
76 yards, Kealoha Pilaes @ Indianapolis, 11/27/11	70-89 YARD KICKOFF RETURN	78 yards, Marcus Sherels vs. Minnesota, 10/30/11
98 yards, Trenton Cannon vs. Tampa Bay, 11/15/20	90+ YARD KICKOFF RETURN	99t yards, Andre Roberts vs. Washington, 11/22/15
Jermaine Carter Jr.. (Onside Kick formation) 5-M.Palardy kicks onside 13 yards from CAR 35 to CAR 48, RECOVERED by CAR-56-J.Carter. vs. Washington, 12/01/19	SUCCESSFUL ONSIDE KICK	P.J. Locke. (Onside Kick formation) 8-B.McManus kicks onside 8 yards from DEN 35 to DEN 43, impetus ends at DEN 44, RECOVERED by DEN-6-P.Locke. vs. Denver, 11/27/22
TEAM/MISCELLANEOUS		
* Never Has Happened *	600 TOTAL YARDS OF OFFENSE	617 yards, New Orleans 617, Carolina 301 @ New Orleans, 01/01/12
570 yards, Carolina 570, Detroit 381 vs. Detroit, 12/24/22	500 TOTAL YARDS OF OFFENSE	571 yards, Minnesota 571, Carolina 306 vs. Minnesota, 10/17/21





# THE LAST TIME

4 td, Carolina 37, Detroit 23  
(12:02) (Shotgun) R.Blackshear right end for 7 yards, TOUCHDOWN.  
(9:40) (Shotgun) S.Darnold left end for 3 yards, TOUCHDOWN.  
(2:12) D.Foreman up the middle for 4 yards, TOUCHDOWN.  
(9:19) (No Huddle, Shotgun) S.Darnold pass short left to D.Moore for 5 yards, TOUCHDOWN. vs. Detroit, 12/24/22

FOUR TOTAL TOUCHDOWNS

4 td, Dallas 33, Carolina 10  
(3:25) (Shotgun) D.Prescott pass deep right to L.Schoonmaker for 18 yards, TOUCHDOWN.  
(:29) (Shotgun) D.Prescott pass short left to C.Lamb for 5 yards, TOUCHDOWN.  
(14:06) T.Pollard up the middle for 21 yards, TOUCHDOWN. Penalty on CAR-S.Tuttle, Defensive Holding, declined.  
(13:58) (Shotgun) B.Young pass short right intended for J.Mingo INTERCEPTED by D.Bland at CAR 30. D.Bland for 30 yards, TOUCHDOWN. vs. Dallas, 11/19/23

Baltimore 13, Carolina 3 @ Baltimore, 11/20/22

GAME WITHOUT TOUCHDOWNS

Carolina 21, Tampa Bay 3 vs. Tampa Bay, 10/23/22

41:47 TOP, Carolina 10, Atlanta 3 @ Atlanta, 12/24/06

OVER 40:00 TIME OF POSSESSION (NON-OT)

40:08 TOP, Atlanta 30, Carolina 0 @ Atlanta, 10/20/02

vs. Detroit, 12/24/22

NO SACKS/NO INTERCEPTIONS ALLOWED

vs. Dallas, 11/19/23

Carolina 34, Arizona 10 @ Arizona, 11/14/21

WON GAME BY 20+ POINTS

Dallas 33, Carolina 10 vs. Dallas, 11/19/23

3 tds, D'Onta Foreman: (2-Rushing, 1-Rushing, 12-Rushing) @ Atlanta, 10/30/22

THREE TOUCHDOWNS BY A PLAYER

3 tds, Raheem Mostert: (3-Pass Reception, 4-Rushing, 1-Rushing) @ Miami, 10/15/23

4 tds, DeAngelo Williams: (13-Rushing, 5-Rushing, 1-Rushing, 30-Rushing) @ N.Y. Giants, 12/21/08

FOUR TOUCHDOWNS BY A PLAYER


4 tds, Tevin Coleman: (19-Rushing, 10-Pass Reception, 48-Rushing, 1-Rushing) @ San Francisco, 10/27/19

***UPDATED  
PLAYER BIOS***





# CURRENT PLAYERS



## AMARÉ BARNO

6'6" // 245

VIRGINIA TECH  
BLYTHEWOOD, S.C.

90

OLB

EXPERIENCE (YEARS)		BIRTHDATE	ACQUIRED
NFL	PANTHERS	4.26.99	D6A-22
2	2		

## AMARÉ BARNO'S NFL REGULAR SEASON DEFENSIVE STATISTICS

DATE	TEAM	GP	GS	TACKLES							INTERCEPTIONS				O. FUMB			ST		MISC									
				TK	S	A	TFL	YDS	SK	YDS	QBH	NO	YDS	LG	TD	PD	FF	FR	TD	YDS	TK	S	A	FF	FR	S	A		
2022	Panthers	9	0	7	6	1	2	12	2.0	10.0	2	0	0	0	0	0	0	0	0	0	0	0	2	2	0	0	0	0	0
2023	Panthers	12	1	17	11	6	1	0	0.0	0.0	0	0	0	0	0	0	0	0	0	0	0	0	3	1	2	0	0	0	0
<b>NFL TOTALS</b>		<b>21</b>	<b>1</b>	<b>24</b>	<b>17</b>	<b>7</b>	<b>3</b>	<b>12</b>	<b>2.0</b>	<b>10.0</b>	<b>2</b>	<b>0</b>	<b>0</b>	<b>0</b>	<b>0</b>	<b>0</b>	<b>0</b>	<b>0</b>	<b>0</b>	<b>0</b>	<b>0</b>	<b>0</b>	<b>5</b>	<b>3</b>	<b>2</b>	<b>0</b>	<b>0</b>	<b>0</b>	<b>0</b>

## 2023 GAME-BY-GAME REGULAR-SEASON STATISTICS (PANTHERS)

DATE	OPPONENT	P/S	TACKLES							INTERCEPTIONS				O. FUMB			ST		MISC		SCORE								
			TK	S	A	SK	YDS	TFL	YDS	QBH	NO	YDS	LG	TD	PD	FF	FR	TD	YDS	TK		S	A	FF	FR	S	A	W/L	
09/10	at Falcons	P	0	0	0	0.0	0.0	0	0	0	0	0	0	0	0	0	0	0	0	0	0	0	0	0	0	0	L	10-24	
09/18	Saints	P	0	0	0	0.0	0.0	0	0	0	0	0	0	0	0	0	0	0	0	0	0	0	1	1	0	0	0	L	17-20
09/24	at Seahawks	P	0	0	0	0.0	0.0	0	0	0	0	0	0	0	0	0	0	0	0	0	0	0	0	0	0	0	L	27-37	
10/01	Vikings	P	0	0	0	0.0	0.0	0	0	0	0	0	0	0	0	0	0	0	0	0	0	0	0	0	0	0	L	13-21	
10/08	at Lions	P	1	1	0	0.0	0.0	0	0	0	0	0	0	0	0	0	0	0	0	0	0	0	0	0	0	0	L	24-42	
10/15	at Dolphins	P	1	1	0	0.0	0.0	0	0	0	0	0	0	0	0	0	0	0	0	0	0	0	0	0	0	0	L	21-42	
10/29	Texans	P	1	0	1	0.0	0.0	0	0	0	0	0	0	0	0	0	0	0	0	0	0	1	0	1	0	0	0	W	15-13
11/05	Colts	P	4	2	2	0.0	0.0	1	0	0	0	0	0	0	0	0	0	0	0	0	0	0	0	0	0	0	0	L	13-27
11/09	at Bears	S	5	5	0	0.0	0.0	0	0	0	0	0	0	0	0	0	0	0	0	0	0	0	0	0	0	0	L	13-16	
11/19	Cowboys	P	1	1	0	0.0	0.0	0	0	0	0	0	0	0	0	0	0	0	0	0	0	0	0	0	0	0	L	10-33	
11/26	at Titans	P	2	0	2	0.0	0.0	0	0	0	0	0	0	0	0	0	0	0	0	0	0	1	0	1	0	0	0	L	10-17
12/03	at Buccaneers	P	2	1	1	0.0	0.0	0	0	0	0	0	0	0	0	0	0	0	0	0	0	0	0	0	0	0	0	L	18-21
<b>2023 TOTALS</b>		<b>12-1</b>	<b>17</b>	<b>11</b>	<b>6</b>	<b>0.0</b>	<b>0.0</b>	<b>1</b>	<b>0</b>	<b>0</b>	<b>0</b>	<b>0</b>	<b>0</b>	<b>0</b>	<b>0</b>	<b>0</b>	<b>0</b>	<b>0</b>	<b>0</b>	<b>0</b>	<b>0</b>	<b>3</b>	<b>1</b>	<b>2</b>	<b>0</b>	<b>0</b>	<b>0</b>	<b>0</b>	<b>1-11</b>



# CURRENT PLAYERS



**RAHEEM  
BLACKSHEAR**

**5'9" // 190**

**VIRGINIA TECH  
PHILADELPHIA, PA.**

**3**

**RB**

EXPERIENCE (YEARS)

**NFL**

**PANTHERS**

**2**

**2**

BIRTHDATE

**6.5.98**

ACQUIRED

**FA-22**

## RAHEEM BLACKSHEAR'S NFL REGULAR SEASON RUSHING/RECEIVING STATISTICS

DATE	TEAM	GP	GS	RUSHING					RECEIVING				
				NO.	YDS.	AVG.	LG	TD	NO.	YDS.	AVG.	LG	TD
2022	Panthers	13	1	23	77	3.3	16	3	10	93	9.3	27	0
2023	Panthers	7	0	12	36	3.0	9	0	5	41	8.2	19	0
<b>NFL TOTALS</b>		<b>20</b>	<b>1</b>	<b>35</b>	<b>113</b>	<b>3.2</b>	<b>16</b>	<b>3</b>	<b>15</b>	<b>134</b>	<b>8.9</b>	<b>27</b>	<b>0</b>

## RAHEEM BLACKSHEAR'S NFL REGULAR SEASON RETURN STATISTICS

DATE	TEAM	RET.	KICKOFF RETURNS				PUNT RETURNS					
			YDS.	AVG.	LG	TD	NO.	FC	YDS.	AVG.	LG	TD
2022	Panthers	19	513	27.0	66	0	6	0	55	9.2	21	0
2023	Panthers	7	240	34.3	52	0	0	0	0	0.0	0	0
<b>NFL TOTALS</b>		<b>26</b>	<b>753</b>	<b>29.0</b>	<b>66</b>	<b>0</b>	<b>6</b>	<b>0</b>	<b>55</b>	<b>9.2</b>	<b>21</b>	<b>0</b>

## 2023 GAME-BY-GAME REGULAR-SEASON STATISTICS (PANTHERS)

DATE	OPPONENT	P/S	RUSHING					RECEIVING					W/L	SCORE
			NO.	YDS.	AVG.	LG	TD	NO.	YDS.	AVG.	LG	TD		
09/10	at Falcons	P	0	0	0.0	0	0	0	0	0.0	0	0	L	10-24
09/18	Saints		ON INACTIVE LIST										L	17-20
09/24	at Seahawks		ON INACTIVE LIST										L	27-37
10/01	Vikings		ON INACTIVE LIST										L	13-21
10/08	at Lions		ON INACTIVE LIST										L	24-42
10/15	at Dolphins	P	5	18	3.6	9	0	1	4	4.0	4	0	L	21-42
10/29	Texans	P	3	5	1.7	6	0	2	26	13.0	19	0	W	15-13
11/05	Colts	P	1	0	0.0	0	0	1	5	5.0	5	0	L	13-27
11/09	at Bears	P	2	7	3.5	4	0	1	6	6.0	6	0	L	13-16
11/19	Cowboys	P	0	0	0.0	0	0	0	0	0.0	0	0	L	10-33
11/26	at Titans		ON INACTIVE LIST										L	10-17
12/03	at Buccaneers	P	1	6	6.0	6	0	0	0	0.0	0	0	L	18-21
<b>2023 TOTALS</b>		<b>7-0</b>	<b>12</b>	<b>36</b>	<b>3.0</b>	<b>9</b>	<b>0</b>	<b>5</b>	<b>41</b>	<b>8.2</b>	<b>19</b>	<b>0</b>	<b>1-11</b>	





# CURRENT PLAYERS



**BRADLEY BOZEMAN**  
6'5" // 325  
ALABAMA  
ROANOKE, ALA.

**56**  
**C**

EXPERIENCE (YEARS)

NFL	PANTHERS
<b>6</b>	<b>2</b>

BIRTHDATE  
**11.24.94**

ACQUIRED  
**UFA-22 BAL**

## BRADLEY BOZEMAN'S NFL REGULAR SEASON STATISTICS

DATE	TEAM	GP	GS
2018	Ravens	14	1
2019	Ravens	16	16
2020	Ravens	16	16
2021	Ravens	16	16
2022	Panthers	17	11
2023	Panthers	12	12
<b>NFL TOTALS</b>		<b>91</b>	<b>72</b>

## 2023 GAME-BY-GAME REGULAR-SEASON STATISTICS (PANTHERS)

DATE	OPPONENT	P/S	W/L	SCORE
09/10	at Falcons	S	L	10-24
09/18	Saints	S	L	17-20
09/24	at Seahawks	S	L	27-37
10/01	Vikings	S	L	13-21
10/08	at Lions	S	L	24-42
10/15	at Dolphins	S	L	21-42
10/29	Texans	S	W	15-13
11/05	Colts	S	L	13-27
11/09	at Bears	S	L	13-16
11/19	Cowboys	S	L	10-33
11/26	at Titans	S	L	10-17
12/03	at Buccaneers	S	L	18-21
<b>2023 TOTALS</b>		<b>12-12</b>	<b>1-11</b>	

# CURRENT PLAYERS



**DEONTE BROWN**  
**6'4" // 335**  
**ALABAMA**  
**DECATUR, ALA.**

77

G

EXPERIENCE (YEARS)		BIRTHDATE	ACQUIRED
NFL	PANTHERS	1.15.98	FA-22
3	3		

## DEONTE BROWN'S NFL REGULAR SEASON STATISTICS

DATE	TEAM	GP	GS
2021	Panthers	3	0
2022	Panthers	0	0
2023	Panthers	0	0
NFL TOTALS		3	0

## 2023 GAME-BY-GAME REGULAR-SEASON STATISTICS (PANTHERS)

DATE	OPPONENT	P/S	W/L	SCORE
09/10	at Falcons		L	10-24
09/18	Saints		L	17-20
09/24	at Seahawks		L	27-37
10/01	Vikings		L	13-21
10/08	at Lions		L	24-42
10/15	at Dolphins		L	21-42
10/29	Texans		W	15-13
11/05	Colts		L	13-27
11/09	at Bears		L	13-16
12/03	at Buccaneers		L	18-21
2023 TOTALS		0-0	1-9	



# CURRENT PLAYERS



**SPENCER BROWN**  
 6'0" // 220  
 ALABAMA-BIRMINGHAM  
 WARRIOR, ALA.

**33**  
**RB**

EXPERIENCE (YEARS)

NFL	PANTHERS	BIRTHDATE	ACQUIRED
1	2	11.13.98	FA-22

## SPENCER BROWN'S NFL REGULAR SEASON RUSHING/RECEIVING STATISTICS

DATE	TEAM	RUSHING							RECEIVING				
		GP	GS	NO.	YDS.	AVG.	LG	TD	NO.	YDS.	AVG.	LG	TD
2021	Panthers	1	0	0	0	0.0	0	0	0	0	0.0	0	0
2022	Panthers	2	0	9	43	4.8	7	0	2	10	5.0	9	0
2023	Panthers	0	0	0	0	0.0	0	0	0	0	0.0	0	0
<b>NFL TOTALS</b>		<b>3</b>	<b>0</b>	<b>9</b>	<b>43</b>	<b>4.8</b>	<b>7</b>	<b>0</b>	<b>2</b>	<b>10</b>	<b>5.0</b>	<b>9</b>	<b>0</b>

## 2023 GAME-BY-GAME REGULAR-SEASON STATISTICS (PANTHERS)

DATE	OPPONENT	P/S	RUSHING					RECEIVING					TD	W/L	SCORE
			NO.	YDS.	AVG.	LG	TD	NO.	YDS.	AVG.	LG				
09/10	at Falcons													L	10-24
11/05	Colts													L	13-27
11/09	at Bears													L	13-16
11/19	Cowboys													L	10-33
11/26	at Titans													L	10-17
12/03	at Buccaneers													L	18-21
<b>2023 TOTALS</b>		<b>0-0</b>	<b>0</b>	<b>0</b>	<b>0.0</b>	<b>0</b>	<b>0</b>	<b>0</b>	<b>0</b>	<b>0.0</b>	<b>0</b>	<b>0</b>	<b>0</b>	<b>0-6</b>	



# CURRENT PLAYERS



*DJ*  
**CHARK JR.**  
**6'4" // 205**  
LSU  
ALEXANDRIA, LA.

**17**  
**WR**

EXPERIENCE (YEARS)		BIRTHDATE	ACQUIRED
NFL	PANTHERS	<b>9.23.96</b>	<b>FA-23</b>
<b>6</b>	<b>1</b>		

## DJ CHARK JR.'S NFL REGULAR SEASON RUSHING/RECEIVING STATISTICS

DATE	TEAM	GP	GS	RECEIVING					RUSHING				
				NO.	YDS.	AVG.	LG	TD	NO.	YDS.	AVG.	LG	TD
2018	Jaguars	11	0	14	174	12.4	38	0	0	0	0.0	0	0
2019	Jaguars	15	14	73	1,008	13.8	69	8	2	20	10.0	20	0
2020	Jaguars	13	12	53	706	13.3	73t	5	0	0	0.0	0	0
2021	Jaguars	4	4	7	154	22.0	41t	2	0	0	0.0	0	0
2022	Lions	11	10	30	502	16.7	51	3	0	0	0.0	0	0
2023	Panthers	10	6	23	319	13.9	47t	3	0	0	0.0	0	0
<b>NFL TOTALS</b>		<b>64</b>	<b>46</b>	<b>200</b>	<b>2,863</b>	<b>14.3</b>	<b>73T</b>	<b>21</b>	<b>2</b>	<b>20</b>	<b>10.0</b>	<b>20</b>	<b>0</b>

## DJ CHARK JR.'S NFL REGULAR SEASON RETURN STATISTICS

DATE	TEAM	KICKOFF RETURNS					PUNT RETURNS					
		RET.	YDS.	AVG.	LG	TD	NO.	FC	YDS.	AVG.	LG	TD
2018	Jaguars	7	186	26.6	47	0	0	0	-8	0.0	0	0
2019	Jaguars	0	0	0.0	0	0	0	0	0	0.0	0	0
2020	Jaguars	0	0	0.0	0	0	0	0	0	0.0	0	0
2021	Jaguars	0	0	0.0	0	0	0	0	0	0.0	0	0
2022	Lions	0	0	0.0	0	0	0	0	0	0.0	0	0
2023	Panthers	0	0	0.0	0	0	0	0	0	0.0	0	0
<b>NFL TOTALS</b>		<b>7</b>	<b>186</b>	<b>26.6</b>	<b>47</b>	<b>0</b>	<b>0</b>	<b>0</b>	<b>-8</b>	<b>0.0</b>	<b>0</b>	<b>0</b>

## 100-YARD RECEIVING GAMES (S): REGULAR SEASON

DATE	TEAM	NO.	YDS.	AVG.	LG	TD
09/08/19	CHIEFS	4	146	36.5	69	1
10/06/19	at Panthers	8	164	20.5	37t	2
11/17/19	at Colts	8	104	13.0	34t	2
11/08/20	TEXANS	7	146	20.9	73t	1
12/24/22	at Panthers	4	108	27.0	51	0

## 2023 GAME-BY-GAME REGULAR-SEASON STATISTICS (PANTHERS)

DATE	OPPONENT	P/S	RECEIVING					RUSHING					W/L	SCORE	
			NO.	YDS.	AVG.	LG	TD	NO.	YDS.	AVG.	LG	TD			
09/10	at Falcons		ON INACTIVE LIST											L	10-24
09/18	Saints	P	1	15	15.0	15	0	0	0	0.0	0	0	0	L	17-20
09/24	at Seahawks	P	4	86	21.5	47t	1	0	0	0.0	0	0	L	27-37	
10/01	Vikings	S	2	28	14.0	18	0	0	0	0.0	0	0	L	13-21	
10/08	at Lions	S	3	42	14.0	18t	1	0	0	0.0	0	0	L	24-42	
10/15	at Dolphins	S	3	26	8.7	24	0	0	0	0.0	0	0	L	21-42	
10/29	Texans	S	2	23	11.5	20	0	0	0	0.0	0	0	W	15-13	
11/05	Colts	S	2	9	4.5	5t	1	0	0	0.0	0	0	L	13-27	
11/09	at Bears		INACTIVE											L	13-16
11/19	Cowboys	P	0	0	0.0	0	0	0	0	0.0	0	0	L	10-33	
11/26	at Titans	P	3	34	11.3	19	0	0	0	0.0	0	0	L	10-17	
12/03	at Buccaneers	S	3	56	18.7	30	0	0	0	0.0	0	0	L	18-21	
<b>2023 TOTALS</b>		<b>10-6</b>	<b>23</b>	<b>319</b>	<b>13.9</b>	<b>47T</b>	<b>3</b>	<b>0</b>	<b>0</b>	<b>0.0</b>	<b>0</b>	<b>0</b>	<b>0</b>	<b>1-11</b>	


# CURRENT PLAYERS







# CURRENT PLAYERS



**BRADY**  
**CHRISTENSEN**  
**6'6" // 300**  
**BYU**  
**BOUNTIFUL, UTAH**

70

G

EXPERIENCE (YEARS)		BIRTHDATE	ACQUIRED
NFL	PANTHERS	<b>9.27.96</b>	<b>D3A-21</b>
<b>3</b>	<b>3</b>		

## BRADY CHRISTENSEN'S NFL REGULAR SEASON STATISTICS

DATE	TEAM	GP	GS
2021	Panthers	16	6
2022	Panthers	17	17
2023	Panthers	1	1
NFL TOTALS		34	24

## 2023 GAME-BY-GAME REGULAR-SEASON STATISTICS (PANTHERS)

DATE	OPPONENT	P/S	W/L	SCORE
09/10	at Falcons	S	L	10-24
09/18	Saints		L	17-20
09/24	at Seahawks		L	27-37
10/01	Vikings		L	13-21
10/08	at Lions		L	24-42
10/15	at Dolphins		L	21-42
10/29	Texans		W	15-13
11/05	Colts		L	13-27
11/09	at Bears		L	13-16
11/19	Cowboys		L	10-33
11/26	at Titans		L	10-17
12/03	at Buccaneers		L	18-21
2023 TOTALS		1-1	1-11	

# CURRENT PLAYERS



**TARIK  
COHEN**  
5'6" // 196  
NORTH CAROLINA A&T  
BUNN, N.C.

**28**

**RB**

EXPERIENCE (YEARS)

NFL

PANTHERS

6

1

BIRTHDATE

7.26.95

ACQUIRED

FA-23

## TARIK COHEN'S NFL REGULAR SEASON RUSHING/RECEIVING STATISTICS

DATE	TEAM	RUSHING							RECEIVING				
		GP	GS	NO.	YDS.	AVG.	LG	TD	NO.	YDS.	AVG.	LG	TD
2017	Bears	16	4	87	370	4.3	46	2	53	353	6.7	70	1
2018	Bears	16	7	99	444	4.5	32	3	71	725	10.2	70t	5
2019	Bears	16	11	64	213	3.3	19	0	79	456	5.8	31	3
2020	Bears	3	0	14	74	5.3	17	0	6	41	6.8	20	0
2021	Bears	0	0	0	0	0.0	0	0	0	0	0.0	0	0
2023	Panthers	0	0	0	0	0.0	0	0	0	0	0.0	0	0
<b>NFL TOTALS</b>		<b>51</b>	<b>22</b>	<b>264</b>	<b>1,101</b>	<b>4.2</b>	<b>46</b>	<b>5</b>	<b>209</b>	<b>1,575</b>	<b>7.5</b>	<b>70T</b>	<b>9</b>

## TARIK COHEN'S NFL REGULAR SEASON RETURN STATISTICS

DATE	TEAM	KICKOFF RETURNS					PUNT RETURNS					
		RET.	YDS.	AVG.	LG	TD	NO.	FC	YDS.	AVG.	LG	TD
2017	Bears	26	583	22.4	46	0	29	15	272	9.4	61t	1
2018	Bears	2	22	11.0	22	0	33	21	411	12.5	44	0
2019	Bears	2	23	11.5	16	0	33	19	302	9.2	71	0
2020	Bears	0	0	0.0	0	0	1	3	0	0.0	0	0
2021	Bears	0	0	0.0	0	0	0	0	0	0.0	0	0
2023	Panthers	0	0	0.0	0	0	0	0	0	0.0	0	0
<b>NFL TOTALS</b>		<b>30</b>	<b>628</b>	<b>20.9</b>	<b>46</b>	<b>0</b>	<b>96</b>	<b>58</b>	<b>985</b>	<b>10.3</b>	<b>71</b>	<b>1</b>

## 100-YARD RECEIVING GAMES (2): REGULAR SEASON


DATE	TEAM	NO.	YDS.	AVG.	LG	TD
09/30/18	BUCCANEERS	7	121	17.3	35	1
12/02/18	at Giants	12	156	13.0	46	0

## 2023 GAME-BY-GAME REGULAR-SEASON STATISTICS (PANTHERS)

DATE	OPPONENT	P/S	RUSHING						RECEIVING					W/L	SCORE
			NO.	YDS.	AVG.	LG	TD	NO.	YDS.	AVG.	LG	TD			
09/18	Saints													L	17-20
09/24	at Seahawks													L	27-37
10/01	Vikings													L	13-21
10/08	at Lions													L	24-42
10/15	at Dolphins													L	21-42
10/29	Texans													W	15-13
11/05	Colts													L	13-27
11/09	at Bears													L	13-16
11/19	Cowboys													L	10-33
11/26	at Titans													L	10-17
12/03	at Buccaneers													L	18-21
<b>2023 TOTALS</b>		<b>0-0</b>	<b>0</b>	<b>0</b>	<b>0.0</b>	<b>0</b>	<b>0</b>	<b>0</b>	<b>0</b>	<b>0</b>	<b>0.0</b>	<b>0</b>	<b>0</b>	<b>0</b>	<b>1-10</b>



# CURRENT PLAYERS



**AUSTIN CORBETT**  
**6'4" // 305**  
**NEVADA SPARKS, NEV.**

63

G

EXPERIENCE (YEARS)		BIRTHDATE	ACQUIRED
<b>NFL</b>	<b>PANTHERS</b>	<b>9.5.95</b>	<b>UFA-22 LAR</b>
<b>6</b>	<b>2</b>		


## AUSTIN CORBETT'S NFL REGULAR SEASON STATISTICS

DATE	TEAM	GP	GS
2018	Browns	11	1
2019	Browns	3	0
2019	Rams	8	7
2019	TOTAL	11	7
2020	Rams	16	16
2021	Rams	17	17
2022	Panthers	17	17
2023	Panthers	4	4
<b>NFL TOTALS</b>		<b>76</b>	<b>62</b>

## 2023 GAME-BY-GAME REGULAR-SEASON STATISTICS (PANTHERS)

DATE	OPPONENT	P/S	W/L	SCORE
09/10	at Falcons		L	10-24
09/18	Saints		L	17-20
09/24	at Seahawks		L	27-37
10/01	Vikings		L	13-21
10/08	at Lions		L	24-42
10/15	at Dolphins		L	21-42
10/29	Texans	S	W	15-13
11/05	Colts	S	L	13-27
11/09	at Bears	S	L	13-16
11/19	Cowboys	S	L	10-33
11/26	at Titans		L	10-17
12/03	at Buccaneers		L	18-21
<b>2023 TOTALS</b>		<b>4-4</b>	<b>1-11</b>	

# CURRENT PLAYERS



**ANDY DALTON**  
**6'2" // 220**  
 TCU  
 KATY, TEXAS

**14**  
**QB**

EXPERIENCE (YEARS)		BIRTHDATE	ACQUIRED
<b>NFL</b>	<b>PANTHERS</b>	<b>10.29.87</b>	<b>FA-23</b>
<b>13</b>	<b>1</b>		

## ANDY DALTON'S NFL REGULAR SEASON PASSING/RUSHING STATISTICS

DATE	TEAM	GP	GS	PASSING											RUSHING				
				ATT.	CMP.	PCT.	YDS	AVG.	TD	INT.	LG	SK	LST	RATE	NO.	YDS.	AVG.	LG	TD
2011	Bengals	16	16	516	300	58.1	3,398	6.6	20	13	84	24	160	80.4	37	152	4.1	17	1
2012	Bengals	16	16	528	329	62.3	3,669	6.9	27	16	59t	46	229	87.4	47	120	2.6	17	4
2013	Bengals	16	16	586	363	61.9	4,293	7.3	33	20	82t	29	182	88.8	61	183	3.0	12	2
2014	Bengals	16	16	481	309	64.2	3,398	7.1	19	17	81t	21	124	83.5	60	169	2.8	20t	4
2015	Bengals	13	13	386	255	66.1	3,250	8.4	25	7	80t	20	118	106.3	57	142	2.5	12	3
2016	Bengals	16	16	563	364	64.7	4,206	7.5	18	8	86t	41	264	91.8	46	184	4.0	15	4
2017	Bengals	16	16	496	297	59.9	3,320	6.7	25	12	77t	39	255	86.6	38	99	2.6	25	0
2018	Bengals	11	11	365	226	61.9	2,566	7.0	21	11	49	21	157	89.6	16	99	6.2	21	0
2019	Bengals	13	13	528	314	59.5	3,494	6.6	16	14	66t	37	249	78.3	32	73	2.3	17	4
2020	Cowboys	11	9	333	216	64.9	2,170	6.5	14	8	69	24	184	87.3	28	114	4.1	13	0
2021	Bears	8	6	236	149	63.1	1,515	6.4	8	9	60t	18	143	76.9	16	76	4.8	14	0
2022	Saints	14	14	378	252	66.7	2,871	7.6	18	9	64	25	189	95.2	30	54	1.8	14	0
2023	Panthers	3	1	58	34	58.6	361	6.2	2	0	47t	3	27	88.4	3	12	4.0	10	0
<b>TOTALS</b>		<b>169</b>	<b>163</b>	<b>5,454</b>	<b>3,408</b>	<b>62.5</b>	<b>38,511</b>	<b>7.1</b>	<b>246</b>	<b>144</b>	<b>86T</b>	<b>348</b>	<b>2,281</b>	<b>87.6</b>	<b>471</b>	<b>1,477</b>	<b>3.1</b>	<b>25</b>	<b>22</b>

## 2023 GAME-BY-GAME REGULAR-SEASON STATISTICS (PANTHERS)

DATE	OPPONENT	P/S	PASSING											RUSHING				W/L	SCORE
			ATT	CMP	YDS	PCT	Y/A	Y/C	TD	INT	LG	SK/YD	RATE	ATT	YDS	LG	TD		
09/10	at Falcons		DID NOT PLAY (NON-INJURY)																
09/18	Saints	P	0	0	0	0.0	0.0	0.0	0	0	0	0/0	0.0	0	0	0	0	L	17-20
09/24	at Seahawks	S	58	34	361	58.6	6.2	10.6	2	0	47t	3/27	88.4	2	11	10	0	L	27-37
10/01	Vikings		DID NOT PLAY (NON-INJURY)																
10/08	at Lions	P	0	0	0	0.0	0.0	0.0	0	0	0	0/0	0.0	1	1	1	0	L	24-42
10/15	at Dolphins		DID NOT PLAY (NON-INJURY)																
10/29	Texans		DID NOT PLAY (NON-INJURY)																
11/05	Colts		DID NOT PLAY (NON-INJURY)																
11/09	at Bears		DID NOT PLAY (NON-INJURY)																
11/19	Cowboys		DID NOT PLAY (NON-INJURY)																
11/26	at Titans		DID NOT PLAY (NON-INJURY)																
12/03	at Buccaneers		DID NOT PLAY (NON-INJURY)																
<b>2023 TOTALS</b>		<b>3-1</b>	<b>58</b>	<b>34</b>	<b>361</b>	<b>58.6</b>	<b>6.2</b>	<b>10.6</b>	<b>2</b>	<b>0</b>	<b>47T</b>	<b>3/27</b>	<b>88.4</b>	<b>3</b>	<b>12</b>	<b>10</b>	<b>0</b>	<b>1-11</b>	

# CURRENT PLAYERS

## 300-YARD PASSING GAMES (33): REGULAR SEASON

DATE	TEAM	NO.	YDS.	AVG.	LG	TD
09/18/11	at Broncos	27	332	12.3	84	2
11/20/11	at Ravens	24	373	15.5	49t	1
09/16/12	BROWNS	24	318	13.3	50t	3
09/23/12	at Commanders	19	328	17.3	59t	3
10/14/12	at Browns	31	381	12.3	57t	3
10/13/13	at Bills	26	337	13.0	54	3
10/20/13	at Lions	24	372	15.5	82t	3
10/27/13	JETS	19	325	17.1	53	5
10/31/13	at Dolphins	32	338	10.6	26	0
12/22/13	VIKINGS	27	363	13.4	41	4
09/07/14	at Ravens	25	301	12.0	77t	1
10/12/14	PANTHERS	33	323	9.8	34t	2
12/07/14	STEELERS	21	302	14.4	81t	2
09/27/15	at Ravens	20	383	19.2	80t	3
10/04/15	CHIEFS	17	321	18.9	55t	1
10/11/15	SEAHAWKS	30	331	11.0	44	2
11/22/15	at Cardinals	22	315	14.3	42	2
09/11/16	at Jets	23	366	15.9	54t	1
09/18/16	at Steelers	31	366	11.8	29	1
10/23/16	BROWNS	19	308	16.2	48t	2
12/04/16	EAGLES	23	332	14.4	50	2
10/08/17	BILLS	22	328	14.9	77t	1
09/23/18	at Panthers	29	352	12.1	49	2
09/30/18	at Falcons	29	337	11.6	39t	3
09/08/19	at Seahawks	35	418	11.9	55t	2
09/15/19	49ERS	26	311	12.0	66t	2
10/27/19	at Rams	32	329	10.3	52	1
12/22/19	at Dolphins	33	396	12.0	34t	4
12/27/20	EAGLES	22	377	17.1	69	3
11/25/21	at Lions	24	317	13.2	52	1
01/09/22	at Vikings	33	325	9.8	23t	1
10/20/22	at Cardinals	30	361	12.0	64	4
09/24/23	at Seahawks	34	361	10.6	47t	2

## 300-YARD PASSING GAMES (1): POSTSEASON

DATE	TEAM	NO.	YDS.	AVG.	LG	TD
01/05/14	CHARGERS	29	334	11.5	49	1





# CURRENT PLAYERS



*J.D.*  
**DIRENZO**

**6'6" // 315**

**RUTGERS**  
HAMMONTON, N.J.

**65**

**OL**

EXPERIENCE (YEARS)

*NFL*

*PANTHERS*

**R**

**R**

BIRTHDATE

**7.27.98**

ACQUIRED

**FA-23**

# CURRENT PLAYERS



**IKEM  
EKWONU**  
6'4" // 320  
NORTH CAROLINA STATE  
CHARLOTTE, N.C.

79

T

EXPERIENCE (YEARS)		BIRTHDATE	ACQUIRED
<i>NFL</i>	<i>PANTHERS</i>	<b>10.31.00</b>	<b>D1-22</b>
<b>2</b>	<b>2</b>		

## IKEM EKWONU'S NFL REGULAR SEASON STATISTICS

DATE	TEAM	GP	GS
2022	Panthers	17	17
2023	Panthers	12	12
<b>NFL TOTALS</b>		<b>29</b>	<b>29</b>

## 2023 GAME-BY-GAME REGULAR-SEASON STATISTICS (PANTHERS)

DATE	OPPONENT	P/S	W/L	SCORE
09/10	at Falcons	S	L	10-24
09/18	Saints	S	L	17-20
09/24	at Seahawks	S	L	27-37
10/01	Vikings	S	L	13-21
10/08	at Lions	S	L	24-42
10/15	at Dolphins	S	L	21-42
10/29	Texans	S	W	15-13
11/05	Colts	S	L	13-27
11/09	at Bears	S	L	13-16
11/19	Cowboys	S	L	10-33
11/26	at Titans	S	L	10-17
12/03	at Buccaneers	S	L	18-21
<b>2023 TOTALS</b>		<b>12-12</b>	<b>1-11</b>	

# CURRENT PLAYERS



**ACE  
ELEY**

**6'3" // 233**

**GEORGIA TECH  
OLNEY, MD.**

**47**

**LB**

EXPERIENCE (YEARS)

*NFL*

*PANTHERS*

**R**

**R**

BIRTHDATE

**10.22.98**

ACQUIRED

**FA-23**
















# CURRENT PLAYERS



**JOHNNY  
HEKKER**  
6'5" // 225  
OREGON STATE  
BOTHELL, WASH.

**10**

**P**

EXPERIENCE (YEARS)

NFL

PANTHERS

**12**

**2**

BIRTHDATE

**2.8.90**

ACQUIRED

**UFA-22 LAR**



## JOHNNY HEKKER'S NFL REGULAR SEASON PUNTING STATISTICS

DATE	TEAM	GP	NO.	YDS.	AVG.	OPP. RET.	YDS.	NET YDS.	AVG.	TB	IN20	LG	BK
2012	Rams	16	82	3,756	45.8	41	402	3,274	39.9	4	22	68	0
2013	Rams	16	78	3,609	46.3	30	79	3,450	44.2	4	19	64	0
2014	Rams	16	80	3,721	46.5	28	192	3,429	42.3	5	33	61	1
2015	Rams	16	96	4,601	47.9	40	289	4,192	43.7	6	41	68	0
2016	Rams	16	98	4,680	47.8	35	152	4,508	46.0	1	51	78	0
2017	Rams	16	65	3,113	47.9	25	152	2,881	44.3	4	30	70	0
2018	Rams	16	43	1,992	46.3	12	104	1,848	43.0	2	21	68	0
2019	Rams	16	66	3,128	47.4	23	190	2,838	42.4	5	22	71	1
2020	Rams	16	68	3,099	45.6	23	297	2,702	39.2	5	28	63	1
2021	Rams	17	51	2,252	44.2	9	60	2,172	42.6	1	23	59	0
2022	Panthers	17	81	3,925	48.5	27	231	3,574	44.1	6	39	68	0
2023	Panthers	12	60	2,823	47.1	23	155	2,608	43.5	3	20	69	0
<b>NFL TOTALS</b>		<b>190</b>	<b>868</b>	<b>40,699</b>	<b>46.9</b>	<b>316</b>	<b>2,303</b>	<b>37,476</b>	<b>43.0</b>	<b>46</b>	<b>349</b>	<b>78</b>	<b>3</b>

## 2023 GAME-BY-GAME REGULAR-SEASON STATISTICS (PANTHERS)

DATE	OPPONENT		NO.	YDS.	AVG.	OPP. RET.	YDS.	NET YDS.	AVG	TB	IN20	LG	BK	W/L	SCORE
09/10	at Falcons	P	5	266	53.2	2	4	262	52.4	0	1	69	0	L	10-24
09/18	Saints	P	5	239	47.8	1	16	223	44.6	0	2	54	0	L	17-20
09/24	at Seahawks	P	5	246	49.2	3	41	205	41.0	0	3	58	0	L	27-37
10/01	Vikings	P	5	229	45.8	3	9	200	40.0	1	2	59	0	L	13-21
10/08	at Lions	P	3	114	38.0	0	0	114	38.0	0	1	45	0	L	24-42
10/15	at Dolphins	P	4	189	47.3	1	0	189	47.3	0	1	55	0	L	21-42
10/29	Texans	P	4	203	50.8	3	25	178	44.5	0	1	63	0	W	15-13
11/05	Colts	P	4	174	43.5	3	11	163	40.8	0	2	50	0	L	13-27
11/09	at Bears	P	6	272	45.3	2	12	260	43.3	0	3	55	0	L	13-16
11/19	Cowboys	P	5	242	48.4	0	0	222	44.4	1	1	61	0	L	10-33
11/26	at Titans	P	6	282	47.0	2	16	246	41.0	1	2	58	0	L	10-17
12/03	at Buccaneers	P	8	367	45.9	3	21	346	43.3	0	1	57	0	L	18-21
<b>2023 TOTALS</b>			<b>12</b>	<b>60</b>	<b>2,823</b>	<b>47.1</b>	<b>23</b>	<b>155</b>	<b>2,608</b>	<b>43.5</b>	<b>3</b>	<b>20</b>	<b>69</b>	<b>0</b>	<b>1-11</b>

# CURRENT PLAYERS

## JOHNNY HEKKER'S NFL REGULAR SEASON PASSING/RUSHING STATISTICS

DATE	TEAM	PASSING														RUSHING			
		GP	GS	ATT.	CMP.	PCT.	YDS	AVG.	TD	INT.	LG	SK	LST	RATE	NO.	YDS.	AVG.	LG	TD
2012	Rams	16	0	3	3	100.0	42	14.0	1	0	21	0	0	158.3	1	-9	-9.0	0	0
2013	Rams	16	0	1	0	0.0	0	0.0	0	0	0	0	0	39.6	0	0	0.0	0	0
2014	Rams	16	0	2	2	100.0	37	18.5	0	0	19	0	0	118.8	0	0	0.0	0	0
2015	Rams	16	0	4	1	25.0	20	5.0	0	0	20	0	0	47.9	0	0	0.0	0	0
2016	Rams	16	0	2	1	50.0	4	2.0	0	0	4	0	0	56.3	0	0	0.0	0	0
2017	Rams	16	0	3	2	66.7	34	11.3	0	0	28	0	0	104.9	0	0	0.0	0	0
2018	Rams	16	0	4	2	50.0	19	4.8	0	0	12	0	0	63.5	1	3	3.0	3	0
2019	Rams	16	0	3	2	66.7	28	9.3	0	1	23	0	0	56.9	0	0	0.0	0	0
2020	Rams	16	0	0	0	0.0	0	0.0	0	0	0	0	0	0.0	0	0	0.0	0	0
2021	Rams	17	0	1	1	100.0	2	2.0	0	0	2	0	0	79.2	1	0	0.0	0	0
2022	Panthers	17	0	0	0	0.0	0	0.0	0	0	0	0	0	0.0	0	0	0.0	0	0
2023	Panthers	12	0	1	1	100.0	7	7.0	0	0	7	0	0	95.8	0	0	0.0	0	0
<b>TOTALS</b>		<b>190</b>	<b>0</b>	<b>24</b>	<b>15</b>	<b>62.5</b>	<b>193</b>	<b>8.0</b>	<b>1</b>	<b>1</b>	<b>28</b>	<b>0</b>	<b>0</b>	<b>84.2</b>	<b>3</b>	<b>-6</b>	<b>-2.0</b>	<b>3</b>	<b>0</b>

## 2023 GAME-BY-GAME REGULAR-SEASON STATISTICS (PANTHERS)

DATE	OPPONENT	P/S	PASSING											RUSHING					SCORE
			ATT	CMP	YDS	PCT	Y/A	Y/C	TD	INT	LG	SK/YD	RATE	ATT	YDS	LG	TD	W/L	
09/10	at Falcons	P	0	0	0	0.0	0.0	0.0	0	0	0	0/0	0.0	0	0	0	0	L	10-24
09/18	Saints	P	0	0	0	0.0	0.0	0.0	0	0	0	0/0	0.0	0	0	0	0	L	17-20
09/24	at Seahawks	P	0	0	0	0.0	0.0	0.0	0	0	0	0/0	0.0	0	0	0	0	L	27-37
10/01	Vikings	P	0	0	0	0.0	0.0	0.0	0	0	0	0/0	0.0	0	0	0	0	L	13-21
10/08	at Lions	P	0	0	0	0.0	0.0	0.0	0	0	0	0/0	0.0	0	0	0	0	L	24-42
10/15	at Dolphins	P	1	1	7	100.0	7.0	7.0	0	0	7	0/0	95.8	0	0	0	0	L	21-42
10/29	Texans	P	0	0	0	0.0	0.0	0.0	0	0	0	0/0	0.0	0	0	0	0	W	15-13
11/05	Colts	P	0	0	0	0.0	0.0	0.0	0	0	0	0/0	0.0	0	0	0	0	L	13-27
11/09	at Bears	P	0	0	0	0.0	0.0	0.0	0	0	0	0/0	0.0	0	0	0	0	L	13-16
11/19	Cowboys	P	0	0	0	0.0	0.0	0.0	0	0	0	0/0	0.0	0	0	0	0	L	10-33
11/26	at Titans	P	0	0	0	0.0	0.0	0.0	0	0	0	0/0	0.0	0	0	0	0	L	10-17
12/03	at Buccaneers	P	0	0	0	0.0	0.0	0.0	0	0	0	0/0	0.0	0	0	0	0	L	18-21
<b>2023 TOTALS</b>		<b>12-0</b>	<b>1</b>	<b>1</b>	<b>7</b>	<b>100.0</b>	<b>7.0</b>	<b>7.0</b>	<b>0</b>	<b>0</b>	<b>7</b>	<b>0/0</b>	<b>95.8</b>	<b>0</b>	<b>0</b>	<b>0</b>	<b>0</b>	<b>1-11</b>	









# CURRENT PLAYERS



## CHUBA HUBBARD

6'1" // 210

OKLAHOMA STATE  
ALBERTA, CANADA

EXPERIENCE (YEARS)

NFL	PANTHERS
3	3

BIRTHDATE

6.11.99

ACQUIRED

D4-21

## CHUBA HUBBARD'S NFL REGULAR SEASON RUSHING/RECEIVING STATISTICS

DATE	TEAM	RUSHING							RECEIVING				
		GP	GS	NO.	YDS.	AVG.	LG	TD	NO.	YDS.	AVG.	LG	TD
2021	Panthers	17	10	172	612	3.6	26	5	25	174	7.0	33	1
2022	Panthers	15	2	95	466	4.9	35	2	14	171	12.2	45	0
2023	Panthers	12	7	143	557	3.9	21	4	28	165	5.9	25	0
<b>NFL TOTALS</b>		<b>44</b>	<b>19</b>	<b>410</b>	<b>1,635</b>	<b>4.0</b>	<b>35</b>	<b>11</b>	<b>67</b>	<b>510</b>	<b>7.6</b>	<b>45</b>	<b>1</b>

## CHUBA HUBBARD'S NFL REGULAR SEASON RETURN STATISTICS

DATE	TEAM	KICKOFF RETURNS					PUNT RETURNS					
		RET.	YDS.	AVG.	LG	TD	NO.	FC	YDS.	AVG.	LG	TD
2021	Panthers	1	21	21.0	21	0	0	0	0	0.0	0	0
2022	Panthers	5	104	20.8	36	0	0	0	0	0.0	0	0
2023	Panthers	0	0	0.0	0	0	0	0	0	0.0	0	0
<b>NFL TOTALS</b>		<b>6</b>	<b>125</b>	<b>20.8</b>	<b>36</b>	<b>0</b>	<b>0</b>	<b>0</b>	<b>0</b>	<b>0.0</b>	<b>0</b>	<b>0</b>

## 100-YARD RUSHING GAMES (3): REGULAR SEASON

DATE	TEAM	ATT.	YDS.	AVG.	LG	TD
10/10/21	EAGLES	24	101	4.2	26	0
12/24/22	LIONS	12	125	10.4	35	0
12/03/23	at Buccaneers	25	104	4.2	17	2

## 2023 GAME-BY-GAME REGULAR-SEASON STATISTICS (PANTHERS)

DATE	OPPONENT	P/S	RUSHING						RECEIVING					
			NO.	YDS.	AVG.	LG	TD	NO.	YDS.	AVG.	LG	TD	W/L	SCORE
09/10	at Falcons	P	9	60	6.7	21	0	2	9	4.5	7	0	L	10-24
09/18	Saints	P	2	16	8.0	14	0	5	34	6.8	11	0	L	17-20
09/24	at Seahawks	P	1	2	2.0	2	0	2	2	1.0	1	0	L	27-37
10/01	Vikings	P	14	41	2.9	7	0	2	12	6.0	12	0	L	13-21
10/08	at Lions	P	9	35	3.9	6	0	1	0	0.0	0	0	L	24-42
10/15	at Dolphins	S	19	88	4.6	19	1	1	2	2.0	2	0	L	21-42
10/29	Texans	S	15	28	1.9	8	0	2	26	13.0	14	0	W	15-13
11/05	Colts	S	16	58	3.6	20	0	4	9	2.3	4	0	L	13-27
11/09	at Bears	S	9	23	2.6	9	0	2	16	8.0	10	0	L	13-16
11/19	Cowboys	S	10	57	5.7	14	0	2	8	4.0	6	0	L	10-33
11/26	at Titans	S	14	45	3.2	15	1	5	47	9.4	25	0	L	10-17
12/03	at Buccaneers	S	25	104	4.2	17	2	0	0	0.0	0	0	L	18-21
<b>2023 TOTALS</b>		<b>12-7</b>	<b>143</b>	<b>557</b>	<b>3.9</b>	<b>21</b>	<b>4</b>	<b>28</b>	<b>165</b>	<b>5.9</b>	<b>25</b>	<b>0</b>	<b>1-11</b>	



# CURRENT PLAYERS



**HAYDEN  
HURST**

**6'4" // 250**

**SOUTH CAROLINA  
JACKSONVILLE, FLA.**

**81**

**TE**

EXPERIENCE (YEARS)

**NFL**

**PANTHERS**

**6**

**1**

BIRTHDATE

**8.24.93**

ACQUIRED

**FA-23**

## HAYDEN HURST'S NFL REGULAR SEASON RUSHING/RECEIVING STATISTICS

DATE	TEAM	GP	GS	RECEIVING					RUSHING				
				NO.	YDS.	AVG.	LG	TD	NO.	YDS.	AVG.	LG	TD
2018	Ravens	12	0	13	163	12.5	32	1	1	0	0.0	0	0
2019	Ravens	16	4	30	349	11.6	61t	2	0	0	0.0	0	0
2020	Falcons	16	11	56	571	10.2	42t	6	0	0	0.0	0	0
2021	Falcons	13	5	26	221	8.5	33	3	0	0	0.0	0	0
2022	Bengals	13	13	52	414	8.0	29	2	0	0	0.0	0	0
2023	Panthers	9	8	18	184	10.2	48	1	0	0	0.0	0	0
<b>NFL TOTALS</b>		<b>79</b>	<b>41</b>	<b>195</b>	<b>1,902</b>	<b>9.8</b>	<b>61T</b>	<b>15</b>	<b>1</b>	<b>0</b>	<b>0.0</b>	<b>0</b>	<b>0</b>

## 2023 GAME-BY-GAME REGULAR-SEASON STATISTICS (PANTHERS)

DATE	OPPONENT	P/S	RECEIVING					RUSHING					W/L	SCORE
			NO.	YDS.	AVG.	LG	TD	NO.	YDS.	AVG.	LG	TD		
09/10	at Falcons	S	5	41	8.2	14	1	0	0	0.0	0	0	L	10-24
09/18	Saints	S	3	20	6.7	9	0	0	0	0.0	0	0	L	17-20
09/24	at Seahawks	P	1	11	11.0	11	0	0	0	0.0	0	0	L	27-37
10/01	Vikings	S	1	7	7.0	7	0	0	0	0.0	0	0	L	13-21
10/08	at Lions	S	3	21	7.0	9	0	0	0	0.0	0	0	L	24-42
10/15	at Dolphins	S	1	16	16.0	16	0	0	0	0.0	0	0	L	21-42
10/29	Texans	S	0	0	0.0	0	0	0	0	0.0	0	0	W	15-13
11/05	Colts	S	2	54	27.0	48	0	0	0	0.0	0	0	L	13-27
11/09	at Bears	S	2	14	7.0	7	0	0	0	0.0	0	0	L	13-16
11/19	Cowboys		ON INACTIVE LIST										L	10-33
11/26	at Titans		ON INACTIVE LIST										L	10-17
12/03	at Buccaneers		ON INACTIVE LIST										L	18-21
<b>2023 TOTALS</b>		<b>9-8</b>	<b>18</b>	<b>184</b>	<b>10.2</b>	<b>48</b>	<b>1</b>	<b>0</b>	<b>0</b>	<b>0.0</b>	<b>0</b>	<b>0</b>	<b>0</b>	<b>1-11</b>



# CURRENT PLAYERS



**GABE JACKSON**  
**6'3" // 335**  
 MISSISSIPPI STATE  
 LIBERTY, MISS.

**69**  
**G**

EXPERIENCE (YEARS)		BIRTHDATE	ACQUIRED
NFL	PANTHERS		
<b>9</b>	<b>1</b>	<b>7.12.91</b>	<b>T LV '21</b>

## GABE JACKSON'S NFL REGULAR SEASON STATISTICS

DATE	TEAM	GP	GS
2014	Raiders	13	12
2015	Raiders	16	16
2016	Raiders	16	16
2017	Raiders	15	15
2018	Raiders	13	13
2019	Raiders	11	11
2020	Raiders	16	16
2021	Seahawks	16	16
2022	Seahawks	15	15
2023	Panthers	0	0
<b>NFL TOTALS</b>		<b>131</b>	<b>130</b>


## 2023 GAME-BY-GAME REGULAR-SEASON STATISTICS (PANTHERS)

DATE	OPPONENT	P/S	W/L	SCORE
12/03	at Buccaneers		L	18-21
<b>2023 TOTALS</b>		<b>0-0</b>		





# CURRENT PLAYERS



**JJ**  
**JANSEN**  
**6'2" // 235**  
**NOTRE DAME**  
**PHOENIX, ARIZ.**

44

LS

EXPERIENCE (YEARS)		BIRTHDATE	ACQUIRED
<b>NFL</b>	<b>PANTHERS</b>	<b>1.20.86</b>	<b>TR-09 GB</b>
16	15		

## JJ JANSEN'S NFL REGULAR SEASON STATISTICS

DATE	TEAM	GP
2009	Panthers	16
2010	Panthers	16
2011	Panthers	16
2012	Panthers	16
2013	Panthers	16
2014	Panthers	16
2015	Panthers	16
2016	Panthers	16
2017	Panthers	16
2018	Panthers	16
2019	Panthers	16
2020	Panthers	16
2021	Panthers	17
2022	Panthers	17
2023	Panthers	12
<b>NFL TOTALS</b>		<b>238</b>

## 2023 GAME-BY-GAME REGULAR-SEASON STATISTICS (PANTHERS)

DATE	OPPONENT	P	W/L	SCORE
09/10	at Falcons	P	L	10-24
09/18	Saints	P	L	17-20
09/24	at Seahawks	P	L	27-37
10/01	Vikings	P	L	13-21
10/08	at Lions	P	L	24-42
10/15	at Dolphins	P	L	21-42
10/29	Texans	P	W	15-13
11/05	Colts	P	L	13-27
11/09	at Bears	P	L	13-16
11/19	Cowboys	P	L	10-33
11/26	at Titans	P	L	10-17
12/03	at Buccaneers	P	L	18-21
<b>2023 TOTALS</b>		<b>12</b>	<b>1-11</b>	

# CURRENT PLAYERS



**NASH JENSEN**  
**6'4" // 329**  
**NORTH DAKOTA STATE**  
**MAPLE GROVE, MINN.**

66

OL

EXPERIENCE (YEARS)		BIRTHDATE	ACQUIRED
NFL	PANTHERS	5.7.99	FA-23
R	R		

## NASH JENSEN'S NFL REGULAR SEASON STATISTICS

DATE	TEAM	GP	GS
2023	Panthers	6	1
NFL TOTALS		6	1

## 2023 GAME-BY-GAME REGULAR-SEASON STATISTICS (PANTHERS)

DATE	OPPONENT	P/S	W/L	SCORE
09/10	at Falcons		L	10-24
09/18	Saints		L	17-20
09/24	at Seahawks	P	L	27-37
10/01	Vikings	P	L	13-21
10/08	at Lions	P	L	24-42
10/15	at Dolphins	P	L	21-42
10/29	Texans		W	15-13
11/05	Colts		L	13-27
11/09	at Bears		L	13-16
11/19	Cowboys		L	10-33
11/26	at Titans	P	L	10-17
12/03	at Buccaneers	S	L	18-21
2023 TOTALS		6-1	1-11	







# CURRENT PLAYERS



**MATT LANDERS**  
**6'4" // 200**  
**ARKANSAS**  
**ST. PETERSBURG, FLA.**

87

WR

EXPERIENCE (YEARS)		BIRTHDATE	ACQUIRED
NFL	PANTHERS	6.16.99	FA-23
R	R		

## MATT LANDERS' NFL REGULAR SEASON RUSHING/RECEIVING STATISTICS

DATE	TEAM	GP	GS	RECEIVING					RUSHING				
				NO.	YDS.	AVG.	LG	TD	NO.	YDS.	AVG.	LG	TD
2023	Seahawks	0	0	0	0	0.0	0	0	0	0	0.0	0	0
2023	Panthers	0	0	0	0	0.0	0	0	0	0	0.0	0	0
2023	TOTAL	0	0	0	0	0.0	0	0	0	0	0.0	0	0
<b>NFL TOTALS</b>		<b>0</b>	<b>0</b>	<b>0</b>	<b>0</b>	<b>0.0</b>	<b>0</b>	<b>0</b>	<b>0</b>	<b>0</b>	<b>0.0</b>	<b>0</b>	<b>0</b>

## MATT LANDERS' NFL REGULAR SEASON RETURN STATISTICS

DATE	TEAM	RET.	YDS.	AVG.	LG	TD	KICKOFF RETURNS				PUNT RETURNS			
							NO.	FC	YDS.	AVG.	LG	TD	NO.	YDS.
2023	Seahawks	0	0	0.0	0	0	0	0	0	0.0	0	0	0	
2023	Panthers	0	0	0.0	0	0	0	0	0	0.0	0	0	0	
2023	TOTAL	0	0	0.0	0	0	0	0	0	0.0	0	0	0	
<b>NFL TOTALS</b>		<b>0</b>	<b>0</b>	<b>0.0</b>	<b>0</b>	<b>0</b>	<b>0</b>	<b>0</b>	<b>0</b>	<b>0.0</b>	<b>0</b>	<b>0</b>	<b>0</b>	

## 2023 GAME-BY-GAME REGULAR-SEASON STATISTICS (SEAHAWKS/PANTHERS)

DATE	OPPONENT	P/S	RECEIVING					RUSHING					W/L	SCORE	
			NO.	YDS.	AVG.	LG	TD	NO.	YDS.	AVG.	LG	TD			
09/10	Rams		PRACTICE SQUAD											L	13-30
09/17	at Lions		PRACTICE SQUAD											W	37-31+
09/24	Panthers		NOT ON ROSTER											W	37-27
10/02	at Giants		NOT ON ROSTER											W	24-3
			Went from <b>Seahawks</b> to <b>Panthers</b> .												
10/08	at Lions		PRACTICE SQUAD											L	24-42
			Went from <b>Panthers</b> to <b>Seahawks</b> .												
10/15	at Bengals		NOT ON ROSTER											L	13-17
10/22	Cardinals		NOT ON ROSTER											W	20-10
10/29	Browns		NOT ON ROSTER											W	24-20
11/05	at Ravens		NOT ON ROSTER											L	3-37
11/12	Commanders		NOT ON ROSTER											W	29-26
11/19	at Rams		NOT ON ROSTER											L	16-17
11/23	49ers		NOT ON ROSTER											L	13-31
11/30	at Cowboys		NOT ON ROSTER											L	35-41
<b>2023 TOTALS</b>		<b>0-0</b>	<b>0</b>	<b>0</b>	<b>0.0</b>	<b>0</b>	<b>0</b>	<b>0</b>	<b>0</b>	<b>0.0</b>	<b>0</b>	<b>0</b>	<b>0</b>	<b>6-7</b>	

+ - Overtime

# CURRENT PLAYERS



**RICKY LEE**  
**6'6" // 305**  
**NORTH CAROLINA A&T**  
**JACKSONVILLE, FLA.**

61

T

EXPERIENCE (YEARS)		BIRTHDATE	ACQUIRED
<b>NFL</b>	<b>PANTHERS</b>	<b>11.16.99</b>	<b>FA-23</b>
<b>R</b>	<b>R</b>		

## RICKY LEE'S NFL REGULAR SEASON STATISTICS

DATE	TEAM	GP	GS
2023	Panthers	6	0
<b>NFL TOTALS</b>		<b>6</b>	<b>0</b>

## 2023 GAME-BY-GAME REGULAR-SEASON STATISTICS (PANTHERS)

DATE	OPPONENT	P/S	W/L	SCORE
09/10	at Falcons			10-24
09/18	Saints	P		17-20
09/24	at Seahawks	P		27-37
10/01	Vikings	P		13-21
10/08	at Lions	P		24-42
10/15	at Dolphins	P		21-42
10/29	Texans		W	15-13
11/05	Colts		L	13-27
11/09	at Bears	P		13-16
11/19	Cowboys		L	10-33
11/26	at Titans		L	10-17
12/03	at Buccaneers		L	18-21
<b>2023 TOTALS</b>		<b>6-0</b>	<b>1-11</b>	





# CURRENT PLAYERS



**TERRACE  
MARSHALL JR.**

**6'2" // 200**

**LSU  
BOSSIER CITY, LA.**

**88**

**WR**

EXPERIENCE (YEARS)

**NFL**

**PANTHERS**

**3**

**3**

BIRTHDATE

**6.9.00**

ACQUIRED

**D2-21**

## TERRACE MARSHALL JR.'S NFL REGULAR SEASON RUSHING/RECEIVING STATISTICS

DATE	TEAM	RECEIVING								RUSHING				
		GP	GS	NO.	YDS.	AVG.	LG	TD	NO.	YDS.	AVG.	LG	TD	
2021	Panthers	13	3	17	138	8.1	23	0	0	0	0.0	0	0	
2022	Panthers	14	9	28	490	17.5	43	1	0	0	0.0	0	0	
2023	Panthers	8	3	18	134	7.4	14	0	0	0	0.0	0	0	
<b>NFL TOTALS</b>		<b>35</b>	<b>15</b>	<b>63</b>	<b>762</b>	<b>12.1</b>	<b>43</b>	<b>1</b>	<b>0</b>	<b>0</b>	<b>0.0</b>	<b>0</b>	<b>0</b>	

## 2023 GAME-BY-GAME REGULAR-SEASON STATISTICS (PANTHERS)

DATE	OPPONENT	P/S	RECEIVING						RUSHING					W/L	SCORE
			NO.	YDS.	AVG.	LG	TD	NO.	YDS.	AVG.	LG	TD			
09/10	at Falcons	S	2	23	11.5	12	0	0	0	0.0	0	0	L	10-24	
09/18	Saints	P	0	0	0.0	0	0	0	0	0.0	0	0	L	17-20	
09/24	at Seahawks	P	5	35	7.0	10	0	0	0	0.0	0	0	L	27-37	
10/01	Vikings	S	9	56	6.2	14	0	0	0	0.0	0	0	L	13-21	
10/08	at Lions		DID NOT PLAY (NON-INJURY)										L	24-42	
10/15	at Dolphins	P	0	0	0.0	0	0	0	0	0.0	0	0	L	21-42	
10/29	Texans	P	1	9	9.0	9	0	0	0	0.0	0	0	W	15-13	
11/05	Colts	P	0	0	0.0	0	0	0	0	0.0	0	0	L	13-27	
11/09	at Bears	S	1	11	11.0	11	0	0	0	0.0	0	0	L	13-16	
11/19	Cowboys		ON INACTIVE LIST										L	10-33	
11/26	at Titans		ON INACTIVE LIST										L	10-17	
12/03	at Buccaneers		ON INACTIVE LIST										L	18-21	
<b>2023 TOTALS</b>		<b>8-3</b>	<b>18</b>	<b>134</b>	<b>7.4</b>	<b>14</b>	<b>0</b>	<b>0</b>	<b>0</b>	<b>0.0</b>	<b>0</b>	<b>0</b>	<b>1-11</b>		

# CURRENT PLAYERS



**JORDAN  
MATTHEWS**

**6'3" // 236**

**VANDERBILT  
MADISON, ALA.**

**85**

**TE**

EXPERIENCE (YEARS)

**NFL**

**PANTHERS**

**7**

**1**

BIRTHDATE

**7.16.92**

ACQUIRED

**FA-23**

## JORDAN MATTHEWS' NFL REGULAR SEASON RUSHING/RECEIVING STATISTICS

DATE	TEAM	GP	GS	RECEIVING					RUSHING				
				NO.	YDS.	AVG.	LG	TD	NO.	YDS.	AVG.	LG	TD
2014	Eagles	16	10	67	872	13.0	44t	8	0	0	0.0	0	0
2015	Eagles	16	12	85	997	11.7	78t	8	0	0	0.0	0	0
2016	Eagles	14	13	73	804	11.0	54	3	0	0	0.0	0	0
2017	Eagles	0	0	0	0	0.0	0	0	0	0	0.0	0	0
2017	Bills	10	7	25	282	11.3	47	1	0	0	0.0	0	0
2017	TOTAL	10	7	25	282	11.3	47	1	0	0	0.0	0	0
2018	Eagles	14	3	20	300	15.0	56t	2	0	0	0.0	0	0
2019	49ers	1	0	0	0	0.0	0	0	0	0	0.0	0	0
2019	Eagles	2	1	4	33	8.3	10	0	0	0	0.0	0	0
2019	TOTAL	3	1	4	33	8.3	10	0	0	0	0.0	0	0
2020	49ers	2	0	0	0	0.0	0	0	0	0	0.0	0	0
2021	49ers	1	0	0	0	0.0	0	0	0	0	0.0	0	0
2022	49ers	0	0	0	0	0.0	0	0	0	0	0.0	0	0
2023	Panthers	1	0	0	0	0.0	0	0	0	0	0.0	0	0
<b>NFL TOTALS</b>		<b>77</b>	<b>46</b>	<b>274</b>	<b>3,288</b>	<b>12.0</b>	<b>78T</b>	<b>22</b>	<b>0</b>	<b>0</b>	<b>0.0</b>	<b>0</b>	<b>0</b>

## JORDAN MATTHEWS' NFL REGULAR SEASON RETURN STATISTICS

DATE	TEAM	KICKOFF RETURNS					PUNT RETURNS					
		RET.	YDS.	AVG.	LG	TD	NO.	FC	YDS.	AVG.	LG	TD
2014	Eagles	0	0	0.0	0	0	0	0	0	0.0	0	0
2015	Eagles	0	0	0.0	0	0	0	0	0	0.0	0	0
2016	Eagles	0	0	0.0	0	0	0	0	0	0.0	0	0
2017	Eagles	0	0	0.0	0	0	0	0	0	0.0	0	0
2017	Bills	0	0	0.0	0	0	0	0	0	0.0	0	0
2017	TOTAL	0	0	0.0	0	0	0	0	0	0.0	0	0
2018	Eagles	0	0	0.0	0	0	0	0	0	0.0	0	0
2019	49ers	0	0	0.0	0	0	0	0	0	0.0	0	0
2019	Eagles	0	0	0.0	0	0	0	0	0	0.0	0	0
2019	TOTAL	0	0	0.0	0	0	0	0	0	0.0	0	0
2020	49ers	0	0	0.0	0	0	0	0	0	0.0	0	0
2021	49ers	0	0	0.0	0	0	0	0	0	0.0	0	0
2022	49ers	0	0	0.0	0	0	0	0	0	0.0	0	0
2023	Panthers	0	0	0.0	0	0	0	0	0	0.0	0	0
<b>NFL TOTALS</b>		<b>0</b>	<b>0</b>	<b>0.0</b>	<b>0</b>	<b>0</b>	<b>0</b>	<b>0</b>	<b>0</b>	<b>0.0</b>	<b>0</b>	<b>0</b>

# CURRENT PLAYERS

## 100-YARD RECEIVING GAMES (8): REGULAR SEASON


DATE	TEAM	NO.	YDS.	AVG.	LG	TD
11/10/14	PANTHERS	7	138	19.7	33	2
11/16/14	at Packers	5	107	21.4	40	1
12/28/14	at Giants	8	105	13.1	44t	1
09/14/15	at Falcons	10	102	10.2	25	0
11/08/15	at Cowboys	9	133	14.8	41t	1
12/20/15	CARDINALS	8	159	19.9	78t	1
12/26/15	COMMANDERS	6	104	17.3	43	1
09/11/16	BROWNS	7	114	16.3	28	1

## 2023 GAME-BY-GAME REGULAR-SEASON STATISTICS (PANTHERS)

DATE	OPPONENT	P/S	RECEIVING					RUSHING					W/L	SCORE	
			NO.	YDS.	AVG.	LG	TD	NO.	YDS.	AVG.	LG	TD			
10/29	Texans													W	15-13
11/05	Colts													L	13-27
11/09	at Bears	P	0	0	0.0	0	0	0	0.0	0	0	0	L	13-16	
11/19	Cowboys												L	10-33	
11/26	at Titans												L	10-17	
12/03	at Buccaneers												L	18-21	
<b>2023 TOTALS</b>		<b>1-0</b>	<b>0</b>	<b>0</b>	<b>0.0</b>	<b>0</b>	<b>0</b>	<b>0</b>	<b>0.0</b>	<b>0</b>	<b>0</b>	<b>0</b>	<b>0</b>	<b>1-5</b>	



# CURRENT PLAYERS



**CADE  
MAYS**  
6'6" // 325  
TENNESSEE  
KNOXVILLE, TENN.

68

G

EXPERIENCE (YEARS)		BIRTHDATE	ACQUIRED
<i>NFL</i>	<i>PANTHERS</i>	<b>4.26.99</b>	<b>D68-22</b>
<b>2</b>	<b>2</b>		

## CADE MAYS' NFL REGULAR SEASON STATISTICS

DATE	TEAM	GP	GS
2022	Panthers	11	2
2023	Panthers	12	2
<b>NFL TOTALS</b>		<b>23</b>	<b>4</b>

## 2023 GAME-BY-GAME REGULAR-SEASON STATISTICS (PANTHERS)

DATE	OPPONENT	P/S	W/L	SCORE
09/10	at Falcons	P	L	10-24
09/18	Saints	S	L	17-20
09/24	at Seahawks	P	L	27-37
10/01	Vikings	P	L	13-21
10/08	at Lions	P	L	24-42
10/15	at Dolphins	S	L	21-42
10/29	Texans	P	W	15-13
11/05	Colts	P	L	13-27
11/09	at Bears	P	L	13-16
11/19	Cowboys	P	L	10-33
11/26	at Titans	P	L	10-17
12/03	at Buccaneers	P	L	18-21
<b>2023 TOTALS</b>		<b>12-2</b>	<b>1-11</b>	

# CURRENT PLAYERS



**JUSTIN MCCRAY**  
**6'3" // 315**  
**CENTRAL FLORIDA**  
**MIAMI, FLA.**

67

G

EXPERIENCE (YEARS)		BIRTHDATE	ACQUIRED
<b>NFL</b>	<b>PANTHERS</b>	<b>5.31.92</b>	<b>FA-23</b>
7	1		

## JUSTIN MCCRAY'S NFL REGULAR SEASON STATISTICS

DATE	TEAM	GP	GS
2017	Packers	13	8
2018	Packers	12	5
2019	Packers	0	0
2019	Browns	15	4
2019	TOTAL	15	4
2020	Falcons	10	2
2021	Texans	15	8
2022	Texans	12	2
2023	Panthers	3	1
<b>NFL TOTALS</b>		<b>80</b>	<b>30</b>

## 2023 GAME-BY-GAME REGULAR-SEASON STATISTICS (PANTHERS)

DATE	OPPONENT	P/S	W/L	SCORE
09/10	at Falcons		L	10-24
09/18	Saints	P	L	17-20
09/24	at Seahawks		L	27-37
10/01	Vikings		L	13-21
10/08	at Lions		L	24-42
10/15	at Dolphins	P	L	21-42
11/26	at Titans		L	10-17
12/03	at Buccaneers		L	18-21
<b>2023 TOTALS</b>		<b>2-0</b>	<b>0-8</b>	

# CURRENT PLAYERS



**JONATHAN MINGO**  
**6'2" // 225**  
**MISSISSIPPI**  
**BRANDON, MISS.**

15

WR

EXPERIENCE (YEARS)		BIRTHDATE	ACQUIRED
NFL	PANTHERS	4.20.01	02-23
R	R		

## JONATHAN MINGO'S NFL REGULAR SEASON RUSHING/RECEIVING STATISTICS

DATE	TEAM	RECEIVING							RUSHING				
		GP	GS	NO.	YDS.	AVG.	LG	TD	NO.	YDS.	AVG.	LG	TD
2023	Panthers	11	10	34	355	10.4	40	0	0	0	0.0	0	0
<b>NFL TOTALS</b>		<b>11</b>	<b>10</b>	<b>34</b>	<b>355</b>	<b>10.4</b>	<b>40</b>	<b>0</b>	<b>0</b>	<b>0</b>	<b>0.0</b>	<b>0</b>	<b>0</b>

## JONATHAN MINGO'S NFL REGULAR SEASON RETURN STATISTICS

DATE	TEAM	KICKOFF RETURNS					PUNT RETURNS					
		RET.	YDS.	AVG.	LG	TD	NO.	FC	YDS.	AVG.	LG	TD
2023	Panthers	0	0	0.0	0	0	0	0	0	0.0	0	0
<b>NFL TOTALS</b>		<b>0</b>	<b>0</b>	<b>0.0</b>	<b>0</b>	<b>0</b>	<b>0</b>	<b>0</b>	<b>0</b>	<b>0.0</b>	<b>0</b>	<b>0</b>

## 2023 GAME-BY-GAME REGULAR-SEASON STATISTICS (PANTHERS)

DATE	OPPONENT	P/S	RECEIVING						RUSHING						W/L	SCORE
			NO.	YDS.	AVG.	LG	TD	NO.	YDS.	AVG.	LG	TD				
09/10	at Falcons	S	2	17	8.5	9	0	0	0	0.0	0	0	0	L	10-24	
09/18	Saints	S	3	26	8.7	22	0	0	0	0.0	0	0	0	L	17-20	
09/24	at Seahawks	S	3	21	7.0	9	0	0	0	0.0	0	0	0	L	27-37	
10/01	Vikings		ON INACTIVE LIST										L	13-21		
10/08	at Lions	S	5	48	9.6	13	0	0	0	0.0	0	0	0	L	24-42	
10/15	at Dolphins	S	2	21	10.5	11	0	0	0	0.0	0	0	0	L	21-42	
10/29	Texans	S	4	62	15.5	40	0	0	0	0.0	0	0	0	W	15-13	
11/05	Colts	S	1	5	5.0	5	0	0	0	0.0	0	0	0	L	13-27	
11/09	at Bears	S	3	20	6.7	10	0	0	0	0.0	0	0	0	L	13-16	
11/19	Cowboys	P	1	6	6.0	6	0	0	0	0.0	0	0	0	L	10-33	
11/26	at Titans	S	4	60	15.0	24	0	0	0	0.0	0	0	0	L	10-17	
12/03	at Buccaneers	S	6	69	11.5	31	0	0	0	0.0	0	0	0	L	18-21	
<b>2023 TOTALS</b>		<b>11-10</b>	<b>34</b>	<b>355</b>	<b>10.4</b>	<b>40</b>	<b>0</b>	<b>0</b>	<b>0</b>	<b>0.0</b>	<b>0</b>	<b>0</b>	<b>0</b>	<b>1-11</b>		

# CURRENT PLAYERS



**TAYLOR  
MOTON**  
6'5" // 325  
WESTERN MICHIGAN  
OKEMOS, MICH.

**72**  
**T**

EXPERIENCE (YEARS)

NFL	PANTHERS	BIRTHDATE	ACQUIRED
7	7	8.14.94	D2B-17

## TAYLOR MOTON'S NFL REGULAR SEASON STATISTICS


DATE	TEAM	GP	GS
2017	Panthers	16	0
2018	Panthers	16	16
2019	Panthers	16	16
2020	Panthers	16	16
2021	Panthers	17	17
2022	Panthers	17	17
2023	Panthers	12	12
<b>NFL TOTALS</b>		<b>110</b>	<b>94</b>

## 2023 GAME-BY-GAME REGULAR-SEASON STATISTICS (PANTHERS)

DATE	OPPONENT	P/S	W/L	SCORE
09/10	at Falcons	S	L	10-24
09/18	Saints	S	L	17-20
09/24	at Seahawks	S	L	27-37
10/01	Vikings	S	L	13-21
10/08	at Lions	S	L	24-42
10/15	at Dolphins	S	L	21-42
10/29	Texans	S	W	15-13
11/05	Colts	S	L	13-27
11/09	at Bears	S	L	13-16
11/19	Cowboys	S	L	10-33
11/26	at Titans	S	L	10-17
12/03	at Buccaneers	S	L	18-21
<b>2023 TOTALS</b>		<b>12-12</b>		<b>1-11</b>



# CURRENT PLAYERS



JAYDEN  
PEEVY

6'5" // 308

TEXAS A&M  
BELLAIRE, TEXAS

78

DT

EXPERIENCE (YEARS)		BIRTHDATE	ACQUIRED
NFL	PANTHERS	9.3.99	FA-23
1	1		

## JAYDEN PEEVY'S NFL REGULAR SEASON DEFENSIVE STATISTICS

DATE	TEAM	GP	GS	TACKLES							INTERCEPTIONS					O. FUMB			ST				MISC				
				TK	S	A	TFL	YDS	SK	YDS	QBH	NO	YDS	LG	TD	PD	FF	FR	TD	YDS	TK	S	A	FF	FR	S	A
2022	Titans	1	0	0	0	0	0	0	0	0.0	0.0	0	0	0	0	0	0	0	0	0	0	0	0	0	0	0	0
2023	Titans	1	0	0	0	0	0	0	0	0.0	0.0	0	0	0	0	0	0	0	0	0	0	0	0	0	0	0	0
<b>NFL TOTALS</b>		<b>2</b>	<b>0</b>	<b>0</b>	<b>0</b>	<b>0</b>	<b>0</b>	<b>0</b>	<b>0</b>	<b>0.0</b>	<b>0.0</b>	<b>0</b>	<b>0</b>	<b>0</b>	<b>0</b>	<b>0</b>	<b>0</b>	<b>0</b>	<b>0</b>	<b>0</b>	<b>0</b>	<b>0</b>	<b>0</b>	<b>0</b>	<b>0</b>	<b>0</b>	<b>0</b>

## 2023 GAME-BY-GAME REGULAR-SEASON STATISTICS (TITANS)

DATE	OPPONENT	P/S	TACKLES							INTERCEPTIONS					O. FUMB			ST				MISC		SCORE					
			TK	S	A	SK	YDS	TFL	YDS	QBH	NO	YDS	LG	TD	PD	FF	FR	TD	YDS	TK	S	A	FF		FR	S	A		
09/10	at Saints		ON INACTIVE LIST																							L	15-16		
09/17	Chargers	P	0	0	0	0.0	0.0	0	0	0	0	0	0	0	0	0	0	0	0	0	0	0	0	0	0	0	0	W	27-24+
09/24	at Browns		DID NOT PLAY																							L	3-27		
10/01	Bengals		PRACTICE SQUAD																							W	27-3		
10/08	at Colts		PRACTICE SQUAD																							L	16-23		
10/15	Ravens		DID NOT PLAY																							L	16-24		
10/29	Falcons		DID NOT PLAY																							W	28-23		
11/02	at Steelers		DID NOT PLAY																							L	16-20		
11/12	at Buccaneers		DID NOT PLAY																							L	6-20		
11/19	at Jaguars		DID NOT PLAY																							L	14-34		
11/26	Panthers		PRACTICE SQUAD																							W	17-10		
12/03	Colts		DID NOT PLAY																							L	28-31+		
<b>2023 TOTALS</b>		<b>1-0</b>	<b>0</b>	<b>0</b>	<b>0</b>	<b>0.0</b>	<b>0.0</b>	<b>0</b>	<b>0</b>	<b>0</b>	<b>0</b>	<b>0</b>	<b>0</b>	<b>0</b>	<b>0</b>	<b>0</b>	<b>0</b>	<b>0</b>	<b>0</b>	<b>0</b>	<b>0</b>	<b>0</b>	<b>0</b>	<b>0</b>	<b>0</b>	<b>0</b>	<b>0</b>	<b>0</b>	<b>4-8</b>

+- Overtime

# CURRENT PLAYERS



**EDDY**  
**PIÑEIRO**  
5'11" // 190  
FLORIDA  
MIAMI, FLA.

4

K

EXPERIENCE (YEARS)

NFL

PANTHERS

4

2

BIRTHDATE

9.13.95

ACQUIRED

FA-22

## EDDY PIÑEIRO'S NFL REGULAR SEASON KICKING STATISTICS

DATE	TEAM	GP	FGM	FGA	PCT.	LG	XP	XPA	PCT.	BLK	PTS
2018	Raiders	0	0	0	0.0	0	0	0	0.0	0	0
2019	Bears	16	23	28	82.1	53	27	29	93.1	0	96
2020	Bears	0	0	0	0.0	0	0	0	0.0	0	0
2021	Jets	5	8	8	100.0	51	9	10	90.0	0	33
2022	Panthers	17	33	35	94.3	54	30	32	93.8	0	129
2023	Panthers	12	19	22	86.4	56	16	17	94.1	0	73
<b>NFL TOTALS</b>		<b>50</b>	<b>83</b>	<b>93</b>	<b>89.2</b>	<b>56</b>	<b>82</b>	<b>88</b>	<b>93.2</b>	<b>0</b>	<b>331</b>

## EDDY PIÑEIRO'S NFL REGULAR SEASON FIELD-GOAL ACCURACY STATISTICS

DATE	TEAM	1-19	PCT.	20-29	PCT.	30-39	PCT.	40-49	PCT.	50+	PCT.
2018	Raiders	0-0	0.0	0-0	0.0	0-0	0.0	0-0	0.0	0-0	0.0
2019	Bears	1-1	100.0	8-8	100.0	9-10	90.0	3-7	42.9	2-2	100.0
2020	Bears	0-0	0.0	0-0	0.0	0-0	0.0	0-0	0.0	0-0	0.0
2021	Jets	0-0	0.0	2-2	100.0	2-2	100.0	3-3	100.0	1-1	100.0
2022	Panthers	0-0	0.0	2-2	100.0	16-17	94.1	13-14	92.9	2-2	100.0
2023	Panthers	0-0	0.0	3-3	100.0	6-6	100.0	6-7	85.7	4-6	66.7
<b>NFL TOTALS</b>		<b>1-1</b>	<b>100.0</b>	<b>15-15</b>	<b>100.0</b>	<b>33-35</b>	<b>94.3</b>	<b>25-31</b>	<b>80.6</b>	<b>9-11</b>	<b>81.8</b>

## 2023 GAME-BY-GAME REGULAR-SEASON STATISTICS (PANTHERS)

DATE	OPPONENT		FIELD GOALS				EXTRA POINTS						
			FGM	FGA	PCT	LG	XP	XPA	PCT	BLK	PTS	W/L	SCORE
09/10	at Falcons	P	1	1	100.0	43	1	1	100.0	0	4	L	10-24
09/18	Saints	P	3	3	100.0	54	0	0	0.0	0	9	L	17-20
09/24	at Seahawks	P	2	3	66.7	47	3	3	100.0	0	9	L	27-37
10/01	Vikings	P	2	2	100.0	56	1	1	100.0	0	7	L	13-21
10/08	at Lions	P	1	1	100.0	33	3	3	100.0	0	6	L	24-42
10/15	at Dolphins	P	0	1	0.0	0	3	3	100.0	0	3	L	21-42
10/29	Texans	P	3	3	100.0	46	0	1	0.0	0	9	W	15-13
11/05	Colts	P	2	2	100.0	49	1	1	100.0	0	7	L	13-27
11/09	at Bears	P	2	3	66.7	39	1	1	100.0	0	7	L	13-16
11/19	Cowboys	P	1	1	100.0	42	1	1	100.0	0	4	L	10-33
11/26	at Titans	P	1	1	100.0	50	1	1	100.0	0	4	L	10-17
12/03	at Buccaneers	P	1	1	100.0	23	1	1	100.0	0	4	L	18-21
<b>2023 TOTALS</b>		<b>12</b>	<b>19</b>	<b>22</b>	<b>86.4</b>	<b>56</b>	<b>16</b>	<b>17</b>	<b>94.1</b>	<b>0</b>	<b>73</b>	<b>1-11</b>	

# CURRENT PLAYERS



LABRYAN  
RAY

6'4" // 290

ALABAMA  
MADISON, ALA.

93

DT

EXPERIENCE (YEARS)		BIRTHDATE	ACQUIRED
NFL	PANTHERS	12.5.97	FA-23
1	1		

## LABRYAN RAY'S NFL REGULAR SEASON DEFENSIVE STATISTICS

DATE	TEAM	GP	GS	TACKLES							INTERCEPTIONS				O. FUMB			ST				MISC					
				TK	S	A	TFL	YDS	SK	YDS	QBH	NO	YDS	LG	TD	PD	FF	FR	TD	YDS	TK	S	A	FF	FR	S	A
2022	Patriots	0	0	0	0	0	0	0	0	0.0	0.0	0	0	0	0	0	0	0	0	0	0	0	0	0	0	0	0
2023	Panthers	12	0	12	4	8	0	0	0.0	0.0	0	0	0	0	0	0	0	0	0	0	0	0	0	0	0	0	0
<b>NFL TOTALS</b>		<b>12</b>	<b>0</b>	<b>12</b>	<b>4</b>	<b>8</b>	<b>0</b>	<b>0</b>	<b>0.0</b>	<b>0.0</b>	<b>0</b>	<b>0</b>	<b>0</b>	<b>0</b>	<b>0</b>	<b>0</b>	<b>0</b>	<b>0</b>	<b>0</b>	<b>0</b>	<b>0</b>	<b>0</b>	<b>0</b>	<b>0</b>	<b>0</b>	<b>0</b>	<b>0</b>

## 2023 GAME-BY-GAME REGULAR-SEASON STATISTICS (PANTHERS)

DATE	OPPONENT	P/S	TACKLES							INTERCEPTIONS				O. FUMB			ST				MISC		SCORE					
			TK	S	A	SK	YDS	TFL	YDS	QBH	NO	YDS	LG	TD	PD	FF	FR	TD	YDS	TK	S	A		FF	FR	S	A	
09/10	at Falcons	P	0	0	0	0.0	0.0	0	0	0	0	0	0	0	0	0	0	0	0	0	0	0	0	0	0	0	L	10-24
09/18	Saints	P	0	0	0	0.0	0.0	0	0	0	0	0	0	0	0	0	0	0	0	0	0	0	0	0	0	L	17-20	
09/24	at Seahawks	P	0	0	0	0.0	0.0	0	0	0	0	0	0	0	0	0	0	0	0	0	0	0	0	0	L	27-37		
10/01	Vikings	P	0	0	0	0.0	0.0	0	0	0	0	0	0	0	0	0	0	0	0	0	0	0	0	0	L	13-21		
10/08	at Lions	P	1	0	1	0.0	0.0	0	0	0	0	0	0	0	0	0	0	0	0	0	0	0	0	0	L	24-42		
10/15	at Dolphins	P	2	0	2	0.0	0.0	0	0	0	0	0	0	0	0	0	0	0	0	0	0	0	0	0	L	21-42		
10/29	Texans	P	3	2	1	0.0	0.0	0	0	0	0	0	0	0	0	0	0	0	0	0	0	0	0	0	W	15-13		
11/05	Colts	P	3	1	2	0.0	0.0	0	0	0	0	0	0	0	0	0	0	0	0	0	0	0	0	0	L	13-27		
11/09	at Bears	P	1	0	1	0.0	0.0	0	0	0	0	0	0	0	0	0	0	0	0	0	0	0	0	0	L	13-16		
11/19	Cowboys	P	0	0	0	0.0	0.0	0	0	0	0	0	0	0	0	0	0	0	0	0	0	0	0	0	L	10-33		
11/26	at Titans	P	1	1	0	0.0	0.0	0	0	0	0	0	0	0	0	0	0	0	0	0	0	0	0	0	L	10-17		
12/03	at Buccaneers	P	1	0	1	0.0	0.0	0	0	0	0	0	0	0	0	0	0	0	0	0	0	0	0	0	L	18-21		
<b>2023 TOTALS</b>		<b>12-0</b>	<b>12</b>	<b>4</b>	<b>8</b>	<b>0.0</b>	<b>0.0</b>	<b>0</b>	<b>0</b>	<b>0</b>	<b>0</b>	<b>0</b>	<b>0</b>	<b>0</b>	<b>0</b>	<b>0</b>	<b>0</b>	<b>0</b>	<b>0</b>	<b>0</b>	<b>0</b>	<b>0</b>	<b>0</b>	<b>0</b>	<b>0</b>	<b>1-11</b>		



# CURRENT PLAYERS



**GIOVANNI  
RICCI**  
6'3" // 240  
WESTERN MICHIGAN  
LOVELAND, OHIO

**45**  
**TE**

EXPERIENCE (YEARS)

NFL

PANTHERS

3

3

BIRTHDATE

10.16.96

ACQUIRED

FA-20

## GIOVANNI RICCI'S NFL REGULAR SEASON RUSHING/RECEIVING STATISTICS

DATE	TEAM	GP	GS	RECEIVING					RUSHING				
				NO.	YDS.	AVG.	LG	TD	NO.	YDS.	AVG.	LG	TD
2020	Panthers	0	0	0	0	0.0	0	0	0	0	0.0	0	0
2021	Panthers	16	1	0	0	0.0	0	0	0	0	0.0	0	0
2022	Panthers	15	3	8	100	12.5	32	0	0	0	0.0	0	0
2023	Panthers	5	0	1	2	2.0	2	0	0	0	0.0	0	0
<b>NFL TOTALS</b>		<b>36</b>	<b>4</b>	<b>9</b>	<b>102</b>	<b>11.3</b>	<b>32</b>	<b>0</b>	<b>0</b>	<b>0</b>	<b>0.0</b>	<b>0</b>	<b>0</b>

## 2023 GAME-BY-GAME REGULAR-SEASON STATISTICS (PANTHERS)

DATE	OPPONENT	P/S	RECEIVING					RUSHING					W/L	SCORE
			NO.	YDS.	AVG.	LG	TD	NO.	YDS.	AVG.	LG	TD		
09/10	at Falcons	P	1	2	2.0	2	0	0	0	0.0	0	0	L	10-24
09/18	Saints	P	0	0	0.0	0	0	0	0	0.0	0	0	L	17-20
09/24	at Seahawks	P	0	0	0.0	0	0	0	0	0.0	0	0	L	27-37
10/01	Vikings	P	0	0	0.0	0	0	0	0	0.0	0	0	L	13-21
10/08	at Lions	P	0	0	0.0	0	0	0	0	0.0	0	0	L	24-42
10/15	at Dolphins		ON INACTIVE LIST										L	21-42
10/29	Texans		INJURED RESERVE										W	15-13
11/05	Colts		INJURED RESERVE										L	13-27
11/09	at Bears		INJURED RESERVE										L	13-16
11/19	Cowboys		INJURED RESERVE										L	10-33
11/26	at Titans		INJURED RESERVE										L	10-17
12/03	at Buccaneers		INJURED RESERVE										L	18-21
<b>2023 TOTALS</b>		<b>5-0</b>	<b>1</b>	<b>2</b>	<b>2.0</b>	<b>2</b>	<b>0</b>	<b>0</b>	<b>0</b>	<b>0.0</b>	<b>0</b>	<b>0</b>	<b>0</b>	<b>1-11</b>

# CURRENT PLAYERS



**JAMMIE ROBINSON**  
**5'11" // 195**  
**FLORIDA STATE**  
**CORDELE, GA.**

22

S

EXPERIENCE (YEARS)		BIRTHDATE	ACQUIRED
NFL	PANTHERS	1.24.01	05-23
R	R		

## JAMMIE ROBINSON'S NFL REGULAR SEASON DEFENSIVE STATISTICS

DATE	TEAM	GP	TACKLES							INTERCEPTIONS					O. FUMB			ST			MISC						
			GS	TK	S	A	TFL	YDS	SK	YDS	QBH	NO	YDS	LG	TD	PD	FF	FR	TD	YDS	TK	S	A	FF	FR	S	A
2023	Panthers	11	2	11	7	4	0	0	0.0	0.0	0	0	0	0	0	0	0	0	0	0	4	3	1	0	0	0	0
<b>NFL TOTALS</b>		<b>11</b>	<b>2</b>	<b>11</b>	<b>7</b>	<b>4</b>	<b>0</b>	<b>0</b>	<b>0.0</b>	<b>0.0</b>	<b>0</b>	<b>0</b>	<b>0</b>	<b>0</b>	<b>0</b>	<b>0</b>	<b>0</b>	<b>0</b>	<b>0</b>	<b>4</b>	<b>3</b>	<b>1</b>	<b>0</b>	<b>0</b>	<b>0</b>	<b>0</b>	

## 2023 GAME-BY-GAME REGULAR-SEASON STATISTICS (PANTHERS)

DATE	OPPONENT	P/S	TACKLES							INTERCEPTIONS					O. FUMB			ST			MISC		SCORE				
			TK	S	A	SK	YDS	TFL	YDS	QBH	NO	YDS	LG	TD	PD	FF	FR	TD	YDS	TK	S	A		FF	FR	S	A
09/10	at Falcons	P	0	0	0	0.0	0.0	0	0	0	0	0	0	0	0	0	0	0	0	0	0	0	0	0	0	L	10-24
09/18	Saints	P	0	0	0	0.0	0.0	0	0	0	0	0	0	0	0	0	0	0	0	0	0	0	0	0	L	17-20	
09/24	at Seahawks		ON INACTIVE LIST																				L	27-37			
10/01	Vikings	P	0	0	0	0.0	0.0	0	0	0	0	0	0	0	0	0	0	0	0	0	0	0	0	0	L	13-21	
10/08	at Lions	P	0	0	0	0.0	0.0	0	0	0	0	0	0	0	0	0	0	0	0	0	0	0	0	0	L	24-42	
10/15	at Dolphins	P	0	0	0	0.0	0.0	0	0	0	0	0	0	0	0	0	0	0	0	0	0	0	0	0	L	21-42	
10/29	Texans	P	5	3	2	0.0	0.0	0	0	0	0	0	0	0	0	0	0	0	0	1	0	1	0	0	0	W	15-13
11/05	Colts	S	3	1	2	0.0	0.0	0	0	0	0	0	0	0	0	0	0	0	0	0	0	0	0	0	L	13-27	
11/09	at Bears	S	2	2	0	0.0	0.0	0	0	0	0	0	0	0	0	0	0	0	0	0	0	0	0	0	L	13-16	
11/19	Cowboys	P	0	0	0	0.0	0.0	0	0	0	0	0	0	0	0	0	0	0	0	0	0	0	0	0	L	10-33	
11/26	at Titans	P	1	1	0	0.0	0.0	0	0	0	0	0	0	0	0	0	0	0	0	1	1	0	0	0	0	L	10-17
12/03	at Buccaneers	P	0	0	0	0.0	0.0	0	0	0	0	0	0	0	0	0	0	0	0	0	0	0	0	0	L	18-21	
<b>2023 TOTALS</b>		<b>11-2</b>	<b>11</b>	<b>7</b>	<b>4</b>	<b>0.0</b>	<b>0.0</b>	<b>0</b>	<b>0</b>	<b>0</b>	<b>0</b>	<b>0</b>	<b>0</b>	<b>0</b>	<b>0</b>	<b>0</b>	<b>0</b>	<b>0</b>	<b>0</b>	<b>4</b>	<b>3</b>	<b>1</b>	<b>0</b>	<b>0</b>	<b>0</b>	<b>0</b>	<b>1-11</b>

# CURRENT PLAYERS



**MILES SANDERS**  
5'11" // 211  
PENN STATE  
PITTSBURGH, PA.

**6**  
**RB**

EXPERIENCE (YEARS)		BIRTHDATE	ACQUIRED
NFL	PANTHERS		
<b>5</b>	<b>1</b>	<b>5.1.97</b>	<b>FA-23</b>

## MILES SANDERS' NFL REGULAR SEASON RUSHING/RECEIVING STATISTICS

DATE	TEAM	GP	GS	RUSHING					RECEIVING				
				NO.	YDS.	AVG.	LG	TD	NO.	YDS.	AVG.	LG	TD
2019	Eagles	16	11	179	818	4.6	65t	3	50	509	10.2	45	3
2020	Eagles	12	11	164	867	5.3	82t	6	28	197	7.0	28	0
2021	Eagles	12	12	137	754	5.5	38	0	26	158	6.1	25	0
2022	Eagles	17	15	259	1,269	4.9	40t	11	20	78	3.9	16	0
2023	Panthers	11	5	105	325	3.1	15	1	22	126	5.7	14	0
<b>NFL TOTALS</b>		<b>68</b>	<b>54</b>	<b>844</b>	<b>4,033</b>	<b>4.8</b>	<b>82T</b>	<b>21</b>	<b>146</b>	<b>1,068</b>	<b>7.3</b>	<b>45</b>	<b>3</b>

## MILES SANDERS' NFL REGULAR SEASON RETURN STATISTICS

DATE	TEAM	KICKOFF RETURNS					PUNT RETURNS					
		RET.	YDS.	AVG.	LG	TD	NO.	FC	YDS.	AVG.	LG	TD
2019	Eagles	14	314	22.4	67	0	0	0	0	0.0	0	0
2020	Eagles	0	0	0.0	0	0	0	0	0	0.0	0	0
2021	Eagles	0	0	0.0	0	0	0	0	0	0.0	0	0
2022	Eagles	0	0	0.0	0	0	0	0	0	0.0	0	0
2023	Panthers	0	0	0.0	0	0	0	0	0	0.0	0	0
<b>NFL TOTALS</b>		<b>14</b>	<b>314</b>	<b>22.4</b>	<b>67</b>	<b>0</b>	<b>0</b>	<b>0</b>	<b>0</b>	<b>0.0</b>	<b>0</b>	<b>0</b>

## 100-YARD RUSHING GAMES (8): REGULAR SEASON

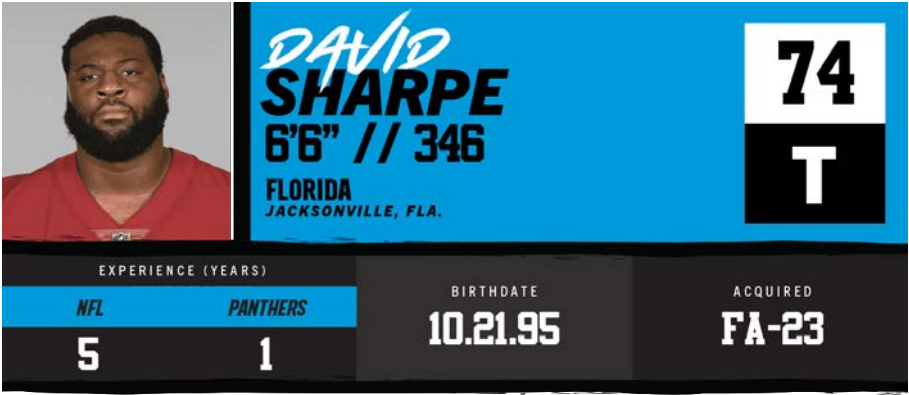
DATE	TEAM	ATT.	YDS.	AVG.	LG	TD
12/15/19	at Commanders	19	122	6.4	56	1
10/18/20	RAVENS	9	118	13.1	74	0
12/13/20	SAINTS	14	115	8.2	82t	2
12/05/21	at Jets	24	120	5.0	34	0
12/21/21	COMMANDERS	18	131	7.3	38	0
10/02/22	JAGUARS	27	134	5.0	35	2
11/27/22	PACKERS	21	143	6.8	28	2
12/11/22	at Giants	17	144	8.5	40t	2

# CURRENT PLAYERS

## 2023 GAME-BY-GAME REGULAR-SEASON STATISTICS (PANTHERS)

DATE	OPPONENT	P/S	RUSHING						RECEIVING						TD	W/L	SCORE
			NO.	YDS.	AVG.	LG	TD	NO.	YDS.	AVG.	LG	TD					
09/10	at Falcons	S	18	72	4.0	10	0	4	26	6.5	11	0	L	10-24			
09/18	Saints	S	14	43	3.1	13	0	3	4	1.3	7	0	L	17-20			
09/24	at Seahawks	S	9	24	2.7	15	1	5	38	7.6	14	0	L	27-37			
10/01	Vikings	S	13	19	1.5	6	0	3	13	4.3	8	0	L	13-21			
10/08	at Lions	S	7	32	4.6	9	0	0	0	0.0	0	0	L	24-42			
10/15	at Dolphins		ON INACTIVE LIST										L	21-42			
10/29	Texans	P	2	0	0.0	4	0	0	0	0.0	0	0	W	15-13			
11/05	Colts	P	6	39	6.5	11	0	3	22	7.3	11	0	L	13-27			
11/09	at Bears	P	2	-5	-2.5	1	0	2	15	7.5	13	0	L	13-16			
11/19	Cowboys	P	11	50	4.5	15	0	1	2	2.0	2	0	L	10-33			
11/26	at Titans	P	15	28	1.9	15	0	0	0	0.0	0	0	L	10-17			
12/03	at Buccaneers	P	8	23	2.9	8	0	1	6	6.0	6	0	L	18-21			
<b>2023 TOTALS</b>		<b>11-5</b>	<b>105</b>	<b>325</b>	<b>3.1</b>	<b>15</b>	<b>1</b>	<b>22</b>	<b>126</b>	<b>5.7</b>	<b>14</b>	<b>0</b>	<b>1-11</b>				

# CURRENT PLAYERS



**DAVID SHARPE**  
6'6" // 346  
FLORIDA  
JACKSONVILLE, FLA.

**74**  
**T**

EXPERIENCE (YEARS)		BIRTHDATE	ACQUIRED
<i>NFL</i>	<i>PANTHERS</i>	<b>10.21.95</b>	<b>FA-23</b>
<b>5</b>	<b>1</b>		

## DAVID SHARPE'S NFL REGULAR SEASON STATISTICS

DATE	TEAM	GP	GS
2017	Raiders	5	2
2018	Raiders	8	0
2018	Texans	2	0
2018	TOTAL	10	0
2019	Raiders	9	2
2020	Football Team	10	2
2021	Ravens	4	0
2022	Ravens	0	0
2023	Panthers	5	0
<b>NFL TOTALS</b>		<b>43</b>	<b>6</b>

## 2023 GAME-BY-GAME REGULAR-SEASON STATISTICS (PANTHERS)

DATE	OPPONENT	P/S	W/L	SCORE
09/10	at Falcons		L	10-24
09/18	Saints		L	17-20
09/24	at Seahawks		L	27-37
10/01	Vikings		L	13-21
10/08	at Lions		L	24-42
10/15	at Dolphins		L	21-42
10/29	Texans	P	W	15-13
11/05	Colts	P	L	13-27
11/19	Cowboys	P	L	10-33
11/26	at Titans	P	L	10-17
12/03	at Buccaneers	P	L	18-21
<b>2023 TOTALS</b>		<b>5-0</b>	<b>1-10</b>	

# CURRENT PLAYERS



**LAVISKA  
SHENAULT JR.**

**6'1" // 220**

**COLORADO  
DESOTO, TEXAS**

**5**

**WR**

EXPERIENCE (YEARS)

**NFL**

**PANTHERS**

**4**

**2**

BIRTHDATE

**10.5.98**

ACQUIRED

**TR-22 JAX**

## LAVISKA SHENAULT JR.'S NFL REGULAR SEASON RUSHING/RECEIVING STATISTICS

DATE	TEAM	GP	GS	RECEIVING					RUSHING				
				NO.	YDS.	AVG.	LG	TD	NO.	YDS.	AVG.	LG	TD
2020	Jaguars	14	12	58	600	10.3	36	5	18	91	5.1	17	0
2021	Jaguars	16	10	63	619	9.8	58	0	11	41	3.7	11	0
2022	Panthers	13	5	27	272	10.1	67t	1	9	65	7.2	41t	1
2023	Panthers	8	0	10	60	6.0	14	0	12	55	4.6	11	0
<b>NFL TOTALS</b>		<b>51</b>	<b>27</b>	<b>158</b>	<b>1,551</b>	<b>9.8</b>	<b>67T</b>	<b>6</b>	<b>50</b>	<b>252</b>	<b>5.0</b>	<b>41T</b>	<b>1</b>


## LAVISKA SHENAULT JR.'S NFL REGULAR SEASON RETURN STATISTICS

DATE	TEAM	RET.	KICKOFF RETURNS					PUNT RETURNS					
			YDS.	AVG.	LG	TD	NO.	FC	YDS.	AVG.	LG	TD	
2020	Jaguars	0	0	0.0	0	0	0	0	0	0	0.0	0	0
2021	Jaguars	0	0	0.0	0	0	0	0	0	0	0.0	0	0
2022	Panthers	3	82	27.3	36	0	0	0	0	0	0.0	0	0
2023	Panthers	6	167	27.8	37	0	0	0	0	0	0.0	0	0
<b>NFL TOTALS</b>		<b>9</b>	<b>249</b>	<b>27.7</b>	<b>37</b>	<b>0</b>	<b>0</b>	<b>0</b>	<b>0</b>	<b>0</b>	<b>0.0</b>	<b>0</b>	<b>0</b>

## 2023 GAME-BY-GAME REGULAR-SEASON STATISTICS (PANTHERS)

DATE	OPPONENT	P/S	RECEIVING					RUSHING					W/L	SCORE
			NO.	YDS.	AVG.	LG	TD	NO.	YDS.	AVG.	LG	TD		
09/10	at Falcons	P	2	16	8.0	14	0	2	5	2.5	5	0	L	10-24
09/18	Saints	P	0	0	0.0	0	0	1	7	7.0	7	0	L	17-20
09/24	at Seahawks	P	1	0	0.0	0	0	2	7	3.5	5	0	L	27-37
10/01	Vikings	P	1	12	12.0	12	0	1	7	7.0	7	0	L	13-21
10/08	at Lions	P	0	0	0.0	0	0	5	27	5.4	11	0	L	24-42
10/15	at Dolphins	P	3	15	5.0	8	0	1	2	2.0	2	0	L	21-42
10/29	Texans		ON INACTIVE LIST										W	15-13
11/05	Colts		ON INACTIVE LIST										L	13-27
11/09	at Bears		INACTIVE										L	13-16
11/19	Cowboys	P	2	9	4.5	5	0	0	0	0.0	0	0	L	10-33
11/26	at Titans	P	1	8	8.0	8	0	0	0	0.0	0	0	L	10-17
12/03	at Buccaneers		INJURED RESERVE										L	18-21
<b>2023 TOTALS</b>		<b>8-0</b>	<b>10</b>	<b>60</b>	<b>6.0</b>	<b>14</b>	<b>0</b>	<b>12</b>	<b>55</b>	<b>4.6</b>	<b>11</b>	<b>0</b>	<b>1-11</b>	

# CURRENT PLAYERS



**IHMIR SMITH-MARSETTE**  
6'1" // 185  
IOWA  
NEWARK, N.J.

**11**  
**WR**

EXPERIENCE (YEARS)		BIRTHDATE	ACQUIRED
NFL	PANTHERS	8.29.99	TR-23 KC
<b>3</b>	<b>1</b>		

## IHMIR SMITH-MARSETTE'S NFL REGULAR SEASON RUSHING/RECEIVING STATISTICS

DATE	TEAM	GP	GS	RECEIVING					RUSHING				
				NO.	YDS.	AVG.	LG	TD	NO.	YDS.	AVG.	LG	TD
2021	Vikings	8	1	5	116	23.2	44t	2	0	0	0.0	0	0
2022	Bears	6	0	1	15	15.0	15	0	1	-1	-1.0	-1	0
2022	Chiefs	2	0	0	0	0.0	0	0	0	0	0.0	0	0
2022	TOTAL	8	0	1	15	15.0	15	0	1	-1	-1.0	0	0
2023	Panthers	12	0	1	14	14.0	14	0	0	0	0.0	0	0
<b>NFL TOTALS</b>		<b>28</b>	<b>1</b>	<b>7</b>	<b>145</b>	<b>20.7</b>	<b>44T</b>	<b>2</b>	<b>1</b>	<b>-1</b>	<b>-1.0</b>	<b>0</b>	<b>0</b>

## IHMIR SMITH-MARSETTE'S NFL REGULAR SEASON RETURN STATISTICS

DATE	TEAM	RET.	KICKOFF RETURNS				PUNT RETURNS					
			YDS.	AVG.	LG	TD	NO.	FC	YDS.	AVG.	LG	TD
2021	Vikings	4	83	20.8	24	0	0	0	0	0.0	0	0
2022	Bears	1	17	17.0	17	0	0	0	0	0.0	0	0
2022	Chiefs	0	0	0.0	0	0	0	0	0	0.0	0	0
2022	TOTAL	1	17	17.0	17	0	0	0	0	0.0	0	0
2023	Panthers	0	0	0.0	0	0	29	15	261	9.0	79t	1
<b>NFL TOTALS</b>		<b>5</b>	<b>100</b>	<b>20.0</b>	<b>24</b>	<b>0</b>	<b>29</b>	<b>15</b>	<b>261</b>	<b>9.0</b>	<b>79T</b>	<b>1</b>

## 100-YARD RECEIVING GAMES (1): REGULAR SEASON

DATE	TEAM	NO.	YDS.	AVG.	LG	TD
01/09/22	BEARS	3	103	34.3	44t	1

## 2023 GAME-BY-GAME REGULAR-SEASON STATISTICS (PANTHERS)

DATE	OPPONENT	P/S	RECEIVING					RUSHING					W/L	SCORE
			NO.	YDS.	AVG.	LG	TD	NO.	YDS.	AVG.	LG	TD		
09/10	at Falcons	P	0	0	0.0	0	0	0	0	0.0	0	0	L	10-24
09/18	Saints	P	0	0	0.0	0	0	0	0	0.0	0	0	L	17-20
09/24	at Seahawks	P	0	0	0.0	0	0	0	0	0.0	0	0	L	27-37
10/01	Vikings	P	0	0	0.0	0	0	0	0	0.0	0	0	L	13-21
10/08	at Lions	P	0	0	0.0	0	0	0	0	0.0	0	0	L	24-42
10/15	at Dolphins	P	0	0	0.0	0	0	0	0	0.0	0	0	L	21-42
10/29	Texans	P	0	0	0.0	0	0	0	0	0.0	0	0	W	15-13
11/05	Colts	P	0	0	0.0	0	0	0	0	0.0	0	0	L	13-27
11/09	at Bears	P	0	0	0.0	0	0	0	0	0.0	0	0	L	13-16
11/19	Cowboys	P	0	0	0.0	0	0	0	0	0.0	0	0	L	10-33
11/26	at Titans	P	1	14	14.0	14	0	0	0	0.0	0	0	L	10-17
12/03	at Buccaneers	P	0	0	0.0	0	0	0	0	0.0	0	0	L	18-21
<b>2023 TOTALS</b>		<b>12-0</b>	<b>1</b>	<b>14</b>	<b>14.0</b>	<b>14</b>	<b>0</b>	<b>0</b>	<b>0</b>	<b>0.0</b>	<b>0</b>	<b>0</b>	<b>0</b>	<b>1-11</b>

# CURRENT PLAYERS



**MIKE STRACHAN**  
**6'5" // 225**  
**CHARLESTON**  
**FREEPORT, BAHAMAS**

**86**  
**WR**

EXPERIENCE (YEARS)		BIRTHDATE	ACQUIRED
<b>NFL</b>	<b>PANTHERS</b>	<b>8.13.97</b>	<b>FA-23</b>
<b>3</b>	<b>1</b>		

## MIKE STRACHAN'S NFL REGULAR SEASON RUSHING/RECEIVING STATISTICS

DATE	TEAM	GP	GS	RECEIVING					RUSHING					
				NO.	YDS.	AVG.	LG	TD	NO.	YDS.	AVG.	LG	TD	
2021	Colts	6	0	2	26	13.0	16	0	0	0	0.0	0	0	0
2022	Colts	13	0	3	59	19.7	23	0	0	0	0.0	0	0	0
2023	Panthers	3	1	1	45	45.0	45	0	0	0	0.0	0	0	0
<b>NFL TOTALS</b>		<b>22</b>	<b>1</b>	<b>6</b>	<b>130</b>	<b>21.7</b>	<b>45</b>	<b>0</b>	<b>0</b>	<b>0</b>	<b>0.0</b>	<b>0</b>	<b>0</b>	<b>0</b>

## MIKE STRACHAN'S NFL REGULAR SEASON RETURN STATISTICS

DATE	TEAM	KICKOFF RETURNS					PUNT RETURNS					
		RET.	YDS.	AVG.	LG	TD	NO.	FC	YDS.	AVG.	LG	TD
2021	Colts	0	0	0.0	0	0	0	0	0	0.0	0	0
2022	Colts	0	0	0.0	0	0	0	0	0	0.0	0	0
2023	Panthers	0	0	0.0	0	0	0	0	0	0.0	0	0
<b>NFL TOTALS</b>		<b>0</b>	<b>0</b>	<b>0.0</b>	<b>0</b>	<b>0</b>	<b>0</b>	<b>0</b>	<b>0</b>	<b>0.0</b>	<b>0</b>	<b>0</b>

## 2023 GAME-BY-GAME REGULAR-SEASON STATISTICS (PANTHERS)

DATE	OPPONENT	P/S	RECEIVING					RUSHING					W/L	SCORE
			NO.	YDS.	AVG.	LG	TD	NO.	YDS.	AVG.	LG	TD		
09/10	at Falcons												L	10-24
09/18	Saints												L	17-20
09/24	at Seahawks												L	27-37
10/01	Vikings												L	13-21
10/08	at Lions												L	24-42
10/15	at Dolphins												L	21-42
10/29	Texans												W	15-13
11/05	Colts												L	13-27
11/09	at Bears	P	1	45	45.0	45	0	0	0	0.0	0	0	L	13-16
11/19	Cowboys												L	10-33
11/26	at Titans												L	10-17
12/03	at Buccaneers	P	0	0	0.0	0	0	0	0	0.0	0	0	L	18-21
<b>2023 TOTALS</b>		<b>2-0</b>	<b>1</b>	<b>45</b>	<b>45.0</b>	<b>45</b>	<b>0</b>	<b>0</b>	<b>0</b>	<b>0.0</b>	<b>0</b>	<b>0</b>		





# CURRENT PLAYERS

## STEPHEN SULLIVAN'S NFL REGULAR SEASON PASSING STATISTICS

DATE	TEAM	GP	GS	ATT.	CMP.	PCT.	YDS	AVG.	TD	INT.	LG	SK	LST	RATE
2020	Seahawks	1	0	0	0	0.0	0	0.0	0	0	0	0	0	0.0
2021	Panthers	3	0	0	0	0.0	0	0.0	0	0	0	0	0	0.0
2022	Panthers	14	0	0	0	0.0	0	0.0	0	0	0	0	0	0.0
2023	Panthers	6	0	0	0	0.0	0	0.0	0	0	0	0	0	0.0
<b>TOTALS</b>		<b>24</b>	<b>0</b>	<b>0</b>	<b>0</b>	<b>0.0</b>	<b>0</b>	<b>0.0</b>	<b>0</b>	<b>0</b>	<b>0</b>	<b>0</b>	<b>0</b>	<b>0.0</b>

## STEPHEN SULLIVAN'S NFL REGULAR SEASON RUSHING STATISTICS

DATE	TEAM	NO.	YDS.	AVG.	LG	TD
2020	Seahawks	0	0	0.0	0	0
2021	Panthers	0	0	0.0	0	0
2022	Panthers	0	0	0.0	0	0
2023	Panthers	0	0	0.0	0	0
<b>TOTALS</b>		<b>0</b>	<b>0</b>	<b>0.0</b>	<b>0</b>	<b>0</b>

## STEPHEN SULLIVAN'S NFL REGULAR SEASON PASSING/RUSHING STATISTICS

DATE	TEAM	GP	GS	PASSING											RUSHING				
				ATT.	CMP.	PCT.	YDS	AVG.	TD	INT.	LG	SK	LST	RATE	NO.	YDS.	AVG.	LG	TD
2020	Seahawks	1	0	0	0	0.0	0	0.0	0	0	0	0	0	0.0	0	0	0.0	0	0
2021	Panthers	3	0	0	0	0.0	0	0.0	0	0	0	0	0	0.0	0	0	0.0	0	0
2022	Panthers	14	0	0	0	0.0	0	0.0	0	0	0	0	0	0.0	0	0	0.0	0	0
2023	Panthers	6	0	0	0	0.0	0	0.0	0	0	0	0	0	0.0	0	0	0.0	0	0
<b>TOTALS</b>		<b>24</b>	<b>0</b>	<b>0</b>	<b>0</b>	<b>0.0</b>	<b>0</b>	<b>0.0</b>	<b>0</b>	<b>0</b>	<b>0</b>	<b>0</b>	<b>0</b>	<b>0.0</b>	<b>0</b>	<b>0</b>	<b>0.0</b>	<b>0</b>	<b>0</b>

## 2023 GAME-BY-GAME REGULAR-SEASON STATISTICS (PANTHERS)

DATE	OPPONENT	P/S	PASSING											RUSHING							SCORE
			ATT	CMP	YDS	PCT	Y/A	Y/C	TD	INT	LG	SK/YD	RATE	ATT	YDS	LG	TD	W/L			
09/10	at Falcons		INJURED RESERVE																L	10-24	
09/18	Saints		INJURED RESERVE																L	17-20	
09/24	at Seahawks		INJURED RESERVE																L	27-37	
10/01	Vikings		INJURED RESERVE																L	13-21	
10/08	at Lions		INJURED RESERVE																L	24-42	
10/15	at Dolphins	P	0	0	0	0.0	0.0	0.0	0	0	0	0/0	0.0	0	0	0	0	L	21-42		
10/29	Texans	P	0	0	0	0.0	0.0	0.0	0	0	0	0/0	0.0	0	0	0	W	15-13			
11/05	Colts	P	0	0	0	0.0	0.0	0.0	0	0	0	0/0	0.0	0	0	0	L	13-27			
11/09	at Bears		INACTIVE																L	13-16	
11/19	Cowboys	P	0	0	0	0.0	0.0	0.0	0	0	0	0/0	0.0	0	0	0	L	10-33			
11/26	at Titans	P	0	0	0	0.0	0.0	0.0	0	0	0	0/0	0.0	0	0	0	L	10-17			
12/03	at Buccaneers	P	0	0	0	0.0	0.0	0.0	0	0	0	0/0	0.0	0	0	0	L	18-21			
<b>2023 TOTALS</b>		<b>6-0</b>	<b>0</b>	<b>0</b>	<b>0</b>	<b>0.0</b>	<b>0.0</b>	<b>0.0</b>	<b>0</b>	<b>0</b>	<b>0</b>	<b>0/0</b>	<b>0.0</b>	<b>0</b>	<b>0</b>	<b>0</b>	<b>1-11</b>				

## STEPHEN SULLIVAN'S NFL REGULAR SEASON PUNTING STATISTICS

DATE	TEAM	GP	NO.	YDS.	AVG.	OPP. RET.	YDS.	NET YDS.	AVG.	TB	IN20	LG	BK
2020	Seahawks	1	0	0	0.0	0	0	0	0.0	0	0	0	0
2021	Panthers	3	0	0	0.0	0	0	0	0.0	0	0	0	0
2022	Panthers	14	0	0	0.0	0	0	0	0.0	0	0	0	0
2023	Panthers	6	0	0	0.0	0	0	0	0.0	0	0	0	0
<b>NFL TOTALS</b>		<b>24</b>	<b>0</b>	<b>0</b>	<b>0.0</b>	<b>0</b>	<b>0</b>	<b>0</b>	<b>0.0</b>	<b>0</b>	<b>0</b>	<b>0</b>	<b>0</b>

# CURRENT PLAYERS

## 2023 GAME-BY-GAME REGULAR-SEASON STATISTICS (PANTHERS)

DATE	OPPONENT	NO.	YDS.	AVG.	OPP.		NET		TB	IN20	LG	BK	W/L	SCORE
					RET.	YDS.	YDS.	AVG						
09/10	at Falcons												L	10-24
09/18	Saints												L	17-20
09/24	at Seahawks												L	27-37
10/01	Vikings												L	13-21
10/08	at Lions												L	24-42
10/15	at Dolphins	P	0	0	0.0	0	0	0	0.0	0	0	0	L	21-42
10/29	Texans	P	0	0	0.0	0	0	0	0.0	0	0	0	W	15-13
11/05	Colts	P	0	0	0.0	0	0	0	0.0	0	0	0	L	13-27
11/09	at Bears												L	13-16
11/19	Cowboys	P	0	0	0.0	0	0	0	0.0	0	0	0	L	10-33
11/26	at Titans	P	0	0	0.0	0	0	0	0.0	0	0	0	L	10-17
12/03	at Buccaneers	P	0	0	0.0	0	0	0	0.0	0	0	0	L	18-21
<b>2023 TOTALS</b>		<b>6</b>	<b>0</b>	<b>0</b>	<b>0.0</b>	<b>0</b>	<b>0</b>	<b>0</b>	<b>0.0</b>	<b>0</b>	<b>0</b>	<b>0</b>	<b>1-11</b>	

## STEPHEN SULLIVAN'S NFL REGULAR SEASON KICKING STATISTICS

DATE	TEAM	GP	FGM	FGA	PCT.	LG	XP	XPA	PCT.	BLK	PTS
2020	Seahawks	1	0	0	0.0	0	0	0	0.0	0	0
2021	Panthers	3	0	0	0.0	0	0	0	0.0	0	0
2022	Panthers	14	0	0	0.0	0	0	0	0.0	0	0
2023	Panthers	6	0	0	0.0	0	0	0	0.0	0	0
<b>NFL TOTALS</b>		<b>24</b>	<b>0</b>	<b>0</b>	<b>0.0</b>	<b>0</b>	<b>0</b>	<b>0</b>	<b>0.0</b>	<b>0</b>	<b>0</b>

## 2023 GAME-BY-GAME REGULAR-SEASON STATISTICS (PANTHERS)

DATE	OPPONENT	FGM	FGA	PCT	LG	XP	EXTRA POINTS			PTS	W/L	SCORE
							XPA	PCT	BLK			
09/10	at Falcons										L	10-24
09/18	Saints										L	17-20
09/24	at Seahawks										L	27-37
10/01	Vikings										L	13-21
10/08	at Lions										L	24-42
10/15	at Dolphins	P	0	0	0.0	0	0	0	0.0	0	L	21-42
10/29	Texans	P	0	0	0.0	0	0	0	0.0	0	W	15-13
11/05	Colts	P	0	0	0.0	0	0	0	0.0	0	L	13-27
11/09	at Bears										L	13-16
11/19	Cowboys	P	0	0	0.0	0	0	0	0.0	0	L	10-33
11/26	at Titans	P	0	0	0.0	0	0	0	0.0	0	L	10-17
12/03	at Buccaneers	P	0	0	0.0	0	0	0	0.0	0	L	18-21
<b>2023 TOTALS</b>		<b>6</b>	<b>0</b>	<b>0</b>	<b>0.0</b>	<b>0</b>	<b>0</b>	<b>0</b>	<b>0.0</b>	<b>0</b>	<b>1-11</b>	

## STEPHEN SULLIVAN'S NFL REGULAR SEASON STATISTICS

DATE	TEAM	GP	GS
2020	Seahawks	1	0
2021	Panthers	3	0
2022	Panthers	14	0
2023	Panthers	6	0
<b>NFL TOTALS</b>		<b>24</b>	<b>0</b>

# CURRENT PLAYERS

## 2023 GAME-BY-GAME REGULAR-SEASON STATISTICS (PANTHERS)

DATE	OPPONENT	P/S		W/L	SCORE
09/10	at Falcons		INJURED RESERVE	L	10-24
09/18	Saints		INJURED RESERVE	L	17-20
09/24	at Seahawks		INJURED RESERVE	L	27-37
10/01	Vikings		INJURED RESERVE	L	13-21
10/08	at Lions		INJURED RESERVE	L	24-42
10/15	at Dolphins	P		L	21-42
10/29	Texans	P		W	15-13
11/05	Colts	P		L	13-27
11/09	at Bears		INACTIVE	L	13-16
11/19	Cowboys	P		L	10-33
11/26	at Titans	P		L	10-17
12/03	at Buccaneers	P		L	18-21
<b>2023 TOTALS</b>		<b>6-0</b>		<b>1-11</b>	

# CURRENT PLAYERS



**ADAM  
THIELEN**  
6'2" // 200  
MINNESOTA STATE  
DETROIT LAKES, MINN.

**19**  
**WR**

EXPERIENCE (YEARS)		BIRTHDATE	ACQUIRED
<b>NFL</b>	<b>PANTHERS</b>	<b>8.22.90</b>	<b>FA-23</b>
<b>10</b>	<b>1</b>		

## ADAM THIELEN'S NFL REGULAR SEASON RUSHING/RECEIVING STATISTICS

DATE	TEAM	GP	GS	RECEIVING					RUSHING				
				NO.	YDS.	AVG.	LG	TD	NO.	YDS.	AVG.	LG	TD
2014	Vikings	16	2	8	137	17.1	44t	1	0	0	0.0	0	0
2015	Vikings	16	2	12	144	12.0	30	0	4	89	22.3	41	0
2016	Vikings	16	10	69	967	14.0	71t	5	2	15	7.5	11	0
2017	Vikings	16	16	91	1,276	14.0	65t	4	1	11	11.0	11	0
2018	Vikings	16	16	113	1,373	12.2	68	9	5	30	6.0	15	0
2019	Vikings	10	10	30	418	13.9	44	6	4	6	1.5	3	1
2020	Vikings	15	15	74	925	12.5	51	14	3	15	5.0	8	0
2021	Vikings	13	13	67	726	10.8	35	10	1	2	2.0	2	0
2022	Vikings	17	17	70	716	10.2	36	6	1	4	4.0	4	0
2023	Panthers	12	12	80	753	9.4	31	4	1	6	6.0	6	0
<b>NFL TOTALS</b>		<b>147</b>	<b>113</b>	<b>614</b>	<b>7,435</b>	<b>12.1</b>	<b>71T</b>	<b>59</b>	<b>22</b>	<b>178</b>	<b>8.1</b>	<b>41</b>	<b>1</b>

## 100-YARD RECEIVING GAMES (2-4): REGULAR SEASON

DATE	TEAM	NO.	YDS.	AVG.	LG	TD
10/09/16	TEXANS	7	127	18.1	36t	1
12/11/16	at Jaguars	4	101	25.3	41	0
12/24/16	at Packers	12	202	16.8	71t	2
09/11/17	SAINTS	9	157	17.4	44	0
11/12/17	at Commanders	8	166	20.8	49	1
11/19/17	RAMS	6	123	20.5	65t	1
12/10/17	at Panthers	6	105	17.5	52t	1
09/09/18	49ERS	6	102	17.0	34	0
09/16/18	at Packers	12	131	10.9	25	1
09/23/18	BILLS	14	105	7.5	19	0
09/27/18	at Rams	8	135	16.9	45t	1
10/07/18	at Eagles	7	116	16.6	68	1
10/14/18	CARDINALS	11	123	11.2	17	1
10/21/18	at Jets	9	110	12.2	34t	1
10/28/18	SAINTS	7	103	14.7	28	1
11/25/18	PACKERS	8	125	15.6	33	1
10/06/19	at Giants	7	130	18.6	44	2
09/13/20	PACKERS	6	110	18.3	37t	2
10/04/20	at Texans	8	114	14.3	39	1
11/22/20	COWBOYS	8	123	15.4	51	2
10/17/21	at Panthers	11	126	11.5	35	1
09/24/23	at Seahawks	11	145	13.2	25	1
10/08/23	at Lions	11	107	9.7	30	1
10/15/23	at Dolphins	11	115	10.5	27	1

# CURRENT PLAYERS

## 2023 GAME-BY-GAME REGULAR-SEASON STATISTICS (PANTHERS)

DATE	OPPONENT	P/S	RECEIVING					RUSHING					TD	W/L	SCORE
			NO.	YDS.	AVG.	LG	TD	NO.	YDS.	AVG.	LG	TD			
09/10	at Falcons	S	2	12	6.0	9	0	0	0	0.0	0	0	0	L	10-24
09/18	Saints	S	7	54	7.7	15	1	0	0	0.0	0	0	0	L	17-20
09/24	at Seahawks	S	11	145	13.2	25	1	0	0	0.0	0	0	0	L	27-37
10/01	Vikings	S	7	76	10.9	22	0	1	6	6.0	6	0	0	L	13-21
10/08	at Lions	S	11	107	9.7	30	1	0	0	0.0	0	0	0	L	24-42
10/15	at Dolphins	S	11	115	10.5	27	1	0	0	0.0	0	0	0	L	21-42
10/29	Texans	S	8	72	9.0	31	0	0	0	0.0	0	0	0	W	15-13
11/05	Colts	S	5	29	5.8	7	0	0	0	0.0	0	0	0	L	13-27
11/09	at Bears	S	6	42	7.0	14	0	0	0	0.0	0	0	0	L	13-16
11/19	Cowboys	S	8	74	9.3	16	0	0	0	0.0	0	0	0	L	10-33
11/26	at Titans	S	1	2	2.0	2	0	0	0	0.0	0	0	0	L	10-17
12/03	at Buccaneers	S	3	25	8.3	12	0	0	0	0.0	0	0	0	L	18-21
<b>2023 TOTALS</b>		<b>12-12</b>	<b>80</b>	<b>753</b>	<b>9.4</b>	<b>31</b>	<b>4</b>	<b>1</b>	<b>6</b>	<b>6.0</b>	<b>6</b>	<b>0</b>	<b>0</b>	<b>1-11</b>	

# CURRENT PLAYERS



**IAN THOMAS**

**6'4" // 260**

**INDIANA  
BALTIMORE, MD.**

**80**

**TE**

EXPERIENCE (YEARS)

**NFL**

**PANTHERS**

**6**

**6**

BIRTHDATE

**6.6.96**

ACQUIRED

**D4A-18**


## IAN THOMAS' NFL REGULAR SEASON RUSHING/RECEIVING STATISTICS

DATE	TEAM	RECEIVING							RUSHING				
		GP	GS	NO.	YDS.	AVG.	LG	TD	NO.	YDS.	AVG.	LG	TD
2018	Panthers	16	6	36	333	9.3	31	2	0	0	0.0	0	0
2019	Panthers	16	3	16	136	8.5	19	1	0	0	0.0	0	0
2020	Panthers	16	8	20	145	7.3	21	1	0	0	0.0	0	0
2021	Panthers	17	13	18	188	10.4	41	0	0	0	0.0	0	0
2022	Panthers	17	17	21	197	9.4	50	0	0	0	0.0	0	0
2023	Panthers	8	5	4	51	12.8	28	0	0	0	0.0	0	0
<b>NFL TOTALS</b>		<b>90</b>	<b>52</b>	<b>115</b>	<b>1,050</b>	<b>9.1</b>	<b>50</b>	<b>4</b>	<b>0</b>	<b>0</b>	<b>0.0</b>	<b>0</b>	<b>0</b>

## 2023 GAME-BY-GAME REGULAR-SEASON STATISTICS (PANTHERS)

DATE	OPPONENT	P/S	RECEIVING						RUSHING					W/L	SCORE
			NO.	YDS.	AVG.	LG	TD	NO.	YDS.	AVG.	LG	TD			
09/10	at Falcons	P	0	0	0.0	0	0	0	0	0	0.0	0	0	L	10-24
09/18	Saints	S	0	0	0.0	0	0	0	0	0	0.0	0	0	L	17-20
09/24	at Seahawks	S	1	8	8.0	8	0	0	0	0.0	0	0	L	27-37	
10/01	Vikings	P	0	0	0.0	0	0	0	0	0	0.0	0	0	L	13-21
10/08	at Lions	P	1	28	28.0	28	0	0	0	0.0	0	0	L	24-42	
10/15	at Dolphins		INJURED RESERVE										L	21-42	
10/29	Texans		INJURED RESERVE										W	15-13	
11/05	Colts		INJURED RESERVE										L	13-27	
11/09	at Bears		INJURED RESERVE										L	13-16	
11/19	Cowboys	S	0	0	0.0	0	0	0	0	0	0.0	0	0	L	10-33
11/26	at Titans	S	1	9	9.0	9	0	0	0	0.0	0	0	L	10-17	
12/03	at Buccaneers	S	1	6	6.0	6	0	0	0	0.0	0	0	L	18-21	
<b>2023 TOTALS</b>		<b>8-5</b>	<b>4</b>	<b>51</b>	<b>12.8</b>	<b>28</b>	<b>0</b>	<b>0</b>	<b>0</b>	<b>0.0</b>	<b>0</b>	<b>0</b>	<b>0</b>	<b>1-11</b>	

# CURRENT PLAYERS



**JORDAN THOMAS**  
**6'5" // 277**  
**MISSISSIPPI STATE**  
**SUMRALL, MISS.**

48

OLB

EXPERIENCE (YEARS)		BIRTHDATE	ACQUIRED
NFL	PANTHERS	8.2.96	FA-23
3	1		

## JORDAN THOMAS' NFL REGULAR SEASON DEFENSIVE STATISTICS

DATE	TEAM	GP	GS	TACKLES							INTERCEPTIONS				O. FUMB			ST			MISC					
				TK	S	A	TFL	YDS	SK	YDS	QBH	NO	YDS	LG	TD	PD	FF	FR	TD	YDS	TK	S	A	FF	FR	S
2018	Texans	16	10	0	0	0	0	0	0.0	0.0	0	0	0	0	0	0	0	0	0	0	0	0	0	0	0	0
2019	Texans	5	2	0	0	0	0	0	0.0	0.0	0	0	0	0	0	0	0	0	0	0	0	0	0	0	0	0
2020	Cardinals	5	0	0	0	0	0	0	0.0	0.0	0	0	0	0	0	0	0	0	0	0	0	0	0	0	0	0
2021	Colts	0	0	0	0	0	0	0	0.0	0.0	0	0	0	0	0	0	0	0	0	0	0	0	0	0	0	0
2023	Panthers	0	0	0	0	0	0	0	0.0	0.0	0	0	0	0	0	0	0	0	0	0	0	0	0	0	0	0
<b>NFL TOTALS</b>		<b>26</b>	<b>12</b>	<b>0</b>	<b>0</b>	<b>0</b>	<b>0</b>	<b>0</b>	<b>0.0</b>	<b>0.0</b>	<b>0</b>	<b>0</b>	<b>0</b>	<b>0</b>	<b>0</b>	<b>0</b>	<b>0</b>	<b>0</b>	<b>0</b>	<b>0</b>	<b>0</b>	<b>0</b>	<b>0</b>	<b>0</b>	<b>0</b>	<b>0</b>

## 2023 GAME-BY-GAME REGULAR-SEASON STATISTICS (PANTHERS)

DATE	OPPONENT	P/S	TACKLES							INTERCEPTIONS				O. FUMB			ST			MISC							
			TK	S	A	SK	YDS	TFL	YDS	QBH	NO	YDS	LG	TD	PD	FF	FR	TD	YDS	TK	S	A	FF	FR	S	A	W/L
09/10	at Falcons																								L	10-24	
09/18	Saints																								L	17-20	
09/24	at Seahawks																								L	27-37	
10/01	Vikings																								L	13-21	
10/08	at Lions																								L	24-42	
10/15	at Dolphins																								L	21-42	
10/29	Texans																								W	15-13	
11/05	Colts																								L	13-27	
11/09	at Bears																								L	13-16	
11/19	Cowboys																								L	10-33	
11/26	at Titans																								L	10-17	
12/03	at Buccaneers																								L	18-21	
<b>2023 TOTALS</b>			<b>0</b>	<b>0</b>	<b>0</b>	<b>0</b>	<b>0</b>	<b>0</b>	<b>0</b>	<b>0</b>	<b>0</b>	<b>0</b>	<b>0</b>	<b>0</b>	<b>0</b>	<b>0</b>	<b>0</b>	<b>0</b>	<b>0</b>	<b>0</b>	<b>0</b>	<b>0</b>	<b>0</b>	<b>0</b>	<b>0</b>	1-11	

## JORDAN THOMAS' NFL REGULAR SEASON RUSHING/RECEIVING STATISTICS

DATE	TEAM	GP	GS	RUSHING					RECEIVING				
				NO.	YDS.	AVG.	LG	TD	NO.	YDS.	AVG.	LG	TD
2018	Texans	16	10	0	0	0.0	0	0	20	215	10.8	39	4
2019	Texans	5	2	0	0	0.0	0	0	1	8	8.0	8	0
2020	Cardinals	5	0	0	0	0.0	0	0	1	3	3.0	3t	1
2021	Colts	0	0	0	0	0.0	0	0	0	0	0.0	0	0
2023	Panthers	0	0	0	0	0.0	0	0	0	0	0.0	0	0
<b>NFL TOTALS</b>		<b>26</b>	<b>12</b>	<b>0</b>	<b>0</b>	<b>0.0</b>	<b>0</b>	<b>0</b>	<b>22</b>	<b>226</b>	<b>10.3</b>	<b>39</b>	<b>5</b>



# CURRENT PLAYERS

## JORDAN THOMAS' NFL REGULAR SEASON RETURN STATISTICS

DATE	TEAM	KICKOFF RETURNS					PUNT RETURNS					
		RET.	YDS.	AVG.	LG	TD	NO.	FC	YDS.	AVG.	LG	TD
2018	Texans	0	0	0.0	0	0	0	0	0	0.0	0	0
2019	Texans	0	0	0.0	0	0	0	0	0	0.0	0	0
2020	Cardinals	0	0	0.0	0	0	0	0	0	0.0	0	0
2021	Colts	0	0	0.0	0	0	0	0	0	0.0	0	0
2023	Panthers	0	0	0.0	0	0	0	0	0	0.0	0	0
<b>NFL TOTALS</b>		<b>0</b>	<b>0</b>	<b>0.0</b>	<b>0</b>	<b>0</b>	<b>0</b>	<b>0</b>	<b>0</b>	<b>0.0</b>	<b>0</b>	<b>0</b>

## 2023 GAME-BY-GAME REGULAR-SEASON STATISTICS (PANTHERS)

DATE	OPPONENT	P/S	RUSHING					RECEIVING					TD	W/L	SCORE
			NO.	YDS.	AVG.	LG	TD	NO.	YDS.	AVG.	LG				
09/10	at Falcons												L	10-24	
09/18	Saints												L	17-20	
09/24	at Seahawks												L	27-37	
10/01	Vikings												L	13-21	
10/08	at Lions												L	24-42	
10/15	at Dolphins												L	21-42	
10/29	Texans												W	15-13	
11/05	Colts												L	13-27	
11/09	at Bears												L	13-16	
11/19	Cowboys												L	10-33	
11/26	at Titans												L	10-17	
12/03	at Buccaneers												L	18-21	
<b>2023 TOTALS</b>		<b>0-0</b>	<b>0</b>	<b>0</b>	<b>0.0</b>	<b>0</b>	<b>0</b>	<b>0</b>	<b>0</b>	<b>0.0</b>	<b>0</b>	<b>0</b>	<b>0</b>	<b>1-11</b>	





# CURRENT PLAYERS



**TOMMY  
TREMBLE**  
6'4" // 250  
NOTRE DAME  
PEACHTREE CORNERS, GA.

**82**

**TE**

EXPERIENCE (YEARS)

NFL

PANTHERS

**3**

**3**

BIRTHDATE

**6.2.00**

ACQUIRED

**D3B-21**

## TOMMY TREMBLE'S NFL REGULAR SEASON RUSHING/RECEIVING STATISTICS

DATE	TEAM	GP	GS	RECEIVING					RUSHING				
				NO.	YDS.	AVG.	LG	TD	NO.	YDS.	AVG.	LG	TD
2021	Panthers	16	11	20	180	9.0	30	1	3	11	3.7	7t	1
2022	Panthers	17	4	19	174	9.2	29t	3	0	0	0.0	0	0
2023	Panthers	11	3	13	84	6.5	21	3	0	0	0.0	0	0
<b>NFL TOTALS</b>		<b>44</b>	<b>18</b>	<b>52</b>	<b>438</b>	<b>8.4</b>	<b>30</b>	<b>7</b>	<b>3</b>	<b>11</b>	<b>3.7</b>	<b>7T</b>	<b>1</b>

## TOMMY TREMBLE'S NFL REGULAR SEASON RETURN STATISTICS

DATE	TEAM	RET.	KICKOFF RETURNS				PUNT RETURNS					
			YDS.	AVG.	LG	TD	NO.	FC	YDS.	AVG.	LG	TD
2021	Panthers	1	21	21.0	21	0	0	0	0	0.0	0	0
2022	Panthers	1	8	8.0	8	0	0	0	0	0.0	0	0
2023	Panthers	0	0	0.0	0	0	0	0	0	0.0	0	0
<b>NFL TOTALS</b>		<b>2</b>	<b>29</b>	<b>14.5</b>	<b>21</b>	<b>0</b>	<b>0</b>	<b>0</b>	<b>0</b>	<b>0.0</b>	<b>0</b>	<b>0</b>

## 2023 GAME-BY-GAME REGULAR-SEASON STATISTICS (PANTHERS)

DATE	OPPONENT	P/S	RECEIVING					RUSHING					W/L	SCORE
			NO.	YDS.	AVG.	LG	TD	NO.	YDS.	AVG.	LG	TD		
09/10	at Falcons	P	0	0	0.0	0	0	0	0	0.0	0	0	L	10-24
09/18	Saints	P	0	0	0.0	0	0	0	0	0.0	0	0	L	17-20
09/24	at Seahawks	S	1	15	15.0	15	0	0	0	0.0	0	0	L	27-37
10/01	Vikings	P	0	0	0.0	0	0	0	0	0.0	0	0	L	13-21
10/08	at Lions	P	1	1	1.0	1t	1	0	0	0.0	0	0	L	24-42
10/15	at Dolphins	P	2	25	12.5	21	0	0	0	0.0	0	0	L	21-42
10/29	Texans	P	2	4	2.0	3	1	0	0	0.0	0	0	W	15-13
11/05	Colts	P	2	12	6.0	11	0	0	0	0.0	0	0	L	13-27
11/09	at Bears	P	3	16	5.3	11	0	0	0	0.0	0	0	L	13-16
11/19	Cowboys	S	1	4	4.0	4t	1	0	0	0.0	0	0	L	10-33
11/26	at Titans	S	1	7	7.0	7	0	0	0	0.0	0	0	L	10-17
12/03	at Buccaneers		ON INACTIVE LIST									L	18-21	
<b>2023 TOTALS</b>		<b>11-3</b>	<b>13</b>	<b>84</b>	<b>6.5</b>	<b>21</b>	<b>3</b>	<b>0</b>	<b>0</b>	<b>0.0</b>	<b>0</b>	<b>0</b>	<b>0</b>	<b>1-11</b>







# CURRENT PLAYERS



**RAEQUAN  
WILLIAMS**  
6'4" // 305  
MICHIGAN STATE  
CHICAGO, IL

**92**

**DE**

EXPERIENCE (YEARS)

NFL

PANTHERS

**2**

**1**

BIRTHDATE

**2.14.97**

ACQUIRED

**FA-22**

## RAEQUAN WILLIAMS' NFL REGULAR SEASON DEFENSIVE STATISTICS

DATE	TEAM	GP	GS	TACKLES							INTERCEPTIONS					O. FUMB			ST				MISC				
				TK	S	A	TFL	YDS	SK	YDS	QBH	NO	YDS	LG	TD	PD	FF	FR	TD	YDS	TK	S	A	FF	FR	S	A
2020	Eagles	6	0	5	3	2	1	5	1.0	5.0	1	0	0	0	0	0	0	0	0	0	0	0	0	0	0	0	0
2021	Eagles	1	1	2	1	1	0	0	0.0	0.0	0	0	0	0	0	0	0	0	0	0	0	0	0	0	0	0	0
2022	Panthers	0	0	0	0	0	0	0	0.0	0.0	0	0	0	0	0	0	0	0	0	0	0	0	0	0	0	0	0
2023	Panthers	0	0	0	0	0	0	0	0.0	0.0	0	0	0	0	0	0	0	0	0	0	0	0	0	0	0	0	0
<b>NFL TOTALS</b>		<b>7</b>	<b>1</b>	<b>7</b>	<b>4</b>	<b>3</b>	<b>1</b>	<b>5</b>	<b>1.0</b>	<b>5.0</b>	<b>1</b>	<b>0</b>	<b>0</b>	<b>0</b>	<b>0</b>	<b>0</b>	<b>0</b>	<b>0</b>	<b>0</b>	<b>0</b>	<b>0</b>	<b>0</b>	<b>0</b>	<b>0</b>	<b>0</b>	<b>0</b>	<b>0</b>

## 2023 GAME-BY-GAME REGULAR-SEASON STATISTICS (PANTHERS)

DATE	OPPONENT	P/S	TACKLES							INTERCEPTIONS					O. FUMB			ST				MISC		SCORE			
			TK	S	A	SK	YDS	TFL	YDS	QBH	NO	YDS	LG	TD	PD	FF	FR	TD	YDS	TK	S	A	FF		FR	S	A
09/10	at Falcons																									L	10-24
09/18	Saints																									L	17-20
09/24	at Seahawks																									L	27-37
10/01	Vikings																									L	13-21
10/08	at Lions																									L	24-42
10/15	at Dolphins																									L	21-42
10/29	Texans																									W	15-13
11/05	Colts																									L	13-27
11/09	at Bears																									L	13-16
11/19	Cowboys																									L	10-33
11/26	at Titans																									L	10-17
12/03	at Buccaneers																									L	18-21
<b>2023 TOTALS</b>			<b>0</b>	<b>0</b>	<b>0</b>	<b>0</b>	<b>0</b>	<b>0</b>	<b>0</b>	<b>0</b>	<b>0</b>	<b>0</b>	<b>0</b>	<b>0</b>	<b>0</b>	<b>0</b>	<b>0</b>	<b>0</b>	<b>0</b>	<b>0</b>	<b>0</b>	<b>0</b>	<b>0</b>	<b>0</b>	<b>0</b>	<b>0</b>	<b>1-11</b>





# CURRENT PLAYERS



**CHANDLER  
WOOTEN**

**6'3" // 232**

**AUBURN  
ACWORTH, GA.**

**57**

**LB**

EXPERIENCE (YEARS)

NFL

PANTHERS

**2**

**2**

BIRTHDATE

**4.25.99**

ACQUIRED

**FA-22**

## CHANDLER WOOTEN'S NFL REGULAR SEASON DEFENSIVE STATISTICS

DATE	TEAM	GP	GS	TACKLES							INTERCEPTIONS					O. FUMB			ST			MISC								
				TK	S	A	TFL	YDS	SK	YDS	QBH	NO	YDS	LG	TD	PD	FF	FR	TD	YDS	TK	S	A	FF	FR	S	A			
2022	Cardinals	0	0	0	0	0	0	0	0	0.0	0.0	0	0	0	0	0	0	0	0	0	0	0	0	0	0	0	0			
2022	Panthers	9	0	0	0	0	0	0	0	0.0	0.0	0	0	0	0	0	0	0	0	0	0	0	0	1	0	1	1	0	0	0
2022	TOTAL	9	0	0	0	0	0	0	0	0.0	0.0	0	0	0	0	0	0	0	0	0	0	0	0	1	0	1	1	0	0	0
2023	Panthers	8	0	5	0	5	0	0	0.0	0.0	0	0	0	0	0	0	0	0	0	0	0	0	0	3	2	1	0	1	0	0
<b>NFL TOTALS</b>		<b>17</b>	<b>0</b>	<b>5</b>	<b>0</b>	<b>5</b>	<b>0</b>	<b>0</b>	<b>0.0</b>	<b>0.0</b>	<b>0</b>	<b>0</b>	<b>0</b>	<b>0</b>	<b>0</b>	<b>0</b>	<b>0</b>	<b>0</b>	<b>0</b>	<b>0</b>	<b>0</b>	<b>0</b>	<b>0</b>	<b>4</b>	<b>2</b>	<b>2</b>	<b>1</b>	<b>1</b>	<b>0</b>	<b>0</b>

## 2023 GAME-BY-GAME REGULAR-SEASON STATISTICS (PANTHERS)

DATE	OPPONENT	P/S	TACKLES							INTERCEPTIONS					O. FUMB			ST			MISC						
			TK	S	A	SK	YDS	TFL	YDS	QBH	NO	YDS	LG	TD	PD	FF	FR	TD	YDS	TK	S	A	FF	FR	S	A	W/L/T
09/10	at Falcons	P	0	0	0	0.0	0.0	0	0	0	0	0	0	0	0	0	0	0	0	0	0	0	0	0	0	L	10-24
09/18	Saints	P	0	0	0	0.0	0.0	0	0	0	0	0	0	0	0	0	0	0	0	0	0	0	0	0	0	L	17-20
09/24	at Seahawks	P	0	0	0	0.0	0.0	0	0	0	0	0	0	0	0	0	0	0	2	1	1	0	0	0	0	L	27-37
10/01	Vikings	P	1	0	1	0.0	0.0	0	0	0	0	0	0	0	0	0	0	0	0	0	0	0	0	0	0	L	13-21
10/08	at Lions	P	4	0	4	0.0	0.0	0	0	0	0	0	0	0	0	0	0	0	0	0	0	0	0	0	0	L	24-42
10/15	at Dolphins	P	0	0	0	0.0	0.0	0	0	0	0	0	0	0	0	0	0	0	0	0	0	0	0	0	0	L	21-42
10/29	Texans	P	0	0	0	0.0	0.0	0	0	0	0	0	0	0	0	0	0	0	0	0	0	0	0	0	0	W	15-13
11/05	Colts	P	0	0	0	0.0	0.0	0	0	0	0	0	0	0	0	0	0	0	1	1	0	0	1	0	0	L	13-27
11/09	at Bears																									L	13-16
11/19	Cowboys																									L	10-33
11/26	at Titans																									L	10-17
12/03	at Buccaneers																									L	18-21
<b>2023 TOTALS</b>		<b>8-0</b>	<b>5</b>	<b>0</b>	<b>5</b>	<b>0.0</b>	<b>0.0</b>	<b>0</b>	<b>0</b>	<b>0</b>	<b>0</b>	<b>0</b>	<b>0</b>	<b>0</b>	<b>0</b>	<b>0</b>	<b>0</b>	<b>0</b>	<b>3</b>	<b>2</b>	<b>1</b>	<b>0</b>	<b>1</b>	<b>0</b>	<b>0</b>	<b>1-11</b>	

# CURRENT PLAYERS



**CHRIS WORMLEY**  
 6'5" // 300  
 MICHIGAN  
 TOLEDO, OHIO

**94**  
**DE**

EXPERIENCE (YEARS)

NFL

PANTHERS

6

1

BIRTHDATE

10.25.93

ACQUIRED

FA-23

## CHRIS WORMLEY'S NFL REGULAR SEASON DEFENSIVE STATISTICS

DATE	TEAM	GP	GS	TACKLES							INTERCEPTIONS				O. FUMB			ST			MISC						
				TK	S	A	TFL	YDS	SK	YDS	QBH	NO	YDS	LG	TD	PD	FF	FR	TD	YDS	TK	S	A	FF	FR	S	A
2017	Ravens	7	2	5	5	0	0	0	0.0	0.0	1	0	0	0	0	0	0	0	0	0	0	0	0	0	0	0	0
2018	Ravens	16	6	16	13	3	2	7	1.0	6.0	2	0	0	0	0	5	0	0	0	0	0	0	0	0	0	0	0
2019	Ravens	16	7	33	17	16	2	9	1.5	7.0	6	0	0	0	0	2	0	0	0	0	0	0	0	0	0	0	0
2020	Steelers	13	1	8	3	5	1	9	1.0	9.0	3	0	0	0	0	0	0	0	0	0	0	0	0	0	0	0	0
2021	Steelers	15	14	51	29	22	6	47	7.0	55.5	10	0	0	0	0	3	1	0	0	0	0	0	0	0	0	0	0
2022	Steelers	13	1	29	13	16	3	4	0.5	3.0	1	0	0	0	0	0	1	1	0	0	0	0	0	0	0	0	0
2023	Panthers	2	0	1	0	1	0	0	0.0	0.0	0	0	0	0	0	0	0	0	0	0	0	0	0	0	0	0	0
<b>NFL TOTALS</b>		<b>82</b>	<b>31</b>	<b>143</b>	<b>80</b>	<b>63</b>	<b>14</b>	<b>76</b>	<b>11.0</b>	<b>80.5</b>	<b>23</b>	<b>0</b>	<b>0</b>	<b>0</b>	<b>0</b>	<b>10</b>	<b>2</b>	<b>1</b>	<b>0</b>	<b>0</b>	<b>0</b>	<b>0</b>	<b>0</b>	<b>0</b>	<b>0</b>	<b>0</b>	<b>0</b>

## 2023 GAME-BY-GAME REGULAR-SEASON STATISTICS (PANTHERS)

DATE	OPPONENT	P/S	TACKLES							INTERCEPTIONS				O. FUMB			ST			MISC							
			TK	S	A	SK	YDS	TFL	YDS	QBH	NO	YDS	LG	TD	PD	FF	FR	TD	YDS	TK	S	A	FF	FR	S	A	W/L
09/18	Saints																									L	17-20
09/24	at Seahawks																									L	27-37
10/01	Vikings																									L	13-21
10/08	at Lions																									L	24-42
10/15	at Dolphins																									L	21-42
10/29	Texans																									W	15-13
11/05	Colts																									L	13-27
11/09	at Bears																									L	13-16
11/19	Cowboys																									L	10-33
11/26	at Titans																									L	10-17
12/03	at Buccaneers																									L	18-21
<b>2023 TOTALS</b>			<b>0</b>	<b>0</b>	<b>0</b>	<b>0</b>	<b>0</b>	<b>0</b>	<b>0</b>	<b>0</b>	<b>0</b>	<b>0</b>	<b>0</b>	<b>0</b>	<b>0</b>	<b>0</b>	<b>0</b>	<b>0</b>	<b>0</b>	<b>0</b>	<b>0</b>	<b>0</b>	<b>0</b>	<b>0</b>	<b>0</b>	<b>0</b>	<b>1-10</b>

# CURRENT PLAYERS



**DEREK WRIGHT**  
**6'1" // 195**  
**UTAH STATE**  
**STERLING, UTAH**

83

WR

EXPERIENCE (YEARS)		BIRTHDATE	ACQUIRED
<b>NFL</b>	<b>PANTHERS</b>	<b>8.13.98</b>	<b>FA-22</b>
1	1		

## DEREK WRIGHT'S NFL REGULAR SEASON RUSHING/RECEIVING STATISTICS

DATE	TEAM	RECEIVING							RUSHING				
		GP	GS	NO.	YDS.	AVG.	LG	TD	NO.	YDS.	AVG.	LG	TD
2022	Panthers	0	0	0	0	0.0	0	0	0	0	0.0	0	0
2023	Panthers	0	0	0	0	0.0	0	0	0	0	0.0	0	0
<b>NFL TOTALS</b>		<b>0</b>	<b>0</b>	<b>0</b>	<b>0</b>	<b>0.0</b>	<b>0</b>	<b>0</b>	<b>0</b>	<b>0</b>	<b>0.0</b>	<b>0</b>	<b>0</b>

## 2023 GAME-BY-GAME REGULAR-SEASON STATISTICS (PANTHERS)

DATE	OPPONENT	P/S	RECEIVING						RUSHING					W/L	SCORE
			NO.	YDS.	AVG.	LG	TD	NO.	YDS.	AVG.	LG	TD			
09/10	at Falcons													L	10-24
09/18	Saints													L	17-20
09/24	at Seahawks													L	27-37
10/01	Vikings													L	13-21
10/08	at Lions													L	24-42
10/15	at Dolphins													L	21-42
10/29	Texans													W	15-13
11/05	Colts													L	13-27
11/09	at Bears													L	13-16
11/19	Cowboys													L	10-33
11/26	at Titans													L	10-17
12/03	at Buccaneers													L	18-21
<b>2023 TOTALS</b>		<b>0-0</b>	<b>0</b>	<b>0</b>	<b>0.0</b>	<b>0</b>	<b>0</b>	<b>0</b>	<b>0</b>	<b>0</b>	<b>0.0</b>	<b>0</b>	<b>0</b>	<b>1-11</b>	

# CURRENT PLAYERS



**BRUCE  
YOUNG**

**5'10" // 204**

**ALABAMA**  
PASADENA, CALIF.

9

QB

EXPERIENCE (YEARS)		BIRTHDATE	ACQUIRED
NFL	PANTHERS	<b>7.25.01</b>	<b>D1-23</b>
R	R		

## BRUCE YOUNG'S NFL REGULAR SEASON PASSING STATISTICS

DATE	TEAM	GP	GS	ATT.	CMP.	PCT.	YDS	AVG.	TD	INT.	LG	SK	LST	RATE
2023	Panthers	11	11	381	231	60.6	2,055	5.4	9	9	48	44	341	73.1
<b>TOTALS</b>		<b>11</b>	<b>11</b>	<b>381</b>	<b>231</b>	<b>60.6</b>	<b>2,055</b>	<b>5.4</b>	<b>9</b>	<b>9</b>	<b>48</b>	<b>44</b>	<b>341</b>	<b>73.1</b>

## BRUCE YOUNG'S NFL REGULAR SEASON RUSHING STATISTICS

DATE	TEAM	NO.	YDS.	AVG.	LG	TD
2023	Panthers	25	161	6.4	26	0
<b>TOTALS</b>		<b>25</b>	<b>161</b>	<b>6.4</b>	<b>26</b>	<b>0</b>

## BRUCE YOUNG'S NFL REGULAR SEASON PASSING/RUSHING STATISTICS

DATE	TEAM	GP	GS	PASSING										RUSHING					
				ATT.	CMP.	PCT.	YDS	AVG.	TD	INT.	LG	SK	LST	RATE	NO.	YDS.	AVG.	LG	TD
2023	Panthers	11	11	381	231	60.6	2,055	5.4	9	9	48	44	341	73.1	25	161	6.4	26	0
<b>TOTALS</b>		<b>11</b>	<b>11</b>	<b>381</b>	<b>231</b>	<b>60.6</b>	<b>2,055</b>	<b>5.4</b>	<b>9</b>	<b>9</b>	<b>48</b>	<b>44</b>	<b>341</b>	<b>73.1</b>	<b>25</b>	<b>161</b>	<b>6.4</b>	<b>26</b>	<b>0</b>

## 2023 GAME-BY-GAME REGULAR-SEASON STATISTICS (PANTHERS)

DATE	OPPONENT	P/S	PASSING											RUSHING				SCORE	
			ATT	CMP	YDS	PCT	Y/A	Y/C	TD	INT	LG	SK/YD	RATE	ATT	YDS	LG	TD		W/L
09/10	at Falcons	S	38	20	146	52.6	3.8	7.3	1	2	14	2/19	48.8	3	17	16	0	L	10-24
09/18	Saints	S	33	22	153	66.7	4.6	7.0	1	0	22	4/14	87.1	2	34	26	0	L	17-20
09/24	at Seahawks		ON INACTIVE LIST																
10/01	Vikings	S	32	25	204	78.1	6.4	8.2	0	0	22	5/55	93.2	2	10	6	0	L	13-21
10/08	at Lions	S	41	25	247	61.0	6.0	9.9	3	2	30	1/4	82.1	1	4	4	0	L	24-42
10/15	at Dolphins	S	38	23	217	60.5	5.7	9.4	1	0	27	4/36	85.1	0	0	0	0	L	21-42
10/29	Texans	S	31	22	235	71.0	7.6	10.7	1	0	40	6/55	103.6	4	11	7	0	W	15-13
11/05	Colts	S	39	24	173	61.5	4.4	7.2	1	3	48	4/36	48.3	5	41	13	0	L	13-27
11/09	at Bears	S	38	21	185	55.3	4.9	8.8	0	0	45	3/15	68.4	3	18	8	0	L	13-16
11/19	Cowboys	S	29	16	123	55.2	4.2	7.7	1	1	20	7/46	62.9	2	3	4	0	L	10-33
11/26	at Titans	S	31	18	194	58.1	6.3	10.8	0	0	25	4/32	76.5	3	23	11	0	L	10-17
12/03	at Buccaneers	S	31	15	178	48.4	5.7	11.9	0	1	31	4/29	52.9	0	0	0	0	L	18-21
<b>2023 TOTALS</b>			<b>11-11</b>	<b>381</b>	<b>231</b>	<b>2,055</b>	<b>60.6</b>	<b>5.4</b>	<b>8.9</b>	<b>9</b>	<b>9</b>	<b>48</b>	<b>44/341</b>	<b>73.1</b>	<b>25</b>	<b>161</b>	<b>26</b>	<b>0</b>	<b>1-11</b>

# CURRENT PLAYERS



**CHANDLER  
ZAVALA**

**6'5" // 325**

**NORTH CAROLINA STATE**  
BOYNTON BEACH, FLA.

**62**

**G**

EXPERIENCE (YEARS)		BIRTHDATE	ACQUIRED
<i>NFL</i>	<i>PANTHERS</i>	<b>4.2.99</b>	<b>D4-23</b>
<b>R</b>	<b>R</b>		

## CHANDLER ZAVALA'S NFL REGULAR SEASON STATISTICS

DATE	TEAM	GP	GS
2023	Panthers	10	7
<b>NFL TOTALS</b>		<b>10</b>	<b>7</b>

## 2023 GAME-BY-GAME REGULAR-SEASON STATISTICS (PANTHERS)

DATE	OPPONENT	P/S	W/L	SCORE
09/10	at Falcons	S	L	10-24
09/18	Saints	S	L	17-20
09/24	at Seahawks	S	L	27-37
10/01	Vikings	S	L	13-21
10/08	at Lions	S	L	24-42
10/15	at Dolphins	ON INACTIVE LIST		L 21-42
10/29	Texans	P	W	15-13
11/05	Colts	P	L	13-27
11/09	at Bears	P	L	13-16
11/19	Cowboys	S	L	10-33
11/26	at Titans	S	L	10-17
12/03	at Buccaneers	INJURED RESERVE		L 18-21
<b>2023 TOTALS</b>		<b>10-7</b>	<b>1-11</b>	