

ny

**WEEKLY
RELEASE
WEEK 4**



NEW YORK
GIANTS VS. SAINTS
NEW ORLEANS
SEPTEMBER 30, 2018



NEW YORK
GIANTS

1-2

VS.

NEW ORLEANS
SAINTS

2-1

SUNDAY, SEPTEMBER 30, 2018

4:25 PM ET

METLIFE STADIUM

EAST RUTHERFORD, NJ

CBS

GIANTS VS. SAINTS

The Giants host the Saints this week in their second home game of the 2018 season. Kickoff is scheduled for 4:25 P.M. ET in MetLife Stadium. The game marks the 30th meeting between the two teams, with the Giants leading the series that began in 1967, 16-13. The last time the Giants faced the Saints was on Sept.18, 2016 in MetLife Stadium, when the Giants won, 16-13. A win on Sunday would improve the Giants all-time record vs. the Saints to 17-13, including 13-4 at home.

2018 SCHEDULE

| Date | Opponent | Result | TV |
|-----------|------------------|-----------|----------|
| 9/9 | JACKSONVILLE | 20-15 (L) | FOX |
| 9/16 | at Dallas | 20-13 (L) | NBC |
| 9/23 | at Houston | 27-22 (W) | FOX |
| 9/30 | NEW ORLEANS | 4:25 PM | CBS |
| 10/7 | at Carolina | 1:00 PM* | FOX |
| 10/11 | PHILADELPHIA | 8:20 PM | FOX/NFLN |
| 10/22 | at Atlanta | 8:15 PM | ESPN |
| 10/28 | WASHINGTON | 1:00PM* | FOX |
| 11/4 | BYE WEEK | | |
| 11/12 | at San Francisco | 8:15 PM | ESPN |
| 11/18 | TAMPA BAY | 1:00 PM* | FOX |
| 11/25 | at Philadelphia | 1:00 PM* | FOX |
| 12/2 | CHICAGO | 1:00 PM* | FOX |
| 12/9 | at Washington | 1:00 PM | FOX |
| 12/16 | TENNESSEE | 1:00 PM* | CBS |
| 12/22-23* | at Indianapolis | TBD* | TBD |
| 12/30 | DALLAS | 1:00 PM* | FOX |

*Game Subject to NFL Flex Scheduling
All Times Eastern

NFC EAST STANDINGS

| TEAM | RECORD | HOME | AWAY | PCT. |
|--|--------|------|------|------|
|  Philadelphia Eagles | 2-1 | 2-0 | 0-1 | .667 |
|  Washington Redskins | 2-1 | 1-1 | 1-0 | .667 |
|  Dallas Cowboys | 1-2 | 1-0 | 0-2 | .333 |
|  New York Giants | 1-2 | 0-1 | 1-1 | .333 |

GIANTS-SAINTS BREAKDOWN

Series Meetings: 29

Overall Record: 16-13

Home: 12-4

Away: 4-9

First Game: Giants 27 vs. Saints 21 (10/8/67)

Last Game: Giants 16 vs. Saints 13 (9/18/16)

Giants Shutouts: 0

Saints Shutouts: 0

Giants Total Points: 663

Saints Total Points: 636

Most Points, Giants: 52; Giants 52 vs. Saints 27 (12/9/12)

Most Points, Saints: 52; Saints 52 vs. Giants 49 (11/1/15)

Most Points, Both Teams: 101; Saints 52 vs. Giants 49
(11/1/15)

Fewest Points, Both Teams: 13; Saints 10 at Giants 3 (12/15/84)

BIG BLUE BY THE NUMBERS

350

Eli Manning (342) needs 8 touchdown passes to become 7th player to reach 350 career touchdown passes in NFL history.

343

Manning (342) needs 1 touchdown pass to surpass Pro Football Hall of Famer Fran Tarkenton (342) for 7th-most touchdown passes all-time.

86.2

Manning's completion percentage of 86.2 in Week 3 against Houston was the second highest of his career (87.1 at Miami - 12/14/15).

23

Odell Beckham Jr. (21) needs two 100-yard receiving games to pass Amani Toomer (22) for most 100-yard receiving games in franchise history. With 109 receiving yards in Week 3, Beckham tied Pro Football Hall of Famer Lance Alworth (21) for the most 100-yard receiving games by a player in his first 50 career games.

4

Saquon Barkley aims for his 4th consecutive game with 100+ scrimmage yards. In Week 3, Barkley became the first Giants player to have 100+ scrimmage yards in his first 3 career games.



REGULAR SEASON WEEK 4: GIANTS VS. SAINTS

THIS WEEK'S MEDIA SCHEDULE

Sep. 26 WED

11:05 a.m. — Head Coach Pat Shurmur Available
11:15 a.m.-Noon — Player Interviews
Approx. 3:30 p.m. — Saints Head Coach Sean Payton Conference Call
Approx. 4 p.m. — Saints QB Drew Brees Conference Call

Sep. 27 THURS

11:05 a.m. — DC James Bettcher and OC Mike Shula Available
11:15 a.m.-Noon — Player Interviews
Noon — ST Coordinator Thomas McGaughey Available
1:05 p.m. — 3:00 p.m. — Practice

Sep. 28 FRI

10:30 a.m. — Select Assistant Available
11:05 a.m. — 12:45 p.m. — Practice
12:45 p.m. — Head Coach Pat Shurmur Available
12:55 p.m. — 1:40 p.m. — Player Interviews

Sep. 29 SAT

No Availability

Sep. 30 SUN

4:25 p.m. - Giants vs. Saints

TV BROADCAST

This week's game will be broadcast on CBS. **Jim Nantz** will provide the play-by-play with **Tony Romo** as the analyst. **Tracy Wolfson** will be reporting from the sideline.

Tune into Giants Postgame Live immediately following the game on MSG Network, hosted by **Bob Papa** and **Madelyn Burke**, with analysts **Shaun O'Hara**, **David Diehl**, **Antrel Rolle**, and **Amani Toomer** and reports from **Paul Dottino** and **Howard Cross**.

NATIONAL RADIO BROADCAST

The game will also be broadcast on ESPN Radio's National Broadcast. **Bill Rosinski** will provide the play-by-play with **Bill Polian** as the analyst and **Anita Marks** as the sideline reporter.

GIANTS RADIO NETWORK

This week's Coors Light Giants Game Day pregame show starts at 2:10. on WCBS 880 with **Lance Medow**, **Paul Dottino**, **Jeff Feagles** and **John Schmeelk**. The Giants kick off against the Saints at 4:25 p.m. with **Bob Papa** calling the play-by-play, **Carl Banks** as the analyst, and **Howard Cross** reporting from the sideline.

Tune into the Mercedes Giants Extra Point postgame show right after the final whistle with **Lance Medow**, **Jeff Feagles** and **John Schmeelk**.

GIANTS ON THE WEB

Giants.com is the only place to watch live broadcasts of Head Coach Pat Shurmur's press conferences, player spotlight features and more. Follow @Giants on Twitter, Instagram @nygiants and 'Like' the Giants on Facebook.com/NewYorkGiants. Download the FREE Giants Mobile App to get Giants news on the go 24/7! Signup for the Giants.com E-Newsletter, which features weekly game preview information at Giants.com/Newsletter.

GIANTS VS. SAINTS





Giants:

- Aim to win the NFC East for the first time since 2011.
- Look to improve to 713-612-33 all-time.
- Look to improve to 117-109-5 in September.
- Look to improve to 17-13 all-time vs. the Saints.
- Look to improve to 13-4 all-time at home vs. the Saints. In the 16 previous matchups the Giants outscored the Saints 663-636.
- Look to improve to 7-0 vs. Saints at home during the month of September.
- Look to improve to 25-16 all-time vs. NFC South opponents.
- Aim to win 3rd consecutive home game vs. Saints.
- Aim for 2nd consecutive game holding the Saints under 100 yards rushing.
- Aim for 2nd consecutive game with at least 3.0 sacks.

QB Eli Manning:

- Aims for 3rd consecutive game with at least 275 yards passing.
- Aims for 3rd consecutive game with at least 25 completions.
- Manning's 4,505 completions rank 6th all-time in NFL history and 4th among active players.
- Aims for 3rd consecutive game with at least 1 touchdown pass.
- Aims for 2nd consecutive game completing at least 75% of his passes. Manning's completion percentage of 86.2 in Week 3 was the second highest of his career (87.1 vs. Miami - 12/14/15).
- Aims for 3rd consecutive game with a passer rating of at least 98.0. Manning's passer rating of 132.3 in Week 3 was the 13th time in his career with a passer rating of at least 130.0 and the 10th highest of his career.
- Aims for 3rd consecutive game with at least 350 passing yards vs. the Saints.
- Aims for 3rd consecutive game completing at least 70% of his passes vs. the Saints.
- Looks to improve to 4-4 all-time vs. the Saints.
- Looks to improve to 3-1 at home vs. the Saints.
- Looks to improve to 9-5 all-time at home vs. the NFC South.
- Aims for 5th consecutive season with at least 350 completions.
- Aims for 14th consecutive season with at least 3,000 yards passing.
- Aims for 5th consecutive season with a passer rating of at least 80.0.
- Aims for 5th consecutive season with at least 19 passing touchdowns.
- Needs 8 touchdown passes (342) to become 7th player to reach 350 in NFL history.
- Needs 1 touchdown pass (342) to surpass Pro Football Hall of Famer Fran Tarkenton (342) for 7th most touchdown passes all-time.

WR Odell Beckham Jr.:

- Aims for 50th consecutive game with at least 3 receptions.
- Aims for 2nd consecutive game with at least 100 yards receiving.
- With 109 receiving yards in Week 3, Beckham tied Pro Football Hall of Famer Lance Alworth (21) for the most 100-yard receiving games by a player in his first 50 career games.
- Aims for 3rd consecutive game with at least 8 receptions vs. the Saints. In 2 career games vs. New Orleans Beckham has 16 receptions.
- Needs 305 receiving yards (4,695) to reach 5,000 in his career.
- Needs 13 receptions (337) to reach 350 career receptions. After making his second reception of the game in Week 1, which was the 315th of his career, Beckham set an NFL record for most catches in the first 50 games of a career — Beckham did it in just 48 games. The previous record of 314 was set by Anquan Boldin.
- Needs 31 receptions (337) to surpass former Pro Football Hall of Famer Frank Gifford (367) for 6th all-time in receptions in franchise history. With his 335th reception in Week 3, Beckham surpassed former WR Chris Culloway (334) for 7th all-time.
- Needs 2 touchdown receptions (38) to reach 40 for his career. Beckham's 38 touchdown receptions since 2014 in 50 games are only second to Pittsburgh's Antonio Brown's 46 in 64 games.
- Needs two 100-yard receiving games (21) to pass Amari Toomer (22) for most 100-yard receiving games in franchise history.

WR Sterling Shepard:

- Aims for 2nd consecutive game with at least 100 yards receiving vs. New Orleans.
- Aims for 2nd consecutive game with at least 8 receptions vs. New Orleans.
- Aims for 20th consecutive game with at least 1 reception.
- Aims for 3rd consecutive season with at least 55 receptions.
- Aims for 3rd consecutive season with at least 650 yards receiving and the second player with at least 500 yards three consecutive times in a row since Odell Beckham Jr. (2014-2016).
- Needs 14 receiving yards (1,486) to reach 1,500 for his career.
- Needs 62 receptions (138) to reach 200 for his career.

TE Evan Engram:

- Aims for 14th consecutive game with at least 1 reception.
- Aims for 2nd consecutive game vs. a NFC opponent with at least 7 receptions.
- Aims for 2nd consecutive game vs. a NFC opponent with at least 1 touchdown reception.
- Aims for 2nd consecutive game vs. a NFC South opponent with at least 6 receptions.
- Aims for 2nd consecutive season with at least 60 receptions.
- Aims for 2nd consecutive season with at least 6 touchdowns.
- Aims for 2nd consecutive season with at least 700 yards receiving.

RB Saquon Barkley:

- Aims for 4th consecutive game with 100+ scrimmage yards. In Week 3 Barkley became the first Giants player to have 100+ scrimmage yards in his first 3 games. Barkley also became the first Giants rookie since Odell Beckham Jr. (2014) with 3 consecutive games with 100+ scrimmage yards.

RB Jonathan Stewart:

- Aims for 2nd consecutive game with at least 1 rushing touchdown vs. New Orleans. Stewart's 10 rushing touchdowns against the Saints are the most he has against any team. Stewart has 23 rushing touchdowns against NFC South opponents (New Orleans - 10, Tampa Bay - 8 and Atlanta - 5).

S Landon Collins:

- Needs 2 interceptions (8) to reach 10 for his career.
- Aims for 4th consecutive season with at least 99 tackles.
- Aims for 4th consecutive season with at least 5 passes defended.
- Aims for 3rd consecutive year with at least 2 interceptions.

CB Janoris Jenkins:

- Needs 3 interceptions (17) to reach 20 for his career. Jenkins' 17 interceptions since 2012 rank 4th in the NFC among corners (Richard Sherman - 28, Patrick Peterson - 20, Trumaine Johnson - 18) in that time span.
- Aims for 2nd consecutive season with at least two interceptions returned for touchdowns. Jenkins' 7 scores since 2012 are tied for the most among defensive players in the NFL (Aqib Talib - LA Rams).
- Aims for 3rd consecutive season with at least 3 interceptions.
- Aims for 4th consecutive season with at least 9 passes defended.

LB Olivier Vernon:

- Aims for 6th consecutive season with at least 6.5 sacks.
- Needs 6.0 sacks (44.0) to reach 50.0 for his career.

LB Connor Barwin:

- Needs 5.0 sacks in 2018 to record at least 5.0 for the 6th consecutive season.

DL Damon Harrison:

- Needs 4.5 sacks (5.5) to reach 10.0 for his career.



GIANTS PLAY 60 AT EAST BROOK MIDDLE SCHOOL



On September 18, members of the Giants visited East Brook Middle School in Paramus, NJ for a Play 60 Event to kick off their school year. Fuel Up to Play 60 is an in-school nutrition and physical activity program launched by the National Dairy Council and the NFL, in collaboration with the USDA, to help encourage today's youth to lead healthier lives. The players joined students during their physical education period and led the class in various games and exercises.





GIANTS RIDE-ALONG WITH CAMDEN POLICE

This past June, LB Olivier Vernon, DL Damon Harrison Sr. and G Patrick Omahiah spent a day with the Camden County Police Department, located in southern New Jersey just across the river from Philadelphia. They walked the streets of the neighborhood, toured the state-of-the-art headquarters with Chief John Scott Thomson, heard from local youth, visited a family service organization, and experienced the 360 Use of Force virtual simulator used to train officers.



"I speak to a lot of communities and kids, and when I do that, they're asking me what are the officers doing, the police forces, what are they doing to try to change some of the things that we're seeing or that they promised to change. So if I don't come here and don't sit down with these guys and understand exactly the programs that they're implementing, then how can I go into the communities and tell them to have faith that things are getting changed? So just to sit down with them and get a thorough understanding of what they're doing, I can convey their message back."

- DL Damon Harrison Sr.

The players provided lunch for the Police Department as a way of saying thank you to the officers for their work in the community and their willingness to host them for the day. Following their lunch, Chief Thomson led a tour of the Real Time Tactical Operation Intelligence Center (RT-TOIC). The three Giants, dozens of officers and youth from the community then gathered around a long conference table for an open dialogue.

"It's amazing seeing the dialogue that the law enforcement has with the people that live amongst this neighborhood, and how everybody is just basically working together and how it changed from what I heard a few years ago, how Camden used to be to what it is now. It's like night and day from what I've been told. That's amazing what just little things like that can have a ripple effect and make a big difference amongst everything that's going on. And you can change from one of the most dangerous neighborhoods to now you can walk down the street. You have people out, you have kids playing basketball and football out here, and it's very eye-opening."

- LB Olivier Vernon





BIG BLUE IN THE COMMUNITY

A Giant Difference

Eight months after Hurricane Maria hit Puerto Rico, a group of Giants players visited the island to witness and aid the recovery efforts. Along with the non-profit organization Americares, the Giants lent a helping hand at schools, medical clinics, hospitals -- and of course, on the football field.



 **#FOOTBALLISFAMILY**





BIG BLUE 2018 TEAM CAPTAINS



2018

TEAM CAPTAINS

| OFFENSE | DEFENSE |
|----------------|----------------|
| ELI MANNING | LANDON COLLINS |
| NATE SOLDER | ALEC OGLETREE |
| SPECIAL TEAMS | |
| ZAK DEOSSIE | |
| MICHAEL THOMAS | |

G I A N T S P R I D E

Head Coach Pat Shurmur announced that six players have been selected as captains of the 2018 Giants in a vote by the team's players and coaches.

The 2018 captains:

Offense: Eli Manning and Nate Solder

Defense: Landon Collins and Alec Ogletree

Special Teams: Zak DeOssie and Michael Thomas

This is Manning's 12th consecutive season and DeOssie's eighth as Giants captains. Solder, Ogletree and Thomas are newcomers to the team this season. Ogletree was a captain last year with the Los Angeles Rams.

The captains each of the last two seasons were Manning, DeOssie and Jonathan Casillas, who is no longer with the team. This is the first season in which the Giants will have more than three captains since 2014, when they had five (Manning, DeOssie, Victor Cruz, Antrel Rolle and Jon Beason).

"We feel good about the leadership of our team," Shurmur said. "We feel like the players and coaches have chosen well, and we look forward to having these captains lead us through the 2018 season."



NEW YORK GIANTS

2018 TALE OF THE TAPE

| Giants | | Opponents |
|--------|----------------------|-----------|
| 55 | Points Scored | 62 |
| 53 | First Downs | 54 |
| 19 | 3rd Down Conversions | 12 |
| 958 | Offensive Yards | 1030 |
| 263 | Net Rushing Yards | 334 |
| 695 | Net Passing Yards | 696 |
| 7 | Field Goals | 7 |
| 5 | Touchdowns | 6 |
| 2 | Rushing TDs | 4 |
| 2 | Passing TDs | 1 |
| 0 | PR/KR TDs | 1 |
| 3.0 | Punt Return Avg. | 9.2 |
| 19.3 | KO Return Avg. | 21.5 |
| 4 | Sacks | 12 |

NEW ORLEANS SAINTS



2018 TALE OF THE TAPE

| Saints | | Opponents |
|--------|----------------------|-----------|
| 104 | Points Scored | 103 |
| 76 | First Downs | 66 |
| 14 | 3rd Down Conversions | 16 |
| 1284 | Offensive Yards | 1263 |
| 248 | Net Rushing Yards | 253 |
| 1036 | Net Passing Yards | 1010 |
| 6 | Field Goals | 4 |
| 12 | Touchdowns | 13 |
| 4 | Rushing TDs | 2 |
| 8 | Passing TDs | 10 |
| 0 | PR/KR TDs | 1 |
| 3.2 | Punt Return Avg. | 5.2 |
| 25.7 | KO Return Avg. | 23.6 |
| 6 | Sacks | 5 |

2018 LEADERS

| | | |
|----------------------|---------------------------------|------|
| Scoring: | Aldrick Rosas | 25 |
| Pass Attempts: | Eli Manning | 110 |
| Pass Completions: | Eli Manning | 81 |
| Completion Pct: | Eli Manning | 73.6 |
| Passing Yards: | Eli Manning | 800 |
| Passing TDs: | Eli Manning | 3 |
| Rushing Yards: | Saquon Barkley | 216 |
| Rushing TDs: | Saquon Barkley | 2 |
| Avg. Yards-Per-Rush: | Saquon Barkley | 4.7 |
| Receptions: | Odell Beckham Jr. | 24 |
| Receiving Yards: | Odell Beckham Jr. | 271 |
| Receiving TDs: | E.Engram/S.Shepard | 1 |
| | R.Ellison | |
| Avg. Yards-Per-Rec: | Cody Latimer | 18.7 |
| Tackles: | Alec Ogletree | 18 |
| Sacks: | M.Edwards/B.Hill/ L.Carter | 1.0 |
| Interceptions: | J.Jenkins/A.Ogletree | 1 |
| Punt Returns: | Kaelin Clay | 5 |
| Punt Return Average: | K.Clay/S.Coley/ O.Beckham Jr | 3.0 |
| KO Returns: | Cody Latimer | 4 |
| KO Return Average: | Cody Latimer | 22.3 |
| Punts: | Riley Dixon | 15 |
| Punting Average: | Riley Dixon | 47.0 |

2018 LEADERS

| | | |
|----------------------|-----------------|------|
| Scoring: | Will Lutz | 26 |
| Pass Attempts: | Drew Brees | 129 |
| Pass Completions: | Drew Brees | 104 |
| Completion Pct: | Drew Brees | 80.6 |
| Passing Yards: | Drew Brees | 1078 |
| Passing TDs: | Drew Brees | 8 |
| Rushing Yards: | Alvin Kamara | 141 |
| Rushing TDs: | AKamara/D.Brees | 2 |
| Avg. Yards-Per-Rush: | Ted Ginn Jr. | 12.5 |
| Receptions: | Michael Thomas | 38 |
| Receiving Yards: | Michael Thomas | 398 |
| Receiving TDs: | Michael Thomas | 3 |
| Avg. Yards-Per-Rec: | Tre'Quan Smith | 18.0 |
| Tackles: | Demario Davis | 13 |
| Sacks: | Cameron Jordan | 4.0 |
| Interceptions: | Marcus Williams | 1 |
| Punt Returns: | Alvin Kamara | 3 |
| Punt Return Average: | Alvin Kamara | 5.3 |
| KO Returns: | Tommy Lee Lewis | 4 |
| KO Return Average: | Taysom Hill | 27.8 |
| Punts: | Thomas Morstead | 11 |
| Punting Average: | Thomas Morstead | 48.8 |



REGULAR SEASON VS. SAINTS

Passing

| Player | G | A - C - I | Yards | Pct. | TD | Rtg. |
|-----------|---|-----------|-------|------|----|------|
| E.Manning | 7 | 244-153-5 | 1800 | 62.7 | 15 | 97.0 |

Rushing

| Player | G | Att. | Yds. | Avg. | Long | TD |
|-----------|---|------|------|------|------|----|
| J.Stewart | 2 | 4 | 9 | 2.3 | 4 | 0 |

Receiving

| Player | G | Rec. | Yds. | Avg. | Long | TD |
|-----------|---|------|------|------|------|----|
| O.Beckham | 2 | 16 | 216 | 13.5 | 50+ | 3 |
| S.Shepard | 1 | 8 | 117 | 14.6 | 32 | 0 |

Defensive Line

| Player | G | Total Tack | Sacks | QBH | TFL | FF |
|------------|---|------------|-------|-----|-----|----|
| D.Harrison | 2 | 7 | 0 | 0 | 0 | 0 |
| K.Wynn | 2 | 5 | 0 | 0 | 1 | 0 |

Linebackers

| Player | G | Total Tack | Int. | Sacks | PD | FF |
|------------|---|------------|------|-------|----|----|
| C.Barwin | 3 | 4 | 0 | 0 | 0 | 0 |
| A.Ogletree | 3 | 26 | 0 | 0 | 3 | 0 |
| N.Stupar | 3 | 2 | 0 | 0 | 0 | 0 |
| O.Vernon | 2 | 6 | 0 | 1 | 0 | 0 |

Defensive Backs

| Player | G | Total Tack | Int. | TD | PD | FF |
|-----------|---|------------|------|----|----|----|
| L.Collins | 2 | 15 | 0 | 0 | 0 | 0 |
| J.Jenkins | 2 | 14 | 0 | 0 | 4 | 0 |



GIANTS 16, SAINTS 13 – SEPT. 18, 2016 AT METLIFE STADIUM



STARTING LINEUPS

NEW YORK GIANTS (Head Coach: BEN McADOO)

OFFENSE

WR 13 O.Beckham
LT 74 E.Flowers
LG 67 J.Pugh
C 70 W.Richburg
RG 77 J.Jerry
RT 73 M.Newhouse
TE 84 L.Donnell
QB 10 E.Manning
WR 87 S.Shepard
RB 23 R.Jennings
WR 80 V.Cruz

DEFENSE

LDE 90 J.Pierre-Paul
LDT 98 D.Harrison
RDT 95 J.Hankins
RDE 54 O.Vernon
SLB 59 D.Kennard
MLB 91 K.Sheppard
WLB 52 J.Casillas
LCB 41 D.Rodgers-Cromartie
SS 21 L.Collins
FS 27 D.Thompson
RCB 20 J.Jenkins

NEW ORLEANS SAINTS (Head Coach: SEAN PAYTON)

OFFENSE

WR 83 W.Snead
G 68 T.Lelito
LT 72 T.Armstead
LG 75 A.Peat
C 60 M.Unger
RG 73 J.Evans
RT 64 Z.Strief
TE 86 C.Manhertz
WR 13 M.Thomas
QB 9 D.Brees
RB 22 M.Ingram

DEFENSE

DE 99 P.Kruger
DT 95 T.Davison
DT 90 N.Fairley
DE 94 C.Jordan
WILL 52 C.Robinson
MLB 53 J.Laurinaitis
DB 48 V.Bell
CB 24 S.Moore
SS 32 K.Vaccaro
FS 31 J.Byrd
CB 25 P.Williams

GAME SUMMARY

| | 1 | 2 | 3 | 4 | OT | TOTAL | FG (Made) & Missed |
|--------|---|---|---|----|----|-------|---------------------|
| GIANTS | 0 | 7 | 3 | 6 | 0 | 16 | 53WL (48) (19) (23) |
| SAINTS | 0 | 3 | 0 | 10 | 0 | 13 | 38B (39) (45) |

| TEAM | OTR | TIME | PLAY DESCRIPTION | VISITOR | HOME |
|--------|-----|-------|--|---------|------|
| Giants | 2 | 2:30 | J.Jenkins 65 yd. return of blocked field goal (J.Brown kick) | 0 | 7 |
| Saints | 2 | 0:07 | W.Lutz 39 yd. Field Goal (11-54, 2:23) | 3 | 7 |
| Giants | 3 | 2:46 | J.Brown 48 yd. Field Goal (11-54, 5:58) | 3 | 10 |
| Saints | 4 | 13:45 | W.Snead 17 yd. pass from D.Brees (W.Lutz kick) (9-74, 4:01) | 10 | 10 |
| Giants | 4 | 8:46 | J.Brown 19 yd. Field Goal (11-74, 4:59) | 10 | 13 |
| Saints | 4 | 2:54 | W.Lutz 45 yd. Field Goal (8-47, 3:13) | 13 | 13 |
| Giants | 4 | 0:00 | J.Brown 23 yd. Field Goal (11-70, 2:54) | 13 | 16 |

OFFICIALS - Referee: Gene Steratore (114), Umpire: Bill Schuster (89), Line Judge: Gary Arthur (108), Side Judge: Bob Waggoner (25), Field Judge: Mike Weatherford (116), Back Judge: Dino Paganelli (105), Replay Official: Paul Weidner

TEAM STATISTICS

| | GIANTS | SAINTS |
|----------------------|---------|---------|
| First Downs | 22 | 16 |
| Third Down Eff. | 7-15 | 3-13 |
| Fourth Down Eff. | 0-1 | 0-0 |
| Total Net Yards | 417 | 288 |
| Net Rushing Yards | 64 | 41 |
| Net Passing Yards | 353 | 247 |
| Att-Comp-INT | 41-32-0 | 44-29-0 |
| Penalties-Yards Lost | 3-25 | 7-76 |
| Fumbles (Total-Lost) | 3-3 | 0-0 |
| FG (Made-Attempted) | 3-4 | 2-3 |
| Safeties | 0 | 0 |
| Final Score | 16 | 13 |
| Time of Possession | 34:07 | 25:53 |

INDIVIDUAL STATISTICS

GIANTS

| Passing | Att | Cmp | Yds | TD | IN | LG |
|------------|-----|-----|------|------|----|----|
| E.Manning | 41 | 32 | 368 | 0 | 0 | 40 |
| Rushing | Att | Yds | Avg | Lg | TD | |
| S.Vereen | 14 | 42 | 3.0 | 9 | 0 | |
| R.Jennings | 13 | 27 | 2.1 | 7 | 0 | |
| O.Darkwa | 1 | -1 | -1.0 | -1 | 0 | |
| E.Manning | 4 | -4 | -1.0 | -1 | 0 | |
| Receiving | Tar | Rec | Yds | Avg | LG | TD |
| S.Shepard | 8 | 8 | 117 | 14.6 | 32 | 0 |
| O.Beckham | 11 | 8 | 86 | 10.8 | 17 | 0 |
| V.Cruz | 8 | 4 | 91 | 22.8 | 40 | 0 |
| L.Donnell | 5 | 4 | 24 | 6.0 | 12 | 0 |
| S.Vereen | 3 | 3 | 24 | 8.0 | 12 | 0 |
| R.Jennings | 2 | 2 | 13 | 6.5 | 7 | 0 |
| W.Tye | 3 | 2 | 10 | 5.0 | 5 | 0 |
| O.Darkwa | 1 | 1 | 3 | 3.0 | 3 | 0 |

SAINTS

| Passing | Att | Cmp | Yds | TD | IN | LG |
|-------------|-----|-----|-----|------|----|----|
| D.Brees | 44 | 29 | 263 | 1 | 0 | 23 |
| Rushing | Att | Yds | Avg | Lg | TD | |
| M.Ingram | 9 | 30 | 3.3 | 9 | 0 | |
| T.Hightower | 3 | 9 | 3.0 | 6 | 0 | |
| J.Kuhn | 1 | 2 | 2.0 | 2 | 0 | |
| Receiving | Tar | Rec | Yds | Avg | LG | TD |
| B.Cooks | 9 | 7 | 68 | 9.7 | 18 | 0 |
| W.Snead | 8 | 5 | 54 | 10.8 | 17 | 1 |
| M.Thomas | 5 | 4 | 56 | 14.0 | 23 | 0 |
| M.Ingram | 4 | 4 | 17 | 4.3 | 13 | 1 |
| C.Fleener | 8 | 2 | 29 | 14.5 | 21 | 0 |
| T.Cadet | 3 | 2 | 17 | 8.5 | 10 | 0 |
| B.Coleman | 4 | 2 | 15 | 7.5 | 10 | 0 |
| J.Kuhn | 2 | 2 | 8 | 4.0 | 5 | 0 |
| T.Lewis | 1 | 1 | -1 | -1.0 | -1 | 0 |



GIANTS COACHES RECORDS

GIANTS HEAD COACHES' RECORDS

| Coach | Seasons | REGULAR SEASON | | | T | Pct |
|-------------------|---------|----------------|-----|-----|----|------|
| | | Years | W | L | | |
| Robert Folwell | 1925 | 1 | 8 | 4 | 0 | .667 |
| Joseph Alexander | 1926 | 1 | 8 | 4 | 1 | .667 |
| Earl Potteiger | 1927-28 | 2 | 15 | 8 | 3 | .635 |
| LeRoy Andrews* | 1929-30 | 2 | 24 | 5 | 1 | .817 |
| Benny Friedman | 1930 | 1 | 2 | 0 | 0 | .333 |
| Steve Owen | 1930-53 | 23 | 153 | 100 | 17 | .598 |
| Jim Lee Howell | 1954-60 | 7 | 53 | 27 | 4 | .655 |
| Allie Sherman | 1961-68 | 8 | 57 | 51 | 4 | .527 |
| Alex Webster | 1969-73 | 5 | 29 | 40 | 1 | .421 |
| Bill Arnsparger # | 1974-76 | 3 | 7 | 28 | 0 | .200 |
| John McVay | 1976-78 | 3 | 14 | 23 | 0 | .378 |
| Ray Perkins | 1979-82 | 4 | 23 | 34 | 0 | .404 |
| Bill Parcells | 1983-90 | 8 | 77 | 49 | 1 | .610 |
| Ray Handley | 1991-92 | 2 | 14 | 18 | 0 | .438 |
| Dan Reeves | 1993-96 | 4 | 31 | 33 | 0 | .484 |
| Jim Fassel | 1997-03 | 7 | 58 | 53 | 1 | .522 |
| Tom Coughlin | 2004-15 | 12 | 102 | 90 | 0 | .531 |
| Ben McAdoo + | 2016-17 | 2 | 13 | 15 | 0 | .464 |
| Steve Spagnuolo | 2017 | 1 | 1 | 1 | 0 | .500 |
| Pat Shurmur | 2018 | 1 | 1 | 2 | 0 | .333 |

* Andrews was replaced by Friedman and Owen after 15 games in 1930.

Arnsparger was replaced by McVay after seven games in 1976.

+ McAdoo was replaced by Spagnuolo after 12 games in 2017.

POSTSEASON

| Coach | G | Seasons | W | L | T | Pct |
|----------------|----|---------|---|---|---|------|
| Steve Owen | 10 | 1930-53 | 2 | 2 | 0 | .200 |
| Jim Lee Howell | 4 | 1954-60 | 2 | 2 | 0 | .500 |
| Allie Sherman | 3 | 1961-68 | 0 | 3 | 0 | .000 |
| Ray Perkins | 3 | 1979-82 | 1 | 3 | 0 | .500 |
| Bill Parcells | 11 | 1983-90 | 8 | 3 | 0 | .727 |
| Dan Reeves | 2 | 1993-96 | 1 | 1 | 0 | .500 |
| Jim Fassel | 5 | 1997-03 | 2 | 3 | 0 | .400 |
| Tom Coughlin | 11 | 2004-15 | 8 | 3 | 0 | .727 |
| Ben McAdoo | 1 | 2016-17 | 0 | 1 | 0 | .000 |

PRESEASON

| Coach | G | Seasons | W | L | T | Pct |
|-----------------|----|---------|----|----|---|------|
| Jim Lee Howell | 5 | 1954-60 | 1 | 3 | 1 | .300 |
| Allie Sherman | 37 | 1961-68 | 14 | 22 | 1 | .392 |
| Alex Webster | 29 | 1969-73 | 11 | 16 | 2 | .414 |
| Bill Arnsparger | 18 | 1974-76 | 10 | 8 | 0 | .555 |
| John McVay | 10 | 1976-78 | 3 | 7 | 0 | .300 |
| Ray Perkins | 16 | 1979-82 | 5 | 11 | 0 | .313 |
| Bill Parcells | 33 | 1983-90 | 27 | 6 | 0 | .818 |
| Ray Handley | 8 | 1991-92 | 4 | 4 | 0 | .500 |
| Dan Reeves | 17 | 1993-96 | 7 | 10 | 0 | .412 |
| Jim Fassel | 29 | 1997-03 | 9 | 20 | 0 | .310 |
| Tom Coughlin | 49 | 2004-15 | 26 | 23 | 0 | .531 |
| Ben McAdoo | 8 | 2016-17 | 4 | 4 | 0 | .500 |
| Pat Shurmur | 4 | 2018 | 2 | 2 | 0 | .500 |

OPENING DAY GAMES

| Coach | G | Seasons | W | L | T | Pct |
|------------------|----|---------|----|---|---|-------|
| Robert Folwell | 1 | 1925 | 0 | 1 | 0 | .000 |
| Joseph Alexander | 1 | 1926 | 1 | 0 | 0 | 1.000 |
| Earl Potteiger | 2 | 1927-28 | 2 | 0 | 0 | 1.000 |
| LeRoy Andrews | 2 | 1929-30 | 0 | 0 | 1 | .750 |
| Steve Owen | 23 | 1930-53 | 13 | 7 | 3 | .630 |
| Jim Lee Howell | 7 | 1954-60 | 5 | 2 | 0 | .714 |
| Allie Sherman | 8 | 1961-68 | 3 | 4 | 1 | .438 |
| Alex Webster | 8 | 1969-73 | 3 | 2 | 0 | .600 |
| Bill Arnsparger | 3 | 1974-76 | 1 | 2 | 0 | .333 |
| John McVay | 2 | 1976-78 | 2 | 0 | 0 | 1.000 |
| Ray Perkins | 4 | 1979-82 | 1 | 3 | 0 | .250 |
| Bill Parcells | 8 | 1983-90 | 5 | 3 | 0 | .625 |
| Ray Handley | 2 | 1991-92 | 1 | 3 | 0 | .500 |
| Dan Reeves | 4 | 1993-96 | 2 | 2 | 0 | .500 |
| Jim Fassel | 7 | 1997-03 | 5 | 2 | 0 | .714 |
| Tom Coughlin | 12 | 2004-15 | 4 | 8 | 0 | .333 |
| Ben McAdoo | 2 | 2016-17 | 1 | 1 | 0 | .500 |
| Pat Shurmur | 1 | 2018 | 0 | 1 | 0 | .000 |

HEAD COACH PAT SHURMUR

Pat Shurmur was named the 18th head coach in Giants history on January 22, 2018. A 20-year NFL coaching veteran, Shurmur joined the Giants after a two-year stint with the Minnesota Vikings, including the last 27 games as offensive coordinator. In 2017, he was named the NFL Assistant Coach of the Year by the Pro Football Writers Association. This is the second head coaching assignment for Shurmur, who led the Cleveland Browns from 2011-12. Shurmur has been a part of teams that have qualified for nine postseason berths, won seven division titles, and advanced to one Super Bowl (he was on the Eagles' staff when they played in Super Bowl XXXIX vs. New England to cap the 2004 season).

In 2017 the Vikings were one of four teams with an NFL-best 13-3 record and won the NFC North division title. Minnesota finished 10th in the NFL in scoring (23.9 points per game), 11th in total yardage (356.9 yards per game), and seventh in rushing yardage (122.3 yards per average) under Shurmur's tutelage.

"Pat has an outstanding track record in developing young players, and it is clear his players respond to his guidance and direction. We feel like Pat, with his vision and experience, is the right person to lead our team."

- Giants co-owners **JOHN MARA** and **STEVE TISCH**

A native of Dearborn Heights, MI, Shurmur was a four-year letterman at Michigan State as a center, earning All-Big Ten conference honors and All-America honorable mention accolades as a senior in 1987. He earned a master's degree in financial administration and was the first-ever graduate student football player at Michigan State.

GET TO KNOW

COACH SHURMUR

MY FAVORITE SPORTS UNIFORM, OTHER THAN MY OWN, IS:
DETROIT TIGERS

MY MOST MEMORABLE FOOTBALL MOMENT IS:
SEVEN HEAVEN!

MY FAVORITE COLLEGE TOWN IS:
EAST LANSING, MI [MICHIGAN STATE]

AS A CHILD, THE NFL TEAM I FOLLOWED WAS:
DETROIT LIONS

THE PERSON WHO HAS INFLUENCED ME THE MOST IS:
MY FATHER, DR. JOSEPH SHURMUR
(WHO PASSED AWAY IN 1996 AT THE AGE OF 54)

IF I WASN'T COACHING, I WOULD BE:
FISHING

MY FAVORITE ATHLETE AS A CHILD WAS:
HANK AARON





PAT SHURMUR

HEAD COACH

- Pat Shurmur was named the 18th head coach in Giants history on Jan. 22, 2018.
- A 20-year NFL coaching veteran, Shurmur joined the Giants after a two-year stint with the Minnesota Vikings, including the last 27 games as offensive coordinator. In 2017, he was named the NFL Assistant Coach of the Year by the Pro Football Writers Association.
- This is the second head coaching assignment for Shurmur, who led the Cleveland Browns from 2011-12.



MIKE SHULA

OFFENSIVE COORDINATOR

- Mike Shula is in his first season as the Giants' offensive coordinator.
- Shula is a 31-year coaching veteran. This is his 27th season as an NFL assistant, and he also served four years as the head coach at the University of Alabama. Shula spent the previous seven seasons with the Carolina Panthers, including the last five as offensive coordinator.



JAMES BETTCHER

DEFENSIVE COORDINATOR

- James Bettcher is in his first season as the Giants' defensive coordinator.
- Bettcher comes to the Giants after five seasons with the Arizona Cardinals, the last three as defensive coordinator. In those three years, the Cards' defense was consistently among the NFL's best in yardage allowed, ranking fifth in 2015 (321.7), second in 2016 (305.2) and sixth in 2017 (310.9). Arizona was also one of the league's most effective run-stopping units each season, finishing, respectively, sixth (91.3), ninth (94.9), and sixth again (89.6).



THOMAS MCGAUGHEY

SPECIAL TEAMS COORDINATOR

- This season, Thomas McGaughey begins his second stint with the Giants and his first as the team's special teams coordinator. He has previously been a coordinator for three other NFL teams.
- McGaughey was the Giants' assistant special teams coach from 2007-10. Before rejoining the Giants, he was most recently the Carolina Panthers' special teams coordinator for two seasons. Initially hired as Carolina's assistant special teams coach in February of 2016, McGaughey was named special teams coordinator six months later when the late Bruce DeHaven transitioned to the role of senior advisor to special teams.



LOU ANARUMO

DEFENSIVE BACKS COACH

• Lou Anarumo is in his first season as the Giants' defensive backs coach, a position he held the previous six years with the Miami Dolphins.

• In 2017, strong safety Reshad Jones led the Dolphins with 122 tackles and was selected as a starter on the AFC Pro Bowl team. Cornerback Xavier Howard was one of 25 NFL players with at least four interceptions, including one he returned 30 yards for a touchdown.



ANTHONY BLEVINS

ASSISTANT SPECIAL TEAMS COACH

• Anthony Blevins is in his first season as the Giants' assistant special teams coach. He spent the previous five years as a coaching assistant/special teams with the Arizona Cardinals.

• During his time with the Cardinals, Blevins helped special teamer Justin Bethel get selected to three consecutive Pro Bowls (2013-15) after leading the team in special teams tackles each season. Kicker Chandler Catanzaro tied the NFL record for the most consecutive field goals to begin a career (17) and established a franchise rookie record with 114 points in 2014.



BOBBY BLICK

DEFENSIVE ASSISTANT

• Bobby Blick is in his second season as the Giants' defensive assistant.

• Blick came to the Giants from the Army West Point Football staff, where he was the director of player personnel in 2016. Prior his arrival at West Point, Blick served as special teams coordinator and director of recruiting at Samford University in Birmingham, Alabama.



JOE DANOS

**PERFORMANCE MANAGER /
ASSISTANT STRENGTH & CONDITIONING COACH**

• Joe Danos is in his sixth season as the Giants' performance manager and assistant strength and conditioning coach.

• Danos came to the Giants from Florida State University, where he spent three seasons as an assistant strength and conditioning coach with the football team. Danos joined the Seminoles' staff in January 2010, following head strength and conditioning coach Vic Vitoria from Southern Methodist University, where he spent the previous three years (2007-09) serving as his top assistant.



GARY EMANUEL

DEFENSIVE LINE COACH

- Gary Emanuel, a 37-year coaching veteran, is in his first season as the Giants' defensive line coach.
- Emanuel spent the previous six seasons as the defensive line coach of the Indianapolis Colts. In 2017, Emanuel's group which included former Giants tackle Johnathan Hankins, who recorded 44 tackles and two sacks.



HAL HUNTER

OFFENSIVE LINE COACH

- Hal Hunter, who has 35 years of coaching experience on the collegiate and professional levels, is in his first season as the Giants' offensive line coach.
- Hunter's most recent NFL coaching stint was as the Cleveland Browns' offensive line coach in 2016, when left tackle Joe Thomas was selected to the last of his 10 consecutive Pro Bowls.



CRAIG JOHNSON

RUNNING BACKS COACH

- Craig Johnson is in his fifth season as the Giants' running backs coach, his 19th coaching in the NFL, and his 35th as a football coach.
- In 2017, Johnson was instrumental in the development of Wayne Gallman. A fourth-round draft choice, Gallman finished second on the team with 476 rushing yards, and fifth with 34 receptions.



ROB LEONARD

ASSISTANT LINEBACKERS COACH

- Rob Leonard is in his sixth season on the Giants' coaching staff, and his first as the team's assistant linebackers coach.
- Leonard was the team's assistant defensive line coach in 2017. He spent his first four seasons with the Giants as a defensive assistant.



BILL MCGOVERN

LINEBACKERS COACH

• Bill McGovern, who has more than three decades of coaching experience, is in his third season as the Giants' linebackers coach, and his sixth year in the NFL.

• In 2017, he helped develop young backers B.J. Goodson and Calvin Munson, who together accounted for 108 tackles despite missing a combined 11 games because of injuries. In 2016, the linebackers contributed significantly to the NFL's most-improved defense. Jonathan Casillas, voted the Giants' defensive captain by his teammates, finished second on the team with 92 tackles (59 solo).



PRATIK PATEL

**DIRECTOR OF PERFORMANCE NUTRITION/
ASSISTANT STRENGTH AND CONDITIONING COACH**

• Pratik Patel is in his second season as the Giant's Director of Performance Nutrition/Assistant Strength and Conditioning Coach.

• Patel came to the Giants from the University of Oregon, where he was the Athletic Department's Director of Sports Nutrition since October 2014. Patel's job was to develop and direct the Sports Nutrition Department and manage the daily nutrition needs for 18 athletic teams and sports.



TOM QUINN

ASSISTANT SPECIAL TEAMS

• Tom Quinn is in his 13th consecutive season as a member of the Giants' coaching staff. This year he is an assistant special teams coach, the position he held in his first season with the team in 2006. In 2007, Quinn became the Giants' special teams coordinator, a position he held through the 2017 season.



RYAN ROEDER

QUALITY CONTROL/OFFENSE

• Ryan Roeder is in his sixth season as the Giants' offensive assistant coach.

• Roeder came to the Giants from Princeton University, where he served as tight ends coach and directed the kickoff return and punt return units. In 2012, he helped tight end Mark Hayes earn All-Ivy League honors.



TYKE TOLBERT

WIDE RECEIVERS COACH

- Tyke Tolbert, a 15-year NFL coaching veteran in his first season coaching the Giants' wide receivers, a position he previously held with Arizona, Buffalo, Carolina, and Denver.
- Tolbert spent the previous seven years with the Broncos, who won Super Bowl 50 in February 2016.



DESHEA TOWNSEND

ASSISTANT DEFENSIVE BACKS COACH

- Deshea Townsend, a former 13-year NFL players, is in his first season as the Giants' assistant defensive backs coach and his fifth season as an NFL coach. Townsend spent the previous two years as the Tennessee Titans' secondary backs coach.
- Townsend won two Super Bowls (XL and XLIII) as a player with the Steelers.



LUNDA WELLS

TIGHT ENDS COACH

- Lunda Wells is in his seventh season on the Giants' coaching staff and his first as the team's tight ends coach.
- Wells spent the previous five seasons as the team's assistant offensive line coach, first under Pat Flaherty and then Mike Solari. In 2017, Wells helped tutor a line that was constantly in transition. The Giants used 10 different starting combinations, their highest single-season total since the 1970 merger. That was the NFL's third-highest total in 2017 behind Detroit and Green Bay, which each used 11.



AARON WELLMAN

STRENGTH & CONDITIONING COACH

- Aaron Wellman is in his third season as the Giants' strength and conditioning coach and third in the NFL following a 20-year career at the Division I collegiate level.
- When he arrived in 2016, Wellman significantly changed the Giants' offseason and in-season training regimens, and the result was a substantial decrease in the number of season-ending injuries suffered by Giants players.



BEN WILKERSON

ASSISTANT OFFENSIVE LINE COACH

- Ben Wilkerson is in his first season as the Giants' assistant offensive line coach, the same position he held the previous three seasons for the Chicago Bears.
- Wilkerson helped coach an offensive line that paved the way for Jordan Howard to rush for 2,435 yards and 15 touchdowns in the 2016-17 seasons. Last year, the Bears ranked 11th in the NFL with a 4.2-yard average per carry.



This offseason, the Giants actively participated in the NFL's free agency signing period. Notable acquisitions include LB **Alec Ogletree** (acquired via trade), RB **Jonathan Stewart**, and LT **Nate Solder**. All three players are expected to contribute immediately this season.

LB ALEC OGLETREE



Originally a 1st-round (30th pick overall) draft choice by the St. Louis Rams in 2013, veteran linebacker **Alec Ogletree** was traded to the Giants on March 14, 2018 for 4th and 6th-round draft picks. Ogletree has started all 67 regular-season games in which he's played, missing only four games in 2015 due to an ankle injury. He had 155 tackles as a rookie, 169 the following season, 171 in 2016, and 95 last year. In his career, Ogletree has totaled 645 tackles (475 solo), 5.5 sacks, 6 interceptions (including 2 returned for touchdowns), 43 passes defended, 13 forced fumbles and 2 fumble recoveries.

QUOTABLE: "He gives us our defensive quarterback. He was a two-time captain with the Rams, voted on by his teammates. He's a leader, and that's very important to us."

- GENERAL MANAGER **DAVE GETTLEMAN**

Originally a first-round (17th pick overall) draft choice by the New England Patriots in 2011, the Giants signed left tackle **Nate Solder** as a free agent on March 15, 2018. Solder has played in 98 regular-season games with 95 starts - 81 at left tackle, 11 at right tackle, and 3 as a tackle-eligible tight end. He also started all 16 postseason games in which he's played, including the last 13 at left tackle. Solder served as a pillar on an offense that is annually one of the NFL's most prolific, and helped protect the blind side of future Hall of Fame quarterback Tom Brady.

QUOTABLE: "He's really interested in the full process of football - from training, to playing, to recovery - everything involved with the game. That's why he's a true pro."

- HEAD COACH **PAT SHURMUR**

T NATE SOLDER



RB JONATHAN STEWART



Originally a first-round (13th pick overall) draft choice by the Carolina Panthers in 2008, veteran running back **Jonathan Stewart** was signed as a free agent by the Giants on March 14, 2018. Stewart has played in 131 regular-season games with 64 starts, also starting in 6 of his 7 postseason game appearances. Stewart is Carolina's career rushing leader with 7,318 yards and 1,699 carries. His 51 rushing touchdowns rank 2nd in team history behind quarterback Cam Newton's 54, and his 58 total scores are 2nd to wide receiver Steve Smith's 75. Entering his 11th year in the NFL and a 2015 Pro Bowler, Stewart adds experience and leadership to a young group of Giants running backs.

QUOTABLE: "Jonathan Stewart is a great running back and has been doing it for a long time. I ask him a lot of questions and get to see what he's seeing, and come in and try it the next play."

- RUNNING BACK **SAQUON BARKLEY**



2018 DRAFT CLASS

RB SAQUON BARKLEY



With the No. 2 pick in the 2018 NFL Draft, the Giants selected Penn State running back **Saquon Barkley**. Barkley finished his collegiate career with 671 rushing attempts for 3,843 yards (5.7-yard avg.) and 43 touchdowns, averaging 101.1 yards per game on the ground. Barkley finished his career as Penn State's all-time leader in rushing touchdowns (43) and total touchdowns (53), and capped his career as the school's career all-purpose yards leader (5,538). Barkley became the only player in school history and just the 4th in the Big Ten to gain 3,000 rushing and 1,000 receiving yards in a career.

QUOTABLE: "He's very smart; he gets it in a lot of ways and I think that's a great place to start. He's super talented, and the third part that's stuck out to me is that he embraces work. The mind is always looking for a way out and he doesn't."

- HEAD COACH **PAT SHURMUR**

With the No. 34 pick in the 2018 NFL Draft, the Giants selected standout guard **Will Hernandez** from the University of Texas-El Paso. A four-year starter, Hernandez was named to the AP All-America 2nd team in both 2016 and 2017, becoming the first UTEP player to receive back-to-back AP All-America honors. Hernandez was the first UTEP offensive lineman since 2009 to be named to the All-Conference USA first team, as well as the first ever selected to first-team all-conference in consecutive seasons. In Hernandez's 4 seasons, the Miners allowed 1.47 sacks per game, including one or no sacks in 27 games, and zero sacks in 12 contests.

G WILL HERNANDEZ



QUOTABLE: "One of the great gifts you can get in the draft is when value meets need. We had a solid first-round grade on Will. We're thrilled to get him. He's exactly what we're looking for. He's a power broker. He's tough. He finishes strong."

- GENERAL MANAGER **DAVE GETTELMAN**

LB LORENZO CARTER



With the No. 66 pick in the 2018 NFL Draft, the New York Giants selected outside linebacker **Lorenzo Carter** from Georgia. Carter played in 54 games with 26 starts at Georgia, totaling 165 tackles (82 solo), 14.0 sacks, 20.5 tackles for losses, 7 forced fumbles, 6 fumble recoveries (including 1 he returned for a touchdown), and 54 quarterback pressures. His 14.0 sacks tied him with Mo Lewis (1987-90) for 15th place in school history. In his senior campaign, Carter was named the SEC Defensive Player of the Week after posting 7 tackles, 1.0 sack, 2 forced fumbles and 2 fumble recoveries at Notre Dame.

QUOTABLE: "Who doesn't want to draft a kid that has 58,000 sacks? What you have to appreciate is his unseen production. If he is flying off the edge, he is creating pressure."

- GENERAL MANAGER **DAVE GETTELMAN**



2018 DRAFT CLASS

DL B.J. HILL



With the 69th pick in the 2018 NFL Draft, the Giants selected defensive tackle **B.J. Hill** from North Carolina State. At his time at NC State, Hill played in 51 games with 44 starts, totaling 187 tackles (80 solo), 26.5 tackles for losses, 9.0 sacks, 2 forced fumbles, 2 fumble recoveries, 11 quarterback pressures, and 10 pass breakups. He started all 13 games during his senior year, and earned the team's Bo Rein Award for vital contribution in an unsung role.

QUOTABLE: "B.J. Hill is the counterpart to Will Hernandez on the other side of the line. He's tough, gritty and we're excited to have him."

- HEAD COACH **PAT SHURMUR**

With the 108th pick in the 2018 NFL Draft, the Giants selected quarterback **Kyle Lauletta** from the University of Richmond. Lauletta played in 40 games for Richmond from 2013-2017, having redshirted the 2014 season. He completed 758 of 1,194 passes (63.5%) for 10,465 yards, 73 touchdowns, and 35 interceptions. Lauletta's career average of 8.8 yards per attempt led all FCS players, and his 758 pass completions rank 8th in Colonial Athletic Association history.

QUOTABLE: "He's got all the stuff — he's tough, he's not shy in the pocket, he's got pocket presence, patience and feel, which, again, those are instinctive things that you can't teach."

- GENERAL MANAGER **DAVE GETTLEMAN**

QB KYLE LAULETTA



DL RJ MCINTOSH



With the 139th pick in the 2018 NFL Draft, the Giants selected defensive tackle **RJ McIntosh** from North Carolina State. In three seasons, McIntosh played in 31 games with 26 starts. In his 2017 junior campaign, McIntosh started all 13 games and was named 2nd-team All-ACC, leading Miami with 12.5 tackles for loss. He finished his career with 103 tackles (51 solo), 23 tackles for losses, and 5.5 sacks.

QUOTABLE: "He's tough to block. He's good against the run, he's kind of a little bit sneaky getting his pass rush, so we'll get a little pass rush out of him as well. He was a very, very productive guy."

- HEAD COACH **PAT SHURMUR**

CB SAM BEAL

In the third round of the 2018 NFL Supplemental Draft, the Giants selected cornerback **Sam Beal** from Western Michigan. A two-year starter, Beal was named to the 2nd-team All-MAC Defense in 2017. In 10 games last season, Beal tallied two interceptions while collecting 22 total tackles. Beal also had the lowest passer rating in the MAC on balls thrown his way at 35.2.

QUOTABLE: "We just feel it gives us a really talented young kid with the ability to ascend."

- GENERAL MANAGER **DAVE GETTLEMAN**





CONNECTIONS

Giants connections to the Saints:

CB **B.W. Webb** spent one season with the Saints (2016); DB **Kamrin Moore** was originally a 2018 sixth-round draft choice by the Saints; LB **Nate Stupar** spent two seasons with the Saints (2016-17).

Giants connections to Louisiana:

QB **Eli Manning** is a native of New Orleans; WR **Odell Beckham Jr.** is from New Orleans and attended Louisiana State University in Baton Rouge (2011-13); WR **Russell Shepard** also attended LSU (2009-12); S **Landon Collins** hails from Geismar; DT **Damon Harrison Sr.** is from Westlake; Special teams coordinator **Thomas McGaughey** served as special teams coordinator/defensive assistant at LSU (2011-13); Wide receivers coach **Tyke Tolbert** attended LSU, where he was a three-year letterman at wide receiver... As a coach, Tolbert served as a graduate assistant at LSU (1994), graduate assistant (1994) and tight ends coach at Northeast Louisiana (1995-97), and wide receivers coach/recruiting coordinator at Louisiana-Lafayette (1999-01) in Lafayette; Tight ends coach **Lunda Wells** served as an offensive line assistant (2008-90) and assistant special teams/assistant to the head coach (2010-11) at LSU; Offensive line coach **Hal Hunter** served as offensive line coach (1995-98) and assistant/interim head coach (1999) at LSU; Assistant offensive line coach **Ben Wilkerson** was an offensive lineman for the LSU Tigers (2001-04) and later coached for his alma mater as a graduate assistant (2010) and offensive administrative assistant (2011).

Saints connections to the Giants:

Head Coach **Sean Peyton** served as the quarterbacks coach (1999) and offensive coordinator (2000-02) with the Giants; Assistant head coach/tight ends coach **Dan Campbell** played for the Giants (1999-2002); Linebackers coach **Mike Nolan** served as a defensive coordinator (1993-96) for the Giants; Senior defensive assistant **Peter Giunta** was the secondary/cornerbacks coach for the Giants for eight years (2006-2014).

Saints connections to New Jersey/New York:

Assistant offensive line coach **Brendan Nugent** is from White Plains, N.Y.; RB **Mark Ingram II** is from Hackensack, N.J.; WR **Keith Kirkwood** is from Neptune City, N.J.

College Connections:

CB **Curtis Riley** (2013-14) and Saints WR **Tyler Davison** (2013-14) were teammates at Fresno State; TE **Evan Engram** (2013-16) was teammates with Saints DT **Woodrow Hamilton V** (2012-15) at Mississippi; CB **Eli Apple** (2013-15) was teammates with Saints WR **Michael**

ROSTER FACTS

Oldest Giants Player: QB Eli Manning, 37

Youngest Giants Player: RB Saquon Barkley, 21

Heaviest Giants Player: DL Damon Harrison Sr., 355 lbs.

Lightest Giants Player: CB Donte Deayon, 159 lbs.

Tallest Giants Player: T Nate Solder, 6'8

Shortest Giants Player: CB Donte Deayon, 5'9

Most Seasons with the Giants: QB Eli Manning, 15th season

Most NFL Seasons: QB Eli Manning, 15th season

College with the most Giants (4): Miami (FL) - LB Ray-Ray Armstrong, WR Stacy Coley, T Ereck Flowers and LB Olivier Vernon

Former 1st round picks (9): CB Eli Apple (Giants-2016), RB Saquon Barkley (Giants-2018), WR Odell Beckham Jr. (Giants-2014), TE Evan Engram (Giants-2017), T Ereck Flowers (Giants-2015), QB Eli Manning (Chargers-2004), LB Alec Ogletree (Rams-2013), T Nate Solder (Patriots-2011), RB Jonathan Stewart (Panthers-2008)

Players with Super Bowl Rings (4): LS Zak DeOssie (2), WR Cody Latimer, QB Eli Manning (2), T Nate Solder (2)

PRONUNCIATION GUIDE

SAQUON Barkley (SAY-quaan)

KAEILN Clay (KAY-lynn)

DONTE DEAYON (DON-tay DEE-on)

Zak **DEOSSIE** (Dee-OSSY)

Cody **LATIMER** (LATT-imer)

Kyle **LAULETTA** (Law-LETTA)

Patrick **OMAMEH** (Oh-MA-may)

ELIJHAA Penny (e-LIE-juh)

Spencer **PULLEY** (Pull-lee)

Scott **SIMONSON** (CY-monson)

Nate **STUPAR** (STEW-par)

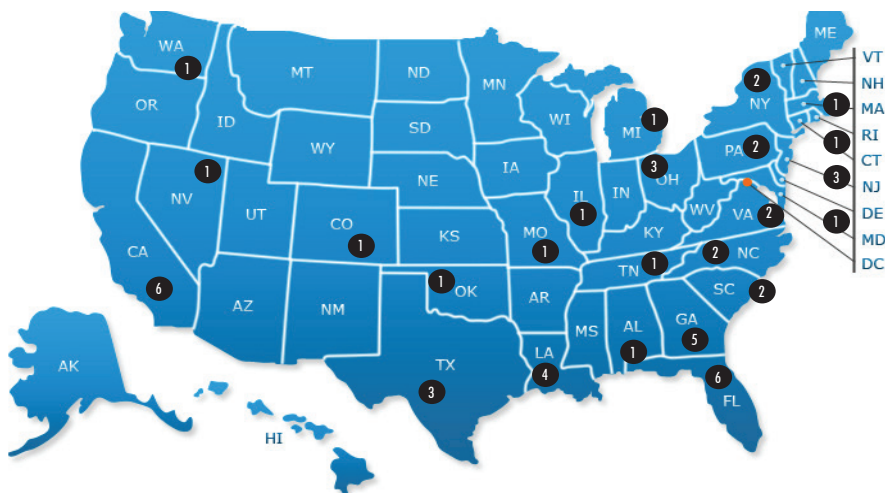
Alex **TANNEY** (TAN-nee)

OLIVIER Vernon (Oh-liv-E-A)



GIANT STATE OF MIND

HOMETOWN HEROES: The Giants players represent 24 of the 50 United States. Below is a breakdown.



ALABAMA [1]

Tae Davis – Oxford

CALIFORNIA [6]

Kaelin Clay - Long Beach
Donte Deayon - Fontana
Rhett Ellison - Mountain View
Elijhaa Penny - Norwalk
Aldrick Rosas - Orland
Chad Wheeler - Santa Monica

COLORADO [1]

Nate Solder - Denver

CONNECTICUT [1]

John Jenkins - Meriden

FLORIDA [6]

Ray-Ray Armstrong - Sanford
Stacy Coley - Pompano Beach
Ereck Flowers - Miami
Janoris Jenkins - Pahokee
Curtis Riley - Orlando
Olivier Vernon - Miami

GEORGIA [5]

Lorenzo Carter - Norcross
Evan Engram - Powder Springs
Wayne Gallman Jr. - Loganville
Alec Ogletree - Newman
Dalvin Tomlinson - McDonough

ILLINOIS [1]

Alex Tanney - Lexington

LOUISIANA [4]

Odell Beckham Jr. - New Orleans
Landon Collins - Geismar
Damon Harrison Sr. - Westlake
Eli Manning - New Orleans

MASSACHUSETTS [1]

Zak DeOssie - North Andover

MICHIGAN [1]

Connor Barwin - Southfield

MISSISSIPPI [1]

Mario Edwards Jr. - Gautier

MARYLAND [1]

Kamrin Moore - District Heights

MISSOURI [1]

Mike Jordan - Hazelwood

NEW JERSEY [3]

Eli Apple - Voorhees
Sean Chandler - Camden
Scott Simonson - Red Bank

NEW YORK [2]

Saquon Barkley - Bronx
Riley Dixon - Oneida

NEVADA [1]

Will Hernandez - Las Vegas

NORTH CAROLINA [2]

B.J. Hill - Oakboro
Kareem Martin - Roanoke Rapids

OHIO [3]

John Greco - Youngstown
Cody Latimer - Dayton
Patrick O'Connell - Columbus

OKLAHOMA [1]

Sterling Shepard - Oklahoma City

PENNSYLVANIA [2]

Kyle Lauletta - Exton
Nate Stupar - State College

SOUTH CAROLINA [2]

B.J. Goodson - Lamar
Antonio Hamilton - Johnston

TENNESSEE [1]

Spencer Pulley - Memphis

TEXAS [3]

Evan Brown - Dallas
Russell Shepard - Houston
Michael Thomas - Houston

VIRGINIA [2]

B.W. Webb - Newport News
Kerry Wynn - Louisa

WASHINGTON [1]

Jonathan Stewart - Fort Lewis



On Eli Manning's accuracy against Houston....

"I think he did what you'd expect a quarterback to do, and he did it at a high level against a pretty good pass rush. He did what quarterbacks should do. Complete a lot of passes and got us in the end zone twice."

- Head Coach Pat Shurmur

On how you improve as a team and as a coach....

"I think anything you have issues with, it all starts in the meeting room. We go in and we continue to grind out the tape. Continue to correct in the meeting room. I know that's not a flashy answer, but that's the truth. There's a process to getting things right, and you follow the process. That's go in the meeting room, continue to correct it, continue to talk about it, go on the practice field, walk it thru, go out and execute it in practice. Come in and watch that tape of it, and you do that day-in and day-out. That's how you get better. That's how you get better as a player. That's how you improve as a coach. That's how your scheme improves, and ultimately, that's how you play better on Sundays."

- Defensive Coordinator James Bettcher

On building chemistry as an offense....

"I think it's making a conscious effort for us to come together as an offense and as a team, and just to play better football. Just play at a higher level than we have been, and that's really it, to keep it simple, it's just about bringing that effort, that energy every day to practice; but, more importantly, on Sundays and get it going as a group. "

- WR Odell Beckham Jr.

On getting off to a fast start defensively...

"Coming out fast, that's about it. It's really just hitting the guys in the mouth that's across the ball from us, honestly. Playing tough on defense. We have the guys, we know what we have to do. We show it throughout the game. We just have to do it once the first snap hits. "

- S Landon Collins

On receivers constantly getting open...

"I have a phrase in my room that I tell guys: keep playing hard, keep getting open, you will get the ball, because everybody has a job to do and you can't snap the ball yourself, you can't block yourself, you can't throw the ball yourself. You can't do everything, so all you have to do is your job, keep getting open and we will find you the ball. "

- Wide Receivers Coach Tyke Tolbert

On how his style of plays fits so well in this defense....

"This defense is a very attacking defense, very aggressive, and D-linemen love that. Me personally, I try to make sure I'm always around the ball. When you're around the ball, good things tend to happen. Just running around and trying to make stuff happen. I'm having fun with the defense. I love it so far. "

- DL Kerry Wynn

On how much of a confidence boost for this team can getting the win against the Texans be...

"Yeah, like Coach (Pat Shurmur) said we've become an almost team, we've been close on a few things and today put it together. It was good to see us start fast and have a dominant first half and then also finish the game at the end. We needed a drive to go finish it and we were able to do that. That was nice to see."

- QB Eli Manning



COACHING COMPARISON



PAT SHURMUR

NFL Record: 11-25 (Overall)

NFL Head Coach: 3rd Year



Pat Shurmur was named the 18th head coach in Giants history on January 22, 2018.

A 20-year NFL coaching veteran, Shurmur joined the Giants after a two-year stint with the Minnesota Vikings, including the last 27 games as Offensive Coordinator. In 2017, he was named the NFL Assistant Coach of the Year by the Pro Football Writers Association.

Shurmur has been a part of teams that have qualified for nine postseason berths, won seven division titles, and advanced to one Super Bowl (he was on the Eagles' staff when they played in Super Bowl XXXIX vs. New England to cap the 2004 season).

In 2017, the Vikings were one of four teams with an NFL-best 13-3 record and won the NFC North Championship.

Prior to his arrival in Minnesota, Shurmur spent three seasons as the Offensive Coordinator of the Philadelphia Eagles, his second stint with the club. In his first season in Philly, the Eagles set franchise records in points (442), total net yards (6,676), touchdowns (53), passing yards (4,406) and fewest turnovers (19) en route to an NFC East title.

Before joining the Eagles, Shurmur was the Browns' Head Coach from 2011-2012, the first head coaching opportunity of his career. Shurmur took over in Cleveland after two seasons as the Offensive Coordinator of the St. Louis Rams (2009-2010). The first overall selection in the 2010 NFL Draft, quarterback Sam Bradford was named NFL Offensive Rookie of the Year after setting league rookie records for completions (354) and attempts (590), while his 3,512 passing yards were the second-most by a rookie in history at the time.

Shurmur's NFL coaching career began in Philadelphia, where he was an Eagles assistant for 10 seasons under Andy Reid (1999-2008). He served as the team's quarterbacks coach from 2002-2008 and helped develop Donovan McNabb into a three-time Pro Bowler during his tenure.

In his first three seasons in Philadelphia (1999-2001), Shurmur was the Eagles' tight ends coach, and helped develop Chad Lewis, who was selected to three Pro Bowls.



SEAN PAYTON

NFL Record: 107-72 (Overall)

NFL Head Coach: 12th Year



Since he was hired as head coach of the New Orleans Saints in 2006, Sean Payton has established himself as one of the most successful coaches in the NFL. Payton has led the Saints to six playoff berths, four NFC South division titles and in 2009 captured the franchise's first World Championship with a 31-17 win over the Indianapolis Colts in Super Bowl XLIV.

Payton has a 114-77 overall record (.675), including a 7-5 postseason mark (.583) after the franchise had won only one playoff game prior to his arrival. Payton holds the club's top win total and winning percentage for a head coach.

Payton's presided over the NFL's most prolific offense since his arrival, leading the league in net yards per game in 2006, 2008, 2009, 2011, 2014 and 2016, and finishing first in scoring in 2008 and 2009. These are the only six times the Saints have led the NFL in offense.

Ranking in the top ten offensively every season since Payton arrived, the Saints have the third-longest streak (12 seasons) in the NFL since the 1970 AFL-NFL merger. He has also sent a total of 44 selections to the Pro Bowl and earned the honor of coaching the NFC squad following the 2006 and 2017 seasons.

Payton was hired as the 14th head coach in Saints history on Jan. 18, 2006 after serving as a member of the Dallas Cowboys coaching staff from 2003-05 under 2013 Pro Football Hall of Fame inductee Bill Parcells.

Payton went to Dallas following four years with the New York Giants (1999-2002), the last three as offensive coordinator after spending his first season as quarterbacks coach. He solidified his reputation as one of the game's brightest offensive minds in his first full season as coordinator, when the Giants captured the NFC title and went to Super Bowl XXXV.

Payton was first assigned play-calling duties prior to a game against the New York Jets on Dec. 5, 1999. Appointed the offensive coordinator the following season, over the next three years the Giants passing attack continually improved, ranking 13th in the NFL in 2000, tied for eighth in 2001 and sixth in 2002.

PAT SHURMUR

11-25

0-0

1

3

0-0

Overall Record

Career Head-to-Head RS (PS)

Years as Team's Head Coach

Years as NFL Head Coach

RS Record vs. Opponent (PS)

SEAN PAYTON

107-72

0-0

12

12

4-1



ELI BY THE NUMBERS

MANNING AND THE SUPER BOWL

- Manning is 1 of 21 quarterbacks to win a Super Bowl without losing one.
- Manning is 1 of 12 quarterbacks to win at least 2 Super Bowls.
- Manning is 1 of 8 quarterbacks taken with the 1st overall selection in the NFL Draft to start a Super Bowl. The others are Terry Bradshaw (4-0 in Super Bowls), Jim Plunkett (2-0), John Elway (2-3), Troy Aikman (3-0), Drew Bledsoe (0-1), Peyton Manning (2-2), and Cam Newton (0-1). The former No. 1 choices are 15-7 in Super Bowls.
- Manning is 1 of 6 quarterbacks with at least 100 victories and 2 Super Bowl triumphs with the same team, joining Terry Bradshaw, Brady, Elway, Joe Montana, and Ben Roethlisberger.

MANNING AND THE NUMBER 15:

Manning became the fourth player in the 94-season history of the Giants to play 15 years with the team:

- 15 Eli Manning (2004-18)
- 15 Michael Strahan (1993-07)
- 15 Phil Simms (1979-93)
- 15 Mel Hein (1931-45)
- 14 George Martin (1975-88)
- 14 Joe Morrison (1959-72)
- 14 Charlie Conerly (1948-61)

MANNING'S 342 REGULAR-SEASON TOUCHDOWN PASSES BY QUARTERS:

First: 65
Second: 106
Third: 64
Fourth: 106
Overtime: 1

ELI BY THE YARDS

MANNING THREW FOR HIS 10,000TH YARD
NOV. 18, 2007 (51ST GAME)

MANNING THREW FOR HIS 20,000TH YARD
OCT. 17, 2010 (95TH GAME)

MANNING THREW FOR HIS 30,000TH YARD
NOV. 4, 2012 (130TH GAME)

MANNING THREW FOR HIS 40,000TH YARD
SEPT. 20, 2015 (171ST GAME)

MANNING THREW FOR HIS 50,000TH YARD
NOV. 5, 2017 (209TH GAME)

MANNING RUSHED THE BALL FOR THE 300TH TIME
SEPT. 16, 2018 (218TH GAME)

MANNING'S REGULAR-SEA- SON TOUCHDOWN PASSES BY LENGTH:

| | |
|-------------|-----|
| 1-9 Yards | 149 |
| 10-19 Yards | 68 |
| 20-29 Yards | 48 |
| 30-39 Yards | 28 |
| 40-49 Yards | 10 |
| 50-59 Yards | 8 |
| 60-69 Yards | 13 |
| 70-79 Yards | 11 |
| 80-89 Yards | 5 |
| 90-99 Yards | 2 |

LONGEST STREAKS OF CONSECUTIVE GAMES STARTED SINCE 1970

| | |
|-----------------|-----|
| Brett Favre | 297 |
| Bruce Matthews | 229 |
| Will Shields | 223 |
| Ronde Barber | 215 |
| London Fletcher | 215 |
| Eli Manning | 210 |
| Derrick Brooks | 208 |
| Peyton Manning | 208 |



MANNING

2018 is Manning's 15th season with the organization. He is the 4th player in Giants history to play 15 seasons for the team. The chart below shows where Manning ranks in franchise history.

| PLAYER | No. |
|---|-----|
| 1. ELI MANNING (2004-2018) | 15 |
| 1. MEL HEIN (1931-45)..... | 15 |
| 1. PHIL SIMMS (1979-93)..... | 15 |
| 1. MICHAEL STRAHAM (1999-07)..... | 15 |
| 5. GEORGE MARTIN (1975-88)..... | 14 |

THE MONEY DOWN

On third down this season, Manning has the most completions and passing yards, and the second-highest passer rating among NFL quarterbacks.

CURRENT NFL THIRD-DOWN PASSING LEADERS THROUGH WEEK 3 OF 2018 SEASON

| PLAYER | ATT. | COMP. | YARDS. | PASSER RTG. |
|-----------------------|------|-------|--------|-------------|
| 1. RYAN FITZPATRICK | 25 | 17 | 272 | 143.7 |
| 2. ELI MANNING | 32 | 26 | 311 | 128.0 |
| 3. PATRICK MAHOMES | 17 | 11 | 129 | 127.2 |
| 4. JOE FLACCO | 28 | 17 | 186 | 116.1 |
| 5. SAM DARNOLD | 24 | 14 | 205 | 114.1 |

THE COMPLETE PACKAGE

Since entering the league in 2004, Manning ranks third in completions in the NFL. The chart below shows where Manning ranks among the league leaders.

THE MOST COMPLETIONS IN NFL SINCE 2004

| PLAYER | COMP. |
|-----------------------------|-------|
| 1. DREW Brees (SD/NO) | 5,747 |
| 2. TOM BRADY (NE) | 4,724 |
| 3. ELI MANNING (NYG) | 4,505 |
| 4. BEN ROETHLISBERGER (PIT) | 4,256 |
| 5. PHILIP RIVERS (LAC) | 4,228 |



MOVING ON UP

In Week 9 of the 2017 season vs. the Rams, Manning surpassed 50,000 passing yards in his career, only the 7th quarterback in NFL history to achieve that feat. He joined his brother, Peyton Manning, Brett Favre, Drew Brees, Tom Brady, Dan Marino and John Elway in the 50,000 club. In Week 16 of the 2017 season vs. Arizona, Manning passed Elway to move into 6th place on the all-time yardage list. The chart below shows where Manning ranks among players who have thrown for 50,000 yards.

| PLAYER | No. |
|------------------------------|--------|
| 1. PEYTON MANNING..... | 71,940 |
| 2. BRETT FAVRE..... | 71,838 |
| 3. DREW Brees*..... | 71,523 |
| 4. TOM BRADY*..... | 66,803 |
| 5. DAN MARINO..... | 61,361 |
| 6. ELI MANNING* | 52,482 |
| 7. JOHN ELWAY..... | 51,475 |
| 8. BEN ROETHLISBERGER*..... | 51,852 |
| 9. PHILIP RIVERS*..... | 51,254 |

*ACTIVE

NOT SLOWING DOWN

Since entering the league in 2004, Manning ranks fifth in first downs in the NFL. The chart below shows where Manning stacks up among other quarterbacks in the league since 2004.

THE MOST FIRST DOWNS IN NFL QB SINCE 2004

| PLAYER | FIRST DOWNS. |
|-----------------------------|--------------|
| 1. DREW Brees (SD/NO) | 3,203 |
| 2. TOM BRADY (NE) | 2,813 |
| 5. BEN ROETHLISBERGER (PIT) | 2,545 |
| 4. PHILIP RIVERS (LAC) | 2,522 |
| 3. ELI MANNING (NYG) | 2,469 |





FACE OF THE FRANCHISE

Manning owns the Giants franchise records in all of the major passing categories. The charts below shows the top Giants quarterbacks in attempts, completions, passing yards, touchdowns, interceptions and most 300-yard games.

MOST ATTEMPTS IN FRANCHISE HISTORY

| | |
|-----------------------------|-------|
| 1. ELI MANNING | 7,506 |
| 2. PHIL SIMMS | 4,647 |
| 3. CHARLIE CONERLY | 2,833 |
| 4. KERRY COLLINS | 2,473 |
| 5. FRAN TARKENTON | 1,898 |

MOST COMPLETIONS IN FRANCHISE HISTORY

| | |
|-----------------------------|-------|
| 1. ELI MANNING | 4,505 |
| 2. PHIL SIMMS | 2,576 |
| 3. KERRY COLLINS | 1,447 |
| 4. CHARLIE CONERLY | 1,418 |
| 5. FRAN TARKENTON | 1,069 |

MOST PASSING YARDS IN FRANCHISE HISTORY

| | |
|-----------------------------|--------|
| 1. ELI MANNING | 52,482 |
| 2. PHIL SIMMS | 33,462 |
| 3. CHARLIE CONERLY | 19,488 |
| 4. KERRY COLLINS | 16,875 |
| 5. FRAN TARKENTON | 13,905 |

MOST TD PASSES IN FRANCHISE HISTORY

| | |
|-----------------------------|-----|
| 1. ELI MANNING | 342 |
| 2. PHIL SIMMS | 199 |
| 3. CHARLIE CONERLY | 173 |
| 4. FRAN TARKENTON | 103 |
| 5. Y.A. TITTLE | 96 |

MOST INTERCEPTIONS IN FRANCHISE HISTORY

| | |
|-----------------------------|-----|
| 1. ELI MANNING | 229 |
| 2. CHARLIE CONERLY | 167 |
| 3. PHIL SIMMS | 157 |
| 4. FRAN TARKENTON | 72 |
| 5. KERRY COLLINS | 70 |

MOST 300-YARD GAMES IN FRANCHISE HISTORY

| | |
|-----------------------------|----|
| 1. ELI MANNING | 45 |
| 2. PHIL SIMMS | 21 |
| 3. KERRY COLLINS | 17 |
| 4. Y.A. TITTLE | 9 |



AIRING IT OUT

Manning is one of 12 quarterbacks in NFL history to throw 300 completions of 25+ yards. Among active quarterbacks, Manning is currently tied for 5th with 392 completions of 25+ yards.

THE MOST COMPLETIONS FOR 25+ YARDS AMONG ACTIVE NFL QUARTERBACKS

| PLAYER | 25+ |
|-----------------------------|-----|
| 1. DREW BREES (SD/NO) | 538 |
| 2. TOM BRADY (NE) | 503 |
| 3. BEN ROETHLISBERGER (PIT) | 404 |
| 4. PHILIP RIVERS (LAC) | 394 |
| 5. ELI MANNING (NYG) | 392 |

YOU CAN COUNT ON ME

With 112 regular-season victories, Manning has the 4th-most wins among active quarterbacks. Manning also ranks 6th among active QBs with 8 postseason wins.

THE MOST REGULAR-SEASON VICTORIES AMONG ACTIVE NFL QUARTERBACKS

| PLAYER | WINS |
|-----------------------------|------|
| 1. TOM BRADY (NE) | 196 |
| 2. DREW BREES (NO) | 143 |
| 3. BEN ROETHLISBERGER (PIT) | 136 |
| 4. ELI MANNING (NYG) | 112 |
| 5. PHILLIP RIVERS (LAC) | 107 |

3,000 IS THE NORM

In Week 15 of the 2017 season vs. Philadelphia, Manning surpassed 3,000 passing yards for the 13th consecutive season. That ties Manning with his brother, Peyton, for the third longest streak in NFL history.

| PLAYER | CONSECUTIVE YEARS |
|------------------------|-------------------|
| 1. BRETT FAVRE | 18 (1992-2009) |
| 2. DREW BREES | 14 (2004-PRESENT) |
| 3. ELI MANNING | 13 (2005-PRESENT) |
| T3. PEYTON MANNING | 13 (1998-2010) |
| T5. PHILIP RIVERS | 12 (2006-PRESENT) |
| T5. BEN ROETHLISBERGER | 12 (2006-PRESENT) |



THE BEST OF THE BEST

Manning's 342 career touchdown passes are tied for seventh on the all-time list. He is tied with Giants great Fran Tarkenton, and nine behind Chargers quarterback Philip Rivers for sixth all-time. Manning also ranks fourth among active quarterbacks.

NFL's CAREER PASSING TD LEADERS

| PLAYER | TDs |
|-------------------------------|------------|
| 1. PEYTON MANNING..... | 539 |
| 2. BRETT FAVRE..... | 508 |
| 3. DREW BREES* | 496 |
| 4. TOM BRADY* | 494 |
| 5. DAN MARINO | 420 |
| 6. PHILIP RIVERS* | 350 |
| 17. ELI MANNING* | 342 |
| T7. FRAN TARKENTON | 342 |
| 9. BEN ROETHLISBERGER* | 336 |
| 10. AARON RODGERS* | 319 |

*ACTIVE

NFL's ACTIVE PASSING TD LEADERS

| PLAYER | TDs |
|-----------------------------|------------|
| 1. DREW BREES | 496 |
| 2. TOM BRADY | 494 |
| 3. PHILIP RIVERS | 350 |
| 4. ELI MANNING | 342 |
| 5. BEN ROETHLISBERGER | 336 |
| 6. AARON RODGERS | 319 |
| 7. MATT RYAN | 267 |
| 8. MATTHEW STAFFORD | 222 |
| 9. JOE FLACCO | 206 |
| 10. ALEX SMITH | 187 |



THE ALL-TIME CLUB

Manning is in 6th place on the NFL's all-time completions list. He currently has thrown 4,505 completions. The chart below shows where Manning stands on the all-time list.

NFL's CAREER PASSING COMPLETIONS LIST

| PLAYER | No. |
|------------------------------|--------------|
| 1. DREW BREES* | 6,326 |
| 2. BRETT FAVRE..... | 6,300 |
| 3. PEYTON MANNING..... | 6,125 |
| 4. TOM BRADY* | 5,693 |
| 5. DAN MARINO | 4,967 |
| 6. ELI MANNING* | 4,505 |
| 7. BEN ROETHLISBERGER* | 4,256 |
| 8. PHILIP RIVERS* | 4,246 |
| 9. JOHN ELWAY | 4,123 |
| 10. WARREN MOON | 3,988 |
| 11. CARSON PALMER..... | 3,941 |
| 12. DREW BLEDSOE..... | 3,839 |
| 13. VINNY TESTAVERDE..... | 3,787 |
| 14. FRAN TARKENTON | 3,686 |
| 15. MATT RYAN* | 3,700 |

*ACTIVE

In Week 16 of 2017 vs. Arizona, Manning passed Hall of Famer John Elway to move into 6th place on the NFL's all-time career passing yards list. He has 52,482 passing yards. The chart below shows where Manning stands on the all-time list.

NFL's CAREER PASSING YARDS LIST

| PLAYER | No. |
|------------------------------|---------------|
| 1. PEYTON MANNING..... | 71,940 |
| 2. BRETT FAVRE..... | 71,838 |
| 3. DREW BREES* | 71,523 |
| 4. TOM BRADY* | 66,803 |
| 5. DAN MARINO | 61,361 |
| 6. ELI MANNING* | 52,482 |
| 7. BEN ROETHLISBERGER* | 52,205 |
| 8. JOHN ELWAY | 51,475 |
| 9. PHILIP RIVERS* | 51,254 |
| 10. WARREN MOON | 49,325 |
| 11. FRAN TARKENTON | 47,003 |
| 12. CARSON PALMER..... | 46,247 |
| 13. VINNY TESTAVERDE..... | 46,233 |
| 14. DREW BLEDSOE..... | 44,611 |
| 15. DAN FOUTS | 43,040 |

*ACTIVE



THE COMEBACK KID

Manning is tied for 7th in NFL history with 35 game-winning drives (tied for 4th on the active list). Since 2015, Manning ranks 3rd with nine 4th-quarter comebacks. Below is a chart that shows where Manning ranks on the all-time and active lists for 4th-quarter comebacks by a quarterback.

MOST GAME-WINNING DRIVES IN REGULAR SEASON
NFL HISTORY

| PLAYER | 4QC | YEARS |
|------------------------|-----|--------------|
| 1. PEYTON MANNING | 45 | 1998-2015 |
| 2. DREW BREES* | 43 | 2001-PRESENT |
| 3. TOM BRADY* | 42 | 2000-PRESENT |
| 4. BEN ROETHLISBERGER* | 39 | 2004-PRESENT |
| 5. DAN MARINO | 36 | 1983-1999 |
| 6. JOHN ELWAY | 35 | 1983-1998 |
| T7. Eli MANNING* | 35 | 2004-PRESENT |
| T7. CARSON PALMER | 35 | 2003-2017 |
| T7. MATT RYAN* | 35 | 2008-PRESENT |
| 10. JOE MONTANA | 31 | 1979-1994 |

*ACTIVE

MOST GAME-WINNING DRIVES IN REGULAR SEASON
ACTIVE PLAYERS

| PLAYER | TEAM | 4QC |
|-----------------------|-------|-----|
| 1. DREW BREES | SD/NO | 43 |
| 2. TOM BRADY | NE | 42 |
| 3. BEN ROETHLISBERGER | PIT | 39 |
| T4. Eli MANNING | NYG | 35 |
| T4. MATT RYAN | ATL | 35 |

MOST 4TH QUARTER/OT COMEBACKS
SINCE 2015

| PLAYER | TEAM | 4QC |
|---------------------|------|-----|
| 1. MATTHEW STAFFORD | DET | 13 |
| 2. DEREK CARR | OAK | 11 |
| 3. Eli MANNING | NYG | 9 |



MANNING'S FAVORITE TARGETS

Below is the breakdown of all the receivers who have caught touchdown passes from Manning in his career.

| PLAYER | No. |
|------------------------|--------|
| ODELL BECKHAM JR. | 38 TDs |
| PLAXICO BURRESS..... | 36 TDs |
| HAKEEM NICKS | 31 TDs |
| VICTOR CRUZ..... | 26 TDs |
| MARIO MANNINGHAM..... | 21 TDs |
| RUEBEN RANDLE | 20 TDs |
| AMANI TOOMER..... | 20 TDs |
| JEREMY SHOCKEY | 19 TDs |
| KEVIN BOSS..... | 18 TDs |
| STEVE SMITH..... | 11 TDs |
| STERLING SHEPARD | 11 TDs |
| LARRY DONNELL | 9 TDs |
| EVAN ENGRAM | 7 TDs |
| DOMENIK HIXON | 6 TDs |
| DWAYNE HARRIS | 5 TDs |
| MARTELLUS BENNETT..... | 5 TDs |
| 7 WITH..... | 4 TDs |
| 6 WITH..... | 3 TDs |
| 8 WITH..... | 2 TDs |
| 12 WITH | 1 TD |





IRON GIANT

Manning played in his 217th game as a Giant on Sept. 9, 2018 against Jacksonville, passing Michael Strahan for the most regular season games played in Giants history. The chart below shows the top 5 players for most regular season games played as a Giant.

MOST REGULAR SEASON GAMES PLAYED FOR THE GIANTS (All-Time)

| PLAYER | GAMES | YEARS |
|-----------------------|------------|---------------------|
| 1. ELI MANNING | 219 | 2004-PRESENT |
| 2. MICHAEL STRAHAN | 216 | 1999-2007 |
| 3. HOWARD CROSS | 207 | 1989-2001 |
| 4. GEORGE MARTIN | 201 | 1975-1988 |
| 5. AMANI TOOMER | 190 | 1996-2008 |

MINIMUM OF 3 TDs

Manning is currently in the top 5 for the most games throwing 4+ and 3+ touchdowns passes among active players. The charts below show where Eli ranks among the top 5 for both categories.

MOST 4+ TD GAMES ACTIVE PLAYERS

| PLAYER | TEAM | GAMES |
|-----------------------|------------|-----------|
| 1. DREW BREES | SD/NO | 31 |
| 2. TOM BRADY | NE | 28 |
| 3. AARON RODGERS | GB | 21 |
| 4. ELI MANNING | NYG | 14 |
| 5. BEN ROETHLISBERGER | PIT | 13 |

MOST 3+ TD GAMES ACTIVE PLAYERS

| PLAYER | TEAM | GAMES |
|-----------------------|------------|-----------|
| 1. AARON RODGERS | GB | 84 |
| 2. TOM BRADY | NE | 77 |
| 3. DREW BREES | NO | 58 |
| 4. PHILIP RIVERS | LAC | 50 |
| 5. ELI MANNING | NYG | 47 |



COMPLETION % BY SEASON

Through Week 3, Manning has a 73.6 completion percentage. His career-best for a single-season is 63.1 in 2014.

ELI MANNING'S YEAR-BY-YEAR COMP. PERCENTAGE

| YEAR | COMP % |
|------|--------|
| 2004 | .48.2% |
| 2005 | .52.8% |
| 2006 | .57.7% |
| 2007 | .56.1% |
| 2008 | .60.3% |
| 2009 | .62.3% |
| 2010 | .62.9% |
| 2011 | .61.0% |
| 2012 | .59.9% |
| 2013 | .57.5% |
| 2014 | .63.1% |
| 2015 | .62.6% |
| 2016 | .63.0% |
| 2017 | .61.6% |
| 2018 | .73.6% |

MANNING QUICK NOTES

Manning's passer rating of 132.3 Week 3 at Houston was the ninth highest single-game passer rating of his career, and the highest in three seasons. Below is a chart of Manning top 10 highest single-game passer rating performances.

| DATE | OPPONENT | ATT | CMP | YDS | TD | RTG | RESULT |
|-----------------|-------------------|-----------|-----------|------------|----------|--------------|----------|
| 12-14-15 | at Miami | 31 | 27 | 337 | 4 | 151.5 | W |
| 12-21-14 | at St. Louis | 32 | 25 | 391 | 3 | 148.8 | W |
| 09-25-11 | at Philadelphia | 23 | 16 | 254 | 4 | 145.7 | W |
| 12-21-09 | at Washington | 26 | 19 | 268 | 3 | 144.4 | W |
| 11-01-15 | at New Orleans | 41 | 30 | 350 | 6 | 138.2 | L |
| 01-01-12 | vs. Dallas | 33 | 24 | 346 | 3 | 136.7 | W |
| 10-05-08 | vs. Seattle | 25 | 19 | 267 | 2 | 136.6 | W |
| 12-30-12 | vs. Philadelphia | 21 | 13 | 208 | 5 | 134.5 | W |
| 09-23-18 | at Houston | 29 | 25 | 297 | 2 | 132.3 | W |
| 09-14-08 | at St. Louis | 29 | 20 | 260 | 3 | 131.4 | W |



300+ YARD PERFORMANCES

MANNING'S 300-YARD PASSING GAMES REGULAR SEASON (19-26),
400-YARD PASSING GAMES (4-5), 500-YARD PASSING GAMES (1-0)

| DATE | OPPONENT | ATT | CMP | YDS | TD | INT | RESULT |
|----------|-------------------|-----|-----|-----|----|-----|--------|
| 9-25-05 | at San Diego | 41 | 24 | 352 | 2 | 0 | L |
| 11-27-05 | at Seattle | 53 | 28 | 344 | 2 | 1 | L |
| 12-11-05 | at Philadelphia | 44 | 28 | 312 | 1 | 3 | W |
| 9-17-06 | at Philadelphia | 43 | 31 | 371 | 3 | 1 | W |
| 9-7-07 | at Dallas | 41 | 28 | 312 | 4 | 1 | L |
| 10-15-07 | at Atlanta | 39 | 27 | 303 | 2 | 2 | W |
| 11-30-08 | at Washington | 34 | 21 | 305 | 1 | 1 | W |
| 9-20-09 | at Dallas | 38 | 25 | 330 | 2 | 0 | W |
| 11-22-09 | vs. Atlanta | 39 | 25 | 384 | 3 | 1 | W |
| 12-13-09 | vs. Philadelphia | 38 | 27 | 391 | 3 | 0 | L |
| 9-26-10 | vs. Tennessee | 48 | 34 | 386 | 0 | 2 | L |
| 10-25-10 | at Dallas | 35 | 25 | 306 | 4 | 3 | W |
| 11-14-10 | vs. Dallas | 48 | 33 | 373 | 2 | 2 | L |
| 12-26-10 | at Green Bay | 33 | 17 | 301 | 2 | 4 | L |
| 10/2/11 | at Arizona | 40 | 27 | 321 | 2 | 0 | W |
| 10/9/11 | vs. Seattle | 39 | 24 | 420 | 3 | 3 | L |
| 10/30/11 | vs. Miami | 45 | 31 | 349 | 2 | 0 | W |
| 11/13/11 | at San Francisco | 40 | 26 | 311 | 2 | 2 | L |
| 11/28/11 | at New Orleans | 47 | 33 | 406 | 2 | 1 | L |
| 12/4/11 | vs. Green Bay | 40 | 23 | 347 | 3 | 1 | L |
| 12/11/11 | at Dallas | 47 | 27 | 400 | 2 | 1 | W |
| 1/1/12 | vs. Dallas | 33 | 24 | 346 | 3 | 0 | W |
| 9/16/12 | vs. Tampa Bay | 51 | 31 | 510 | 3 | 3 | W |
| 9/30/12 | at Philadelphia | 42 | 24 | 309 | 2 | 1 | L |
| 10/21/12 | vs. Washington | 40 | 26 | 337 | 1 | 2 | W |
| 9/8/13 | at Dallas | 42 | 27 | 450 | 4 | 3 | L |
| 9/15/13 | vs. Denver | 49 | 28 | 362 | 1 | 4 | L |
| 10/6/13 | vs. Philadelphia | 52 | 24 | 334 | 2 | 3 | L |
| 9/25/14 | at Washington | 39 | 28 | 300 | 4 | 1 | W |
| 11/3/14 | vs. Indianapolis | 52 | 27 | 359 | 2 | 0 | L |
| 11/23/14 | vs. Dallas | 40 | 29 | 338 | 3 | 1 | L |
| 12/21/14 | at St. Louis | 32 | 25 | 391 | 3 | 0 | W |
| 12/28/14 | vs. Philadelphia | 53 | 28 | 429 | 1 | 1 | L |
| 10/11/15 | vs. San Francisco | 54 | 41 | 441 | 3 | 1 | W |
| 11/1/15 | at New Orleans | 41 | 30 | 350 | 6 | 0 | L |
| 11/15/15 | vs. New England | 44 | 24 | 361 | 2 | 0 | L |
| 11/29/15 | at Washington | 51 | 26 | 321 | 2 | 3 | L |
| 12/14/15 | at Miami | 31 | 27 | 337 | 4 | 0 | W |
| 1/3/16 | vs. Philadelphia | 43 | 24 | 302 | 2 | 0 | L |
| 9/18/16 | vs. New Orleans | 31 | 42 | 368 | 0 | 0 | W |
| 9/25/16 | vs. Washington | 38 | 25 | 350 | 1 | 2 | L |
| 10/16/16 | vs. Baltimore | 46 | 32 | 403 | 3 | 2 | W |
| 12/22/16 | at Philadelphia | 63 | 38 | 356 | 1 | 3 | L |
| 9/24/17 | at Philadelphia | 47 | 35 | 366 | 3 | 2 | L |
| 12/27/17 | vs. Philadelphia | 57 | 37 | 434 | 3 | 1 | L |

MANNING'S 300-YARD PASSING GAMES/POSTSEASON (2-0)

| DATE | OPPONENT | ATT | CMP | YDS | TD | INT | RESULT |
|---------|------------------|-----|-----|-----|----|-----|--------|
| 1-15-12 | at Green Bay | 33 | 21 | 330 | 3 | 1 | W |
| 1-22-12 | at San Francisco | 58 | 32 | 316 | 2 | 0 | W |



35 GAME-WINNING DRIVES

MANNING'S 35 GAME-WINNING DRIVES - REGULAR SEASON

Victories in which he has rallied the Giants from a fourth-quarter deficit or tie to win.

| DATE | OPP. | SCORE | | START TIME | END TIME | SCORING PLAY | P | Y | T |
|----------|-------------------|----------------|-------------|------------|----------|------------------------------------|----|----|------|
| | | START OF DRIVE | FINAL SCORE | | | | | | |
| 1/2/05 | vs. Dallas | 21-24 | 28-24 | 1:49 | 0:11 | Barber 3-yd TD run | 6 | 66 | 1:38 |
| 10/23/05 | vs. Denver | 10-23 | 24-23 | 3:29 | 0:05 | Manning 2-yd TD pass to Toomer | 15 | 83 | 3:24 |
| 12/11/05 | at Philadelphia | 23-23 | 26-23 (OT) | 5:38 | 3:55 | Feely 36-yd FG | 4 | 9 | 1:43 |
| 9/17/06 | vs. Philadelphia | 7-24 | 30-24 (OT) | 9:55 | 3:11 | Manning 31-yd TD pass to Burress | 13 | 85 | 6:44 |
| 11/5/06 | vs. Houston | 7-10 | 14-10 | 12:41 | 7:49 | Manning 3-yd TD pass to Shockey | 11 | 67 | 4:52 |
| 9/23/07 | vs. Washington | 10-17 | 24-17 | 7:33 | 5:32 | Manning 33-yd TD pass to Burress | 4 | 44 | 2:01 |
| 10/7/07 | vs. Jets | 21-24 | 35-24 | 12:23 | 7:52 | Manning 53-yd TD pass to Burress | 8 | 98 | 7:08 |
| 12/2/07 | at Chicago | 7-16 | 21-16 | 4:55 | 1:33 | Droughns 2-yd TD run | 9 | 77 | 3:22 |
| 9/21/08 | vs. Cincinnati | 16-20 | 26-23(OT) | 10:28 | 8:39 | Carney 22-yd FG | 8 | 62 | 1:49 |
| 10/26/08 | at Pittsburgh | 9-14 | 21-14 | 6:48 | 3:07 | Manning 2-yd TD pass to Boss | 7 | 53 | 3:41 |
| 12/21/08 | vs. Carolina | 20-28 | 34-28 (OT) | 12:20 | 9:57 | Jacobs 2-yd TD run | 6 | 87 | 2:23 |
| 9/20/09 | at Dallas | 30-31 | 33-31 | 3:40 | 0:00 | Tynes 37-yd FG | 11 | 56 | 3:40 |
| 11/22/09 | vs. Atlanta | 31-31 | 34-31 (OT) | 15:00 | 11:06 | Tynes 36-yd FG | 8 | 49 | 3:54 |
| 11/28/10 | vs. Jacksonville | 17-20 | 24-20 | 5:55 | 3:15 | Manning 32-yd TD pass to Boss | 6 | 69 | 2:40 |
| 9/25/11 | at Philadelphia | 14-16 | 29-16 | 11:37 | 8:07 | Manning 28-yd TD pass to Cruz | 7 | 54 | 3:30 |
| 10/2/11 | at Arizona | 17-27 | 31-27 | 5:16 | 2:39 | TD passes to Ballard + Nicks | 2 | 48 | 0:31 |
| 10/16/11 | vs. Buffalo | 24-24 | 27-24 | 4:02 | 1:32 | Tynes 23-yd FG | 9 | 76 | 2:30 |
| 10/30/11 | vs. Miami | 13-17 | 20-17 | 8:28 | 5:58 | Manning 25-yd TD pass to Cruz | 6 | 53 | 2:30 |
| 11/6/11 | at New England | 17-20 | 24-20 | 1:36 | 0:15 | Manning 1-yd TD pass to Ballard | 8 | 80 | 1:21 |
| 12/11/11 | at Dallas | 22-34 | 37-34 | 5:41 | 0:46 | Jacobs 1-yd TD run | 6 | 58 | 1:26 |
| 9/16/12 | vs. Tampa Bay | 34-34 | 41-34 | 1:58 | 0:31 | Brown 2-yd TD run | 4 | 80 | 1:27 |
| 10/21/12 | vs. Washington | 20-23 | 27-23 | 1:32 | 1:13 | Manning 75-yd TD pass to Cruz | 2 | 77 | 0:19 |
| 10/28/12 | at Dallas | 23-24 | 29-24 | 6:40 | 3:31 | Tynes 31-yd FG | 6 | 26 | 3:09 |
| 12/1/13 | at Washington | 14-17 | 24-17 | 0:54 (3rd) | 14:26 | Brown 1-TD run | 4 | 46 | 1:28 |
| 12/22/13 | at Detroit | 20-20 | 23-20 | 12:44 (OT) | 7:32 | Brown 45-yd FG | 11 | 45 | 7:28 |
| 10/5/14 | vs. Atlanta | 10-20 | 30-20 | 0:24 (3rd) | 10:02 | Manning 15-yd TD pass to Beckham | 11 | 64 | 5:22 |
| 10/11/15 | vs. San Francisco | 23-27 | 30-27 | 1:45 | 0:21 | Manning 12-yd TD pass to Donnell | 8 | 82 | 1:24 |
| 12/15/15 | at Miami | 24-24 | 31-24 | 11:58 | 11:28 | Manning 84-yd TD pass to Beckham | 2 | 96 | 0:45 |
| 09/11/16 | at Dallas | 19-13 | 20-19 | 10:12 | 6:13 | Manning 3-yard TD pass to Cruz | 9 | 59 | 3:59 |
| 9/18/16 | vs. New Orleans | 13-13 | 16-13 | 2:54 | 0:00 | Brown 23-yard FG | 11 | 70 | 2:54 |
| 10/16/16 | vs. Baltimore | 20-23 | 27-23 | 2:04 | 0:40 | Manning 66-yard TD pass to Beckham | 4 | 75 | 1:24 |
| 10/26/16 | at Los Angeles* | 10-10 | 17-10 | 12:06 | 9:27 | Jennings 1-yd TD run | 6 | 35 | 2:43 |
| 11/14/16 | vs. Cincinnati | 14-20 | 21-20 | 1:56 | 14:05 | Manning 3-yd TD pass to Shepard | 7 | 47 | 2:51 |
| 01/01/17 | at Washington | 10-10 | 19-10 | 6:01 | 2:17 | Gould 40-yd FG | 8 | 58 | 3:49 |
| 11/19/17 | vs. Kansas City | 9-9 | 12-9 (OT) | 5:54 | 1:57 | Rosas 23-yd FG | 10 | 77 | 4:00 |

MANNING'S 5 GAME-WINNING DRIVES - POSTSEASON

Victories in which he has rallied the Giants from a fourth-quarter deficit or tie to win.

| DATE | OPP. | SCORE | | START TIME | END TIME | SCORING PLAY | P | Y | T |
|---------|------------------|----------------|-------------|------------|----------|----------------------------------|----|----|------|
| | | START OF DRIVE | FINAL SCORE | | | | | | |
| 1/13/08 | at Dallas | 14-17 | 21-17 | 0:53 (3rd) | 13:29 | Jacobs 1-yd TD run | 6 | 37 | 1:31 |
| 1/20/08 | at Green Bay | 20-20 | 23-20 (OT) | 14:04 | 12:25 | Tynes 47-yd FG | 4 | 5 | 2:35 |
| 2/3/08 | at New England | 10-14 | 17-14 | 2:42 | 0:35 | Manning 13-yd TD pass to Burress | 12 | 83 | 2:07 |
| 1/22/12 | at San Francisco | 17-17 | 20-17(OT) | 9:32 | 7:06 | Tynes 31-yard FG | 5 | 11 | 2:26 |
| 2/5/12 | vs. New England | 14-17 | 21-17 | 3:46 | 0:57 | Bradshaw 6-yd TD run | 9 | 88 | 2:49 |



BECKHAM JR. BY THE NUMBERS

PLAYER 1,000-YD. SEASONS

| | |
|----------------------------|----------|
| Amani Toomer | 5 |
| Odell Beckham, Jr.* | 3 |
| Del Shofner | 3 |
| Homer Jones | 3 |
| Victor Cruz | 2 |
| Hakeem Nicks | 2 |
| Plaxico Burress | 2 |
| Earnest Gray | 1 |
| Mark Bavaro | 1 |
| Lionel Manuel | 1 |
| Steve Smith | 1 |
| *Active | |

FEWEST GAMES TO REACH 200 RECEPTIONS IN NFL HISTORY

| | |
|---------------------------|-----------|
| Odell Beckham, Jr. | 30 |
| Jarvis Landry* | 33 |
| Anquan Boldin | 34 |
| Reggie Bush | 34 |
| Keenan Allen* | 35 |
| *Active | |

FEWEST GAMES TO REACH 3,000 RECEIVING YARDS IN NFL HISTORY

| | |
|----------------------------|-----------|
| Odell Beckham, Jr.* | 30 |
| Charley Hennigan | 31 |
| Lance Alworth | 34 |
| Harlon Hill | 36 |
| Randy Moss | 36 |
| *Active | |

TOP 10 RECEIVERS IN GIANTS HISTORY (RECEPTIONS)

| PLAYER | YEAR | NO. | PLAYER | YEAR | NO. |
|-------------------|---------|-----|--|----------------|------------|
| 1. Amani Toomer | 1996-08 | 668 | 6. Frank Gifford | 1952-60; 62-64 | 367 |
| 2. Tiki Barber | 1999-06 | 586 | 7. Odell Beckham, Jr. 2014-2018 | | 337 |
| 3. Joe Morrison | 1959-72 | 395 | 8. Chris Calloway | 1992-98 | 334 |
| 4. Jeremy Shockey | 2002-07 | 371 | 9. Bob Tucker | 1970-77 | 327 |
| 5. Ike Hilliard | 1997-04 | 368 | 10. Hakeem Nicks | 2009-13; 15 | 318 |



OBJ IN THE NFC SINCE 2014

WHERE BECKHAM RANKS AMONG NFC WRs
(SINCE 2014)

| Category | Stat | NFC Rank |
|--------------------------|-------|----------|
| Targets | 532 | 5th |
| Receptions | 337 | 4th |
| Receptions per Game | 6.7 | 11st |
| Receiving Yards | 4,695 | 3rd |
| Receiving Yards Per Game | 93.9 | 2nd |
| Receiving First Downs | 217 | 4th |
| Touchdowns | 38 | 1st |
| 25+ Receptions | 42 | 4th |

RACKING UP THE YARDS

Beckham's 84.3 receiving yards per game since 2016 are the third-most in the NFL during that span. The chart below shows where Beckham stacks up in receiving yards per game since 2016.

RECEIVING YARDS PER GAME SINCE 2016

| PLAYER | TEAM | REC Yds/G |
|-----------------------|-------------|-----------|
| 1. JULIO JONES | ATLANTA | 96.4 |
| 2. ANTONIO BROWN | PITTSBURGH | 94.6 |
| 3. ODELL BECKHAM, JR. | NY GIANTS | 84.3 |
| 4. KEENAN ALLEN | LA CHARGERS | 83.8 |
| 5. MICHAEL THOMAS | NEW ORLEANS | 81.8 |

DOUBLE-DIGIT RECEPTIONS

Beckham has the most 10+ reception games in Giants history, taking him only three seasons to earn the honor. The chart below shows which players have had the most 10+ reception games in Giants history.

MOST 10+ RECEPTION GAMES
IN GIANTS HISTORY

| PLAYER | SEASONS | No. |
|-----------------------|------------------|-----|
| 1. ODELL BECKHAM, JR. | 2014-PRESENT | 8 |
| 2. JEREMY SHOCKEY | 2002-2007 | 6 |
| 3. HAKEEM NICKS | 2009-2013 & 2015 | 4 |
| T4. TIKI BARBER | 1997-2006 | 3 |
| T4. STEVE SMITH | 2007-2010 | 3 |
| T4. VICTOR CRUZ | 2010-2014 & 2016 | 3 |
| T5. MARK BAVARO | 1985-1990 | 2 |
| T5. MARIO MANNINGHAM | 2008-2011 & 2014 | 2 |
| T5. AMANI TOOMER | 1996-2008 | 2 |
| T5. PLAXICO BURRESS | 2005-2008 | 2 |
| T5. STERLING SHEPARD | 2016-PRESENT | 2 |



HANDS TEAM

NFC / WR LEADERS IN RECEPTIONS
(WR THROUGH WEEK 3)

| PLAYER | TEAM | REC |
|-----------------------|-------------|-----|
| 1. MICHAEL THOMAS | NEW ORLEANS | 38 |
| 2. ADAM THIELEN | MINNESOTA | 32 |
| 3. ODELL BECKHAM, JR. | NY GIANTS | 24 |
| 4. MIKE EVANS | TAMPA BAY | 23 |
| 5. JULIO JONES | ATLANTA | 20 |

CATCHING ON

Beckham is tied for third in the NFL for receptions per game since 2016 among wide receivers, with 6.5. The chart below shows where Beckham stacks up in receptions per game since 2016.

MOST RECEPTIONS PER GAMES SINCE 2016
(WIDE RECEIVERS)

| PLAYER | TEAM | REC/G |
|------------------------|-------------|-------|
| 1. ANTONIO BROWN | PITTSBURGH | 7.2 |
| 2. MICHAEL THOMAS | NEW ORLEANS | 6.9 |
| T3. ODELL BECKHAM, JR. | NY GIANTS | 6.5 |
| T3. LARRY FITZGERALD | ARIZONA | 6.5 |
| T3. JARVIS LANDRY | CLEVELAND | 6.5 |

FINDING THE ENDOZONE

Within his 2014 draft class, Beckham is tied for 4th in the NFL in receiving touchdowns since 2016, with 13, despite missing 12 games in 2017. The chart below shows where Beckham stacks up in touchdown receptions in since 2016, among the 2014 draft class.

MOST TD RECEPTIONS SINCE 2016 (2014 DRAFT CLASS)

| PLAYER | TEAM | TDs |
|------------------------|-----------|-----|
| 1. DAVANTE ADAMS | GREEN BAY | 25 |
| 2. MIKE EVANS | TAMPA BAY | 20 |
| 3. BRANDIN COOKS | LA RAMS | 15 |
| T4. ODELL BECKHAM, JR. | NY GIANTS | 13 |
| T4. JARVIS LANDRY | CLEVELAND | 13 |

THE LONG BALL

In his 2014 draft class, Beckham is tied for 5th in receptions of 25+ yards since 2016, with 16. The chart below shows where Beckham stacks up with the rest of the 2014 draft class, since 2016.

MOST 25+ YARD RECEPTIONS SINCE 2016 (2014 DRAFT CLASS)

| PLAYER | TEAM | 25+ |
|-----------------------|-----------|-----|
| 1. BRANDIN COOKS | LA RAMS | 30 |
| 2. MIKE EVANS | TAMPA BAY | 21 |
| 3. JARVIS LANDRY | CLEVELAND | 20 |
| 4. DAVANTE ADAMS | GREEN BAY | 18 |
| 5. ODELL BECKHAM, JR. | NY GIANTS | 17 |



OBJ THROUGH 50 CAREER GAMES

In Week 3 at Houston, Beckham played in his 50th career game. The following is where Beckham ranks all-time in receptions, receiving yards, receiving touchdowns, 100-yard receiving games, and 50-yard touchdown receptions through a players' first 50 career games.

RECEPTIONS

**MOST RECEPTIONS THROUGH FIRST 50 GAMES
(NFL HISTORY)**

| PLAYER | TEAM | RECEPTIONS |
|------------------------------|------------------|------------|
| 1. ODELL BECKHAM, JR. | NY GIANTS | 337 |
| 2. ANQUAN BOLDIN | ARIZONA | 314 |
| 3. JARVIS LANDRY | MIAMI | 307 |
| 4. KEENAN ALLEN | LA CHARGERS | 298 |
| 5. JULIO JONES | ATLANTA | 287 |

RECEIVING YARDS

**MOST RECEIVING YARDS THROUGH FIRST 50 GAMES
(NFL HISTORY)**

| PLAYER | TEAM | RECEIVING YARDS |
|------------------------------|------------------|-----------------|
| 1. LANCE ALWORTH | SAN DIEGO | 4,785 |
| 2. ODELL BECKHAM, JR. | NY GIANTS | 4,695 |
| 3. JULIO JONES | ATLANTA | 4,471 |
| 4. RANDY MOSS | MINNESOTA | 4,272 |
| 5. JERRY RICE | SAN FRANCISCO | 4,164 |

RECEIVING TOUCHDOWNS

**MOST RECEIVING TOUCHDOWNS THROUGH FIRST 50 GAMES
(NFL HISTORY)**

| PLAYER | TEAM | REC TDs |
|-------------------------------|------------------|-----------|
| 1. LANCE ALWORTH | SAN DIEGO | 45 |
| 2. JERRY RICE | SAN FRANCISCO | 44 |
| 3. RANDY MOSS | MINNESOTA | 42 |
| 4. ROB GRONKOWSKI | NEW ENGLAND | 42 |
| 5. BOB HAYES | DALLAS | 42 |
| 6T. ODELL BECKHAM, JR. | NY GIANTS | 38 |



50-YARD REC TDs

**MOST 50-YARD RECEIVING TDs THROUGH FIRST 50 GAMES
(NFL HISTORY)**

| PLAYER | TEAM | 50-YARD REC TDs |
|-------------------------------|------------------|-----------------|
| 1. HOMER JONES | NEW ORLEANS | 16 |
| 2. LANCE ALWORTH | SAN DIEGO | 15 |
| 3. HARLON HILL | ATLANTA | 12 |
| 4. ELROY HIRSCH | LA RAMS | 11 |
| 5. RANDY MOSS | MINNESOTA | 11 |
| 6. JERRY RICE | SAN FRANCISCO | 11 |
| 7T. ODELL BECKHAM, JR. | NY GIANTS | 10 |

(TIED WITH MANY OTHERS)

100-YARD REC GAMES

**MOST 100-YARD RECEIVING GAMES THROUGH FIRST 50 GAMES
(NFL HISTORY)**

| PLAYER | TEAM | GAMES |
|-------------------------------|------------------|-----------|
| T1. LANCE ALWORTH | SAN DIEGO | 21 |
| T1. ODELL BECKHAM, JR. | NY GIANTS | 21 |
| 3. JULIO JONES | ATLANTA | 20 |
| 4. RANDY MOSS | MINNESOTA | 19 |
| T5. CHARLEY HENNIGAN | OILERS | 18 |
| T5. HARLON HILL | CHICAGO | 18 |

BECKHAM'S BACK

After missing 12 games in 2017 with an ankle injury, Odell Beckham, Jr. returned to the Giants lineup with 11 receptions for 111 yards vs. Jacksonville. It was Beckham's eighth game with at least 10 receptions, extending his own Giants record. Former Giants tight end Jeremy Shockey is second with six double-digit catch games.





300 RECEPTIONS

In Week 3 of the 2017 season against Philadelphia, Beckham caught nine passes for 79 yards, which increased his career receptions total to 301. Beckham reached 300 receptions in only 45 games, making him the quickest player in NFL history to achieve the feat, breaking Anquan Boldin's previous record of 47 games.

TAKING THE LEAGUE BY STORM

Since Beckham's debut in Week 5 of 2014, his 38 receiving touchdowns are the second-most in the NFL. Beckham's 93.9 yards per game are the third-most in that span. The charts below show where Beckham stacks up against the rest of the league in receiving TDs and receiving yards per game since Week 5 of the 2014 season.

MOST RECEIVING TDs SINCE WEEK 5, 2014

| PLAYER | No. |
|------------------------------------|-----------|
| 1. ANTONIO BROWN (PIT) | 41 |
| 2. ODELL BECKHAM, JR. (NYG) | 38 |
| 3. MIKE EVANS (TB) | 33 |
| T4. DOUG BALDWIN (SEA) | 32 |
| T4. ROB GRONKOWSKI (NE) | 32 |
| T4. DeANDRE HOPKINS (HOU) | 32 |

MOST RECEIVING YARDS PER GAME SINCE WEEK 5, 2014

| PLAYER | No. |
|------------------------------------|-------------|
| 1. JULIO JONES (ATL) | 103.3 |
| 2. ANTONIO BROWN (PIT) | 102.2 |
| 3. ODELL BECKHAM, JR. (NYG) | 93.9 |
| 4. MICHAEL THOMAS (NO) | 81.8 |
| 5. DeANDRE HOPKINS (HOU) | 81.4 |

YPG WARRIOR

Since entering the league in 2014, Beckham is third in NFL in yards per game (minimum 40 games) with 93.9. The chart below shows the top five players in yards per game in the NFL since Beckham's rookie year in 2014.

MOST RECEIVING YARDS PER GAME SINCE 2014 (MIN. 40 GAMES)

| PLAYER | No. |
|------------------------------------|-------------|
| 2. JULIO JONES (ATL) | 103.3 |
| 1. ANTONIO BROWN (PIT) | 102.5 |
| 3. ODELL BECKHAM, JR. (NYG) | 93.9 |
| 4. DeANDRE HOPKINS (HOU) | 80.9 |
| 5. A.J. GREEN (CIN) | 79.3 |



ALL-TIME GIANT

Beckham is in 5th place for most touchdown receptions in Giants history. With 38 touchdown receptions, Beckham needs six more touchdowns to move into fourth place all-time.

MOST TOUCHDOWN RECEPTIONS AS A GIANT (ALL-TIME)

| PLAYER | TDs | SEASONS |
|------------------------------|-----------|---------------------|
| 1. AMANI TOOMER | 54 | 1996-2008 |
| 2. KYLE ROTE | 48 | 1951-1961 |
| 3. JOE MORRISON | 47 | 1959-1972 |
| 4. FRANK GIFFORD | 43 | 1952-1964 |
| 5. ODELL BECKHAM, JR. | 38 | 2014-PRESENT |
| T6. HOMER JONES | 35 | 1964-1969 |
| T6. DEL SHOFNER | 35 | 1961-1967 |
| T6. AARON THOMAS | 35 | 1962-1970 |
| 9. PLAXICO BURRESS | 33 | 2005-2008 |
| 10. BOB SCHNELKER | 29 | 1954-1960 |

Beckham is in 7th place on the Giants' all-time receiving list with 337 receptions. Beckham needs just 31 more receptions to pass Hall of Famer Frank Gifford for sixth place.

MOST RECEPTIONS AS A GIANT (ALL-TIME)

| PLAYER | RECEPTIONS | SEASONS |
|------------------------------|------------|---------------------|
| 1. AMANI TOOMER | 668 | 1996-2008 |
| 2. TIKI BARBER | 586 | 1997-2006 |
| 3. JOE MORRISON | 395 | 1959-1972 |
| 4. JEREMY SHOCKEY | 371 | 2002-2006 |
| 5. IKE HILLIARD | 368 | 1997-2004 |
| 6. FRANK GIFFORD | 367 | 1952-1964 |
| 7. ODELL BECKHAM, JR. | 337 | 2014-PRESENT |
| 8. CHRIS CALLOWAY | 334 | 1992-1998 |
| 9. BOB TUCKER | 327 | 1992-1997 |
| 10. HAKEEM NICKS | 318 | 2009-2015 |

COMING UP IN THE CLUTCH

Beckham is second in Giants history with 15 fourth-quarter receiving touchdowns. The chart below shows where Beckham ranks in that category.

MOST 4TH Q TOUCHDOWN RECEPTIONS AS A GIANT (ALL-TIME)

| PLAYER | TDs | SEASONS |
|------------------------------|-----------|---------------------|
| 1. AMANI TOOMER | 18 | 1996-2008 |
| 2. ODELL BECKHAM, JR. | 15 | 2014-PRESENT |
| 3. VICTOR CRUZ | 11 | 2010-PRESENT |
| T4. IKE HILLIARD | 9 | 1997-2004 |
| T4. JEREMY SHOCKEY | 9 | 2002-2007 |



FAST START

Beckham is the only player in NFL history to record at least 80 catches and 1,000 receiving yards in each of his first three seasons and joined John Jefferson (1978-1980) and Randy Moss (1998-2000) as the only players to have at least 1,000 receiving yards and 10 touchdown catches in each of their first three NFL seasons.



RACKING UP THE YARDS

Beckham's 1,940 receiving yards since the beginning of 2016 are the fifth-most in that span, among players drafted in 2014. The chart below shows where Beckham stacks up in the top 5 in receiving yards since 2016, within his respective 2014 draft class

MOST RECEIVING YARDS SINCE 2016 (2014 DRAFT CLASS)

| PLAYER | TEAM | YARDS |
|------------------------------|------------------|--------------|
| 1. MIKE EVANS | TAMPA BAY | 2,689 |
| 2. BRANDIN COOKS | LA RAMS | 2,591 |
| 3. JARVIS LANDRY | CLEVELAND | 2,401 |
| 4. DAVANTE ADAMS | GREEN BAY | 2,086 |
| 5. ODELL BECKHAM, JR. | NY GIANTS | 1,940 |

MOVE THOSE CHAINS

Since entering the league in 2014, Beckham has recorded 212 first downs, which ranks third among receivers in the 2014 draft class. The chart below shows the top five leaders in first downs in the 2014 draft class.

MOST RECEIVING FIRST DOWNS SINCE 2014 (2014 DRAFT CLASS)

| PLAYER | FIRST DOWNS |
|------------------------------------|-------------|
| 1. MIKE EVANS (TB) | 262 |
| 2. JARVIS LANDRY (CLE) | 230 |
| 3. ODELL BECKHAM, JR. (NYG) | 217 |
| 4. BRANDIN COOKS (LAR) | 172 |
| 5. ALLEN ROBINSON II (JAC/CHI) | 150 |



DOUBLE-DIGIT RECEPTIONS

Beckham has the most 10+ reception games in Giants history, taking him only three seasons to earn the honor. The chart below shows which players have had the most 10+ reception games in Giants history.

MOST 10+ RECEPTION GAMES IN GIANTS HISTORY

| PLAYER | SEASONS | No. |
|------------------------------|---------------------|----------|
| 1. ODELL BECKHAM, JR. | 2014-PRESENT | 8 |
| 2. JEREMY SHOCKEY | 2002-2007 | 6 |
| 3. HAKEEM NICKS | 2009-2013 & 2015 | 4 |
| T4. TIKI BARBER | 1997-2006 | 3 |
| T4. STEVE SMITH | 2007-2010 | 3 |
| T4. VICTOR CRUZ | 2010-2014 & 2016 | 3 |
| T5. MARK BAVARO | 1985-1990 | 2 |
| T5. MARIO MANNINGHAM | 2008-2011 & 2014 | 2 |
| T5. AMANI TOOMER | 1996-2008 | 2 |
| T5. PLAXICO BURRESS | 2005-2008 | 2 |
| T5. STERLING SHEPARD | 2016-PRESENT | 2 |

MULTI-TDS

Beckham has 10 multi-receiving touchdown games, the highest total in Giants history. The chart below shows the Giants receivers with the most multi-receiving touchdown games.

MOST 2+ RECEIVING TD GAMES IN GIANTS HISTORY

| PLAYER | SEASONS | No. |
|------------------------------|---------------------|-----------|
| 1. ODELL BECKHAM, JR. | 2014-PRESENT | 10 |
| T2. HOMER JONES | 1964-1969 | 9 |
| T2. JOE MORRISON | 1959-1972 | 9 |
| 3. AMANI TOOMER | 1996-2008 | 7 |
| T4. EARNEST GRAY | 1979-1984 | 6 |
| T4. HAKEEM NICKS | 2009-2013 & 2015 | 6 |
| T5. FRANK GIFFORD | 1952-60, 1962-64 | 5 |
| T5. DEL SHOFNER | 1961-1967 | 5 |
| T5. LIONEL MANUEL | 1984-1990 | 5 |
| T5. AARON THOMAS | 1962-1970 | 5 |
| 6. VICTOR CRUZ | 2010-2016 | 4 |





125+

Beckham has also reached 125+ receiving yards 13 times since he entered the league in 2014, tied with Pittsburgh's Antonio Brown for the most in the NFL.

MOST GAMES WITH 125+ RECEIVING YARDS SINCE 2014

| PLAYER | GAMES |
|-------------------------------------|-----------|
| 11. ODELL BECKHAM, JR. (NYG) | 13 |
| 11. ANTONIO BROWN (PIT) | 13 |
| 3. JULIO JONES (ATL) | 11 |
| 4. T.Y. HILTON (IND) | 10 |
| 5. A.J. GREEN (CIN) | 8 |

AGAINST THE AFC

In 14 career games against AFC opponents, Beckham has surpassed 90 receiving yards in 13 of them (9 of which are 100+ yard receiving games). The chart below shows the AFC games in which Beckham has reached 90+ receiving yards.

BECKHAM, JR.'S GAMES OF 90+ YARDS VS. AFC OPPONENTS

| DATE | TEAM | REC | YARDAGE |
|----------|------------------|-----|---------|
| 11/03/14 | vs. Indianapolis | 8 | 156 |
| 11/30/14 | at Jacksonville | 7 | 90 |
| 12/07/14 | at Tennessee | 11 | 130 |
| 10/04/15 | at Buffalo | 5 | 38 |
| 11/15/15 | vs. New England | 4 | 104 |
| 12/06/15 | vs. NYJ | 6 | 149 |
| 12/14/15 | at Miami | 7 | 166 |
| 10/16/16 | vs. Baltimore | 8 | 222 |
| 11/14/16 | vs. Cincinnati | 10 | 97 |
| 11/27/16 | at Cleveland | 6 | 96 |
| 12/04/16 | at Pittsburgh | 10 | 100 |
| 10/08/17 | vs. LAC | 5 | 97 |
| 09/09/18 | vs. Jacksonville | 11 | 111 |
| 09/23/18 | at Houston | 9 | 109 |



YAC ATTACK

Beckham is one of the most explosive wide receivers in the NFL in open space. Since entering the league in 2014, Beckham, Jr. ranks 4th in the NFL in yards after the catch (YAC) among wide receivers in the NFC. The chart below shows where Beckham stacks up among league leaders in YAC since 2014, within the National Football Conference.

MOST YAC SINCE 2014 (NFC WRs)

| PLAYER | TEAM(s) | YAC |
|------------------------------|------------|--------------|
| 1. GOLDEN TATE | DET | 2,632 |
| 2. JULIO JONES | ATL | 2,224 |
| 3. RANDALL COBB | GB | 1,958 |
| 4. ODELL BECKHAM, JR. | NYG | 1,713 |
| 5. LARRY FITZGERALD | ARI | 1,621 |
| 6. DOUG BALDWIN | SEA | 1,492 |
| 7. DeSean JACKSON | PHI/TB | 1,186 |
| 8. DAVANTE ADAMS | GB | 1,149 |
| 9. JAMISON CROWDER | WAS | 1,112 |
| 10. JORDAN MATTHEWS | PHI/BUF | 1,105 |

A HOME RUN THREAT

Since entering the league in 2014, Beckham has nine touchdown receptions of at least 60 yards. The chart below shows when and where each touchdown happened and the yardage of each touchdown.

BECKHAM, JR.'S TOUCHDOWNS OF 60+ YARDS

| DATE | TEAM | YARDAGE |
|----------|------------------|---------|
| 12/21/14 | at St. Louis | 80 |
| 12/28/14 | vs. Philadelphia | 63 |
| 9/20/15 | vs. Atlanta | 67 |
| 11/15/15 | vs. New England | 87 |
| 12/6/15 | vs. NY Jets | 67 |
| 12/14/15 | at Miami | 84 |
| 10/16/16 | vs. Baltimore | 75 |
| 10/16/16 | vs. Baltimore | 66 |
| 12/11/16 | vs. Dallas | 61 |

**BECKHAM'S 100-YARD RECEIVING GAMES (21)**

| DATE | OPPONENT | TARGETS | REC | YDS | TD | LG | RESULT |
|----------|-------------------|---------|-----|-----|----|-----|--------|
| 10-16-16 | vs. Baltimore | 10 | 8 | 222 | 2 | 75 | W |
| 12-28-14 | vs. Philadelphia | 21 | 12 | 185 | 1 | 63t | L |
| 12-14-15 | at Miami | 9 | 7 | 166 | 2 | 84t | W |
| 11-03-14 | vs. Indianapolis | 11 | 8 | 156 | 0 | 59 | L |
| 12-06-15 | vs. Jets | 11 | 6 | 149 | 1 | 72t | L |
| 12-21-14 | at St. Louis | 12 | 8 | 148 | 2 | 80t | W |
| 11-23-14 | vs. Dallas | 11 | 10 | 146 | 2 | 43t | L |
| 09-20-15 | vs. Atlanta | 12 | 7 | 146 | 1 | 67t | L |
| 12-14-14 | vs. Washington | 15 | 12 | 143 | 3 | 35t | W |
| 11-29-15 | at Washington | 18 | 9 | 142 | 1 | 31 | L |
| 12-07-14 | at Tennessee | 15 | 11 | 130 | 1 | 50 | W |
| 11-01-15 | at New Orleans | 9 | 8 | 130 | 3 | 50t | L |
| 10-11-15 | vs. San Francisco | 11 | 7 | 121 | 1 | 49 | W |
| 09-25-16 | vs. Washington | 11 | 7 | 121 | 0 | 26 | L |
| 11-09-14 | at Seattle | 9 | 7 | 108 | 0 | 44 | L |
| 11-08-15 | at Tampa Bay | 17 | 9 | 105 | 0 | 24 | W |
| 11-15-15 | vs. New England | 12 | 4 | 104 | 1 | 87t | L |
| 12-04-16 | at Pittsburgh | 16 | 10 | 100 | 0 | 25 | L |
| 12-22-16 | at Philadelphia | 20 | 11 | 150 | 0 | 33 | L |
| 09-09-18 | vs. Jacksonville | 15 | 11 | 111 | 0 | 24 | L |
| 09-23-18 | at Houston | 10 | 9 | 109 | 0 | 30 | W |

BECKHAM'S MULTI-TD GAMES (10)

| DATE | OPPONENT | TARGETS | REC | YDS | TD | LG | RESULT |
|----------|------------------|---------|-----|-----|----|-----|--------|
| 12-14-14 | vs. Washington | 15 | 12 | 143 | 3 | 35t | W |
| 11-01-15 | at New Orleans | 9 | 8 | 130 | 3 | 50t | L |
| 10-19-14 | at Dallas | 6 | 4 | 34 | 2 | 11 | L |
| 11-23-14 | vs. Dallas | 11 | 10 | 146 | 2 | 43t | L |
| 12-21-14 | at St. Louis | 12 | 8 | 148 | 2 | 80t | W |
| 12-14-15 | at Miami | 9 | 7 | 166 | 2 | 84t | W |
| 10-16-16 | vs. Baltimore | 10 | 8 | 22 | 2 | 75 | W |
| 11-06-16 | vs. Philadelphia | 10 | 4 | 46 | 2 | 26 | W |
| 11-27-16 | at Cleveland | 11 | 6 | 96 | 2 | 41 | W |
| 09-24-17 | at Philadelphia | 13 | 9 | 79 | 2 | 14 | L |

BARKLEY BY THE NUMBERS

NFL / MOST YARDS FROM SCRIMMAGE (THROUGH WEEK 3)

| PLAYER | TEAM | YARDS |
|------------------------|------|-------|
| 1. Alvin Kamara | NO | 430 |
| 2. Christian McCaffrey | CAR | 428 |
| 3. Michael Thomas | NO | 398 |
| 4. Todd Gurley II | LAR | 376 |
| 5. Mike Evans | TB | 367 |
| 6. Saquon Barkley | NYG | 353 |

MOST RECEPTIONS IN A SINGLE-GAME BY A RUNNING BACK IN NFL HISTORY

| PLAYER | TEAM | DATE | REC |
|-------------------------|------|------------|-----|
| 1. Clark Gaines | NYJ | 09/21/1980 | 17 |
| 2t. William Andrews | ATL | 11/15/1981 | 15 |
| 2t. Rickey Young | MIN | 12/16/1979 | 15 |
| 4t. Saquon Barkley | NYG | 09/16/2018 | 14 |
| 4t. Marshall Faulk | STL | 09/08/2002 | 14 |
| 4t. Tony Galbreath | NO | 09/10/1978 | 14 |
| 4t. Roy Helu Jr. | WAS | 11/06/2011 | 14 |
| 4t. Christian McCaffrey | CAR | 09/16/2018 | 14 |

IN WEEK 2 (AT DALLAS) SAQUON BARKLEY SET A GIANTS FRANCHISE RECORD WITH 14 RECEPTIONS (FOR 80 YARDS). THE PREVIOUS MARK OF 13 WAS SET BY ANOTHER RUNNING BACK (TIKI BARBER), ALSO IN DALLAS (ON JAN. 2, 2000).

IN WEEK 3 (AT HOUSTON) BARKLEY BECAME THE FIRST GIANTS PLAYER WITH 100+ SCRIMMAGE YARDS IN THE FIRST 3 GAMES OF HIS CAREER.





2018 TEAM NOTES

RECEIVING LEADERS

Through Week 3 of the 2018 NFL season the Giants have two players who rank in the top in receptions among players in the NFC. The chart below shows where Beckham and Barkley rank among receptions in the NFC.

NFC / MOST RECEPTIONS THROUGH WEEK 3 OF 2018 SEASON

| PLAYER | TEAM | REC. |
|--------------------------------|------------|-----------|
| 1. MICHAEL THOMAS | NO | 38 |
| 2. ADAM THIELEN | MIN | 32 |
| 3. ALVIN KAMARA (RB) | NO | 30 |
| 4. ODELL BECKHAM JR. | NYG | 24 |
| 5. MIKE EVANS | TB | 23 |
| 6. CHRISTIAN McCAFFREY (RB) | CAR | 22 |
| T7. ZACH ERTZ | PHI | 21 |
| T7. SAQUON BARKLEY (RB) | NYG | 21 |
| T9. JULIO JONES | ATL | 20 |
| T9. GOLDEN TATE | DET | 20 |
| T9. DAVANTE ADAMS | GB | 20 |

STEW YORK CITY

Jonathan Stewart joins the Giants after 10 seasons with the Carolina Panthers. Stewart ranks 5th in yards among active rushers in the NFL and tied for 5th in touchdowns.

The chart below shows where his numbers ranks among active running backs.

| Players | Att. | Yards | TD |
|----------------------------|--------------|--------------|-----------|
| 1. Frank Gore | 3,250 | 14,124 | 77 |
| 2. Adrian Peterson | 2,630 | 12,512 | 102 |
| 3. Marshawn Lynch | 2,399 | 10,173 | 84 |
| 4. LeSean McCoy | 2,201 | 10,153 | 66 |
| 5. Jonathan Stewart | 1,705 | 7,335 | 51 |



RUSHING LEADERS

MOST RUSHING YARDS THROUGH WEEK 3 OF 2018 SEASON

| PLAYER | TEAM | ATT. | YARDS |
|--------------------------|------------|-----------|------------|
| T1. MATT BREIDA | SF | 32 | 274 |
| T1. EZEKIEL ELLIOTT | DAL | 48 | 274 |
| 3. CHRISTIAN McCAFFREY | CAR | 46 | 271 |
| 4. TODD GURLEY II | LAR | 62 | 255 |
| 5. ADRIAN PETERSON | WAS | 56 | 236 |
| 6. SAQUON BARKLEY | NYG | 46 | 216 |
| 7. CARLOS HYDE | CLE | 61 | 203 |
| 8. PHILLIP LINDSAY | DEN | 33 | 198 |
| 9. JOE MIXON | CIN | 38 | 179 |
| 10. JORDAN HOWARD | CHI | 53 | 178 |



SHEPARD BY THE NUMBERS

MOST CAREER RECEPTIONS AMONG 3RD YEAR WIDE RECEIVERS

| | | |
|---------------------|-----|-----|
| 1. Michael Thomas | NO | 234 |
| 2. Tyrek Hill | KC | 150 |
| 3. Sterling Shepard | NYG | 138 |

MOST CAREER TD RECEPTIONS AMONG 3RD YEAR WIDE RECEIVERS

| | | |
|---------------------|-----|----|
| 1t. Michael Thomas | NO | 17 |
| 1t. Tyrek Hill | KC | 16 |
| 3. Sterling Shepard | NYG | 11 |

MOST RECEPTIONS / GIANTS ROOKIE (TEAM HISTORY)

| | | |
|-------------------------|-------------|-----------|
| Odell Beckham, Jr. | 2014 | 91 |
| Jeremy Shockey* | 2002 | 74 |
| Sterling Shepard | 2016 | 65 |
| Evan Engram* | 2017 | 64 |
| Bobby Johnson | 1984 | 48 |
| Hakeem Nicks | 2009 | 47 |

MOST RECEIVING YARDS / GIANTS ROOKIE (TEAM HISTORY)

| | | |
|-------------------------|-------------|------------|
| Odell Beckham, Jr. | 2014 | 1,305 |
| Jeremy Shockey* | 2002 | 894 |
| Bobby Johnson | 1984 | 795 |
| Hakeem Nicks | 2009 | 790 |
| Evan Engram* | 2017 | 722 |
| Sterling Shepard | 2016 | 683 |

MOST TOUCHDOWN RECEPTIONS / GIANTS ROOKIE (TEAM HISTORY)

| | | |
|-------------------------|-------------|----------|
| Odell Beckham, Jr. | 2014 | 12 |
| Bill Swiacki | 1948 | 10 |
| Sterling Shepard | 2016 | 8 |
| Ken MacAfee | 1954 | 8 |
| Bobby Johnson | 1984 | 7 |
| Hakeem Nicks | 2009 | 6 |
| Evan Engram* | 2017 | 6 |

*Tight end





EXPLOSIVE SHEP

The chart below shows the best receiving games by a Giant over the last two seasons, three by Shepard.

| PLAYER | DATE | OPPONENT | YARDS |
|-------------------------|-----------------|------------|------------|
| ODELL BECKHAM, JR. | 10/16/16 | BAL | 222 |
| ODELL BECKHAM, JR. | 12/22/16 | PHI | 150 |
| STERLING SHEPARD | 11/12/17 | SF | 142 |
| STERLING SHEPARD | 12/17/17 | PHI | 139 |
| STERLING SHEPARD | 9/24/17 | PHI | 133 |
| ODELL BECKHAM, JR. | 9/25/16 | WAS | 121 |

HOW SHEP STACKS UP

Since entering the NFL in 2016, Shepard has established himself as one of the most electrifying wide receivers in the league. The chart below shows where his numbers rank among second-round wide receivers since 2016.

| Category | Stat | NFL Rank Among WRs |
|---------------|------|--------------------|
| Targets | 208 | 7th |
| Receptions | 138 | 7th |
| Rec./Game | 4.6 | 7th |
| 1st Down Rec. | 88 | 6th |
| Touchdowns | 11 | T6th |



ONE OF THE BEST IN HIS CLASS

Since entering the league, Sterling Shepard has been one of the best receivers from the 2016 draft class. Shepard ranks in the top 3 in receptions, touchdown receptions and first down receptions among his draft class since 2016. The charts below show where Shepard stacks up in the top 3 in those categories among third-year receivers.

MOST CAREER RECEPTIONS AMONG THIRD-YEAR WRs

| PLAYER | REC. |
|----------------------------------|------------|
| 1. MICHAEL THOMAS (NO) | 234 |
| 2. TYREEK HILL (KC) | 150 |
| 3. STERLING SHEPARD (NYG) | 138 |

MOST CAREER TD RECEPTIONS AMONG THIRD-YEAR WRs

| PLAYER | TDs |
|----------------------------------|-----------|
| 1. MICHAEL THOMAS (NO) | 17 |
| 2. TYREEK HILL (KC) | 16 |
| 3. STERLING SHEPARD (NYG) | 11 |

MOST CAREER 1ST DOWNS RECEPTIONS AMONG THIRD-YEAR WRs

| PLAYER | 1ST |
|-----------------------------------|-----------|
| 1. MICHAEL THOMAS (NO) | 151 |
| T2. STERLING SHEPARD (NYG) | 88 |
| T2. TYREEK HILL (KC) | 84 |

ENGRAM BY THE NUMBERS

MOST RECEPTIONS/GIANTS ROOKIE

| | | |
|---------------------|-------------|-----------|
| Odell Beckham, Jr.* | 2014 | 91 |
| Jeremy Shockey | 2002 | 74 |
| Sterling Shepard* | 2016 | 65 |
| Evan Engram* | 2017 | 64 |
| Bobby Johnson | 1984 | 48 |
| Hakeem Nicks | 2009 | 47 |

*Active

MOST RECEIVING YARDS/GIANTS ROOKIE

| | | |
|---------------------|-------------|------------|
| Odell Beckham, Jr.* | 2014 | 1,305 |
| Jeremy Shockey | 2002 | 894 |
| Bobby Johnson | 1984 | 795 |
| Hakeem Nicks | 2009 | 790 |
| Evan Engram* | 2017 | 722 |
| Sterling Shepard* | 2016 | 683 |

*Active

MOST RECEPTIONS IN A SINGLE SEASON BY A TIGHT END IN GIANTS HISTORY

| | | |
|------------------------|-------------|-----------|
| 1. Jeremy Shockey | 2002 | 74 |
| T2. Mike Bavaro | 1986 | 66 |
| T2. Jeremy Shockey | 2006 | 66 |
| 4. Jeremy Shockey | 2005 | 65 |
| 5. Evan Engram* | 2017 | 64 |

*Active

MOST TOUCHDOWN RECEPTIONS SINCE 2017 BY NFC TIGHT ENDS

| | | |
|------------------------|------------|----------|
| 1. Jimmy Graham | GB | 10 |
| 2. Kyle Rudolph | MIN | 9 |
| 3. Zack Ertz | PHIL | 8 |
| 4t. Evan Engram | NYG | 7 |
| 4t. O.J. Howard | TB | 7 |





COLLINS BY THE NUMBERS

MOST PASSES DEFENSED SINCE 2015 AMONG SAFTIES

| | | |
|--------------------|-----|----|
| 1. Reggie Nelson | OAK | 31 |
| 2t. Landon Collins | NYG | 30 |
| 2t. Tyrann Mathieu | HOU | 30 |
| 2t. Ron Parker | KC | 30 |
| 2t. Earl Thomas | SEA | 30 |

MOST TACKLES AMONG SAFTIES SINCE 2015

| | | |
|----------------------|---------|-----|
| 1. Landon Collins | NYG | 348 |
| 2. Reshad Jones | MIA | 318 |
| 3. Johnathan Cyprien | TEN | 290 |
| 4. Barry Church | DAL/JAX | 285 |
| 5. Ha-Ha Clinton Dix | GB | 272 |

COLLINS' CAREER SUPERLATIVES

First Team All-Pro: 2016

Pro Bowls: 2016, 2017

NFC Defensive Player of the Week: 2016 Week 7

NFC Defensive Player of the Week: 2016 Week 9

NFC Defensive Player of the Week: 2017 Week 11

NFC Defensive Player of the Month: November 2016



TACKLING MACHINE

Collins is tied for second among all safeties in total tackles since 2017, with 115. The chart below shows the top-ten tacklers among safeties since 2017.

MOST TACKLES (SAFETIES) SINCE 2017

| PLAYER | TEAM(S) | TOTAL TACKLES |
|---------------------------|------------|---------------|
| 1. RESHAD JONES | MIA | 132 |
| 2T. KEANU NEAL | ATL | 115 |
| 2T. LONDON COLLINS | NYG | 115 |
| 2T. JORDAN POYER | BUF | 115 |
| 5. JAHLEEL ADDAE | LAC | 114 |
| 6. DEVIN MCCOURTY | NE | 109 |
| 7. EARL THOMAS | SEA | 106 |
| 8. JAMAL ADAMS | NYJ | 101 |
| 9T. MATTHIAS FARLEY | IND | 99 |
| 9T. REGGIE NELSON | OAK | 99 |

TOP SAFETY

Over the past two seasons, Collins' seven interceptions are tied for the fourth among safeties. The chart below shows the safeties with the most interceptions since 2016.

MOST INTERCEPTIONS (SAFETIES) 2016-2017

| PLAYER | TEAM(S) | INTs |
|---------------------------|-------------------|----------|
| 1. ERIC WEDDLE | BALTIMORE | 10 |
| T2. KEVIN BYARD | TENNESSEE | 8 |
| T2. HA HA CLINTON DIX | GREEN BAY | 8 |
| T2. MICAH HYDE | GREEN BAY/BUFFALO | 8 |
| T4. TRE BOSTON | LAC/ARI | 7 |
| T4. LONDON COLLINS | NY GIANTS | 7 |

DB TREE

LB Alec Ogletree recorded his seventh career interception and his first since Dec. 3, 2017, when playing for the Los Angeles Rams, he picked off a pass from Arizona's Blaine Gabbert and returned it 41 yards for a touchdown. The chart below shows the NFC leaders in interceptions among linebackers since Ogletree entered the league in 2013.

MOST INTERCEPTIONS (NFC LINEBACKERS) SINCE 2013

| PLAYER | TEAM(S) | INTs |
|--------------------------|--------------------------|----------|
| 1. LUKE KUECHLY | CAROLINA | 14 |
| T2. LAVONTE DAVID | TAMPA BAY | 9 |
| T2. MARK BARRON | TAMPA BAY/LA RAMS | 9 |
| T4. JORDAN HICKS | PHILADELPHIA | 7 |
| T4. DEION JONES | ATLANTA | 7 |
| T4. ALEC OGLETREE | LA RAMS/NY GIANTS | 7 |



PICKING ON OPPONENTS

With seven interceptions since the start of the 2016 season, Collins is tied for 7th in the in the NFL over that span among safeties. The chart below shows where Collins ranks in interceptions the previous two seasons among NFL safeties.

MOST INTERCEPTIONS SINCE 2016

| PLAYER | TEAM(S) | INTs |
|---------------------------|------------|----------|
| T1. HA HA CLINTON-DIX | GB | 10 |
| T1. ERIC WEDDLE | BAL | 10 |
| 3. D.J. SWEARINGER SR. | WAS | 9 |
| T4. TRE BOSTON | LAC/ARI | 8 |
| T4. KEVIN BYARD | TEN | 8 |
| T4. MICAH HYDE | BUF | 8 |
| T7. LONDON COLLINS | NYG | 7 |
| T7. EARL THOMAS | SEA | 7 |
| T9. ANTOINE BETHEA | ARI | 6 |
| T9. BARRY CHURCH | DAL/JAC | 6 |

RACKING IN THE STATS

Collins' 21 passes defended over the last two seasons is tied for fourth among safeties.

MOST PASSES DEFENSED (SAFETIES) SINCE 2016

| PLAYER | TEAM(S) | PASSES DEFENSED |
|---------------------------|------------|-----------------|
| 1. MICAH HYDE | GB/BUF | 23 |
| T2. D.J. SWEARINGER SR. | ARI/WAS | 22 |
| T2. ERIC WEDDLE | BAL | 22 |
| T4. KEVIN BYARD | TEN | 21 |
| T4. LONDON COLLINS | NYG | 21 |

A TREE IN THE MIDDLE

LB Alec Ogletree had posted 95-plus tackles in four of his first five NFL seasons.

Ogletree had his most productive season as a professional in 2017, when he led the Rams defense with 171 tackles. Since 2014, Ogletree ranks fifth among NFC linebackers in total tackles.

MOST TACKLES AMONG NFC LINEBACKERS SINCE 2014

| PLAYER | TEAM | TOTAL TACKLES |
|-------------------------|------------|---------------|
| 1. BOBBY WAGNER | SEA | 530 |
| 2. LUKE KUECHLY | CAR | 524 |
| 3. LAVONTE DAVID | TB | 499 |
| 4. K.J. WRIGHT | SEA | 456 |
| 5. ALEC OGLETREE | NYG | 402 |
| 6. THOMAS DAVIS | CAR | 387 |



A HISTORY OF WINNING

The New York Giants are third in NFL history in franchise victories. They trail only the Chicago Bears and the Green Bay Packers for the most all-time wins, including playoffs. Their 710 wins also make them one of only three franchises that has won over 700 games in their history. The chart below shows the top 10 winningest franchises in NFL history.

Most Wins in NFL History (Including Playoffs)

| TEAM | Wins |
|---------------------------|------------|
| 1. GREEN BAY PACKERS | 772 |
| 2. CHICAGO BEARS | 768 |
| 3. NEW YORK GIANTS | 712 |
| 4. PITTSBURGH STEELERS | 651 |
| 5. WASHINGTON REDSKINS | 618 |
| 6. PHILADELPHIA EAGLES | 587 |
| 7. LOS ANGELES RAMS | 577 |
| 8. DETROIT LIONS | 561 |
| 9. SAN FRANCISCO 49ERS | 559 |
| 10. ARIZONA CARDINALS | 557 |



FREQUENT CHAMPIONS

The Giants have won five NFC championships since the 1986 season and are tied for the most conference titles with the San Francisco 49ers over the last 30 years. The Giants are also tied with the New England Patriots for the most Super Bowl wins in the past decade.

MOST SUPER BOWL WINS IN LAST 10 YEARS (2007-2017)

| | |
|-----------------|---|
| New York Giants | 2 |
| New England | 2 |
| 6 Other Teams | 1 |

MOST SUPER BOWL WINS IN LAST 30 YEARS (1986-2016)

| | |
|-----------------|---|
| New England | 5 |
| New York Giants | 4 |
| San Francisco | 4 |
| Dallas | 3 |
| Denver | 3 |

MOST NFC CHAMPIONSHIPS IN LAST 15 YEARS (2001-2016)

| | |
|-----------------|---|
| New York Giants | 3 |
| Seattle | 3 |
| St. Louis | 2 |
| Carolina | 2 |

MOST NFC CHAMPIONSHIPS IN LAST 30 YEARS (1986-2016)

| | |
|-----------------|---|
| New York Giants | 5 |
| San Francisco | 5 |
| Dallas | 3 |
| Green Bay | 3 |
| Seattle | 3 |

FAST FIVE

WR STERLING SHEPARD

Q: WHO IS YOUR ALL-TIME FAVORITE ATHLETE?

A: KOBE BRYANT. HE WAS RELENTLESS, AND HE WAS THE BEST ALL-AROUND ON THE COURT EVERY TIME HE STEPPED ON THE COURT. YOU ALWAYS KNEW WHO THE BEST WAS.

Q: IF YOU COULD LIVE ANYWHERE ELSE, WHAT CITY WOULD YOU CHOOSE?

A: LOS ANGELES. THE WEATHER'S ALWAYS GOOD THERE.

Q: WHAT IS THE BIGGEST SURPRISE OF BEING A NEW FATHER?

A: SLEEP - OR LACK OF. I GUESS I KNEW THAT WAS GOING TO HAPPEN, BUT THAT GETS TOUGH.

Q: IF YOU COULD SWITCH LIVES WITH SOMEONE FOR A DAY, WHO WOULD IT BE?

A: SHAQUILLE O'NEAL. I WANT TO SEE WHAT IT'S LIKE TO BE THAT TALL.

Q: ADVICE FOR A ROOKIE?

A: CONTINUE TO KEEP GRINDING. IT'S A LONGER SEASON IN THE NFL THAN IT IS IN COLLEGE, SO YOU'VE GOT TO CONTINUE TO GRIND AND STAY ON YOUR CRAFT.

HT
5-10

WT
203

COLLEGE
OKLAHOMA

NFL EXP.
3

GIANTS EXP.
3



PLAYERS NOT INCLUDED
IN MEDIA GUIDE

G I A N T S P R I D E





KAELIN CLAY

WIDE RECEIVER

HT: 5-10 WT: 200

COLLEGE – UTAH

HIGH SCHOOL – LONG BEACH POLY (CALIF.)

HOW ACQUIRED – FREE AGENT (2018)

NFL EXP: 4TH YEAR

TRANSACTIONS:

- Originally a 6th round (184th pick overall) draft choice by the Tampa Bay Buccaneers in 2015...Waived by Tampa Bay on Sept. 5, 2015...Signed to Tampa Bay's practice squad on Sept. 8, 2015...Waived by Tampa Bay on Sept. 15, 2015...Signed to the Detroit Lions' practice squad on Sept. 22, 2015...Signed to the Baltimore Ravens' active roster on Nov. 17, 2015...Waived by Baltimore on Nov. 11, 2016...Signed by the Carolina Panthers on April 10, 2017...Traded to the Buffalo Bills on Sept. 2, 2017...Waived by the Buffalo Bills on Oct. 23, 2017...Signed by Carolina on Oct. 24, 2017...Signed as a free agent by Buffalo on March 29, 2018...Waived by Buffalo on Sept. 1, 2018...Awarded off waivers on Sept. 2, 2018.

CAREER HIGHLIGHTS:

- Clay has played in 20 regular-season games with 2 starts, and has played in 1 postseason game...Career totals include 6 catches for 85 yards and 3 rushes for 27 yards...Has returned 17 kickoffs for 395 yards (23.2-yard avg.) and 42 punts for 393 yards (9.4-yard avg.) and 2 touchdowns.

- In the postseason, Clay has 3 catches for 32 yards and returned 1 punt for 11 yards.

- In 2017, Clay played in 10 games with 2 starts for the Panthers and 3 games for the Bills...Finished with 6 catches for 85 yards and 3 carries for 27 yards...Returned 3 kickoffs for 52 yards and 19 punts for 149 yards (7.8-yard avg.) and 1 touchdown, including a 60-yard touchdown...Had first career catch for 28 yards vs. Denver (9/24)...Had 1 rush for 29 yards and returned a punt 60 yards for a touchdown at the Jets (11/26)...Had 2 catches for 24 yards vs. Tampa Bay (12/24)...Had career-high 3 catches for 32 yards in the NFC Wild Card Game at New Orleans (1/7).

- In 2015, played in 7 games for the Ravens...Returned 14 kickoffs for 343 yards (24.5-yard avg.) and 23 punts for 244 yards (10.6-yard avg.), including an 82-yard touchdown at Cleveland (11/30).

COLLEGE:

- Clay played 1 year at Utah after transferring from Mt. San Antonio College, where he was named first-team all-conference with 16 touchdowns...In 2014, made 4 different All-America teams as a return specialist with Utah, and was named 1st-team All-Pac-12 as a return specialist...Finished the season with a punt return average of 15.0 yards and 3 touchdowns...Also returned a kickoff for a touchdown and had a 24.9-yard average on kickoff returns...Had 43 catches for 523 yards and 4 touchdowns

PERSONAL:

Cousin, Randall Goforth, played for the Philadelphia Eagles...In high school, Clay rushed for 1,048 yards and posted another 524 receiving to combine for 1,572 rushing and receiving yards as a senior, while scoring 15 touchdowns and adding 13 punt returns for 206 yards.

CLAY'S CAREER TOTALS

REGULAR SEASON

| | | RECEIVING | | | | | |
|---------------|-----------|-----------|----------|-----------|-------------|-----------|----------|
| YEAR | GP | GS | NO | YDS | AVG | LG | TD |
| 2015 BUF | 7 | 0 | 0 | 0 | 0.0 | 0 | 0 |
| 2017 BUF | 3 | 0 | 1 | 28 | 28.0 | 28 | 0 |
| 2017 CAR | 10 | 2 | 5 | 57 | 11.4 | 15 | 0 |
| Totals | 20 | 2 | 6 | 85 | 14.2 | 28 | 0 |

Additional Statistics: 2015: 14 kickoff returns for 343 yards, 23 punt returns for 244 yards and 1 touchdown (82 yards at Cleveland, 11/3); 2017: 3 kickoff returns for 52 yards, 19 punt returns for 149 yards and 1 touchdown (60 yards at the Jets, 11/26. Also has 3 career rushing attempts for 27 yards.

POSTSEASON

| | | RECEIVING | | | | | |
|---------------|----------|-----------|----------|-----------|-------------|-----------|----------|
| YEAR | GP | GS | NO | YDS | AVG | LG | TD |
| 2017 CAR | 1 | 0 | 3 | 32 | 10.7 | 21 | 0 |
| Totals | 1 | 0 | 3 | 32 | 10.7 | 21 | 0 |

Additional Statistics: 2017: 2 punt returns for 11 yards.



STACY COLEY

WIDE RECEIVER

HT: 6-0 WT: 195

COLLEGE – MIAMI [FL]

HIGH SCHOOL – NORTHEAST HIGH SCHOOL (OAKLAND PARK, FLA.)

HOW ACQUIRED – FREE AGENT (2018)

NFL EXP: 2ND YEAR

TRANSACTIONS:

- Originally a 7th round (219th pick overall) draft choice by the Minnesota Vikings in 2017...Waived by the Vikings on Sept. 18, 2018...Signed by the Giants on Sept. 19, 2018

CAREER HIGHLIGHTS:

- Coley played in 4 regular-season career games and 1 postseason game for the Vikings...Returned 1 kickoff for 19 yards.
- As a rookie in 2017, played in 4 regular-season games and the NFC Championship Game for Minnesota...Made his NFL debut vs. New Orleans (9/11)... Had his first career kickoff return for 19 yards vs. Green Bay (10/15)...Played in the NFC Championship Game at Philadelphia (1/21)

COLLEGE:

- Coley played in 49 career games with 31 starts for the Miami Hurricanes...Finished 2nd in school history with 166 career receptions with 166, trailing Reggie Wayne...Was 4th in receiving touchdowns (20) and 5th in receiving yards (2,218) in school history...As a senior, earned All-ACC 3rd-team honors after setting career highs in catches (63), receiving yards (754) and touchdowns (9)...In his first 2 seasons, returned 47 kickoffs for 1,142 yards (24.3-yard avg.), including an 88-yard return vs. Savannah State as a freshman.

PERSONAL:

- Four-star recruit from Northeast High School in Oakland Park, Fla....Selected an Under Armour All-America in 2013...Coached by former NFL running back and Miami Hurricanes standout Donnell Bennett at Northeast.

CLAY'S CAREER TOTALS

| REGULAR SEASON | | | RECEIVING | | | | |
|----------------|----|----|-----------|-----|-----|----|----|
| YEAR | GP | GS | NO | YDS | AVG | LG | TD |
| 2017 MIN | 4 | 0 | 0 | 0 | 0.0 | 0 | 0 |
| Totals | 4 | 0 | 0 | 0 | 0.0 | 0 | 0 |

Additional Statistics: 2017: 1 kick return for 19 yards, 2 punt return fair catches.

| POSTSEASON | | | RECEIVING | | | | |
|------------|----|----|-----------|-----|-----|----|----|
| YEAR | GP | GS | NO | YDS | AVG | LG | TD |
| 2017 CAR | 1 | 0 | 0 | 0 | 0.0 | 0 | 0 |
| Totals | 0 | 0 | 0 | 0 | 0.0 | 0 | 0 |



MARIO EDWARDS

DEFENSIVE END

HT: 6-3 WT: 280

COLLEGE – FLORIDA STATE

HIGH SCHOOL – BILLY RYAN (DENTON, TEXAS)

HOW ACQUIRED – FREE AGENT (2018)

NFL EXP: 4TH YEAR

TRANSACTIONS:

- Originally a 2nd round (35th pick overall) draft choice by the Oakland Raiders in 2015...Waived by Oakland on Sept. 1, 2018...Awarded off waivers on Sept. 2, 2018.

CAREER HIGHLIGHTS:

- Edwards played in 30 career regular-season games with 24 starts and played in 1 postseason game in 3 seasons with the Raiders...Career totals include 68 tackles (48 solo), 5.5 sacks, 3 forced fumbles, and 3 passes defended...In the postseason, Edwards had 5 tackles (4 solo).

- In 2017, Edwards started all 14 games in which he played, missing 2 games with an ankle injury...Posted 23 tackles (15 solo) and a career-high 3.5 sacks...Recorded 1 tackle and added a career-high 1.5 sacks vs. the Jets (9/17)...Posted a season-high 6 tackles (4 solo) vs. the Chargers (10/15)...Left the game in the first half due with an ankle injury at Kansas City (12/10)...Returned to action with a start, but left the game in the first half with an ankle injury at the Chargers (12/31).

COLLEGE:

- Edwards appeared in 36 games with 26 starts, primarily on defensive end, at Florida State...Totaled 89 tackles (52 solo), 23 tackles for loss, 8.0 sacks, 7 passes defended, 3 forced fumbles and 2 fumble recoveries...As a junior, named All-ACC First Team by the coaches and media as a junior...Two-time ACC Defensive Lineman of the Week...As a sophomore, started at right end for the nation's third-ranked total defense (281.4 yards per game) and No. 1 scoring defense (12.1 points per game)...Third-team All-ACC selection...Became the only true freshman to register a start for the Seminoles on defense.

PERSONAL:

Attended two different high schools in Denton, Texas... Was a 3-sport star athlete in football, baseball and track at Prosper High School...Transferred to Billy Ryan High School for his junior and senior seasons... Named the Texas Class 4A Defensive Player of the Year by the Associated Press in 2011...Named the USA Today High School Defensive Player of the Year as a senior... Earned All-American honors from USA Today, Parade, Sports Illustrated (second-team) and ESPN...Listed as No. 1 prospect by ESPN, Scout and 247Sports...Rivals.com listed him at No. 3 nationally...Also competed as a shot putter in his final 2 years of high school...His father, Mario Edwards, was also a former FSU star and played five NFL seasons as a cornerback, four with the Dallas Cowboys (2000-03) and one with the Tampa Bay Buccaneers (2004).

EDWARDS' CAREER TOTALS

| YEAR | GP | GS | T | A | TOT | SKS | FF | FR |
|---------------|-----------|-----------|-----------|-----------|------------|------------|-----------|-----------|
| 2015 OAK | 14 | 10 | 31 | 10 | 41 | 2.0 | 3 | 0 |
| 2016 OAK | 2 | 0 | 4 | 2 | 4 | 0.0 | 0 | 0 |
| 2017 OAK | 14 | 14 | 15 | 8 | 23 | 3.5 | 0 | 0 |
| Totals | 30 | 24 | 48 | 20 | 68 | 5.5 | 3 | 0 |



ANTONIO HAMILTON

CORNERBACK
HT: 6-0 WT: 190
COLLEGE – SOUTH CAROLINA STATE
HIGH SCHOOL – STROM THURMOND (JOHNSTON, SC)
HOW ACQUIRED – FREE AGENT (2018)
NFL EXP: 3RD YEAR

TRANSACTIONS:

- Originally signed as an undrafted free agent by the Oakland Raiders on May 10, 2016...Waived by Oakland on Sept. 1, 2018...Awarded off waivers on Sept. 2, 2018.

CAREER HIGHLIGHTS:

- Hamilton has played in 12 regular-season games and has made 12 solo tackles on defense and 2 on special teams.
- In 2017, played in 8 games on defense and special teams for the Raiders...Finished with 9 solo tackles...Placed on injured reserve with a knee injury on Oct. 14 and was activated on Dec. 15...Posted a career-high 8 tackles at the Chargers (12/31).
- As a rookie in 2016, played in 4 games and recorded 3 tackles...Recorded his first 3 career tackles vs. Carolina (11/27).

COLLEGE:

- Played in 33 games in 3 seasons at South Carolina State...Totaled 73 tackles (66 solo), 1.0 sack, 9 tackles for loss, 4 interceptions and 9 passes defended...Returned 33 kickoffs for 818 yards (24.8-yard avg.) and 2 touchdowns...Also returned 23 punts for 498 yards (21.6-yard avg.) and 2 touchdowns...As a senior, named 2nd team preseason All-MEAC as a return specialist...Ranked 2nd in the MEAC with 22 kickoff returns for 503 yards (22.9-yard avg.) with 1 touchdowns...Led the nation in kickoff return yards...As a junior, earned All-MEAC honors as a return specialist...Led the nation (FCS I-AA) with 15 punt returns for 384 yards (25.6-yard avg.) and 2 touchdowns...Named MEAC Special Teams Player of the Week 3 times.

PERSONAL:

- Attended Strom Thurmond High School in Johnston, S.C. where he lettered in both football and basketball.

HAMILTON'S CAREER TOTALS

| REGULAR SEASON | | | | TACKLES | | | | INTERCEPTIONS | | | | | | | |
|----------------|-----------|----------|-----------|----------|-----------|------------|----------|---------------|----------|----------|----------|------------|----------|----------|--|
| YEAR | GP | GS | T | A | TOT | SKS | PD | FF | FR | NO | YDS | AVG | LG | TD | |
| 2016 OAK | 4 | 0 | 3 | 0 | 3 | 0.0 | 0 | 0 | 0 | 0 | 0 | 0.0 | 0 | 0 | |
| 2017 OAK | 8 | 0 | 9 | 0 | 9 | 0.0 | 0 | 0 | 0 | 0 | 0 | 0.0 | 0 | 0 | |
| Totals | 12 | 0 | 12 | 0 | 12 | 0.0 | 0 | 0 | 0 | 0 | 0 | 0.0 | 0 | 0 | |

Additional statistics: 2017 – 2 special teams tackles



MIKE JORDAN

DEFENSIVE BACK

HT: 6-1 WT: 200

COLLEGE – MISSOURI WESTERN STATE

HIGH SCHOOL – HAZELWOOD CENTRAL (FLORISSANT, MO.)

HOW ACQUIRED – FREE AGENT (2018)

NFL EXP: 3RD YEAR

TRANSACTIONS:

- Originally signed as an undrafted free agent by the Los Angeles Rams on May 6, 2016...Waived by the Rams on Sept. 3, 2016...Signed to the Rams' practice squad on Sept. 5, 2016...Signed to the Rams' active roster on Nov. 22, 2016...Waived by the Rams on Sept. 2, 2017...Claimed by the Cleveland Browns off waivers on Sept. 3, 2017...Waived by Cleveland on Sept. 1, 2018...Awarded off waivers on Sept. 2, 2018.

CAREER HIGHLIGHTS:

- Jordan has played in 20 regular-season games with 3 starts...Career totals include 37 tackles, 1 tackle for loss, 5 passes defended and 1 fumble recovery.
- In 2017, played in 15 games with 1 start at cornerback for the Browns...Totaled 17 tackles (13 solo) and 3 passes defended...Also had 6 special teams tackles...Started vs. Baltimore (12/17) and tied his career highs with 8 tackles (5 solo).
- In 2016, played in 5 games with 2 starts for the Rams...Recorded 20 tackles (15 solo) and 3 passes defended...Registered 8 tackles (5 solo) in NFL debut at cornerback at New England (12/4).

COLLEGE HIGHLIGHTS:

- In 2015, was named to 5 All-America first teams (Don Hansen, D2Football.com, NFCA, D2CCA, AP Little All-American) in 2015...Unanimous first-team All-MIAA...Led the MIAA and was 2nd in DII with 22 pass

break-ups...Recorded 5 interceptions and 17 passes defended...Totaled 41 tackles...Finished career with 16 interceptions, tied for 2nd-most in school history...In 2014, earned first-team All-MIAA for the 2nd time of his career after totaling 37 tackles (26 solo)...Intercepted 4 passes, which he returned for 68 yards...Honors included 1st-team All-MIAA, 1st-team AFCA All-America, and 3rd-team AP Little All-America Team...In 2013, named 1st-team All-MIAA...Finished with 48 total tackles, 2 tackles for a loss, 3 interceptions, and 8 pass break-ups...In 2012, played in all 14 games with 12 starts...Named Freshman of the Year in the MIAA...Named Honorable Mention All-MIAA...Had 4 interceptions and 2 touchdowns.

PERSONAL:


- Attended Hazelwood Central High School in Florissant, Mo...Recorded 46 tackles and 8 interceptions as a senior...Added 31 receptions for 679 yards and 8 touchdowns as a wide receiver...Named 1st-team All-State as a senior. Majored in business.

JORDAN'S CAREER TOTALS

REGULAR SEASON

| REGULAR SEASON | | | | TACKLES | | | | INTERCEPTIONS | | | | | | |
|----------------|----|----|----|---------|-----|-----|----|---------------|----|----|-----|-----|----|----|
| YEAR | GP | GS | T | A | TOT | SKS | PD | FF | FR | NO | YDS | AVG | LG | TD |
| 2016 LAR | 5 | 2 | 15 | 5 | 20 | 0.0 | 2 | 0 | 1 | 0 | 0 | 0.0 | 0 | 0 |
| 2017 CLE | 15 | 1 | 13 | 4 | 17 | 0.0 | 3 | 0 | 0 | 0 | 0 | 0.0 | 0 | 0 |
| Totals | 20 | 3 | 28 | 9 | 37 | 0.0 | 5 | 0 | 1 | 0 | 0 | 0.0 | 0 | 0 |

Additional statistics: 2017 – 6 special teams tackles



KAMRIN MOORE

DEFENSIVE BACK

HT: 5-11 WT: 200

COLLEGE – BOSTON COLLEGE

HIGH SCHOOL – BISHOP DENIS J. O'CONNELL

[ARLINGTON, VA.]

HOW ACQUIRED – FREE AGENT (2018)

NFL EXP: ROOKIE

TRANSACTIONS:

- Originally a 6th round (189th pick overall) draft choice by the New Orleans Saints in 2018...Waived by New Orleans on Sept. 1, 2018...Awarded off waivers on Sept. 2, 2018.

CAREER HIGHLIGHTS:

- As a senior, was voted captain by his teammates... Started all 10 games in which he played before suffering a season-ending shoulder injury...Finished with 50 tackles, 2 stops for loss, 9 passes defended and 1 fumble recovery...Made his 14th consecutive start at cornerback and participated in all 78 defensive plays at Northern Illinois (9/1)...Made 5 tackles, 1 pass breakup and 1 stop for loss vs. Wake Forest (9/9)...Recorded 6 tackles and 2 pass breakups vs. Notre Dame (9/16)...Finished with 4 tackles and locked up his receivers all day at No. 2 Clemson (9/23)...Had 6 tackles, 1 stop for loss and a pass breakup vs. Central Michigan (9/30)...Had a key pass breakup on the 2-point conversion attempt in the first half...Had 8 tackles and a pass breakup vs. Virginia Tech...Contributed 4 tackles and recovered a fumble with less than 2 minutes left to set up the game-winning field goal at Louisville (10/14)...Posted 5 tackles and a pass breakup in the 35-3 win vs. Florida State (10/27)...Left the game vs. N.C. State (11/11) in the 2nd quarter due to a shoulder injury...Did not play vs. UConn (11/18), snapping a streak of 23 consecutive starts...Invited to the Reese's Senior Bowl.

2017:

- Started all 13 games at right corner...Recorded 43 tackles (33 solo), 1.5 tackles for a loss, 2 interceptions, 5 pass breakups and 1 fumble recovery...Part of a defense that ranked in the top 10 in the nation in 8 categories, including 9th in total defense (314.2 yards/game) and 10th in takeaways (27)...Tallied 3 tackles, including half a tackle for loss, and broke up a pass vs. Massachusetts...Recorded 1st career interception to seal victory for the Eagles at North Carolina State...Had team-high 6 tackles against Connecticut; also recorded 1 interception and recovered his 1st career fumble...Registered 4 tackles in win at Wake Forest...Recorded 3 solo stops and a pass defense in the Quick Lane Bowl victory over Maryland.

2016:

- Started all 13 games at right corner...Recorded 43 tackles (33 solo), 1.5 tackles for a loss, 2 interceptions, 5 pass breakups and 1 fumble recovery...Part of a defense that ranked in the top 10 in the nation in 8 categories, including 9th in total defense (314.2 yards/game) and 10th in takeaways (27)...Tallied 3 tackles, including half a tackle for loss, and broke up a pass vs. Massachusetts...Recorded 1st career interception to seal victory for the Eagles at North Carolina State...Had team-high 6 tackles against Connecticut; also recorded 1 interception and

recovered his 1st career fumble...Registered 4 tackles in win at Wake Forest...Recorded 3 solo stops and a pass defense in the Quick Lane Bowl victory over Maryland.

2015:

- Started the first 8 games of the season at left cornerback before suffering a season-ending leg injury at Louisville...Registered 25 tackles and 4 passes defended...A member of the Eagles defense that ranked 1st nationally in total defense (254.3 yards) and 5th in passing efficiency against (104.66)...Tallied 3 tackles (2 solo) in the opener vs. Maine...Added 3 tackles (2 solo) vs. Florida State...Collected a career-high 10 tackles, including 8 solo stops at No. Clemson.

2014:

- Played in all 13 games and finished with 22 tackles (15 solo) and 4 passes defended...Member of nation's 2nd ranked, allowing just 94.5 rushing yards per game...Recorded 2 tackles (1 solo) against No. 9 Southern California...Recorded 5 tackles (2 solo) vs. Penn State in the New Era Pinstripe Bowl.

PERSONAL:

- Majored in communication...Earned VISAA All-State, 2nd Team All-County and 2nd Team All-WCAC honors in 2013 at Bishop Denis J. O'Connell (Arlington, Va.) High School...Concluded the 2013 season with 45 tackles, 1 sack, 2 fumble recoveries, 12 pass breakups and 5 interceptions

- Started the first 8 games of the season at left cornerback before suffering a season-ending leg injury at Louisville...Registered 25 tackles and 4 passes defended...A member of the Eagles defense that ranked 1st nationally in total defense (254.3 yards) and 5th in passing efficiency against (104.66)...Tallied 3 tackles (2 solo) in the opener vs. Maine...Added 3 tackles (2 solo) vs. Florida State...Collected a career-high 10 tackles, including 8 solo stops at No. Clemson.

2014:


- Played in all 13 games and finished with 22 tackles (15 solo) and 4 passes defended...Member of nation's 2nd ranked, allowing just 94.5 rushing yards per game...Recorded 2 tackles (1 solo) against No. 9 Southern California...Recorded 5 tackles (2 solo) vs. Penn State in the New Era Pinstripe Bowl.

PERSONAL:

- Majored in communication...Earned VISAA All-State, 2nd Team All-County and 2nd Team All-WCAC honors in 2013 at Bishop Denis J. O'Connell (Arlington, Va.) High School...Concluded the 2013 season with 45 tackles, 1 sack, 2 fumble recoveries, 12 pass breakups and 5 interceptions

MOORE'S COLLEGIATE STATISTICS

| REGULAR SEASON | | | | TACKLES | | | | INTERCEPTIONS | | | | | | |
|----------------|----|----|----|---------|-----|-----|----|---------------|----|----|-----|------|----|----|
| YEAR | GP | GS | T | A | TOT | SKS | PD | FF | FR | NO | YDS | AVG | LG | TD |
| 2014 | 13 | 0 | 15 | 7 | 22 | 0 | 4 | 0 | 0 | 0 | 0 | 0.0 | 0 | 0 |
| 2015 | 8 | 8 | 21 | 4 | 25 | 0 | 4 | 0 | 0 | 0 | 0 | 0.0 | 0 | 0 |
| 2016 | 13 | 13 | 33 | 10 | 43 | 0 | 5 | 0 | 1 | 2 | -1 | -0.5 | 0 | 0 |
| 2017 | 10 | 10 | 29 | 21 | 50 | 0 | 9 | 0 | 1 | 0 | 0 | 0 | 0 | 0 |
| Totals | 44 | 31 | 98 | 42 | 140 | 0 | 22 | 0 | 2 | 0 | -1 | -0.5 | 0 | 0 |



ELI PENNY

RUNNING BACK
HT: 6-2 WT: 234
COLLEGE – IDAHO
HIGH SCHOOL – NORWALK (CALIF.)
HOW ACQUIRED – FREE AGENT (2018)
NFL EXP. – 2ND YEAR
GIANTS EXP. – 1ST YEAR

TRANSACTIONS:

- Signed as a rookie free agent by the Arizona Cardinals on May 9, 2016...Waived on Sept. 3, 2016...Signed to Arizona's practice squad on Sept. 4, 2016...Signed by Arizona to a reserve/futures contract on Jan. 3, 2017...Waived by Arizona on Sept. 1, 2018...Signed to Arizona's practice squad on Sept. 2, 2018...Signed by the Giants off Arizona's practice squad on Sept. 19, 2018.

CAREER HIGHLIGHTS:

- Penny played in all 16 games for the Cardinals in 2017, when he had 31 rushing attempts for 124 yards and 2 touchdowns, 4 receptions for 38 yards, and 11 special teams tackles.
 - Led the team with a career-high 3 special teams tackles in his NFL debut at Detroit (9/10)...Gained 1 yards on his first career carry vs. San Francisco (10/1)...Gained 6 yards on his first reception and had a special teams tackle at Philadelphia (10/8)...Scored his first NFL touchdown on a 1-yard run vs. the Rams (12/3)...Established career highs with 10 carries and 45 rushing yards, including a career-long 14-yard gain at Washington (12/17)...Scored his 2nd touchdown on a 4-yard run at Seattle (12/31).

COLLEGE:

- Played in 23 games with 14 starts in 2 seasons at Idaho after transferring from Cerritos College...Finished career with 385 carries for 1,748 yards and 22 touchdowns, and 39 catches for 346 yards and 3 scores...Also returned 15 kickoffs for 278 yards...As a senior, started all 12 games and led the team with 1,159 rushing yards and 10 touchdowns on 246 attempts, plus 27 receptions passes for 239 yards and two scores...In 2014, played in 11 games with 2 starts in his first season at Idaho...Led the team with 589 rushing yards and 12 touchdowns on 139 carries, plus 12 catches for 107 yards and a score...Prior to transferring to Idaho, ran for 1,338 yards on 199 carries and scored a school record 20 touchdowns as a sophomore at Cerritos College in Norwalk, Calif...Named first-team All-America and the Northern Conference Offensive Player of the Year...Began his career at College of the Sequoias in Visalia, Calif., where he played in 8 games and had 22 carries for 102 yards and 2 touchdowns.

PERSONAL:

- General studies major...Graduated from Norwalk (Calif.) High School, where he played running back, defensive end and linebacker...As a senior, earned All-State honors and was named all-area each of his last 2 seasons...Two-time winner of the Suburban League MVP and was the Wave Newspaper East Region Player of the Year after gaining 2,005 yards and scoring 18 touchdowns as a senior...Added 29 tackles and 1.5 sacks on defense...As a junior, ran for 1,569 yards and 22 touchdowns while totaling 62 tackles, 8 sacks and 4 interceptions...Brother, Rashaad, was a first-team All-American running back at San Diego State, where he led the NCAA with 2,248 rushing yards in 2017; Rashaad was drafted by Seattle in the first round (27th overall) of the 2018 NFL Draft.

PENNY'S CAREER TOTALS

| REGULAR SEASON | | | | RUSHING | | | | RECEIVING | | | | | |
|----------------|-----------|----------|-----------|------------|------------|-----------|----------|-----------|-----------|------------|-----------|----------|--|
| YEAR | GP | GS | ATT | YDS | AVG | LG | TD | NO | YDS | AVG | LG | TD | |
| 2017 ARI | 16 | 0 | 31 | 124 | 4.0 | 14 | 2 | 4 | 38 | 9.5 | 18 | 1 | |
| Totals | 17 | 0 | 31 | 124 | 4.0 | 14 | 2 | 4 | 38 | 9.5 | 18 | 1 | |

Additional statistics: 2017 – 11 special teams tackles.



SPENCER PULLEY

CENTER/GUARD

HT: 6-4 WT: 308

COLLEGE – VANDERBILT

HIGH SCHOOL – EVANGELICAL CHRISTIAN (CORDOVA, TENN.)

HOW ACQUIRED – FREE AGENT (2018)

NFL EXP: 3RD YEAR

TRANSACTIONS:

- Originally signed as an undrafted free agent by the San Diego Chargers on May 2, 2016...Waived by the Chargers on Sept. 1, 2018...Awarded off waivers on Sept. 2, 2018.

CAREER HIGHLIGHTS:

- Pulley played in 32 games with 16 starts in 2 seasons with the Charger.
 - In 2017, started all 16 games at center...Was a member of an offensive line that allowed an NFL-low 18 sacks...Helped provide protection for Philip Rivers, who threw for 4,515 yards and 28 touchdowns...Part of an offensive line that helped Melvin Gordon rush for 1,105 yards and 8 touchdowns...Led all Chargers offensive players with 1,056 offensive snaps.
 - In 2016, saw action in all 16 games at center, left guard and right guard...Provided protection on special teams.

COLLEGE:

- Played 4 years at Vanderbilt after redshirting in 2011...Totaled 41 starts, including 37 straight...As a senior, moved to center after playing right guard his junior and sophomore years...Was a team captain senior year and was a three-time member of the SEC Academic Honor Roll...Earned SEC Offensive Lineman of the Week in 2015.

PERSONAL:

- Born in Memphis, Tennessee...Earned a degree in human and organizational development from Vanderbilt...Awarded the Division II-Class A Mr. Football Award as the state's top lineman as a senior left tackle in high school...Was a team captain, first-team Division II-A All-State and the district offensive line MVP as a senior...Played in the Tennessee East-West All-Star game...Also earned 3 letters in track & field.

PULLEY'S GAMES PLAYED/STARTED

REGULAR SEASON GAMES PLAYED/STARTED

| YEAR | GP | GS |
|---------------|-----------|-----------|
| 2016 SD | 16 | 0 |
| 2017 LAC | 16 | 16 |
| Totals | 32 | 16 |

G I A N T S P R I D E

ROSTER BREAKDOWN





2018 NEW YORK GIANTS ALPHABETICAL ROSTER

(as of Sept. 25, 2018)

| NO. | LAST | FIRST | POS. | HT. | WT. | AGE | EXP. | COLLEGE | HOMETOWN | HOW ACQUIRED |
|-----|--------------|----------|------|------|-----|-----|------|------------------------|----------------------|--------------|
| 24 | Apple | Eli | CB | 6-1 | 203 | 23 | 3 | Ohio State | Voorhees, N.J. | D1-'16 |
| 55 | Armstrong | Ray-Ray | LB | 6-3 | 235 | 27 | 6 | Miami (FL) | Sanford, FL | FA-'17 |
| 26 | Barkley | Saquon | RB | 6-0 | 233 | 21 | R | Penn State | Bronx, N.Y. | D1-'18 |
| 53 | Barwin | Connor | LB | 6-4 | 255 | 31 | 10 | Cincinnati | Southfield, MI | FA-'18 |
| 13 | Beckham Jr. | Odell | WR | 5-11 | 200 | 25 | 5 | LSU | New Orleans, LA | D1-'14 |
| 67 | Brown | Evan | C | 6-2 | 305 | 21 | R | SMU | Dallas, TX | FA-'18 |
| 59 | Carter | Lorenzo | LB | 6-5 | 252 | 22 | R | Georgia | Norcross, GA | D3-'18 |
| 36 | Chandler | Sean | S | 5-10 | 200 | 22 | R | Temple | Camden, N.J. | FA-'18 |
| 15 | Clay | Kaelin | WR | 5-10 | 195 | 26 | 4 | Utah | Long Beach, CA | FA-'18 |
| 83 | Coley | Stacy | WR | 6-0 | 195 | 23 | 2 | Miami (FL) | Pompano Beach, FL | FA-'18 |
| 21 | Collins | Landon | S | 6-0 | 222 | 24 | 4 | Alabama | Geismar, LA | D2-'15 |
| 58 | Davis | Tae | LB | 6-0 | 222 | 22 | R | Tennessee-Chatt. | Oxford, AL | FA-'18 |
| 38 | Deayon | Donte | CB | 5-9 | 159 | 24 | 2 | Boise State | Fontana, CA | FA-'16 |
| 51 | DeOssie | Zak | LS | 6-5 | 250 | 34 | 12 | Brown | No. Andover, MA | D4-'07 |
| 9 | Dixon | Riley | P | 6-5 | 227 | 25 | 3 | Syracuse | Oneida, N.Y. | T(DEN)-'18 |
| 99 | Edwards Jr. | Mario | DL | 6-3 | 280 | 24 | 4 | Florida State | Gautier, MS | FA-'18 |
| 85 | Ellison | Rhett | TE | 6-5 | 254 | 29 | 7 | USC | Mountain View, CA | FA-'17 |
| 88 | Engram | Evan | TE | 6-3 | 240 | 24 | 2 | Ole Miss | Powder Springs, GA | D1-'17 |
| 74 | Flowers | Ereck | T | 6-6 | 334 | 24 | 4 | Miami (FL) | Miami, FL | D1-'15 |
| 22 | Gallman Jr. | Wayne | RB | 6-0 | 217 | 23 | 2 | Clemson | Loganville, GA | D4-'17 |
| 93 | Goodson | B.J. | LB | 6-1 | 243 | 25 | 3 | Clemson | Lamar, S.C. | D4-'16 |
| 73 | Greco | John | G | 6-5 | 316 | 33 | 11 | Toledo | Youngstown, OH | FA-'17 |
| 30 | Hamilton | Antonio | CB | 6-0 | 190 | 25 | 3 | South Carolina State | Johnston, S.C. | FA-'18 |
| 98 | Harrison Sr. | Damon | DL | 6-3 | 355 | 29 | 7 | William Penn | Westlake, LA | FA-'16 |
| 71 | Hernandez | Will | G | 6-2 | 335 | 23 | R | UTEP | Las Vegas, NV | D2-'18 |
| 95 | Hill | B.J. | DL | 6-3 | 303 | 23 | R | N.C. State | Oakboro, N.C. | D3-'18 |
| 20 | Jenkins | Janoris | CB | 5-10 | 190 | 29 | 7 | North Alabama | Pahokee, FL | FA-'16 |
| 91 | Jenkins | John | DT | 6-3 | 327 | 29 | 6 | Georgia | Meriden, CT | FA-'18 |
| 33 | Jordan | Mike | CB | 6-1 | 200 | 25 | 3 | Missouri Western State | Hazelwood, MO | FA-'18 |
| 12 | Latimer | Cody | WR | 6-2 | 217 | 25 | 5 | Indiana | Dayton, OH | FA-'18 |
| 17 | Lauletta | Kyle | QB | 6-3 | 221 | 22 | R | Richmond | Exton, PA | D4-'18 |
| 10 | Manning | Eli | QB | 6-5 | 218 | 37 | 15 | Ole Miss | New Orleans, LA | T(SD)-'04 |
| 96 | Martin | Kareem | LB | 6-6 | 263 | 26 | 5 | North Carolina | Roanoke Rapids, N.C. | FA-'18 |
| 29 | Moore | Kamrin | DB | 5-11 | 200 | 21 | R | Boston College | District Heights, MD | FA-'18 |
| 52 | Ogletree | Alec | LB | 6-2 | 254 | 27 | 6 | Georgia | Newman, GA | T(LAR)-'18 |
| 70 | Omameh | Patrick | RB | 6-5 | 322 | 28 | 5 | Michigan | Columbus, OH | FA-'18 |
| 39 | Penny | Eli | RB | 6-2 | 234 | 25 | 2 | Idaho | Norwalk, California | FA-'18 |
| 77 | Pulley | Spencer | OL | 6-4 | 308 | 25 | 3 | Vanderbilt | Memphis, TN | FA-'18 |
| 35 | Riley | Curtis | FS | 6-0 | 203 | 26 | 3 | Fresno State | Orlando, FL | FA-'18 |
| 2 | Rosas | Aldrick | K | 6-3 | 233 | 23 | 2 | Southern Oregon | Orland, CA | FA-'17 |
| 81 | Shepard | Russell | WR | 6-1 | 199 | 27 | 6 | LSU | Houston, TX | FA-'18 |
| 87 | Shepard | Sterling | WR | 5-10 | 203 | 24 | 3 | Oklahoma | Oklahoma City, OK | D2-'16 |
| 82 | Simonson | Scott | TE | 6-5 | 261 | 26 | 4 | Assumption | Red Bank, N.J. | FA-'18 |
| 76 | Solder | Nate | T | 6-8 | 320 | 30 | 8 | Colorado | Denver, CO | FA-'18 |
| 28 | Stewart | Jonathan | RB | 5-10 | 245 | 31 | 10 | Oregon | Fort Lewis, WA | FA-'18 |
| 57 | Stupar | Nate | LB | 6-2 | 240 | 30 | 6 | Penn State | State College, PA | FA-'18 |
| 3 | Tanney | Alex | QB | 6-3 | 209 | 30 | 4 | Monmouth (IL) | Lexington, IL | FA-'18 |
| 31 | Thomas | Michael | S | 5-10 | 196 | 28 | 5 | Stanford | Houston, TX | FA-'18 |
| 94 | Tomlinson | Dalvin | DL | 6-3 | 318 | 24 | 2 | Alabama | McDonogh, GA | D2-'17 |
| 54 | Vernon | Olivier | LB | 6-2 | 270 | 27 | 7 | Miami (FL) | Miami, FL | FA-'16 |



2018 NEW YORK GIANTS ALPHABETICAL ROSTER

| | | | | | | | | | | |
|----|---------|-------|----|------|-----|----|---|----------------|------------------|--------|
| 23 | Webb | B.W. | CB | 5-11 | 188 | 28 | 5 | William & Mary | Newport News, VA | FA-'18 |
| 63 | Wheeler | Chad | T | 6-7 | 317 | 24 | 2 | USC | Santa Monica, CA | FA-'17 |
| 72 | Wynn | Kerry | DL | 6-5 | 263 | 27 | 5 | Richmond | Louisa, VA | FA-'14 |

Practice Squad

| | | | | | | | | | | |
|----|-----------|---------|----|------|-----|----|---|------------------|--------------------|--------|
| 80 | Davis | Jawill | WR | 6-0 | 193 | 23 | R | Bethune-Cookman | Miami, FL | FA-'18 |
| 47 | Dickerson | Garrett | TE | 6-2 | 244 | 22 | R | Northwestern | Englewood, N.J. | FA-'18 |
| 45 | Eliqwe | Ukeme | LB | 6-2 | 239 | 24 | 2 | Georgia Southern | Stone Mountain, GA | FA-'18 |
| 34 | Haley | Grant | CB | 5-9 | 190 | 23 | R | Penn State | Atlanta, GA | FA-'18 |
| 27 | Pressley | Jhurell | RB | 5-10 | 206 | 26 | 1 | New Mexico | Newark, DE | FA-'18 |
| 25 | Martin | Robert | RB | 5-11 | 210 | 23 | R | Rutgers | Harrisburg, PA | FA-'18 |
| 68 | Mihalik | Brian | T | 6-9 | 315 | 26 | 2 | Boston College | Avon Lake, OH | FA-'18 |
| 79 | Moss | Avery | LB | 6-3 | 269 | 23 | 2 | Youngstown State | Tempe, AZ | FA-'18 |
| 84 | Russell | Alonzo | WR | 6-3 | 206 | 25 | 1 | Toledo | Washington, D.C. | FA-'18 |
| 64 | Salako | Victor | OL | 6-5 | 316 | 24 | 1 | Oklahoma State | Huntsville, AL | FA-'18 |

Active/Non-Football Illness

| | | | | | | | | | | |
|----|----------|----|----|-----|-----|----|---|------------|---------------------|--------|
| 90 | McIntosh | RJ | DT | 6-4 | 283 | 22 | R | Miami (FL) | Fort Lauderdale, FL | D5-'18 |
|----|----------|----|----|-----|-----|----|---|------------|---------------------|--------|

Reserved/Non-Football Injury

| | | | | | | | | | | |
|----|---------|------|----|------|-----|----|---|------|--------------|--------|
| 23 | Perkins | Paul | RB | 5-11 | 214 | 23 | 3 | UCLA | Chandler, AZ | D5-'16 |
|----|---------|------|----|------|-----|----|---|------|--------------|--------|

Reserved/Suspended

| | | | | | | | | | | |
|----|-------|------|----|-----|-----|----|---|----------|---------------------|--------|
| 97 | Mauro | Josh | DL | 6-6 | 290 | 27 | 5 | Stanford | St. Albans, England | FA-'18 |
|----|-------|------|----|-----|-----|----|---|----------|---------------------|--------|

Reserved/Injured

| | | | | | | | | | | |
|----|------------|----------|----|-----|-----|----|---|------------------|--------------------|---------|
| 57 | Armbrister | Thurston | LB | 6-2 | 239 | 25 | 3 | Miami (FL) | Hollywood, FL | FA-'18 |
| 41 | Beal | Sam | DB | 6-1 | 189 | 22 | R | Western Michigan | Grand Rapids, MI | SD3-'18 |
| 65 | Gates | Nick | G | 6-5 | 312 | 22 | R | Nebraska | Las Vegas, NV | FA-'18 |
| 75 | Halapio | Jon | C | 6-3 | 317 | 27 | 2 | Florida | St. Petersburg, FL | FA-'16 |
| 60 | Sokoli | Kristjan | DL | 6-5 | 297 | 26 | 2 | Buffalo | Bloomfield, N.J. | FA-'17 |



2018 NEW YORK GIANTS NUMERICAL ROSTER

(as of Sept. 25, 2018)

| NO. | FIRST | LAST | POS. | HT. | WT. | AGE | EXP. | COLLEGE | HOMETOWN | HOW ACQUIRED |
|-----|----------|-------------|------|------|-----|-----|------|------------------------|------------------------|--------------|
| 2 | Aldrick | Rosas | K | 6-3 | 233 | 23 | 2 | Southern Oregon | Orland, CA | FA-'17 |
| 3 | Alex | Tanney | QB | 6-3 | 209 | 30 | 4 | Monmouth (IL) | Lexington, IL | FA-'18 |
| 9 | Riley | Dixon | P | 6-5 | 227 | 25 | 3 | Syracuse | Oneida, N.Y. | T(DEN)-'18 |
| 10 | Eli | Manning | QB | 6-5 | 218 | 37 | 15 | Ole Miss | New Orleans, LA | T(SD)-'04 |
| 12 | Cody | Latimer | WR | 6-2 | 217 | 25 | 5 | Indiana | Dayton, OH | FA-'18 |
| 13 | Odell | Beckham Jr. | WR | 5-11 | 200 | 25 | 5 | LSU | New Orleans, LA | D1-'14 |
| 15 | Kaelin | Clay | WR | 5-10 | 195 | 26 | 4 | Utah | Long Beach, CA | FA-'18 |
| 17 | Kyle | Lauletta | QB | 6-3 | 221 | 22 | R | Richmond | Exton, PA | D4-'18 |
| 20 | Janoris | Jenkins | CB | 5-10 | 190 | 29 | 7 | North Alabama | Pahokee, FL | FA-'16 |
| 21 | Landon | Collins | S | 6-0 | 222 | 24 | 4 | Alabama | Geismar, LA | D2-'15 |
| 22 | Wayne | Gallman Jr. | RB | 6-0 | 217 | 23 | 2 | Clemson | Loganville, GA | D4-'17 |
| 23 | B.W. | Webb | CB | 5-11 | 188 | 28 | 5 | William & Mary | Newport News, VA | FA-'18 |
| 24 | Eli | Apple | CB | 6-1 | 203 | 23 | 3 | Ohio State | Voorhees, N.J. | D1-'16 |
| 26 | Saquon | Barkley | RB | 6-0 | 233 | 21 | R | Penn State | Bronx, N.Y. | D1-'18 |
| 28 | Jonathan | Stewart | RB | 5-10 | 245 | 31 | 10 | Oregon | Fort Lewis, WA | FA-'18 |
| 29 | Kamrin | Moore | DB | 5-11 | 200 | 21 | R | Boston College | District Heights, MD | FA-'18 |
| 30 | Antonio | Hamilton | CB | 6-0 | 190 | 25 | 3 | South Carolina State | Johnston, S.C. | FA-'18 |
| 31 | Michael | Thomas | S | 5-10 | 196 | 28 | 5 | Stanford | Houston, TX | FA-'18 |
| 33 | Mike | Jordan | CB | 6-1 | 200 | 25 | 3 | Missouri Western State | Hazelwood, MO | FA-'18 |
| 35 | Curtis | Riley | FS | 6-0 | 203 | 26 | 3 | Fresno State | Orlando, FL | FA-'18 |
| 36 | Sean | Chandler | S | 5-10 | 200 | 22 | R | Temple | Camden, N.J. | FA-'18 |
| 38 | Donte | Deayon | CB | 5-9 | 159 | 24 | 2 | Boise State | Fontana, CA | FA-'16 |
| 39 | Eli | Penny | RB | 6-2 | 234 | 25 | 2 | Idaho | Norwalk, California | FA-'18 |
| 51 | Zak | DeOssie | LS | 6-5 | 250 | 34 | 12 | Brown | No. Andover, MA | D4-'07 |
| 52 | Alec | Ogletree | LB | 6-2 | 254 | 27 | 6 | Georgia | Newman, GA | T(LAR)-'18 |
| 53 | Connor | Barwin | LB | 6-4 | 255 | 31 | 10 | Cincinnati | Southfield, MI | FA-'18 |
| 54 | Olivier | Vernon | LB | 6-2 | 270 | 27 | 7 | Miami (FL) | Miami, FL | FA-'16 |
| 55 | Ray-Ray | Armstrong | LB | 6-3 | 235 | 27 | 6 | Miami (FL) | Sanford, FL | FA-'17 |
| 57 | Nate | Stupar | LB | 6-2 | 240 | 30 | 6 | Penn State | State College, PA | FA-'18 |
| 58 | Tae | Davis | LB | 6-0 | 222 | 22 | R | Tennessee-Chatt. | Oxford, AL | FA-'18 |
| 59 | Lorenzo | Carter | LB | 6-5 | 252 | 22 | R | Georgia | Norcross, GA | D3-'18 |
| 63 | Chad | Wheeler | T | 6-7 | 317 | 24 | 2 | USC | Santa Monica, CA | FA-'17 |
| 67 | Evan | Brown | C | 6-2 | 305 | 21 | R | SMU | Dallas, TX | FA-'18 |
| 70 | Patrick | Omameh | G | 6-5 | 322 | 28 | 5 | Michigan | Columbus, OH | FA-'18 |
| 71 | Will | Hernandez | G | 6-2 | 335 | 22 | R | UTEP | Las Vegas, NV | D2-'18 |
| 72 | Kerry | Wynn | DL | 6-5 | 263 | 27 | 5 | Richmond | Louisa, VA | FA-'14 |
| 73 | John | Greco | G | 6-5 | 316 | 33 | 11 | Toledo | Youngstown, OH | FA-'17 |
| 74 | Ereck | Flowers | T | 6-6 | 334 | 24 | 4 | Miami (FL) | Miami, FL | D1-'15 |
| 76 | Nate | Solder | T | 6-8 | 320 | 30 | 8 | Colorado | Denver, CO | FA-'18 |
| 77 | Spencer | Pulley | OL | 6-4 | 308 | 25 | 3 | Vanderbilt | Memphis, TN | FA-'18 |
| 81 | Russell | Shepard | WR | 6-1 | 199 | 27 | 6 | LSU | Houston, TX | FA-'18 |
| 82 | Scott | Simonson | TE | 6-5 | 261 | 26 | 4 | Assumption | Red Bank, N.J. | FA-'18 |
| 83 | Stacy | Coley | WR | 6-0 | 195 | 23 | 2 | Miami (FL) | Pompano Beach, Florida | FA-'18 |
| 85 | Rhett | Ellison | TE | 6-5 | 254 | 29 | 7 | USC | Mountain View, CA | FA-'17 |
| 87 | Sterling | Shepard | WR | 5-10 | 203 | 24 | 3 | Oklahoma | Oklahoma City, OK | D2-'16 |
| 88 | Evan | Engram | TE | 6-3 | 240 | 23 | 2 | Ole Miss | Powder Springs, GA | D1-'17 |
| 91 | John | Jenkins | DL | 6-3 | 327 | 29 | 6 | Georgia | Meriden, CT | FA-'18 |
| 93 | B.J. | Goodson | LB | 6-1 | 243 | 25 | 3 | Clemson | Lamar, S.C. | D4-'16 |
| 94 | Dalvin | Tomlinson | DL | 6-3 | 318 | 24 | 2 | Alabama | McDonogh, GA | D2-'17 |
| 95 | B.J. | Hill | DL | 6-3 | 303 | 23 | R | N.C. State | Oakboro, N.C. | D3-'18 |



2018 NEW YORK GIANTS NUMERICAL ROSTER

| | | | | | | | | | | |
|----|--------|--------------|----|-----|-----|----|---|----------------|----------------------|--------|
| 96 | Kareem | Martin | LB | 6-6 | 263 | 26 | 5 | North Carolina | Roanoke Rapids, N.C. | FA-'18 |
| 98 | Damon | Harrison Sr. | DL | 6-3 | 355 | 29 | 7 | William Penn | Westlake, LA | FA-'16 |
| 99 | Mario | Edwards Jr. | DL | 6-3 | 280 | 24 | 4 | Florida State | Gautier, MS | FA-'18 |

Practice Squad

| | | | | | | | | | | |
|----|----------|-----------|----|------|-----|----|---|------------------|--------------------|--------|
| 25 | Robert | Martin | RB | 5-11 | 210 | 23 | R | Rutgers | Harrisburg, PA | FA-'18 |
| 27 | Jhurrell | Pressley | RB | 5-10 | 206 | 26 | 1 | New Mexico | Newark, DE | FA-'18 |
| 34 | Grant | Haley | CB | 5-9 | 190 | 23 | R | Penn State | Atlanta, GA | FA-'18 |
| 45 | Ukeme | Eligwe | LB | 6-2 | 239 | 24 | 2 | Georgia Southern | Stone Mountain, GA | FA-'18 |
| 47 | Garrett | Dickerson | TE | 6-2 | 244 | 22 | R | Northwestern | Englewood, N.J. | FA-'18 |
| 64 | Victor | Salako | OL | 6-5 | 316 | 24 | 1 | Oklahoma State | Huntsville, AL | FA-'18 |
| 68 | Brian | Mihalik | T | 6-9 | 315 | 26 | 2 | Boston College | Avon Lake, OH | FA-'18 |
| 80 | Jawill | Davis | WR | 6-0 | 193 | 23 | R | Bethune Cookman | Miami, FL | FA-'18 |
| 84 | Alonzo | Russell | WR | 6-3 | 206 | 25 | 1 | Toledo | Washington, D.C. | FA-'18 |
| 79 | Avery | Moss | LB | 6-3 | 269 | 23 | 2 | Youngstown State | Tempe, AZ | FA-'18 |

Active/Non Football Illness

| | | | | | | | | | | |
|----|----|----------|----|-----|-----|----|---|------------|---------------------|--------|
| 90 | RJ | McIntosh | DT | 6-4 | 283 | 22 | R | Miami (FL) | Fort Lauderdale, FL | D5-'18 |
|----|----|----------|----|-----|-----|----|---|------------|---------------------|--------|

Reserved/Non Football Injury

| | | | | | | | | | | |
|----|------|---------|----|------|-----|----|---|------|--------------|--------|
| 23 | Paul | Perkins | RB | 5-11 | 214 | 23 | 3 | UCLA | Chandler, AZ | D5-'16 |
|----|------|---------|----|------|-----|----|---|------|--------------|--------|

Reserved/Suspended

| | | | | | | | | | | |
|----|------|-------|----|-----|-----|----|---|----------|---------------------|--------|
| 97 | Josh | Mauro | DL | 6-6 | 290 | 27 | 5 | Stanford | St. Albans, England | FA-'18 |
|----|------|-------|----|-----|-----|----|---|----------|---------------------|--------|

Reserved/Injured

| | | | | | | | | | | |
|----|----------|------------|----|-----|-----|----|---|------------------|--------------------|---------|
| 41 | Sam | Beal | DB | 6-1 | 189 | 22 | R | Western Michigan | Grand Rapids, MI | SD3-'18 |
| 57 | Thurston | Armbrister | LB | 6-2 | 239 | 25 | 3 | Miami (Fl.) | Hollywood, FL | FA-'18 |
| 60 | Kristjan | Sokoli | DL | 6-5 | 297 | 26 | 2 | Buffalo | Bloomfield, N.J. | FA-'17 |
| 65 | Nick | Gates | G | 6-5 | 312 | 22 | R | Nebraska | Las Vegas, NV | FA-'18 |
| 75 | Jon | Halapio | C | 6-3 | 317 | 27 | 2 | Florida | St. Petersburg, FL | FA-'16 |

[illegible]



2018 NEW YORK GIANTS DEPTH CHART [UNOFFICIAL]

OFFENSE

| | | | | | | |
|----|----|------------------------------|----|-------------------|----|----------------------|
| WR | 87 | Sterling Shepard | 12 | Cody Latimer | 15 | Kaelin Clay |
| LT | 76 | Nate Solder | 63 | Chad Wheeler | | |
| LG | 71 | <u>Will Hernandez</u> | 67 | <u>Evan Brown</u> | | |
| C | 73 | John Greco | 77 | Spencer Pulley | | |
| RG | 70 | Patrick Oameh | 77 | Spencer Pulley | | |
| RT | 63 | Chad Wheeler | 74 | Ereck Flowers | | |
| TE | 88 | Evan Engram | 82 | Scott Simonson | | |
| TE | 85 | Rhett Ellison | 82 | Scott Simonson | | |
| WR | 13 | Odell Beckham Jr. | 81 | Russell Shepard | 83 | Stacy Coley |
| QB | 10 | Eli Manning | 3 | Alex Tanney | 17 | <u>Kyle Lauletta</u> |
| HB | 26 | <u>Saquon Barkley</u> | 22 | Wayne Gallman | 28 | Jonathan Stewart |
| | | | | | 39 | Eli Penny |

DEFENSE

| | | | | | | |
|------|----|-------------------------|----|-----------------------|----|---------------------|
| DL | 95 | <u>B.J. Hill</u> | 72 | Kerry Wynn | | |
| DL | 98 | Damon Harrison | 91 | John Jenkins | | |
| DL | 94 | Dalvin Tomlinson | 99 | Mario Edwards Jr. | | |
| SAM | 96 | Kareem Martin | 53 | Connor Barwin | | |
| ILB | 93 | B.J. Goodson | 58 | <u>Tae Davis</u> | 57 | Nate Stupar |
| \$LB | 52 | Alec Ogletree | 55 | Ray-Ray Armstrong | | |
| WILL | 54 | Olivier Vernon | 59 | <u>Lorenzo Carter</u> | | |
| LCB | 24 | Eli Apple | 38 | Donte Deayon | 30 | Antonio Hamilton |
| RCB | 20 | Janoris Jenkins | 23 | B.W. Webb | 33 | Mike Jordan |
| SS | 21 | Landon Collins | 31 | Michael Thomas | | |
| FS | 35 | Curtis Riley | 36 | <u>Sean Chandler</u> | 29 | <u>Kamrin Moore</u> |

SPECIALISTS

| | | | | | | |
|----|----|----------------------|----|-------------|----|-------------------|
| P | 9 | Riley Dixon | | | | |
| PK | 2 | Aldrick Rosas | | | | |
| H | 9 | Riley Dixon | | | | |
| LS | 51 | Zak DeOssie | | | | |
| KR | 12 | Cody Latimer | 15 | Kaelin Clay | 83 | Stacy Coley |
| PR | 15 | Kaelin Clay | 83 | Stacy Coley | 13 | Odell Beckham Jr. |
| | | | | | 87 | Sterling Shepard |

Underlined = Rookie; BOLD = Starter; # = Injured



HOW THE 2018 GIANTS WERE BUILT

| YEAR | DRAFTEES (17) | FREE AGENTS (28) | TRADES/WAIVERS (10) |
|------|---|---|--|
| 2018 | RB Saquon Barkley (1) G Will Hernandez (2) DE Lorenzo Carter (3) DT B.J. Hill (3) QB Kyle Lauletta (4) DT RJ McIntosh (5) CB Sam Beal (3 Sup) | LB Connor Barwin RB Jonathan Stewart LB Kareem Martin G Patrick Oameh S Curtis Riley WR Cody Latimer CB B.W. Webb S Michael Thomas QB Alex Tanney OL Evan Brown LB Tae Davis S Sean Chandler WR Russell Shepard TE Scott Simonson LB Nate Stupar DL John Jenkins RB Eli Penny WR Stacy Coley | LB Alec Ogletree (T-LAR) P Riley Dixon (T-DEN) WR Kaelin Clay DL Mario Edwards Jr. DB Antonio Hamilton DB Mike Jordan DB Kamrin Moore OL Spencer Pulley WR Stacy Coley |
| 2017 | TE Evan Engram (1) DL Dalvin Tomlinson (2) RB Wayne Gallman (4) | T Chad Wheeler TE Rhett Ellison OL John Greco LB Ray-Ray Armstrong K Aldrick Rosas | |
| 2016 | CB Eli Apple (1) WR Sterling Shepard (2) LB B.J. Goodson (4) | CB Janoris Jenkins LB Olivier Vernon DL Damon Harrison CB Donte Deayon | |
| 2015 | T Ereck Flowers (1) S Landon Collins (2) | | |
| 2014 | WR Odell Beckham, Jr. (1) | DL Kerry Wynn | |
| 2007 | LS Zak DeOssie (4) | | |
| 2004 | | | QB Eli Manning |

*practice squad, +reserve/injured reserve, #PUP



2018 PLAYER TRANSACTIONS

| | | |
|------|--------------------------------|-----------------------------------|
| 1/1 | OL Ethan Cooper | Signed to Reserve/Future Contract |
| | WR Amba Eta-Tawo | Signed to Reserve/Future Contract |
| | K Marshall Koehn | Signed to Reserve/Future Contract |
| | DC Jeremiah McKinnon | Signed to Reserve/Future Contract |
| | P Austin Rehkow | Signed to Reserve/Future Contract |
| | CB Tim Scott | Signed to Reserve/Future Contract |
| | WR Canaan Severin | Signed to Reserve/Future Contract |
| | DT Kristjan Sokoli | Signed to Reserve/Future Contract |
| | DE Jordan Williams | Signed to Reserve/Future Contract |
| 1/9 | LB Thurston Armbrister | Signed to Reserve/Future Contract |
| | OL Laurence Gibson | Signed to Reserve/Future Contract |
| | RB Jalen Simmons | Signed to Reserve/Future Contract |
| 1/24 | RB Terrell Watson | Signed to Reserve/Future Contract |
| 2/8 | TE Kyle Carter | Awarded off waivers (from MIN) |
| 3/10 | P Brad Wing | Contract Terminated |
| 3/11 | CB Dominique Rodgers-Cromartie | Contract Terminated |
| 3/13 | RB Jonathan Stewart | Signed as a Free Agent |
| 3/14 | LB Alec Olgetree | Aquired Via Trade from LAR |
| | CB Teddy Williams | Signed as a Free Agent |
| 3/16 | LB Kareem Martin | Signed as a Free Agent |
| | G Patrick Omameh | Signed as a Free Agent |
| | CB Curtis Riley | Signed as a Free Agent |
| 3/19 | WR Cody Latimer | Signed as a Free Agent |
| | DE Kerry Wynn | Signed as a Free Agent |
| | DT Josh Mauro | Signed as a Free Agent |
| | CB B.W. Webb | Signed as a Free Agent |
| 3/22 | WR Dwayne Harris | Contract Terminated |
| | DE Jason Pierre-Paul | Traded |
| 3/26 | S Michael Thomas | Signed as a Free Agent |
| 4/5 | CB William Gay | Signed as a Free Agent |
| 4/19 | WR Brandon Marshall | Contract Terminated |
| | OL Jessamen Dunker | Waived |
| 4/21 | P Riley Dixon | Acquired in trade with DEN |
| 4/23 | WR Darius Powe | Waived |
| 5/2 | DT A.J. Francis | Signed as a Free Agent |
| | QB Alex Tanney | Signed as a Free Agent |
| | CB C.J. Goodwin | Claimed off Waivers |
| | S Orion Stewart | Signed as a Free Agent |
| 5/7 | G Damien Mama | Waived/No Recall |
| | DB Ryan Murphy | Waived/No Recall |
| | P Austin Rehkow | Waived/No Recall |
| | WR Canaan Severin | Waived/No Recall |
| | RB Terrell Watson | Waived/No Recall |
| 5/10 | RB Paul Perkins | Waived/Non-Football Injury |
| | TE Stephen Baggett | Signed as a Free Agent |
| | WR Jawill Davis | Signed as a Free Agent |
| | OL Evan Brown | Signed as a Free Agent |
| | OL Tyler Howell | Signed as a Free Agent |
| | DL Tyrell Chavis | Signed as a Free Agent |
| | LB Tae Davis | Signed as a Free Agent |
| | CB Aaron Davis | Signed as a Free Agent |
| | CB Bryon Fields | Signed as a Free Agent |
| | CB Grant Haley | Signed as a Free Agent |
| | S Sean Chandler | Signed as a Free Agent |



2018 PLAYER TRANSACTIONS

| | | |
|------|------------------------|---|
| | G Nick Gates | Signed as a Free Agent |
| 5/11 | G Will Hernandez | Selection List Signing |
| | LB Lorenzo Carter | Selection List Signing |
| | QB Kyle Lauletta | Selection List Signing |
| | T Laurence Gibson | Waived/No Recall |
| 5/14 | TE Stephen Baggett | Waived/No Recall |
| | T Adam Bisnowaty | Waived/No Recall |
| | DB Brandon Dixon | Waived/No Recall |
| | DB Bryon Fields | Waived/No Recall |
| | DB C.J. Goodwin | Waived/No Recall |
| | LB Derrick Mathews | Waived/No Recall |
| | DB Mike Jones | Signed as a Free Agent |
| | DB Chris Lewis-Harris | Signed as a Free Agent |
| | WR Alonzo Russell | Signed as a Free Agent |
| | G Chris Scott | Signed as a Free Agent |
| | G Malcolm Bunche | Signed as a Free Agent |
| | RB Robert Martin | Signed as a Free Agent |
| 5/22 | DB Tim Scott | Waived |
| | WR Russell Shepard | Signed as a Free Agent |
| 6/4 | TE Garrett Dickerson | Signed as a Free Agent |
| | DB Mike Jones | Waived |
| | DB Jeremiah McKinnon | Waived |
| | WR Keon Johnson | Waived |
| 6/5 | P Taylor Symmank | Signed as a Free Agent |
| 6/7 | DT B.J. Hill | Selection List Signing |
| 6/11 | T Jarron Jones | Signed as a Free Agent |
| | DB Kenneth Durden | Signed as a Free Agent |
| | T Tyler Howell | Waived |
| 6/12 | TE Scott Simonson | Signed |
| 7/11 | CB Sam Beal | Selected in Round 3 of Supplemental Draft |
| | CB Kenneth Durden | Waived |
| 7/12 | G Zac Kerin | Signed as a Free Agent |
| | G Ethan Cooper | Waived |
| 7/22 | RB Saquon Barkley | Selection List Signing |
| | DT R.J. McIntosh | Selection List Signing |
| 7/25 | P Taylor Symmank | Released |
| | DT Izaiah Lunsford | Signed as a Free Agent |
| | TE Kyle Carter | Released |
| | LB Connor Barwin | Signed as a Free Agent |
| 7/29 | DB Sam Beal | Placed on Injured Reserve |
| | DB Kenneth Durden | Signed as a Free Agent |
| 8/1 | T Jarron Jones | Waived |
| | T Victor Salako | Claimed off Waivers |
| 8/3 | DB Kenneth Durden | Waived/No Recall |
| | DB Leonard Johnson | Signed |
| 8/6 | CB Teddy Williams | Contract Terminated |
| 8/8 | DB Mikey Basile | Signed as a Free Agent |
| 8/11 | DL Kristjan Sokoli | Placed on Injured Reserve |
| | CB Mike Jones | Signed as a Free Agent |
| 8/20 | LB Thurston Armbrister | Placed on Injured Reserve |
| | RB Jhurrell Pressley | Signed as a Free Agent |
| | DB Mike Basile | Waived |
| | LB Warren Long | Signed as a Free Agent |
| 8/26 | C Brett Jones | Traded |



2018 PLAYER TRANSACTIONS

| | | |
|-----|-----------------------|------------------------------|
| 9/1 | DB Andrew Adams | Waived |
| | G Malcolm Bunche | Waived |
| | WR Marquis Bundy | Waived |
| | DT Tyrell Chavis | Waived |
| | WR Jawill Davis | Waived |
| | TE Garrett Dickerson | Waived |
| | WR Amba Etta-Tawo | Waived |
| | DT A.J. Francis | Waived |
| | DB Grant Haley | Waived |
| | DB Mike Jones | Waived |
| | G Zac Kerin | Waived |
| | K Marshall Koehn | Waived |
| | WR Roger Lewis | Waived |
| | LB Warren Long | Waived |
| | DT Izaah Lunsford | Waived |
| | LB Avery Moss | Waived |
| | LB Calvin Munson | Waived |
| | TE Ryan O'Malley | Waived |
| | RB Jhurrell Pressley | Waived |
| | WR Kalif Raymond | Waived |
| | WR Travis Rudolph | Waived |
| | WR Alonzo Russell | Waived |
| | T Victor Salako | Waived |
| | RB Jalen Simmons | Waived |
| | DB Orion Stewart | Waived |
| | DL Robert Thomas | Waived |
| | LB Mark Herzlich | Terminated, Vested Veteran |
| | DB Leonard Johnson | Terminated, Vested Veteran |
| | DB Chris Lewis-Harris | Terminated, Vested Veteran |
| | G Chris Scott | Terminated, Vested Veteran |
| | DB Darian Thompson | Waived, Injured |
| | LB Jordan Williams | Waived, Injured |
| | T Nick Becton | Reserve/Injured |
| | G Nick Gates | Reserve/Injured |
| | DT R.J. McIntosh | Reserve/Non-Football Illness |
| | DL Josh Mauro | Reserve/Suspended |
| 9/2 | TE Jerrell Adams | Waived |
| | DL Josh Banks | Waived |
| | WR Hunter Sharp | Waived |
| | QB Davis Webb | Waived |
| | G John Jerry | Terminated, Vested Veteran |
| | DB William Gay | Terminated, Vested Veteran |
| | WR Kaelin Clay | Awarded off waivers |
| | DE Mario Edwards | Awarded off waivers |
| | DB Antonio Hamilton | Awarded off waivers |
| | DB Michael Jordan | Awarded off waivers |
| | DB Kamrin Moore | Awarded off waivers |
| | OL Spencer Pulley | Awarded off waivers |
| | WR Jawill Davis | Practice Squad Signings |
| | TE Garrett Dickerson | Practice Squad Signings |
| | DB Grant Haley | Practice Squad Signings |
| | RB Jhurrell Pressley | Practice Squad Signings |
| | WR Alonzo Russell | Practice Squad Signings |
| | T Victor Salako | Practice Squad Signings |



2018 PLAYER TRANSACTIONS

| | | |
|------|------------------|---|
| 9/2 | DE Avery Moss | Practice Squad Exception Signing |
| | LB Calvin Munson | Practice Squad Exception Signing |
| 9/4 | LB Romeo Okwara | Waived/No Recall |
| | T Nick Becton | Terminated, Vested Veteran |
| | DL John Jenkins | Awarded off waivers |
| | DL Josh Banks | Practice Squad Exception Signings |
| | RB Robert Martin | Waived/No Recall |
| | LB Nathan Stupar | Signed as a Free Agent |
| 9/7 | DL Josh Banks | Released from practice squad |
| | RB Robert Martin | Signed to practice squad |
| 9/13 | LB Calvin Munson | Released from practice squad |
| | T Brian Mihalik | Signed to practice squad |
| 9/19 | C Jon Halapio | Placed on Injured Reserve |
| | RB Eli Penny | Signed to Active Roster from Arizona's practice squad |
| | WR Stacy Coley | Awarded off waivers |
| | FB Shane Smith | Waived |



2018 GIANTS PLAYERS BY POSITION

HEAD COACH: Pat Shurmur

OFFENSIVE COORDINATOR: Mike Shula

QUARTERBACKS (3):

| No | Name | Pos | HT | WT | Exp | College |
|----|----------------|-----|-----|-----|-----|---------------|
| 3 | Tanney, Alex | QB | 6-4 | 220 | 4 | Monmouth (IL) |
| 10 | Manning, Eli | QB | 6-5 | 220 | 15 | Ole Miss |
| 17 | Lauletta, Kyle | QB | 6-2 | 222 | R | Richmond |

RUNNING BACKS (4): Craig Johnson

| No | Name | Pos | HT | WT | Exp | College |
|----|--------------------|-----|------|-----|-----|------------|
| 22 | Gallman Jr., Wayne | RB | 6-0 | 217 | 2 | Clemson |
| 26 | Barkley, Saquon | RB | 6-0 | 233 | R | Penn State |
| 28 | Stewart, Jonathan | RB | 5-10 | 240 | 10 | Oregon |
| 39 | Penny, Eli | RB | 6-2 | 234 | 2 | Idaho |

WIDE RECEIVERS (6): Tyke Tolbert

| No | Name | Pos | HT | WT | Exp | College |
|----|--------------------|-----|------|-----|-----|------------|
| 12 | Latimer, Cody | WR | 6-2 | 217 | 5 | Indiana |
| 13 | Beckham Jr., Odell | WR | 5-11 | 200 | 5 | LSU |
| 15 | Clay, Kaelin | WR | 5-10 | 195 | 4 | Utah |
| 81 | Shepard, Russell | WR | 6-1 | 199 | 6 | LSU |
| 83 | Coley, Stacy | WR | 6-0 | 195 | 2 | Miami (FL) |
| 87 | Shepard, Sterling | WR | 5-10 | 203 | 3 | Oklahoma |

TIGHT ENDS (3): Lunda Wells

| No | Name | Pos | HT | WT | Exp | College |
|----|-----------------|-----|-----|-----|-----|------------|
| 82 | Simonson, Scott | TE | 6-5 | 255 | 4 | Assumption |
| 85 | Ellison, Rhett | TE | 6-5 | 255 | 7 | USC |
| 88 | Engram, Evan | TE | 6-3 | 240 | 2 | Ole Miss |

OFFENSIVE LINE (8): Hal Hunter

| No | Name | Pos | HT | WT | Exp | College |
|----|------------------|-----|-----|-----|-----|------------|
| 63 | Wheeler, Chad | T | 6-7 | 312 | 2 | USC |
| 67 | Brown, Evan | C | 6-2 | 302 | R | SMU |
| 70 | Omarneh, Patrick | G | 6-4 | 327 | 5 | Michigan |
| 71 | Hernandez, Will | G | 6-2 | 327 | R | UTEP |
| 73 | Greco, John | G | 6-4 | 318 | 11 | Toledo |
| 74 | Flowers, Ereck | T | 6-6 | 325 | 4 | Miami (FL) |
| 76 | Solder, Nate | T | 6-8 | 325 | 8 | Colorado |
| 77 | Pulley, Spencer | C/G | 6-4 | 308 | 3 | Vanderbilt |



2018 GIANTS PLAYERS BY POSITION

DEFENSIVE COORDINATOR: James Bettcher

DEFENSIVE LINE (6): Gary Emanuel

| No | Name | Pos | HT | WT | Exp | College |
|----|---------------------|-----|-----|-----|-----|---------------|
| 72 | Wynn, Kerry | DL | 6-5 | 263 | 5 | Richmond |
| 91 | Jenkins, John | DL | 6-3 | 327 | 6 | Georgia |
| 94 | Tomlinson, Dalvin | DL | 6-3 | 318 | 2 | Alabama |
| 95 | Hill, B.J. | DL | 6-3 | 303 | R | N.C. State |
| 98 | Harrison Sr., Damon | DL | 6-3 | 355 | 7 | William Penn |
| 99 | Edwards Jr., Mario | DL | 6-3 | 280 | 4 | Florida State |

LINEBACKERS (9): Bill McGovern

| No | Name | Pos | HT | WT | Exp | College |
|----|--------------------|-----|-----|-----|-----|-----------------|
| 52 | Ogletree, Alec | SLB | 6-2 | 254 | 6 | Georgia |
| 53 | Barwin, Connor | LB | 6-4 | 255 | 10 | Cincinnati |
| 54 | Vernon, Olivier | LB | 6-2 | 270 | 7 | Miami (FL) |
| 55 | Armstrong, Ray-Ray | LB | 6-3 | 235 | 6 | Miami (FL) |
| 57 | Stupar, Nate | LB | 6-2 | 240 | 6 | Penn State |
| 58 | Davis, Tae | LB | 6-0 | 222 | R | Tennessee-Chatt |
| 59 | Carter, Lorenzo | LB | 6-5 | 252 | R | Georgia |
| 93 | Goodson, B.J. | LB | 6-1 | 243 | 3 | Clemson |
| 96 | Martin, Kareem | LB | 6-6 | 263 | 5 | North Carolina |

DEFENSIVE BACKS (11): Lou Anarumo

| No | Name | Pos | HT | WT | Exp | College |
|----|-------------------|-----|------|-----|-----|------------------------|
| 20 | Jenkins, Janoris | CB | 5-10 | 190 | 7 | North Alabama |
| 21 | Collins, Landon | S | 6-0 | 222 | 4 | Alabama |
| 23 | Webb, B.W. | CB | 5-10 | 188 | 5 | William & Mary |
| 24 | Apple, Eli | CB | 6-1 | 203 | 3 | Ohio State |
| 29 | Moore, Kamrin | S | 5-11 | 200 | R | Boston College |
| 30 | Hamilton, Antonio | CB | 6-0 | 190 | 3 | South Carolina State |
| 31 | Thomas, Michael | S | 5-11 | 196 | 5 | Stanford |
| 33 | Jordan, Mike | CB | 6-1 | 200 | 3 | Missouri Western State |
| 35 | Riley, Curtis | CB | 6-0 | 203 | 3 | Fresno State |
| 36 | Chandler, Sean | S | 5-10 | 200 | R | Temple |
| 38 | Deayon, Donte | CB | 5-9 | 159 | 2 | Boise State |

SPECIAL TEAMS COORDINATOR: Thomas McGaughey

SPECIALISTS (3): Anthony Blevins & Tom Quinn

| No | Name | Pos | HT | WT | Exp | College |
|----|----------------|-----|-----|-----|-----|-----------------|
| 2 | Rosas, Aldrick | K | 6-3 | 233 | 2 | Southern Oregon |
| 9 | Dixon, Riley | P | 6-5 | 227 | 3 | Syracuse |
| 51 | DeOssie, Zak | LS | 6-5 | 250 | 12 | Brown |

GIANTS STATS

GIANTS PRIDE





NEW YORK GIANTS / WEEK 3 / THROUGH SUNDAY, SEPTEMBER 23, 2018

| | | | | | | | | | | | | |
|--------------------|--|---------|-------------------|---------------------------------------|---------|-------|--------|---------|--------|------|-----------|--------|
| OWN 1, LOST 2 | | | | * RUSHING | No. | Yds | Avg | Long | TD | | | |
| 09/09 L 15-20 | Jacksonville | 77,992 | Barkley | 46 | 216 | 4.7 | 68t | 2 | | | | |
| 09/16 L 13-20 | at Dallas | 90,512 | Gallman | 8 | 26 | 3.3 | 8 | 0 | | | | |
| 09/23 W 27-22 | at Houston | 71,838 | Stewart | 6 | 17 | 2.8 | 5 | 0 | | | | |
| 09/30 | New Orleans | | Manning | 5 | 5 | 1.0 | 2 | 0 | | | | |
| 10/07 | at Carolina | | Beckham | 2 | -1 | -.5 | 0 | 0 | | | | |
| 10/11 | Philadelphia | | TEAM | 67 | 263 | 3.9 | 68t | 2 | | | | |
| 10/22 | at Atlanta | | OPPONENTS | 72 | 334 | 4.6 | 41 | 1 | | | | |
| 10/28 | Washington | | * RECEIVING | No. | Yds | Avg | Long | TD | | | | |
| 11/12 | at San Francisco | | Beckham | 24 | 271 | 11.3 | 30 | 0 | | | | |
| 11/18 | Tampa Bay | | Barkley | 21 | 137 | 6.5 | 21 | 0 | | | | |
| 11/25 | at Philadelphia | | S. Shepard | 14 | 152 | 10.9 | 23 | 1 | | | | |
| 12/02 | Chicago | | Engram | 10 | 104 | 10.4 | 19 | 1 | | | | |
| 12/09 | at Washington | | Ellison | 6 | 60 | 10.0 | 17 | 1 | | | | |
| 12/16 | Tennessee | | Latimer | 3 | 56 | 18.7 | 37 | 0 | | | | |
| 12/23 | at Indianapolis | | Gallman | 3 | 20 | 6.7 | 11 | 0 | | | | |
| 12/30 | Dallas | | TEAM | 81 | 800 | 9.9 | 37 | 3 | | | | |
| | NY-G | Opp. | OPPONENTS | 58 | 721 | 12.4 | 64t | 4 | | | | |
| TOTAL FIRST DOWNS | 53 | 54 | * INTERCEPTIONS | No. | Yds | Avg | Long | TD | | | | |
| Rushing | 13 | 15 | Ja. Jenkins | 1 | 0 | 0.0 | 0 | 0 | | | | |
| Passing | 35 | 37 | Ogletree | 1 | 0 | 0.0 | 0 | 0 | | | | |
| Penalty | 5 | 2 | TEAM | 2 | 0 | 0.0 | 0 | 0 | | | | |
| 3rd Down: Made/Att | 19/43 | 12/35 | OPPONENTS | 1 | 32 | 32.0 | 32t | 1 | | | | |
| 3rd Down Pct. | 44.2 | 34.3 | * PUNTING | No. | Yds | Avg | Net TB | In Lg B | | | | |
| 4th Down: Made/Att | 2/4 | 3/3 | Dixon | 15 | 705 | 47.0 | 40.7 | 2 | 3 59 0 | | | |
| 4th Down Pct. | 50.0 | 100.0 | TEAM | 15 | 705 | 47.0 | 40.7 | 2 | 3 59 0 | | | |
| POSSESSION AVG. | 32:44 | 27:16 | OPPONENTS | 14 | 592 | 42.3 | 40.6 | 0 | 5 57 0 | | | |
| TOTAL NET YARDS | 958 | 1030 | * PUNT RETURNS | Ret | FC | Yds | Avg | Long | TD | | | |
| Avg. Per Game | 319.3 | 343.3 | Clay | 5 | 1 | 15 | 3.0 | 6 | 0 | | | |
| Total Plays | 189 | 174 | Coley LG | 2 | 1 | 6 | 3.0 | 6 | 0 | | | |
| Avg. Per Play | 5.1 | 5.9 | Coley TM | 2 | 1 | 6 | 3.0 | 6 | 0 | | | |
| NET YARDS RUSHING | 263 | 334 | Beckham | 1 | 0 | 3 | 3.0 | 3 | 0 | | | |
| Avg. Per Game | 87.7 | 111.3 | TEAM | 8 | 2 | 24 | 3.0 | 6 | 0 | | | |
| Total Rushes | 67 | 72 | OPPONENTS | 6 | 4 | 55 | 9.2 | 27 | 0 | | | |
| NET YARDS PASSING | 695 | 696 | * KICKOFF RETURNS | No. | Yds | Avg | Long | TD | | | | |
| Avg. Per Game | 231.7 | 232.0 | Latimer | 4 | 89 | 22.3 | 30 | 0 | | | | |
| Sacked/Yards Lost | 12/105 | 4/25 | Coley LG | 2 | 27 | 13.5 | 21 | 0 | | | | |
| Gross Yards | 800 | 721 | Coley TM | 2 | 27 | 13.5 | 21 | 0 | | | | |
| Att./Completions | 110/81 | 98/58 | TEAM | 6 | 116 | 19.3 | 30 | 0 | | | | |
| Completion Pct. | 73.6 | 59.2 | OPPONENTS | 4 | 86 | 21.5 | 27 | 0 | | | | |
| Had Intercepted | 1 | 2 | * FIELD GOALS | 1-19 | 20-29 | 30-39 | 40-49 | 50+ | | | | |
| PUNTS/AVERAGE | 15/47.0 | 14/42.3 | Rosas | 0/0 | 2/2 | 3/3 | 2/2 | 0/0 | | | | |
| NET PUNTING AVG. | 15/40.7 | 14/40.6 | TEAM | 0/0 | 2/2 | 3/3 | 2/2 | 0/0 | | | | |
| PENALTIES/YARDS | 12/87 | 24/216 | OPPONENTS | 0/0 | 3/3 | 3/3 | 0/0 | 1/1 | | | | |
| FUMBLES/BALL LOST | 4/2 | 2/1 | Rosas: | (27G, 31G, 44G) (28G, 38G) (44G, 30G) | | | | | | | | |
| TOUCHDOWNS | 5 | 6 | OPP: | (39G, 39G) (37G, 29G) (23G, 28G, 54G) | | | | | | | | |
| Rushing | 2 | 1 | | | | | | | | | | |
| Passing | 3 | 4 | | | | | | | | | | |
| Returns | 0 | 1 | | | | | | | | | | |
| * SCORE BY PERIODS | Q1 | Q2 | Q3 | Q4 | OT | PTS | | | | | | |
| TEAM | 10 | 16 | 6 | 23 | 0 | 55 | | | | | | |
| OPPONENTS | 16 | 13 | 6 | 27 | 0 | 62 | | | | | | |
| * SCORING | TD-Ru-Pa-Rt | K-PAT | FG | S | PTS | | | | | | | |
| Rosas | 0 | 0 | 0 | 0 | 4 / 7 | 7 | 0 | 0 | 25 | | | |
| Barkley | 2 | 2 | 0 | 0 | | 0 | 12 | | | | | |
| Ellison | 1 | 0 | 1 | 0 | | 0 | 6 | | | | | |
| Engram | 1 | 0 | 1 | 0 | | 0 | 6 | | | | | |
| S. Shepard | 1 | 0 | 1 | 0 | | 0 | 6 | | | | | |
| TEAM | 5 | 2 | 3 | 0 | 4 / 4 | 7 / 7 | 0 | 55 | | | | |
| OPPONENTS | 6 | 1 | 4 | 1 | 5 / 5 | 7 / 7 | 0 | 62 | | | | |
| 2-Pt Conv: TM | 0-1, OPP 0-1 | | | | | | | | | | | |
| SACKS: | Carter 1, Edwards 1, Hill 1, Goodson 0.5, Wynn 0.5, TM 4, OPP 12 | | | | | | | | | | | |
| FUM/LOST: | Manning 2/1, Clay 1/1, Coley(TM) 1/0, Coley(LG) 1/0 | | | | | | | | | | | |
| * PASSING | Att | Cmp | Yds | Cmp% | Yds/Att | TD | TD% | Int | Int% | Long | Sack/Lost | Rating |
| Manning | 110 | 81 | 800 | 73.6 | 7.27 | 3 | 2.7 | 1 | 0.9 | 37 | 12 / 105 | 99.1 |
| TEAM | 110 | 81 | 800 | 73.6 | 7.27 | 3 | 2.7 | 1 | 0.9 | 37 | 12 / 105 | 99.1 |
| OPPONENTS | 98 | 58 | 721 | 59.2 | 7.36 | 4 | 4.1 | 2 | 2.0 | 64t | 4 / 25 | 87.2 |



2018 DEFENSIVE STATS

| | DEFENSE | | | | | | | | | | | SPECIAL TEAMS | | | | | MISC. | | | |
|------------------------|------------|-----------|------------|-----------|------------|-----------|-----------|----------|-----------|----------|----------|---------------|----------|----------|----------|----------|----------|----------|----------|----------|
| Player | T | A | TT | SK | YD | TFL | QH | INT | PD | FF | FR | T | A | FF | FR | BL | T | A | FF | FR |
| Alec Ogletree | 11 | 7 | 18 | 0 | 0 | 0 | 0 | 1 | 2 | 0 | 0 | 0 | 0 | 0 | 0 | 0 | 0 | 0 | 0 | 0 |
| Damon Harrison | 9 | 8 | 17 | 0 | 0 | 2 | 1 | 0 | 0 | 0 | 0 | 0 | 0 | 0 | 0 | 0 | 0 | 0 | 0 | 0 |
| Janoris Jenkins | 13 | 3 | 16 | 0 | 0 | 0 | 0 | 1 | 3 | 0 | 0 | 0 | 0 | 0 | 0 | 0 | 0 | 0 | 0 | 0 |
| Landon Collins | 12 | 4 | 16 | 0 | 0 | 0 | 0 | 0 | 2 | 0 | 0 | 0 | 0 | 0 | 0 | 0 | 0 | 0 | 0 | 0 |
| Curtis Riley | 11 | 5 | 16 | 0 | 0 | 0 | 0 | 0 | 0 | 0 | 0 | 2 | 0 | 0 | 0 | 0 | 0 | 0 | 0 | 0 |
| Dalvin Tomlinson | 4 | 7 | 11 | 0 | 0 | 0 | 0 | 0 | 0 | 0 | 0 | 0 | 0 | 0 | 0 | 0 | 0 | 0 | 0 | 0 |
| Kerry Wynn | 9 | 1 | 10 | 0.5 | 4 | 1 | 1 | 0 | 1 | 1 | 0 | 2 | 1 | 0 | 0 | 0 | 0 | 0 | 0 | 0 |
| B.W. Webb | 7 | 1 | 8 | 0 | 0 | 0 | 0 | 0 | 1 | 0 | 0 | 0 | 0 | 0 | 0 | 0 | 0 | 0 | 0 | 0 |
| Ray-Ray Armstrong | 6 | 1 | 7 | 0 | 0 | 0 | 0 | 0 | 0 | 0 | 0 | 0 | 1 | 0 | 0 | 0 | 0 | 0 | 0 | 0 |
| Lorenzo Carter | 5 | 1 | 6 | 1 | 0 | 0 | 3 | 0 | 1 | 0 | 0 | 0 | 1 | 0 | 0 | 0 | 0 | 0 | 0 | 0 |
| B.J. Goodson | 2 | 4 | 6 | 0.5 | 4 | 0 | 1 | 0 | 1 | 0 | 0 | 0 | 0 | 0 | 0 | 0 | 0 | 0 | 0 | 0 |
| Kareem Martin | 1 | 5 | 6 | 0 | 0 | 0 | 5 | 0 | 1 | 0 | 0 | 0 | 0 | 0 | 0 | 0 | 0 | 0 | 0 | 0 |
| B.J. Hill | 2 | 3 | 5 | 1 | 7 | 1 | 1 | 0 | 0 | 0 | 0 | 0 | 0 | 0 | 0 | 0 | 0 | 0 | 0 | 0 |
| Eli Apple | 4 | 0 | 4 | 0 | 0 | 0 | 0 | 0 | 2 | 0 | 0 | 0 | 0 | 0 | 0 | 0 | 0 | 0 | 0 | 0 |
| Donte Deayon | 3 | 1 | 4 | 0 | 0 | 0 | 0 | 0 | 1 | 0 | 1 | 0 | 0 | 0 | 0 | 0 | 0 | 0 | 0 | 0 |
| Mario Edwards | 3 | 0 | 3 | 1 | 10 | 1 | 1 | 0 | 0 | 0 | 0 | 0 | 0 | 0 | 0 | 0 | 0 | 0 | 0 | 0 |
| Michael Thomas | 2 | 1 | 3 | 0 | 0 | 0 | 0 | 0 | 0 | 0 | 0 | 1 | 1 | 0 | 0 | 0 | 0 | 0 | 0 | 0 |
| Connor Barwin | 1 | 1 | 2 | 0 | 0 | 0 | 3 | 0 | 2 | 0 | 0 | 0 | 0 | 0 | 0 | 0 | 0 | 0 | 0 | 0 |
| Nathan Stupar | 0 | 0 | 0 | 0 | 0 | 0 | 0 | 0 | 0 | 0 | 0 | 2 | 0 | 0 | 0 | 0 | 0 | 0 | 0 | 0 |
| Kaelin Clay | 0 | 0 | 0 | 0 | 0 | 0 | 0 | 0 | 0 | 0 | 0 | 1 | 0 | 0 | 0 | 0 | 0 | 0 | 0 | 0 |
| Scott Simonson | 0 | 0 | 0 | 0 | 0 | 0 | 0 | 0 | 0 | 0 | 0 | 1 | 0 | 0 | 0 | 0 | 0 | 0 | 0 | 0 |
| Antonio Hamilton | 0 | 0 | 0 | 0 | 0 | 0 | 0 | 0 | 0 | 0 | 0 | 1 | 0 | 0 | 0 | 0 | 0 | 0 | 0 | 0 |
| Ereck Flowers | 0 | 0 | 0 | 0 | 0 | 0 | 0 | 0 | 0 | 0 | 0 | 0 | 0 | 0 | 0 | 0 | 1 | 0 | 0 | 0 |
| John Jenkins | 0 | 0 | 0 | 0 | 0 | 0 | 1 | 0 | 0 | 0 | 0 | 0 | 0 | 0 | 0 | 0 | 0 | 0 | 0 | 0 |
| Eli Manning | 0 | 0 | 0 | 0 | 0 | 0 | 0 | 0 | 0 | 0 | 0 | 0 | 0 | 0 | 0 | 0 | 0 | 0 | 0 | 1 |
| Stacy Coley | 0 | 0 | 0 | 0 | 0 | 0 | 0 | 0 | 0 | 0 | 0 | 0 | 0 | 0 | 1 | 0 | 0 | 0 | 0 | 0 |
| Team Totals | 105 | 53 | 158 | 4 | 25 | 5 | 17 | 2 | 17 | 1 | 1 | 10 | 4 | 0 | 1 | 0 | 1 | 0 | 0 | 1 |
| Opponent Totals | 138 | 52 | 190 | 12 | 105 | 23 | 19 | 1 | 10 | 2 | 1 | 11 | 3 | 0 | 1 | 0 | 1 | 0 | 0 | 1 |

Tkl=Tackle Ast=Assist Comb=Combined TFL=Tackle for a Loss QH=Quarterback Hit Int=Interception PD=Pass Defense FF=Forced Fumble FR=Fumble Recovery BL=Blocked



2018 TEAM SCORING

GIANTS

GIANTS

1ST 2ND 3RD 4TH OT TOTAL

| | | | | | | | |
|-------|------------------|---|----|---|----|---|----|
| 9/9 | JACKSONVILLE | 3 | 3 | 3 | 6 | 0 | 15 |
| 9/16 | at Dallas | 0 | 0 | 3 | 10 | 0 | 13 |
| 9/23 | at Houston | 7 | 13 | 0 | 7 | 0 | 27 |
| 9/30 | NEW ORLEANS | | | | | | |
| 10/7 | at Carolina | | | | | | |
| 10/11 | PHILADELPHIA | | | | | | |
| 10/22 | at Atlanta | | | | | | |
| 10/28 | WASHINGTON | | | | | | |
| 11/12 | at San Francisco | | | | | | |
| 11/18 | TAMPA BAY | | | | | | |
| 11/25 | at Philadelphia | | | | | | |
| 12/2 | CHICAGO | | | | | | |
| 12/9 | at Washington | | | | | | |
| 12/16 | TENNESSEE | | | | | | |
| 12/23 | at Indianapolis | | | | | | |
| 12/30 | DALLAS | | | | | | |

2018 Totals 10 16 6 23 0 55

OPPONENTS

1ST 2ND 3RD 4TH OT TOTAL

| | | | | | |
|----|----|---|----|---|----|
| 3 | 10 | 0 | 7 | 0 | 20 |
| 10 | 0 | 3 | 7 | 0 | 20 |
| 3 | 3 | 3 | 13 | 0 | 22 |

16 13 6 27 0 62



2018 OFFENSIVE TEAM STATS

| GIANTS | FIRST DOWNS | | | | TOTAL OFF. | | RUSHING | | PASSING | | | | | INT. BY NYG | | |
|------------------------|-------------|----|----|----|------------|------|---------|-----|---------|--------|-----|-----|---|-------------|-----|----|
| | T | R | Pa | Pe | YDS | PLYS | YDS | ATT | YDS | SK/YD | ATT | COM | I | NO | YDS | TD |
| 9/9 JACKSONVILLE | 15 | 3 | 8 | 4 | 324 | 62 | 114 | 23 | 210 | 2/14 | 37 | 23 | 1 | 1 | 0 | 0 |
| 9/16 at Dallas | 17 | 6 | 11 | 0 | 255 | 67 | 35 | 17 | 220 | 6/59 | 44 | 33 | 0 | 0 | 0 | 0 |
| 9/23 at Houston | 21 | 4 | 16 | 1 | 379 | 60 | 114 | 27 | 265 | 4/32 | 29 | 25 | 0 | 0 | 0 | 0 |
| 9/30 NEW ORLEANS | | | | | | | | | | | | | | | | |
| 10/7 at Carolina | | | | | | | | | | | | | | | | |
| 10/11 PHILADELPHIA | | | | | | | | | | | | | | | | |
| 10/22 at Atlanta | | | | | | | | | | | | | | | | |
| 10/28 WASHINGTON | | | | | | | | | | | | | | | | |
| 11/12 at San Francisco | | | | | | | | | | | | | | | | |
| 11/18 TAMPA BAY | | | | | | | | | | | | | | | | |
| 11/25 at Philadelphia | | | | | | | | | | | | | | | | |
| 12/2 CHICAGO | | | | | | | | | | | | | | | | |
| 12/9 at Washington | | | | | | | | | | | | | | | | |
| 12/16 TENNESSEE | | | | | | | | | | | | | | | | |
| 12/23 at Indianapolis | | | | | | | | | | | | | | | | |
| 12/30 DALLAS | | | | | | | | | | | | | | | | |
| 2018 Totals | 53 | 13 | 35 | 5 | 958 | 189 | 263 | 67 | 695 | 12/105 | 110 | 81 | 1 | 2 | 0 | 0 |

| GIANTS | PUNTS NO-AVG | PUNT RETURNS | | | | KO RETURNS | | | PEN. NO-YDS | FUM. NO/LT |
|------------------------|-----------------|--------------|-----|----|----|------------|-----|----|----------------|---------------|
| | | NO | YDS | FC | TD | NO | YDS | TD | | |
| 9/9 JACKSONVILLE | 5 - 49.4 | 3 | 4 | 1 | 0 | 1 | 15 | 0 | 6-43 | 1 / 1 |
| 9/16 at Dallas | 6 - 43.3 | 3 | 14 | 0 | 0 | 2 | 56 | 0 | 3-24 | 1 / 1 |
| 9/23 at Houston | 4 - 49.5 | 2 | 6 | 1 | 0 | 3 | 45 | 0 | 3-20 | 2 / 0 |
| 9/30 NEW ORLEANS | | | | | | | | | | |
| 10/7 at Carolina | | | | | | | | | | |
| 10/11 PHILADELPHIA | | | | | | | | | | |
| 10/22 at Atlanta | | | | | | | | | | |
| 10/28 WASHINGTON | | | | | | | | | | |
| 11/12 at San Francisco | | | | | | | | | | |
| 11/18 TAMPA BAY | | | | | | | | | | |
| 11/25 at Philadelphia | | | | | | | | | | |
| 12/2 CHICAGO | | | | | | | | | | |
| 12/9 at Washington | | | | | | | | | | |
| 12/16 TENNESSEE | | | | | | | | | | |
| 12/23 at Indianapolis | | | | | | | | | | |
| 12/30 DALLAS | | | | | | | | | | |
| 2018 Totals | 15 - 47.0 | 8 | 24 | 2 | 0 | 6 | 116 | 0 | 12-87 | 4 / 2 |



2018 OFFENSIVE TEAM STATS

| GIANTS SCORING | | TD | TDr | TDp | TDrt | PAT | 2-PT | FG | T.O.P. |
|----------------|------------------|----|-----|-----|------|-----|------|----|--------|
| 9/9 | JACKSONVILLE | 1 | 1 | 0 | 0 | 0 | 0 | 3 | 30:29 |
| 9/16 | at Dallas | 1 | 0 | 1 | 0 | 1 | 0 | 2 | 32:12 |
| 9/23 | at Houston | 3 | 1 | 2 | 0 | 3 | 0 | 2 | 35:30 |
| 9/30 | NEW ORLEANS | | | | | | | | |
| 10/7 | at Carolina | | | | | | | | |
| 10/11 | PHILADELPHIA | | | | | | | | |
| 10/22 | at Atlanta | | | | | | | | |
| 10/28 | WASHINGTON | | | | | | | | |
| 11/12 | at San Francisco | | | | | | | | |
| 11/18 | TAMPA BAY | | | | | | | | |
| 11/25 | at Philadelphia | | | | | | | | |
| 12/2 | CHICAGO | | | | | | | | |
| 12/9 | at Washington | | | | | | | | |
| 12/16 | TENNESSEE | | | | | | | | |
| 12/23 | at Indianapolis | | | | | | | | |
| 12/30 | DALLAS | | | | | | | | |
| 2018 Totals | | 5 | 2 | 3 | 0 | 4 | 0 | 7 | 32:44 |



2018 GIANTS THIRD DOWN EFFICIENCY

| Date | Opponent | Conv/A | Pct. |
|------|--------------|--------|------|
| 9/9 | Jacksonville | 4-13 | 31% |
| 9/16 | at Dallas | 8-17 | 47% |
| 9/23 | at Houston | 7-13 | 54% |



2018 OPPONENTS THIRD DOWN EFFICIENCY

| Date | Opponent | Conv/A | Pct. | Date | Opponent | Conv/A Pct. |
|------|--------------|--------|------|------|----------|-------------|
| 9/9 | Jacksonville | 4-13 | 31% | | | |
| 9/16 | at Dallas | 3-10 | 30% | | | |
| 9/23 | at Houston | 5-12 | 42% | | | |



2018 OPPONENTS TEAM OFFENSIVE STATS

| OPPONENTS | FIRST DOWNS | | | | TOTAL OFF. | | RUSHING | | PASSING | | | | | INT. BY OPP | | |
|------------------------|-------------|----|----|----|------------|------|---------|-----|---------|-------|-----|-----|---|-------------|-----|----|
| | T | R | Pa | Pe | YDS | PLYS | YDS | ATT | YDS | SK/YD | ATT | COM | I | NO | YDS | TD |
| 9/9 JACKSONVILLE | 17 | 4 | 13 | 0 | 305 | 62 | 137 | 28 | 168 | 1/8 | 33 | 18 | 1 | 1 | 32 | 1 |
| 9/16 at Dallas | 16 | 9 | 6 | 1 | 298 | 50 | 138 | 25 | 160 | 0/0 | 25 | 16 | 0 | 0 | 0 | 0 |
| 9/23 at Houston | 21 | 2 | 18 | 1 | 427 | 62 | 59 | 19 | 368 | 3/17 | 40 | 24 | 0 | 0 | 0 | 0 |
| 9/30 NEW ORLEANS | | | | | | | | | | | | | | | | |
| 10/7 at Carolina | | | | | | | | | | | | | | | | |
| 10/11 PHILADELPHIA | | | | | | | | | | | | | | | | |
| 10/22 at Atlanta | | | | | | | | | | | | | | | | |
| 10/28 WASHINGTON | | | | | | | | | | | | | | | | |
| 11/12 at San Francisco | | | | | | | | | | | | | | | | |
| 11/18 TAMPA BAY | | | | | | | | | | | | | | | | |
| 11/25 at Philadelphia | | | | | | | | | | | | | | | | |
| 12/2 CHICAGO | | | | | | | | | | | | | | | | |
| 12/9 at Washington | | | | | | | | | | | | | | | | |
| 12/16 TENNESSEE | | | | | | | | | | | | | | | | |
| 12/23 at Indianapolis | | | | | | | | | | | | | | | | |
| 12/30 DALLAS | | | | | | | | | | | | | | | | |
| 2018 Totals | 54 | 15 | 37 | 2 | 1030 | 174 | 334 | 72 | 696 | 4/25 | 98 | 58 | 2 | 1 | 32 | 1 |

| OPPONENTS | PUNTS | PUNT RETURNS | | | | KO RETURNS | | | PEN. | FUM. |
|------------------------|-----------|--------------|-----|----|----|------------|-----|----|--------|-------|
| | NO-AVG | NO | YDS | FC | TD | NO | YDS | TD | NO-YDS | NO/LT |
| 9/9 JACKSONVILLE | 7 - 37.7 | 2 | 10 | 0 | 0 | 2 | 45 | 0 | 11-119 | 0 / 0 |
| 9/16 at Dallas | 4 - 43.3 | 1 | 0 | 4 | 0 | 0 | 0 | 0 | 6-47 | 1 / 0 |
| 9/23 at Houston | 3 - 51.7 | 3 | 45 | 0 | 0 | 2 | 41 | 0 | 7-50 | 1 / 1 |
| 9/30 NEW ORLEANS | | | | | | | | | | |
| 10/7 at Carolina | | | | | | | | | | |
| 10/11 PHILADELPHIA | | | | | | | | | | |
| 10/22 at Atlanta | | | | | | | | | | |
| 10/28 WASHINGTON | | | | | | | | | | |
| 11/12 at San Francisco | | | | | | | | | | |
| 11/18 TAMPA BAY | | | | | | | | | | |
| 11/25 at Philadelphia | | | | | | | | | | |
| 12/2 CHICAGO | | | | | | | | | | |
| 12/9 at Washington | | | | | | | | | | |
| 12/16 TENNESSEE | | | | | | | | | | |
| 12/23 at Indianapolis | | | | | | | | | | |
| 12/30 DALLAS | | | | | | | | | | |
| 2018 Totals | 14 - 42.3 | 6 | 55 | 4 | 0 | 4 | 86 | 0 | 24-216 | 2 / 1 |



2018 OPPONENTS TEAM OFFENSIVE STATS

| OPPONENTS SCORING | TD | TDr | TDp | TDrt | PAT | 2-PT | FG | T.O.P. |
|------------------------|----|-----|-----|------|-----|------|----|--------|
| 9/9 JACKSONVILLE | 2 | 0 | 1 | 0 | 2 | 0 | 2 | 29:31 |
| 9/16 at Dallas | 2 | 1 | 1 | 0 | 2 | 0 | 2 | 27:48 |
| 9/23 at Houston | 2 | 0 | 2 | 0 | 1 | 3 | 2 | 24:30 |
| 9/30 NEW ORLEANS | | | | | | | | |
| 10/7 at Carolina | | | | | | | | |
| 10/11 PHILADELPHIA | | | | | | | | |
| 10/22 at Atlanta | | | | | | | | |
| 10/28 WASHINGTON | | | | | | | | |
| 11/12 at San Francisco | | | | | | | | |
| 11/18 TAMPA BAY | | | | | | | | |
| 11/25 at Philadelphia | | | | | | | | |
| 12/2 CHICAGO | | | | | | | | |
| 12/9 at Washington | | | | | | | | |
| 12/16 TENNESSEE | | | | | | | | |
| 12/23 at Indianapolis | | | | | | | | |
| 12/30 DALLAS | | | | | | | | |
| 2018 Totals | 6 | 1 | 4 | 0 | 5 | 0 | 7 | 27:16 |



2018 INDIVIDUAL BESTS

GIANTS

(3 GAMES)

LONGEST RUN FROM SCRIMMAGE:68, Barkley, vs. JAX (9/9)
LONGEST TOUCHDOWN RUN:68, Barkley, vs. JAX (9/9)
LONGEST PASS COMPLETION: ...37, Manning to Latimer, at DAL (9/16)
LONGEST TOUCHDOWN PASS: ...18, Manning to Ingram, at DAL (9/16)
LONGEST PUNT RETURN: 6, twice, Clay at DAL (9/16) and Coley at HOU (9/23)
LONGEST KICKOFF RETURN:30, Latimer, at DAL (9/16)
MOST INTERCEPTIONS:1, Jenkins, vs. JAX (9/9)
LONGEST INTERCEPTION RETURN:
LONGEST PUNT:59, Dixon, vs. JAX (9/9)
LONGEST FIELD GOAL: 44, twice, Rosas vs. JAX (9/9) and Rosas at HOU (9/23)
MOST RUSHING ATTEMPTS:18, Barkley, vs. JAX (9/9)
MOST RUSHING YARDS:106, Barkley, vs. JAX (9/9)
MOST PASS ATTEMPTS:44, Manning, at DAL (9/16)
MOST PASS COMPLETIONS:33, Manning, at DAL (9/16)
MOST YARDS PASSING:297, Manning at HOU (9/23)
MOST RECEPTIONS:14, Barkley, at DAL (9/16)
MOST YARDS RECEIVING:111, Beckham, vs. JAX (9/9)
MOST INTERCEPTIONS THROWN:1, Manning, vs. JAX (9/9)
MOST RUSHING TOUCHDOWNS:1, twice, Barkley vs. JAX (9/9) and Barkley at HOU (9/23)
MOST TOUCHDOWN PASSES:2, Manning, at HOU (9/23)
MOST TOUCHDOWN RECEPTIONS:1, three times, Ingram at DAL

OPPONENTS

(3 GAMES)

LONGEST RUN FROM SCRIMMAGE:41, Bortles, vs. JAX (9/9)
LONGEST TOUCHDOWN RUN:6, Elliott, at DAL (9/16)
LONGEST PASS COMPLETION: ...64, Prescott to Austin, at DAL (9/16)
LONGEST TOUCHDOWN PASS: 64, Prescott to Austin, at DAL (9/16).
LONGEST PUNT RETURN:27, Ervin, at HOU (9/23)
LONGEST KICKOFF RETURN:27, Mickens, vs. JAX (9/9)
MOST INTERCEPTIONS: 1, twice, Bortles vs. JAX (9/9) and Watson at HOU (9/23)
LONGEST INTERCEPTION RETURN:32, Jack, vs. JAX (9/9)
LONGEST PUNT:57, Daniel, at HOU (9/23)
LONGEST FIELD GOAL:54, Fairbairn, at HOU (9/23)
MOST RUSHING ATTEMPTS:17, Elliott, at DAL (9/16)
MOST RUSHING YARDS:78, Elliott, at DAL (9/16)
MOST PASS ATTEMPTS:40, Watson, at HOU (9/23)
MOST PASS COMPLETIONS:24, Watson, at HOU (9/23)
MOST YARDS PASSING:385, Watson, at HOU (9/23)
MOST RECEPTIONS:6, Hopkins, at HOU (9/23)
MOST YARDS RECEIVING:101, Fuller V, at HOU (9/23)
MOST INTERCEPTIONS THROWN: 1, twice, Bortles vs. JAX (9/9) and Watson at HOU (9/23)
MOST RUSHING TOUCHDOWNS:1, Elliott, at DAL (9/16)
MOST TOUCHDOWN RECEPTIONS: 1, three times, Yeldon vs. JAX (9/9), Austin at DAL (9/16), Fuller V at HOU (9/23)
MOST TOUCHDOWN PASSES:1, three times



2018 BALL & POSSESSION CHART

NEW YORK GIANTS vs. JACKSONVILLE JAGUARS (9/9/18)

GIANTS (30:29)
AVERAGE DRIVE START NYG 25

JAGUARS (29:31)
AVERAGE DRIVE START JAX 32

| | PLAYS | YARDS | TIME | END | | PLAYS | YARDS | TIME | END |
|-----|-------|-------|------|--------------|-----|-------|-------|------|--------------|
| 1. | 3 | 13 | 3:08 | Punt | 1. | 11 | 59 | 4:48 | Field Goal |
| 2. | 9 | 54 | 5:17 | Field Goal | 2. | 3 | 3 | 1:24 | Interception |
| 3. | 3 | 11 | 2:01 | Punt | 3. | 15 | 65 | 8:04 | Field Goal |
| 4. | 10 | 17 | 2:38 | Field Goal | 4. | 5 | 57 | 2:36 | Touchdown |
| 5. | 11 | 38 | 5:42 | Field Goal | 5. | 0 | 0 | 0:04 | End of Half |
| 6. | 4 | 9 | 1:28 | Downs | 6. | 3 | 6 | 1:36 | Punt |
| 7. | 5 | 14 | 1:33 | Punt | 7. | 4 | 20 | 1:16 | Punt |
| 8. | 6 | 36 | 2:30 | Punt | 8. | 5 | 53 | 2:09 | Punt |
| 9. | 2 | 3 | 0:49 | Interception | 9. | 4 | 17 | 1:33 | Punt |
| 10. | 2 | 75 | 0:45 | Touchdown | 10. | 3 | 9 | 1:31 | Punt |
| 11. | 3 | 9 | 2:17 | Punt | 11. | 6 | 14 | 2:41 | Punt |
| 12. | 7 | 45 | 2:21 | Downs | 12. | 3 | 4 | 1:04 | Punt |
| | | | | | 13. | 2 | -2 | 0:45 | End of Game |

NEW YORK GIANTS at DALLAS COWBOYS (9/16/18)

GIANTS (32:12)
AVERAGE DRIVE START NYG 28

COWBOYS (27:48)
AVERAGE DRIVE START DAL 28

| | PLAYS | YARDS | TIME | END | | PLAYS | YARDS | TIME | END |
|-----|-------|-------|------|------------|-----|-------|-------|------|-------------|
| 1. | 6 | 23 | 3:27 | Punt | 1. | 3 | 75 | 1:34 | Touchdown |
| 2. | 4 | 20 | 2:48 | Punt | 2. | 8 | 64 | 3:58 | Field Goal |
| 3. | 3 | -12 | 1:36 | Punt | 3. | 6 | 21 | 3:05 | Punt |
| 4. | 11 | 23 | 5:59 | Punt | 4. | 3 | 3 | 1:06 | Punt |
| 5. | 8 | 25 | 2:43 | Punt | 5. | 7 | 29 | 3:38 | Punt |
| 6. | 4 | -1 | 1:38 | Fumble | 6. | 1 | -1 | 0:06 | End of Half |
| 7. | 11 | 66 | 6:12 | Field Goal | 7. | 6 | 16 | 2:39 | Field Goal |
| 8. | 3 | -9 | 2:15 | Punt | 8. | 3 | -5 | 3:08 | Punt |
| 9. | 11 | 75 | 4:18 | Touchdown | 9. | 14 | 82 | 8:23 | Touchdown |
| 10. | 8 | 33 | 1:16 | Field Goal | 10. | 1 | -1 | 0:11 | End of Game |

NEW YORK GIANTS at HOUSTON TEXANS (9/23/18)

GIANTS (35:30)
AVERAGE DRIVE START NYG 22

TEXANS (24:30)
AVERAGE DRIVE START HOU 29

| | PLAYS | YARDS | TIME | END | | PLAYS | YARDS | TIME | END |
|-----|-------|-------|------|-------------|-----|-------|-------|------|--------------|
| 1. | 10 | 75 | 6:00 | Touchdown | 1. | 11 | 69 | 4:50 | Field Goal |
| 2. | 9 | 58 | 5:14 | Field Goal | 2. | 3 | 6 | 2:07 | Punt |
| 3. | 10 | 64 | 5:59 | Field Goal | 3. | 3 | 1 | 1:15 | Punt |
| 4. | 6 | 71 | 1:56 | Touchdown | 4. | 3 | 4 | 1:19 | Punt |
| 5. | 5 | 15 | 3:06 | Punt | 5. | 9 | 65 | 1:20 | Field Goal |
| 6. | 4 | 20 | 2:59 | Punt | 6. | 7 | 41 | 3:13 | Field Goal |
| 7. | 4 | -9 | 1:50 | Punt | 7. | 5 | 28 | 1:55 | Fumble |
| 8. | 4 | 4 | 2:56 | Punt | 8. | 5 | 36 | 2:52 | Interception |
| 9. | 9 | 77 | 5:29 | Touchdown | 9. | 7 | 67 | 3:32 | Touchdown |
| 10. | 1 | -1 | 0:01 | End of Game | 10. | 12 | 75 | 2:07 | Touchdown |



2018 SCORING DRIVE

SEPT. 9 vs. Jacksonville Jaguars

| TEAM | QTR | TIME | SCORING PLAY | NYG | JAX |
|---------|-----|-------|--|-----|-----|
| Jaguars | 1 | 10:12 | Lambo 39 yd. Field Goal (11-59, 4:48) | 0 | 3 |
| Giants | 1 | 0:23 | Rosas 27 yd. Field Goal (9-54, 5:17) | 3 | 3 |
| Jaguars | 2 | 7:19 | Lambo 39 yd. Field Goal (15-54, 8:04) | 3 | 6 |
| Jaguars | 2 | 2:42 | Yeldon 1 yd. pass from Bortles (Lambo kick) (5-57, 2:36) | 3 | 13 |
| Giants | 2 | 0:04 | Rosas 31 yd. Field Goal (10-62, 2:38) | 6 | 13 |
| Giants | 3 | 9:18 | Rosas 44 yd. Field Goal (11-49, 5:42) | 9 | 13 |
| Jaguars | 4 | 11:24 | Jack 32 yd. interception return (Lambo kick) | 9 | 20 |
| Giants | 4 | 10:39 | Barkley 68 yd. run (run failed) (2-75, 0:45) | 15 | 20 |

SEPT. 16 at Dallas Cowboys

| TEAM | QTR | TIME | SCORING PLAY | NYG | DAL |
|---------|-----|-------|--|-----|-----|
| Cowboys | 1 | 13:37 | Austin 64 yd. pass from Prescott (Maher kick) (3-75, 1:34) | 0 | 7 |
| Cowboys | 1 | 6:06 | Maher 37 yd. Field Goal (8-64, 3:58) | 0 | 10 |
| Cowboys | 3 | 10:45 | Maher 29 yd. Field Goal (6-16, 2:39) | 0 | 13 |
| Giants | 3 | 4:34 | Rosas 28 yd. Field Goal (11-66, 6:12) | 3 | 13 |
| Cowboys | 4 | 5:45 | Elliott 6 yd. run (Maher kick) (14-82, 8:23) | 3 | 20 |
| Giants | 4 | 1:27 | Ingram 18 yd. pass from Manning (Rosas kick) (11-75, 4:18) | 10 | 20 |
| Giants | 4 | 0:11 | Rosas 38 yd. Field Goal (8-33, 1:16) | 13 | 20 |

SEPT. 23 at Houston Texans

| TEAM | QTR | TIME | SCORING PLAY | NYG | HOU |
|--------|-----|-------|--|-----|-----|
| Texans | 1 | 10:10 | Fairbairn 23 yd. Field Goal (11-69, 4:50) | 0 | 3 |
| Giants | 1 | 4:10 | Barkley 15 yd. run (Rosas kick) (10-75, 6:00) | 7 | 3 |
| Giants | 2 | 11:49 | Rosas 44 yd. Field Goal (9-58, 5:14) | 10 | 3 |
| Giants | 2 | 4:35 | Rosas 30 yd. Field Goal (10-64, 5:59) | 13 | 3 |
| Giants | 2 | 1:20 | Ellison 16 yd. pass from Manning (Rosas kick) (6-71, 1:56) | 20 | 3 |
| Texans | 2 | 0:00 | Fairbairn 28 yd. Field Goal (9-65, 1:20) | 20 | 6 |
| Texans | 3 | 8:41 | Fairbairn 54 yd. Field Goal (7-41, 3:13) | 20 | 9 |
| Texans | 4 | 7:37 | Fuller V 6 yd. pass from Watson (pass failed) (7-67, 3:32) | 20 | 15 |
| Giants | 4 | 2:08 | Shepard 7 yd. pass from Manning (Rosas kick) (9-77, 5:29) | 27 | 15 |
| Texans | 4 | 0:01 | Miller 4 yd. pass from Watson (Fairbairn kick) (12-75, 2:07) | 27 | 22 |



GIANTS

| PLAYERS | YDS .. | DATE | OPPONENT |
|--------------------------|----------|------------|------------------|
| Manning to Latimer | 37 | 9/16 | at Dallas |
| Manning to Beckham | 30 | 9/23 | at Houston |
| Manning to Beckham | 24 | 9/9 | vs. Jacksonville |
| Manning to Shepard | 23 | 9/23 | at Houston |
| Manning to Beckham | 21 | 9/9 | vs. Jacksonville |
| Manning to Beckham | 21 | 9/23 | at Houston |
| Manning to Barkley | 21 | 9/23 | at Houston |

OPPONENTS

| PLAYERS | YDS .. | DATE | OPPONENT |
|----------------------------|----------|------------|------------------|
| Prescott to Austin | 64 | 9/16 | at Dallas |
| Watson to Thomas | 39 | 9/23 | at Houston |
| Watson to Fuller V | 37 | 9/23 | at Houston |
| Watson to Griffin | 32 | 9/23 | at Houston |
| Bortles to Cole | 31 | 9/9 | vs. Jacksonville |
| Watson to Fuller V | 28 | 9/23 | at Houston |
| Watson to Smith | 28 | 9/23 | at Houston |
| Watson to Hopkins | 24 | 9/23 | at Houston |
| Bortles to Westbrook | 20 | 9/9 | vs. Jacksonville |
| Watson to Hopkins | 20 | 9/23 | at Houston |



GIANTS

| PLAYER | YDS | DATE | OPPONENT |
|---------------|-----------|------------|------------------|
| Barkley | 68 | 9/9 | vs. Jacksonville |
| Barkley | 24 | 9/23 | at Houston |
| Barkley | 15 | 9/23 | at Houston |
| Barkley | 13 | 9/23 | at Houston |
| Barkley | 10 | 9/9 | vs. Jacksonville |
| Barkley | 10 | 9/16 | at Dallas |
| Barkley | 10 | 9/23 | at Houston |

OPPONENTS

| PLAYER | YARDS ... | DATE | OPPONENT |
|-----------------|-----------|------------|------------------|
| Bortles | 41 | 9/9 | vs. Jacksonville |
| Elliott | 19 | 9/16 | at Dallas |
| Elliott | 19 | 9/16 | at Dallas |
| Yeldon | 15 | 9/9 | vs. Jacksonville |
| Austin | 15 | 9/16 | at Dallas |
| Prescott | 15 | 9/16 | at Dallas |
| Prescott | 13 | 9/16 | at Dallas |
| Fournette | 12 | 9/9 | vs. Jacksonville |
| Watson | 10 | 9/23 | at Houston |
| Watson | 10 | 9/23 | at Houston |



2018 NFL RANKINGS

GIANTS OFFENSE

| NFC RANK | | | | | NFL RANK | | |
|----------|------------------|-------|------|------|----------|------|------|
| | | TOTAL | Rush | Pass | TOTAL | Rush | Pass |
| 9/9 | JACKSONVILLE | 9 | 6 | 11 | 23 | 17 | 22 |
| 9/16 | at Dallas | 13 | 12 | 12 | 28 | 28 | 24 |
| 9/23 | at Houston | 12 | 11 | 9 | 24 | 25 | 17 |
| 9/30 | NEW ORLEANS | | | | | | |
| 10/7 | at Carolina | | | | | | |
| 10/11 | PHILADELPHIA | | | | | | |
| 10/22 | at Atlanta | | | | | | |
| 10/28 | WASHINGTON | | | | | | |
| 11/12 | at San Francisco | | | | | | |
| 11/18 | TAMPA BAY | | | | | | |
| 11/25 | at Philadelphia | | | | | | |
| 12/2 | CHICAGO | | | | | | |
| 12/9 | at Washington | | | | | | |
| 12/16 | TENNESSEE | | | | | | |
| 12/23 | at Indianapolis | | | | | | |
| 12/30 | DALLAS | | | | | | |
| | | | | | | | |

GIANTS DEFENSE

| NFC RANK | | | | NFL RANK | | | |
|----------|------------------|-------|------|----------|-------|------|------|
| | | TOTAL | Rush | Pass | TOTAL | Rush | Pass |
| 9/9 | JACKSONVILLE | 7 | 11 | 6 | 8 | 23 | 9 |
| 9/16 | at Dallas | 4 | 15 | 2 | 6 | 29 | 2 |
| 9/23 | at Houston | 8 | 11 | 8 | 15 | 18t | 13 |
| 9/30 | NEW ORLEANS | | | | | | |
| 10/7 | at Carolina | | | | | | |
| 10/11 | PHILADELPHIA | | | | | | |
| 10/22 | at Atlanta | | | | | | |
| 10/28 | WASHINGTON | | | | | | |
| 11/12 | at San Francisco | | | | | | |
| 11/18 | TAMPA BAY | | | | | | |
| 11/25 | at Philadelphia | | | | | | |
| 12/2 | CHICAGO | | | | | | |
| 12/9 | at Washington | | | | | | |
| 12/16 | TENNESSEE | | | | | | |
| 12/23 | at Indianapolis | | | | | | |
| 12/30 | DALLAS | | | | | | |
| | | | | | | | |



POINTS FROM TURNOVERS

| | NO. | | Results From Turnovers | | PTs |
|---------|-----|-----------|------------------------|-------------|-----|
| Defense | 1 | Takeaways | 0 | Touchdowns | 0 |
| | | | 1 | Field Goals | 3 |
| | | | | Total | 3 |
| | | | | | |
| | NO. | | Results From Turnovers | | PTs |
| Offense | 3 | Giveaways | 1 | Touchdowns | 7 |
| | | | 1 | Field Goals | 3 |
| | | | | Total | 10 |
| | | | | | |
| Totals | -2 | Ratio | | Net Points | -7 |

PLUS/MINUS TURNOVER RATIO

| | NO. | Defense | NO. | Offense | Diff |
|-------------|-----|-----------|-----|-----------|------|
| First Half | 1 | Takeaways | 0 | Giveaways | 1 |
| 1st Quarter | 1 | Takeaways | 0 | Giveaways | 1 |
| 2nd Quarter | 0 | Takeaways | 0 | Giveaways | 0 |
| 2nd Half | 0 | Takeaways | 3 | Giveaways | -3 |
| 3rd Quarter | 0 | Takeaways | 1 | Giveaways | -1 |
| 4th Quarter | 0 | Takeaways | 2 | Giveaways | -2 |
| Overtime | 0 | Takeaways | 0 | Giveaways | 0 |
| Totals | 1 | Takeaways | 3 | Giveaways | -2 |



TURNOVERS

2018 Offensive Turnover Chart

| Date | Opponent | W/L | Turnover | QTR | YRD-LINE Result |
|------|------------------|-----|---------------------------------------|-----|--------------------|
| 9/9 | vs. Jacksonville | L | Manning Intercepted by Jack | 4 | NYG 32-Field Goal |
| 9/9 | vs. Jacksonville | L | Clay Muffed Punt, Recovered by Payne | 4 | NYG 21-End of Game |
| 9/16 | at Dallas | L | Manning Fumble, Recovered by Charlton | 3 | NYG 27-Field Goal |

2018 Defensive Turnover Chart

| Date | Opponent | W/L | Turnover | QTR | YRD-LINE Result |
|------|------------------|-----|-----------------------------------|-----|-------------------|
| 9/9 | vs. Jacksonville | L | Bortles Intercepted by Jenkins | 1 | NYG 37-Field Goal |
| 9/23 | at Houston | W | Miller Fumble Recovered by Deayon | 3 | NYG 25-Punt |
| 9/23 | at Houston | W | Watson Intercepted by Ogletree | 4 | Endzone-Punt |



GIANTS INSIDE THE 20 EFFICIENCY

| OPPONENTS | Pos | TD | PAT | 2-PT | FG | MFG | Int | Fum |
|------------------------|----------|----------|----------|----------|----------|----------|----------|----------|
| 9/9 JACKSONVILLE | 1 | 0 | 0 | 0 | 1 | 0 | 0 | 0 |
| 9/16 at Dallas | 2 | 1 | 1 | 0 | 2 | 0 | 0 | 0 |
| 9/23 at Houston | 4 | 3 | 3 | 0 | 1 | 0 | 0 | 0 |
| 9/30 NEW ORLEANS | | | | | | | | |
| 10/7 at Carolina | | | | | | | | |
| 10/11 PHILADELPHIA | | | | | | | | |
| 10/22 at Atlanta | | | | | | | | |
| 10/28 WASHINGTON | | | | | | | | |
| 11/12 at San Fransisco | | | | | | | | |
| 11/18 TAMPA BAY | | | | | | | | |
| 11/25 at Philadelphia | | | | | | | | |
| 12/2 CHICAGO | | | | | | | | |
| 12/9 at Washington | | | | | | | | |
| 12/16 TENNESSEE | | | | | | | | |
| 12/23 at Indianapolis | | | | | | | | |
| 12/30 DALLAS | | | | | | | | |
| 2018 Totals | 7 | 4 | 4 | 0 | 4 | 0 | 0 | 0 |

| OPPONENTS | Downs | Half | Game | Pts. | TD% | Score % | Pts./Poss |
|------------------------|----------|----------|----------|-----------|------------|-------------|------------|
| 9/9 JACKSONVILLE | 0 | 0 | 0 | 3 | 0% | 100% | 3.0 |
| 9/16 at Dallas | 0 | 0 | 0 | 13 | 50% | 150% | 6.5 |
| 9/23 at Houston | 0 | 0 | 0 | 24 | 75% | 100% | 6.0 |
| 9/30 NEW ORLEANS | | | | | | | |
| 10/7 at Carolina | | | | | | | |
| 10/11 PHILADELPHIA | | | | | | | |
| 10/22 at Atlanta | | | | | | | |
| 10/28 WASHINGTON | | | | | | | |
| 11/12 at San Fransisco | | | | | | | |
| 11/18 TAMPA BAY | | | | | | | |
| 11/25 at Philadelphia | | | | | | | |
| 12/2 CHICAGO | | | | | | | |
| 12/9 at Washington | | | | | | | |
| 12/16 TENNESSEE | | | | | | | |
| 12/23 at Indianapolis | | | | | | | |
| 12/30 DALLAS | | | | | | | |
| 2018 Totals | 0 | 0 | 0 | 40 | 57% | 114% | 5.7 |



OPPONENTS INSIDE THE 20 EFFICIENCY

| OPPONENTS | Pos | TD | PAT | 2-PT | FG | MFG | Int | Fum |
|------------------------|-----|----|-----|------|----|-----|-----|-----|
| 9/9 JACKSONVILLE | 2 | 1 | 1 | 0 | 0 | 0 | 0 | 0 |
| 9/16 at Dallas | 3 | 1 | 1 | 0 | 1 | 0 | 0 | 0 |
| 9/23 at Houston | 4 | 3 | 3 | 0 | 1 | 0 | 0 | 0 |
| 9/30 NEW ORLEANS | | | | | | | | |
| 10/7 at Carolina | | | | | | | | |
| 10/11 PHILADELPHIA | | | | | | | | |
| 10/22 at Atlanta | | | | | | | | |
| 10/28 WASHINGTON | | | | | | | | |
| 11/12 at San Fransisco | | | | | | | | |
| 11/18 TAMPA BAY | | | | | | | | |
| 11/25 at Philadelphia | | | | | | | | |
| 12/2 CHICAGO | | | | | | | | |
| 12/9 at Washington | | | | | | | | |
| 12/16 TENNESSEE | | | | | | | | |
| 12/23 at Indianapolis | | | | | | | | |
| 12/30 DALLAS | | | | | | | | |
| 2018 Totals | 7 | 4 | 4 | 0 | 4 | 0 | 0 | 0 |

| OPPONENTS | Downs | Half | Game | Pts. | TD% | Score % | Pts./Poss |
|------------------------|-------|------|------|------|-----|---------|-----------|
| 9/9 JACKSONVILLE | 0 | 0 | 0 | 7 | 50% | 50% | 3.5 |
| 9/16 at Dallas | 0 | 0 | 0 | 10 | 33% | 67% | 3.3 |
| 9/23 at Houston | 0 | 0 | 0 | 24 | 75% | 100% | 6.0 |
| 9/30 NEW ORLEANS | | | | | | | |
| 10/7 at Carolina | | | | | | | |
| 10/11 PHILADELPHIA | | | | | | | |
| 10/22 at Atlanta | | | | | | | |
| 10/28 WASHINGTON | | | | | | | |
| 11/12 at San Fransisco | | | | | | | |
| 11/18 TAMPA BAY | | | | | | | |
| 11/25 at Philadelphia | | | | | | | |
| 12/2 CHICAGO | | | | | | | |
| 12/9 at Washington | | | | | | | |
| 12/16 TENNESSEE | | | | | | | |
| 12/23 at Indianapolis | | | | | | | |
| 12/30 DALLAS | | | | | | | |
| 2018 Totals | 0 | 0 | 0 | 40 | 57% | 114% | 5.7 |



GIANTS GOAL TO GO

| OPPONENTS | Pos | TD | PAT | 2-PT | FG | MFG | Int | Fum |
|------------------------|-----|----|-----|------|----|-----|-----|-----|
| 9/9 JACKSONVILLE | 1 | 0 | 0 | 0 | 1 | 0 | 0 | 0 |
| 9/16 at Dallas | 1 | 0 | 0 | 0 | 0 | 0 | 0 | 0 |
| 9/23 at Houston | 1 | 1 | 1 | 0 | 0 | 0 | 0 | 0 |
| 9/30 NEW ORLEANS | | | | | | | | |
| 10/7 at Carolina | | | | | | | | |
| 10/11 PHILADELPHIA | | | | | | | | |
| 10/22 at Atlanta | | | | | | | | |
| 10/28 WASHINGTON | | | | | | | | |
| 11/12 at San Francisco | | | | | | | | |
| 11/18 TAMPA BAY | | | | | | | | |
| 11/25 at Philadelphia | | | | | | | | |
| 12/2 CHICAGO | | | | | | | | |
| 12/9 at Washington | | | | | | | | |
| 12/16 TENNESSEE | | | | | | | | |
| 12/23 at Indianapolis | | | | | | | | |
| 12/30 DALLAS | | | | | | | | |
| 2018 Totals | 3 | 1 | 1 | 0 | 1 | 0 | 0 | 0 |

| OPPONENTS | Downs | Half | Game | Pts. | TD% | Score % | Pts./Poss |
|------------------------|-------|------|------|------|------|---------|-----------|
| 9/9 JACKSONVILLE | 0 | 0 | 0 | 3 | 0% | 100% | 3.0 |
| 9/16 at Dallas | 0 | 0 | 0 | 0 | 0% | 0% | 0.0 |
| 9/23 at Houston | 0 | 0 | 0 | 7 | 100% | 100% | 7.0 |
| 9/30 NEW ORLEANS | | | | | | | |
| 10/7 at Carolina | | | | | | | |
| 10/11 PHILADELPHIA | | | | | | | |
| 10/22 at Atlanta | | | | | | | |
| 10/28 WASHINGTON | | | | | | | |
| 11/12 at San Francisco | | | | | | | |
| 11/18 TAMPA BAY | | | | | | | |
| 11/25 at Philadelphia | | | | | | | |
| 12/2 CHICAGO | | | | | | | |
| 12/9 at Washington | | | | | | | |
| 12/16 TENNESSEE | | | | | | | |
| 12/23 at Indianapolis | | | | | | | |
| 12/30 DALLAS | | | | | | | |
| 2018 Totals | 0 | 0 | 0 | 10 | 33% | 67% | 3.3 |



OPPONENTS GOAL TO GO

| OPPONENTS | Pos | TD | PAT | 2-PT | FG | MFG | Int | Fum |
|------------------------|-----|----|-----|------|----|-----|-----|-----|
| 9/9 JACKSONVILLE | 1 | 1 | 1 | 0 | 0 | 0 | 0 | 0 |
| 9/16 at Dallas | 0 | 0 | 0 | 0 | 0 | 0 | 0 | 0 |
| 9/23 at Houston | 5 | 2 | 1 | 0 | 0 | 0 | 0 | 0 |
| 9/30 NEW ORLEANS | | | | | | | | |
| 10/7 at Carolina | | | | | | | | |
| 10/11 PHILADELPHIA | | | | | | | | |
| 10/22 at Atlanta | | | | | | | | |
| 10/28 WASHINGTON | | | | | | | | |
| 11/12 at San Fransisco | | | | | | | | |
| 11/18 TAMPA BAY | | | | | | | | |
| 11/25 at Philadelphia | | | | | | | | |
| 12/2 CHICAGO | | | | | | | | |
| 12/9 at Washington | | | | | | | | |
| 12/16 TENNESSEE | | | | | | | | |
| 12/23 at Indianapolis | | | | | | | | |
| 12/30 DALLAS | | | | | | | | |
| 2018 Totals | 6 | 3 | 2 | 0 | 0 | 0 | 0 | 0 |

| OPPONENTS | Downs | Half | Game | Pts. | TD% | Score % | Pts./Poss |
|------------------------|-------|------|------|------|------|---------|-----------|
| 9/9 JACKSONVILLE | 0 | 0 | 0 | 7 | 100% | 100% | 7.0 |
| 9/16 at Dallas | 0 | 0 | 0 | 0 | 0% | 0% | 0.0 |
| 9/23 at Houston | 0 | 0 | 0 | 13 | 40% | 40% | 2.6 |
| 9/30 NEW ORLEANS | | | | | | | |
| 10/7 at Carolina | | | | | | | |
| 10/11 PHILADELPHIA | | | | | | | |
| 10/22 at Atlanta | | | | | | | |
| 10/28 WASHINGTON | | | | | | | |
| 11/12 at San Fransisco | | | | | | | |
| 11/18 TAMPA BAY | | | | | | | |
| 11/25 at Philadelphia | | | | | | | |
| 12/2 CHICAGO | | | | | | | |
| 12/9 at Washington | | | | | | | |
| 12/16 TENNESSEE | | | | | | | |
| 12/23 at Indianapolis | | | | | | | |
| 12/30 DALLAS | | | | | | | |
| 2017 Totals | 0 | 0 | 0 | 20 | 50% | 50% | 3.3 |



KICKING - GIANTS & OPPONENTS

| OPPONENTS | | FG | | 11-19 | 20-29 | 30-39 | 40-49 | 50+ | Total |
|--------------------|------------------|-------|----------------|------------|------------|------------|------------|------------|------------|
| 9/9 | JACKSONVILLE | Rosas | (27) (31) (44) | 0-0 | 1-1 | 1-1 | 1-1 | 0-0 | 3-3 |
| 9/16 | at Dallas | Rosas | (28) (38) | 0-0 | 1-1 | 1-1 | 0-0 | 0-0 | 2-2 |
| 9/23 | at Houston | Rosas | (44) (30) | 0-0 | 0-0 | 1-1 | 1-1 | 0-0 | 2-2 |
| 9/30 | NEW ORLEANS | | | | | | | | |
| 10/7 | at Carolina | | | | | | | | |
| 10/11 | PHILADELPHIA | | | | | | | | |
| 10/22 | at Atlanta | | | | | | | | |
| 10/28 | WASHINGTON | | | | | | | | |
| 11/12 | at San Francisco | | | | | | | | |
| 11/18 | TAMPA BAY | | | | | | | | |
| 11/25 | at Philadelphia | | | | | | | | |
| 12/2 | CHICAGO | | | | | | | | |
| 12/9 | at Washington | | | | | | | | |
| 12/16 | TENNESSEE | | | | | | | | |
| 12/23 | at Indianapolis | | | | | | | | |
| 12/30 | DALLAS | | | | | | | | |
| 2018 Totals | | | | 0-0 | 2-2 | 3-3 | 2-2 | 0-0 | 7-7 |

| OPPONENTS | | FG | | 11-19 | 20-29 | 30-39 | 40-49 | 50+ | Total |
|--------------------|------------------|-----------|----------------|------------|------------|------------|------------|------------|------------|
| 9/9 | JACKSONVILLE | Lambo | (39) (39) | 0-0 | 0-0 | 2-2 | 0-0 | 0-0 | 2-2 |
| 9/16 | at Dallas | Maher | (37) (29) | 0-0 | 1-1 | 1-1 | 0-0 | 0-0 | 2-2 |
| 9/23 | at Houston | Fairbairn | (23) (28) (54) | 0-0 | 2-2 | 0-0 | 0-0 | 1-1 | 3-3 |
| 9/30 | NEW ORLEANS | | | | | | | | |
| 10/7 | at Carolina | | | | | | | | |
| 10/11 | PHILADELPHIA | | | | | | | | |
| 10/22 | at Atlanta | | | | | | | | |
| 10/28 | WASHINGTON | | | | | | | | |
| 11/12 | at San Francisco | | | | | | | | |
| 11/18 | TAMPA BAY | | | | | | | | |
| 11/25 | at Philadelphia | | | | | | | | |
| 12/2 | CHICAGO | | | | | | | | |
| 12/9 | at Washington | | | | | | | | |
| 12/16 | TENNESSEE | | | | | | | | |
| 12/23 | at Indianapolis | | | | | | | | |
| 12/30 | DALLAS | | | | | | | | |
| 2018 Totals | | | | 0-0 | 3-3 | 3-3 | 0-0 | 1-1 | 7-7 |



OFFENSE

OVERTIME GAME

Giants 12, Chiefs 9
Nov. 19, 2017

SHUTOUT

Giants 24 at Tampa Bay 0
Sept. 27, 2009
Opponent:
Giants 0 at Arizona 23
Dec. 24, 2017

SCORELESS FIRST HALF

Giants 0 at Dallas
Sept. 16, 2018
Opponent:
Dallas 0 vs. Giants 10
Jan. 1, 2017

SCORELESS SECOND HALF:

Giants 0 at Arizona 13
Dec. 24, 2017
Opponent:
Giants 3 vs. Washington 0
Dec. 31, 2017

400 YARDS:

Giants: 504 vs. Philadelphia, Dec. 17, 2017
Opponent: 454 vs. Dallas, Dec. 10, 2017

500 YARDS:

504 vs. Philadelphia, Dec. 17, 2017
Opponent: 608 at New Orleans, Nov. 1, 2015

600 TOTAL YARDS:

604 vs. Tampa Bay, Sept. 16, 2012
Opponent: 608 at New Orleans, Nov. 1, 2015

200 YARDS RUSHING:

208 vs. Philadelphia
Jan. 3, 2016
Opponent: 218 at Minnesota, Dec. 27, 2015

300 YARDS RUSHING:

301 vs. Carolina, Dec. 21, 2008
Opponent: 350 at Seattle
Nov. 9, 2014

300 NET YARDS PASSING:

429 vs. Philadelphia, Dec. 17, 2017
Opponent: 332 vs. Dallas, Dec. 10, 2017

400 NET YARDS PASSING:

429 vs. Philadelphia, Dec. 17, 2017
Opponent: 505 at New Orleans, Nov. 1, 2015

500 NET YARDS PASSING:

510 vs. Tampa Bay, Sept. 16, 2012
Opponent: 505 at New Orleans,
Nov. 1, 2015

MOST POINTS:

62 vs. Philadelphia
Nov. 26, 1972
Opponent: 72 at Washington Nov. 27, 1966

60 POINTS:

62 vs. Philadelphia
Nov. 26, 1972
Opponent: 62 at Cleveland
Dec. 6, 1953

50 POINTS:

52 vs. New Orleans, Dec. 9, 2012
Opponent: 51 vs. L.A. Rams, Nov. 5, 2017

100-YARD RUSHING GAME:

Saquon Barkley 106 vs.
Jacksonville, Sept. 9, 2018
Opponent: Marshawn Lynch, 101
at Oakland, Dec. 3, 2017

100-YARD RECEIVING GAME:

Odell Beckham Jr., 109 at
Houston, Sept. 23, 2018
Opponent: Larry Fitzgerald, 119
at Arizona, Dec. 24, 2017; 2 PS

200-YARD RECEIVING GAME:

Odell Beckham Jr., 222 vs.
Baltimore, Oct. 16, 2016
Opponent: Gary Clark 11-241
vs. Washington, Oct. 27, 1986

300-YARD PASSING GAME

Eli Manning, 434 vs. Philadelphia,
Dec. 17, 2017
Opponent: Jared Goff, 311 vs. L.A.
Rams, Nov. 5, 2017

400-YARD PASSING GAME

Eli Manning, 434 vs. Philadelphia,
Dec. 17, 2017
Opponent: Drew Brees 505 at
New Orleans, Nov. 1, 2015

3 TD PASSES:

Eli Manning vs. Philadelphia, Dec.
17, 2017
Opponent: Nick Foles (4), vs.
Philadelphia, Dec. 17, 2017

4 TD PASSES:

Eli Manning vs. Philadelphia, Nov.
6, 2016
Opponent: Nick Foles (4), vs.
Philadelphia, Dec. 17, 2017
; Rodgers PS

5 TD PASSES:

Eli Manning (6) at New Orleans,
Nov. 1, 2015
Opponent: Cam Newton (5), vs.
Carolina, Dec. 20, 2015

3 TD RECEIVING:

Odell Beckham Jr. at New Orleans,
Nov. 1, 2015
Opponent: Santana Moss
at Washington, Dec. 24, 2005;
Cobb PS

4 TD RECEIVING:

Earnest Gray
at St. Louis (Cardinals)
Sept. 7, 1980
Opponent: Joe Horn
at New Orleans, Dec. 14, 2003

3 TD RUSHING:

Ahmad Bradshaw
vs. Buffalo, Oct. 16, 2011
Opponent: Marshawn Lynch (4) at
Seattle, Nov. 9, 2014

4 TD RUSHING:

Rodney Hampton
vs. New Orleans Sept. 24, 1995
Opponent: Marshawn Lynch, at
Seattle, Nov. 9, 2014.

DEFENSE

INTERCEPTION TD RETURN

Janoris Jenkins, 53 yards
at Washington, Oct. 23, 2017
Opponent:
Malcolm Jenkins, 34 yards
at Philadelphia, Dec. 22, 2016

FUMBLE RETURN FOR TD

Trevin Wade, 11 yards
at Washington, Jan. 1, 2017
Opponent: Robert Nkemdiche 21
yards
at Arizona, Dec. 24, 2017

3 QUARTERBACK SACKS

Jason Pierre-Paul (3.0)
at Denver, Oct. 15, 2017
Opponent: Ziggy Ansah (3.0)
vs. Detroit, Sept. 19, 2017



THE LAST TIME IT HAPPENED - REGULAR SEASON

4 QUARTERBACK SACKS

Justin Tuck (4.0)
at Washington, Dec. 1, 2010
Opponent:
Bertrand Berry (4.0)
at Arizona, Nov. 14, 2004

2 INTERCEPTIONS

Kelvin Sheppard
at Washington, Dec. 31, 2017
Opponent:
Antoine Bethea, at Arizona, Dec.
24, 2017

SAFETY

S. Pulley fumble out of bounds vs. LA
Chargers, Oct. 8, 2017
Opponent:
Ereck Flowers penalized for holding
James Harrison in the end zone at
Pittsburgh, Dec. 4, 2016

SPECIAL TEAMS

5 FIELD GOALS

Josh Brown
at Tennessee, Dec. 7, 2014
Opponent:
Dustin Hopkins, vs. Washington,
Sept. 25, 2016

50-YARD FIELD GOAL

Aldrick Rosas, 51
at Denver, Oct. 15, 2017
Opponent:
J. Elliott, 61 at Eagles, Sept. 24, 2017

KICKOFF RETURN FOR TD

Dwayne Harris 100 yards
vs. Dallas, Oct. 25, 2015
Opponent:
Rashad Ross, 101 yards vs.
Washington, Sept. 25, 2015

PUNT RETURN FOR TD

Dwayne Harris 80 yards
vs. New York Jets, Dec. 6, 2015
Opponent:
Ted Ginn Jr. 71 yards vs. Arizona,
Sept. 14, 2014

BLOCKED PUNT

Shane Smith
at Oakland, Dec. 3, 2017
Opponent:
Kamu Grugier-Hill
vs. Philadelphia, Dec. 17, 2017

BLOCKED PUNT

RETURN/RECOVERED FOR TD
Cooper Taylor 21 yards
(blocked by Damontre Moore)
vs. Oakland, Nov. 10, 2013
Opponent: Myron Baker 5 yards
at Chicago Sept. 5, 1993

BLOCKED FIELD GOAL ATTEMPT

Kerry Wynn
at Denver, Oct. 15, 2017
Opponent:
Adam Gotsis
at Denver, Oct. 15, 2017

BLOCKED FIELD RETURNED FOR TD

Janoris Jenkins
vs. New Orleans, Sept. 19, 2016

FAKE FIELD GOAL ATTEMPT

Jeff Hostetler 22-yard TD pass
to Carl Banks
at Philadelphia, Oct. 8, 1989
Opponent:
Shaun Suisham, vs. Pittsburgh
Nov. 4, 2012 (no first down)

BLOCKED PAT

Barry Cofield
vs. Dallas, Nov. 14, 2010
Opponent:
Anthony Lanier
vs. Washington, Dec. 31, 2017

PAT MISSED

Aldrick Rosas
vs. Kansas City, Nov. 19, 2017
Opponent:
Phil Dawson
at Arizona, Dec. 24, 2017

TWO POINT CONVERSION MADE

Orleans Darkwa
at San Francisco, Nov. 12, 2017
Opponent:
Cousins pass to Crowder
vs. Washington, Sept. 24, 2015

TWO POINT CONVERSION FAILED

Saquon Barkley rush attempt, vs.
Jacksonville, Sept. 9, 2018
Opponent:
Deshaun Watson, pass failed to
Will Fuller V, at Houston Sept.
23, 2018

RECOVERED OWN ONSIDE KICK

vs. Dallas, Sept. 16, 2018
Opponent:
vs. Philadelphia, Dec. 30, 2012



THE LAST TIME IT HAPPENED - SEASON

OFFENSE

1,000 YARD RUSHER

Ahmad Bradshaw, 2012, 1,015 yards

300 RUSHING ATTEMPTS

Tiki Barber, 2006, 327 attempts

5 100-YARD RUSHING GAMES

Brandon Jacobs, 2007, (5)

10 RUSHING TDS

Brandon Jacobs, 2008, 15 touchdowns

600 PASS ATTEMPTS

Eli Manning, 2015, 618 attempts

500 PASS ATTEMPTS

Eli Manning, 2016, 598 attempts

300 PASS COMPLETIONS

Eli Manning, 2016, 377 completions

4,000 YARDS PASSING

Eli Manning, 2016, 4,027 yards

5 GAMES WITH 300 YARDS

Eli Manning, 2015, (6)

30 TOUCHDOWN PASSES

Eli Manning, 2015, 35 touchdowns

MOST CONSECUTIVE GAMES WITH A TD PASS

Eli Manning, 2008, (12)

100 RECEPTIONS

Odell Beckham Jr., 2016,
101 receptions

1,000 RECEIVING YARDS

Odell Beckham Jr., 2016,
1,367 yards

10 RECEIVING TDS

Odell Beckham Jr., 2016,
10 touchdowns

DEFENSE

10 INTERCEPTIONS

Willie Williams, 1968,
11 interceptions

2 DEFENSIVE TDS

Percy Ellsworth, 1998,
2 touchdowns

5 FORCED FUMBLES

Osi Umenyiora, 2010,
10 forced fumbles &
Justin Tuck, 2010,
6 forced fumbles

10+ SACKS

Jason Pierre-Paul, 2014,
12.5 sacks

SPECIAL TEAMS

50 KICKOFF RETURNS

David Wilson, 2012, 57 returns

30-YARD AVG. KICKOFF RETURN

John Counts, 1962,
30.2 yard average

1,000 KICKOFF RETURN YARDS

David Wilson, 2012, 1,533 yards

2 KICKOFF RETURN TDS

Never Happened

50 PUNT RETURNS

Phil McConkey, 1985, 53 returns

500 PUNT RETURN YARDS

Tiki Barber, 1999, 506 yards

15-YARD PUNT RETURN AVG

Amani Toomer, 1996,
16.6 yard average

2 PUNT RETURNS FOR TD

Amani Toomer, 1996,
2 touchdowns

Texans vs Giants

National Football League Game Summary

NFL Copyright © 2018 by The National Football League. All rights reserved. This summary and play-by-play is for the express purpose of assisting media in their coverage of the game; any other use of this material is prohibited without the written permission of the National Football League. Updated: 9/24/2018

Date: Sunday, 9/23/2018 **New York Giants at Houston Texans** Start Time: 12:03 PM CDT
at NRG Stadium, Houston, TX

Game Day Weather

Game Weather: Partly Cloudy Temp: 78° F (25.6° C) Humidity: 72%, Wind: SSW 2 mph
Played Retractable Roof on Turf: Artificial Outdoor Weather: Partly Cloudy, Wind Chill: 82

Officials

Referee: Coleman, Walt (65) Umpire: Rice, Jeff (44) Down Judge: Bergman, Jerry (91)
Line Judge: Stewart, Mark (75) Field Judge: Gautreaux, Greg (80) Side Judge: Walker, Jabir (26)
Back Judge: Yette, Greg (38) Replay Official: Lewis, Darryll (0)

Lineups

| New York Giants | | | | Houston Texans | | | |
|-----------------|----------------|---------|----------------|----------------|----------------|---------|-----------------|
| Offense | | Defense | | Offense | | Defense | |
| WR | 87 S.Shepard | DE | 98 D.Harrison | WR | 10 D.Hopkins | DE | 99 J.Watt |
| LT | 76 N.Solder | DL | 72 K.Wynn | LT | 75 M.Rankin | NT | 98 D.Reader |
| LG | 71 W.Hernandez | DL | 94 D.Tomlinson | LG | 65 G.Mancz | DE | 95 C.Covington |
| C | 73 J.Greco | SAM | 96 K.Martin | C | 66 N.Martin | SAM | 59 W.Mercilus |
| RG | 70 P.Omameh | ILB | 93 B.Goodson | RG | 73 Z.Fulton | MIKE | 55 B.McKinney |
| RT | 63 C.Wheeler | SLB | 52 A.Ogletree | RT | 70 J.Davenport | WILL | 41 Z.Cunningham |
| TE | 88 E.Engram | DB | 31 M.Thomas | TE | 84 R.Griffin | JACK | 90 J.Clowney |
| TE | 85 R.Ellison | LCB | 23 B.Webb | TE | 83 J.Thomas | CB | 24 J.Joseph |
| WR | 13 O.Beckham | RCB | 20 J.Jenkins | WR | 15 W.Fuller | CB | 22 A.Colvin |
| QB | 10 E.Manning | SS | 21 L.Collins | QB | 4 D.Watson | S | 32 T.Mathieu |
| RB | 26 S.Barkley | FS | 35 C.Riley | RB | 26 L.Miller | S | 25 K.Jackson |

Substitutions

K 2 A.Rosas, P 9 R.Dixon, WR 12 C.Latimer, RB 22 W.Gallman, RB 28 J.Stewart, CB 30 A.Hamilton, S 36 S.Chandler, CB 38 D.Deayon, RB 39 E.Penny, LS 51 Z.DeOssie, LB 53 C.Barwin, LB 55 R.Armstrong, LB 57 N.Stupar, LB 58 T.Davis, LB 59 L.Carter, T 74 E.Flowers, OL 77 S.Pulley, WR 81 R.Shepard, TE 82 S.Simonson, WR 83 S.Coley, DT 91 Jo.Jenkins, DL 95 B.Hill, DL 99 M.Edwards

Substitutions

QB 5 J.Webb, K 7 K.Fairbairn, P 8 T.Daniel, WR 12 B.Ellington, WR 17 V.Smith, S 20 J.Reid, RB 21 T.Ervin, CB 23 J.Bademosi, RB 28 A.Blue, DB 31 N.Jamerson, DB 33 A.Moore, RB 38 G.Howell, DB 43 S.Wright, LS 46 J.Weeks, ILB 51 D.Cole, ILB 52 B.Peters, OLB 53 D.Ejiofor, OLB 57 B.Scarlett, T 74 K.Lamm, TE 88 J.Akins, NT 92 B.Dunn, DE 97 A.Blackson

Did Not Play

QB 3 A.Tanney

Did Not Play

QB 3 B.Weeden, G 64 S.Kelemete

Not Active

WR 15 K.Clay, QB 17 K.Lauletta, CB 24 E.Apple, DB 29 K.Moore, CB 33 M.Jordan, LB 54 O.Vernon, C 67 E.Brown

Not Active

WR 16 K.Coutee, WR 18 S.Coates, DB 36 K.Webster, OLB 58 P.Kalambayi, T 63 R.Johnson, DE 91 C.Watkins, DE 93 J.Heath

Field Goals (made () & missed)

| | | | | | | | |
|----------|-----------------|-----------|-------------|----|----------------|----|----|
| A.Rosas | | (44) (30) | K.Fairbairn | | (23) (28) (54) | | |
| | | | 1 | 2 | 3 | 4 | OT |
| VISITOR: | New York Giants | | 7 | 13 | 0 | 7 | 0 |
| HOME: | Houston Texans | | 3 | 3 | 3 | 13 | 0 |

Scoring Plays

| Team | Qtr | Time | Play Description (Extra Point) (Drive Info) | Visitor | Home |
|--------|-----|-------|--|---------|------|
| Texans | 1 | 10:10 | K.Fairbairn 23 yd. Field Goal (11-69, 4:50) | 0 | 3 |
| Giants | 1 | 4:10 | S.Barkley 15 yd. run (A.Rosas kick) (10-75, 6:00) | 7 | 3 |
| Giants | 2 | 11:49 | A.Rosas 44 yd. Field Goal (9-58, 5:14) | 10 | 3 |
| Giants | 2 | 4:35 | A.Rosas 30 yd. Field Goal (10-64, 5:59) | 13 | 3 |
| Giants | 2 | 1:20 | R.Ellison 16 yd. pass from E.Manning (A.Rosas kick) (6-71, 1:56) | 20 | 3 |
| Texans | 2 | 0:00 | K.Fairbairn 28 yd. Field Goal (9-65, 1:20) | 20 | 6 |
| Texans | 3 | 8:41 | K.Fairbairn 54 yd. Field Goal (7-41, 3:13) | 20 | 9 |
| Texans | 4 | 7:37 | W.Fuller 6 yd. pass from D.Watson (pass failed) (7-67, 3:32) | 20 | 15 |
| Giants | 4 | 2:08 | S.Shepard 7 yd. pass from E.Manning (A.Rosas kick) (9-77, 5:29) | 27 | 15 |

Texans vs Giants

National Football League Game Summary

NFL Copyright © 2018 by The National Football League. All rights reserved. This summary and play-by-play is for the express purpose of assisting media in their coverage of the game; any other use of this material is prohibited without the written permission of the National Football League. Updated: 9/24/2018

| | | | | | |
|-------------------------|---|------|--|------------|----|
| Texans | 4 | 0:01 | L.Miller 4 yd. pass from D.Watson (K.Fairbairn kick) (12-75, 2:07) | 27 | 22 |
| Paid Attendance: 71,838 | | | | Time: 2:58 | |

New York Giants vs Houston Texans
9/23/2018 at NRG Stadium

Final Individual Statistics

New York Giants

| RUSHING | ATT | YDS | AVG | LG | TD |
|-----------|-----|-----|------|----|----|
| S.Barkley | 17 | 82 | 4.8 | 24 | 1 |
| W.Gallman | 6 | 25 | 4.2 | 8 | 0 |
| J.Stewart | 2 | 8 | 4.0 | 5 | 0 |
| O.Beckham | 1 | 0 | 0.0 | 0 | 0 |
| E.Manning | 1 | -1 | -1.0 | -1 | 0 |
| Total | 27 | 114 | 4.2 | 24 | 1 |

| PASSING | ATT | CMP | YDS | SK/YD | TD | LG | IN | RT |
|-----------|-----|-----|-----|-------|----|----|----|-------|
| E.Manning | 29 | 25 | 297 | 4/32 | 2 | 30 | 0 | 132.3 |
| Total | 29 | 25 | 297 | 4/32 | 2 | 30 | 0 | 132.3 |

| PASS RECEIVING | TAR | REC | YDS | AVG | LG | TD |
|----------------|-----|-----|-----|------|----|----|
| O.Beckham | 10 | 9 | 109 | 12.1 | 30 | 0 |
| S.Shepard | 7 | 6 | 80 | 13.3 | 23 | 1 |
| S.Barkley | 5 | 5 | 35 | 7.0 | 21 | 0 |
| R.Ellison | 3 | 3 | 39 | 13.0 | 17 | 1 |
| E.Engram | 1 | 1 | 19 | 19.0 | 19 | 0 |
| C.Latimer | 2 | 1 | 15 | 15.0 | 15 | 0 |
| W.Gallman | 1 | 0 | 0 | 0.0 | 0 | 0 |
| Total | 29 | 25 | 297 | 11.9 | 30 | 2 |

| INTERCEPTIONS | NO | YDS | AVG | LG | TD |
|---------------|----|-----|-----|----|----|
| A.Ogletree | 1 | 0 | 0.0 | 0 | 0 |
| Total | 1 | 0 | 0.0 | 0 | 0 |

| PUNTING | NO | YDS | AVG | NET | TB | IN20 | LG |
|---------|----|-----|------|------|----|------|----|
| R.Dixon | 4 | 198 | 49.5 | 38.3 | 0 | 0 | 53 |
| Total | 4 | 198 | 49.5 | 38.3 | 0 | 0 | 53 |

| PUNT RETURNS | NO | YDS | AVG | FC | LG | TD |
|--------------|----|-----|-----|----|----|----|
| S.Coley | 2 | 6 | 3.0 | 1 | 6 | 0 |
| Total | 2 | 6 | 3.0 | 1 | 6 | 0 |

| KICKOFF RETURNS | NO | YDS | AVG | FC | LG | TD |
|-----------------|----|-----|------|----|----|----|
| S.Coley | 2 | 27 | 13.5 | 0 | 21 | 0 |
| C.Latimer | 1 | 18 | 18.0 | 0 | 18 | 0 |
| [TOUCHBACK] | 1 | 0 | 0.0 | 0 | 0 | 0 |
| Total | 3 | 45 | 15.0 | 0 | 21 | 0 |

Houston Texans

| RUSHING | ATT | YDS | AVG | LG | TD |
|----------|-----|-----|-----|----|----|
| D.Watson | 5 | 36 | 7.2 | 10 | 0 |
| A.Blue | 4 | 13 | 3.3 | 6 | 0 |
| L.Miller | 10 | 10 | 1.0 | 5 | 0 |
| Total | 19 | 59 | 3.1 | 10 | 0 |

| PASSING | ATT | CMP | YDS | SK/YD | TD | LG | IN | RT |
|----------|-----|-----|-----|-------|----|----|----|------|
| D.Watson | 40 | 24 | 385 | 3/17 | 2 | 39 | 1 | 98.4 |
| Total | 40 | 24 | 385 | 3/17 | 2 | 39 | 1 | 98.4 |

| PASS RECEIVING | TAR | REC | YDS | AVG | LG | TD |
|----------------|-----|-----|-----|------|----|----|
| D.Hopkins | 10 | 6 | 86 | 14.3 | 24 | 0 |
| W.Fuller | 11 | 5 | 101 | 20.2 | 37 | 1 |
| L.Miller | 6 | 5 | 41 | 8.2 | 16 | 1 |
| J.Thomas | 2 | 2 | 53 | 26.5 | 39 | 0 |
| R.Griffin | 4 | 2 | 44 | 22.0 | 32 | 0 |
| V.Smith | 2 | 1 | 28 | 28.0 | 28 | 0 |
| J.Akins | 1 | 1 | 18 | 18.0 | 18 | 0 |
| B.Ellington | 1 | 1 | 10 | 10.0 | 10 | 0 |
| A.Blue | 1 | 1 | 4 | 4.0 | 4 | 0 |
| Total | 38 | 24 | 385 | 16.0 | 39 | 2 |

| INTERCEPTIONS | NO | YDS | AVG | LG | TD |
|---------------|----|-----|-----|----|----|
| Total | 0 | 0 | 0 | 0 | 0 |

| PUNTING | NO | YDS | AVG | NET | TB | IN20 | LG |
|----------|----|-----|------|------|----|------|----|
| T.Daniel | 3 | 155 | 51.7 | 49.7 | 0 | 1 | 57 |
| Total | 3 | 155 | 51.7 | 49.7 | 0 | 1 | 57 |

| PUNT RETURNS | NO | YDS | AVG | FC | LG | TD |
|--------------|----|-----|------|----|----|----|
| T.Ervin | 3 | 45 | 15.0 | 0 | 27 | 0 |
| [DOWNED] | 1 | 0 | 0.0 | 0 | 0 | 0 |
| Total | 3 | 45 | 15.0 | 0 | 27 | 0 |

| KICKOFF RETURNS | NO | YDS | AVG | FC | LG | TD |
|-----------------|----|-----|------|----|----|----|
| T.Ervin | 2 | 41 | 20.5 | 0 | 22 | 0 |
| [TOUCHBACK] | 4 | 0 | 0.0 | 0 | 0 | 0 |
| Total | 2 | 41 | 20.5 | 0 | 22 | 0 |

New York Giants

| FUMBLES | FUM | LOST | OWN-REC | YDS | TD | FORCED | OPP-REC | YDS | TD | OUT-BDS |
|-----------|-----|------|---------|-----|----|--------|---------|-----|----|---------|
| S.Coley | 1 | 0 | 1 | 0 | 0 | 0 | 0 | 0 | 0 | 0 |
| E.Manning | 1 | 0 | 1 | 0 | 0 | 0 | 0 | 0 | 0 | 0 |
| K.Wynn | 0 | 0 | 0 | 0 | 0 | 1 | 0 | 0 | 0 | 0 |
| D.Deayon | 0 | 0 | 0 | 0 | 0 | 0 | 1 | 0 | 0 | 0 |
| Total | 2 | 0 | 2 | 0 | 0 | 1 | 1 | 0 | 0 | 0 |

Houston Texans

| FUMBLES | FUM | LOST | OWN-REC | YDS | TD | FORCED | OPP-REC | YDS | TD | OUT-BDS |
|----------|-----|------|---------|-----|----|--------|---------|-----|----|---------|
| L.Miller | 1 | 1 | 0 | 0 | 0 | 0 | 0 | 0 | 0 | 0 |
| J.Watt | 0 | 0 | 0 | 0 | 0 | 1 | 0 | 0 | 0 | 0 |
| Total | 1 | 1 | 0 | 0 | 0 | 1 | 0 | 0 | 0 | 0 |

New York Giants vs Houston Texans
9/23/2018 at NRG Stadium

Final Team Statistics

| | Visitor Giants | Home Texans |
|--|-------------------|----------------|
| TOTAL FIRST DOWNS | 21 | 21 |
| By Rushing | 4 | 2 |
| By Passing | 16 | 18 |
| By Penalty | 1 | 1 |
| THIRD DOWN EFFICIENCY | 7-13-54% | 5-12-42% |
| FOURTH DOWN EFFICIENCY | 0-0-0% | 2-2-100% |
| TOTAL NET YARDS | 379 | 427 |
| Total Offensive Plays (inc. times thrown passing) | 60 | 62 |
| Average gain per offensive play | 6.3 | 6.9 |
| NET YARDS RUSHING | 114 | 59 |
| Total Rushing Plays | 27 | 19 |
| Average gain per rushing play | 4.2 | 3.1 |
| Tackles for a loss-number and yards | 3-8 | 4-6 |
| NET YARDS PASSING | 265 | 368 |
| Times thrown - yards lost attempting to pass | 4-32 | 3-17 |
| Gross yards passing | 297 | 385 |
| PASS ATTEMPTS-COMPLETIONS-HAD INTERCEPTED | 29-25-0 | 40-24-1 |
| Avg gain per pass play (inc.# thrown passing) | 8.0 | 8.6 |
| KICKOFFS Number-In End Zone-Touchbacks | 6-5-4 | 5-1-1 |
| PUNTS Number and Average | 4-49.5 | 3-51.7 |
| Had Blocked | 0 | 0 |
| FGs - PATs Had Blocked | 0-0 | 0-0 |
| Net Punting Average | 38.3 | 49.7 |
| TOTAL RETURN YARDAGE (Not Including Kickoffs) | 6 | 45 |
| No. and Yards Punt Returns | 2-6 | 3-45 |
| No. and Yards Kickoff Returns | 3-45 | 2-41 |
| No. and Yards Interception Returns | 1-0 | 0-0 |
| PENALTIES Number and Yards | 3-20 | 7-50 |
| FUMBLES Number and Lost | 2-0 | 1-1 |
| TOUCHDOWNS | 3 | 2 |
| Rushing | 1 | 0 |
| Passing | 2 | 2 |
| EXTRA POINTS Made-Attempts | 3-3 | 1-2 |
| Kicking Made-Attempts | 3-3 | 1-1 |
| Passing Made-Attempts | 0-0 | 0-1 |
| FIELD GOALS Made-Attempts | 2-2 | 3-3 |
| RED ZONE EFFICIENCY | 3-4-75% | 2-5-40% |
| GOAL TO GO EFFICIENCY | 1-1-100% | 2-5-40% |
| SAFETIES | 0 | 0 |
| FINAL SCORE | 27 | 22 |
| TIME OF POSSESSION | 35:30 | 24:30 |

Ball Possession And Drive Chart

New York Giants

| # | Time Recd | Time Lost | Time Poss | How Ball Obtained | Drive Began | # Play | Yds Gain | Yds Pen | Net Yds | 1st Down | Last Scrm | How Given Up |
|----|-----------|-----------|-----------|-------------------|-------------|--------|----------|---------|---------|----------|-----------|--------------|
| 1 | 10:10 | 4:10 | 6:00 | Kickoff | NYG 25 | 10 | 80 | -5 | 75 | 5 | * HST 15 | Touchdown |
| 2 | 2:03 | 11:49 | 5:14 | Punt | NYG 16 | 9 | 48 | 10 | 58 | 3 | HST 26 | Field Goal |
| 3 | 10:34 | 4:35 | 5:59 | Punt | NYG 24 | 10 | 64 | 0 | 64 | 3 | * HST 12 | Field Goal |
| 4 | 3:16 | 1:20 | 1:56 | Punt | NYG 29 | 6 | 71 | 0 | 71 | 3 | * HST 16 | Touchdown |
| 5 | 15:00 | 11:54 | 3:06 | Kickoff | NYG 22 | 5 | 15 | 0 | 15 | 1 | NYG 37 | Punt |
| 6 | 8:41 | 5:42 | 2:59 | Kickoff | NYG 9 | 4 | 20 | 0 | 20 | 1 | NYG 29 | Punt |
| 7 | 3:47 | 1:57 | 1:50 | Fumble | NYG 25 | 4 | 1 | -10 | -9 | 0 | NYG 16 | Punt |
| 8 | 14:05 | 11:09 | 2:56 | Interception | NYG 20 | 4 | 4 | 0 | 4 | 1 | NYG 24 | Punt |
| 9 | 7:37 | 2:08 | 5:29 | Kickoff | NYG 23 | 9 | 77 | 0 | 77 | 4 | * HST 7 | Touchdown |
| 10 | 0:01 | 0:00 | 0:01 | Kickoff | NYG 29 | 1 | -1 | 0 | -1 | 0 | NYG 29 | End of Game |

(222) Average NYG 22

Houston Texans

| # | Time Recd | Time Lost | Time Poss | How Ball Obtained | Drive Began | # Play | Yds Gain | Yds Pen | Net Yds | 1st Down | Last Scrm | How Given Up |
|----|-----------|-----------|-----------|-------------------|-------------|--------|----------|---------|---------|----------|-----------|--------------|
| 1 | 15:00 | 10:10 | 4:50 | Kickoff | HST 26 | 11 | 69 | 0 | 69 | 4 | * NYG 5 | Field Goal |
| 2 | 4:10 | 2:03 | 2:07 | Kickoff | HST 22 | 3 | 11 | -5 | 6 | 0 | HST 28 | Punt |
| 3 | 11:49 | 10:34 | 1:15 | Kickoff | HST 25 | 3 | 6 | -5 | 1 | 0 | HST 26 | Punt |
| 4 | 4:35 | 3:16 | 1:19 | Kickoff | HST 25 | 3 | 4 | 0 | 4 | 0 | HST 29 | Punt |
| 5 | 1:20 | 0:00 | 1:20 | Kickoff | HST 25 | 9 | 70 | -5 | 65 | 4 | * NYG 10 | Field Goal |
| 6 | 11:54 | 8:41 | 3:13 | Punt | HST 24 | 7 | 41 | 0 | 41 | 1 | NYG 35 | Field Goal |
| 7 | 5:42 | 3:47 | 1:55 | Punt | HST 45 | 5 | 28 | 0 | 28 | 1 | NYG 33 | Fumble |
| 8 | 1:57 | 14:05 | 2:52 | Punt | HST 39 | 5 | 46 | -10 | 36 | 3 | * NYG 25 | Interception |
| 9 | 11:09 | 7:37 | 3:32 | Punt | HST 33 | 7 | 77 | -10 | 67 | 4 | * NYG 6 | Touchdown |
| 10 | 2:08 | 0:01 | 2:07 | Kickoff | HST 25 | 12 | 75 | 0 | 75 | 4 | * NYG 4 | Touchdown |

(289) Average HST 29

* inside opponent's 20

Time of Possession by Quarter

| | | 1st | 2nd | 3rd | 4th | OT | Total |
|---------|-----------------|------|-------|------|------|----|-------|
| Visitor | New York Giants | 8:03 | 11:06 | 7:55 | 8:26 | | 35:30 |
| Home | Houston Texans | 6:57 | 3:54 | 7:05 | 6:34 | | 24:30 |

Kickoff Drive No.-Start Average

Giants: 4 - NYG 20

Texans: 6 - HST 25

New York Giants vs Houston Texans
9/23/2018 at NRG Stadium

Final Defensive Statistics

New York Giants

Regular Defensive Plays

Special Teams

Misc

| | TKL | AST | COMB | SK | / YDS | TFL | Q | IN | PD | FF | FR | TKL | AST | FF | FR | BL | TKL | AST | FF | FR |
|--------------|-----------|-----------|-----------|----------|-----------|----------|-----------|----------|----------|----------|----------|----------|----------|----------|----------|----------|----------|----------|----------|----------|
| D.Harrison | 3 | 4 | 7 | 0 | 0 | 1 | 0 | 0 | 0 | 0 | 0 | 0 | 0 | 0 | 0 | 0 | 0 | 0 | 0 | 0 |
| C.Riley | 3 | 3 | 6 | 0 | 0 | 0 | 0 | 0 | 0 | 0 | 0 | 1 | 0 | 0 | 0 | 0 | 0 | 0 | 0 | 0 |
| K.Wynn | 5 | 0 | 5 | 0 | 0 | 1 | 0 | 0 | 1 | 1 | 0 | 0 | 1 | 0 | 0 | 0 | 0 | 0 | 0 | 0 |
| L.Collins | 3 | 2 | 5 | 0 | 0 | 0 | 0 | 0 | 1 | 0 | 0 | 0 | 0 | 0 | 0 | 0 | 0 | 0 | 0 | 0 |
| A.Ogletree | 2 | 3 | 5 | 0 | 0 | 0 | 0 | 1 | 1 | 0 | 0 | 0 | 0 | 0 | 0 | 0 | 0 | 0 | 0 | 0 |
| D.Deayon | 3 | 1 | 4 | 0 | 0 | 0 | 0 | 0 | 0 | 0 | 1 | 0 | 0 | 0 | 0 | 0 | 0 | 0 | 0 | 0 |
| D.Tomlinson | 0 | 4 | 4 | 0 | 0 | 0 | 0 | 0 | 0 | 0 | 0 | 0 | 0 | 0 | 0 | 0 | 0 | 0 | 0 | 0 |
| B.Webb | 3 | 0 | 3 | 0 | 0 | 0 | 0 | 0 | 1 | 0 | 0 | 0 | 0 | 0 | 0 | 0 | 0 | 0 | 0 | 0 |
| J.Jenkins | 3 | 0 | 3 | 0 | 0 | 0 | 0 | 0 | 1 | 0 | 0 | 0 | 0 | 0 | 0 | 0 | 0 | 0 | 0 | 0 |
| L.Carter | 2 | 0 | 2 | 1 | 0 | 0 | 2 | 0 | 0 | 0 | 0 | 0 | 1 | 0 | 0 | 0 | 0 | 0 | 0 | 0 |
| R.Armstrong | 2 | 0 | 2 | 0 | 0 | 0 | 0 | 0 | 0 | 0 | 0 | 0 | 0 | 0 | 0 | 0 | 0 | 0 | 0 | 0 |
| B.Goodson | 1 | 1 | 2 | 0 | 0 | 0 | 0 | 0 | 1 | 0 | 0 | 0 | 0 | 0 | 0 | 0 | 0 | 0 | 0 | 0 |
| M.Thomas | 1 | 1 | 2 | 0 | 0 | 0 | 0 | 0 | 0 | 0 | 0 | 1 | 0 | 0 | 0 | 0 | 0 | 0 | 0 | 0 |
| K.Martin | 0 | 2 | 2 | 0 | 0 | 0 | 4 | 0 | 1 | 0 | 0 | 0 | 0 | 0 | 0 | 0 | 0 | 0 | 0 | 0 |
| B.Hill | 1 | 0 | 1 | 1 | 7 | 1 | 1 | 0 | 0 | 0 | 0 | 0 | 0 | 0 | 0 | 0 | 0 | 0 | 0 | 0 |
| M.Edwards | 1 | 0 | 1 | 1 | 10 | 1 | 1 | 0 | 0 | 0 | 0 | 0 | 0 | 0 | 0 | 0 | 0 | 0 | 0 | 0 |
| C.Barwin | 1 | 0 | 1 | 0 | 0 | 0 | 2 | 0 | 0 | 0 | 0 | 0 | 0 | 0 | 0 | 0 | 0 | 0 | 0 | 0 |
| Jo.Jenkins | 0 | 0 | 0 | 0 | 0 | 0 | 1 | 0 | 0 | 0 | 0 | 0 | 0 | 0 | 0 | 0 | 0 | 0 | 0 | 0 |
| S.Simonson | 0 | 0 | 0 | 0 | 0 | 0 | 0 | 0 | 0 | 0 | 0 | 1 | 0 | 0 | 0 | 0 | 0 | 0 | 0 | 0 |
| N.Stupar | 0 | 0 | 0 | 0 | 0 | 0 | 0 | 0 | 0 | 0 | 0 | 1 | 0 | 0 | 0 | 0 | 0 | 0 | 0 | 0 |
| S.Coley | 0 | 0 | 0 | 0 | 0 | 0 | 0 | 0 | 0 | 0 | 0 | 0 | 0 | 0 | 1 | 0 | 0 | 0 | 0 | 0 |
| E.Manning | 0 | 0 | 0 | 0 | 0 | 0 | 0 | 0 | 0 | 0 | 0 | 0 | 0 | 0 | 0 | 0 | 0 | 0 | 0 | 1 |
| Total | 34 | 21 | 55 | 3 | 17 | 4 | 11 | 1 | 7 | 1 | 1 | 4 | 2 | 0 | 1 | 0 | 0 | 0 | 0 | 1 |

TKL = Tackle AST = Assist COMB = Combined QH=QB Hit IN = Interception PD = Pass Defense FF = Forced Fumble FR = Fumble Recovery

Houston Texans

Regular Defensive Plays

Special Teams

Misc

| | TKL | AST | COMB | SK | / YDS | TFL | QH | IN | PD | FF | FR | TKL | AST | FF | FR | BL | TKL | AST | FF | FR |
|--------------|-----------|-----------|-----------|----------|-----------|----------|----------|----------|----------|----------|----------|----------|----------|----------|----------|----------|----------|----------|----------|----------|
| T.Mathieu | 7 | 2 | 9 | 0 | 0 | 0 | 0 | 0 | 1 | 0 | 0 | 0 | 0 | 0 | 0 | 0 | 0 | 0 | 0 | 0 |
| K.Jackson | 5 | 4 | 9 | 0 | 0 | 0 | 0 | 0 | 1 | 0 | 0 | 0 | 0 | 0 | 0 | 0 | 0 | 0 | 0 | 0 |
| J.Watt | 4 | 4 | 8 | 3 | 25 | 3 | 4 | 0 | 0 | 1 | 0 | 0 | 0 | 0 | 0 | 0 | 0 | 0 | 0 | 0 |
| A.Colvin | 5 | 2 | 7 | 0 | 0 | 0 | 0 | 0 | 0 | 0 | 0 | 0 | 0 | 0 | 0 | 0 | 0 | 0 | 0 | 0 |
| B.McKinney | 3 | 4 | 7 | 0 | 0 | 1 | 0 | 0 | 0 | 0 | 0 | 0 | 0 | 0 | 0 | 0 | 0 | 0 | 0 | 0 |
| Z.Cunningham | 5 | 1 | 6 | 0 | 0 | 1 | 0 | 0 | 0 | 0 | 0 | 0 | 0 | 0 | 0 | 0 | 0 | 0 | 0 | 0 |
| A.Blackson | 3 | 0 | 3 | 1 | 7 | 1 | 1 | 0 | 0 | 0 | 0 | 0 | 0 | 0 | 0 | 0 | 0 | 0 | 0 | 0 |
| J.Reid | 3 | 0 | 3 | 0 | 0 | 0 | 0 | 0 | 0 | 0 | 0 | 1 | 0 | 0 | 0 | 0 | 0 | 0 | 0 | 0 |
| J.Clowney | 3 | 0 | 3 | 0 | 0 | 1 | 0 | 0 | 0 | 0 | 0 | 0 | 0 | 0 | 0 | 0 | 0 | 0 | 0 | 0 |
| D.Reader | 2 | 1 | 3 | 0 | 0 | 0 | 0 | 0 | 0 | 0 | 0 | 0 | 0 | 0 | 0 | 0 | 0 | 0 | 0 | 0 |
| S.Wright | 2 | 1 | 3 | 0 | 0 | 0 | 0 | 0 | 0 | 0 | 0 | 0 | 0 | 0 | 0 | 0 | 0 | 0 | 0 | 0 |
| J.Joseph | 2 | 0 | 2 | 0 | 0 | 0 | 0 | 0 | 0 | 0 | 0 | 0 | 0 | 0 | 0 | 0 | 0 | 0 | 0 | 0 |
| W.Mercilus | 0 | 2 | 2 | 0 | 0 | 0 | 0 | 0 | 0 | 0 | 0 | 0 | 0 | 0 | 0 | 0 | 0 | 0 | 0 | 0 |
| D.Cole | 1 | 0 | 1 | 0 | 0 | 0 | 0 | 0 | 0 | 0 | 0 | 0 | 0 | 0 | 0 | 0 | 0 | 0 | 0 | 0 |
| C.Covington | 0 | 1 | 1 | 0 | 0 | 0 | 0 | 0 | 0 | 0 | 0 | 0 | 0 | 0 | 0 | 0 | 0 | 0 | 0 | 0 |
| A.Moore | 0 | 0 | 0 | 0 | 0 | 0 | 0 | 0 | 0 | 0 | 0 | 1 | 0 | 0 | 0 | 0 | 0 | 0 | 0 | 0 |
| G.Howell | 0 | 0 | 0 | 0 | 0 | 0 | 0 | 0 | 0 | 0 | 0 | 1 | 0 | 0 | 0 | 0 | 0 | 0 | 0 | 0 |
| J.Bademosi | 0 | 0 | 0 | 0 | 0 | 0 | 0 | 0 | 0 | 0 | 0 | 1 | 0 | 0 | 0 | 0 | 0 | 0 | 0 | 0 |
| J.Akins | 0 | 0 | 0 | 0 | 0 | 0 | 0 | 0 | 0 | 0 | 0 | 0 | 0 | 0 | 0 | 0 | 1 | 0 | 0 | 0 |
| Total | 45 | 22 | 67 | 4 | 32 | 7 | 5 | 0 | 2 | 1 | 0 | 4 | 0 | 0 | 0 | 0 | 1 | 0 | 0 | 0 |

9/23/2018 at NRG Stadium

PERIOD SCORES

TIME OF POSSESSION

Scoring Plays

| | New York Giants | Houston Texans |
|--|-----------------|----------------|
| TOTAL FIRST DOWNS | 14 | 8 |
| First Downs Rushing-Passing-by Penalty | 3 - 10 - 1 | 1 - 6 - 1 |
| THIRD DOWN EFFICIENCY | 5-7-71% | 1-5-20% |
| TOTAL NET YARDS | 263 | 160 |
| Total Offensive Plays | 33 | 27 |
| NET YARDS RUSHING | 94 | 24 |
| NET YARDS PASSING | 169 | 136 |
| Gross Yards Passing | 175 | 136 |
| Times thrown-yards lost attempting to pass | 1-6 | 1-0 |
| Pass Attempts-Completions-Had Intercepted | 14 - 12 - 0 | 15 - 8 - 0 |
| Punts-Number and Average | 0 - 0 | 3 - 51.7 |
| Penalties-Number and Yards | 2 - 10 | 5 - 30 |
| Fumbles-Number and Lost | 2 - 0 | 0 - 0 |
| Red Zone Efficiency | 2-3-67% | 0-2-0% |
| Average Drive Start | NYG 24 | HST 25 |

| New York Giants | Regular Defensive Plays | | | | | | | | | | | Special Teams | | | | | Misc | | | |
|-----------------|-------------------------|-----|------|----|-------|-----|---|----|----|----|----|---------------|-----|----|----|----|------|-----|----|----|
| | | | | | | | | | | | | | | | | | | | | |
| | TKL | AST | COMB | SK | / YDS | TFL | Q | IN | PD | FF | FR | TKL | AST | FF | FR | BL | TKL | AST | FF | FR |
| | | | | | | | | | | | | | | | | | | | | |
| | | | | | | | | | | | | | | | | | | | | |
| D.Harrison | 2 | 2 | 4 | 0 | 0 | 1 | 0 | 0 | 0 | 0 | 0 | 0 | 0 | 0 | 0 | 0 | 0 | 0 | 0 | 0 |
| D.Deayon | 2 | 0 | 2 | 0 | 0 | 0 | 0 | 0 | 0 | 0 | 0 | 0 | 0 | 0 | 0 | 0 | 0 | 0 | 0 | 0 |
| J.Jenkins | 2 | 0 | 2 | 0 | 0 | 0 | 0 | 0 | 0 | 0 | 0 | 0 | 0 | 0 | 0 | 0 | 0 | 0 | 0 | 0 |
| K.Wynn | 2 | 0 | 2 | 0 | 0 | 1 | 0 | 0 | 0 | 0 | 0 | 0 | 0 | 1 | 0 | 0 | 0 | 0 | 0 | 0 |
| Total | 8 | 2 | 10 | 0 | 0 | 2 | 0 | 0 | 0 | 0 | 0 | 0 | 0 | 1 | 0 | 0 | 0 | 0 | 0 | 0 |

9/23/2018 at NRG Stadium

[illegible]

Play By Play

First Quarter

9/23/2018

NYG wins the coin toss and elects to defer. HST elects to Receive, and NYG elects to defend the south goal.

A.Rosas kicks 58 yards from NYG 35 to HST 7. T.Ervin to HST 26 for 19 yards (M.Thomas).

Houston Texans at 15:00, (1st play from scrimmage 14:55)

| | | |
|--------------------|---|----|
| 1-10-HST 26 | (14:55) (Shotgun) L.Miller left guard to HST 28 for 2 yards (D.Harrison). | |
| 2-8-HST 28 | (14:26) (Shotgun) PENALTY on HST-J.Davenport, False Start, 5 yards, enforced at HST 28 - No Play. | |
| 2-13-HST 23 | (14:07) (Shotgun) L.Miller right guard to HST 28 for 5 yards (M.Thomas; A.Ogletree). | |
| 3-8-HST 28 | (13:33) (Shotgun) D.Watson pass short left to B.Ellington to HST 38 for 10 yards (D.Deayon). | P1 |
| <u>1-10-HST 38</u> | (13:05) D.Watson pass incomplete short right to R.Griffin (B.Goodson). | |
| 2-10-HST 38 | (13:00) (Shotgun) D.Watson pass incomplete short right to L.Miller. | |
| | PENALTY on NYG-J.Jenkins, Defensive Holding, 5 yards, enforced at HST 38 - No Play. | X2 |
| <u>1-10-HST 43</u> | (12:51) L.Miller right tackle to HST 42 for -1 yards (D.Harrison). | |
| 2-11-HST 42 | (12:18) D.Watson pass short right to W.Fuller to NYG 44 for 14 yards (B.Webb) [C.Barwin]. | P3 |
| <u>1-10-NYG 44</u> | (11:52) D.Watson pass short right to J.Thomas pushed ob at NYG 5 for 39 yards (C.Riley). | P4 |
| <u>1-5-NYG 5</u> | (11:27) L.Miller right tackle to NYG 2 for 3 yards (C.Barwin). | |
| 2-2-NYG 2 | (10:54) L.Miller left tackle to NYG 5 for -3 yards (K.Wynn). | |
| 3-5-NYG 5 | (10:19) (Shotgun) D.Watson pass incomplete short left to W.Fuller (B.Webb). | |
| 4-5-NYG 5 | (10:13) K.Fairbairn 23 yard field goal is GOOD, Center-J.Weeks, Holder-T.Daniel. | |

NYG 0 HST 3, 11 plays, 69 yards, 1 penalty, 4:50 drive, 4:50 elapsed

K.Fairbairn kicks 65 yards from HST 35 to end zone, Touchback.

New York Giants at 10:10

| | | |
|--------------------|--|----|
| 1-10-NYG 25 | (10:10) S.Barkley left end to NYG 27 for 2 yards (K.Jackson). | |
| 2-8-NYG 27 | (9:23) (Shotgun) PENALTY on NYG, Delay of Game, 5 yards, enforced at NYG 27 - No Play. | |
| 2-13-NYG 22 | (9:02) W.Gallman right guard to NYG 30 for 8 yards (D.Reader, K.Jackson). | |
| 3-5-NYG 30 | (8:24) (Shotgun) E.Manning pass short middle to O.Beckham to NYG 39 for 9 yards (A.Colvin; T.Mathieu). | P1 |
| <u>1-10-NYG 39</u> | (7:42) (Shotgun) S.Barkley up the middle to HST 48 for 13 yards (T.Mathieu). | R2 |
| <u>1-10-HST 48</u> | (6:57) W.Gallman right tackle to HST 47 for 1 yard (S.Wright; J.Watt). | |
| 2-9-HST 47 | (6:19) E.Manning pass short right to S.Shepard to HST 29 for 18 yards (S.Wright). | P3 |
| <u>1-10-HST 29</u> | (5:37) (Shotgun) E.Manning pass incomplete short right to W.Gallman (T.Mathieu) [J.Watt]. | |
| 2-10-HST 29 | (5:29) (Shotgun) E.Manning pass short middle to O.Beckham to HST 23 for 6 yards (T.Mathieu). | |
| 3-4-HST 23 | (4:47) (Shotgun) E.Manning pass short middle to S.Shepard to HST 15 for 8 yards (A.Colvin). | P4 |
| <u>1-10-HST 15</u> | (4:17) (Shotgun) S.Barkley up the middle for 15 yards, TOUCHDOWN. | R5 |
| | A.Rosas extra point is GOOD, Center-Z.DeOssie, Holder-R.Dixon. | |

NYG 7 HST 3, 10 plays, 75 yards, 6:00 drive, 10:50 elapsed

A.Rosas kicks 65 yards from NYG 35 to HST 0. T.Ervin pushed ob at HST 22 for 22 yards (L.Carter; K.Wynn).

Houston Texans at 4:10, (1st play from scrimmage 4:05)

| | | |
|-------------|--|--|
| 1-10-HST 22 | (4:05) (Shotgun) L.Miller left guard to HST 26 for 4 yards (M.Thomas, D.Harrison). | |
| 2-6-HST 26 | (3:37) (Shotgun) L.Miller left tackle to HST 25 for -1 yards (D.Harrison; D.Tomlinson). | |
| 3-7-HST 25 | (3:10) (Shotgun) PENALTY on HST-J.Davenport, False Start, 5 yards, enforced at HST 25 - No Play. | |
| 3-12-HST 20 | (2:53) (Shotgun) D.Watson pass short middle to L.Miller to HST 28 for 8 yards (A.Ogletree). | |
| 4-4-HST 28 | (2:14) T.Daniel punts 57 yards to NYG 15, Center-J.Weeks. S.Coley MUFFS catch, and recovers at NYG 16. | |

New York Giants at 2:03

| | | |
|--------------------|---|----|
| 1-10-NYG 16 | (2:03) J.Stewart right guard to NYG 21 for 5 yards (Z.Cunningham, K.Jackson). | |
| 2-5-NYG 21 | (1:25) J.Stewart up the middle to NYG 24 for 3 yards (T.Mathieu; K.Jackson). | |
| 3-2-NYG 24 | (:40) (Shotgun) E.Manning pass short middle to C.Latimer to NYG 39 for 15 yards (T.Mathieu). | P6 |
| <u>1-10-NYG 39</u> | (:01) (Shotgun) E.Manning pass incomplete short right to E.Engram. | |
| | PENALTY on HST-Z.Cunningham, Defensive Pass Interference, 10 yards, enforced at NYG 39 - No Play. | X7 |

END OF QUARTER

| | Time | | First Downs | | | | Efficiencies | |
|-----------------|-------|------|-------------|---|---|---|--------------|--------|
| | Score | Poss | R | P | X | T | 3 Down | 4 Down |
| New York Giants | 7 | 8:03 | 2 | 4 | 1 | 7 | 3/3 | 0/0 |
| Houston Texans | 3 | 6:57 | 0 | 3 | 1 | 4 | 1/3 | 0/0 |

Play By Play

Second Quarter

9/23/2018

New York Giants continued.

| | | |
|--------------------|--|----|
| <u>1-10-NYG 49</u> | (15:00) (Shotgun) W.Gallman left guard to HST 48 for 3 yards (J.Reid). | |
| 2-7-HST 48 | (14:25) (Shotgun) E.Manning pass deep left to O.Beckham pushed ob at HST 27 for 21 yards (J.Reid). | P8 |
| <u>1-10-HST 27</u> | (13:48) E.Manning pass short right to C.Latimer to HST 13 for 14 yards (J.Joseph). | |
| | <i>Penalty on HST-A.Colvin, Illegal Contact, offsetting, enforced at HST 27 - No Play.</i> | |
| | <i>Penalty on NYG-S.Shepard, Taunting, offsetting.</i> | |
| 1-10-HST 27 | (13:25) W.Gallman up the middle to HST 26 for 1 yard (J.Clowney). | |
| 2-9-HST 26 | (12:44) O.Beckham right end to HST 26 for no gain (A.Colvin). | |
| 3-9-HST 26 | (11:58) (Shotgun) E.Manning pass incomplete short left to O.Beckham [J.Watt]. | |
| 4-9-HST 26 | (11:53) A.Rosas 44 yard field goal is GOOD, Center-Z.DeOssie, Holder-R.Dixon. | |

| |
|---|
| NYG 10 HST 3, 9 plays, 58 yards, 1 penalty, 5:14 drive, 3:11 elapsed |
|---|

A.Rosas kicks 65 yards from NYG 35 to end zone, Touchback.

Houston Texans at 11:49

| | | |
|-------------|---|--|
| 1-10-HST 25 | (11:49) (Shotgun) D.Watson pass short middle to D.Hopkins to HST 31 for 6 yards (J.Jenkins). | |
| 2-4-HST 31 | (11:21) (Shotgun) D.Watson pass incomplete short right to W.Fuller (K.Martin). | |
| 3-4-HST 31 | <i>(11:17) (Shotgun) PENALTY on HST-N.Martin, False Start, 5 yards, enforced at HST 31 - No Play.</i> | |
| 3-9-HST 26 | (11:17) (Shotgun) D.Watson sacked at HST 21 for -5 yards (sack split by R.Armstrong and L.Carter). | |
| | <i>Penalty on HST-J.Davenport, Offensive Holding, offsetting, enforced at HST 26 - No Play.</i> | |
| | <i>Penalty on NYG-R.Armstrong, Face Mask (15 Yards), offsetting.</i> | |
| 3-9-HST 26 | (10:52) (Shotgun) D.Watson pass incomplete short left to W.Fuller. | |
| 4-9-HST 26 | (10:46) T.Daniel punts 56 yards to NYG 18, Center-J.Weeks. S.Coley to NYG 24 for 6 yards (J.Reid). | |

New York Giants at 10:34

| | | |
|--------------------|---|-----|
| 1-10-NYG 24 | (10:34) E.Manning pass short left to E.Engram pushed ob at NYG 43 for 19 yards (K.Jackson). | P9 |
| <u>1-10-NYG 43</u> | (9:59) (Shotgun) E.Manning pass short middle to O.Beckham to HST 48 for 9 yards (A.Colvin). | |
| | Houston challenged the pass completion ruling, and the play was Upheld. The ruling on the field stands. (Timeout #1.) | |
| 2-1-HST 48 | (9:19) (Run formation) S.Barkley right guard pushed ob at HST 24 for 24 yards (T.Mathieu). | R10 |
| <u>1-10-HST 24</u> | (8:52) S.Barkley up the middle to HST 22 for 2 yards (D.Cole). | |
| 2-8-HST 22 | (8:07) W.Gallman right tackle to HST 18 for 4 yards (D.Reader, B.McKinney). | |
| 3-4-HST 18 | (7:25) (Shotgun) E.Manning pass short middle to S.Shepard to HST 11 for 7 yards (A.Colvin). | P11 |
| <u>1-10-HST 11</u> | (6:41) S.Barkley up the middle to HST 16 for -5 yards (J.Watt). | |
| 2-15-HST 16 | (6:01) (Shotgun) S.Barkley right end pushed ob at HST 6 for 10 yards (B.McKinney). | |
| 3-5-HST 6 | (5:18) (Shotgun) E.Manning sacked at HST 12 for -6 yards (J.Watt). FUMBLES (J.Watt), and recovers at HST 12. E.Manning to HST 12 for no gain (J.Clowney). | |
| 4-11-HST 12 | (4:38) A.Rosas 30 yard field goal is GOOD, Center-Z.DeOssie, Holder-R.Dixon. | |

| |
|--|
| NYG 13 HST 3, 10 plays, 64 yards, 5:59 drive, 10:25 elapsed |
|--|

A.Rosas kicks 65 yards from NYG 35 to end zone, Touchback.

Houston Texans at 4:35

| | | |
|-------------|---|--|
| 1-10-HST 25 | (4:35) L.Miller up the middle to HST 24 for -1 yards (D.Tomlinson; K.Martin). | |
| 2-11-HST 24 | (4:02) (Shotgun) D.Watson pass incomplete short left to W.Fuller. | |
| 3-11-HST 24 | (3:57) (Shotgun) D.Watson scrambles up the middle to HST 29 for 5 yards (K.Wynn). | |
| 4-6-HST 29 | (3:21) T.Daniel punts 42 yards to NYG 29, Center-J.Weeks, fair catch by S.Coley. | |

New York Giants at 3:16

| | | |
|--------------------|---|-----|
| 1-10-NYG 29 | (3:16) (Shotgun) S.Barkley up the middle to NYG 30 for 1 yard (Z.Cunningham; J.Watt). | |
| 2-9-NYG 30 | (2:40) (Shotgun) E.Manning pass deep right to S.Shepard to NYG 47 for 17 yards (S.Wright). | P12 |
| <u>1-10-NYG 47</u> | (2:17) (Shotgun) S.Barkley left guard to HST 45 for 8 yards (B.McKinney; A.Colvin). HST-A.Colvin was injured during the play. His return is Probable. | |
| 2-2-HST 45 | (2:02) S.Barkley up the middle to HST 46 for -1 yards (B.McKinney; J.Watt). | |

Two-Minute Warning

| | | |
|--------------------|--|-----|
| 3-3-HST 46 | (1:58) (Shotgun) E.Manning pass short middle to O.Beckham to HST 16 for 30 yards (J.Reid). | P13 |
| <u>1-10-HST 16</u> | (1:24) (Shotgun) E.Manning pass short right to R.Ellison for 16 yards, TOUCHDOWN. | P14 |
| | A.Rosas extra point is GOOD, Center-Z.DeOssie, Holder-R.Dixon. | |

| |
|---|
| NYG 20 HST 3, 6 plays, 71 yards, 1:56 drive, 13:40 elapsed |
|---|

A.Rosas kicks 65 yards from NYG 35 to end zone, Touchback.

Houston Texans at 1:20

New York Giants vs Houston Texans at NRG Stadium

| | | |
|--------------------|--|----|
| 1-10-HST 25 | (1:20) (Shotgun) D.Watson sacked at HST 25 for 0 yards (L.Carter). | |
| 2-10-HST 25 | (:57) (Shotgun) D.Watson pass deep middle to R.Griffin to NYG 43 for 32 yards (C.Riley; L.Collins) [L.Carter]. | P5 |
| | Timeout #2 by HST at 00:48. | |
| <u>1-10-NYG 43</u> | (:48) (Shotgun) D.Watson pass short left to D.Hopkins pushed ob at NYG 32 for 11 yards (J.Jenkins) [K.Martin]. | P6 |
| <u>1-10-NYG 32</u> | (:43) (Shotgun) D.Watson scrambles right end pushed ob at NYG 26 for 6 yards (L.Collins). | |
| 2-4-NYG 26 | (:36) (Shotgun) D.Watson scrambles left end to NYG 21 for 5 yards (D.Deayon). | R7 |
| | Timeout #3 by HST at 00:25. | |
| <u>1-10-NYG 21</u> | (:25) (Shotgun) D.Watson pass short right to L.Miller to NYG 5 for 16 yards (R.Armstrong). | P8 |
| <u>1-5-NYG 5</u> | (:09) D.Watson spiked the ball to stop the clock. | |
| 2-5-NYG 5 | (:08) (Shotgun) <i>PENALTY on HST-J.Davenport, False Start, 5 yards, enforced at NYG 5 - No Play.</i> | |
| 2-10-NYG 10 | (:08) (Shotgun) D.Watson pass incomplete short right to D.Hopkins. | |
| 3-10-NYG 10 | (:04) K.Fairbairn 28 yard field goal is GOOD, Center-J.Weeks, Holder-T.Daniel. | |

| | | | | | | | | |
|--|--|--|--|--|--|--|--|--|
| NYG 20 HST 6, 9 plays, 65 yards, 1:20 drive, 15:00 elapsed | | | | | | | | |
|--|--|--|--|--|--|--|--|--|

| END OF QUARTER | Time | | First Downs | | | | Efficiencies | |
|-----------------|-------|-------|-------------|---|---|---|--------------|--------|
| | Score | Poss | R | P | X | T | 3 Down | 4 Down |
| New York Giants | 20 | 11:06 | 1 | 6 | 0 | 7 | 2/4 | 0/0 |
| Houston Texans | 6 | 3:54 | 1 | 3 | 0 | 4 | 0/2 | 0/0 |

Third Quarter

9/23/2018

Play By Play

NYG elects to Receive, and HST elects to defend the North goal.

K.Fairbairn kicks 61 yards from HST 35 to NYG 4. C.Latimer to NYG 22 for 18 yards (A.Moore).

New York Giants at 15:00, (1st play from scrimmage 14:55)

| | | |
|--------------------|---|-----|
| 1-10-NYG 22 | (14:55) E.Manning pass short left to R.Ellison to NYG 28 for 6 yards (A.Blackson). | |
| 2-4-NYG 28 | (14:11) S.Barkley up the middle to NYG 32 for 4 yards (Z.Cunningham). | R15 |
| <u>1-10-NYG 32</u> | (13:34) E.Manning pass short left to O.Beckham to NYG 35 for 3 yards (J.Joseph). | |
| 2-7-NYG 35 | (12:55) S.Barkley right guard to NYG 37 for 2 yards (K.Jackson). | |
| 3-5-NYG 37 | (12:13) (Shotgun) E.Manning pass incomplete deep left to C.Latimer. | |
| 4-5-NYG 37 | (12:07) R.Dixon punts 39 yards to HST 24, Center-Z.DeOssie, downed by NYG-N.Stupar. The Ball was touched on the punt. | |

Houston Texans at 11:54

| | | |
|--------------------|--|----|
| 1-10-HST 24 | (11:54) A.Blue left tackle to HST 29 for 5 yards (K.Wynn). | |
| 2-5-HST 29 | (11:19) (Shotgun) A.Blue up the middle to HST 31 for 2 yards (A.Ogletree; D.Harrison). | |
| 3-3-HST 31 | (10:48) (Shotgun) D.Watson pass short middle to W.Fuller to NYG 41 for 28 yards (L.Collins). | P9 |
| <u>1-10-NYG 41</u> | (9:59) A.Blue right guard to NYG 35 for 6 yards (B.Goodson). | |
| 2-4-NYG 35 | (9:28) (Shotgun) A.Blue right guard to NYG 35 for no gain (D.Harrison; A.Ogletree). | |
| 3-4-NYG 35 | (8:52) (Shotgun) D.Watson pass incomplete deep left to D.Hopkins. | |
| 4-4-NYG 35 | (8:46) K.Fairbairn 54 yard field goal is GOOD, Center-J.Weeks, Holder-T.Daniel. | |

NYG 20 HST 9, 7 plays, 41 yards, 3:13 drive, 6:19 elapsed

K.Fairbairn kicks 62 yards from HST 35 to NYG 3. S.Coley to NYG 9 for 6 yards (G.Howell).

New York Giants at 8:41, (1st play from scrimmage 8:35)

| | | |
|--------------------|---|-----|
| 1-10-NYG 9 | (8:35) (Shotgun) E.Manning pass short right to O.Beckham to NYG 22 for 13 yards (A.Colvin, K.Jackson). | P16 |
| <u>1-10-NYG 22</u> | (7:57) (Shotgun) S.Barkley left tackle to NYG 22 for no gain (A.Blackson). | |
| 2-10-NYG 22 | (7:11) (Shotgun) E.Manning pass short right to S.Barkley pushed ob at NYG 21 for -1 yards (Z.Cunningham). | |
| 3-11-NYG 21 | (6:34) (Shotgun) W.Gallman left guard to NYG 29 for 8 yards (J.Clowney). | |
| 4-3-NYG 29 | (5:55) R.Dixon punts 53 yards to HST 18, Center-Z.DeOssie. T.Ervin to HST 45 for 27 yards (S.Simonson). | |

Houston Texans at 5:42

| | | |
|--------------------|--|-----|
| 1-10-HST 45 | (5:42) D.Watson pass incomplete deep right to W.Fuller [K.Martin]. | |
| 2-10-HST 45 | (5:33) L.Miller right guard to HST 47 for 2 yards (K.Martin; D.Tomlinson). | |
| 3-8-HST 47 | (4:55) (Shotgun) D.Watson pass short middle to D.Hopkins to NYG 33 for 20 yards (L.Collins; C.Riley) [K.Martin]. | P10 |
| <u>1-10-NYG 33</u> | (4:23) L.Miller right guard to NYG 33 for no gain (L.Collins). | |
| 2-10-NYG 33 | (3:56) (Shotgun) D.Watson pass short middle to L.Miller to NYG 27 for 6 yards (K.Wynn). FUMBLES (K.Wynn), RECOVERED by NYG-D.Deavon at NYG 25. D.Deavon to NYG 25 for no gain (J.Akins). | |

New York Giants at 3:47

| | | |
|-------------|---|--|
| 1-10-NYG 25 | (3:47) (Shotgun) E.Manning pass incomplete short middle to S.Shepard (K.Jackson). | |
| 2-10-NYG 25 | (3:42) E.Manning pass short left to O.Beckham pushed ob at NYG 40 for 15 yards (T.Mathieu). <i>PENALTY on NYG-N.Solder, Offensive Holding, 10 yards, enforced at NYG 30.</i> | |
| 2-15-NYG 20 | (3:27) (Shotgun) E.Manning sacked at NYG 10 for -10 yards (J.Watt). | |
| 3-25-NYG 10 | (2:43) (Shotgun) S.Barkley right tackle to NYG 16 for 6 yards (T.Mathieu). | |
| 4-19-NYG 16 | (2:09) R.Dixon punts 53 yards to HST 31, Center-Z.DeOssie. T.Ervin to HST 39 for 8 yards (C.Riley). | |

Houston Texans at 1:57

| | | |
|--------------------|---|-----|
| 1-10-HST 39 | (1:57) D.Watson pass deep middle to D.Hopkins to NYG 37 for 24 yards (C.Riley). | P11 |
| <u>1-10-NYG 37</u> | (1:27) (Shotgun) D.Watson pass short middle to D.Hopkins to NYG 22 for 15 yards (J.Jenkins). | P12 |
| <u>1-10-NYG 22</u> | (:51) (Shotgun) D.Watson pass short left to J.Thomas to NYG 8 for 14 yards (B.Goodson; D.Tomlinson). | P13 |
| <u>1-8-NYG 8</u> | (:24) (Shotgun) D.Watson pass short left to D.Hopkins to NYG 7 for 1 yard (B.Goodson). <i>PENALTY on HST-L.Miller, Illegal Block Above the Waist, 10 yards, enforced at NYG 8 - No Play.</i> | |

END OF QUARTER

| | Time | | First Downs | | | | Efficiencies | |
|-----------------|-------|------|-------------|---|---|---|--------------|--------|
| | Score | Poss | R | P | X | T | 3 Down | 4 Down |
| New York Giants | 20 | 7:55 | 1 | 1 | 0 | 2 | 0/3 | 0/0 |
| Houston Texans | 9 | 7:05 | 0 | 5 | 0 | 5 | 2/3 | 0/0 |

Play By Play

Fourth Quarter

9/23/2018

Houston Texans continued.

- 1-18-NYG 18 (15:00) (Shotgun) D.Watson sacked at NYG 25 for -7 yards (B.Hill).
 2-25-NYG 25 (14:15) (Shotgun) D.Watson pass deep right intended for L.Miller INTERCEPTED by A.Ogletree at NYG 0. Touchback.

New York Giants at 14:05

- 1-10-NYG 20 (14:05) (Shotgun) E.Manning pass short middle to O.Beckham to NYG 33 for 13 yards (B.McKinney). P17
1-10-NYG 33 (13:23) (Shotgun) E.Manning sacked at NYG 26 for -7 yards (A.Blackson).
 2-17-NYG 26 (12:44) (Shotgun) E.Manning pass short left to S.Barkley to NYG 33 for 7 yards (K.Jackson, W.Mercilus).
 3-10-NYG 33 (11:56) (Shotgun) E.Manning sacked at NYG 24 for -9 yards (J.Watt).
 4-19-NYG 24 (11:20) R.Dixon punts 53 yards to HST 23, Center-Z.DeOssie. T.Ervin to HST 33 for 10 yards (N.Stupar).

Houston Texans at 11:09

- 1-10-HST 33 (11:09) (Shotgun) D.Watson pass deep middle to W.Fuller to NYG 30 for 37 yards (R.Armstrong). P14
1-10-NYG 30 (10:35) (Shotgun) D.Watson pass short left to D.Hopkins to NYG 20 for 10 yards (C.Riley; D.Deayon). P15
1-10-NYG 20 (10:05) (Shotgun) D.Watson pass incomplete deep left to D.Hopkins.
Penalty on HST-N.Martin, Offensive Holding, offsetting, enforced at NYG 20 - No Play.
Penalty on NYG-J.Jenkins, Defensive Holding, offsetting.
 1-10-NYG 20 (9:59) (Shotgun) D.Watson pass short middle to A.Blue to NYG 16 for 4 yards (D.Harrison) [C.Barwin].
 2-6-NYG 16 (9:19) (Shotgun) D.Watson pass incomplete deep left to R.Griffin (L.Collins).
 3-6-NYG 16 (9:14) (Shotgun) D.Watson scrambles up the middle to NYG 6 for 10 yards (K.Wynn). R16
 Timeout #1 by HST at 08:28.
1-6-NYG 6 (8:28) D.Watson pass short left to D.Hopkins for 6 yards, TOUCHDOWN NULLIFIED by Penalty [K.Wynn].
PENALTY on HST-J.Davenport, Offensive Holding, 10 yards, enforced at NYG 6 - No Play.
 1-16-NYG 16 (8:21) (Shotgun) D.Watson scrambles right end pushed ob at NYG 6 for 10 yards (L.Carter).
 2-6-NYG 6 (7:43) (Shotgun) D.Watson pass short middle to W.Fuller for 6 yards, TOUCHDOWN. P17
 TWO-POINT CONVERSION ATTEMPT. D.Watson pass to L.Miller is complete. ATTEMPT FAILS.

| |
|--|
| NYG 20 HST 15, 7 plays, 67 yards, 3:32 drive, 7:23 elapsed |
|--|

K.Fairbairn kicks 63 yards from HST 35 to NYG 2. S.Coley to NYG 23 for 21 yards (J.Bademosi).

New York Giants at 7:37, (1st play from scrimmage 7:31)

- 1-10-NYG 23 (7:31) (Shotgun) E.Manning pass short left to S.Shepard pushed ob at NYG 46 for 23 yards (J.Joseph). P18
1-10-NYG 46 (6:57) (Shotgun) S.Barkley up the middle to NYG 48 for 2 yards (K.Jackson, B.McKinney).
 Timeout #1 by NYG at 06:11.
 2-8-NYG 48 (6:11) E.Manning pass short right to R.Ellison to HST 35 for 17 yards (T.Mathieu). P19
1-10-HST 35 (5:26) S.Barkley up the middle to HST 37 for -2 yards (J.Watt; W.Mercilus).
 2-12-HST 37 (4:40) E.Manning pass short right to S.Barkley to HST 27 for 10 yards (Z.Cunningham).
 3-2-HST 27 (3:55) (Shotgun) E.Manning pass deep right to S.Barkley to HST 6 for 21 yards (Z.Cunningham). P20
 Timeout #2 by HST at 03:44.
1-6-HST 6 (3:44) (Shotgun) E.Manning pass short right to S.Barkley to HST 8 for -2 yards (B.McKinney).
 2-8-HST 8 (3:00) (Shotgun) S.Barkley left guard to HST 7 for 1 yard (C.Covington; D.Reader).
 Timeout #2 by NYG at 02:13.
 3-7-HST 7 (2:13) (Shotgun) E.Manning pass short middle to S.Shepard for 7 yards, TOUCHDOWN. P21
 A.Rosas extra point is GOOD, Center-Z.DeOssie, Holder-R.Dixon.

| |
|---|
| NYG 27 HST 15, 9 plays, 77 yards, 5:29 drive, 12:52 elapsed |
|---|

A.Rosas kicks 65 yards from NYG 35 to end zone, Touchback.

Houston Texans at 2:08

- 1-10-HST 25 (2:08) (Shotgun) D.Watson pass incomplete short left to D.Hopkins (J.Jenkins) [K.Martin].
 2-10-HST 25 (2:04) (Shotgun) D.Watson sacked at HST 15 for -10 yards (M.Edwards).

Two-Minute Warning

- 3-20-HST 15 (1:57) (Shotgun) D.Watson pass short left to R.Griffin to HST 27 for 12 yards (A.Ogletree).
 4-8-HST 27 (1:25) (Shotgun) D.Watson pass short left to W.Fuller to HST 43 for 16 yards (B.Webb). P18
1-10-HST 43 (1:04) (Shotgun) D.Watson pass short left to L.Miller ran ob at 50 for 7 yards (B.Webb).
 2-3-50 (:57) (Shotgun) D.Watson pass incomplete deep left to W.Fuller [Jo.Jenkins].
 3-3-50 (:49) (Shotgun) D.Watson pass short right to J.Akins to NYG 32 for 18 yards (D.Deayon). P19

New York Giants vs Houston Texans at NRG Stadium

Timeout #3 by HST at 00:40.

| | | |
|---|---|-----|
| <u>1-10-NYG 32</u> | (:40) (Shotgun) D.Watson pass deep left to V.Smith to NYG 4 for 28 yards (C.Riley). | P20 |
| <u>1-4-NYG 4</u> | (:21) D.Watson spiked the ball to stop the clock. | |
| 2-4-NYG 4 | (:19) (Shotgun) D.Watson pass incomplete short right to V.Smith (K.Wynn). | |
| 3-4-NYG 4 | (:15) (Shotgun) D.Watson pass incomplete short right to D.Hopkins. | |
| 4-4-NYG 4 | (:10) (Shotgun) D.Watson pass short middle to L.Miller for 4 yards, TOUCHDOWN. | P21 |
| <i>Penalty on NYG-B.Webb, Defensive Holding, declined.</i> | | |
| K.Fairbairn extra point is GOOD, Center-J.Weeks, Holder-T.Daniel. | | |
| Timeout #3 by NYG at 00:01. | | |

NYG 27 HST 22, 12 plays, 75 yards, 2:07 drive, 14:59 elapsed

K.Fairbairn kicks onside 36 yards from HST 35 to NYG 29. S.Coley (didn't try to advance) to NYG 29 for no gain.

New York Giants at 0:01

1-10-NYG 29 (:01) E.Manning kneels to NYG 28 for -1 yards.

END OF QUARTER

| | Score | Time | First Downs | | | | Efficiencies | |
|-----------------|-------|------|-------------|---|---|---|--------------|--------|
| | | Poss | R | P | X | T | 3 Down | 4 Down |
| New York Giants | 27 | 8:26 | 0 | 5 | 0 | 5 | 2/3 | 0/0 |
| Houston Texans | 22 | 6:34 | 1 | 7 | 0 | 8 | 2/4 | 2/2 |

Miscellaneous Statistics Report

New York Giants vs Houston Texans
9/23/2018 at NRG Stadium

Ten Longest Plays for New York Giants

| Yards | Qtr | Play Start | Play Description |
|-------|-----|-------------|--|
| 30 | 2 | 3-3-HST 46 | (1:58) (Shotgun) E.Manning pass short middle to O.Beckham to HST 16 for 30 yards (J.Reid). |
| 24 | 2 | 2-1-HST 48 | (9:19) (Run formation) S.Barkley right guard pushed ob at HST 24 for 24 yards (T.Mathieu). |
| 23 | 4 | 1-10-NYG 23 | (7:31) (Shotgun) E.Manning pass short left to S.Shepard pushed ob at NYG 46 for 23 yards (J.Joseph). |
| 21 | 2 | 2-7-HST 48 | (14:25) (Shotgun) E.Manning pass deep left to O.Beckham pushed ob at HST 27 for 21 yards (J.Reid). |
| 21 | 4 | 3-2-HST 27 | (3:55) (Shotgun) E.Manning pass deep right to S.Barkley to HST 6 for 21 yards (Z.Cunningham). |
| 19 | 2 | 1-10-NYG 24 | (10:34) E.Manning pass short left to E.Engram pushed ob at NYG 43 for 19 yards (K.Jackson). |
| 18 | 1 | 2-9-HST 47 | (6:19) E.Manning pass short right to S.Shepard to HST 29 for 18 yards (S.Wright). |
| 17 | 2 | 2-9-NYG 30 | (2:40) (Shotgun) E.Manning pass deep right to S.Shepard to NYG 47 for 17 yards (S.Wright). |
| 17 | 4 | 2-8-NYG 48 | (6:11) E.Manning pass short right to R.Ellison to HST 35 for 17 yards (T.Mathieu). |
| 16 | 2 | 1-10-HST 16 | (1:24) (Shotgun) E.Manning pass short right to R.Ellison for 16 yards, TOUCHDOWN. |

Ten Longest Plays for Houston Texans

| Yards | Qtr | Play Start | Play Description |
|-------|-----|-------------|--|
| 39 | 1 | 1-10-NYG 44 | (11:52) D.Watson pass short right to J.Thomas pushed ob at NYG 5 for 39 yards (C.Riley). |
| 37 | 4 | 1-10-HST 33 | (11:09) (Shotgun) D.Watson pass deep middle to W.Fuller to NYG 30 for 37 yards (R.Armstrong). |
| 32 | 2 | 2-10-HST 25 | (:57) (Shotgun) D.Watson pass deep middle to R.Griffin to NYG 43 for 32 yards (C.Riley; L.Collins) [L.Carter]. |
| 28 | 3 | 3-3-HST 31 | (10:48) (Shotgun) D.Watson pass short middle to W.Fuller to NYG 41 for 28 yards (L.Collins). |
| 28 | 4 | 1-10-NYG 32 | (:40) (Shotgun) D.Watson pass deep left to V.Smith to NYG 4 for 28 yards (C.Riley). |
| 24 | 3 | 1-10-HST 39 | (1:57) D.Watson pass deep middle to D.Hopkins to NYG 37 for 24 yards (C.Riley). |
| 20 | 3 | 3-8-HST 47 | (4:55) (Shotgun) D.Watson pass short middle to D.Hopkins to NYG 33 for 20 yards (L.Collins; C.Riley) [K.Martin]. |
| 18 | 4 | 3-3-50 | (:49) (Shotgun) D.Watson pass short right to J.Akins to NYG 32 for 18 yards (D.Deayon). |
| 16 | 2 | 1-10-NYG 21 | (:25) (Shotgun) D.Watson pass short right to L.Miller to NYG 5 for 16 yards (R.Armstrong). |
| 16 | 4 | 4-8-HST 27 | (1:25) (Shotgun) D.Watson pass short left to W.Fuller to HST 43 for 16 yards (B.Webb). |

Touchdown Scoring Information

| | | Offense | Defense | Special Teams |
|----------------|-----------------|---------|---------|---------------|
| VISITOR | New York Giants | 3 | 0 | 0 |
| HOME | Houston Texans | 2 | 0 | 0 |

Player Scoring Information

| Club | Player | TD | Rush TD | Rec TD | KO TD | Punt TD | Int TD | Fum TD | Misc TD | FG | XP | 2Pt Rush | 2Pt Rec | Sfty | Points |
|------|-------------|----|---------|--------|-------|---------|--------|--------|---------|----|----|----------|---------|------|--------|
| NYG | A.Rosas | 0 | 0 | 0 | 0 | 0 | 0 | 0 | 0 | 2 | 3 | 0 | 0 | 0 | 9 |
| NYG | S.Barkley | 0 | 1 | 0 | 0 | 0 | 0 | 0 | 0 | 0 | 0 | 0 | 0 | 0 | 6 |
| NYG | R.Ellison | 0 | 0 | 1 | 0 | 0 | 0 | 0 | 0 | 0 | 0 | 0 | 0 | 0 | 6 |
| NYG | S.Shepard | 0 | 0 | 1 | 0 | 0 | 0 | 0 | 0 | 0 | 0 | 0 | 0 | 0 | 6 |
| HST | K.Fairbairn | 0 | 0 | 0 | 0 | 0 | 0 | 0 | 0 | 3 | 1 | 0 | 0 | 0 | 10 |
| HST | L.Miller | 0 | 0 | 1 | 0 | 0 | 0 | 0 | 0 | 0 | 0 | 0 | 0 | 0 | 6 |
| HST | W.Fuller | 0 | 0 | 1 | 0 | 0 | 0 | 0 | 0 | 0 | 0 | 0 | 0 | 0 | 6 |

Possession Detail

| | First Half | | Second Half | | Game | |
|-----------------------------|------------|------|-------------|-------|---------|-------|
| | Visitor | Home | Visitor | Home | Visitor | Home |
| Largest Lead | 17 | 3 | 12 | 0 | 17 | 3 |
| Drives Leading | 3 | 0 | 6 | 0 | 9 | 0 |
| Time of Possession Leading | 13:09 | 0:00 | 16:21 | 0:00 | 29:30 | 0:00 |
| Largest Deficit | -3 | -17 | 0 | -12 | -3 | -17 |
| Drives Trailing | 1 | 4 | 0 | 5 | 1 | 9 |
| Time of Possession Trailing | 6:00 | 6:01 | 0:00 | 13:39 | 6:00 | 19:40 |
| Times Score Tied Up | | 0 | | 0 | | 0 |
| Lead Changes | | 2 | | 0 | | 2 |

Playtime Percentage

Percent of playtime per player on offense, defense and special teams

| New York Giants | | | | | | Houston Texans | | | | | |
|-----------------|----|---------|---------|---------------|-----|----------------|----|---------|---------|---------------|-----|
| | | Offense | Defense | Special Teams | | | | Offense | Defense | Special Teams | |
| N Solder | T | 62 100% | | 5 | 19% | Z Fulton | G | 68 100% | | 4 | 15% |
| C Wheeler | T | 62 100% | | 5 | 19% | G Mancz | C | 68 100% | | 4 | 15% |
| W Hernandez | G | 62 100% | | 5 | 19% | N Martin | C | 68 100% | | 4 | 15% |
| P Onameh | G | 62 100% | | 5 | 19% | J Davenport | T | 68 100% | | 4 | 15% |
| E Manning | QB | 62 100% | | | | M Rankin | T | 68 100% | | 4 | 15% |
| J Greco | G | 62 100% | | | | D Watson | QB | 68 100% | | | |
| S Shepard | WR | 59 95% | | 1 | 4% | W Fuller | WR | 68 100% | | | |
| O Beckham | WR | 59 95% | | 1 | 4% | D Hopkins | WR | 68 100% | | | |
| R Ellison | TE | 54 87% | | 10 | 37% | R Griffin | TE | 52 76% | | 10 | 37% |
| S Barkley | RB | 44 71% | | | | L Miller | RB | 52 76% | | | |
| C Latimer | WR | 40 65% | | 3 | 11% | V Smith | WR | 41 60% | | | |
| S Simonson | TE | 16 26% | | 14 | 52% | J Akins | TE | 25 37% | | 6 | 22% |
| W Gallman | RB | 16 26% | | 7 | 26% | A Blue | RB | 16 24% | | 18 | 67% |
| E Ingram | TE | 13 21% | | | | J Thomas | TE | 15 22% | | 4 | 15% |
| E Penny | RB | 6 10% | | 7 | 26% | B Ellington | WR | 3 4% | | | |
| J Stewart | RB | 2 3% | | | | T Mathieu | FS | | 62 100% | | |
| R Shepard | WR | 1 2% | | 18 | 67% | K Jackson | CB | | 61 98% | | |
| J Jenkins | CB | | 68 100% | 10 | 37% | J Joseph | CB | | 60 97% | 5 | 19% |
| L Collins | SS | | 68 100% | 10 | 37% | B McKinney | LB | | 54 87% | 5 | 19% |
| B Webb | CB | | 68 100% | 7 | 26% | J Clowney | LB | | 54 87% | | |
| C Riley | FS | | 68 100% | 4 | 15% | A Colvin | CB | | 54 87% | | |
| A Ogletree | LB | | 68 100% | | | J Watt | DE | | 52 84% | 4 | 15% |
| K Martin | LB | | 51 75% | 4 | 15% | Z Cunningham | LB | | 45 73% | 3 | 11% |
| D Deayon | CB | | 45 66% | 6 | 22% | W Mercilus | LB | | 41 66% | 5 | 19% |
| K Wynn | DE | | 44 65% | 10 | 37% | S Wright | CB | | 40 65% | 4 | 15% |
| R Armstrong | LB | | 41 60% | 16 | 59% | D Reader | NT | | 39 63% | 5 | 19% |
| C Barwin | LB | | 38 56% | | | A Blackson | DE | | 30 48% | 5 | 19% |
| D Harrison | DT | | 35 51% | | | C Covington | DE | | 24 39% | 5 | 19% |
| D Tomlinson | DT | | 31 46% | 4 | 15% | J Reid | SS | | 21 34% | 17 | 63% |
| B Goodson | LB | | 27 40% | 4 | 15% | D Cole | LB | | 19 31% | 18 | 67% |
| M Edwards | DE | | 24 35% | | | B Dunn | NT | | 16 26% | 1 | 4% |
| M Thomas | SS | | 23 34% | 22 | 81% | D Ejiofor | LB | | 9 15% | 6 | 22% |
| L Carter | LB | | 21 31% | 21 | 78% | J Bademosi | CB | | 1 2% | 17 | 63% |
| B Hill | DT | | 14 21% | 4 | 15% | A Moore | FS | | | 23 | 85% |
| J Jenkins | DT | | 12 18% | | | B Peters | LB | | | 23 | 85% |
| S Chandler | FS | | 1 1% | 13 | 48% | J Webb | QB | | | 18 | 67% |
| T Davis | LB | | | 17 | 63% | B Scarlett | LB | | | 18 | 67% |
| N Stupar | LB | | | 17 | 63% | G Howell | RB | | | 15 | 56% |
| A Rosas | K | | | 11 | 41% | T Ervin | RB | | | 10 | 37% |
| Z DeOssie | LS | | | 9 | 33% | K Fairbairn | K | | | 9 | 33% |
| R Dixon | P | | | 9 | 33% | J Weeks | LS | | | 7 | 26% |
| S Coley | WR | | | 7 | 26% | T Daniel | P | | | 7 | 26% |
| S Pulley | G | | | 5 | 19% | N Jamerson | FS | | | 5 | 19% |
| E Flowers | T | | | 5 | 19% | K Lamm | T | | | 4 | 15% |
| A Hamilton | CB | | | 1 | 4% | | | | | | |

2018 PLAYERS

G I A N T S P R I D E



A headshot of Eli Apple, a Black male with short dark hair and a light beard, wearing a blue New York Giants jersey with the number 24. The background is a grey and white checkered pattern with a large blue number 24 and a blue outline of the state of New York.

ELI APPLE

CORNERBACK
HT: 6-1 WT: 203
COLLEGE: OHIO STATE
HIGH SCHOOL: EASTERN (VOORHEES, N.J.)
HOW ACQUIRED: 2016 DRAFT (1ST ROUND)
NFL EXP: 3RD YEAR
GIANTS EXP: 3RD YEAR

TRANSACTIONS:

- Originally a first round (10th pick overall) draft choice by the Giants in 2016.

2018 SEASON HIGHLIGHTS:

- Started at cornerback vs. Jacksonville (9/9) and registered three solo tackles and two passes defended.
- Started at cornerback at Dallas (9/16) and had one solo tackle before leaving the game with a groin injury in the third quarter.
- Inactive at Houston (9/23) due to groin injury.

APPLE'S GAME-BY-GAME STATISTICS

| DATE | OPP | TACKLES | | | | | | INTERCEPTIONS | | | | |
|----------|------|----------|---|-----|----|----|----|---------------|-----|-----|----|----|
| | | T | A | TOT | PD | FF | FR | NO | YDS | AVG | LG | TD |
| 9/9 | JAX | 3 | 0 | 3 | 2 | 0 | 0 | 0 | 0 | 0.0 | 0 | 0 |
| 9/16 | @DAL | 1 | 0 | 1 | 0 | 0 | 0 | 0 | 0 | 0.0 | 0 | 0 |
| 9/23 | @HOU | Inactive | | | | | | | | | | |
| 9/30 | NO | | | | | | | | | | | |
| 10/7 | @CAR | | | | | | | | | | | |
| 10/11 | PHI | | | | | | | | | | | |
| 10/22 | @ATL | | | | | | | | | | | |
| 10/28 | WAS | | | | | | | | | | | |
| 11/12 | @SF | | | | | | | | | | | |
| 11/18 | TB | | | | | | | | | | | |
| 11/25 | @PHI | | | | | | | | | | | |
| 12/2 | CHI | | | | | | | | | | | |
| 12/9 | @WAS | | | | | | | | | | | |
| 12/16 | TEN | | | | | | | | | | | |
| 12/22-23 | @IND | | | | | | | | | | | |
| 12/30 | DAL | | | | | | | | | | | |
| TOTALS | | 4 | 0 | 4 | 2 | 0 | 0 | 0 | 0 | 0.0 | 0 | 0 |

APPLE'S CAREER TOTALS

| REGULAR SEASON | | | TACKLES | | | | | | INTERCEPTIONS | | | | |
|----------------|----|----|---------|----|-----|----|----|----|---------------|-----|-----|----|----|
| YEAR | GP | GS | T | A | TOT | PD | FF | FR | NO | YDS | AVG | LG | TD |
| 2016 NYG | 14 | 11 | 41 | 8 | 49 | 7 | 1 | 2 | 1 | 0 | 0.0 | 0 | 0 |
| 2017 NYG | 11 | 7 | 41 | 8 | 49 | 8 | 0 | 2 | 0 | 0 | 0.0 | 0 | 0 |
| 2018 NYG | 2 | 2 | 4 | 0 | 4 | 2 | 0 | 0 | 0 | 0 | 0.0 | 0 | 0 |
| Totals | 27 | 20 | 86 | 16 | 102 | 17 | 1 | 4 | 1 | 0 | 0.0 | 0 | 0 |



RAY-RAY ARMSTRONG

LINEBACKER

HT: 6-3 WT: 235

COLLEGE: MIAMI

HIGH SCHOOL: SEMINOLE (SANFORD, FL)

HOW ACQUIRED: FREE AGENT (2017)

NFL EXP: 6TH YEAR

GIANTS EXP: 2ND YEAR

TRANSACTIONS:

- Originally signed as an undrafted free agent by the St. Louis Rams on May 9, 2013...Waived by the Rams on Oct. 6, 2014...Signed by the Oakland Raiders on Oct. 7, 2014...Waived by the Raiders on Nov. 24, 2015...Signed by the San Francisco 49ers on Nov. 25, 2015...Waived by the 49ers on Nov. 24, 2017...Signed by the Giants on Nov. 27, 2017.

2018 SEASON HIGHLIGHTS:

- Tallied five tackles (four solo) at linebacker and one on special teams vs. Jacksonville (9/9).
- Saw action at linebacker at Dallas (9/16).
- Saw action at linebacker and registered two solo tackles at Houston (9/23).

ARMSTRONG'S GAME-BY-GAME STATISTICS

| DATE | OPP | T | A | TOT | SKS | PD | FF | FR |
|---------------|------|----------|----------|----------|----------|----------|----------|----------|
| 9/9 | JAX | 4 | 1 | 5 | 0 | 0 | 0 | 0 |
| 9/16 | @DAL | 0 | 0 | 0 | 0 | 0 | 0 | 0 |
| 9/23 | @HOU | 2 | 0 | 2 | 0 | 0 | 0 | 0 |
| 9/30 | NO | | | | | | | |
| 10/7 | @CAR | | | | | | | |
| 10/11 | PHI | | | | | | | |
| 10/22 | @ATL | | | | | | | |
| 10/28 | WAS | | | | | | | |
| 11/12 | @SF | | | | | | | |
| 11/18 | TB | | | | | | | |
| 11/25 | @PHI | | | | | | | |
| 12/2 | CHI | | | | | | | |
| 12/9 | @WAS | | | | | | | |
| 12/16 | TEN | | | | | | | |
| 12/22-23 | @IND | | | | | | | |
| 12/30 | DAL | | | | | | | |
| TOTALS | | 6 | 1 | 7 | 0 | 0 | 0 | 0 |

ARMSTRONG'S CAREER TOTALS

REGULAR SEASON

TACKLES

| YEAR | GP | GS | T | A | TOT | SKS | FF | FR |
|---------------|-----------|-----------|-----------|-----------|------------|------------|----------|----------|
| 2013 STL | 16 | 0 | 3 | 0 | 3 | 0.0 | 0 | 1 |
| 2014 STL | 4 | 0 | 0 | 0 | 0 | 0.0 | 0 | 0 |
| 2014 OAK | 11 | 3 | 11 | 4 | 15 | 0.0 | 1 | 0 |
| 2015 OAK | 10 | 2 | 14 | 2 | 16 | 1.0 | 0 | 1 |
| 2015 SF | 5 | 0 | 0 | 0 | 0 | 0 | 0 | 0 |
| 2016 SF | 2 | 0 | 7 | 1 | 8 | 0 | 0 | 1 |
| 2017 SF | 10 | 5 | 38 | 15 | 53 | 1.0 | 1 | 0 |
| 2017 NYG | 5 | 1 | 3 | 4 | 7 | 0.0 | 1 | 0 |
| 2018 NYG | 3 | 0 | 6 | 1 | 7 | 0 | 0 | 0 |
| Totals | 66 | 11 | 82 | 27 | 209 | 2.0 | 3 | 3 |

INTERCEPTIONS

| YEAR | NO | YDS | AVG | LG | TD |
|---------------|----------|-----------|-------------|-----------|----------|
| 2016 SF | 1 | 5 | 5.0 | 5 | 0 |
| 2017 SF | 2 | 29 | 14.5 | 29 | 0 |
| 2018 NYG | 0 | 0 | 0 | 0 | 0 |
| Totals | 3 | 34 | 11.3 | 29 | 0 |

Additional Statistics: 2013 – 10 special teams tackles; 2014 – 1 pass defended, 5 special teams tackles (3 for St. Louis, 2 for Oakland; 2015 – 8 special teams tackles (5 for the Raiders, 3 for the 49ers); 2016 – 2 special teams tackles; 2017 – 2 passes defended, 4 special team tackles (1 with the 49ers, 3 with the Giants) special team forced fumble with the Giants.



SAQUON BARKLEY

RUNNING BACK

HT: 6-0 WT: 233

COLLEGE: PENN STATE

HIGH SCHOOL: WHITEHALL (PA)

HOW ACQUIRED: 2018 DRAFT (1ST ROUND)

NFL EXP: ROOKIE

TRANSACTIONS:

- Originally a first-round (2nd pick overall) draft choice by the Giants in 2018.

2018 SEASON HIGHLIGHTS:

- Made his NFL debut by starting at running back vs. Jacksonville (9/9), rushing for a team-high 106 yards on 18 attempts, including a 68-yard touchdown run...

Also had two catches for 22 yards, with a long reception of 11 yards.

- Started at running back and rushed for a team high of 28 yards on 11 attempts at Dallas (9/16)...Set a Giants franchise record of 14 receptions, for 80 yards.

- Started at running back at Houston (9/23) and rushed for a team-high 82 yards on 17 attempts, including a 15-yard touchdown...Also had five receptions for 35 yards, with a long reception of 21 yards.

BARKLEY'S GAME-BY-GAME STATISTICS

| DATE | OPP | RUSHING | | | | | RECEIVING | | | | | |
|---------------|------|-----------|------------|------------|------------|----------|-----------|------------|------------|-----------|----------|--|
| | | ATT | YDS | AVG | LG | TD | NO | YDS | AVG | LG | TD | |
| 9/9 | JAX | 18 | 106 | 5.9 | 68† | 1 | 2 | 22 | 11.0 | 18 | 0 | |
| 9/16 | @DAL | 11 | 28 | 2.5 | 10 | 0 | 14 | 80 | 5.7 | 18† | 0 | |
| 9/23 | @HOU | 17 | 82 | 4.8 | 24 | 1 | 5 | 35 | 7.0 | 21 | 0 | |
| 9/30 | NO | | | | | | | | | | | |
| 10/7 | @CAR | | | | | | | | | | | |
| 10/11 | PHI | | | | | | | | | | | |
| 10/22 | @ATL | | | | | | | | | | | |
| 10/28 | WAS | | | | | | | | | | | |
| 11/12 | @SF | | | | | | | | | | | |
| 11/18 | TB | | | | | | | | | | | |
| 11/25 | @PHI | | | | | | | | | | | |
| 12/2 | CHI | | | | | | | | | | | |
| 12/9 | @WAS | | | | | | | | | | | |
| 12/16 | TEN | | | | | | | | | | | |
| 12/22-23 | @IND | | | | | | | | | | | |
| 12/30 | DAL | | | | | | | | | | | |
| TOTALS | | 46 | 216 | 4.7 | 68† | 2 | 21 | 137 | 6.5 | 21 | 0 | |



CONNOR BARWIN

LINEBACKER

HT: 6-4 WT: 255

COLLEGE: CINCINNATI

HIGH SCHOOL: UNIVERSITY OF DETROIT JESUIT (MI)

HOW ACQUIRED: FREE AGENT (2018)

NFL EXP: 10TH YEAR

GIANTS EXP: 1ST YEAR

PRO BOWL: 2014



TRANSACTIONS:

- Originally a 2nd round (46th pick overall) draft choice by the Houston Texans in 2009...Signed as a free agent by the Philadelphia Eagles on March 14, 2013...Released by Philadelphia on March 9, 2017...Signed as a free agent by the Los Angeles Rams on March 16, 2017)...Signed as a free agent by the Giants on July 24, 2018.

2018 SEASON HIGHLIGHTS:

- Made his Giants debut by starting at linebacker vs. Jacksonville (9/9) and had one pass defended.
- Registered one tackle and one pass defended at Dallas (9/16).
- Saw action at linebacker and contributed one solo tackle at Houston (9/23).

BARWIN'S GAME-BY-GAME STATISTICS

| DATE | OPP | T | A | TOT | SKS | PD | FF | FR |
|----------|------|---|---|-----|-----|----|----|----|
| 9/9 | JAX | 0 | 0 | 0 | 0 | 1 | 0 | 0 |
| 9/16 | @DAL | 0 | 1 | 1 | 0 | 1 | 0 | 0 |
| 9/23 | @HOU | 1 | 0 | 1 | 0 | 0 | 0 | 0 |
| 9/30 | NO | | | | | | | |
| 10/7 | @CAR | | | | | | | |
| 10/11 | PHI | | | | | | | |
| 10/22 | @ATL | | | | | | | |
| 10/28 | WAS | | | | | | | |
| 11/12 | @SF | | | | | | | |
| 11/18 | TB | | | | | | | |
| 11/25 | @PHI | | | | | | | |
| 12/2 | CHI | | | | | | | |
| 12/9 | @WAS | | | | | | | |
| 12/16 | TEN | | | | | | | |
| 12/22-23 | @IND | | | | | | | |
| 12/30 | DAL | | | | | | | |
| TOTALS | | 1 | 1 | 2 | 0 | 2 | 0 | 0 |

BARWIN'S CAREER TOTALS

REGULAR SEASON

| YEAR | GP | GS | T | A | SKS | PD | FF | FR |
|----------|-----|-----|-----|----|------|----|----|----|
| 2009 HOU | 16 | 0 | 11 | 4 | 4.5 | 3 | 0 | 1 |
| 2010 HOU | 1 | 0 | 0 | 0 | 0.0 | 0 | 0 | 0 |
| 2011 HOU | 16 | 16 | 34 | 13 | 11.5 | 7 | 1 | 0 |
| 2012 HOU | 16 | 16 | 35 | 9 | 3.0 | 6 | 0 | 1 |
| 2013 PHI | 16 | 16 | 44 | 14 | 5.0 | 10 | 1 | 1 |
| 2014 PHI | 16 | 16 | 47 | 17 | 14.5 | 5 | 2 | 0 |
| 2015 PHI | 16 | 16 | 44 | 10 | 7.0 | 7 | 1 | 0 |
| 2016 PHI | 16 | 16 | 20 | 14 | 5.0 | 2 | 1 | 0 |
| 2017 LAR | 14 | 13 | 26 | 8 | 5.0 | 0 | 0 | 1 |
| 2018 NYG | 3 | 1 | 1 | 1 | 0 | 2 | 1 | 0 |
| Totals | 130 | 110 | 262 | 90 | 55.5 | 42 | 7 | 4 |

Additional Statistics: 2009 - 4 passes defended; 2011 - 7 passes defended; 2012 - 5 passes defended; 2013 - 10 passes defended, 1 interception (returned for minus-2 yards); 2014 - 6 passes defended; 2015 - 8 passes defended; 2016 - 2 passes defended.

13



ODELL BECKHAM JR.

WIDE RECEIVER

HT: 5-11 WT: 200

COLLEGE: LSU

HIGH SCHOOL: ISIDORE NEWMAN (NEW ORLEANS, LA)

HOW ACQUIRED: 2014 DRAFT (1ST ROUND)

NFL EXP: 5TH YEAR

GIANTS EXP: 5TH YEAR

PRO BOWLS: 2014-2016



TRANSACTIONS:

- Originally a first-round (12th pick overall) draft choice by the Giants in 2014.

2018 SEASON HIGHLIGHTS:

- Started at wide receiver vs. Jacksonville (9/9) and had a team-high 11 catches for 111 yards, with a long reception of 24 yards.
- Started at wide receiver and had four catches for 51 yards, with a long reception of 17 yards at Dallas (9/16).
- In his 50th career game, started at wide receiver at Houston (9/23) and had a team-high nine catches for 109 yards, his second 100+-yard game of the season.

BECKHAM 'S GAME-BY-GAME STATISTICS

| RECEIVING | | | | | | |
|-----------|------|----|-----|------|----|----|
| DATE | OPP | NO | YDS | AVG | LG | TD |
| 9/9 | JAX | 11 | 111 | 10.1 | 24 | 0 |
| 9/16 | @DAL | 4 | 51 | 12.8 | 17 | 0 |
| 9/23 | @HOU | 9 | 109 | 12.1 | 30 | 0 |
| 9/30 | NO | | | | | |
| 10/7 | @CAR | | | | | |
| 10/11 | PHI | | | | | |
| 10/22 | @ATL | | | | | |
| 10/28 | WAS | | | | | |
| 11/12 | @SF | | | | | |
| 11/18 | TB | | | | | |
| 11/25 | @PHI | | | | | |
| 12/2 | CHI | | | | | |
| 12/9 | @WAS | | | | | |
| 12/16 | TEN | | | | | |
| 12/22-23 | @IND | | | | | |
| 12/30 | DAL | | | | | |
| TOTALS | | 24 | 271 | 11.3 | 30 | 0 |

BECKHAM'S CAREER TOTALS

| REGULAR SEASON | | | RECEIVING | | | | |
|----------------|----|----|-----------|------|------|-----|----|
| YEAR | GP | GS | NO | YDS | AVG | LG | TD |
| 2014 NYG | 12 | 11 | 91 | 1305 | 14.3 | 80† | 12 |
| 2015 NYG | 15 | 15 | 96 | 1450 | 15.1 | 87† | 13 |
| 2016 NYG | 16 | 16 | 101 | 1367 | 13.5 | 75† | 10 |
| 2017 NYG | 4 | 2 | 25 | 302 | 12.1 | 48† | 3 |
| 2018 NYG | 3 | 3 | 24 | 271 | 11.3 | 30 | 0 |
| Totals | 50 | 47 | 337 | 4695 | 13.9 | 87† | 38 |



EVAN BROWN

TACKLE
HT: 6-2 WT: 305
COLLEGE: SMU
HS: CARROLL SENIOR HIGH SCHOOL (SOUTHLAKE, TX)
HOW ACQUIRED: UDFA (2018)
NFL EXP: ROOKIE

TRANSACTIONS:

- Originally signed as a rookie free agent by the Giants on May 10, 2018.

2018 SEASON HIGHLIGHTS:

- Inactive vs. Jacksonville (9/9).
- Inactive at Dallas (9/16).
- Inactive at Houston (9/23).

BROWN'S GAME-BY-GAME STATISTICS

| DATE | OPP | GP | GS |
|----------|------|----------|----|
| 9/9 | JAX | Inactive | |
| 9/16 | @DAL | Inactive | |
| 9/23 | @HOU | Inactive | |
| 9/30 | NO | | |
| 10/7 | @CAR | | |
| 10/11 | PHI | | |
| 10/22 | @ATL | | |
| 10/28 | WAS | | |
| 11/12 | @SF | | |
| 11/18 | TB | | |
| 11/25 | @PHI | | |
| 12/2 | CHI | | |
| 12/9 | @WAS | | |
| 12/16 | TEN | | |
| 12/22-23 | @IND | | |
| 12/30 | DAL | | |
| TOTALS | | 0 | 0 |



LORENZO CARTER

OUTSIDE LINEBACKER

HT: 6-5 WT: 252

COLLEGE: GEORGIA

HIGH SCHOOL: NORCROSS (GA)

HOW ACQUIRED: 2018 DRAFT (3RD ROUND)

NFL EXP: ROOKIE

TRANSACTIONS:

- Originally a 3rd round (66th pick overall) draft choice by the Giants in 2018.

2018 SEASON HIGHLIGHTS:

- Made his NFL debut at linebacker by registering one tackle on defense and one on special teams vs. Jacksonville (9/9)...Also had one pass defended.
- Appeared at linebacker vs. Dallas (9/16) and posted three solo tackles.
- Saw action at linebacker at Houston (9/23) and registered two solo tackles, his first career sack, and one special teams tackle.

CARTER'S GAME-BY-GAME STATISTICS

| DATE | OPP | T | A | TOT | SKS | PD | FF | FR |
|---------------|------|----------|----------|----------|----------|----------|----------|----------|
| 9/9 | JAX | 0 | 1 | 1 | 0 | 1 | 0 | 0 |
| 9/16 | @DAL | 3 | 0 | 3 | 0 | 0 | 0 | 0 |
| 9/23 | @HOU | 2 | 0 | 2 | 1 | 0 | 0 | 0 |
| 9/30 | NO | | | | | | | |
| 10/7 | @CAR | | | | | | | |
| 10/11 | PHI | | | | | | | |
| 10/22 | @ATL | | | | | | | |
| 10/28 | WAS | | | | | | | |
| 11/12 | @SF | | | | | | | |
| 11/18 | TB | | | | | | | |
| 11/25 | @PHI | | | | | | | |
| 12/2 | CHI | | | | | | | |
| 12/9 | @WAS | | | | | | | |
| 12/16 | TEN | | | | | | | |
| 12/22-23 | @IND | | | | | | | |
| 12/30 | DAL | | | | | | | |
| TOTALS | | 5 | 1 | 6 | 1 | 1 | 0 | 0 |



NFL EXP.: ROOKIE

- Saw action on special teams at Dallas (9/16).
- Saw action on defense and special teams at Houston (9/23).

[illegible]



KAELIN CLAY

WIDE RECEIVER

HT: 5-10 WT: 200

COLLEGE: UTAH

HIGH SCHOOL: LONG BEACH POLY (LONG BEACH, CA)

HOW ACQUIRED: FREE AGENT (2018)

NFL EXP: 4TH YEAR

TRANSACTIONS:

- Originally a 6th round (184th pick overall) draft choice by the Tampa Bay Buccaneers in 2015...Waived by Tampa Bay on Sept. 5, 2015...Signed to Tampa Bay's practice squad on Sept. 8, 2015...Waived by Tampa Bay on Sept. 15, 2015...Signed to the Detroit Lions' practice squad on Sept. 22, 2015...Signed to the Baltimore Ravens' active roster on Nov. 17, 2015...Waived by Baltimore on Nov. 11, 2016...Signed by the Carolina Panthers on April 10, 2017...Traded to the Buffalo Bills on Sept. 2, 2017...Waived by the Buffalo Bills on Oct. 23, 2017...Signed by Carolina on Oct. 24, 2017...Signed as a free agent by Buffalo on March 29, 2018...Waived by Buffalo on Sept. 1, 2018...Claimed by the Giants Sept. 2, 2018.

2018 SEASON HIGHLIGHTS:

- Made his Giants debut with three punt returns and one special teams tackle vs. Jacksonville (9/9).
- Returned two punt returns for 11 yards at Dallas (9/16) before leaving the game with an ankle injury.
- Inactive at Houston (9/23) due to ankle injury.

CLAY'S GAME-BY-GAME STATISTICS

| PUNT RETURNS | | | | | | |
|--------------|------|----------|-----|-----|----|----|
| DATE | OPP | NO | YDS | AVG | LG | TD |
| 9/9 | JAX | 3 | 4 | 1.3 | 5 | 0 |
| 9/16 | @DAL | 2 | 11 | 5.5 | 6 | 0 |
| 9/23 | @HOU | INACTIVE | | | | |
| 9/30 | NO | | | | | |
| 10/7 | @CAR | | | | | |
| 10/11 | PHI | | | | | |
| 10/22 | @ATL | | | | | |
| 10/28 | WAS | | | | | |
| 11/12 | @SF | | | | | |
| 11/18 | TB | | | | | |
| 11/25 | @PHI | | | | | |
| 12/2 | CHI | | | | | |
| 12/9 | @WAS | | | | | |
| 12/16 | TEN | | | | | |
| 12/22-23 | @IND | | | | | |
| 12/30 | DAL | | | | | |
| TOTALS | | 5 | 15 | 3.0 | 6 | 0 |

CLAY'S CAREER TOTALS

| REGULAR SEASON | | | PUNT RETURNS | | | | |
|----------------|----|----|--------------|-----|------|-----|----|
| YEAR | GP | GS | NO | YDS | AVG | LG | TD |
| 2015 BAL | 7 | 0 | 23 | 244 | 10.6 | 82t | 1 |
| 2017 BUF | 3 | 0 | 2 | 2 | 1.0 | 2 | 0 |
| 2017 CAR | 10 | 2 | 17 | 147 | 8.6 | 60t | 1 |
| 2018 NYG | 2 | 0 | 5 | 15 | 3.0 | 6 | 0 |
| Totals | 22 | 2 | 47 | 408 | 8.7 | 82t | 2 |

CLAY'S CAREER TOTALS

| REGULAR SEASON | | | RECEIVING | | | | |
|----------------|----|----|-----------|-----|------|----|----|
| YEAR | GP | GS | NO | YDS | AVG | LG | TD |
| 2015 BAL | 7 | 0 | 0 | 0 | 0.0 | 0 | 0 |
| 2017 BUF | 3 | 0 | 1 | 28 | 28.0 | 28 | 0 |
| 2017 CAR | 10 | 2 | 5 | 57 | 11.4 | 15 | 0 |
| 2018 NYG | 2 | 0 | 0 | 0 | 0 | 0 | 0 |
| Totals | 22 | 2 | 6 | 85 | 14.2 | 28 | 0 |



STACY COLEY

WIDE RECEIVER

HT: 6-0 WT: 195

COLLEGE: MIAMI (FLA.)

HIGH SCHOOL: NORTHEAST (OAKLAND PARK, FLA.)

HOW ACQUIRED: FREE AGENT (2018)

NFL EXP: 2ND YEAR

GIANTS EXP: 1ST YEAR

TRANSACTIONS:

- Originally a 7th round draft choice by the Minnesota Vikings in 2017...Waived by the Vikings on September 18, 2018...Signed as a free agent by the Giants on September 19, 2018.

2018 SEASON HIGHLIGHTS:

- In his Giants debut, returned two punts for six yards and two kickoffs for 27 yards at Houston (9/23).

COLEY’S GAME-BY-GAME STATISTICS

PUNT RETURNS

| DATE | OPP | NO | YDS | AVG | LG | TD |
|----------|------|----|-----|-----|----|----|
| 9/9 | JAX | -- | -- | -- | -- | -- |
| 9/16 | @DAL | -- | -- | -- | -- | -- |
| 9/23 | @HOU | 2 | 6 | 3.0 | 6 | 0 |
| 9/30 | NO | | | | | |
| 10/7 | @CAR | | | | | |
| 10/11 | PHI | | | | | |
| 10/22 | @ATL | | | | | |
| 10/28 | WAS | | | | | |
| 11/12 | @SF | | | | | |
| 11/18 | TB | | | | | |
| 11/25 | @PHI | | | | | |
| 12/2 | CHI | | | | | |
| 12/9 | @WAS | | | | | |
| 12/16 | TEN | | | | | |
| 12/22-23 | @IND | | | | | |
| 12/30 | DAL | | | | | |
| TOTALS | | 2 | 6 | 3.0 | 6 | 0 |

COLEY’S CAREER TOTALS

| REGULAR SEASON | | | KICKOFF RETURNS | | | | |
|----------------|----|----|-----------------|-----|------|----|----|
| YEAR | GP | GS | NO | YDS | AVG | LG | TD |
| 2017 MIN | 4 | 0 | 1 | 19 | 19.0 | 19 | 0 |
| 2018 MIN | 2 | 0 | 0 | 0 | 0 | 0 | 0 |
| 2018 NYG | 1 | 0 | 2 | 27 | 13.5 | 21 | 0 |
| Totals | 7 | 0 | 3 | 46 | 15.3 | 21 | 0 |



LANDON COLLINS

SAFETY

HT: 6-0 WT: 222

COLLEGE: ALABAMA

HIGH SCHOOL: DUTCOTOWN (GEISMAR, LA)

HOW ACQUIRED: 2015 DRAFT 2ND ROUND

NFL EXP: 4TH YEAR

GIANTS EXP: 4TH YEAR



FIRST TEAM ALL-PRO: 2016; PRO BOWLS: 2016, 2017

TRANSACTIONS:

- Originally a 2nd-round (33rd pick overall) draft choice by the Giants in 2015.

2018 SEASON HIGHLIGHTS:

- Started at safety and contributed five tackles (four solo) and one pass defended vs. Jacksonville (9/9).
- Started at safety at Dallas (9/16) and tied for a team-high six tackles (five solo).
- In his 50th career game, started at safety and registered five tackles (three solo) and one pass defended at Houston (9/23).

COLLINS' GAME-BY-GAME STATISTICS

| DATE | OPP | TACKLES | | | | | | | INTERCEPTIONS | | | | |
|----------|------|---------|---|-----|----|-----|----|----|---------------|-----|-----|----|----|
| | | T | A | TOT | PD | SKS | FF | FR | NO | YDS | AVG | LG | TD |
| 9/9 | JAX | 4 | 1 | 5 | 1 | 0 | 0 | 0 | 0 | 0 | 0 | 0 | 0 |
| 9/16 | @DAL | 5 | 1 | 6 | 0 | 0 | 0 | 0 | 0 | 0 | 0 | 0 | 0 |
| 9/23 | @HOU | 3 | 2 | 5 | 1 | 0 | 0 | 0 | 0 | 0 | 0 | 0 | 0 |
| 9/30 | NO | | | | | | | | | | | | |
| 10/7 | @CAR | | | | | | | | | | | | |
| 10/11 | PHI | | | | | | | | | | | | |
| 10/22 | @ATL | | | | | | | | | | | | |
| 10/28 | WAS | | | | | | | | | | | | |
| 11/12 | @SF | | | | | | | | | | | | |
| 11/18 | TB | | | | | | | | | | | | |
| 11/25 | @PHI | | | | | | | | | | | | |
| 12/2 | CHI | | | | | | | | | | | | |
| 12/9 | @WAS | | | | | | | | | | | | |
| 12/16 | TEN | | | | | | | | | | | | |
| 12/22-23 | @IND | | | | | | | | | | | | |
| 12/30 | DAL | | | | | | | | | | | | |
| TOTALS | | 12 | 4 | 16 | 2 | 0 | 0 | 0 | 0 | 0 | 0 | 0 | 0 |

COLLINS' CAREER TOTALS

| REGULAR SEASON | | | TACKLES | | | | | INTERCEPTIONS | | | | | | |
|----------------|----|----|---------|----|-----|----|-----|---------------|----|----|-----|------|-----|----|
| YEAR | GP | GS | T | A | TOT | PD | SKS | FF | FR | NO | YDS | AVG | LG | TD |
| 2015 NYG | 16 | 16 | 80 | 28 | 108 | 9 | 0.0 | 1 | 0 | 1 | 0 | 0.0 | 0 | 0 |
| 2016 NYG | 16 | 16 | 100 | 25 | 125 | 13 | 4.0 | 0 | 1 | 5 | 72 | 14.4 | 44† | 1 |
| 2017 NYG | 15 | 15 | 74 | 25 | 99 | 6 | 0.0 | 1 | 2 | 2 | 21 | 10.5 | 21 | 0 |
| 2018 NYG | 3 | 3 | 12 | 4 | 16 | 2 | 0.0 | 0 | 0 | 0 | 0 | 0 | 0 | 0 |
| Totals | 50 | 50 | 266 | 82 | 348 | 30 | 4.0 | 2 | 3 | 8 | 93 | 11.6 | 44 | 1 |



TAE DAVIS

LINEBACKER

HT: 6-0 WT: 222

COLLEGE: TENNESSEE-CHATT.

HIGH SCHOOL: OXFORD [AL]

HOW ACQUIRED: UDFA (2018)

NFL EXP: ROOKIE

TRANSACTIONS:

- Originally signed as a rookie free agent by the Giants on May 10, 2018.


2018 SEASON HIGHLIGHTS:

- Inactive vs. Jacksonville (9/9).
- Inactive at Dallas (9/16).
- Made his NFL debut on special teams at Houston (9/23).

DAVIS' GAME-BY-GAME STATISTICS

| DATE | OPP | T | A | TOT | SKS | PD | FF | FR |
|---------------|------|----------|---|-----|-----|----|----|----|
| 9/9 | JAX | Inactive | | | | | | |
| 9/16 | @DAL | Inactive | | | | | | |
| 9/23 | @HOU | 0 | 0 | 0 | 0 | 0 | 0 | 0 |
| 9/30 | NO | | | | | | | |
| 10/7 | @CAR | | | | | | | |
| 10/11 | PHI | | | | | | | |
| 10/22 | @ATL | | | | | | | |
| 10/28 | WAS | | | | | | | |
| 11/12 | @SF | | | | | | | |
| 11/18 | TB | | | | | | | |
| 11/25 | @PHI | | | | | | | |
| 12/2 | CHI | | | | | | | |
| 12/9 | @WAS | | | | | | | |
| 12/16 | TEN | | | | | | | |
| 12/22-23 | @IND | | | | | | | |
| 12/30 | DAL | | | | | | | |
| TOTALS | | 0 | 0 | 0 | 0 | 0 | 0 | 0 |

38



DONTE DEAYON

CORNERBACK
HT: 5-9 WT: 159
COLLEGE: BOISE STATE
HIGH SCHOOL: SUMMIT (FONTANA, CA)
HOW ACQUIRED: FREE AGENT (2016)
NFL EXP: 2ND YEAR
GIANTS EXP: 2ND YEAR

TRANSACTIONS:

- Originally signed as a rookie free agent by the Giants on May 6, 2016...Waived by the Giants on Sept. 3, 2016...Signed to the Giants' practice squad on Sept. 5, 2016...Placed on practice squad/injured reserve on Oct. 15, 2016...Signed to a reserve/future contract by the Giants on Jan. 9, 2017...Waived by the Giants on Sept. 2, 2017...Signed to the Giants' practice squad on Sept. 3, 2017...Signed to the Giants' active roster on Oct. 12, 2017.

2018 SEASON HIGHLIGHTS:

- Did not play vs. Jacksonville (9/9).
- Saw action at cornerback and had one pass defensed at Dallas (9/16).
- Saw action at cornerback and registered four tackles (three solo) and one fumble recovery at Houston (9/23).

DONTÉ DEAYON GAME-BY-GAME STATISTICS

| DATE | OPP | TACKLES | | | | | INTERCEPTIONS | | | | | |
|----------|------|---------|---|-----|----|----|---------------|----|-----|-----|----|----|
| | | T | A | TOT | PD | FF | FR | NO | YDS | AVG | LG | TD |
| 9/9 | JAX | 0 | 0 | 0 | 0 | 0 | 0 | 0 | 0 | 0 | 0 | 0 |
| 9/16 | @DAL | 0 | 0 | 0 | 1 | 0 | 0 | 0 | 0 | 0 | 0 | 0 |
| 9/23 | @HOU | 3 | 1 | 4 | 0 | 0 | 1 | 0 | 0 | 0 | 0 | 0 |
| 9/30 | NO | | | | | | | | | | | |
| 10/7 | @CAR | | | | | | | | | | | |
| 10/11 | PHI | | | | | | | | | | | |
| 10/22 | @ATL | | | | | | | | | | | |
| 10/28 | WAS | | | | | | | | | | | |
| 11/12 | @SF | | | | | | | | | | | |
| 11/18 | TB | | | | | | | | | | | |
| 11/25 | @PHI | | | | | | | | | | | |
| 12/2 | CHI | | | | | | | | | | | |
| 12/9 | @WAS | | | | | | | | | | | |
| 12/16 | TEN | | | | | | | | | | | |
| 12/22-23 | @IND | | | | | | | | | | | |
| 12/30 | DAL | | | | | | | | | | | |
| TOTALS | | 3 | 1 | 4 | 1 | 0 | 1 | 0 | 0 | 0 | 0 | 0 |

DEAYON'S CAREER TOTALS

| REGULAR SEASON | | | TACKLES | | | | | INTERCEPTIONS | | | | | | |
|----------------|----|----|---------|---|-----|----|-----|---------------|----|----|-----|-----|----|----|
| YEAR | GP | GS | T | A | TOT | PD | SKS | FF | FR | NO | YDS | AVG | LG | TD |
| 2017 NYG | 4 | 0 | 6 | 1 | 7 | 1 | 0.0 | 0 | 0 | 0 | 0 | 0.0 | 0 | 0 |
| 2018 NYG | 2 | 0 | 3 | 1 | 4 | 1 | 0.0 | 0 | 1 | 0 | 0 | 0.0 | 0 | 0 |
| Totals | 6 | 0 | 9 | 2 | 11 | 2 | 0.0 | 0 | 1 | 0 | 0 | 0.0 | 0 | 0 |

Additional Statistics: 2017 – 3 special teams tackles



ZAK DeOSSIE

LONG SNAPPER

HT: 6-5 WT: 250

COLLEGE: BROWN

HIGH SCHOOL: PHILLIPS ACADEMY (ANDOVER, MA)

HOW ACQUIRED: 2007 DRAFT (4TH ROUND)

NFL EXP: 12TH YEAR

GIANTS EXP: 12TH YEAR

PRO BOWLS: 2008, 2010



TRANSACTIONS:

- Originally a 4th round (116th pick overall) draft choice by the Giants in 2007.

2018 SEASON HIGHLIGHTS:

- Saw action on special teams vs. Jacksonville (9/9).
- Saw action on special teams at Dallas (9/16).
- Saw action on special teams at Houston (9/23).

DEOSSIE'S GAME-BY-GAME STATISTICS

| DATE | OPP | GP | GS |
|---------------|------|----------|----------|
| 9/9 | JAX | 1 | 0 |
| 9/16 | @DAL | 1 | 0 |
| 9/23 | @HOU | 1 | 0 |
| 9/30 | NO | | |
| 10/7 | @CAR | | |
| 10/11 | PHI | | |
| 10/22 | @ATL | | |
| 10/28 | WAS | | |
| 11/12 | @SF | | |
| 11/18 | TB | | |
| 11/25 | @PHI | | |
| 12/2 | CHI | | |
| 12/9 | @WAS | | |
| 12/16 | TEN | | |
| 12/22-23 | @IND | | |
| 12/30 | DAL | | |
| TOTALS | | 3 | 0 |

DEOSSIE'S CAREER TOTALS

| REGULAR SEASON GAMES PLAYED/STARTED | | |
|-------------------------------------|------------|----------|
| YEAR | GP | GS |
| 2007 NYG | 16 | 0 |
| 2008 NYG | 16 | 0 |
| 2009 NYG | 16 | 0 |
| 2010 NYG | 16 | 0 |
| 2011 NYG | 16 | 0 |
| 2012 NYG | 16 | 0 |
| 2013 NYG | 16 | 0 |
| 2014 NYG | 16 | 0 |
| 2015 NYG | 12 | 0 |
| 2016 NYG | 16 | 0 |
| 2017 NYG | 16 | 0 |
| 2018 NYG | 3 | 0 |
| TOTALS | 175 | 0 |

Additional Statistics: 2007 – 6 special teams tackles; 2008 – 13 special teams tackles; 2009 – 8 special teams tackles; 2010 – 3 special teams tackles; 2011 – 10 special teams tackles; 2012 – 8 special teams tackles, 1 forced fumble; 2013 – 10 special teams tackles, 1 fumble recovery; 2014 – 8 special teams tackles; 2015 – 4 special teams tackles; 2016 – 8 special teams tackles; 2017 – 6 special teams tackles.



RILEY DIXON

PUNTER

HT: 6-5 WT: 227

COLLEGE: SYRACUSE

HS: CHRISTIAN BROTHERS ACADEMY (SYRACUSE, N.Y.)

HOW ACQUIRED: TRADE (2018)

NFL EXP: 3RD YEAR

GIANTS EXP: 1ST YEAR

TRANSACTIONS:

- Originally a 7th round (228th pick overall) draft choice by the Denver Broncos in 2016... Traded to the Giants for a conditional 7th-round draft choice on April 23, 2018.

2018 SEASON HIGHLIGHTS:

- Made his Giants debut with five punts for 247 yards with a gross average of 49.4 and a net average of 43.4, including a long punt of 59 yards.
- Punted six times for 260 yards with a gross average of 43.3 and a net average of 40.0, including a long punt of 55 yards and three punts inside the 20 at Dallas (9/16).
- Punted four times for 198 yards with a gross average of 49.5 yards and a net average of 38.3 yards, including a long punt of 53 yards at Houston (9/23).

DIXON'S 2018 GAME-BY-GAME STATISTICS

| PUNTING | | | | | | | | |
|----------|------|----|-----|------|------|----|------|----|
| DATE | OPP | NO | YDS | AVG | NET | TB | IN20 | LG |
| 9/9 | JAX | 5 | 247 | 49.4 | 43.4 | 1 | 0 | 59 |
| 9/16 | @DAL | 6 | 260 | 43.3 | 40.0 | 1 | 3 | 55 |
| 9/23 | @HOU | 4 | 198 | 49.5 | 38.3 | 0 | 0 | 53 |
| 9/30 | NO | | | | | | | |
| 10/7 | @CAR | | | | | | | |
| 10/11 | PHI | | | | | | | |
| 10/22 | @ATL | | | | | | | |
| 10/28 | WAS | | | | | | | |
| 11/12 | @SF | | | | | | | |
| 11/18 | TB | | | | | | | |
| 11/25 | @PHI | | | | | | | |
| 12/2 | CHI | | | | | | | |
| 12/9 | @WAS | | | | | | | |
| 12/16 | TEN | | | | | | | |
| 12/22-23 | @IND | | | | | | | |
| 12/30 | DAL | | | | | | | |
| TOTALS | | 15 | 705 | 47.0 | 40.7 | 2 | 3 | 59 |

DIXON'S CAREER TOTALS

| REGULAR SEASON | | PUNTING | | | | | | | |
|----------------|----|---------|-------|------|------|----|------|----|----|
| YEAR | GP | NO | YDS | AVG | NET | TB | IN20 | LG | BL |
| 2016 DEN | 16 | 89 | 4,068 | 45.7 | 41.3 | 6 | 28 | 68 | 0 |
| 2017 DEN | 16 | 73 | 3,331 | 45.6 | 40.2 | 3 | 23 | 60 | 2 |
| 2018 NYG | 3 | 15 | 705 | 47.4 | 40.6 | 1 | 0 | 59 | 0 |
| Totals | 35 | 177 | 8104 | 45.8 | 40.8 | 11 | 54 | 68 | 2 |

Additional statistics: 2016 – 3 kickoffs, 1 pass completed for 16 yards; 2017 – 2 kickoffs.



MARIO EDWARDS

DEFENSIVE LINEMAN

HT: 6-3 WT: 280

COLLEGE: FLORIDA STATE

HIGH SCHOOL: BILLY RYAN (DENTON, TX)

HOW ACQUIRED: FREE AGENT (2018)

NFL EXP: 4TH YEAR

TRANSACTIONS:

- Originally a 2nd round (35th pick overall) draft choice by the Oakland Raiders in 2015...Waived by Oakland on Sept. 1, 2018...Claimed off waivers by the Giants on Sept. 2, 2018.

2018 SEASON HIGHLIGHTS:

- Made his Giants debut by registering two solo tackles vs. Jacksonville (9/9).
- Saw action on the defensive line at Dallas (9/16).
- Saw action on the defensive line and registered one solo tackle and one sack for a 10 yard loss at Houston (9/23).

EDWARDS' GAME-BY-GAME STATISTICS

| DATE | OPP | T | A | TOT | SKS | FF | FR |
|----------|------|---|---|-----|-----|----|----|
| 9/9 | JAX | 2 | 0 | 2 | 0 | 0 | 0 |
| 9/16 | @DAL | 0 | 0 | 0 | 0 | 0 | 0 |
| 9/23 | @HOU | 1 | 0 | 1 | 1 | 0 | 0 |
| 9/30 | NO | | | | | | |
| 10/7 | @CAR | | | | | | |
| 10/11 | PHI | | | | | | |
| 10/22 | @ATL | | | | | | |
| 10/28 | WAS | | | | | | |
| 11/12 | @SF | | | | | | |
| 11/18 | TB | | | | | | |
| 11/25 | @PHI | | | | | | |
| 12/2 | CHI | | | | | | |
| 12/9 | @WAS | | | | | | |
| 12/16 | TEN | | | | | | |
| 12/22-23 | @IND | | | | | | |
| 12/30 | DAL | | | | | | |
| TOTALS | | 3 | 0 | 3 | 1 | 0 | 0 |

EDWARDS' CAREER TOTALS

| YEAR | GP | GS | T | A | TOT | SKS | PD | FF | FR |
|----------|----|----|----|----|-----|-----|----|----|----|
| 2015 OAK | 14 | 10 | 33 | 9 | 41 | 2.0 | 2 | 3 | 0 |
| 2016 OAK | 2 | 0 | 1 | 1 | 4 | 0.0 | 0 | 0 | 0 |
| 2017 OAK | 14 | 14 | 19 | 8 | 23 | 3.5 | 0 | 0 | 0 |
| 2018 NYG | 3 | 0 | 3 | 0 | 3 | 1 | 0 | 0 | 0 |
| Totals | 33 | 24 | 56 | 18 | 74 | 6.5 | 2 | 3 | 0 |



RHETT ELLISON

TIGHT END

HT: 6-5 WT: 254

COLLEGE: USC

HIGH SCHOOL: ST. FRANCIS (MOUNTAIN VIEW, CA)

HOW ACQUIRED: FREE AGENT (2017)

NFL EXP: 7TH YEAR

GIANTS EXP: 2ND YEAR

TRANSACTIONS:

- Originally a 4th-round (128th pick overall) draft choice by the Minnesota Vikings in 2012...Signed as a free agent by the Giants on March 10, 2017.

2018 SEASON HIGHLIGHTS:

- Started at tight end vs. Jacksonville (9/9) and had one catch for 16 yards.
- Started at tight end and had two catches for five yards at Dallas (9/16).
- Started at tight end and had three catches for 39 yards, including a 16-yard touchdown at Houston (9/23).

ELLISON’S GAME-BY-GAME STATISTICS

| RECEIVING | | | | | | |
|-----------|------|----|-----|------|----|----|
| DATE | OPP | NO | YDS | AVG | LG | TD |
| 9/9 | JAX | 1 | 16 | 16.0 | 16 | 0 |
| 9/16 | @DAL | 2 | 5 | 2.5 | 3 | 0 |
| 9/23 | @HOU | 3 | 39 | 13.0 | 17 | 1 |
| 9/30 | NO | | | | | |
| 10/7 | @CAR | | | | | |
| 10/11 | PHI | | | | | |
| 10/22 | @ATL | | | | | |
| 10/28 | WAS | | | | | |
| 11/12 | @SF | | | | | |
| 11/18 | TB | | | | | |
| 11/25 | @PHI | | | | | |
| 12/2 | CHI | | | | | |
| 12/9 | @WAS | | | | | |
| 12/16 | TEN | | | | | |
| 12/22-23 | @IND | | | | | |
| 12/30 | DAL | | | | | |
| TOTALS | | 6 | 60 | 10.0 | 17 | 1 |

ELLISON’S CAREER TOTALS

| REGULAR SEASON | | | RECEIVING | | | | |
|----------------|----|----|-----------|-----|------|----|----|
| YEAR | GP | GS | NO | YDS | AVG | LG | TD |
| 2012 MIN | 16 | 7 | 7 | 65 | 9.3 | 29 | 0 |
| 2013 MIN | 11 | 6 | 5 | 61 | 12.2 | 17 | 1 |
| 2014 MIN | 16 | 13 | 19 | 208 | 10.9 | 40 | 1 |
| 2015 MIN | 15 | 9 | 11 | 124 | 11.3 | 41 | 1 |
| 2016 MIN | 15 | 6 | 9 | 57 | 6.3 | 21 | 0 |
| 2017 NYG | 16 | 14 | 24 | 235 | 9.8 | 27 | 2 |
| 2018 NYG | 3 | 3 | 6 | 60 | 10.5 | 17 | 1 |
| Totals | 92 | 58 | 81 | 810 | 10.0 | 41 | 6 |

Additional Statistics: 2012 – 13 special teams tackles; 2013 – 3 special teams tackles, 1 kickoff return for 7 yards; 2014 – 2 kickoff returns for 23 yards; 2016 – 1 rushing attempt for 1 yard and a touchdown; 2017 – 4 special teams tackles.

88



EVAN ENGRAM

TIGHT END

HT: 6-3 WT: 240

COLLEGE: MISSISSIPPI

HIGH SCHOOL: HILLGROVE (POWDER SPRINGS, GA)

HOW ACQUIRED: 2017 DRAFT (1ST ROUND)

NFL EXP: 2ND YEAR

GIANTS EXP: 2ND YEAR

2017 PRO FOOTBALL WRITERS ALL-ROOKIE TEAM

TRANSACTIONS:

- Originally a first-round (23rd pick overall) draft choice by the Giants in 2017.

CAREER HIGHLIGHTS:

- Started at tight end vs. Jacksonville (9/9) and had two catches for 18 yards, with a long reception of 13 yards.
- Started at tight end at Dallas (9/16) and had seven catches for 67 yards, including an 18-yard touchdown.
- Started at tight end and had one catch for 19 yards prior to leaving the game with a knee injury at Houston (9/23).

ENGRAM'S GAME-BY-GAME STATISTICS

| DATE | OPP | RECEIVING | | | | | RUSHING | | | | |
|----------|------|-----------|-----|------|-----|----|---------|-----|-----|----|----|
| | | NO | YDS | AVG | LG | TD | NO | YDS | AVG | LG | TD |
| 9/9 | JAX | 2 | 18 | 9.0 | 13 | 0 | 0 | 0 | 0 | 0 | 0 |
| 9/16 | @DAL | 7 | 67 | 9.6 | 18t | 1 | 0 | 0 | 0 | 0 | 0 |
| 9/23 | @HOU | 1 | 19 | 19.0 | 19 | 0 | 0 | 0 | 0 | 0 | 0 |
| 9/30 | NO | | | | | | | | | | |
| 10/7 | @CAR | | | | | | | | | | |
| 10/11 | PHI | | | | | | | | | | |
| 10/22 | @ATL | | | | | | | | | | |
| 10/28 | WAS | | | | | | | | | | |
| 11/12 | @SF | | | | | | | | | | |
| 11/18 | TB | | | | | | | | | | |
| 11/25 | @PHI | | | | | | | | | | |
| 12/2 | CHI | | | | | | | | | | |
| 12/9 | @WAS | | | | | | | | | | |
| 12/16 | TEN | | | | | | | | | | |
| 12/22-23 | @IND | | | | | | | | | | |
| 12/30 | DAL | | | | | | | | | | |
| TOTALS | | 10 | 104 | 10.4 | 19 | 1 | 0 | 0 | 0 | 0 | 0 |

ENGRAM'S CAREER TOTALS

| REGULAR SEASON | | | RECEIVING | | | | |
|----------------|----|----|-----------|-----|------|----|----|
| YEAR | GP | GS | NO | YDS | AVG | LG | TD |
| 2017 NYG | 15 | 11 | 64 | 722 | 11.3 | 35 | 6 |
| 2018 NYG | 3 | 3 | 10 | 104 | 10.4 | 19 | 1 |
| Totals | 18 | 14 | 74 | 826 | 11.2 | 19 | 7 |



ERECK FLOWERS

TACKLE
HT: 6-6 WT: 334
COLLEGE: MIAMI
HIGH SCHOOL: NORLAND (MIAMI, FL)
HOW ACQUIRED: 2015 DRAFT (1ST ROUND)
NFL EXP: 4TH YEAR
GIANTS EXP: 4TH YEAR

TRANSACTIONS:

- Originally a 1st-round (9th pick overall) draft choice by the Giants in 2015.

2018 SEASON HIGHLIGHTS:

- Started at right tackle vs. Jacksonville (9/9).
- Started at right tackle at Dallas (9/16).
- Saw action on special teams at Houston (9/23).

FLOWERS' GAME-BY-GAME STATISTICS

| DATE | OPP | GP | GS |
|---------------|------|----------|----------|
| 9/9 | JAX | 1 | 1 |
| 9/16 | @DAL | 1 | 1 |
| 9/23 | @HOU | 1 | 0 |
| 9/30 | NO | | |
| 10/7 | @CAR | | |
| 10/11 | PHI | | |
| 10/22 | @ATL | | |
| 10/28 | WAS | | |
| 11/12 | @SF | | |
| 11/18 | TB | | |
| 11/25 | @PHI | | |
| 12/2 | CHI | | |
| 12/9 | @WAS | | |
| 12/16 | TEN | | |
| 12/22-23 | @IND | | |
| 12/30 | DAL | | |
| TOTALS | | 3 | 2 |

FLOWERS' CAREER TOTALS

| YEAR | GP | GS |
|---------------|-----------|-----------|
| 2015 NYG | 15 | 15 |
| 2016 NYG | 16 | 16 |
| 2017 NYG | 15 | 15 |
| 2018 NYG | 3 | 2 |
| TOTALS | 48 | 48 |

22



WAYNE GALLMAN

RUNNING BACK

HT: 6-0 WT: 217

COLLEGE: CLEMSON

HIGH SCHOOL: GRAYSON (LOGANVILLE, GA)

HOW ACQUIRED: 2017 DRAFT (4TH ROUND)

NFL EXP: 2ND YEAR

GIANTS EXP: 2ND YEAR

TRANSACTIONS:

- Originally a 4th-round (140th pick overall) draft choice by the Giants in 2017.

2018 SEASON HIGHLIGHTS:


- Saw action at running back vs. Jacksonville (9/9), and had one rushing attempt and two receptions.
- Saw action at running back at Dallas (9/16), rushing for two yards on one attempt, and had one catch for 11 yards.
- Saw action at running back and rushed for 25 yards on six attempts at Houston (9/23).

GALLMAN’S GAME-BY-GAME STATISTICS

| DATE | OPP | RUSHING | | | | | RECEIVING | | | | |
|----------|------|---------|-----|------|----|----|-----------|-----|------|----|----|
| | | ATT | YDS | AVG | LG | TD | NO | YDS | AVG | LG | TD |
| 9/9 | JAX | 1 | -1 | -1.0 | -1 | 0 | 2 | 9 | 4.5 | 10 | 0 |
| 9/16 | @DAL | 1 | 2 | 2.0 | 2 | 0 | 1 | 11 | 11.0 | 11 | 0 |
| 9/23 | @HOU | 6 | 25 | 4.2 | 8 | 0 | 0 | 0 | 0.0 | 0 | 0 |
| 9/30 | NO | | | | | | | | | | |
| 10/7 | @CAR | | | | | | | | | | |
| 10/11 | PHI | | | | | | | | | | |
| 10/22 | @ATL | | | | | | | | | | |
| 10/28 | WAS | | | | | | | | | | |
| 11/12 | @SF | | | | | | | | | | |
| 11/18 | TB | | | | | | | | | | |
| 11/25 | @PHI | | | | | | | | | | |
| 12/2 | CHI | | | | | | | | | | |
| 12/9 | @WAS | | | | | | | | | | |
| 12/16 | TEN | | | | | | | | | | |
| 12/22-23 | @IND | | | | | | | | | | |
| 12/30 | DAL | | | | | | | | | | |
| TOTALS | | 8 | 26 | 3.3 | 8 | 0 | 3 | 20 | 6.7 | 11 | 0 |

GALLMAN’S CAREER TOTALS

| REGULAR SEASON | | | RUSHING | | | | | RECEIVING | | | | |
|----------------|----|----|---------|-----|-----|----|----|-----------|-----|-----|----|----|
| YEAR | GP | GS | ATT | YDS | AVG | LG | TD | NO | YDS | AVG | LG | TD |
| 2017 NYG | 13 | 1 | 111 | 476 | 4.3 | 24 | 0 | 34 | 193 | 5.7 | 11 | 1 |
| 2018 NYG | 3 | 0 | 8 | 26 | 1.7 | 8 | 0 | 3 | 20 | 6.7 | 11 | 0 |
| Totals | 16 | 1 | 119 | 502 | 4.2 | 24 | 0 | 37 | 213 | 5.8 | 11 | 1 |



B.J. GOODSON

LINEBACKER
HT: 6-1 WT: 243
COLLEGE: CLEMSON
HIGH SCHOOL: LAMAR [S.C.]
HOW ACQUIRED: 2016 DRAFT (4TH ROUND)
NFL EXP.: 3RD YEAR
GIANTS EXP.: 3RD YEAR

TRANSACTIONS:

- Originally a 4th-round (109th pick overall) draft choice by the Giants in 2016.

2018 SEASON HIGHLIGHTS:

- Started at linebacker and had three tackles (one solo) and a half-sack for a loss of four yards vs. Jacksonville (9/16).
- Started at linebacker and registered one tackle and one pass defended at Dallas (9/16).
- Started at linebacker and had two tackles (one solo) and one pass defended at Houston (9/23).

GOODSON'S GAME-BY-GAME STATISTICS

| DATE | OPP | T | A | TOT | SKS | PD | FF | FR |
|----------|------|---|---|-----|-----|----|----|----|
| 9/9 | JAX | 1 | 2 | 3 | 0.5 | 0 | 0 | 0 |
| 9/16 | @DAL | 0 | 1 | 1 | 0 | 0 | 0 | 0 |
| 9/23 | @HOU | 1 | 1 | 2 | 0 | 1 | 0 | 0 |
| 9/30 | NO | | | | | | | |
| 10/7 | @CAR | | | | | | | |
| 10/11 | PHI | | | | | | | |
| 10/22 | @ATL | | | | | | | |
| 10/28 | WAS | | | | | | | |
| 11/12 | @SF | | | | | | | |
| 11/18 | TB | | | | | | | |
| 11/25 | @PHI | | | | | | | |
| 12/2 | CHI | | | | | | | |
| 12/9 | @WAS | | | | | | | |
| 12/16 | TEN | | | | | | | |
| 12/22-23 | @IND | | | | | | | |
| 12/30 | DAL | | | | | | | |
| TOTALS | | 2 | 4 | 6 | 0.5 | 1 | 0 | 0 |

GOODSON'S CAREER TOTALS

| REGULAR SEASON | | | TACKLES | | | | | | |
|----------------|----|----|---------|----|-----|-----|----|----|----|
| YEAR | GP | GS | T | A | TOT | SKS | PD | FF | FR |
| 2016 NYG | 15 | 0 | 1 | 1 | 2 | 0.0 | 0 | 1 | 0 |
| 2017 NYG | 7 | 7 | 37 | 16 | 53 | 0.0 | 2 | 1 | 0 |
| 2018 NYG | 3 | 3 | 2 | 4 | 6 | 0.5 | 1 | 0 | 0 |
| Totals | 25 | 10 | 40 | 21 | 61 | 0.5 | 3 | 2 | 0 |

Additional Statistics: 2016- 7 tackles (4 solo) and a forced fumble on special teams; 2017 – 2 passes defended, 3 tackles for losses.



JOHN GRECO

CENTER/GUARD

HT: 6-5 WT: 316

COLLEGE: TOLEDO

HIGH SCHOOL: BOARDMAN (OH)

HOW ACQUIRED: FREE AGENT (2017)

NFL EXP.: 11TH YEAR

GIANTS EXP.: 2ND YEAR

TRANSACTIONS:

- Originally a 2nd round (65th pick overall) draft choice by the St. Louis Rams in 2008...Traded by the Rams to the Cleveland Browns on Aug. 1, 2011...Released by the Browns on Sept. 2, 2017...Signed by the New Orleans Saints on Oct. 4, 2017...Released by the Saints on Nov. 8, 2017...Signed by the Giants on Nov. 14, 2017.

2018 SEASON HIGHLIGHTS:

- Did not play vs. Jacksonville (9/9).
- Entered the game at center in the third quarter after starter Jon Halapio injured his leg at Dallas (9/16).
- Started at center at Houston (9/23).

GRECO'S GAME-BY-GAME STATISTICS

| DATE | OPP | GP | GS |
|---------------|------|----------|----------|
| 9/9 | JAX | 0 | 0 |
| 9/16 | @DAL | 1 | 0 |
| 9/23 | @HOU | 1 | 1 |
| 9/30 | NO | | |
| 10/7 | @CAR | | |
| 10/11 | PHI | | |
| 10/22 | @ATL | | |
| 10/28 | WAS | | |
| 11/12 | @SF | | |
| 11/18 | TB | | |
| 11/25 | @PHI | | |
| 12/2 | CHI | | |
| 12/9 | @WAS | | |
| 12/16 | TEN | | |
| 12/22-23 | @IND | | |
| 12/30 | DAL | | |
| TOTALS | | 2 | 1 |

GRECO'S CAREER TOTALS

REGULAR SEASON GAMES PLAYED/STARTED

| YEAR | GP | GS |
|---------------|------------|-----------|
| 2008 STL | 9 | 1 |
| 2009 STL | 11 | 3 |
| 2010 STL | 6 | 0 |
| 2011 CLE | 15 | 0 |
| 2012 CLE | 14 | 10 |
| 2013 CLE | 14 | 14 |
| 2014 CLE | 16 | 16 |
| 2015 CLE | 14 | 14 |
| 2016 CLE | 12 | 12 |
| 2017 NYG | 6 | 0 |
| 2018 NYG | 2 | 1 |
| Totals | 119 | 71 |

Additional Statistics: 2008: 1 14-yard kickoff return.



ANTONIO HAMILTON

CORNERBACK

HT: 6-0 WT: 190

COLLEGE: SOUTH CAROLINA STATE

HIGH SCHOOL: STROM THURMOND (JOHNSTON, S.C.)

HOW ACQUIRED: FREE AGENT (2018)

NFL EXP: 3RD YEAR

TRANSACTIONS:

- Originally signed as an undrafted free agent by the Oakland Raiders on May 10, 2016...Waived by Oakland on Sept. 1, 2018...Claimed by the Giants on Sept. 2, 2018.

2018 SEASON HIGHLIGHTS:

- Made his Giants debut with one special teams tackle vs. Jacksonville (9/9).
- Saw action on special teams at Dallas (9/16).
- Saw action on special teams prior to leaving the game with a groin injury at Houston (9/23).

HAMILTON'S GAME-BY-GAME STATISTICS

| DATE | OPP | TACKLES | | | | | INTERCEPTIONS | | | | | |
|----------|------|---------|---|-----|----|----|---------------|----|-----|-----|----|----|
| | | T | A | TOT | PD | FF | FR | NO | YDS | AVG | LG | TD |
| 9/9 | JAX | 0 | 0 | 0 | 0 | 0 | 0 | 0 | 0 | 0 | 0 | 00 |
| 9/16 | @DAL | 0 | 0 | 0 | 0 | 0 | 0 | 0 | 0 | 0 | 0 | 0 |
| 9/23 | @HOU | 0 | 0 | 0 | 0 | 0 | 0 | 0 | 0 | 0 | 0 | 0 |
| 9/30 | NOLA | | | | | | | | | | | |
| 10/7 | @CAR | | | | | | | | | | | |
| 10/11 | PHI | | | | | | | | | | | |
| 10/22 | @ATL | | | | | | | | | | | |
| 10/28 | WAS | | | | | | | | | | | |
| 11/12 | @SF | | | | | | | | | | | |
| 11/18 | TB | | | | | | | | | | | |
| 11/25 | @PHI | | | | | | | | | | | |
| 12/2 | CHI | | | | | | | | | | | |
| 12/9 | @WAS | | | | | | | | | | | |
| 12/16 | TEN | | | | | | | | | | | |
| 12/22-23 | @IND | | | | | | | | | | | |
| 12/30 | DAL | | | | | | | | | | | |
| TOTALS | | 0 | 0 | 0 | 0 | 0 | 0 | 0 | 0 | 0 | 0 | 0 |

HAMILTON'S CAREER TOTALS

| REGULAR SEASON | | | TACKLES | | | | | | INTERCEPTIONS | | | | | |
|----------------|----|----|---------|---|-----|-----|----|----|---------------|----|-----|-----|----|----|
| YEAR | GP | GS | T | A | TOT | SKS | PD | FF | FR | NO | YDS | AVG | LG | TD |
| 2016 OAK | 4 | 0 | 3 | 0 | 3 | 0 | 0 | 0 | 0 | 0 | 0 | 0.0 | 0 | 0 |
| 2017 OAK | 8 | 0 | 9 | 0 | 9 | 0 | 0 | 0 | 0 | 0 | 0 | 0.0 | 0 | 0 |
| 2018 NYG | 3 | 0 | 0 | 0 | 0 | 0 | 0 | 0 | 0 | 0 | 0 | 0 | 0 | 0 |
| Totals | 15 | 0 | 12 | 0 | 12 | 0 | 0 | 0 | 0 | 0 | 0 | 0.0 | 0 | 0 |

Additional statistics: 2017 – 2 special teams tackles



DAMON HARRISON SR.

DEFENSIVE TACKLE
HT: 6-3 WT: 350
COLLEGE: WILLIAM PENN
HIGH SCHOOL: LAKE CHARLES-BOSTON ACADEMY (LA.)
HOW ACQUIRED: FREE AGENT (2016)
NFL EXP: 7TH YEAR
GIANTS EXP: 3RD YEAR
2016: FIRST-TEAM AP ALL-PRO

TRANSACTIONS:

- Originally signed as a rookie free agent by the Jets on May 4, 2012... Signed by the Giants as a free agent on March 10, 2016.

2018 SEASON HIGHLIGHTS:

- Started at defensive tackle vs. Jacksonville (9/9) and registered six tackles (three solo) and one tackle for loss.
- Started at defensive tackle at Dallas (9/16) and had four tackles (three solo).
- Started at defensive tackle and recorded a team-high seven tackles (three solo), including one tackle for loss at Houston (9/23).

HARRISON'S GAME-BY-GAME STATISTICS

| DATE | OPP | T | A | TOT | SKS | PD | FF | FR |
|----------|------|---|---|-----|-----|----|----|----|
| 9/9 | JAX | 3 | 3 | 6 | 0 | 0 | 0 | 0 |
| 9/16 | @DAL | 3 | 1 | 4 | 0 | 0 | 0 | 0 |
| 9/23 | @HOU | 3 | 4 | 7 | 0 | 0 | 0 | 0 |
| 9/30 | NOLA | | | | | | | |
| 10/7 | @CAR | | | | | | | |
| 10/11 | PHI | | | | | | | |
| 10/22 | @ATL | | | | | | | |
| 10/28 | WAS | | | | | | | |
| 11/12 | @SF | | | | | | | |
| 11/18 | TB | | | | | | | |
| 11/25 | @PHI | | | | | | | |
| 12/2 | CHI | | | | | | | |
| 12/9 | @WAS | | | | | | | |
| 12/16 | TEN | | | | | | | |
| 12/22-23 | @IND | | | | | | | |
| 12/30 | DAL | | | | | | | |
| TOTALS | | 9 | 8 | 17 | 0 | 0 | 0 | 0 |

HARRISON'S CAREER TOTALS

| REGULAR SEASON | | | TACKLES | | | | | | |
|----------------|----|----|---------|-----|-----|-----|----|----|----|
| YEAR | GP | GS | T | A | TOT | SKS | PD | FF | FR |
| 2012 NYJ | 5 | 0 | 0 | 0 | 0 | 0.0 | 0 | 0 | 0 |
| 2012 NYJ | 16 | 16 | 36 | 30 | 66 | 1.0 | 2 | 0 | 0 |
| 2012 NYJ | 16 | 16 | 30 | 25 | 55 | 0.0 | 0 | 0 | 0 |
| 2012 NYJ | 16 | 16 | 39 | 33 | 72 | 0.5 | 0 | 1 | 0 |
| 2016 NYG | 16 | 16 | 55 | 31 | 86 | 2.5 | 1 | 1 | 0 |
| 2017 NYG | 16 | 16 | 51 | 25 | 76 | 1.5 | 3 | 0 | 0 |
| 2018 NYG | 3 | 3 | 9 | 8 | 17 | 0 | 0 | 0 | 0 |
| Totals | 88 | 83 | 220 | 152 | 372 | 5.5 | 6 | 2 | 0 |

Additional statistics: 2013 – 2 passes defended, 7 tackles, for losses, 1 quarterback hit; 2014 – 2 quarterback hits; 2015 – 5 tackles for losses, 4 quarterback hits; 2016 – 1 pass defended, 6 tackles for losses, 4 quarterback hits; 2017 – 1 interception, 3 passes defended, 7 tackles for losses, 3 quarterback hits

71



WILL HERNANDEZ

GUARD

HT: 6-2 WT: 335

COLLEGE: UTEP

HIGH SCHOOL: CHAPARRAL (LAS VEGAS, NV)

HOW ACQUIRED: 2018 DRAFT (2ND ROUND)

NFL EXP: ROOKIE

TRANSACTIONS:

- Originally a 2nd round (34th pick overall) draft choice by the Giants in 2018.

2018 SEASON HIGHLIGHTS:

- Made his NFL debut by starting at left guard vs. Jacksonville (9/9).
- Started at left guard at Dallas (9/16).
- Started at left guard at Houston (9/23).

HERNANDEZ'S GAME-BY-GAME STATISTICS

| DATE | OPP | GP | GS |
|---------------|------|----------|----------|
| 9/9 | JAX | 1 | 1 |
| 9/16 | @DAL | 1 | 1 |
| 9/23 | @HOU | 1 | 1 |
| 9/30 | NO | | |
| 10/7 | @CAR | | |
| 10/11 | PHI | | |
| 10/22 | @ATL | | |
| 10/28 | WAS | | |
| 11/12 | @SF | | |
| 11/18 | TB | | |
| 11/25 | @PHI | | |
| 12/2 | CHI | | |
| 12/9 | @WAS | | |
| 12/16 | TEN | | |
| 12/22-23 | @IND | | |
| 12/30 | DAL | | |
| TOTALS | | 3 | 3 |



B.J. HILL

DEFENSIVE TACKLE

HT: 6-3 WT: 303

COLLEGE: NORTH CAROLINA STATE

HIGH SCHOOL: WEST STANLY (N.C.)

HOW ACQUIRED: 2018 DRAFT (3RD ROUND)

NFL EXP: ROOKIE

TRANSACTIONS:

- Originally a 3rd round (69th pick overall) draft choice by the Giants in 2018.

2018 SEASON HIGHLIGHTS:

- Made his NFL debut by starting on the defensive line vs. Jacksonville (9/9) and tallied four tackles (one solo).
 - Saw action on the defensive line at Dallas (9/16).
 - Saw action on the defensive line and registered one solo tackle and one sack for a seven yard loss at Houston (9/23).

HILL'S GAME-BY-GAME STATISTICS

| DATE | OPP | T | A | TOT | SKS | FF | FR |
|---------------|------|----------|----------|----------|----------|----------|----------|
| 9/9 | JAX | 1 | 3 | 4 | 0 | 0 | 0 |
| 9/16 | @DAL | 0 | 0 | 0 | 0 | 0 | 0 |
| 9/23 | @HOU | 1 | 0 | 1 | 1 | 0 | 0 |
| 9/30 | NO | | | | | | |
| 10/7 | @CAR | | | | | | |
| 10/11 | PHI | | | | | | |
| 10/22 | @ATL | | | | | | |
| 10/28 | WAS | | | | | | |
| 11/12 | @SF | | | | | | |
| 11/18 | TB | | | | | | |
| 11/25 | @PHI | | | | | | |
| 12/2 | CHI | | | | | | |
| 12/9 | @WAS | | | | | | |
| 12/16 | TEN | | | | | | |
| 12/22-23 | @IND | | | | | | |
| 12/30 | DAL | | | | | | |
| TOTALS | | 2 | 3 | 5 | 1 | 0 | 0 |



JANORIS JENKINS

CORNERBACK

HT: 5-10 WT: 190

COLLEGE: NORTH ALABAMA

HIGH SCHOOL: PAHOKEE (FL)

HOW ACQUIRED: FREE AGENT (2016)

NFL EXP: 7TH YEAR

GIANTS EXP: 3RD YEAR

2016: PRO BOWL AND SECOND-TEAM AP ALL-PRO



TRANSACTIONS:

- Originally a 2nd-round (39th pick overall) draft choice by the St. Louis Rams in 2012...Signed as a free agent by the Giants on March 10, 2016.

2018 SEASON HIGHLIGHTS:

- Started at cornerback vs. Jacksonville (9/9) and had a team-high seven tackles (five solo), one interception, and two passes defended.
- Started at cornerback at Dallas (9/16) and tied for a team-high six tackles (five solo).
- Started at cornerback and recorded three solo tackles and one pass defended at Houston (9/23).

JENKINS' GAME-BY-GAME STATISTICS

| TACKLES | | | | | | | | INTERCEPTIONS | | | | |
|----------|------|----|---|-----|----|----|----|---------------|-----|-----|----|----|
| DATE | OPP | T | A | TOT | PD | FF | FR | NO | YDS | AVG | LG | TD |
| 9/9 | JAX | 5 | 2 | 7 | 2 | 0 | 0 | 1 | 0 | 0 | 0 | 0 |
| 9/16 | @DAL | 5 | 1 | 6 | 0 | 0 | 0 | 0 | 0 | 0 | 0 | 0 |
| 9/23 | @HOU | 3 | 0 | 3 | 1 | 0 | 0 | 0 | 0 | 0 | 0 | 0 |
| 9/30 | NO | | | | | | | | | | | |
| 10/7 | @CAR | | | | | | | | | | | |
| 10/11 | PHI | | | | | | | | | | | |
| 10/22 | @ATL | | | | | | | | | | | |
| 10/28 | WAS | | | | | | | | | | | |
| 11/12 | @SF | | | | | | | | | | | |
| 11/18 | TB | | | | | | | | | | | |
| 11/25 | @PHI | | | | | | | | | | | |
| 12/2 | CHI | | | | | | | | | | | |
| 12/9 | @WAS | | | | | | | | | | | |
| 12/16 | TEN | | | | | | | | | | | |
| 12/22-23 | @IND | | | | | | | | | | | |
| 12/30 | DAL | | | | | | | | | | | |
| TOTALS | | 13 | 3 | 16 | 3 | 0 | 0 | 1 | 0 | 0 | 0 | 0 |

JENKINS' CAREER TOTALS

| REGULAR SEASON | | | TACKLES | | | | | | INTERCEPTIONS | | | | |
|----------------|----|----|---------|----|-----|----|----|----|---------------|-----|------|-----|----|
| YEAR | GP | GS | T | A | TOT | PD | FF | FR | NO | YDS | AVG | LG | TD |
| 2012 STL | 15 | 14 | 64 | 9 | 73 | 14 | 0 | 1 | 4 | 150 | 37.5 | 41T | 3 |
| 2013 STL | 16 | 16 | 54 | 6 | 60 | 14 | 0 | 1 | 1 | 5 | 5.0 | 5 | 0 |
| 2014 STL | 14 | 13 | 55 | 4 | 59 | 5 | 2 | 0 | 2 | 124 | 62.0 | 99T | 2 |
| 2015 STL | 15 | 15 | 56 | 8 | 64 | 15 | 1 | 0 | 3 | 0 | 0.0 | 0 | 0 |
| 2016 NYG | 15 | 15 | 44 | 5 | 49 | 18 | 1 | 0 | 3 | 26 | 8.7 | 23 | 0 |
| 2017 NYG | 9 | 9 | 27 | 4 | 31 | 9 | 1 | 0 | 3 | 113 | 37.7 | 53T | 2 |
| 2018 NYG | 3 | 3 | 13 | 3 | 16 | 3 | 0 | 0 | 1 | 0 | 0 | 0 | 0 |
| Totals | 87 | 85 | 313 | 39 | 352 | 78 | 5 | 2 | 17 | 418 | 26.1 | 99T | 7 |

Additional Statistics: 2012 – Scored a touchdown on a fumble return and blocked a field goal attempt. 2013 – 1 sack; 2016 – 1 sack, 1 touchdown on a return of a blocked field goal



JOHN JENKINS

DEFENSIVE LINEMAN

HT: 6-3 WT: 327

COLLEGE: GEORGIA

HIGH SCHOOL: FRANCIS T. MALONEY (MERIDEN, CT)

HOW ACQUIRED: FREE AGENT (2018)

NFL EXP: 6TH YEAR

GIANTS EXP: 1ST YEAR

TRANSACTIONS:

- Originally a third round (82nd overall) draft choice by the New Orleans Saints on May 5, 2013...Waived by the Saints on Nov. 8, 2016...Claimed by the Seahawks on Nov. 15, 2016...Declared a free agent by the Seahawks on March 9, 2017...Signed as a free agent by the Bears on March 17, 2017...Waived by the Bears on September 2, 2017...Claimed by the Bears on September 4, 2017...Declared a free agent by the Bears on March 14, 2018...Re-signed to the Bears as a free agent on April 7, 2018...Waived by the Bears on September 1, 2018...Awarded off of waivers to the Giants on September 4, 2018.

2018 SEASON HIGHLIGHTS:

- Made his Giants debut at defensive tackle vs. Jacksonville (9/9).
- Saw action at defensive tackle at Dallas (9/16).
- Saw action at defensive tackle and recorded one quarterback hit at Houston (9/23).

JENKINS' GAME-BY-GAME STATISTICS

| DATE | OPP | T | A | TOT | SKS | PD | FF | FR |
|----------|------|---|---|-----|-----|----|----|----|
| 9/9 | JAX | 0 | 0 | 0 | 0 | 0 | 0 | 0 |
| 9/16 | @DAL | 0 | 0 | 0 | 0 | 0 | 0 | 0 |
| 9/23 | @HOU | 0 | 0 | 0 | 0 | 0 | 0 | 0 |
| 9/30 | NOLA | | | | | | | |
| 10/7 | @CAR | | | | | | | |
| 10/11 | PHI | | | | | | | |
| 10/22 | @ATL | | | | | | | |
| 10/28 | WAS | | | | | | | |
| 11/12 | @SF | | | | | | | |
| 11/18 | TB | | | | | | | |
| 11/25 | @PHI | | | | | | | |
| 12/2 | CHI | | | | | | | |
| 12/9 | @WAS | | | | | | | |
| 12/16 | TEN | | | | | | | |
| 12/22-23 | @IND | | | | | | | |
| 12/30 | DAL | | | | | | | |
| TOTALS | | 0 | 0 | 0 | 0 | 0 | 0 | 0 |

JENKINS' CAREER TOTALS

| REGULAR SEASON | | TACKLES | | | | | | | |
|----------------|----|---------|----|----|-----|-----|----|----|----|
| YEAR | GP | GS | T | A | TOT | SKS | PD | FF | FR |
| 2013 NO | 16 | 5 | 13 | 8 | 21 | 0.0 | 0 | 0 | 0 |
| 2014 NO | 12 | 4 | 20 | 10 | 30 | 1.0 | 1 | 0 | 0 |
| 2015 NO | 14 | 12 | 23 | 26 | 49 | 0.5 | 1 | 1 | 1 |
| 2016 TOTAL | 9 | 1 | 6 | 7 | 13 | 0.0 | 0 | 0 | 0 |
| 2017 CHI | 8 | 1 | 5 | 3 | 8 | 0.0 | 0 | 0 | 0 |
| 2018 NYG | 2 | 0 | 0 | 0 | 0 | 0 | 0 | 0 | 0 |
| Totals | 61 | 23 | 67 | 54 | 121 | 1.5 | 2 | 1 | 1 |



MIKE JORDAN

DEFENSIVE BACK

HT: 6-1 WT: 200

COLLEGE: MISSOURI WESTERN STATE

HIGH SCHOOL: HAZELWOOD CENTRAL (FLORISSANT, MO)

HOW ACQUIRED: FREE AGENT (2018)

NFL EXP: 3RD YEAR

TRANSACTIONS:

- Originally signed as an undrafted free agent by the Los Angeles Rams on May 6, 2016...Waived by the Rams on Sept. 3, 2016...Signed to the Rams' practice squad on Sept. 5, 2016...Signed to the Rams' active roster on Nov. 22, 2016...Waived by the Rams on Sept. 2, 2017...Claimed by the Cleveland Browns off waivers on Sept. 3, 2017...Waived by Cleveland on Sept. 1, 2018...Claimed by the Giants on Sept. 2, 2018.

2018 SEASON HIGHLIGHTS:

- Inactive vs. Jacksonville (9/9).
- Inactive at Dallas (9/16).
- Inactive at Houston (9/23).

JORDAN'S 2018 GAME-BY-GAME STATISTICS


| TACKLES | | | | | | INTERCEPTIONS | | | | | | |
|----------|------|----------|---|-----|----|---------------|----|----|-----|-----|----|----|
| DATE | OPP | T | A | TOT | PD | FF | FR | NO | YDS | AVG | LG | TD |
| 9/9 | JAX | Inactive | | | | | | | | | | |
| 9/16 | @DAL | Inactive | | | | | | | | | | |
| 9/23 | @HOU | Inactive | | | | | | | | | | |
| 9/30 | NO | | | | | | | | | | | |
| 10/7 | @CAR | | | | | | | | | | | |
| 10/11 | PHI | | | | | | | | | | | |
| 10/22 | @ATL | | | | | | | | | | | |
| 10/28 | WAS | | | | | | | | | | | |
| 11/12 | @SF | | | | | | | | | | | |
| 11/18 | TB | | | | | | | | | | | |
| 11/25 | @PHI | | | | | | | | | | | |
| 12/2 | CHI | | | | | | | | | | | |
| 12/9 | @WAS | | | | | | | | | | | |
| 12/16 | TEN | | | | | | | | | | | |
| 12/22-23 | @IND | | | | | | | | | | | |
| 12/30 | DAL | | | | | | | | | | | |
| TOTALS | | 0 | 0 | 0 | 0 | 0 | 0 | 0 | 0 | 0 | 0 | 0 |

JORDAN'S CAREER TOTALS

| REGULAR SEASON | | | TACKLES | | | | | INTERCEPTIONS | | | | | | |
|----------------|----|----|---------|---|-----|-----|----|---------------|----|----|-----|-----|----|----|
| YEAR | GP | GS | T | A | TOT | SKS | PD | FF | FR | NO | YDS | AVG | LG | TD |
| 2016 LAR | 5 | 2 | 15 | 5 | 20 | 0 | 2 | 0 | 1 | 0 | 0 | 0.0 | 0 | 0 |
| 2017 CLE | 15 | 1 | 13 | 4 | 17 | 0 | 3 | 0 | 0 | 0 | 0 | 0.0 | 0 | 0 |
| 2018 NYG | 0 | 0 | 0 | 0 | 0 | 0 | 0 | 0 | 0 | 0 | 0 | 0 | 0 | 0 |
| Totals | 20 | 3 | 28 | 9 | 37 | 0 | 5 | 0 | 1 | 0 | 0 | 0.0 | 0 | 0 |

Additional statistics: 2017 – 6 special teams tackles

12



NY

CODY LATIMER

WIDE RECEIVER

HT: 6-2 WT: 217

COLLEGE: INDIANA (BLOOMINGTON)

HIGH SCHOOL: JEFFERSON TOWNSHIP (DAYTON, OH)

HOW ACQUIRED: FREE AGENT (2018)

NFL EXP: 5TH YEAR

GIANTS EXP: 1ST YEAR

TRANSACTIONS:

- Originally a 2nd round (56th pick overall) draft choice by the Denver Broncos in 2014...Signed as a free agent by the Giants on March 19, 2018.

2018 SEASON HIGHLIGHTS:

- Returned one kickoff for 15 yards vs. Jacksonville (9/9).
- Had two catches for 41 yards, with a career-high long reception of 37 yards...Also returned two kickoffs for 56 yards, with a long of 30 yards.
- Had one catch for 15 yards, and returned one kickoff for 18 yards at Houston (9/23).

LATIMER'S GAME-BY-GAME STATISTICS

KICKOFF RETURNS

| DATE | OPP | NO | YDS | AVG | LG | TD |
|----------|------|----|-----|------|----|----|
| 9/9 | JAX | 1 | 15 | 15.0 | 15 | 0 |
| 9/16 | @DAL | 2 | 56 | 28.0 | 30 | 0 |
| 9/23 | @HOU | 1 | 18 | 18.0 | 18 | 0 |
| 9/30 | NO | | | | | |
| 10/7 | @CAR | | | | | |
| 10/11 | PHI | | | | | |
| 10/22 | @ATL | | | | | |
| 10/28 | WAS | | | | | |
| 11/12 | @SF | | | | | |
| 11/18 | TB | | | | | |
| 11/25 | @PHI | | | | | |
| 12/2 | CHI | | | | | |
| 12/9 | @WAS | | | | | |
| 12/16 | TEN | | | | | |
| 12/22-23 | @IND | | | | | |
| 12/30 | DAL | | | | | |
| TOTALS | | 4 | 89 | 22.3 | 30 | 0 |

RECEIVING

| DATE | OPP | NO | YDS | AVG | LG | TD |
|----------|------|----|-----|------|----|----|
| 9/9 | JAX | 0 | 0 | 0.0 | 0 | 0 |
| 9/16 | @DAL | 2 | 41 | 20.5 | 37 | 0 |
| 9/23 | @HOU | 1 | 15 | 15.0 | 15 | 0 |
| 9/30 | NO | | | | | |
| 10/7 | @CAR | | | | | |
| 10/11 | PHI | | | | | |
| 10/22 | @ATL | | | | | |
| 10/28 | WAS | | | | | |
| 11/12 | @SF | | | | | |
| 11/18 | TB | | | | | |
| 11/25 | @PHI | | | | | |
| 12/2 | CHI | | | | | |
| 12/9 | @WAS | | | | | |
| 12/16 | TEN | | | | | |
| 12/22-23 | @IND | | | | | |
| 12/30 | DAL | | | | | |
| TOTALS | | 3 | 56 | 18.7 | 37 | 0 |

LATIMER'S CAREER TOTALS

REGULAR SEASON

KICKOFF RETURNS

| YEAR | GP | NO | YDS | AVG | LG | TD |
|---------------|-----------|-----------|------------|-------------|-----------|----------|
| 2014 DEN | 8 | 2 | 22 | 11.0 | 14 | 0 |
| 2015 DEN | 14 | 0 | 27 | -- | 27 | 0 |
| 2016 DEN | 12 | 8 | 200 | 25.0 | 46 | 0 |
| 2017 DEN | 11 | 8 | 190 | 23.8 | 36 | 0 |
| 2018 NYG | 3 | 4 | 99 | 22.3 | 30 | 0 |
| Totals | 48 | 22 | 528 | 24.0 | 46 | 0 |

REGULAR SEASON

RECEIVING

| YEAR | GP | GS | NO | YDS | AVG | LG | TD |
|---------------|-----------|----------|-----------|------------|-------------|-----------|----------|
| 2014 DEN | 8 | 0 | 2 | 23 | 11.5 | 14 | 0 |
| 2015 DEN | 14 | 1 | 6 | 59 | 9.8 | 15 | 1 |
| 2016 DEN | 12 | 1 | 8 | 76 | 9.5 | 16 | 0 |
| 2017 DEN | 11 | 1 | 19 | 287 | 15.1 | 32 | 2 |
| 2018 NYG | 3 | 0 | 3 | 56 | 18.7 | 37 | 0 |
| Totals | 48 | 3 | 38 | 501 | 13.2 | 37 | 3 |

Additional Statistics: 2015 — 2 rushing attempts for 1 yards, 4 special teams tackles; 2016 — 6 special teams tackles; 2017 — 5 special teams tackles, 1 special teams fumble recovery.



ELI MANNING

QUARTERBACK

HT: 6-5 WT: 218

COLLEGE: MISSISSIPPI

HIGH SCHOOL: ISIDORE NEWMAN (NEW ORLEANS, LA)

HOW ACQUIRED: TRADE, (S.D. 2004)

NFL EXP.: 15TH YEAR

GIANTS EXP.: 15TH YEAR

PRO BOWLS: 2008, 2011, 2012, 2015



TRANSACTIONS:

- Originally a 1st round (1st pick overall) draft choice by the San Diego Chargers in 2004. Obtained by the Giants in a trade for quarterback Philip Rivers (whom the Giants had taken with the 4th pick), the Giants' 2004 3rd-round pick, and 2005 1st and 5th-round selections.

2018 HIGHLIGHTS:

- Started and completed 23 of 37 passes for 224 yards with one interception and a 67.8 passer rating vs. Jacksonville (9/9)...Went 11 of 12 for 98 yards in the first half with a completion percentage of 91.7%, the highest first half completion percentage of his career.
- Started and completed 33 of 44 passes for 279 yards with one touchdown, and a 98.6 passer rating at Dallas (9/16).
- Started and completed 25 of 29 passes for 297 yards and two touchdowns, with a passer rating of 132.3 at Houston (9/23)...Manning's 86.2 completion percentage is the 2nd-highest of his career (87.1 at MIA on 12/14/15).

| MANNING'S GAME-BY-GAME STATISTICS | | | | | | | | | | |
|-----------------------------------|------|-----|-----|-----|------|----|-----|----|---------|-------|
| DATE | OPP | ATT | CMP | YDS | PCT | TD | INT | LG | SK/LOST | RTG |
| 9/9 | JAX | 37 | 23 | 224 | 62.2 | 0 | 1 | 24 | 2/14 | 67.8 |
| 9/16 | @DAL | 44 | 33 | 279 | 75.0 | 1 | 0 | 37 | 6/59 | 98.6 |
| 9/23 | @HOU | 29 | 25 | 297 | 86.2 | 2 | 0 | 30 | 4/32 | 132.3 |
| 9/30 | NO | | | | | | | | | |
| 10/7 | @CAR | | | | | | | | | |
| 10/11 | PHI | | | | | | | | | |
| 10/22 | @ATL | | | | | | | | | |
| 10/28 | WAS | | | | | | | | | |
| 11/12 | @SF | | | | | | | | | |
| 11/18 | TB | | | | | | | | | |
| 11/25 | @PHI | | | | | | | | | |
| 12/2 | CHI | | | | | | | | | |
| 12/9 | @WAS | | | | | | | | | |
| 12/16 | TEN | | | | | | | | | |
| 12/22-23 | @IND | | | | | | | | | |
| 12/30 | DAL | | | | | | | | | |
| TOTALS | | 110 | 81 | 800 | 73.6 | 3 | 1 | 37 | 12/105 | 99.1 |

| MANNING'S CAREER TOTALS | | | | | | | | | | | |
|-------------------------|-----|-----|-------|-------|--------|------|-----|-----|-----|-----------|--------|
| PASSING | | | | | | | | | | | |
| YEAR | GP | GS | ATT | CMP | YDS | PCT | TD | INT | LG | SK/LOST | RATING |
| 2004 NYG | 9 | 7 | 197 | 95 | 1,043 | 48.2 | 6 | 9 | 52 | 13/83 | 55.4 |
| 2005 NYG | 16 | 16 | 557 | 294 | 3,762 | 52.8 | 24 | 17 | 78† | 28/184 | 75.9 |
| 2006 NYG | 16 | 16 | 522 | 301 | 3,244 | 57.7 | 24 | 18 | 55† | 25/186 | 77.0 |
| 2007 NYG | 16 | 16 | 529 | 297 | 3,336 | 56.1 | 23 | 20 | 60 | 27/217 | 73.9 |
| 2008 NYG | 16 | 16 | 479 | 289 | 3,238 | 60.3 | 21 | 10 | 48 | 27/174 | 86.4 |
| 2009 NYG | 16 | 16 | 509 | 317 | 4,021 | 62.3 | 27 | 14 | 74† | 30/216 | 93.1 |
| 2010 NYG | 16 | 16 | 539 | 339 | 4,002 | 62.9 | 31 | 25 | 92† | 16/117 | 85.3 |
| 2011 NYG | 16 | 16 | 589 | 359 | 4,933 | 61.0 | 29 | 16 | 99† | 28/199 | 92.9 |
| 2012 NYG | 16 | 16 | 536 | 321 | 3,948 | 59.9 | 26 | 15 | 80† | 19/136 | 87.2 |
| 2013 NYG | 16 | 16 | 551 | 317 | 3,818 | 57.5 | 18 | 27 | 70† | 39/281 | 69.4 |
| 2014 NYG | 16 | 16 | 601 | 379 | 4,410 | 63.1 | 30 | 14 | 80† | 28/187 | 92.1 |
| 2015 NYG | 16 | 16 | 618 | 387 | 4,432 | 62.6 | 35 | 14 | 87† | 27/157 | 93.6 |
| 2016 NYG | 16 | 16 | 598 | 377 | 4,027 | 63.0 | 26 | 16 | 75† | 21/142 | 86.0 |
| 2017 NYG | 15 | 15 | 571 | 352 | 3,468 | 61.6 | 19 | 13 | 77† | 31/189 | 80.4 |
| 2018 NYG | 3 | 3 | 110 | 81 | 800 | 73.6 | 3 | 1 | 37 | 12/105 | 99.1 |
| Totals | 219 | 217 | 7,506 | 4,505 | 52,482 | 60.0 | 342 | 229 | 99† | 371/2,573 | 83.7 |

MANNING'S CAREER TOTALS

RUSHING

| YEAR | ATT | YDS | AVG | LG | TD |
|---------------|------------|------------|------------|-----------|----------|
| 2004 NYG | 6 | 35 | 5.8 | 15 | 0 |
| 2005 NYG | 29 | 80 | 2.8 | 14 | 1 |
| 2006 NYG | 25 | 21 | 0.8 | 9 | 0 |
| 2007 NYG | 29 | 69 | 2.4 | 18 | 1 |
| 2008 NYG | 20 | 10 | 0.5 | 13 | 1 |
| 2009 NYG | 17 | 65 | 3.8 | 14 | 0 |
| 2010 NYG | 32 | 70 | 2.2 | 16 | 0 |
| 2011 NYG | 35 | 15 | 0.4 | 12 | 1 |
| 2012 NYG | 20 | 30 | 1.5 | 13 | 0 |
| 2013 NYG | 18 | 36 | 2.0 | 14 | 0 |
| 2014 NYG | 12 | 31 | 2.6 | 18 | 1 |
| 2015 NYG | 20 | 61 | 3.1 | 18 | 0 |
| 2016 NYG | 21 | -9 | -.4 | 6 | 0 |
| 2017 NYG | 12 | 26 | 2.2 | 14 | 1 |
| 2018 NYG | 5 | 5 | 1.0 | 2 | 0 |
| Totals | 301 | 545 | 1.8 | 18 | 6 |

MANNING'S POST SEASON CAREER TOTALS

POSTSEASON

| YEAR | GP | GS | ATT | CMP | YDS | PCT | TD | INT | LG | SK/LOST | RAT- ING |
|---------------|-----------|-----------|------------|------------|-------------|-------------|-----------|----------|-----------|---------------|-------------|
| 2005 NYG | 1 | 1 | 18 | 10 | 113 | 55.6 | 0 | 3 | 25 | 4/22 | 35.0 |
| 2006 NYG | 1 | 1 | 27 | 16 | 161 | 59.3 | 2 | 1 | 29 | 1/7 | 85.6 |
| 2007 NYG | 4 | 4 | 119 | 72 | 854 | 60.5 | 6 | 1 | 52t | 9/47 | 95.7 |
| 2008 NYG | 1 | 1 | 29 | 15 | 169 | 51.7 | 0 | 2 | 34 | 0/0 | 40.7 |
| 2011 NYG | 4 | 4 | 163 | 106 | 1219 | 65.0 | 9 | 1 | 72t | 11/75 | 103.3 |
| 2016 NYG | 1 | 1 | 44 | 23 | 299 | 53.3 | 1 | 1 | 51 | 2/4 | 72.1 |
| Totals | 12 | 12 | 400 | 242 | 2815 | 60.5 | 18 | 9 | 72 | 27/155 | 87.4 |

Additional Statistics: 2006 – 2 carries for 4 yards; 2007 - 8 carries for 10 yards; 2008 - 1 carry for 0 yards; 2011 – 8 carries for 20 yards; 2016 – 1 carry for 11 yards; 2018 – 5 carries for 5 yards.

MANNING'S SEASON SUPERLATIVES

NFC Offensive Player of the Month: November 2008

NFC Offensive Player of the Week: 2006 Week 2

NFC Offensive Player of the Week: 2011 Week 3

NFC Offensive Player of the Week: 2015 Week 5

NFC Offensive Player of the Week: 2015 Week 14



KAREEM MARTIN

LINEBACKER
HT: 6-6 WT: 263
COLLEGE - NORTH CAROLINA
HIGH SCHOOL - ROANOKE RAPIDS (N.C.)
HOW ACQUIRED - FREE AGENT (2018)
NFL EXP. - 5TH YEAR
GIANTS EXP. - 1ST YEAR

TRANSACTIONS:

- Originally a 3rd round (84th pick overall) draft choice by the Arizona Cardinals in 2014...Signed as a free agent by the Giants on March 15, 2018.

2018 HIGHLIGHTS:

- Made his Giants debut at linebacker and assisted on three tackles, while recording a half-sack for a loss of four yards vs. Jacksonville (9/9).
- Started at linebacker and had two tackles (one solo) with one quarterback hit at Dallas (9/16).
- Started at linebacker and assisted on two tackles, with one pass defended, and had four quarterback hits, at Houston (9/23).

MARTIN'S GAME-BY-GAME STATISTICS

| DATE | OPP | T | A | TOT | SKS | FF | FR |
|---------------|------|----------|----------|----------|------------|----------|----------|
| 9/9 | JAX | 0 | 3 | 3 | 0.0 | 0 | 0 |
| 9/16 | @DAL | 1 | 1 | 2 | 0.0 | 0 | 0 |
| 9/23 | @HOU | 0 | 2 | 2 | 0.0 | 0 | 0 |
| 9/30 | NO | | | | | | |
| 10/7 | @CAR | | | | | | |
| 10/11 | PHI | | | | | | |
| 10/22 | @ATL | | | | | | |
| 10/28 | WAS | | | | | | |
| 11/12 | @SF | | | | | | |
| 11/18 | TB | | | | | | |
| 11/25 | @PHI | | | | | | |
| 12/2 | CHI | | | | | | |
| 12/9 | @WAS | | | | | | |
| 12/16 | TEN | | | | | | |
| 12/22-23 | @IND | | | | | | |
| 12/30 | DAL | | | | | | |
| TOTALS | | 1 | 6 | 7 | 0.0 | 0 | 0 |

MARTIN'S CAREER TOTALS

REGULAR SEASON

TACKLES

| YEAR | GP | GS | T | A | TOT | SKS | FF | FR |
|---------------|-----------|-----------|-----------|-----------|-----------|------------|----------|----------|
| 2014 ARI | 11 | 2 | 8 | 0 | 8 | 1.0 | 1 | 0 |
| 2015 ARI | 16 | 2 | 4 | 5 | 9 | 1.5 | 1 | 0 |
| 2016 ARI | 13 | 0 | 5 | 1 | 6 | 1.0 | 1 | 0 |
| 2017 ARI | 16 | 10 | 18 | 5 | 23 | 1.0 | 1 | 0 |
| 2018 NYG | 3 | 3 | 4 | 2 | 7 | 0.0 | 0 | 0 |
| Totals | 59 | 17 | 36 | 17 | 53 | 4.5 | 4 | 0 |

INTERCEPTIONS

| YEAR | NO | YDS | AVG | LG | TD |
|---------------|----------|----------|------------|----------|----------|
| 2017 SF | 1 | 7 | 7.0 | 7 | 0 |
| Totals | 1 | 7 | 7.0 | 7 | 0 |

Additional Statistics: 2014 – 1 pass defended; 2015 – 2 special teams tackles; 2016 – 6 special teams tackles, 1 special teams forced fumble; 2017 – 1 interception, returned 7 yards, 3 passes defended, 1 special teams tackle; 2018 – 5 quarterback hits, 1 pass defended.



KAMRIN MOORE

DEFENSIVE BACK

HT: 5-11 WT: 200

COLLEGE – BOSTON COLLEGE

HIGH SCHOOL – BISHOP DENIS J. O'CONNELL
[ARLINGTON, VA.]

HOW ACQUIRED – FREE AGENT [2018]

NFL EXP: ROOKIE

TRANSACTIONS:

- Originally a 6th round (189th pick overall) draft choice by the New Orleans Saints in 2018...Signed as a free agent by the Giants on March 15, 2018.

2018 HIGHLIGHTS:

- Inactive vs. Jacksonville (9/9).
- Inactive at Dallas (9/16).
- Inactive at Houston (9/23).


MOORE'S GAME-BY-GAME STATISTICS

[illegible]

MOORE'S CAREER TOTALS

[illegible]

52



ALEC OGLETREE

LINEBACKER

HT: 6-2 WT: 254

COLLEGE – GEORGIA

HIGH SCHOOL – NEWNAN (GA.)

HOW ACQUIRED – TRADE (L.A. RAMS, 2018)

NFL EXP. – 6TH YEAR

GIANTS EXP. – 1ST YEAR

TRANSACTIONS:

- Originally a first round (30th pick overall) draft choice by the St. Louis Rams in 2013...Traded to the Giants on March 14, 2018 for 4th and 6th-round draft choices.

2018 HIGHLIGHTS:

- Made his Giants debut at linebacker and recorded seven tackles (five solo) and one pass defended vs. Jacksonville (9/9).
- Started at linebacker and led the team with six solo tackles at Dallas (9/16).
- Started at linebacker and had five tackles (two solo), with one interception and one pass defended at Houston (9/23).

OGLETREE'S GAME-BY-GAME STATISTICS

| DATE | OPP | T | A | TOT | SKS | FF | FR |
|---------------|------|-----------|----------|-----------|------------|----------|----------|
| 9/9 | JAX | 3 | 4 | 7 | 0.0 | 0 | 0 |
| 9/16 | @DAL | 6 | 0 | 6 | 0.0 | 0 | 0 |
| 9/23 | @HOU | 2 | 3 | 5 | 0.0 | 0 | 0 |
| 9/30 | NO | | | | | | |
| 10/7 | @CAR | | | | | | |
| 10/11 | PHI | | | | | | |
| 10/22 | @ATL | | | | | | |
| 10/28 | WAS | | | | | | |
| 11/12 | @SF | | | | | | |
| 11/18 | TB | | | | | | |
| 11/25 | @PHI | | | | | | |
| 12/2 | CHI | | | | | | |
| 12/9 | @WAS | | | | | | |
| 12/16 | TEN | | | | | | |
| 12/22-23 | @IND | | | | | | |
| 12/30 | DAL | | | | | | |
| TOTALS | | 11 | 7 | 18 | 0.0 | 0 | 0 |

INTERCEPTIONS

| YEAR | NO | YDS | AVG | LG | TD |
|---------------|----------|------------|-------------|------------|----------|
| 2013 STL | 1 | 98 | 98.0 | 98† | 1 |
| 2014 STL | 2 | 44 | 22.0 | 44 | 0 |
| 2015 STL | 0 | 0 | 0.0 | 0 | 0 |
| 2016 LAR | 2 | 15 | 7.5 | 9 | 0 |
| 2017 LAR | 1 | 41 | 41.0 | 41† | 1 |
| 2018 NYG | 1 | 0 | 0.0 | 0 | 0 |
| Totals | 7 | 198 | 28.1 | 98† | 2 |

Additional Statistics: 2013 – 10 passes defended; 2014 – 12 passes defended; 2016 – 11 passes defended; 2017 – 10 passes defended; 2018 – 2 passes defended

OGLETREE'S CAREER TOTALS

REGULAR SEASON

| | TACKLES | | | | | | | |
|---------------|-----------|-----------|------------|------------|------------|------------|-----------|----------|
| YEAR | GP | GS | T | A | TOT | SKS | FF | FR |
| 2013 STL | 16 | 16 | 124 | 31 | 155 | 1.5 | 6 | 0 |
| 2015 STL | 16 | 16 | 110 | 59 | 169 | 0.0 | 5 | 0 |
| 2016 STL | 4 | 4 | 46 | 9 | 55 | 2.0 | 0 | 0 |
| 2017 LAR | 16 | 16 | 132 | 39 | 171 | 0.0 | 1 | 1 |
| 2017 LAR | 15 | 15 | 63 | 32 | 95 | 2.0 | 1 | 1 |
| 2018 NYG | 3 | 3 | 11 | 7 | 18 | 0.0 | 0 | 0 |
| Totals | 70 | 70 | 486 | 177 | 663 | 5.5 | 13 | 2 |

POSTSEASON

| | TACKLES | | | | | | | |
|---------------|----------|----------|----------|----------|----------|------------|----------|----------|
| YEAR | GP | GS | T | A | TOT | SKS | FF | FR |
| 2017 LAR | 1 | 1 | 5 | 0 | 5 | 0.0 | 0 | 0 |
| Totals | 1 | 1 | 5 | 0 | 5 | 0.0 | 0 | 0 |



PATRICK OMAMEH

OFFENSIVE LINEMAN

HT: 6-5 WT: 322

COLLEGE – MICHIGAN

HIGH SCHOOL: ST. FRANCIS DE SALES (COLUMBUS, OHIO)

HOW ACQUIRED – FREE AGENT (2018)

NFL EXP. – 6TH YEAR

GIANTS EXP. – 1ST YEAR

TRANSACTIONS:

- Originally signed as an undrafted rookie by the San Francisco 49ers on May 7, 2013...Waived by San Francisco on Aug. 31, 2013...Signed to San Francisco's practice squad on Sept. 2, 2013...Signed by the Tampa Bay Buccaneers from San Francisco's practice squad on Oct. 11, 2013...Waived by Tampa Bay on Sept. 4, 2015...Claimed off waivers by the Chicago Bears on Sept. 6, 2015...Signed as a free agent by the Jacksonville Jaguars on June 2, 2016...Signed by the Giants on March 16, 2018.

2018 HIGHLIGHTS:

- Made his Giants debut starting at right guard vs. Jacksonville (9/9).
- Started at right guard at Dallas (9/16).
- Started at right guard at Houston (9/23).


OMAMEH'S GAMES STARTED/PLAYED

REGULAR SEASON GAMES PLAYED/STARTED

| YEAR | GP | GS |
|---------------|-----------|-----------|
| 2014 TB | 16 | 16 |
| 2015 CHI | 14 | 9 |
| 2016 JAC | 10 | 7 |
| 2017 JAC | 13 | 13 |
| 2018 NYG | 3 | 3 |
| Totals | 56 | 48 |

OMAMEH'S GAMES STARTED/PLAYED

| DATE | OPP | GP | GS |
|---------------|------|----------|----------|
| 9/9 | JAX | 1 | 1 |
| 9/16 | @DAL | 1 | 1 |
| 9/23 | @HOU | 1 | 1 |
| 9/30 | NO | | |
| 10/7 | @CAR | | |
| 10/11 | PHI | | |
| 10/22 | @ATL | | |
| 10/28 | WAS | | |
| 11/12 | @SF | | |
| 11/18 | TB | | |
| 11/25 | @PHI | | |
| 12/2 | CHI | | |
| 12/9 | @WAS | | |
| 12/16 | TEN | | |
| 12/22-23 | @IND | | |
| 12/30 | DAL | | |
| TOTALS | | 3 | 3 |



ELI PENNY

RUNNING BACK
HT: 6-2 WT: 234
COLLEGE – IDAHO
HIGH SCHOOL – NORWALK (CALIF.)
HOW ACQUIRED – FREE AGENT (2018)
NFL EXP. – 2ND YEAR
GIANTS EXP. – 1ST YEAR

TRANSACTIONS:

- Signed as a rookie free agent by the Arizona Cardinals on May 9, 2016...Waived on Sept. 3, 2016... Signed to Arizona's practice squad on Sept. 4, 2016... Signed by Arizona to a reserve/futures contract on Jan. 3, 2017...Waived by Arizona on Sept. 1, 2018...Signed to Arizona's practice squad on Sept. 2, 2018...Signed by the Giants off Arizona's practice squad on Sept. 19, 2018.

2018 HIGHLIGHTS:

- Made his Giants debut and saw action at fullback at Houston (9/23).

PENNY'S CAREER TOTALS

| REGULAR SEASON | | | RUSHING | | | | | RECEIVING | | | | |
|----------------|----|----|---------|-----|-----|----|----|-----------|-----|-----|----|----|
| YEAR | GP | GS | ATT | YDS | AVG | LG | TD | NO | YDS | AVG | LG | TD |
| 2017 ARI | 16 | 0 | 31 | 124 | 4.0 | 14 | 2 | 4 | 38 | 9.5 | 18 | 1 |
| 2018 NYG | 1 | 0 | 0 | 0 | 0.0 | 0 | 0 | 0 | 0 | 0.0 | 0 | 0 |
| Totals | 17 | 0 | 31 | 124 | 4.0 | 14 | 2 | 4 | 38 | 9.5 | 18 | 1 |

Additional statistics: 2017 – 11 special teams tackles.

PENNY'S GAME-BY-GAME STATISTICS

| DATE | OPP | RUSHING | | | | | RECEIVING | | | | |
|---------------|------|---------------|----------|------------|----------|----------|-----------|----------|------------|----------|----------|
| | | ATT | YDS | AVG | LG | TD | NO | YDS | AVG | LG | TD |
| 9/9 | JAX | Not On Roster | | | | | | | | | |
| 9/16 | @DAL | Not On Roster | | | | | | | | | |
| 9/23 | @HOU | Not On Roster | | | | | | | | | |
| 9/30 | NO | | | | | | | | | | |
| 10/7 | @CAR | | | | | | | | | | |
| 10/11 | PHI | | | | | | | | | | |
| 10/22 | @ATL | | | | | | | | | | |
| 10/28 | WAS | | | | | | | | | | |
| 11/12 | @SF | | | | | | | | | | |
| 11/18 | TB | | | | | | | | | | |
| 11/25 | @PHI | | | | | | | | | | |
| 12/2 | CHI | | | | | | | | | | |
| 12/9 | @WAS | | | | | | | | | | |
| 12/16 | TEN | | | | | | | | | | |
| 12/22-23 | @IND | | | | | | | | | | |
| 12/30 | DAL | | | | | | | | | | |
| TOTALS | | 0 | 0 | 0.0 | 0 | 0 | 0 | 0 | 0.0 | 0 | 0 |

PENNY'S CAREER TOTALS

| REGULAR SEASON | | | RUSHING | | | RECEIVING | | | | | | |
|----------------|----|----|---------|-----|-----|-----------|----|----|-----|-----|----|----|
| YEAR | GP | GS | ATT | YDS | AVG | LG | TD | NO | YDS | AVG | LG | TD |
| 2008 CAR | 16 | 0 | 31 | 124 | 4.0 | 14 | 2 | 4 | 38 | 9.5 | 18 | 1 |
| 2018 NYG | 1 | 0 | 0 | 0 | 0.0 | 0 | 0 | 0 | 0 | 0.0 | 0 | 0 |
| Totals | 17 | 0 | 31 | 124 | 4.0 | 14 | 2 | 4 | 38 | 9.5 | 18 | 1 |

Additional statistics: 2017 — 11 special teams tackles.



SPENCER PULLEY

CENTER/GUARD

HT: 6-4 WT: 308

COLLEGE – VANDERBILT

HIGH SCHOOL – EVANGELICAL CHRISTIAN [CORDOVA, TENN.]

HOW ACQUIRED – FREE AGENT [2018]

NFL EXP: 3RD YEAR

TRANSACTIONS:

- Originally signed as an undrafted free agent by the San Diego Chargers on May 2, 2016...Waived by the Chargers on Sept. 1, 2018...Signed by the Giants on Sept. 2, 2018.

2018 HIGHLIGHTS:

- Inactive vs. Jacksonville (9/9).
- Inactive at Dallas (9/16).
- Saw action on special teams at Houston (9/23).

PULLEY'S GAMES PLAYED/STARTED

| DATE | OPP | GP | GS |
|---------------|------|----------|----------|
| 9/9 | JAX | 0 | 0 |
| 9/16 | @DAL | 0 | 0 |
| 9/23 | @HOU | 1 | 0 |
| 9/30 | NO | | |
| 10/7 | @CAR | | |
| 10/11 | PHI | | |
| 10/22 | @ATL | | |
| 10/28 | WAS | | |
| 11/12 | @SF | | |
| 11/18 | TB | | |
| 11/25 | @PHI | | |
| 12/2 | CHI | | |
| 12/9 | @WAS | | |
| 12/16 | TEN | | |
| 12/22-23 | @IND | | |
| 12/30 | DAL | | |
| TOTALS | | 1 | 0 |

PULLEY'S GAMES PLAYED/STARTED

REGULAR SEASON GAMES PLAYED/STARTED

| YEAR | GP | GS |
|---------------|-----------|-----------|
| 2016 SD | 16 | 0 |
| 2017 LAC | 16 | 16 |
| 2018 NYG | 1 | 0 |
| Totals | 33 | 16 |



CURTIS RILEY

DEFENSIVE BACK

HT: 6-0 WT: 203

COLLEGE – FRESNO STATE

HIGH SCHOOL – UNIVERSITY (ORLANDO, FLA.)

HOW ACQUIRED – FREE AGENT (2018)

NFL EXP. – 3RD YEAR

GIANTS EXP. – 1ST YEAR

TRANSACTIONS:

- Signed as a rookie free agent by the Tennessee Titans on May 11, 2015...Waived injured by Tennessee on Aug. 10, 2015 and subsequently reverted to injured reserve...Waived by Tennessee on Sept. 3, 2016...Signed to Tennessee's practice squad on Sept. 4, 2016...Signed to Tennessee's active roster on Sept. 22, 2016...Signed as a free agent by the Giants on March 16, 2018.

2018 HIGHLIGHTS:

- Made his Giants debut with his first NFL start at safety and had five tackles (four solo), while recording one tackle on special teams vs. Jacksonville (9/9).
- Started at free safety and recorded five tackles (four solo) at Dallas (9/16).
- Started at free safety and had six tackles (three solo) and one special teams tackle, at Houston (9/23).


RILEY’S GAME-BY-GAME STATISTICS

| DATE | TACKLES | | | | | | INTERCEPTIONS | | | | | |
|----------|---------|----|---|-----|----|----|---------------|----|-----|-----|----|----|
| | OPP | T | A | TOT | PD | FF | FR | NO | YDS | AVG | LG | TD |
| 9/9 | JAX | 4 | 1 | 5 | 0 | 0 | 0 | 0 | 0 | 0.0 | 0 | 0 |
| 9/16 | @DAL | 4 | 1 | 5 | 0 | 0 | 0 | 0 | 0 | 0.0 | 0 | 0 |
| 9/23 | @HOU | 3 | 3 | 6 | 0 | 0 | 0 | 0 | 0 | 0.0 | 0 | 0 |
| 9/30 | NO | | | | | | | | | | | |
| 10/7 | @CAR | | | | | | | | | | | |
| 10/11 | PHI | | | | | | | | | | | |
| 10/22 | @ATL | | | | | | | | | | | |
| 10/28 | WAS | | | | | | | | | | | |
| 11/12 | @SF | | | | | | | | | | | |
| 11/18 | TB | | | | | | | | | | | |
| 11/25 | @PHI | | | | | | | | | | | |
| 12/2 | CHI | | | | | | | | | | | |
| 12/9 | @WAS | | | | | | | | | | | |
| 12/16 | TEN | | | | | | | | | | | |
| 12/22-23 | @IND | | | | | | | | | | | |
| 12/30 | DAL | | | | | | | | | | | |
| TOTALS | | 11 | 5 | 16 | 0 | 0 | 0 | 0 | 0 | 0.0 | 0 | 0 |

RILEY’S CAREER TOTALS

| REGULAR SEASON | | | TACKLES | | | | | | INTERCEPTIONS | | | | |
|----------------|----|----|---------|---|-----|----|----|----|---------------|-----|-----|----|----|
| YEAR | GP | GS | T | A | TOT | PD | FF | FR | NO | YDS | AVG | LG | TD |
| 2016 TEN | 4 | 0 | 0 | 0 | 0 | 0 | 0 | 0 | 0 | 0 | 0.0 | 0 | 0 |
| 2017 TEN | 7 | 0 | 7 | 4 | 11 | 2 | 0 | 1 | 2 | 2 | 2.0 | 2 | 0 |
| 2018 NYG | 3 | 3 | 11 | 5 | 16 | 0 | 0 | 0 | 0 | 0 | 0.0 | 0 | 0 |
| Totals | 14 | 3 | 18 | 9 | 27 | 2 | 0 | 1 | 2 | 2 | 2.0 | 2 | 0 |

Additional statistics: 2018 – 2 special teams tackles.



ALDRICK ROSAS

KICKER

HT: 6-3 WT: 233

COLLEGE – SOUTHERN OREGON

HIGH SCHOOL – ORLAND [CALIF.]

HOW ACQUIRED – FREE AGENT (2017)

NFL EXP. – 2ND YEAR

GIANTS EXP. – 2ND YEAR

TRANSACTIONS:

- Originally signed as a rookie free agent by the Tennessee Titans on May 9, 2016...Waived by Tennessee on Sept. 2, 2016...Signed to a reserve/future contract by the Giants on Jan. 19, 2017.

2018 HIGHLIGHTS:

- Connected on all three of his field goal attempts (27, 31, 44 yards), and had three touchbacks on five kickoffs vs. Jacksonville (9/9).
- Made both of his field goal attempts (28, 38 yards), and recorded two touchbacks on four kickoffs at Dallas (9/16).
- Connected on both of his field goal attempts (44, 30 yards), and hit all three of his extra points attempts at Houston (9/23).

ROSAS' GAME-BY-GAME STATISTICS

| DATE | OPP | PAT | ATT | FG | FGA | PCT | LG | PTS |
|---------------|------|----------|----------|----------|----------|--------------|------------|-----------|
| 9/9 | JAX | 0 | 0 | 3 | 3 | 100.0 | 44 | 9 |
| 9/16 | @DAL | 1 | 1 | 2 | 2 | 100.0 | 38 | 7 |
| 9/23 | @HOU | 3 | 3 | 2 | 2 | 100.0 | 44 | 12 |
| 9/30 | NO | | | | | | | |
| 10/7 | @CAR | | | | | | | |
| 10/11 | PHI | | | | | | | |
| 10/22 | @ATL | | | | | | | |
| 10/28 | WAS | | | | | | | |
| 11/12 | @SF | | | | | | | |
| 11/18 | TB | | | | | | | |
| 11/25 | @PHI | | | | | | | |
| 12/2 | CHI | | | | | | | |
| 12/9 | @WAS | | | | | | | |
| 12/16 | TEN | | | | | | | |
| 12/22-23 | @IND | | | | | | | |
| 12/30 | DAL | | | | | | | |
| TOTALS | | 4 | 4 | 7 | 7 | 100.0 | 44† | 28 |

ROSAS' CAREER TOTALS

REGULAR SEASON


| YEAR | GP | PAT | ATT | FG | FGA | PCT | LG | PTS |
|---------------|-----------|-----------|-----------|-----------|-----------|-------------|-----------|-----------|
| 2017 NYG | 16 | 20 | 23 | 18 | 25 | 72.0 | 52 | 74 |
| 2018 NYG | 3 | 4 | 4 | 7 | 7 | 100.0 | 44 | 25 |
| Totals | 19 | 25 | 28 | 25 | 32 | 78.1 | 52 | 98 |

FIELD GOAL ACCURACY

| YEAR | 1-19 | 20-29 | 30-39 | 40-49 | 50+ | TOTAL | PCT |
|---------------|------------|--------------|------------|-------------|------------|--------------|-------------|
| 2017 NYG | 0-0 | 8-8 | 3-5 | 4-9 | 3-3 | 18-25 | 72.0 |
| 2018 NYG | 0-0 | 2-2 | 3-3 | 2-2 | 0-0 | 7-7 | 100.0 |
| Totals | 0-0 | 10-10 | 6-8 | 6-11 | 3-3 | 25-32 | 78.1 |

TOUCHBACKS

| YEAR | KO'S | TBS | PCT |
|---------------|-----------|-----------|-------------|
| 2017 NYG | 60 | 26 | 43.3 |
| 2018 NYG | 13 | 9 | 69.2 |
| Totals | 73 | 35 | 47.9 |



RUSSELL SHEPARD

WIDE RECEIVER

HT: 6-1 WT: 199

COLLEGE - LSU

HIGH SCHOOL - CYPRESS RIDGE (HOUSTON)

HOW ACQUIRED - FREE AGENT (2018)

NFL EXP. - 6TH YEAR

GIANTS EXP. - 1ST YEAR

TRANSACTIONS:

- Originally signed as a rookie free agent by the Philadelphia Eagles on May 10, 2013...Waived by Philadelphia on Aug. 31, 2013...Awarded off waivers to the Tampa Bay Buccaneers on Sept. 1, 2013...Signed as a free agent by the Carolina Panthers on March 10, 2017...Released by Carolina on May 14, 2018...Signed as a free agent by the Giants on May 21, 2018.

2018 HIGHLIGHTS:

- Made his Giants debut and saw action at wide receiver and on special teams vs. Jacksonville (9/9).
- Saw action at wide receiver and on special teams at Dallas (9/16).
- Saw action at wide receiver and on special teams at Houston (9/23).

SHEPARD'S GAME-BY-GAME STATISTICS

| DATE | OPP | NO | YDS | AVG | LG | TD |
|---------------|------|----------|----------|------------|----------|----------|
| 9/9 | JAX | 0 | 0 | 0.0 | 0 | 0 |
| 9/16 | @DAL | 0 | 0 | 0.0 | 0 | 0 |
| 9/23 | @HOU | 0 | 0 | 0.0 | 0 | 0 |
| 9/30 | NO | | | | | |
| 10/7 | @CAR | | | | | |
| 10/11 | PHI | | | | | |
| 10/22 | @ATL | | | | | |
| 10/28 | WAS | | | | | |
| 11/12 | @SF | | | | | |
| 11/18 | TB | | | | | |
| 11/25 | @PHI | | | | | |
| 12/2 | CHI | | | | | |
| 12/9 | @WAS | | | | | |
| 12/16 | TEN | | | | | |
| 12/22-23 | @IND | | | | | |
| 12/30 | DAL | | | | | |
| TOTALS | | 0 | 0 | 0.0 | 0 | 0 |

SHEPARD'S CAREER TOTALS

REGULAR SEASON

RECEIVING

| YEAR | GP | GS | NO | YDS | AVG | LG | TD |
|---------------|-----------|----------|-----------|------------|-------------|------------|----------|
| 2013 TB | 14 | 0 | 0 | 0 | 0.0 | 0 | 0 |
| 2014 TB | 16 | 0 | 4 | 63 | 15.8 | 23 | 0 |
| 2015 TB | 13 | 2 | 3 | 28 | 9.3 | 18 | 1 |
| 2016 TB | 14 | 4 | 23 | 341 | 14.8 | 24 | 2 |
| 2017 CAR | 15 | 3 | 17 | 202 | 11.9 | 40t | 1 |
| 2018 NYG | 3 | 0 | 0 | 0 | 0.0 | 0 | 0 |
| Totals | 75 | 9 | 47 | 634 | 13.5 | 40T | 4 |

Additional statistics: 2013 – 6 special teams tackles; 2014 – 14 special teams tackles; 2015 – 10 special teams tackles; 2016 – 2 special teams tackles; 2017 – 3 kickoff returns for 65 yards (21.7-yard avg.), long of 33.



STERLING SHEPARD

WIDE RECEIVER

HT: 5-10 WT: 203

COLLEGE – OKLAHOMA

HIGH SCHOOL – HERITAGE HALL (OKLAHOMA CITY)

HOW ACQUIRED – DRAFT 2016 (2ND ROUND)

NFL EXP. – 3RD YEAR

GIANTS EXP. – 3RD YEAR

TRANSACTIONS:

- Originally a 2nd round (40th pick overall) draft choice by the Giants in 2016.

2018 HIGHLIGHTS:

- Caught five passes for 48 yards vs. Jacksonville (9/9).
- Started at wide receiver and caught three passes for 24 yards at Dallas (9/16).
- Started at wide receiver and caught six passes for 80 yards, including a 7-yard touchdown at Houston (9/23).

| SHEPARD'S CAREER TOTALS | | | | | | |
|-------------------------|------|----|-----|------|----|----|
| DATE | OPP | NO | YDS | AVG | LG | TD |
| 9/9 | JAX | 5 | 48 | 9.6 | 16 | 0 |
| 9/16 | @DAL | 3 | 24 | 8.0 | 14 | 0 |
| 9/23 | @HOU | 6 | 80 | 13.3 | 24 | 1 |
| 9/30 | NO | | | | | |
| 10/7 | @CAR | | | | | |
| 10/11 | PHI | | | | | |
| 10/22 | @ATL | | | | | |
| 10/28 | WAS | | | | | |
| 11/12 | @SF | | | | | |
| 11/18 | TB | | | | | |
| 11/25 | @PHI | | | | | |
| 12/2 | CHI | | | | | |
| 12/9 | @WAS | | | | | |
| 12/16 | TEN | | | | | |
| 12/22-23 | @IND | | | | | |
| 12/30 | DAL | | | | | |
| TOTALS | | 14 | 152 | 10.9 | 24 | 1 |

| SHEPARD'S CAREER TOTALS | | | | | | | |
|-------------------------|----|----|-----------|-------|------|-----|----|
| REGULAR SEASON | | | RECEIVING | | | | |
| YEAR | GP | GS | NO | YDS | AVG | LG | TD |
| 2016 NYG | 16 | 16 | 65 | 683 | 10.5 | 32t | 8 |
| 2017 NYG | 11 | 10 | 59 | 731 | 12.4 | 77t | 2 |
| 2018 NYG | 3 | 3 | 14 | 125 | 10.9 | 24 | 1 |
| Totals | 30 | 29 | 138 | 1,566 | 11.3 | 77 | 11 |

| REGULAR SEASON | | | RUSHING | | | | |
|----------------|----|-----|---------|------|----|----|--|
| YEAR | GP | ATT | YDS | AVG | LG | TD | |
| 2016 NYG | 16 | 3 | 31 | 10.3 | 22 | 0 | |
| 2017 NYG | 11 | 4 | 4 | 1.1 | 12 | 0 | |
| 2018 NYG | 3 | 0 | 0 | 0.0 | 0 | 0 | |
| Totals | 30 | 7 | 35 | 5.0 | 22 | 0 | |



SCOTT SIMONSON

TIGHT END
HT: 6-5 WT: 261
COLLEGE – ASSUMPTION
HIGH SCHOOL – MIDDLETOWN (N.J.)
HOW ACQUIRED – FREE AGENT (2018)
NFL EXP. – 5TH YEAR
GIANTS EXP. – 1ST YEAR

TRANSACTIONS:

Originally signed as a rookie free agent by the Oakland Raiders on May 16, 2014...Waived by Oakland on Aug. 30, 2014...Signed to Oakland's practice squad (On Sept. 1, 2014)...Signed to Oakland's active roster on Dec. 6, 2014...Waived by Oakland on June 4, 2015...Signed by the Carolina Panthers on June 10, 2015...Waived by Carolina on Sept. 5, 2015...Signed to Carolina's practice squad on Sept. 7, 2015...Signed to Carolina's active roster on Oct. 23, 2015...Waived by Carolina on Oct. 15, 2016...Re-signed by Carolina on Oct. 18, 2016...Waived by Carolina on Nov. 4, 2016...Signed to Carolina's practice squad on Nov. 9, 2016...Signed to a reserve/futures contract by Carolina on Nov. 9, 2016...Signed as a free agent by the Giants on June 12, 2018.

2018 HIGHLIGHTS:

- In Giants debut, saw action at tight end vs. Jacksonville (9/9).
- Saw action at tight end and special teams at Dallas (9/16).
- Saw action at tight end and recorded one tackle on special teams at Houston (9/23).

SIMONSON'S GAME-BY-GAME STATISTICS

| DATE | OPP | NO | YDS | AVG | LG | TD |
|---------------|------|----------|----------|------------|----------|----------|
| 9/9 | JAX | 0 | 0 | 0.0 | 0 | 0 |
| 9/16 | @DAL | 0 | 0 | 0.0 | 0 | 0 |
| 9/23 | @HOU | 0 | 0 | 0.0 | 0 | 0 |
| 9/30 | NO | | | | | |
| 10/7 | @CAR | | | | | |
| 10/11 | PHI | | | | | |
| 10/22 | @ATL | | | | | |
| 10/28 | WAS | | | | | |
| 11/12 | @SF | | | | | |
| 11/18 | TB | | | | | |
| 11/25 | @PHI | | | | | |
| 12/2 | CHI | | | | | |
| 12/9 | @WAS | | | | | |
| 12/16 | TEN | | | | | |
| 12/22-23 | @IND | | | | | |
| 12/30 | DAL | | | | | |
| TOTALS | | 0 | 0 | 0.0 | 0 | 0 |

SIMONSON'S CAREER TOTALS

| REGULAR SEASON | | | RECEIVING | | | | |
|----------------|-----------------|----------|-----------|-----------|-------------|-----------|----------|
| YEAR | GP | GS | NO | YDS | AVG | LG | TD |
| 2014 OAK | 4 | 0 | 0 | 0 | 0.0 | 0 | 0 |
| 2015 CAR | 9 | 0 | 1 | 10 | 10.0 | 10 | 0 |
| 2016 CAR | 5 | 1 | 0 | 0 | 0.0 | 0 | 0 |
| 2017 CAR | Injured Reserve | | | | | | |
| 2018 NYG | 3 | 0 | 0 | 0 | 0.0 | 0 | 0 |
| Totals | 21 | 1 | 1 | 10 | 10.0 | 10 | 0 |

Additional statistics: 2018 – 1 special teams tackle.



NATE SOLDER

TACKLE
HT: 6-8 WT: 320
COLLEGE – COLORADO
HIGH SCHOOL – BUENA VISTA [COL.]
HOW ACQUIRED – FREE AGENT (2018)
NFL EXP. – 8TH YEAR
GIANTS EXP. – 1ST YEAR

TRANSACTIONS:

- Originally a first round (17th pick overall) draft choice by the New England Patriots in 2011...Signed as a free agent by the Giants on March 15, 2018.

2018 HIGHLIGHTS:

- In Giants debut, started at right tackle vs. Jacksonville (9/9).
- Started at right tackle and recorded his 100th career game played, at Dallas (9/16).
- Started at right tackle at Houston (9/23).


SOLDER'S GAMES PLAYED/STARTED

REGULAR SEASON GAMES PLAYED/STARTED

| YEAR | GP | GS |
|---------------|------------|-----------|
| 2011 NE | 16 | 13 |
| 2012 NE | 16 | 16 |
| 2013 NE | 15 | 15 |
| 2014 NE | 16 | 16 |
| 2015 NE | 4 | 4 |
| 2016 NE | 15 | 15 |
| 2017 NE | 16 | 16 |
| 2018 NYG | 3 | 3 |
| Totals | 101 | 98 |


SOLDER'S GAMES PLAYED/STARTED

| DATE | OPP | GP | GS |
|---------------|------|----------|----------|
| 9/9 | JAX | 1 | 1 |
| 9/16 | @DAL | 1 | 1 |
| 9/23 | @HOU | 1 | 1 |
| 9/30 | NO | | |
| 10/7 | @CAR | | |
| 10/11 | PHI | | |
| 10/22 | @ATL | | |
| 10/28 | WAS | | |
| 11/12 | @SF | | |
| 11/18 | TB | | |
| 11/25 | @PHI | | |
| 12/2 | CHI | | |
| 12/9 | @WAS | | |
| 12/16 | TEN | | |
| 12/22-23 | @IND | | |
| 12/30 | DAL | | |
| TOTALS | | 3 | 3 |



JONATHAN STEWART

RUNNING BACK
HT: 5-10 WT: 245
COLLEGE – OREGON
HIGH SCHOOL – TIMBERLINE (LACEY, WASH.)
HOW ACQUIRED – FREE AGENT (2018)
NFL EXP. – 11TH YEAR
GIANTS EXP. – 1ST YEAR
PRO BOWL: 2015



TRANSACTIONS:

- Originally a first round (13th pick overall) draft choice by the Carolina Panthers in 2008...Signed as a free agent by the Giants on March 13, 2018.

2018 HIGHLIGHTS:

- Made his Giants debut with two carries for eight yards vs. Jacksonville (9/9).
- Carried twice for one yard at Dallas (9/16).
- Carried twice for eight yards at Houston (9/23).

STEWART’S GAME-BY-GAME STATISTICS

| DATE | OPP | RUSHING | | | | | RECEIVING | | | | |
|----------|------|---------|-----|-----|----|----|-----------|-----|-----|----|----|
| | | ATT | YDS | AVG | LG | TD | NO | YDS | AVG | LG | TD |
| 9/9 | JAX | 2 | 8 | 4.0 | 4 | 0 | 0 | 0 | 0.0 | 0 | 0 |
| 9/16 | @DAL | 2 | 1 | 0.5 | 2 | 0 | 0 | 0 | 0.0 | 0 | 0 |
| 9/23 | @HOU | 2 | 8 | 4.0 | 5 | 0 | 0 | 0 | 0.0 | 0 | 0 |
| 9/30 | NO | | | | | | | | | | |
| 10/7 | @CAR | | | | | | | | | | |
| 10/11 | PHI | | | | | | | | | | |
| 10/22 | @ATL | | | | | | | | | | |
| 10/28 | WAS | | | | | | | | | | |
| 11/12 | @SF | | | | | | | | | | |
| 11/18 | TB | | | | | | | | | | |
| 11/25 | @PHI | | | | | | | | | | |
| 12/2 | CHI | | | | | | | | | | |
| 12/9 | @WAS | | | | | | | | | | |
| 12/16 | TEN | | | | | | | | | | |
| 12/22-23 | @IND | | | | | | | | | | |
| 12/30 | DAL | | | | | | | | | | |
| TOTALS | | 6 | 17 | 2.8 | 5 | 0 | 0 | 0 | 0.0 | 0 | 0 |

STEWART'S CAREER TOTALS

REGULAR SEASON

| YEAR | RUSHING | | | | | | RECEIVING | | | | | |
|---------------|------------|-----------|--------------|--------------|------------|------------|-----------|------------|--------------|------------|------------|----------|
| | GP | GS | ATT | YDS | AVG | LG | TD | NO | YDS | AVG | LG | TD |
| 2008 CAR | 16 | 0 | 184 | 836 | 4.5 | 41 | 10 | 8 | 47 | 5.9 | 15 | 0 |
| 2009 CAR | 16 | 3 | 221 | 1133 | 5.1 | 67† | 10 | 18 | 139 | 7.7 | 19 | 1 |
| 2010 CAR | 14 | 7 | 178 | 770 | 4.3 | 48 | 2 | 8 | 103 | 12.9 | 55† | 1 |
| 2011 CAR | 16 | 3 | 142 | 761 | 5.4 | 32 | 4 | 47 | 412 | 8.8 | 26 | 1 |
| 2012 CAR | 9 | 6 | 93 | 336 | 3.6 | 21 | 1 | 17 | 157 | 9.2 | 30 | 1 |
| 2013 CAR | 6 | 1 | 48 | 180 | 3.8 | 16 | 0 | 7 | 44 | 6.3 | 16 | 0 |
| 2014 CAR | 13 | 8 | 175 | 809 | 4.6 | 69† | 3 | 25 | 181 | 7.2 | 22 | 1 |
| 2015 CAR | 13 | 13 | 242 | 989 | 4.1 | 44 | 6 | 16 | 99 | 6.2 | 15 | 1 |
| 2016 CAR | 13 | 13 | 218 | 824 | 3.9 | 47 | 9 | 8 | 60 | 7.5 | 25 | 0 |
| 2017 CAR | 15 | 10 | 198 | 680 | 3.4 | 60† | 6 | 8 | 52 | 6.5 | 21 | 1 |
| 2018 NYG | 3 | 0 | 6 | 18 | 2.8 | 5 | 0 | 0 | 0 | 0.0 | 0 | 0 |
| Totals | 134 | 64 | 1,705 | 7,335 | 4.3 | 69† | 51 | 162 | 1,295 | 8.0 | 55† | 7 |

Additional statistics: 2008 – 15 kickoff returns for 349 yards (23.3-yard avg.); 2009 – 2 kickoff returns for 17 yards (8.5-yard avg.).

POSTSEASON

| YEAR | RUSHING | | | | | | RECEIVING | | | | | |
|---------------|----------|----------|------------|------------|------------|-----------|-----------|----------|-----------|------------|-----------|----------|
| | GP | GS | ATT | YDS | AVG | LG | TD | NO | YDS | AVG | LG | TD |
| 2008 CAR | 1 | 0 | 3 | 12 | 4.0 | 9† | 1 | 3 | 39 | 13.0 | 18 | 0 |
| 2014 CAR | 2 | 2 | 37 | 193 | 5.2 | 35 | 1 | 2 | 1 | 0.5 | 4 | 0 |
| 2015 CAR | 3 | 3 | 50 | 218 | 4.4 | 59 | 3 | 4 | 9 | 2.3 | 5 | 0 |
| 2017 CAR | 1 | 1 | 11 | 51 | 4.6 | 29 | 1 | 0 | 0 | 0.0 | 0 | 0 |
| Totals | 7 | 6 | 101 | 474 | 4.7 | 59 | 5 | 9 | 49 | 5.4 | 18 | 0 |



NATE STUPAR

LINEBACKER

HT: 6-2 WT: 240

COLLEGE – PENN STATE

HIGH SCHOOL – STATE COLLEGE AREA (PA.)

HOW ACQUIRED – FREE AGENT (2018)

NFL EXP. – 7TH YEAR

GIANTS EXP. – 1ST YEAR

TRANSACTIONS:

- Originally a 7th round (230th pick overall) draft choice by the Oakland Raiders in 2012...Waived by Oakland on Aug. 31, 2012...Signed with Oakland's practice squad on Sept. 1, 2012...Waived by Oakland on Sept. 12, 2012...Signed to the Philadelphia Eagles' practice squad on Nov. 19, 2012...Signed to the San Francisco 49ers' practice squad on Jan. 8, 2013...Waived by San Francisco on Nov. 2, 2013...Signed by the Jacksonville Jaguars on Nov. 4, 2013...Waived by Jacksonville on Aug. 30, 2014...Signed by the Atlanta Falcons on Aug. 31, 2014...Signed by the New Orleans Saints on March 16, 2016...Waived by New Orleans on Sept. 3, 2018...Claimed off waivers on Sept. 5, 2018.

2018 HIGHLIGHTS:

- Made is Giants debut at linebacker and had one special teams tackle vs. Jacksonville (9/9).
- Saw action at linebacker and on special teams at Dallas (9/16).
- Saw action on special teams and recorded his third straight game with at least one tackle at Houston (9/23).

STUPAR'S GAME-BY-GAME STATISTICS

| DATE | TACKLES | | | | | | INTERCEPTIONS | | | | | |
|---------------|---------|----------|----------|----------|----------|----------|---------------|----------|----------|------------|----------|----------|
| | OPP | T | A | TOT | PD | FF | FR | NO | YDS | AVG | LG | TD |
| 9/9 | JAX | 0 | 0 | 0 | 0 | 0 | 0 | 0 | 0 | 0.0 | 0 | 0 |
| 9/16 | @DAL | 0 | 0 | 0 | 0 | 0 | 0 | 0 | 0 | 0.0 | 0 | 0 |
| 9/23 | @HOU | 3 | 0 | 0 | 0 | 0 | 0 | 0 | 0 | 0.0 | 0 | 0 |
| 9/30 | NO | | | | | | | | | | | |
| 10/7 | @CAR | | | | | | | | | | | |
| 10/11 | PHI | | | | | | | | | | | |
| 10/22 | @ATL | | | | | | | | | | | |
| 10/28 | WAS | | | | | | | | | | | |
| 11/12 | @SF | | | | | | | | | | | |
| 11/18 | TB | | | | | | | | | | | |
| 11/25 | @PHI | | | | | | | | | | | |
| 12/2 | CHI | | | | | | | | | | | |
| 12/9 | @WAS | | | | | | | | | | | |
| 12/16 | TEN | | | | | | | | | | | |
| 12/22-23 | @IND | | | | | | | | | | | |
| 12/30 | DAL | | | | | | | | | | | |
| TOTALS | | 0 | 0 | 0 | 0 | 0 | 0 | 0 | 0 | 0.0 | 0 | 0 |

STUPAR'S CAREER TOTALS

| REGULAR SEASON | | TACKLES | | | | | | | INTERCEPTIONS | | | | | |
|----------------|----|---------|----|----|-----|-----|----|----|---------------|-----|-----|----|----|--|
| YEAR | GP | GS | T | A | TOT | SKS | FF | FR | NO | YDS | AVG | LG | TD | |
| 2013 SF | 5 | 0 | 0 | 0 | 0 | 0.0 | 0 | 0 | 0 | 0 | 0.0 | 0 | 0 | |
| 2013 JAC | 7 | 0 | 0 | 0 | 0 | 0.0 | 0 | 0 | 0 | 0 | 0.0 | 0 | 0 | |
| 2014 ATL | 15 | 0 | 1 | 0 | 1 | 0.0 | 0 | 0 | 0 | 0 | 0.0 | 0 | 0 | |
| 2015 ATL | 16 | 3 | 25 | 6 | 31 | 1.0 | 0 | 1 | 0 | 0 | 0.0 | 0 | 0 | |
| 2016 NO | 16 | 6 | 39 | 9 | 62 | 1.0 | 2 | 2 | 1 | 0 | 0.0 | 1 | 0 | |
| 2017 NO | 4 | 0 | 0 | 0 | 0 | 0.0 | 0 | 0 | 0 | 0 | 0.0 | 0 | 0 | |
| 2018 NYG | 3 | 0 | 0 | 0 | 0 | 0.0 | 0 | 0 | 0 | 0 | 0.0 | 0 | 0 | |
| Totals | 66 | 9 | 65 | 15 | 94 | 2.0 | 2 | 3 | 1 | 0 | 0.0 | 1 | 0 | |

Additional Statistics: 2013 – 10 special teams tackles; 2014 – 9 special teams tackles; 2015 – 9 special teams tackles, 2 passes defended, 2 quarterback hits; 2016 – 13 special teams tackles, 2 passes defended, 1 quarterback hit; 2017 – 1 special teams tackle; 2018 – 3 special teams tackles.

Total: 45 career special teams tackles; 1 fumble recovery touchdown (82 yards).



ALEX TANNEY

QUARTERBACK

HT: 6-3 WT: 209

COLLEGE – MONMOUTH (IL.)

HIGH SCHOOL – LEXINGTON (IL.)

NFL EXP. – 3RD YEAR

GIANTS EXP. – 1ST YEAR

TRANSACTIONS:

- Originally signed as a rookie free agent by the Kansas City Chiefs on June 5, 2012...Released by Kansas City on May 2, 2013...Signed by the Dallas Cowboys on July 21, 2013...Released by Dallas on Aug. 31, 2013 and signed to the team's practice squad a day later...Signed to the Cleveland Browns' active roster on Nov. 26, 2013...Released by Cleveland on May 12, 2014...Signed by the Tampa Bay Buccaneers on May 21, 2014...Released by Tampa Bay on Aug. 25, 2014...Signed to the Tennessee Titans' practice squad on Dec. 16, 2014...Signed to Tennessee's roster on Dec. 29, 2014...Released by Tennessee on Sept. 5, 2015...Signed to the Buffalo Bills' practice squad on Sept. 8, 2015, and released the following day...Signed to the Indianapolis Colts' practice squad on Sept. 29, 2015...Released by Indianapolis on Oct. 20, 2015...Re-signed to Indianapolis' practice squad on Nov. 10, 2015...Signed to Tennessee's active roster on Dec. 22, 2015...Released by Tennessee on Sept. 12, 2016, and reigned to the practice squad 2 days later...Signed to Tennessee's active roster on Dec. 27, 2016...Released on April 30, 2018...Signed as a free agent by the Giants on May 2, 2018.

2018 HIGHLIGHTS:


- Did not play vs. Jacksonville (9/9).
- Did not play at Dallas (9/16).
- Did not play at Houston (9/23).

TANNEY'S GAME-BY-GAME STATISTICS

| DATE | OPP | ATT | CMP | YDS | PCT | TD | INT | LG | SK/LOST | RTG |
|---------------|------|----------|----------|----------|------------|----------|----------|----------|------------|------------|
| 9/9 | JAX | D | 0 | 0 | 0.0 | 0 | 0 | 0 | 0/0 | 0.0 |
| 9/16 | @DAL | 0 | 0 | 0 | 0.0 | 0 | 0 | 0 | 0/0 | 0.0 |
| 9/23 | @HOU | 0 | 0 | 0 | 0.0 | 0 | 0 | 0 | 0/0 | 0.0 |
| 9/30 | NO | | | | | | | | | |
| 10/7 | @CAR | | | | | | | | | |
| 10/11 | PHI | | | | | | | | | |
| 10/22 | @ATL | | | | | | | | | |
| 10/28 | WAS | | | | | | | | | |
| 11/12 | @SF | | | | | | | | | |
| 11/18 | TB | | | | | | | | | |
| 11/25 | @PHI | | | | | | | | | |
| 12/2 | CHI | | | | | | | | | |
| 12/9 | @WAS | | | | | | | | | |
| 12/16 | TEN | | | | | | | | | |
| 12/22-23 | @IND | | | | | | | | | |
| 12/30 | DAL | | | | | | | | | |
| TOTALS | | 0 | 0 | 0 | 0.0 | 0 | 0 | 0 | 0/0 | 0.0 |

TANNEY'S CAREER TOTALS

| YEAR | GP | GS | ATT | CMP | PCT | YDS | TD | INT | RT |
|---------------|----------|----------|-----------|-----------|-------------|-----------|----------|----------|--------------|
| 2015 TEN | 1 | 0 | 14 | 10 | 71.4 | 99 | 1 | 0 | 114.9 |
| 2018 NYG | 0 | 0 | 0 | 0 | 0.0 | 0 | 0 | 0 | 0.0 |
| Totals | 1 | 0 | 14 | 10 | 71.4 | 99 | 1 | 0 | 114.9 |



MICHAEL THOMAS

SAFETY

HT: 5-10 WT: 196

COLLEGE – STANFORD

HIGH SCHOOL – NIMITZ (HOUSTON)

HOW ACQUIRED – FREE AGENT (2018)

NFL EXP. – 6TH YEAR

GIANTS EXP. – 1ST YEAR

TRANSACTIONS:

- Originally signed as a rookie free agent by the San Francisco 49ers May 4, 2012... Waived by San Francisco on Aug. 31, 2012... Signed to San Francisco's practice squad on Sept. 1, 2012... Signed by San Francisco on Feb. 11, 2013... Waived by San Francisco on Aug. 31, 2013... Signed to San Francisco's practice squad on Sept. 2, 2013... Signed by the Miami Dolphins off San Francisco's practice squad on Dec. 10, 2013... Signed as a free agent by the Giants on March 26, 2018.

2018 HIGHLIGHTS:

- Made his Giants debut with one tackle on defense and also added one tackle on special teams vs. Jacksonville (9/9).
- Saw action at safety and on special teams, and recovered an Aldrick Rosas onside kick in the fourth quarter at Dallas (9/16).
- Started at defensive back and had two tackles (one solo), with one tackle on special teams at Houston (9/23).

THOMAS' GAME-BY-GAME STATISTICS

| DATE | TACKLES | | | | | | INTERCEPTIONS | | | | | |
|---------------|---------|----------|----------|----------|----------|----------|---------------|----------|----------|------------|----------|----------|
| | OPP | T | A | TOT | PD | FF | FR | NO | YDS | AVG | LG | TD |
| 9/9 | JAX | 1 | 0 | 1 | 0 | 0 | 0 | 0 | 0 | 0.0 | 0 | 0 |
| 9/16 | @DAL | 0 | 0 | 0 | 0 | 0 | 0 | 0 | 0 | 0.0 | 0 | 0 |
| 9/23 | @HOU | 1 | 1 | 2 | 0 | 0 | 0 | 0 | 0 | 0.0 | 0 | 0 |
| 9/30 | NO | | | | | | | | | | | |
| 10/7 | @CAR | | | | | | | | | | | |
| 10/11 | PHI | | | | | | | | | | | |
| 10/22 | @ATL | | | | | | | | | | | |
| 10/28 | WAS | | | | | | | | | | | |
| 11/12 | @SF | | | | | | | | | | | |
| 11/18 | TB | | | | | | | | | | | |
| 11/25 | @PHI | | | | | | | | | | | |
| 12/2 | CHI | | | | | | | | | | | |
| 12/9 | @WAS | | | | | | | | | | | |
| 12/16 | TEN | | | | | | | | | | | |
| 12/22-23 | @IND | | | | | | | | | | | |
| 12/30 | DAL | | | | | | | | | | | |
| TOTALS | | 2 | 1 | 3 | 0 | 0 | 0 | 0 | 0 | 0.0 | 0 | 0 |

THOMAS' CAREER TOTALS

| REGULAR SEASON | | | TACKLES | | | | | INTERCEPTIONS | | | | | |
|----------------|----|----|---------|----|-----|----|----|---------------|----|-----|-----|----|----|
| YEAR | GP | GS | T | A | TOT | PD | FF | FR | NO | YDS | AVG | LG | TD |
| 2013 MIA | 3 | 0 | 2 | 0 | 2 | 2 | 0 | 0 | 1 | 0 | 0.0 | 0 | 0 |
| 2014 MIA | 8 | 2 | 6 | 2 | 8 | 0 | 0 | 0 | 0 | 0 | 0.0 | 0 | 0 |
| 2015 MIA | 16 | 16 | 56 | 15 | 71 | 2 | 0 | 0 | 0 | 0 | 0.0 | 0 | 0 |
| 2016 MIA | 16 | 8 | 27 | 12 | 39 | 1 | 2 | 1 | 0 | 0 | 0.0 | 0 | 0 |
| 2017 MIA | 13 | 2 | 9 | 7 | 16 | 1 | 0 | 0 | 0 | 0 | 0.0 | 0 | 0 |
| 2018 NYG | 3 | 1 | 2 | 1 | 3 | 0 | 0 | 0 | 0 | 0 | 0.0 | 0 | 0 |
| Totals | 59 | 26 | 102 | 37 | 139 | 6 | 2 | 1 | 1 | 0 | 0.0 | 0 | 0 |

Additional Statistics: 2013 - 1 special teams tackle; 2014 - 10 special teams tackles; 2014 - 10 special teams tackles; in 2013, 2015 - 14 special teams tackles; 2016 - 1 sack for 14 yards, 19 special teams tackles; 2017 - 11 special teams tackles; 2018 - 2 special teams tackles, 1 recovered onside kick.

AFC Defensive Player of the Week: 2014 Week 15

| POSTSEASON | | | | TACKLES | | | | | INTERCEPTIONS | | | | | |
|------------|----|----|---|---------|-----|----|-----|----|---------------|----|-----|------|----|----|
| YEAR | GP | GS | T | A | TOT | PD | SKS | FF | FR | NO | YDS | AVG | LG | TD |
| 2016 MIA | 1 | 1 | 3 | 3 | 6 | 1 | 0 | 0 | 0 | 1 | 16 | 16.0 | 16 | 0 |
| Totals | 1 | 1 | 3 | 3 | 6 | 1 | 0 | 0 | 0 | 1 | 16 | 16.0 | 0 | 0 |

Additional Statistics: 2016 - 1 rushing attempt for 3 yards.

94

A headshot of Dalvin Tomlinson, a Black man with a beard, wearing a blue New York Giants jersey with the number 94. The background is a light blue and white checkered pattern.

DALVIN TOMLINSON

DEFENSIVE TACKLE
HT: 6-3 WT: 318
COLLEGE – ALABAMA
HIGH SCHOOL – HENRY COUNTY (MCDONOUGH, GA.)
HOW ACQUIRED – 2017 DRAFT (2ND ROUND)
NFL EXP. – 2ND YEAR
GIANTS EXP. – 2ND YEAR
2017 – PFWA NFL ALL-ROOKIE TEAM

TRANSACTIONS:

- Originally a 2nd round (55th pick overall) draft choice by the Giants in 2017.

2018 HIGHLIGHTS:

- Started on the defensive line and recorded five tackles (three solo) vs. Jacksonville (9/9).
- Started on the defensive line and had two tackles (one solo) at Dallas (9/16).
- Started on the defensive line and assisted on four tackles at Houston (9/23).

TOMLINSON'S GAME-BY-GAME STATISTICS

| DATE | OPP | T | A | TOT | SKS | FF | FR |
|---------------|------|----------|----------|-----------|------------|----------|----------|
| 9/9 | JAX | 3 | 2 | 5 | 0.0 | 0 | 0 |
| 9/16 | @DAL | 1 | 1 | 2 | 0.0 | 0 | 0 |
| 9/23 | @HOU | 0 | 4 | 4 | 0.0 | 0 | 0 |
| 9/30 | NO | | | | | | |
| 10/7 | @CAR | | | | | | |
| 10/11 | PHI | | | | | | |
| 10/22 | @ATL | | | | | | |
| 10/28 | WAS | | | | | | |
| 11/12 | @SF | | | | | | |
| 11/18 | TB | | | | | | |
| 11/25 | @PHI | | | | | | |
| 12/2 | CHI | | | | | | |
| 12/9 | @WAS | | | | | | |
| 12/16 | TEN | | | | | | |
| 12/22-23 | @IND | | | | | | |
| 12/30 | DAL | | | | | | |
| TOTALS | | 4 | 7 | 11 | 0.0 | 0 | 0 |

TOMLINSON'S CAREER TOTALS

| REGULAR SEASON | | TACKLES | | | | | | |
|----------------|-----------|-----------|-----------|-----------|-----------|------------|----------|----------|
| YEAR | GP | GS | T | A | TOT | SKS | FF | FR |
| 2017 NYG | 16 | 16 | 30 | 20 | 50 | 1.0 | 0 | 0 |
| 2018 NYG | 3 | 3 | 4 | 7 | 11 | 0.0 | 0 | 0 |
| Totals | 19 | 19 | 34 | 27 | 61 | 1.0 | 0 | 0 |

Additional Statistics: 2017 - 1 tackle for loss, 1 quarterback hit, 1 pass defended.



OLIVIER VERNON

LINEBACKER
HT: 6-2 WT: 270
COLLEGE – MIAMI
HIGH SCHOOL – AMERICAN (MIAMI)
HOW ACQUIRED – FREE AGENT (2016)
NFL EXP. – 7TH YEAR
GIANTS EXP. – 3RD YEAR

TRANSACTIONS:

- Originally a 3rd-round (72nd pick overall) draft choice by the Miami Dolphins in 2012...Signed as a free agent by the Giants on March 10, 2016.

2018 HIGHLIGHTS:

- Inactive vs. Jacksonville (9/9) due to ankle injury.
- Inactive at Dallas (9/16) due to ankle injury.
- Inactive at Houston (9/23) due to ankle injury.

VERNON'S GAME-BY-GAME STATISTICS

| DATE | OPP | T | A | TOT | SKS | FF | FR |
|---------------|------|----------|----------|----------|------------|----------|----------|
| 9/9 | JAX | Inactive | | | | | |
| 9/16 | @DAL | Inactive | | | | | |
| 9/23 | @HOU | Inactive | | | | | |
| 9/30 | NO | | | | | | |
| 10/7 | @CAR | | | | | | |
| 10/11 | PHI | | | | | | |
| 10/22 | @ATL | | | | | | |
| 10/28 | WAS | | | | | | |
| 11/12 | @SF | | | | | | |
| 11/18 | TB | | | | | | |
| 11/25 | @PHI | | | | | | |
| 12/2 | CHI | | | | | | |
| 12/9 | @WAS | | | | | | |
| 12/16 | TEN | | | | | | |
| 12/22-23 | @IND | | | | | | |
| 12/30 | DAL | | | | | | |
| TOTALS | | 0 | 0 | 0 | 0.0 | 0 | 0 |

VERNON'S CAREER TOTALS

| REGULAR SEASON | | | TACKLES | | | | | |
|----------------|-----------|-----------|------------|-----------|------------|-------------|----------|----------|
| YEAR | GP | GS | T | A | TOT | SKS | FF | FR |
| 2012 MIA | 16 | 0 | 17 | 5 | 22 | 3.5 | 1 | 0 |
| 2013 MIA | 16 | 14 | 46 | 11 | 57 | 11.5 | 2 | 0 |
| 2014 MIA | 16 | 16 | 31 | 16 | 47 | 6.5 | 2 | 0 |
| 2015 MIA | 16 | 16 | 41 | 20 | 61 | 7.5 | 0 | 0 |
| 2016 NYG | 16 | 16 | 46 | 18 | 64 | 8.5 | 1 | 1 |
| 2017 NYG | 12 | 12 | 24 | 13 | 37 | 6.5 | 2 | 0 |
| 2018 NYG | 0 | 0 | 0 | 0 | 0 | 0.0 | 0 | 0 |
| Totals | 92 | 74 | 205 | 83 | 288 | 44.0 | 6 | 1 |

Additional Statistics: 2012 – 7 special teams tackles, 2 blocked field goals, 1 touchdown on a returned blocked punt, 3 tackles for losses, 9 quarterback hits; 2013 – 13 tackles for losses, 16 quarterback hits; 2014 – 1 blocked field goal, 9 tackles for losses, 13 quarterback hits; 2015 – 18 tackles for losses, 36 quarterback hits; 2016 – 17 tackles for losses, 23 quarterback hits; 2017 – 1 interception, 6 tackles for losses, 13 quarterback hits.

AFC Defensive Player of the Week: 2014 Week 13

AFC Special Teams Player of the Week: 2012 Week 8

| POSTSEASON | | | TACKLES | | | | | |
|---------------|----------|----------|----------|----------|----------|------------|----------|----------|
| YEAR | GP | GS | T | A | TOT | SKS | FF | FR |
| 2016 NYG | 1 | 1 | 1 | 1 | 2 | 0.0 | 0 | 0 |
| Totals | 1 | 1 | 1 | 1 | 2 | 0.0 | 0 | 0 |



B.W. WEBB

CORNERBACK

HT: 5-11 WT: 188

COLLEGE – WILLIAM & MARY

HIGH SCHOOL – WARWICK (NEWPORT NEWS, VA.)

HOW ACQUIRED – FREE AGENT (2018)

NFL EXP. – 5TH YEAR

GIANTS EXP. – 1ST YEAR

TRANSACTIONS:

- Originally a 4th round (114th pick overall) draft choice by the Dallas Cowboys in 2013... Waived by Dallas on Aug. 28, 2014...Claimed off waivers by the Pittsburgh Steelers on Aug. 29, 2014...Released by Pittsburgh on Sept. 5, 2015...Signed to the Tennessee Titans' practice squad on Sept. 9, 2015...Signed to Tennessee's active roster on Nov. 7, 2015)...Released by Tennessee on Sept. 2, 2016... Signed by the New Orleans Saints on Sept. 13, 2016)... Signed as a free agent by the Chicago Bears on April 5, 2017...Released by the Bears on Sept. 2, 2017...Signed by the Cleveland Browns on Dec. 19, 2017...Released by Cleveland on Dec. 28, 2017...Re-signed by Cleveland on Jan. 2, 2018... Released by Cleveland on March 15, 2018...Signed as a free agent by the Giants on March 19, 2018.

2018 HIGHLIGHTS:

- Made his Giants debut by playing in his 50th career game and had three tackles (two solo) vs. Jacksonville (9/9).
- Started at defensive back and had two solo tackles at Dallas (9/16).
- Started second straight game at cornerback and had three solo tackles and one pass defended at Houston (9/23).

WEBB'S GAME-BY-GAME STATISTICS


| DATE | TACKLES | | | | | | INTERCEPTIONS | | | | | |
|----------|---------|---|---|-----|----|----|---------------|----|-----|-----|----|----|
| | OPP | T | A | TOT | PD | FF | FR | NO | YDS | AVG | LG | TD |
| 9/9 | JAX | 2 | 1 | 3 | 0 | 0 | 0 | 0 | 0 | 0.0 | 0 | 0 |
| 9/16 | @DAL | 2 | 0 | 2 | 0 | 0 | 0 | 0 | 0 | 0.0 | 0 | 0 |
| 9/23 | @HOU | 3 | 0 | 3 | 1 | 0 | 0 | 0 | 0 | 0.0 | 0 | 0 |
| 9/30 | NO | | | | | | | | | | | |
| 10/7 | @CAR | | | | | | | | | | | |
| 10/11 | PHI | | | | | | | | | | | |
| 10/22 | @ATL | | | | | | | | | | | |
| 10/28 | WAS | | | | | | | | | | | |
| 11/12 | @SF | | | | | | | | | | | |
| 11/18 | TB | | | | | | | | | | | |
| 11/25 | @PHI | | | | | | | | | | | |
| 12/2 | CHI | | | | | | | | | | | |
| 12/9 | @WAS | | | | | | | | | | | |
| 12/16 | TEN | | | | | | | | | | | |
| 12/22-23 | @IND | | | | | | | | | | | |
| 12/30 | DAL | | | | | | | | | | | |
| TOTALS | | 7 | 1 | 8 | 1 | 0 | 0 | 0 | 0 | 0.0 | 0 | 0 |

WEBB'S CAREER TOTALS

| REGULAR SEASON | | TACKLES | | | | | | INTERCEPTIONS | | | | | |
|----------------|----|---------|----|---|-----|----|----|---------------|----|-----|-----|----|----|
| YEAR | GP | GS | T | A | TOT | PD | FF | FR | NO | YDS | AVG | LG | TD |
| 2013 DAL | 15 | 0 | 9 | 3 | 12 | 1 | 0 | 0 | 0 | 0 | 0.0 | 0 | 0 |
| 2014 PIT | 11 | 0 | 0 | 0 | 0 | 0 | 0 | 0 | 0 | 0 | 0.0 | 0 | 0 |
| 2015 TEN | 9 | 2 | 20 | 2 | 22 | 2 | 0 | 0 | 1 | 0 | 0.0 | 0 | 0 |
| 2016 NO | 14 | 8 | 24 | 3 | 27 | 11 | 0 | 0 | 1 | 7 | 7.0 | 7 | 0 |
| 2018 NYG | 3 | 1 | 7 | 1 | 8 | 1 | 0 | 0 | 0 | 0 | 0.0 | 0 | 0 |
| Totals | 52 | 11 | 60 | 9 | 69 | 15 | 0 | 0 | 2 | 7 | 3.5 | 7 | 0 |

Additional Statistics: 2013 – 4 special teams tackles; 2014 – 2 special teams tackles; 2016 – 1 special teams tackle.

| POSTSEASON | | TACKLES | | | | | | INTERCEPTIONS | | | | | | |
|------------|----|---------|---|---|-----|----|-----|---------------|----|----|-----|-----|----|----|
| YEAR | GP | GS | T | A | TOT | PD | SKS | FF | FR | NO | YDS | AVG | LG | TD |
| 2015 PIT | 2 | 0 | 1 | 0 | 1 | 0 | 0 | 1 | 0 | 0 | 0.0 | 0 | 0 | 0 |
| Totals | 2 | 0 | 1 | 0 | 1 | 0 | 0.0 | 0 | 0 | 0 | 0 | 0.0 | 0 | 0 |



CHAD WHEELER

TACKLE
HT: 6-7 WT: 312
COLLEGE – USC
HIGH SCHOOL: SANTA MONICA (CALIF.)
HOW ACQUIRED – FREE AGENT (2017)
NFL EXP. – 2ND YEAR
GIANTS EXP. – 2ND YEAR

TRANSACTIONS:

- Originally signed as a rookie free agent by the Giants on May 11, 2017.

2018 HIGHLIGHTS:

- Saw action on the offensive line vs. Jacksonville (9/9).
- Saw action on the offensive line at Dallas (9/16).
- Started first game of the season at right tackle Houston (9/23).

WHEELERS' GAMES STARTED/PLAYED

| DATE | OPP | GP | GS |
|---------------|------|----------|----------|
| 9/9 | JAX | 1 | 0 |
| 9/16 | @DAL | 1 | 0 |
| 9/23 | @HOU | 1 | 1 |
| 9/30 | NO | | |
| 10/7 | @CAR | | |
| 10/11 | PHI | | |
| 10/22 | @ATL | | |
| 10/28 | WAS | | |
| 11/12 | @SF | | |
| 11/18 | TB | | |
| 11/25 | @PHI | | |
| 12/2 | CHI | | |
| 12/9 | @WAS | | |
| 12/16 | TEN | | |
| 12/22-23 | @IND | | |
| 12/30 | DAL | | |
| TOTALS | | 3 | 1 |

WHEELERS' GAMES STARTED/PLAYED

REGULAR SEASON GAMES PLAYED/STARTED

| YEAR | GP | GS |
|---------------|-----------|----------|
| 2018 NYG | 11 | 5 |
| 2018 NYG | 3 | 1 |
| Totals | 14 | 6 |



KERRY WYNN

DEFENSIVE END

HT: 6-5 WT: 263

COLLEGE – RICHMOND

HIGH SCHOOL – LOUIS COUNTRY (VA.)

HOW ACQUIRED – FREE AGENT (2014)

NFL EXP. – 5TH YEAR

GIANTS EXP. – 5TH YEAR

TRANSACTIONS:

- Originally signed as a rookie free agent by the Giants on May 12, 2014.

2018 HIGHLIGHTS:

- Played in his 50th career game and had three tackles (two solo) with half a sack for four yards, and one tackle on special teams vs. Jacksonville (9/9).
- Started on the defensive line and had two solo tackles and one special teams tackle at Dallas (9/16).
- Started on the defensive line and had five solo tackles (one tackle-for-loss), with one forced fumble, one pass defended, and assisted on one special teams tackle at Houston (9/23).

WYNN'S GAME-BY-GAME STATISTICS

| DATE | OPP | T | A | TOT | SKS | FF | FR |
|---------------|------|----------|----------|-----------|------------|----------|----------|
| 9/9 | JAX | 2 | 1 | 3 | 0.5 | 0 | 0 |
| 9/16 | @DAL | 2 | 0 | 2 | 0.0 | 0 | 0 |
| 9/23 | @HOU | 5 | 0 | 5 | 0.0 | 1 | 0 |
| 9/30 | NO | | | | | | |
| 10/7 | @CAR | | | | | | |
| 10/11 | PHI | | | | | | |
| 10/22 | @ATL | | | | | | |
| 10/28 | WAS | | | | | | |
| 11/12 | @SF | | | | | | |
| 11/18 | TB | | | | | | |
| 11/25 | @PHI | | | | | | |
| 12/2 | CHI | | | | | | |
| 12/9 | @WAS | | | | | | |
| 12/16 | TEN | | | | | | |
| 12/22-23 | @IND | | | | | | |
| 12/30 | DAL | | | | | | |
| TOTALS | | 9 | 1 | 10 | 0.5 | 1 | 0 |

WYNN'S CAREER TOTALS

REGULAR SEASON

TACKLES

| YEAR | GP | GS | T | A | TOT | SKS | FF | FR |
|---------------|-----------|-----------|-----------|-----------|------------|------------|----------|----------|
| 2014 NYG | 5 | 0 | 12 | 4 | 16 | 1.5 | 1 | 1 |
| 2015 NYG | 15 | 7 | 33 | 20 | 53 | 0.0 | 0 | 1 |
| 2016 NYG | 14 | 0 | 3 | 5 | 8 | 0.5 | 0 | 1 |
| 2017 NYG | 15 | 3 | 10 | 4 | 14 | 1.0 | 0 | 0 |
| 2018 NYG | 3 | 2 | 9 | 1 | 10 | 0.5 | 1 | 0 |
| Totals | 52 | 12 | 67 | 34 | 101 | 3.5 | 2 | 3 |

Additional Statistics: 2014 – 1 special teams tackle, 1 pass defended, 1 interception; 2015: 2 passes defended; 2016 – 4 special teams tackles; 2017 – 5 special teams tackles, 1 blocked field goal attempt (at Denver, 10/15); 2018 – 3 special teams tackles, 1 pass defended.

POSTSEASON

TACKLES

| YEAR | GP | GS | T | A | TOT | SKS | FF | FR |
|---------------|----------|----------|----------|----------|----------|------------|----------|----------|
| 2016 NYG | 1 | 0 | 1 | 0 | 1 | 1.0 | 0 | 0 |
| Totals | 1 | 0 | 1 | 0 | 1 | 1.0 | 0 | 0 |

GAME RECAPS

G I A N T S P R I D E





GAME 1

GIANTS VS. JAGUARS

SEPTEMBER 9, 2018

JAGUARS 20, GIANTS 15



EAST RUTHERFORD, N.J. — Last Sunday the Giants began their 2018 season with soaring optimism and ended the day with the searing pain of defeat.

But this was different from so many losses in the recent past. Yes, the offense sputtered much of the day, they surrendered a crippling defensive touchdown, and their chance at a miracle finish evaporated with a fumbled punt. But in Pat Shurmur's debut as head coach, they gave a Jacksonville Jaguars team that was nine minutes from the Super Bowl last season all it could handle, and they could point to any number of missed opportunities they fully expect to capitalize on in future games.

"There is always little things that are always almost there," quarterback Eli Manning said. "Almost is not good enough. You have to make the plays and be perfect."

The Giants weren't quite there in their 20-15 loss to the Jacksonville Jaguars. Manning twice overthrew Odell Beckham, Jr. in the end zone, and couldn't connect with Sterling Shepard on fourth down on the Giants' final possession. Another pass was tipped by Abry Jones and returned 32 yards for a touchdown by Myles Jack. Saquon Barkley scored the Giants' only touchdown on an electrifying 68-yard run, but they averaged 2.1 yards on their other 22 rushing attempts. Five of their six penalties were costly. Newcomer Kaelin Clay fumbled a Jaguars' punt with 45 seconds remaining. The Giants even had a communication malfunction, as the sound in Manning's helmet receiver disappeared at the start of the third quarter, forcing them to burn a timeout they could have used late in the game.

Despite it all, Shurmur was upbeat after the game.

"I told the players that the important part of this game that we can work with is they hung together, they played hard from the first snap to the last," Shurmur said. "We just didn't make enough plays in the end to win this game, especially a one-score game throughout. We'll get that fixed and again, this is a new team, we've got new systems. I'm certainly hugely disappointed that we lost for our fans, and our ownership, and for those players in the locker room. I'm disappointed we lost, but there's a lot of good in that locker room and they're going to hang together, I really believe they will and will come out ... against Dallas (next week)."

| | 1 | 2 | 3 | 4 | OT | F |
|---------|---|----|---|---|----|----|
| JAGUARS | 3 | 10 | 0 | 7 | 0 | 20 |
| GIANTS | 3 | 3 | 3 | 6 | 0 | 15 |

SCORING SUMMARY

| Team | Qtr | Time | Play Description (Extra Point) (Drive Info) | Visitor | Home |
|---------|-----|-------|--|---------|------|
| Jaguars | 1 | 10:12 | J.Lambo 39 yd. Field Goal (11-59, 4:48) | 3 | 0 |
| Giants | 1 | 0:23 | A.Rosas 27 yd. Field Goal (9-54, 5:17) | 3 | 3 |
| Jaguars | 2 | 7:19 | J.Lambo 39 yd. Field Goal (15-54, 8:04) | 6 | 3 |
| Jaguars | 2 | 2:42 | T.Yeldon 1 yd. pass from B.Bortles (J.Lambo kick) (5-57, 2:36) | 13 | 3 |
| Giants | 2 | 0:04 | A.Rosas 31 yd. Field Goal (10-62, 2:38) | 13 | 6 |
| Giants | 3 | 9:18 | A.Rosas 44 yd. Field Goal (11-49, 5:42) | 13 | 9 |
| Jaguars | 4 | 11:24 | M.Jack 32 yd. interception return (J.Lambo kick) | 20 | 9 |
| Giants | 4 | 10:39 | S.Barkley 68 yd. run (run failed) (2-75, 0:45) | 20 | 15 |

TEAM STATS

| | |
|-----------------------|---------|
| FIRST DOWNS | 17 |
| FIRST DOWN (RUSH) | 4 |
| FIRST DOWN (PASS) | 13 |
| FIRST DOWN (PENALTY) | 0 |
| TOTAL YDS | 305 |
| RUSHES-YDS | 28-137 |
| AVG. RUSH GAIN | 4.9 |
| PASS-COMP-ATT-INT | 39-18-1 |
| PASSINGS YDS | 176 |
| KICKOFFS | 5 |
| PUNTS-AVG. | 7-37.7 |
| RETURN YDS. | 55 |
| PENALTIES-YARDS | 11-119 |
| FUMBLES-LOST | 0-0 |
| TOUCHDOWNS | 2 |
| RUSHING TDS | 0 |
| PASSING TDS | 1 |
| FUMBLES | 0 |
| EXTRA POINTS-ATTEMPTS | 2-2 |
| FG MADE-ATT | 2-2 |
| RED ZONE EFF | 50% |
| TIME OF POSSESSION | 29:31 |

TOP INDIVIDUAL PERFORMANCES

| JAGUARS | GIANTS |
|--------------------|-------------------|
| Rushing Yards | Yeldon - 51 |
| Receiving Yards | Cole - 54 |
| Passing Yards | Bortles - 176 |
| Touchdowns | Yeldon - 1 |
| Field Goals (long) | Lambo - 2 (39) |
| Tackles (solo) | Jack - 10 (7) |
| Sacks | Campbell - 1.0 |
| Interceptions | McCray - 1.0 |
| | Jack - 1 |
| | Manning - 1 |
| | Beckham Jr. - 111 |
| | Manning - 224 |
| | Barkley - 1 |
| | Rpsas - 3 (44) |
| | Jenkins - 7 (5) |
| | Ogletree - 7 (3) |
| | Wynn - 0.5 |
| | Martin - 0.5 |
| | Jenkins - 1 |



GAME 2

GIANTS AT COWBOYS

SEPTEMBER 16, 2018

COWBOYS 20, GIANTS 13



ARLINGTON, Texas — The second game of the Giants' 2018 season was in many ways an unappealing repeat of their season opener.

An offense so dormant in the first half demonstrated much more life in the second half. The Giants again scored just one touchdown. Saquon Barkley reprised his role as the statistical standout. The opposition even scored 20 points for the second week in a row.

Unfortunately, all of those similarities extended to the Giants' postgame emotions. They trudged off the field with the same feeling of disappointment following their 20-13 loss to the Dallas Cowboys in AT&T Stadium. Coupled with last week's 20-15 defeat at home to Jacksonville, the Giants have lost each of their first two games for the second season in a row.

"We certainly didn't do enough in terms of offense to — we didn't score enough points, especially early," coach Pat Shurmur said. "And then the game gets twisted like that and you got to pass it more than you want to. Just didn't make enough plays, so here we are, we're 0-2."

"Just not good enough," quarterback Eli Manning said. "We didn't execute well enough. When we did get some first downs we made, but seemed to be going backwards a few plays later. We got into some third and longs and tough situations. We just got to find ways to stop going backwards and stop hurting ourselves and execute at a high level."

The Giants' lone touchdown was an 18-yard pass from Manning to tight end Evan Engram. But only 1:27 remained in the game, and the score cut the team's deficit from 17 points to 10. Aldrick Rosas field goals of 28 and 38 yards accounted for the Giants' other points.

Dallas scored on Dak Prescott's 64-yard touchdown pass to Tavon Austin on the game's third play, Ezekiel Elliott's six-yard run in the fourth quarter and field goals of 37 and 29 yards by Brett Maher.

One week after scoring on a dazzling 68-yard run in his NFL debut, Barkley, the second overall choice in this year's NFL draft, set a franchise record with 14 receptions (for 80 yards). It's safe to say he was underwhelmed by the achievement.

"Don't matter at all to me," he said. "We didn't win today, so don't matter to me."

Barkley's primary job, of course, is to run the ball, and there he came up short, gaining just 28 yards on 11 carries. The Giants rushed for 35 yards.

"Got to give respect, got to give credit where credit is due, so definitely much respect to the Cowboys defense, they played a heck of a game," Barkley said. "We have to continue to get better on the side of the ball as a team and find a way to figure out and do well."

| | 1 | 2 | 3 | 4 | OT | F |
|---------|----|---|---|----|----|----|
| GIANTS | 3 | 0 | 3 | 10 | 0 | 13 |
| COWBOYS | 10 | 0 | 3 | 7 | 0 | 20 |

SCORING SUMMARY

| Team | Qtr | Time | Play Description (Extra Point) (Drive Info) | Visitor | Home |
|---------|-----|-------|--|---------|------|
| Cowboys | 1 | 13:26 | T.Austin 64 yd. pass from D.Prescott (B.Maher kick) (3-75, 1:34) | 0 | 7 |
| Cowboys | 1 | 6:01 | B.Maher 37 yd. Field Goal (8-64, 3:58) | 0 | 10 |
| Cowboys | 3 | 10:43 | B.Maher 29 yd. Field Goal (6-16, 2:39) | 0 | 13 |
| Giants | 3 | 4:31 | A.Rosas 28 yd. Field Goal (11-66, 6:12) | 3 | 13 |
| Cowboys | 4 | 5:45 | E.Elliott 6 yd. run (B.Maher kick) (14-82, 8:23) | 3 | 20 |
| Giants | 4 | 1:27 | E.Engram 18 yd. pass from E.Manning (A.Rosas kick) (11-75, 4:18) | 10 | 20 |
| Giants | 4 | 0:11 | A.Rosas 38 yd. Field Goal (8-33, 1:16) | 13 | 20 |

TEAM STATS

| | GIANTS | COWBOYS |
|-----------------------|---------|---------|
| FIRST DOWNS | 17 | 16 |
| FIRST DOWN (RUSH) | 6 | 9 |
| FIRST DOWN (PASS) | 11 | 6 |
| FIRST DOWN (PENALTY) | 0 | 1 |
| TOTAL YDS | 255 | 298 |
| RUSHES-YDS | 17-35 | 25-138 |
| AVG. RUSH GAIN | 2.1 | 5.5 |
| PASS-COMP-ATT-INT | 44-33-0 | 25-16-0 |
| PASSINGS YDS | 279 | 160 |
| KICKOFFS | 3 | 5 |
| PUNTS-AVG. | 6-43.3 | 4-43.3 |
| RETURN YDS. | 70 | 0 |
| PENALTIES-YARDS | 3-24 | 6-47 |
| FUMBLES-LOST | 1-1 | 1-0 |
| TOUCHDOWNS | 0 | 1 |
| RUSHING TDS | 0 | 1 |
| PASSING TDS | 1 | 1 |
| FUMBLES | 1 | 0 |
| EXTRA POINTS-ATTEMPTS | 1-1 | 2-2 |
| FG MADE-ATT | 2-2 | 2-2 |
| RED ZONE EFF | 50% | 33% |
| TIME OF POSSESSION | 32:12 | 27:48 |

TOP INDIVIDUAL PERFORMANCES

| | GIANTS | COWBOYS |
|--------------------|------------------|----------------|
| Rushing Yards | Barkley - 28 | Elliott - 78 |
| Receiving Yards | Barkley - 80 | Austin - 79 |
| Passing Yards | Manning - 279 | Prescott - 160 |
| Touchdowns | Engram - 1 | Austin - 1 |
| | | Elliott - 1 |
| Field Goals (long) | Rosas - 2 (38) | Maher - 2 (37) |
| Tackles (solo) | Ogletree - 6 (6) | Smith - 10 (7) |
| | Collins - 6 (5) | |
| | Jenkins - 6 (5) | |
| Sacks | - | Frazier - 1.0 |
| | - | Charlton - 1.0 |
| | | Wilson - 1.0 |
| | | Lawrence - 1.0 |
| | | Woods - 1.0 |
| | | Crawford - 1.0 |
| Interceptions | - | - |



GAME 3

GIANTS AT TEXANS

SEPTEMBER 23, 2018

GIANTS 27, TEXANS 22



HOUSTON — The football public might think the Giants' first victory of the season was borne of desperation after two season-opening defeats, but Odell Beckham, Jr. insisted far more positive forces were at play in the Giants' 27-22 victory against the Houston Texans.

"I just feel like apart from (more offensive production) that we just had energy," Beckham said. "We came out, we played like we loved the game of football, like this was football with kids and we were having fun. It was lighter. It wasn't like we're down 0-2, we got to win. It was like, let's go out and have fun today, and that's what we did and we got the W doing that."

They got it in more convincing fashion than the final score suggests because the Texans scored a window-dressing touchdown with one second remaining.

"I told the team I've always known they're tough, I always knew they were gritty, I always knew they had great resolve, but today we just made enough plays to win," said Pat Shurmur, who earned his first victory as the Giants' head coach. "We went from almost in a lot of areas to finishing it, so it was a team victory."

That common cliché was very true, as the Giants had a lengthy list of important contributors.

Start with Eli Manning, who had the second-highest completion percentage of his career (86.2), hitting 25 of 29 passes for 297 yards, two touchdowns and no interceptions. The touchdowns were a 16-yarder to tight end Reth Ellison and a seven-yarder to Sterling Shepard.

Odell Beckham, Jr. led the receptions parade with nine for 109 yards, his second 100-yard game in three weeks and 21st in his 50-game career.

Rookie running back Saquon Barkley scored the Giants' first touchdown on a 15-yard run, rushed for 82 yards and caught five passes for 35 yards to become the first Giants player in franchise history to exceed 100 yards from scrimmage in each of his first three career games.

Alec Ogletree had a goal line interception and Donte Deayon a fumble recovery. B.J. Hill and Lorenzo Carter had their first career sacks, and Mario Edwards Jr. was first with the Giants. Houston's top runner, Lamar Miller, was held to 10 yards on 10 carries, and the Texans ran for only 59 yards.

Aldrick Rosas kicked field goals of 44 and 30 yards.

A team victory indeed, and one that felt especially good because it was the season's first after two defeats.

| | 1 | 2 | 3 | 4 | OT | F |
|--------|---|----|---|----|----|----|
| GIANTS | 7 | 13 | 0 | 7 | 0 | 27 |
| TEXANS | 3 | 3 | 3 | 13 | 0 | 22 |

SCORING SUMMARY

| Team | Qtr | Time | Play Description (Extra Point) (Drive Info) | Visitor | Home |
|--------|-----|-------|--|---------|------|
| Texans | 1 | 10:10 | K.Fairbairn 23 yd. Field Goal (11-69, 4:50) | 0 | 3 |
| Giants | 1 | 4:10 | S.Barkley 15 yd. run (A.Rosas kick) (10-75, 6:00) | 7 | 3 |
| Giants | 2 | 11:49 | A.Rosas 44 yd. Field Goal (9-58, 5:14) | 10 | 3 |
| Giants | 2 | 4:35 | A.Rosas 30 yd. Field Goal (10-64, 5:59) | 13 | 3 |
| Giants | 2 | 1:20 | R.Ellison 16 yd. pass from E.Manning (A.Rosas kick) (6-71, 1:56) | 20 | 3 |
| Texans | 2 | 0:00 | K.Fairbairn 28 yd. Field Goal (9-65, 1:20) | 20 | 6 |
| Texans | 3 | 8:41 | K.Fairbairn 54 yd. Field Goal (7-41, 3:13) | 20 | 9 |
| Texans | 4 | 7:37 | W.Fuller 6 yd. pass from D.Watson (pass failed) (7-67, 3:32) | 20 | 15 |
| Giants | 4 | 2:08 | S.Shepard 7 yd. pass from E.Manning (A.Rosas kick) (9-77, 5:29) | 27 | 15 |
| Texans | 4 | 0:01 | L.Miller 4 yd. pass from D.Watson (K.Fairbairn kick) (12-75, 2:07) | 27 | 22 |

TEAM STATS

| | |
|-----------------------|---------|
| FIRST DOWNS | 21 |
| FIRST DOWN (RUSH) | 4 |
| FIRST DOWN (PASS) | 16 |
| FIRST DOWN (PENALTY) | 1 |
| TOTAL YDS | 379 |
| RUSHES-YDS | 27-114 |
| AVG. RUSH GAIN | 4.2 |
| PASS-COMP-ATT-INT | 29-25-0 |
| PASSING YDS | 297 |
| KICKOFFS | 4 |
| PUNTS-AVG. | 4-49.5 |
| RETURN YDS. | 51 |
| PENALTIES-YARDS | 3-20 |
| FUMBLES-LOST | 2-0 |
| TOUCHDOWNS | 3 |
| RUSHING TDS | 1 |
| PASSING TDS | 2 |
| FUMBLES | 2 |
| EXTRA POINTS-ATTEMPTS | 3-3 |
| FG MADE-ATT | 2-2 |
| RED ZONE EFF | 75% |
| TIME OF POSSESSION | 35:30 |

GIANTS

| |
|---------|
| 21 |
| 2 |
| 18 |
| 1 |
| 427 |
| 19-59 |
| 3.1 |
| 40-24-0 |
| 385 |
| 5 |
| 3-51.7 |
| 86 |
| 7-50 |
| 1-1 |
| 2 |
| 0 |
| 2 |
| 1 |
| 1-2 |
| 3-3 |
| 40% |
| 24:30 |

TOP INDIVIDUAL PERFORMANCES

| | GIANTS | TEXANS |
|--------------------|----------------------|--------------------|
| Rushing Yards | Barkley - 82 | Watson - 36 |
| Receiving Yards | Beckham Jr. - 109 | Fuller - 101 |
| Passing Yards | Manning - 297 | Watson - 385 |
| Touchdowns | Shepard - 1 | Miller - 1 |
| | Ellison - 1 | Thomas - 1 |
| Field Goals (long) | Rosas - 2 (44) | Fairbairn - 3 (54) |
| Tackles (solo) | Harrison Sr. - 7 (3) | Mathieu - 9 (7) |
| | | Jackson - 9 (5) |
| Sacks | Carter - 1.0 | Watt - 3.0 |
| | Hill - 1.0 | |
| | Edwards Jr. - 1.0 | |
| Interceptions | Ogletree - 1 | - |

G I A N T S P R I D E

RECORD BOOK



GIANTS ALL-TIME TOP 10

TOP TEN RUSHERS

(Based on Rushing Yardage)

| | Player | Years | Attempts | Yards | Avg | Lg | TDs |
|-----|----------------|----------------|----------|--------|-----|-----|-----|
| 1. | Tiki Barber | 1997-06 | 2,217 | 10,449 | 4.7 | 95† | 55 |
| 2. | Rodney Hampton | 1990-97 | 1,824 | 6,897 | 3.8 | 63† | 49 |
| 3. | Joe Morris | 1982-89 | 1,318 | 5,296 | 4.0 | 65† | 48 |
| 4. | Brandon Jacobs | 2005-11, 13 | 1,136 | 5,087 | 4.5 | 73 | 60 |
| 5. | Alex Webster | 1955-64 | 1,196 | 4,638 | 3.9 | 71 | 39 |
| 6. | Ahmad Bradshaw | 2007-12 | 921 | 4,232 | 4.6 | 88 | 32 |
| 7. | Ron Johnson | 1970-75 | 1,066 | 3,836 | 3.6 | 68 | 33 |
| 8. | Frank Gifford | 1952-60, 62-64 | 840 | 3,609 | 4.3 | 79 | 34 |
| 9. | Doug Kotar | 1974-81 | 900 | 3,380 | 3.8 | 53 | 20 |
| 10. | Eddie Price | 1950-55 | 846 | 3,292 | 3.9 | 80 | 20 |

TOP TEN PASSERS

(Based on Passing Yardage)

| | Player | Years | Att. | Comp. | Yards | Pct. | TDs | Ints |
|-----|--------------------|----------------|--------------|--------------|---------------|-------------|------------|------------|
| 1. | Eli Manning | 2004-18 | 7,506 | 4,505 | 52,482 | 60.0 | 342 | 229 |
| 2. | Phil Simms | 1979-93 | 4,647 | 2,576 | 33,462 | 55.4 | 199 | 157 |
| 3. | Charlie Conerly | 1948-61 | 2,833 | 1,418 | 19,488 | 50.0 | 173 | 167 |
| 4. | Kerry Collins | 1999-03 | 2,473 | 1,447 | 16,875 | 58.5 | 81 | 70 |
| 5. | Fran Tarkenton | 1967-71 | 1,898 | 1,051 | 13,905 | 55.4 | 103 | 72 |
| 6. | Y.A. Tittle | 1961-64 | 1,308 | 731 | 10,439 | 55.9 | 96 | 68 |
| 7. | Dave Brown | 1992-97 | 1,391 | 766 | 8,806 | 55.1 | 40 | 49 |
| 8. | Scott Brunner | 1980-83 | 986 | 482 | 6,121 | 48.9 | 28 | 48 |
| 9. | Craig Morton | 1974-76 | 884 | 461 | 5,734 | 52.1 | 29 | 49 |
| 10. | Norm Snead | 1972-74, 76 | 713 | 416 | 4,644 | 58.4 | 27 | 45 |

TOP TEN RECEIVERS

(Based on Number of Receptions)

| | Player | Years | No. | Yards | Avg | Lg | TD |
|-----|---------------------------|----------------|------------|--------------|-------------|------------|-----------|
| 1. | Amani Toomer | 1996-08 | 668 | 9,497 | 14.2 | 82 | 54 |
| 2. | Tiki Barber | 1997-06 | 586 | 5,183 | 8.8 | 87 | 12 |
| 3. | Joe Morrison | 1959-72 | 395 | 4,993 | 12.6 | 70 | 47 |
| 4. | Jeremy Shockey | 2002-07 | 371 | 4,228 | 11.4 | 59 | 27 |
| 5. | Ike Hilliard | 1997-04 | 368 | 4,630 | 12.6 | 59 | 27 |
| 6. | Frank Gifford | 1952-60, 62-64 | 367 | 5,434 | 14.8 | 77 | 43 |
| 7. | Odell Beckham, Jr. | 2014-18 | 337 | 4,695 | 13.9 | 87† | 38 |
| 8. | Chris Calloway | 1992-98 | 334 | 4,710 | 14.1 | 68 | 27 |
| 9. | Bob Tucker | 1970-77 | 327 | 4,376 | 13.4 | 63 | 22 |
| 10. | Hakeem Nicks | 2009-13, 15 | 318 | 4,676 | 14.7 | 68 | 27 |

GIANTS ALL-TIME TOP 10

TOP TEN SCORERS

(Based on Total Points)

| Player | Years | Touchdowns | | | | 2pt. Conv. | Kicking | | Total Pts. |
|-------------------|---------------|------------|------|-----|-----|---------------|---------|------|---------------|
| | | Tot | Rush | Rec | Ret | | FGs | PATs | |
| 1. Pete Gogolak | 1966-74 | 0 | 0 | 0 | 0 | | 126 | 268 | 646 |
| 2. Lawrence Tynes | 2007-12 | 0 | 0 | 0 | 0 | | 122 | 220 | 586 |
| 3. Brad Daluiso | 1993-00 | 0 | 0 | 0 | 0 | | 123 | 157 | 526 |
| 4. Frank Gifford | 1952-64 | 78 | 34 | 43 | 1 | | 2 | 10 | 484 |
| 5. Joe Danelo | 1976-82 | 0 | 0 | 0 | 0 | | 104 | 170 | 482 |
| 6. Tiki Barber | 1997-06 | 68 | 55 | 12 | 1 | 4 | 0 | 0 | 416 |
| 7. Josh Brown | 2013-16 | 0 | 0 | 0 | 0 | | 88 | 128 | 392 |
| 8. Joe Morrison | 1959-72 | 65 | 18 | 47 | 0 | | 0 | 0 | 390 |
| 9. Brandon Jacobs | 2005-11, 2013 | 64 | 60 | 4 | 0 | 1 | 0 | 0 | 386 |
| 10. Amani Toomer | 1996-08 | 58 | 1 | 54 | 3 | | 0 | 0 | 348 |

TOP TEN INTERCEPTORS

(Based on Number of Interceptions)

| Player | | Years | No | Ret. Yds | Avg | TD |
|--------|-------------------|-------------|----|----------|------|----|
| 1. | Emlen Tunnell | 1949-58 | 74 | 1,240 | 16.8 | 4 |
| 2. | Jim Patton | 1955-66 | 52 | 712 | 13.7 | 2 |
| 3. | Carl Lockhart | 1965-75 | 41 | 475 | 11.6 | 3 |
| 4. | Willie Williams | 1965, 67-73 | 35 | 462 | 13.2 | 0 |
| 5. | Dick Lynch | 1959-66 | 35 | 568 | 16.2 | 4 |
| 6. | Tom Landry | 1950-55 | 31 | 360 | 11.6 | 3 |
| 7. | Terry Kinard | 1983-89 | 27 | 574 | 21.3 | 2 |
| 8. | Terry Jackson | 1978-83 | 24 | 282 | 11.8 | 2 |
| 9. | Phillippi Sparks | 1992-99 | 22 | 163 | 7.4 | 0 |
| 10. | Corey Webster | 2005-12 | 20 | 226 | 11.3 | 1 |
| | Frank Reagan | 1941, 46-48 | 20 | 376 | 18.8 | 0 |
| | Howard Livingston | 1944-47 | 20 | 375 | 18.8 | 1 |

TOP TEN PUNT RETURNERS

(Based on Return Yardage)

| Player | Years | No | FC | Yds. | Avg. | Long | TD |
|------------------|---------|-----|----|-------|------|------|----|
| 1. David Meggett | 1989-94 | 202 | 80 | 2,230 | 11.0 | 76† | 6 |
| 2. Emlen Tunnell | 1948-58 | 261 | NA | 2,214 | 8.5 | 81 | 5 |
| 3. Phil McConkey | 1984-88 | 213 | 84 | 1,708 | 8.0 | 37 | 0 |
| 4. Tiki Barber | 1997-01 | 122 | 45 | 1,177 | 9.6 | 85† | 1 |
| 5. Amani Toomer | 1996-01 | 109 | 52 | 1,060 | 9.7 | 81† | 3 |
| 6. Leon Bright | 1981-83 | 106 | 0 | 852 | 8.0 | 55 | 0 |
| 7. Chad Morton | 2005-06 | 76 | 29 | 721 | 9.5 | 58 | 1 |
| 8. Domenik Hixon | 2007-12 | 49 | 33 | 565 | 11.5 | 79† | 1 |
| 9. Dwayne Harris | 2015-17 | 70 | 26 | 559 | 8.0 | 80† | 1 |
| 10. Bob Hammond | 1976-79 | 60 | 14 | 512 | 8.5 | 68† | 1 |

GIANTS ALL-TIME TOP 10

TOP TEN KICKOFF RETURNERS

(Based on Return Yardage)

| | Player | Years | No | Yds. | Avg. | Long | TD |
|-----|-----------------|---------|-----|-------|------|------|----|
| 1. | Clarence Childs | 1964-67 | 126 | 3,163 | 25.1 | 100 | 2 |
| 2. | David Meggett | 1989-94 | 146 | 2,989 | 20.5 | 92† | 1 |
| 3. | Willie Ponder | 2003-05 | 71 | 1,872 | 26.4 | 95† | 2 |
| 4. | Ahmad Bradshaw | 2007-12 | 77 | 1,788 | 23.2 | 68 | 0 |
| 5. | Rocky Thompson | 1971-73 | 65 | 1,768 | 27.2 | 93 | 2 |
| 6. | David Wilson | 2012-14 | 66 | 1,755 | 26.6 | 97† | 1 |
| 7. | David Patten | 1997-99 | 84 | 1,724 | 20.5 | 90† | 1 |
| 8. | Domenik Hixon | 2007-12 | 68 | 1,692 | 24.9 | 83 | 1 |
| 9. | Joe Scott | 1948-53 | 54 | 1,467 | 27.2 | NA | 1 |
| 10. | Ron Dixon | 2000-01 | 65 | 1,303 | 20.0 | 44 | 0 |

TOP TEN SACK LEADERS

(official statistic only since 1982)

| | Player | Years | Sacks |
|-----|-------------------|---------|-------|
| 1. | Michael Strahan | 1993-07 | 141.5 |
| 2. | Lawrence Taylor | 1981-93 | 132.5 |
| 3. | Leonard Marshall | 1983-92 | 79.5 |
| 4. | Osi Umenyiora | 2003-12 | 75.0 |
| 5. | Keith Hamilton | 1992-03 | 63.0 |
| 6. | Justin Tuck | 2005-13 | 60.5 |
| 7. | Jason Pierre-Paul | 2010-17 | 58.5 |
| 8. | George Martin | 1975-88 | 46.0 |
| 9. | Mathias Kiwanuka | 2006-13 | 38.5 |
| 10. | Carl Banks | 1984-92 | 36.0 |

*Taylor had 9.5 sacks as a rookie in 1981, the year before they became an official statistic.



LAWRENCE TAYLOR

GIANTS INDIVIDUAL RECORDS

SERVICE

MOST SEASONS, ACTIVE PLAYER

| | |
|----|------------------------------|
| 15 | Michael Strahan (1993-07) |
| 15 | Phil Simms (1979-93) |
| 15 | Mel Hein (1931-45) |
| 15 | Eli Manning (2004-18) |
| 14 | George Martin (1975-88) |
| 14 | Joe Morrison (1959-72) |
| 14 | Charlie Conerly (1948-61) |
| 13 | Amani Toomer (1996-08) |
| 13 | Howard Cross (1989-01) |
| 13 | Lawrence Taylor (1981-93) |
| 13 | Harry Carson (1976-88) |
| 13 | Greg Larson (1961-73) |
| 13 | Jim Katcavage (1956-68) |
| 13 | Rosie Brown (1953-65) |

MOST GAMES PLAYED, CAREER

| | |
|-----|------------------------------|
| 219 | Eli Manning (2004-18) |
| 216 | Michael Strahan (1993-07) |
| 207 | Howard Cross (1989-01) |
| 201 | George Martin (1975-88) |
| 190 | Amani Toomer (1996-08) |
| 184 | Lawrence Taylor (1981-93) |
| 184 | Joe Morrison (1959-72) |
| 179 | Greg Larson (1961-73) |
| 175 | Zak DeOssie (2007-18) |
| 173 | Keith Hamilton (1992-03) |
| 173 | Harry Carson (1976-88) |

MOST SEASONS, HEAD COACH

| | |
|----|--------------------------|
| 23 | Steve Owen (1931-53) |
| 12 | Tom Coughlin (2004-15) |
| 8 | Bill Parcells (1983-90) |
| 8 | Allie Sherman (1961-68) |
| 7 | Jim Fassel (1997-03) |
| 7 | Jim Lee Howell (1954-60) |

SCORING

MOST SEASONS LEADING LEAGUE

| | |
|---|--------------------------------|
| 1 | Jay Feely (2005)(kickers only) |
| 1 | Don Chandler (1963) |
| 1 | Gene Roberts (1949) tied |
| 1 | Ken Strong (1933) tied |

MOST POINTS, CAREER

| | |
|-----|--|
| 646 | Pete Gogolak (1966-74) (268-pat, 126-fg) |
| 586 | Lawrence Tynes (2007-12) (220-pat, 122-fg) |
| 526 | Brad Daluiso (1993-00) (157-pat, 123-fg) |
| 484 | Frank Gifford (1950-60, 62-64) (78-td, 10-pat, 2-fg) |

MOST POINTS, SEASON

| | |
|-----|--------------------------------------|
| 148 | Jay Feely 2005 (43-pat, 35-fg) |
| 145 | Lawrence Tynes 2012 (46-pat, 33-fg) |
| 143 | John Carney 2008 (38-pat, 35-fg) |
| 134 | Josh Brown 2015 (44-pat, 30-fg) |
| 127 | Ali Haji-Sheikh 1983 (22-pat, 35-fg) |
| 126 | Lawrence Tynes 2009 (45-pat, 27-fg) |

MOST POINTS, ROOKIE SEASON

| | |
|-----|--------------------------------------|
| 127 | Ali Haji-Sheikh 1983 (22-pat, 35-fg) |
| 108 | Matt Bryant 2002 (30-pat, 26-fg) |

MOST POINTS, GAME

| | |
|----|---|
| 24 | Rodney Hampton, vs. New Orleans, Sept. 24, 1995 |
| 24 | Earnest Gray, at St. Louis, Sept. 7, 1980 |
| 24 | Ron Johnson, at Philadelphia, Oct. 2, 1972 |
| 20 | Joe Danelo, at Seattle, Oct. 18, 1981 |

MOST CONSECUTIVE GAMES SCORING

| | |
|----|-----------------------------|
| 61 | Lawrence Tynes (2009-12) |
| 61 | Pete Gogolak (1969-73) |
| 57 | Ben Agajanian (1949, 54-57) |
| 47 | Raul Allegre (1986-91) |

TOUCHDOWNS

MOST SEASONS LEADING LEAGUE

| | |
|---|-------------------------------------|
| 2 | Bill Paschal (1943 tied, 1944 tied) |
| 1 | Joe Morris (1985) |
| 1 | Homer Jones (1967) |
| 1 | Gene Roberts (1949) |

MOST TOUCHDOWNS, CAREER

| | |
|----|--------------------------------|
| 78 | Frank Gifford (1952-60, 62-64) |
| 68 | Tiki Barber (1997-06) |
| 65 | Joe Morrison (1959-72) |
| 64 | Brandon Jacobs (2005-11, 13) |
| 58 | Amani Toomer (1996-2008) |

MOST TOUCHDOWNS, SEASON

| | |
|----|-----------------------|
| 21 | Joe Morris (1985) |
| 17 | Gene Roberts (1949) |
| 15 | Brandon Jacobs (2008) |
| 15 | Tiki Barber (2004) |
| 15 | Joe Morris (1986) |
| 14 | Rodney Hampton (1992) |
| 14 | Ottis Anderson (1989) |
| 14 | Joe Morris (1986) |
| 14 | Ron Johnson (1972) |
| 14 | Homer Jones (1967) |

MOST TOUCHDOWNS, ROOKIE SEASON

| | |
|----|---------------------------------|
| 12 | Odell Beckham Jr. (2014) |
| | Bill Paschal (1943) |

MOST TOUCHDOWNS, GAME

| | |
|---|--|
| 4 | Rodney Hampton, vs. New Orleans, Sept. 24, 1995 |
| 4 | Earnest Gray, at St. Louis, Sept. 7, 1980 |
| 4 | Ron Johnson, at Philadelphia, Oct. 2, 1972 |
| 3 | By many players |
| | Last: Odell Beckham Jr., at New Orleans, Nov. 1, 2015 |

MOST CONSECUTIVE GAMES SCORING TOUCHDOWNS

| | |
|----|-------------------------|
| 10 | Frank Gifford (1957-58) |
| 7 | Tiki Barber (2004) |
| 7 | Kyle Rote (1959-60) |
| 7 | Bill Paschal (1944) |
| 6 | Plaxico Burress (2007) |
| 6 | Tiki Barber (2004-05) |
| 6 | Joe Morris (1985-86) |
| 6 | Frank Gifford (1953) |

GIANTS INDIVIDUAL RECORDS

POINTS AFTER TOUCHDOWN

MOST SEASONS LEADING LEAGUE

- 1 Don Chandler (1963)
- 1 Pat Summerall (1961)
- 1 Ward Cuff (1938)

MOST POINTS AFTER TOUCHDOWN

ATTEMPTED, CAREER

- 277 Pete Gogolak (1966-74)
- 220 Lawrence Tynes (2007-12)
- 176 Joe Danelo (1976-82)
- 159 Ben Agajanian (1949, 54-57)
- 159 Brad Daluiso (1993-00)

MOST POINTS AFTER TOUCHDOWN

ATTEMPTED, SEASON

- 56 Don Chandler (1963)
- 48 Don Chandler (1962)
- 46 Lawrence Tynes (2012)
- 46 Pat Summerall (1961)
- 45 Josh Brown (2015)

MOST POINTS AFTER TOUCHDOWN

(NO MISSES), GAME

- 8 Pete Gogolak, vs. Philadelphia, Nov. 26, 1972
- 7 on occasions, Last: Josh Brown at New Orleans, Nov. 1, 2015

MOST POINTS AFTER TOUCHDOWN, CAREER

- 268 Pete Gogolak (1966-74)
- 220 Lawrence Tynes (2007-12)
- 170 Joe Danelo (1976-82)
- 157 Brad Daluiso (1993-00)
- 157 Ben Agajanian (1949, 54-57)

MOST POINTS AFTER TOUCHDOWN, SEASON

- 52 Don Chandler (1963)
- 47 Don Chandler (1962)
- 46 Lawrence Tynes (2012)
- 46 Pat Summerall (1961)
- 45 Lawrence Tynes (2009)

MOST POINTS AFTER TOUCHDOWN, GAME

- 8 Pete Gogolak, vs. Philadelphia, Nov. 26, 1972
- 7 on 7 occasions, most recently by Lawrence Tynes, vs. New Orleans, Dec. 9, 2012

MOST CONSECUTIVE POINTS AFTER TOUCHDOWN

- 204 Lawrence Tynes (2007-2012)
- 133 Pete Gogolak (1967-72)
- 126 Pat Summerall (1958-61)
- 85 Brad Daluiso (1993-00)
- 82 Josh Brown (2013-15)

MOST POINTS AFTER TOUCHDOWN

(NO MISSES), SEASON

- 46 Lawrence Tynes (2012)
- 46 Pat Summerall (1961)
- 45 Lawrence Tynes (2009)
- 44 Josh Brown (2014)
- 43 Lawrence Tynes (2010)
- 43 Lawrence Tynes (2011)
- 43 Jay Feely (2005)

FIELD GOALS

MOST SEASONS LEADING LEAGUE

- 3 Ward Cuff (1938, tied, 1939, 1943, tied)
- 1 Ali Haji-Sheikh (1983)
- 1 Pat Summerall (1959)
- 1 Ken Strong (1944)

MOST FIELD GOALS ATTEMPTED, CAREER

- 219 Pete Gogolak (1966-74)
- 176 Joe Danelo (1976-82)
- 160 Brad Daluiso (1993-00)
- 146 Lawrence Tynes (2007-12)
- 112 Pat Summerall (1958-61)

MOST FIELD GOALS ATTEMPTED, SEASON

- 42 Jay Feely (2005)
- 42 Ali Haji-Sheikh (1983)
- 41 Pete Gogolak (1970)
- 39 Lawrence Tynes (2012)
- 38 John Carney (2008)
- 38 Joe Danelo (1981)

MOST FIELD GOALS ATTEMPTED, GAME

- 6 on six occasions, most recently by Jay Feely, vs. Washington, Oct. 30, 2005

MOST FIELD GOALS, CAREER

- 126 Pete Gogolak (1966-74)
- 123 Brad Daluiso (1993-00)
- 122 Lawrence Tynes (2007-12)
- 104 Joe Danelo (1976-82)

MOST FIELD GOALS, SEASON

- 35 John Carney (2008)
- 35 Jay Feely (2005)
- 35 Ali Haji-Sheikh (1983)
- 33 Lawrence Tynes (2012)
- 30 Josh Brown (2015)
- 27 Lawrence Tynes (2009)
- 26 Matt Bryant (2002)

MOST FIELD GOALS, GAME

- 6 Joe Danelo, at Seattle, Oct. 18, 1981
- 5 Josh Brown, at Tennessee, Dec. 7, 2014
- 5 Josh Brown, at Philadelphia, Oct. 27, 2013
- 5 Lawrence Tynes, at Dallas, Oct. 28, 2012
- 5 Lawrence Tynes, at Carolina, Sept. 20, 2012
- 5 Jay Feely, vs. Washington, Oct. 30, 2005
- 5 Steve Christie, at Cincinnati, Dec. 26, 2004
- 5 Raul Allegre, at Minnesota, Nov. 16, 1986
- 5 Eric Schubert, vs. Tampa Bay, Nov. 3, 1985
- 5 Ali Haji-Sheikh, at Washington, Dec. 17, 1983

MOST CONSECUTIVE GAMES

KICKING FIELD GOALS

- 26 Lawrence Tynes (2011-12)
- 18 Joe Danelo (1977-79)
- 15 Lawrence Tynes (2009)
- 15 Jay Feely (2005)
- 15 Raul Allegre (1987-89)
- 15 Ali Haji-Sheikh (1983)
- 14 Pat Summerall (1960-61)

GIANTS INDIVIDUAL RECORDS

MOST CONSECUTIVE SUCCESSFUL

FIELD GOAL ATTEMPTS

- 29 Josh Brown (2014-15)
- 17 Josh Brown (2013)
- 16 Lawrence Tynes (2010)
- 14 Ali Haji-Sheikh (1983)
- 14 Brad Daluiso (1996)
- 14 John Carney (2008)

LONGEST FIELD GOAL (IN YARDS)

- 56 Ali Haji-Sheikh, at Detroit, Nov. 7, 1983
- 56 Ali Haji-Sheikh, vs. Green Bay, Sept. 26, 1983
- 55 Joe Danelo, vs. New Orleans, Sept. 20, 1981
- 54 on four occasions, most recently by
Brad Daluiso, vs. Phoenix, Nov. 28, 1993
- 53 on seven occasions, most recently by
Josh Brown, vs. New England, Nov. 15, 2015
- 52 on 12 occasions, most recently by
Aldrick Rosas, at Oakland, Dec. 3, 2017**
- 51 on nine occasions, most recently by
Aldrick Rosas, at Denver, Oct. 15, 2017**
- 50 on 16 occasions, most recently by
Aldrick Rosas, vs. L.A. Rams, Nov. 5, 2017**

HIGHEST FIELD GOAL PERCENTAGE, CAREER (50 ATTEMPTS)

- 91.7 Josh Brown 77-84 (2013-15)
- 84.1 Jay Feely 58-69 (2005-06)
- 83.6 Lawrence Tynes 122-146 (2007-12)
- 76.9 Brad Daluiso 123-160 (1993-00)
- 75.3 Matt Bahr 55-73 (1990-92)

HIGHEST FIELD GOAL PERCENTAGE, SEASON (14 ATTEMPTS)

- 93.8 Josh Brown 30-32 (2015)
- 92.3 Josh Brown 24-26 (2014)
- 92.1 John Carney 35-38 (2008)
- 88.9 Brad Daluiso 24-27 (1996)
- 88.5 Josh Brown 23-26 (2013)
- 85.7 Cary Blanchard 18-21 (1999)

MOST FIELD GOALS, 50 OR MORE YARDS, CAREER

- 9 Joe Danelo (1976-82)
- 8 Josh Brown (2013-15)
- 6 Brad Daluiso (1993-00)
- 5 Lawrence Tynes (2007-12)
- 3 Aldrick Rosas (2017)**
- 3 Jay Feely (2005)
- 3 Steve Christie (2004)
- 3 Raul Allegre (1986-91)
- 3 Ali Haji-Sheikh (1983-85)

MOST FIELD GOALS, 50 OR MORE YARDS, SEASON

- 4 Josh Brown (2014)
- 3 Aldrick Rosas (2017)**
- 3 Josh Brown (2015)
- 3 Jay Feely (2005)
- 3 Steve Christie (2004)
- 3 Joe Danelo (1981)
- 2 Lawrence Tynes (2010)
- 2 Morten Andersen (2001)
- 2 Brad Daluiso (1995)
- 2 Raul Allegre (1987)
- 2 Ali Haji-Sheikh (1983)

SAFETIES

MOST SAFETIES, SEASON

- 1 by many players
- Last: Rashad Jennings, vs. Washington, Sept. 24, 2015
(blocked punt)

MOST SAFETIES, GAME

- 1 by many players
- Last: Rashad Jennings, vs. Washington, Sept. 24, 2015
(blocked punt)

MOST SAFETIES, CAREER

- 3 Jim Katcavage (1956-68)
- 2 Leonard Marshall (1983-92)
- 1 by many players

RUSHING

MOST SEASONS LEADING LEAGUE

- 2 Bill Pascal (1943-44)
- 1 Eddie Price (1951)
- 1 Tuffy Leemans (1936)

MOST ATTEMPTS, CAREER

- 2,217 Tiki Barber (1997-06)
- 1,824 Rodney Hampton (1990-97)
- 1,318 Joe Morris (1982-89)
- 1,196 Alex Webster (1955-64)
- 1,136 Brandon Jacobs (2005-11, 13)

MOST ATTEMPTS, SEASON

- 357 Tiki Barber (2005)
- 341 Joe Morris (1986)
- 327 Rodney Hampton (1994)
- 327 Tiki Barber (2006)
- 325 Otis Anderson (1989)
- 322 Tiki Barber (2004)
- 307 Joe Morris (1988)

MOST ATTEMPTS, GAME

- 43 Butch Woolfolk, at Philadelphia, Nov. 20, 1983
- 41 Rodney Hampton, vs. Rams, Sept. 19, 1993
- 38 Joe Montgomery, vs. New York Jets, Dec. 5, 1999
- 38 Harry Newman, vs. Green Bay, Nov. 11, 1934
- 36 Joe Morris, vs. Pittsburgh, Dec. 21, 1985
- 36 Ron Johnson, at Philadelphia, Oct. 2, 1972
- 34 on four occasions, most recently by
Rashad Jennings, vs. Houston, Sept. 21, 2014
- 33 on three occasions, most recently by
Rodney Hampton, vs. New Orleans, Sept. 24, 1995
- 32 on five occasions, most recently by
Tiki Barber, at Philadelphia, Dec. 11, 2005
- 31 on two occasions, most recently by
Joe Morris, vs. Kansas City, Dec. 11, 1988

MOST YARDS GAINED, CAREER

- 10,449 Tiki Barber (1997-06)
- 6,897 Rodney Hampton (1990-97)
- 5,296 Joe Morris (1982-89)
- 5,087 Brandon Jacobs (2005-11, 2013)
- 4,638 Alex Webster (1955-64)
- 4,232 Ahmad Bradshaw (2007-12)
- 3,836 Ron Johnson (1970-75)

GIANTS INDIVIDUAL RECORDS

MOST YARDS GAINED, SEASON

| | |
|-------|-----------------------|
| 1,860 | Tiki Barber (2005) |
| 1,662 | Tiki Barber (2006) |
| 1,518 | Tiki Barber (2004) |
| 1,516 | Joe Morris (1986) |
| 1,387 | Tiki Barber (2002) |
| 1,336 | Joe Morris (1985) |
| 1,235 | Ahmad Bradshaw (2010) |
| 1,216 | Tiki Barber (2003) |
| 1,182 | Rodney Hampton (1995) |
| 1,182 | Ron Johnson (1972) |
| 1,141 | Rodney Hampton (1992) |
| 1,089 | Brandon Jacobs (2008) |
| 1,083 | Joe Morris (1988) |
| 1,077 | Rodney Hampton (1993) |
| 1,075 | Rodney Hampton (1994) |
| 1,063 | Gary Brown (1998) |
| 1,059 | Rodney Hampton (1991) |
| 1,027 | Ron Johnson (1970) |
| 1,025 | Derrick Ward (2008) |
| 1,023 | Ottis Anderson (1989) |
| 1,015 | Ahmad Bradshaw (2012) |

MOST YARDS GAINED, GAME

| | |
|-----|--|
| 234 | Tiki Barber, at Washington, Dec. 30, 2006 |
| 220 | Tiki Barber, vs. Kansas City, Dec. 17, 2005 |
| 218 | Gene Roberts, vs. Chicago Cardinals, Nov. 12, 1950 |
| 215 | Derrick Ward, vs. Carolina, Dec. 21, 2008 |
| 206 | Tiki Barber, vs. Washington, Oct. 30, 2005 |
| 203 | Tiki Barber, at Oakland, Dec. 31, 2005 |
| 203 | Tiki Barber, vs. Philadelphia, Dec. 28, 2002 |
| 202 | Joe Morris, vs. Pittsburgh, Dec. 21, 1985 |
| 200 | Ahmad Bradshaw vs. Cleveland, Oct. 7, 2012 |
| 188 | Bill Paschal, vs. Washington, Dec. 5, 1943 |
| 187 | Rodney Hampton, at Dallas, Dec. 17, 1995 |
| 185 | Tiki Barber, at Atlanta, Oct. 15, 2006 |

MOST GAMES 100 YARDS OR MORE

RUSHING, CAREER

| | |
|----|--------------------------------|
| 38 | Tiki Barber (1997-06) |
| 19 | Joe Morris (1982-89) |
| 17 | Rodney Hampton (1990-97) |
| 13 | Brandon Jacobs (2005-11, 2013) |
| 12 | Ahmad Bradshaw (2007-12) |
| 11 | Eddie Price (1950-55) |
| 10 | Ron Johnson (1970-75) |

MOST GAMES, 100 YARDS OR MORE

RUSHING, SEASON

| | |
|---|-----------------------|
| 9 | Tiki Barber (2004) |
| 8 | Tiki Barber (2005) |
| 8 | Tiki Barber (2006) |
| 8 | Joe Morris (1986) |
| 6 | Gary Brown (1998) |
| 6 | Joe Morris (1985) |
| 5 | Brandon Jacobs (2007) |
| 5 | Rodney Hampton (1993) |

LONGEST RUN FROM SCRIMMAGE

| | |
|----|--|
| 95 | Tiki Barber, at Oakland, Dec. 31, 2005 |
| 91 | Hap Moran, vs. Green Bay, Nov. 23, 1930 |
| 88 | Ahmad Bradshaw, at Buffalo, Dec. 23, 2007 |
| 80 | Eddie Price, at Philadelphia, Dec. 9, 1951 |
| 79 | Frank Gifford, vs. Washington, Nov. 29, 1959 |
| 78 | Tiki Barber, vs. Arizona, Sept. 3, 2000 |
| 77 | Bill Paschal, vs. Cleveland Rams, Nov. 4, 1945 |

HIGHEST AVERAGE GAIN, CAREER (500 ATTEMPTS)

| | |
|------|---|
| 4.71 | Tiki Barber, 1997-2006 (2,217-10,449) |
| 4.60 | Ahmad Bradshaw, 2007-2012 (921-4,232) |
| 4.48 | Brandon Jacobs, 2005-11, 2013 (1,136-5,087) |
| 4.30 | Frank Gifford, 1952-60, 62-64 (840-3,609) |
| 4.14 | Mel Triplett, 1955-60 (553-2,289) |
| 4.02 | Joe Morris, 1982-88 (1,318-5,296) |

HIGHEST AVERAGE GAIN, SEASON (QUALIFIERS)

| | |
|------|-------------------------------|
| 5.63 | Derrick Ward 2008 (182-1,025) |
| 5.60 | Brandon Jacobs 2010 (147-823) |
| 5.58 | Eddie Price 1950 (126-703) |
| 5.21 | Tiki Barber 2005 (357-1,860) |
| 5.21 | Tiki Barber 2001 (166-865) |
| 5.15 | Frank Gifford 1956 (159-819) |
| 5.09 | Frank Gifford 1959 (106-540) |

HIGHEST AVERAGE GAIN, GAME (10 ATTEMPTS)

| | |
|-------|--|
| 14.33 | Derrick Ward, vs. Carolina, Dec. 21, 2008 (15-215) |
| 13.30 | Frank Reagan, vs. Rams, Dec. 1, 1946 (10-133) |
| 12.23 | Tuffy Leemans, vs. Green Bay, Nov. 20, 1938 (13-159) |
| 11.43 | Ernie Koy, at Washington, Oct. 1, 1967 (14-160) |

MOST RUSHING TOUCHDOWNS, CAREER

| | |
|----|--------------------------------|
| 60 | Brandon Jacobs (2005-11, 13) |
| 55 | Tiki Barber (1997-06) |
| 49 | Rodney Hampton (1990-97) |
| 48 | Joe Morris (1982-89) |
| 39 | Alex Webster (1955-64) |
| 35 | Ottis Anderson (1986-92) |
| 34 | Frank Gifford (1952-60, 62-64) |

MOST RUSHING TOUCHDOWNS, SEASON

| | |
|----|-----------------------|
| 21 | Joe Morris (1985) |
| 15 | Brandon Jacobs (2008) |
| 14 | Rodney Hampton (1992) |
| 14 | Ottis Anderson (1989) |
| 14 | Joe Morris (1986) |
| 13 | Tiki Barber (2004) |
| 11 | Tiki Barber (2002) |
| 11 | Ottis Anderson (1990) |
| 10 | Rodney Hampton (1995) |
| 10 | Rodney Hampton (1991) |
| 10 | Bill Paschal (1943) |

MOST RUSHING TOUCHDOWNS, GAME

| | |
|---|--|
| 4 | Rodney Hampton, vs. New Orleans, Sept. 24, 1995 |
| 3 | on 16 occasions, most recently by Ahmad Bradshaw, vs. Buffalo, Oct. 16, 2011 |
| 2 | on many occasions, most recently by Rashad Jennings, at Jacksonville, Nov. 30, 2014 |

MOST CONSECUTIVE GAMES RUSHING FOR TOUCHDOWNS

| | |
|---|-----------------------|
| 7 | Bill Paschal (1944) |
| 6 | Joe Morris (1985-86) |
| 5 | Andre Brown (2012) |
| 5 | Tiki Barber (2002) |
| 5 | Rodney Hampton (1991) |
| 5 | Ottis Anderson (1989) |
| 5 | Bill Gaiters (1961) |

GIANTS INDIVIDUAL RECORDS

ALL-PURPOSE YARDS

MOST ALL-PURPOSE YARDS, CAREER

| | |
|--------|----------------------------------|
| 17,359 | Tiki Barber (1997-06) |
| 10,924 | Amani Toomer (1996-08) |
| 9,862 | Frank Gifford (1952-60, 1962-64) |
| 8,750 | Rodney Hampton (1990-97) |

MOST ALL-PURPOSE YARDS, SEASON

| | |
|-------|---------------------|
| 2,390 | Tiki Barber (2005) |
| 2,127 | Tiki Barber (2006) |
| 2,096 | Tiki Barber (2004) |
| 2,085 | Tiki Barber (2000) |
| 1,989 | Tiki Barber (2002) |
| 1,925 | David Wilson (2012) |

MOST ALL-PURPOSE YARDS, GAME

| | |
|-----|--|
| 327 | David Wilson (Dec. 9, 2012 vs. NO) |
| 303 | Domenik Hixon (Oct. 28, 2009 at NO) |
| 279 | Joe Scott (Nov. 14, 1948 vs. L.A. Rams) |
| 276 | Tiki Barber (Dec. 28, 2002 vs. Phila.) |
| 269 | Domenik Hixon (Nov. 23, 2008 at Arizona) |
| 269 | Del Shofner (Oct. 28, 1962 vs. Washington) |
| 263 | Tiki Barber (Dec. 31, 2005 vs. Oakland) |

PASSING

MOST SEASONS LEADING LEAGUE

| | |
|---|-------------------------|
| 2 | Ed Danowski (1935,1938) |
| 1 | Phil Simms (NFC, 1990) |
| 1 | Norm Snead (1972) |
| 1 | Y.A. Tittle (1963) |
| 1 | Charlie Conerly (1959) |
| 1 | Harry Newman (1933) |

MOST PASSES ATTEMPTED, CAREER

| | |
|-------|---------------------------|
| 7,506 | Eli Manning (2004-18) |
| 4,647 | Phil Simms (1979-93) |
| 2,833 | Charlie Conerly (1948-61) |
| 2,473 | Kerry Collins (1999-03) |
| 1,898 | Fran Tarkenton (1967-71) |

MOST PASSES ATTEMPTED, SEASON

| | |
|-----|----------------------|
| 618 | Eli Manning (2015) |
| 601 | Eli Manning (2014) |
| 598 | Eli Manning (2016) |
| 589 | Eli Manning (2011) |
| 571 | Eli Manning (2017) |
| 568 | Kerry Collins (2001) |
| 557 | Eli Manning (2005) |
| 551 | Eli Manning (2013) |
| 545 | Kerry Collins (2002) |
| 539 | Eli Manning (2010) |
| 536 | Eli Manning (2012) |

MOST PASSES ATTEMPTED, GAME

| | |
|----|--|
| 63 | Eli Manning, at Philadelphia, Dec. 22, 2016 |
| 62 | Phil Simms, at Cincinnati, Oct. 13, 1985 |
| 59 | Kerry Collins, at New England, Oct. 12, 2003 |
| 59 | Kerry Collins, vs. Green Bay, Jan. 6, 2002 |
| 57 | Eli Manning, vs. Philadelphia, Dec. 17, 2017 |

| | |
|----|---|
| 54 | Eli Manning, vs. San Francisco, Oct. 11, 2015 |
| 53 | Eli Manning, vs. Philadelphia, Dec. 28, 2014 |
| 53 | Eli Manning, vs. Washington, Dec. 16, 2007 |
| 53 | Eli Manning, at Seattle, Nov. 27, 2005 |
| 53 | Charlie Conerly, at Pittsburgh, Dec. 5, 1948 |
| 52 | Eli Manning, vs. Indianapolis, Nov. 3, 2014 |
| 52 | Eli Manning, vs. Philadelphia, Oct. 6, 2013 |
| 52 | Kerry Collins, at Washington, Oct. 28, 2001 |
| 52 | Jeff Rutledge, vs. Seattle, Dec. 11, 1983 |
| 51 | Eli Manning at Washington, Nov. 29, 2015 |
| 51 | Eli Manning, vs. Tampa Bay, Sept. 16, 2012 |
| 51 | Kerry Collins, vs. Dallas, Sept. 15, 2003 |
| 51 | Kerry Collins, vs. Detroit, Nov. 19, 2000 |
| 51 | Kerry Collins, vs. Minnesota, Dec. 26, 1999 |
| 51 | Scott Brunner, vs. San Diego, Oct. 2, 1983 |
| 51 | Scott Brunner, at St. Louis, Dec. 26, 1982 |

MOST PASSES COMPLETED, CAREER

| | |
|-------|---------------------------|
| 4,505 | Eli Manning (2004-18) |
| 2,576 | Phil Simms (1979-93) |
| 1,447 | Kerry Collins (1999-2003) |
| 1,418 | Charlie Conerly (1948-61) |
| 1,051 | Fran Tarkenton (1967-71) |

MOST PASSES COMPLETED, SEASON

| | |
|-----|----------------------|
| 387 | Eli Manning (2015) |
| 379 | Eli Manning (2014) |
| 377 | Eli Manning (2016) |
| 359 | Eli Manning (2011) |
| 352 | Eli Manning (2017) |
| 339 | Eli Manning (2010) |
| 335 | Kerry Collins (2002) |
| 327 | Kerry Collins (2001) |
| 321 | Eli Manning (2012) |
| 317 | Eli Manning (2013) |
| 317 | Eli Manning (2009) |
| 311 | Kerry Collins (2000) |

MOST PASSES COMPLETED, GAME

| | |
|----|---|
| 41 | Eli Manning, vs. San Francisco, Oct. 11, 2015 |
| 40 | Phil Simms, at Cincinnati, Oct. 13, 1985 |
| 38 | Eli Manning, at Philadelphia, Dec. 22, 2016 |
| 37 | Eli Manning, vs. Philadelphia, Dec. 17, 2017 |
| 36 | Kerry Collins, vs. Green Bay, Jan. 6, 2002 |
| 36 | Charlie Conerly, at Pittsburgh, Dec. 5, 1948 |
| 35 | Kerry Collins, at New England, Oct. 12, 2003 |
| 34 | Eli Manning, vs. Tennessee, Sept. 26, 2010 |
| 33 | Eli Manning, at New Orleans, Nov. 28, 2011 |
| 33 | Eli Manning, vs. Dallas, Nov. 14, 2010 |
| 32 | Eli Manning, vs. Baltimore, Oct. 16, 2016 |
| 32 | Eli Manning, vs. New Orleans, Sept. 18, 2016 |
| 32 | Kerry Collins, at Washington, Oct. 28, 2001 |
| 31 | Eli Manning, vs. Tampa Bay, Sept. 16, 2012 |
| 31 | Eli Manning, vs. Miami, Oct. 30, 2011 |
| 31 | Eli Manning, at Philadelphia, Sept. 17, 2006 |
| 31 | Kerry Collins, vs. Miami, Oct. 5, 2003 |
| 31 | Kerry Collins, vs. Minnesota, Dec. 26, 1999 |
| 31 | Scott Brunner, vs. San Diego, Oct. 2, 1983 |
| 30 | Eli Manning, at Tampa Bay, Oct. 1 2017 |
| 30 | Eli Manning at New Orleans, Nov. 1, 2015 |

GIANTS INDIVIDUAL RECORDS

- 30 Kerry Collins, vs. Seattle, Dec. 23, 2001
- 30 Kerry Collins, at Dallas, Jan. 2, 2000
- 30 Phil Simms, at St. Louis, Dec. 13, 1987
- 30 Randy Johnson, vs. Philadelphia, Dec. 19, 1971

MOST CONSECUTIVE PASSES COMPLETED

- 21 Eli Manning, at New Orleans, Nov. 28, 2011**
- 15 Eli Manning, vs. San Francisco, Oct. 11, 2015**
- 13 Kerry Collins, at Phil. Sept. 10, 2000/
at Chicago, Sept. 17, 2000 (spanned 2 games)
- 13 Phil Simms, at Cincinnati, Oct. 13, 1985
- 12 Eli Manning, at Atlanta, October 15, 2007**
- 12 Y.A. Tittle, vs. Washington, Oct. 28, 1962

HIGHEST COMPLETION PERCENTAGE, CAREER (1000 ATTEMPTS)

- 60.0 Eli Manning (4,505-7,506, 2004-18)**
- 58.51 Kerry Collins (1,447-2,473, 1999-03)
- 55.89 Y.A. Tittle (731-1,308, 1961-64)
- 55.43 Phil Simms (2,576-4,647, 1979-93)
- 55.37 Fran Tarkenton (1,051-1,898, 1967-71)

HIGHEST COMPLETION PERCENTAGE, SEASON (QUALIFIERS)

- 63.06 Eli Manning (379-601, 2014)**
- 63.05 Eli Manning (377-598, 2016)**
- 62.89 Eli Manning (339-539, 2010)**
- 62.81 Kurt Warner (174-277, 2004)
- 62.81 Jeff Hostetler (179-285, 1991)
- 62.62 Eli Manning (387-618, 2015)**
- 62.27 Eli Manning (317-509, 2009)**
- 61.75 Phil Simms (247-400, 1993)
- 61.65 Eli Manning (352-571, 2017)**
- 61.46 Kerry Collins (335-545, 2003)
- 60.95 Eli Manning (359-589, 2011)**

HIGHEST COMPLETION PERCENTAGE, GAME (20 ATTEMPTS)

- 87.10 Eli Manning, at Miami, Dec. 14, 2015 (27-31)**
- 86.20 Eli Manning, at Houston, Sept. 23, 2018 (25-29)**
- 84.61 Kerry Collins, at St. Louis, Sept. 15, 2002 (22-26)
- 82.35 Jeff Hostetler, at Dallas, Sept. 29, 1991 (28-34)
- 80.95 Phil Simms, at Indianapolis, Nov. 5, 1990 (17-21)
- 80.95 Phil Simms, vs. St. Louis, Oct. 25, 1987 (17-21)
- 80.77 Phil Simms, vs. Green Bay, Dec. 19, 1987 (21-26)
- 80.00 Norm Snead, vs. N.E., Sept. 22, 1974 (28-35)
- 80.00 Fran Tarkenton, vs. San Diego, Nov. 7, 1971 (16-20)
- 80.00 Y.A. Tittle, vs. Philadelphia, Nov. 10, 1963 (16-20)

MOST YARDS PASSING, CAREER

- 52,185 Eli Manning (2004-18)**
- 33,462 Phil Simms (1979-93)
- 19,488 Charlie Conerly (1948-61)
- 16,875 Kerry Collins (1999-03)
- 13,905 Fran Tarkenton (1967-71)
- 10,439 Y.A. Tittle (1961-64)

MOST YARDS PASSING, SEASON

- 4,933 Eli Manning (2011)**
- 4,432 Eli Manning (2015)**
- 4,410 Eli Manning (2014)**

- 4,073 Kerry Collins (2002)
- 4,044 Phil Simms (1984)
- 4,027 Eli Manning (2016)**
- 4,021 Eli Manning (2009)**
- 4,002 Eli Manning (2010)**
- 3,981 Eli Manning (2014)**
- 3,948 Eli Manning (2012)**
- 3,829 Phil Simms (1985)
- 3,818 Eli Manning (2013)**
- 3,764 Kerry Collins (2001)
- 3,762 Eli Manning (2005)**
- 3,487 Phil Simms (1986)

MOST YARDS PASSING, GAME

- 513 Phil Simms, at Cincinnati, Oct. 13, 1985
- 510 Eli Manning, vs. Tampa Bay, Sept. 16, 2012
- 505 Y.A. Tittle, vs. Washington, Oct. 28, 1962
- 450 Eli Manning, at Dallas, Sept. 8, 2013
- 441 Eli Manning, vs. San Francisco, Oct. 11, 2015
- 434 Eli Manning, vs. Philadelphia, Dec. 17, 2017**
- 432 Phil Simms, vs. Dallas, Oct. 6, 1985
- 429 Eli Manning, vs. Philadelphia, Dec. 28, 2014
- 420 Eli Manning, vs. Seattle, Oct. 9, 2011
- 409 Phil Simms, vs. Philadelphia, Sept. 2, 1984
- 406 Eli Manning, at New Orleans, Nov. 28, 2011
- 403 Eli Manning, vs. Baltimore, Oct. 16, 2016
- 400 Eli Manning, at Dallas, Dec. 11, 2011

MOST GAMES, 300 YARDS OR MORE PASSING, CAREER

- 45 Eli Manning (2004-18)**
- 21 Phil Simms (1979-93)
- 17 Kerry Collins (1999-03)
- 9 Y.A. Tittle (1961-64)

MOST GAMES, 300 YARDS OR MORE PASSING, SEASON

- 8 Eli Manning (2011)**
- 6 Eli Manning (2015)**
- 5 Eli Manning (2014)**
- 5 Kerry Collins (2001)
- 4 Eli Manning (2016)**
- 4 Eli Manning (2010)**
- 4 Kerry Collins (2002)
- 4 Phil Simms (1986)
- 4 Phil Simms (1984)
- 4 Y.A. Tittle (1962)
- 3 Eli Manning (2013)**
- 3 Eli Manning (2012)**
- 3 Eli Manning (2009)**
- 3 Eli Manning (2005)**
- 3 Kerry Collins (2003)
- 3 Kerry Collins (2000)
- 3 Phil Simms (1988)
- 3 Phil Simms (1985)
- 3 Jeff Rutledge (1983)
- 3 Y.A. Tittle (1961)

LONGEST PASS COMPLETION (IN YARDS)

- 99 Eli Manning (to Victor Cruz)
at Jets, Dec. 24, 2011
- 98 Earl Morrall (to Homer Jones)
at Pittsburgh, Sept. 11, 1966
- 94 Norm Snead (to Rich Houston)

GIANTS INDIVIDUAL RECORDS

vs. Dallas, Sept. 24, 1972

92 Eli Manning (to Mario Manningham) at Washington, Jan. 2, 2011

89 Earl Morrall (to Homer Jones) vs. Philadelphia, Oct. 17, 1965

88 Frank Reagan (to George Franck) vs. Washington, Oct. 12, 1947

87 Eli Manning (to Odell Beckham Jr.) vs. New England, Nov. 15, 2015

87 Kent Graham (to Tiki Barber) at Arizona, Dec. 6, 1998

85 Eli Manning (to Mario Manningham) at Green Bay, Dec. 26, 2010

MOST TOUCHDOWN PASSES, CAREER

342 Eli Manning (2004-18)

199 Phil Simms (1979-93)

173 Charlie Conerly (1948-61)

103 Fran Tarkenton (1967-71)

96 Y.A. Tittle (1961-64)

MOST TOUCHDOWN PASSES, SEASON

36 Y.A. Tittle (1963)

35 Eli Manning (2015)

33 Y.A. Tittle (1962)

31 Eli Manning (2010)

30 Eli Manning (2014)

29 Eli Manning (2011)

29 Fran Tarkenton (1967)

MOST TOUCHDOWN PASSES, GAME

7 Y.A. Tittle, vs. Washington, Oct. 28, 1962

6 Eli Manning, at New Orleans, Nov. 1, 2015

6 Y.A. Tittle, vs. Dallas, Dec. 16, 1962

5 Eli Manning, vs. Philadelphia, Dec. 30, 2012

5 Phil Simms at St. Louis, Sept. 7, 1980

5 Fran Tarkenton, vs. St. Louis, Oct. 25, 1970

MOST CONSECUTIVE GAMES TOUCHDOWN PASSES

15 Y.A. Tittle (1962-64)

12 Eli Manning (2008)

12 Eli Manning (2004-05)

12 Eli Manning (2005-06)

10 Eli Manning (2015-2016)

10 Eli Manning (2009)

10 Phil Simms (1988-89)

10 Phil Simms (1986-87)

10 Charlie Conerly (1948-49)

LOWEST PERCENTAGE PASSES HAD INTERCEPTED, CAREER (MIN. 1000 ATTEMPTS)

2.8 Kerry Collins (70 int., 2,473 att.)

3.1 Eli Manning (229 int., 7,506 att.)

3.4 Phil Simms (157 int., 4,647 att.)

3.5 Dave Brown (49 int., 1,391 att.)

3.8 Fran Tarkenton (72 int., 1,898 att.)

LOWEST PERCENTAGE PASSES HAD INTERCEPTED, SEASON

1.3 Phil Simms, 1990 (4 int., 311 att.)

1.4 Kurt Warner, 2004 (4 int, 277 att.)

1.4 Jeff Hostetler, 1991 (4 int., 285 att.)

2.0 Fran Tarkenton, 1969 (8 int., 409 att.)

FEWEST PASSES HAD INTERCEPTED, GAME (MOST ATTEMPTS)

0 Eli Manning, vs. Indianapolis, Nov. 3, 2014 (52 attempts)

0 Scott Brunner, vs. St. Louis, Dec. 26, 1982 (51 attempts)

0 Phil Simms, at L.A. Rams, Sept. 30, 1984 (48 attempts)

0 Kerry Collins, vs. Seattle, Dec. 23, 2001 (47 attempts)

0 Dave Brown, vs. Balt., Sept. 14, 1997 (46 attempts)

0 Fran Tarkenton, at Dallas, Oct. 11, 1971 (46 attempts)

0 Phil Simms, at Phoenix, Nov. 13, 1988 (45 attempts)

0 Eli Manning, vs. Miami, Oct. 30, 2011 (45 attempts)

0 Eli Manning, vs. Dallas Cowboys, Sept. 16, 2018 (44 attempts)

0 Eli Manning, vs. New England, Nov. 15, 2015 (44 attempts)

MOST PASSES HAD INTERCEPTED, CAREER

229 Eli Manning (2004-18)

167 Charlie Conerly (1949-61)

157 Phil Simms (1979-93)

72 Fran Tarkenton (1967-71)

70 Kerry Collins (1999-2003)

MOST PASSES HAD INTERCEPTED, SEASON

27 Eli Manning (2013)

25 Eli Manning (2010)

25 Charlie Conerly (1953)

25 Frank Filchock (1946)

23 Joe Pisarcik (1978)

22 5 times, most recently by Phil Simms (1986)

MOST PASSES HAD INTERCEPTED, GAME

5 Eli Manning, vs. San Francisco, Nov. 16, 2014

5 Eli Manning, vs. Seattle, Dec. 15, 2013

5 Jeff Rutledge, at New Orleans, Nov. 22, 1987

5 Charlie Conerly, vs. Detroit, Dec. 13, 1953

5 Charlie Conerly, vs. Chicago Cardinals, Oct. 14, 1951

5 Frank Filchock, at Washington, Oct. 13, 1946

5 Harry Newman, at Portsmouth, Sept. 24, 1933

4 by many players

PASS RECEPTIONS

MOST SEASONS LEADING LEAGUE

1 Earnest Gray (1983)

1 Bob Tucker (1971)

1 Tod Goodwin (1935)

MOST PASS RECEPTIONS, CAREER

668 Amani Toomer (1996-08)

586 Tiki Barber (1997-06)

395 Joe Morrison (1959-72)

371 Jeremy Shockey (2002-07)

368 Ike Hilliard (1997-2004)

367 Frank Gifford (1952-60, 62-64)

337 Odell Beckham Jr. (2014-18)

MOST PASS RECEPTIONS, SEASON

107 Steve Smith (2009)

101 Odell Beckham Jr. (2016)

96 Odell Beckham Jr. (2015)

91 Odell Beckham Jr. (2014)

GIANTS INDIVIDUAL RECORDS

- 86 Victor Cruz (2012)
- 82 Victor Cruz (2011)
- 82 Amani Toomer (2002)
- 79 Hakeem Nicks (2010)
- 79 Amani Toomer (1999)
- 78 Amani Toomer (2000)
- 78 Earnest Gray (1983)

MOST PASS RECEPTIONS, GAME

- 14 **Saquon Barkley, at Dallas, Sept. 16, 2018**
- 13 Tiki Barber, at Dallas, Jan. 2, 2000
- 12 **Odell Beckham Jr., vs. Philadelphia, Dec. 28, 2014**
- 12 **Odell Beckham Jr., vs. Washington, Dec. 14, 2014**
- 12 Hakeem Nicks, at Houston, Oct. 10, 2010
- 12 Mark Bavaro, at Cincinnati, Oct. 13, 1985
- 12 Jeremy Shockey, vs. Dallas, Nov. 11, 2007
- 12 Amani Toomer, at Phil., Sept. 17, 2006
- 11 **on 14 occasions, most recently by Odell Beckham Jr., vs. Jacksonville, Sept. 9, 2017**
- 10 **on 20 occasions, most recently by Odell Beckham Jr., at Pittsburgh, Dec. 4, 2016**

MOST CONSECUTIVE GAMES, PASS RECEPTIONS

- 98 Amani Toomer (1998-04)
- 88 Tiki Barber (1999-2004)
- 83 Jeremy Shockey (2002-07)
- 68 Ike Hilliard (1997-02)
- 57 Plaxico Burress (2005-08)
- 53 Hakeem Nicks (2009-12)
- 51 Victor Cruz (2011-14)
- 50 **Odell Beckham Jr. (2014-18)**
- 47 Chris Calloway (1996-98)
- 45 David Meggett (1989-92)
- 44 Bob Tucker (1970-73)

MOST YARDS GAINED, CAREER

- 9,497 Amani Toomer (1996-08)
- 5,434 Frank Gifford (1952-60, 62-64)
- 5,183 Tiki Barber (1997-2006)
- 4,993 Joe Morrison (1959-72)
- 4,797 Kyle Rote (1951-61)

MOST YARDS GAINED, SEASON

- 1,536 Victor Cruz (2011)
- 1,450 **Odell Beckham Jr. (2015)**
- 1,367 **Odell Beckham Jr. (2016)**
- 1,343 Amani Toomer (2002)
- 1,305 **Odell Beckham Jr. (2014)**
- 1,220 Steve Smith (2009)
- 1,214 Plaxico Burress (2005)
- 1,209 Homer Jones (1967)
- 1,192 Hakeem Nicks (2011)
- 1,183 Amani Toomer (1999)
- 1,181 Del Shofner (1963)

MOST YARDS GAINED, GAME

- 269 Del Shofner, vs. Washington, Oct. 28, 1962
- 222 **Odell Beckham Jr., vs. Baltimore, Oct. 16, 2016**
- 212 Gene Roberts, at Green Bay, Nov. 13, 1949
- 204 Plaxico Burress, vs. St. Louis, Oct. 2, 2005
- 204 Amani Toomer, vs. Indianapolis, Dec. 22, 2002
- 201 Gene Roberts, vs. Chicago Bears, Oct. 23, 1949
- 199 Hakeem Nicks vs. Tampa Bay, Sept. 16, 2012
- 196 Homer Jones, at Washington, Oct. 1, 1967
- 193 Amani Toomer, vs. Jacksonville, Dec. 23, 2000

LONGEST PASS RECEPTION (IN YARDS)

- 99 Victor Cruz (from Eli Manning) at Jets, Dec. 24, 2011
- 98 Homer Jones (from Earl Morrall)

- at Pittsburgh, Sept. 11, 1966
- 94 Rich Houston (from Norm Sneed) vs. Dallas, Sept. 24, 1972
- 92 Mario Manningham (from Eli Manning) at Green Bay, Dec. 26, 2010
- 89 Homer Jones (from Earl Morrall) vs. Philadelphia, Oct. 17, 1965
- 88 George Franck (from Frank Reagan) at Washington, Oct. 12, 1947
- 87 **Odell Beckham Jr. (from Eli Manning) vs. New England, Nov. 15, 2015**
- 87 Tiki Barber (from Kent Graham) at Arizona, Dec. 6, 1998
- 85 Mario Manningham (from Eli Manning) at Washington, Jan. 2, 2011

HIGHEST AVERAGE GAIN, CAREER (200 MINIMUM)

- 22.6 Homer Jones (214-4,845, 1964-69)-NFL Record
- 18.1 Del Shofner (239-4,315, 1961-67)
- 17.2 Aaron Thomas (247-4,253, 1962-70)

HIGHEST AVERAGE GAIN, SEASON (QUALIFIERS)

- 24.7 Homer Jones (49-1,209, 1967)
- 23.5 Homer Jones (45-1,057, 1968)
- 21.8 Homer Jones (48-1,044, 1966)

HIGHEST AVERAGE GAIN, GAME (4 MINIMUM)

- 50.3 Gene Roberts, vs. Chicago Bears, Oct. 23, 1949 (4-201)
- 49.0 Homer Jones, at Washington, Oct. 1, 1967 (4-196)
- 37.5 Frank Liebel, vs. Detroit, Nov. 18, 1945 (4-150)

MOST TOUCHDOWNS, CAREER

- 54 Amani Toomer (1996-08)
- 48 Kyle Rote (1951-61)
- 47 Joe Morrison (1959-71)

MOST TOUCHDOWNS, SEASON

- 13 **Odell Beckham Jr. (2015)**
- 13 Homer Jones (1967)
- 12 **Odell Beckham Jr. (2014)**
- 12 Plaxico Burress (2007)
- 12 Del Shofner (1962)
- 11 Hakeem Nicks (2010)
- 11 Del Shofner (1961)

MOST TOUCHDOWNS, GAME

- 4 Earnest Gray, at St. Louis, Sept. 7, 1980
- 3 **on 23 occasions, most recently by Odell Beckham Jr., at New Orleans, Nov. 1, 2015**

MOST CONSECUTIVE GAMES, TOUCHDOWN RECEPTIONS

- 7 Kyle Rote (1959-60)
- 6 Plaxico Burress (2007)
- 5 **Odell Beckham Jr. (2015)**
- 5 Chris Calloway (1997-98)
- 5 Bobby Johnson (1985-86)
- 5 Aaron Thomas (1967)
- 5 Joe Morrison (1966)
- 5 Homer Jones (1966)
- 5 Del Shofner (1963)
- 5 Frank Liebel (1945)

GIANTS INDIVIDUAL RECORDS

MOST GAMES 100 YARDS OR MORE RECEIVING, CAREER

| | | |
|----|--------------------------|------------------|
| 22 | Amani Toomer | (1996-2008) |
| 21 | Odell Beckham Jr. | (2014-18) |
| 18 | Victor Cruz | (2010-16) |
| 17 | Homer Jones | (1964-69) |
| 13 | Hakeem Nicks | (2009-13) |
| 13 | Del Shofner | (1961-67) |

INTERCEPTIONS

MOST SEASONS LEADING LEAGUE

| | | |
|---|------------|--------------|
| 2 | Dick Lynch | (1961, 1963) |
|---|------------|--------------|

MOST INTERCEPTIONS BY, CAREER

| | | |
|----|---------------|-----------|
| 74 | Emlen Tunnell | (1948-58) |
| 52 | Jimmy Patton | (1955-66) |
| 41 | Carl Lockhart | (1965-75) |

MOST INTERCEPTIONS BY, SEASON

| | | |
|----|-------------------|--------|
| 11 | Jimmy Patton | (1958) |
| 11 | Otto Schellbacher | (1951) |
| 10 | Willie Williams | (1968) |
| 10 | Emlen Tunnell | (1949) |
| 10 | Frank Reagan | (1947) |

MOST SEASONS LEADING LEAGUE

| | | |
|---|------------|--------------|
| 2 | Dick Lynch | (1961, 1963) |
|---|------------|--------------|

MOST INTERCEPTIONS BY, CAREER

| | | |
|----|---------------|-----------|
| 74 | Emlen Tunnell | (1948-58) |
| 52 | Jimmy Patton | (1955-66) |
| 41 | Carl Lockhart | (1965-75) |

MOST INTERCEPTIONS BY, SEASON

| | | |
|----|-------------------|--------|
| 11 | Jimmy Patton | (1958) |
| 11 | Otto Schellbacher | (1951) |
| 10 | Willie Williams | (1968) |
| 10 | Emlen Tunnell | (1949) |
| 10 | Frank Reagan | (1947) |

MOST INTERCEPTIONS BY, GAME

| | |
|---|--|
| 3 | on 18 occasions, most recently by Terry Kinard, vs. Dallas, Sept. 20, 1987 |
|---|--|

MOST CONSECUTIVE GAMES, INTERCEPTIONS BY

| | | |
|---|-----------------|-----------|
| 7 | Tom Landry | (1950-51) |
| 6 | Willie Williams | (1968) |
| 5 | Carl Lockhart | (1969-70) |
| 5 | Emlen Tunnell | (1954-55) |

MOST YARDS GAINED, CAREER

| | | |
|-------|---------------|-----------|
| 1,240 | Emlen Tunnell | (1948-58) |
| 712 | Jimmy Patton | (1955-66) |
| 574 | Terry Kinard | (1983-89) |
| 568 | Dick Lynch | (1959-66) |
| 475 | Carl Lockhart | (1965-75) |

MOST YARDS GAINED, SEASON

| | | |
|-----|---------------|--------|
| 307 | Stevie Brown | (2012) |
| 251 | Dick Lynch | (1963) |
| 251 | Emlen Tunnell | (1949) |
| 203 | Frank Reagan | (1947) |
| 195 | Erich Barnes | (1961) |

MOST YARDS GAINED, GAME

| | |
|-----|--|
| 109 | Ward Cuff, at Philadelphia, Sept. 13, 1941 |
| 104 | George Cheverko, at Washington, Oct. 3, 1948 |
| 102 | Erich Barnes, at Dallas, Oct. 15, 1961 |

LONGEST GAIN (IN YARDS)

| | |
|-----|---|
| 102 | Erich Barnes, at Dallas Oct. 15, 1961 (TD) |
| 101 | Henry Carr, at Rams Nov. 13, 1966 (TD) |
| 97 | Lawrence Taylor, at Detroit Nov. 25, 1982 (TD) |
| 96 | Ward Cuff, vs. Washington Dec. 4, 1938 (TD) |
| 96 | Kevin Dockery, at Dallas Oct. 23, 2006 |
| 95 | Sam Barnes, vs. Philadelphia Aug. 31, 1997 (TD) |

MOST TOUCHDOWNS, CAREER

| | | |
|---|------------------|-----------|
| 4 | Jason Sehorn | (1994-02) |
| 4 | Dick Lynch | (1959-66) |
| 4 | Emlen Tunnell | (1948-58) |
| 3 | George Martin | (1975-86) |
| 3 | Carl Lockhart | (1965-72) |
| 3 | Jerry Hillebrand | (1963-66) |
| 3 | Erich Barnes | (1961-64) |
| 3 | Tom Landry | (1950-55) |

MOST TOUCHDOWNS, SEASON

| | | |
|---|--|--------|
| 3 | Dick Lynch | (1963) |
| 2 | by eight players, most recently by Janoris Jenkins | (2017) |

MOST TOUCHDOWNS, GAME

| | |
|---|---|
| 1 | by many players |
| | Last: Janoris Jenkins, at Washington, Nov. 23, 2017 |

MOST CONSECUTIVE GAMES, TOUCHDOWNS

| | |
|---|--|
| 2 | Carl Lockhart, at Philadelphia, Sept. 22; vs. Washington, Sept. 29, 1968 |
| 2 | Dick Lynch, vs. Cleveland, Oct. 13; vs. Dallas, Oct. 20, 1963 |
| 2 | Tom Landry, at Cleveland, Oct. 28; vs. N.Y. Yanks, Nov. 4, 1951 |

PUNTING

MOST SEASONS LEADING LEAGUE

| | |
|---|--------------------------------|
| 2 | Sean Landeta (NFC, 1986, 1990) |
| 2 | Dave Jennings (1979, 1980) |
| 1 | Don Chandler (1957) |

MOST PUNTS, CAREER

| | | |
|-----|---------------|-----------|
| 931 | Dave Jennings | (1974-84) |
| 526 | Sean Landeta | (1985-93) |
| 525 | Don Chandler | (1956-64) |
| 513 | Jeff Feagles | (2003-09) |

MOST PUNTS, SEASON

| | | |
|-----|---------------|--------|
| 111 | Brad Maynard | (1997) |
| 104 | Dave Jennings | (1979) |
| 102 | Mike Horan | (1996) |
| 101 | Brad Maynard | (1998) |
| 100 | Dave Jennings | (1977) |

MOST PUNTS, GAME

| | |
|----|--|
| 14 | Carl Kinscherf, at Detroit, Nov. 7, 1943 |
| 13 | Brad Maynard, at Washington, Nov. 23, 1997 |
| 12 | Brad Maynard, at Tampa Bay, Sept. 12, 1999 |
| 11 | on six occasions, most recently by Brad Maynard, at Washington, Nov. 1, 1998 |

GIANTS INDIVIDUAL RECORDS

MOST YARDS, CAREER

| | |
|--------|-------------------------|
| 38,792 | Dave Jennings (1974-84) |
| 23,019 | Don Chandler (1956-64) |
| 22,806 | Sean Landeta (1985-93) |
| 21,161 | Jeff Feagles (2003-09) |

MOST YARDS, SEASON

| | |
|-------|--------------------------|
| 4,566 | Brad Maynard (1998) |
| 4,531 | Brad Maynard (1997) |
| 4,445 | Dave Jennings (1979) |
| 4,297 | Brad Wing (2016) |
| 4,289 | Mike Horan (1996) |
| 4,271 | Steve Weatherford (2013) |
| 4,211 | Dave Jennings (1980) |
| 4,198 | Dave Jennings (1981) |

MOST YARDS, GAME

| | |
|-----|---|
| 583 | Carl Kinschert, at Detroit, Nov. 7, 1943 (14 punts) |
| 537 | Brad Maynard, at Wash., Nov. 23, 1997 (13 punts) |
| 526 | Brad Maynard, at Tampa, Sept. 12, 1999 (12 punts) |

LONGEST PUNT

| | |
|----|--|
| 90 | Rodney Williams, at Denver, Sept. 10, 2001 |
| 74 | Don Chandler, at Dallas, Oct. 11, 1964 |
| 74 | Len Younce, vs. Chicago Bears, Nov. 14, 1943 |
| 73 | Dave Jennings, vs. Houston, Dec. 5, 1982 |
| 72 | Dave Jennings, vs. Dallas, Nov. 4, 1979 |
| 72 | Len Younce, at Brooklyn Tigers, Oct. 15, 1944 |
| 72 | Carl Kinschert, at Philadelphia-Pittsburgh, Oct. 9, 1943 |
| 71 | Steve Weatherford, at Philadelphia, Oct. 12, 2014 |
| 71 | Sean Landeta, vs. Green Bay, Nov. 8, 1992 |
| 71 | Sean Landeta, vs. Philadelphia, Dec. 3, 1989 |
| 71 | Kay Eakin, vs. Cleveland, Nov. 16, 1941 |

HIGHEST AVERAGE, CAREER (150 PUNTS)

| | |
|------|--|
| 46.3 | Steve Weatherford (311 punts, 2011-14) |
| 44.9 | Brad Wing (264 punts, 2015-2017) |
| 43.8 | Don Chandler (525 punts, 1956-64) |
| 43.4 | Sean Landeta (526 punts, 1985-93) |
| 42.1 | Mike Horan (303 punts, 1993-96) |
| 42.0 | Brad Maynard (380 punts, 1997-00) |
| 41.6 | Tom Blanchard (169 punts, 1971-73) |
| 41.7 | Dave Jennings (931 punts, 1974-84) |

HIGHEST AVERAGE SEASON (35 PUNTS)

| | |
|------|------------------------------------|
| 47.5 | Steve Weatherford (58 punts, 2012) |
| 46.9 | Steve Weatherford (91 punts, 2013) |
| 46.6 | Don Chandler (55 punts, 1959) |
| 46.2 | Brad Wing (95 punts, 2016) |
| 45.7 | Steve Weatherford (82 punts, 2011) |
| 45.6 | Don Chandler (73 punts, 1964) |
| 45.5 | Steve Weatherford (80 punts, 2014) |

HIGHEST NET AVERAGE SEASON, (SINCE 1976)

| | |
|------|-----------------------------------|
| 40.9 | Brad Wing 2016 (93 punts) |
| 40.2 | Jeff Feagles 2008 (64 punts) |
| 39.9 | Mike Horan 1993 (44 punts) |
| 39.3 | Steve Weatherford 2012 (58 punts) |
| 39.2 | Steve Weatherford 2011 (82 punts) |
| 38.9 | Brad Wing 2015 (76 punts) |

HIGHEST AVERAGE, GAME (4 PUNTS)

| | |
|------|--|
| 55.4 | Brad Maynard, at Tennessee, Oct. 1, 2000 (5 punts) |
| 55.3 | Dave Jennings, vs. Houston, Dec. 5, 1982 (4 punts) |
| 55.1 | Rodney Williams, at Denver, Sept. 10 2001 (8 punts) |
| 55.0 | Steve Weatherford, vs. Dallas, Nov. 23, 2014 (4 punts) |
| 54.1 | Don Chandler, at Cleveland, Oct. 11, 1959 (8 punts) |
| 54.0 | Dave Jennings, at Dallas, Oct. 5, 1980 (5 punts) |
| 53.3 | Brad Wing, vs. L.A. Rams, Nov. 5, 2017 (4 punts) |

MOST INSIDE THE 20, CAREER

| | |
|-----|---------------|
| 178 | Jeff Feagles |
| 170 | Dave Jennings |
| 141 | Sean Landeta |

MOST INSIDE THE 20, SEASON

| | |
|----|--------------------|
| 33 | Brad Maynard, 1997 |
| 33 | Brad Maynard, 1998 |
| 33 | Brad Wing (2015) |
| 32 | Mike Horan, 1996 |

MOST INSIDE THE 20, GAME

| | |
|---|---|
| 6 | Brad Maynard, vs. Tampa Bay, Sept. 12, 1999 |
| 6 | Jeff Feagles, vs. Carolina, Dec. 10, 2006 |
| 5 | Brad Wing, vs. Dallas, Dec. 11, 2016 |

PUNT RETURNS

MOST PUNT RETURNS, CAREER

| | |
|-----|--------------------------|
| 261 | Emilen Tunnell (1948-58) |
| 213 | Phil McConkey (1984-88) |
| 202 | David Meggett (1989-94) |

MOST PUNT RETURNS, SEASON

| | |
|----|----------------------|
| 53 | Phil McConkey (1985) |
| 52 | Leon Bright (1981) |
| 47 | Chad Morton (2005) |
| 47 | Amani Toomer (1997) |
| 46 | David Meggett (1989) |
| 46 | Phil McConkey (1984) |

MOST PUNT RETURNS, GAME

| | |
|---|---|
| 9 | Phil McConkey, vs. Philadelphia, Dec. 6, 1987 |
| 9 | Pete Shaw, at Philadelphia, Nov. 20, 1983 |
| 9 | Leon Bright, vs. Philadelphia, Dec. 11, 1982 |
| 8 | on three occasions, most recently by Phil McConkey, at Dallas, Nov. 4, 1984 |
| 7 | on six occasions, most recently by Sinorice Moss, vs. Oakland on Oct. 4, 2009 |

MOST FAIR CATCHES, SEASON

| | |
|----|----------------------|
| 25 | Phil McConkey (1988) |
| 24 | Rueben Randle (2013) |
| 22 | Amani Toomer (1998) |
| 22 | Tiki Barber (2000) |
| 20 | David Meggett (1993) |

MOST FAIR CATCHES, CAREER

| | |
|----|-------------------------|
| 84 | Phil McConkey (1984-88) |
| 80 | David Meggett (1989-94) |
| 61 | Carl Lockhart (1965-75) |

GIANTS INDIVIDUAL RECORDS

FEWEST FAIR CATCHES, SEASON

- 0 Leon Bright (17 returns, 1983)
- 0 Leon Bright (37 returns, 1982)
- 0 Leon Bright (52 returns, 1981)

MOST FAIR CATCHES, GAME

- 6 R.W. McQuarters, at Atlanta, Oct. 15, 2007
- 5 Rueben Randle, vs. Philadelphia, Dec. 28, 2014
- 5 Will Blackmon, at Minnesota, Dec. 13, 2010
- 5 Amani Toomer, at Dallas, Sept. 8, 1996
- 5 Phil McConkey, vs. Philadelphia, Nov. 20, 1988

MOST PUNT RETURN YARDS, CAREER

- 2,230 David Meggett (1989-94)
- 2,214 Emlen Tunnell (1948-58)
- 1,708 Phil McConkey (1984-88)
- 1,181 Tiki Barber (1997-01)
- 1,060 Amani Toomer (1996-01)

MOST PUNT RETURN YARDS, SEASON

- 582 David Meggett (1989)
- 506 Tiki Barber (1999)
- 489 Emlen Tunnell (1951)
- 467 David Meggett (1990)
- 453 Chad Morton (2005)
- 455 Amani Toomer (1997)
- 442 Phil McConkey (1985)

MOST PUNT RETURN YARDS, GAME

- 147 Emlen Tunnell, vs. Chi. Cardinals, Oct. 14, 1951
- 143 Leon Bright, vs. Philadelphia, Dec. 11, 1982
- 123 Tiki Barber, vs. Dallas, Oct. 18, 1999
- 114 David Meggett, vs. Raiders, Dec. 24, 1989
- 113 Amani Toomer, vs. Buffalo, Sept. 1, 1996
- 112 Phil McConkey, vs. Philadelphia, Dec. 6, 1987
- 107 David Meggett, at New Orleans, Dec. 20, 1993
- 106 Emlen Tunnell, vs. Washington, Dec. 7, 1952
- 103 Phil McConkey, vs. Philadelphia, Sept. 8, 1985
- 103 Rondy Colbert, vs. New Orleans, Dec. 14, 1975
- 101 Leon Bright, vs. Rams, Dec. 6, 1981

LONGEST PUNT RETURN

- 87+ Amani Toomer, vs. Buffalo, Sept. 1, 1996
- 85+ Tiki Barber, vs. Dallas, Oct. 18, 1999
- 83 Eddie Dove, at Philadelphia, Sept. 29, 1963
- 81 Bosh Pritchard, at Chi. Cardinals, Nov. 25, 1951
- 81 Emlen Tunnell, vs. Chi. Cardinals, Oct. 14, 1951

HIGHEST AVERAGE RETURN, CAREER (30 RETURNS)

- 12.1 Ward Cuff (37 returns, 1941-45)
- 11.0 David Meggett (202 returns, 1989-94)
- 10.7 Domenik Hixon (56 returns, 2007-12)
- 10.1 Amani Toomer (101 returns, 1996-01)

HIGHEST AVERAGE RETURN, SEASON (QUALIFIERS)

- 16.6 Amani Toomer (18 returns, 1996)
- 15.5 Merle Hapes (11 returns, 1942)
- 14.9 George Franck (13 returns, 1941)

HIGHEST AVERAGE RETURN, GAME (3 RETURNS)

- 36.8 Emlen Tunnell, vs. Chicago Cardinals, Oct. 14, 1951 (4 returns)
- 35.3 Emlen Tunnell vs. Washington, Dec. 7, 1952 (3 returns)
- 32.7 David Meggett vs. Seattle, Nov. 19, 1989 (3 returns)
- 31.7 Domenik Hixon vs. Dallas Dec. 6, 2009 (3 returns)
- 31.0 Emlen Tunnell vs. Washington, Oct. 7, 1951 (3 returns)

MOST TOUCHDOWNS, CAREER

- 6 David Meggett (1989-94)
- 5 Emlen Tunnell (1948-58)
- 3 Amani Toomer (1996-01)

MOST TOUCHDOWNS, SEASON

- 3 Emlen Tunnell (1951)
- 2 Amani Toomer (1996)
- 2 David Meggett (1994)

MOST TOUCHDOWNS, GAME

1 on 25 occasions, most recently by Dwayne Harris, vs. the Jets, Dec. 6, 2015 (80 yards)

KICKOFF RETURNS

MOST SEASONS LEADING LEAGUE

- 1 David Meggett (NFC, 1990)
- 1 Joe Scott (1948)
- 1 Clarence Childs (1964)

MOST KICKOFF RETURNS, CAREER

- 146 David Meggett (1989-94)
- 126 Clarence Childs (1964-67)
- 84 David Patten (1997-99)
- 77 Ahmad Bradshaw (2007-08)
- 71 Willie Ponder (2003-05)
- 68 Domenik Hixon (2007-09)
- 67 Phil McConkey (1984-88)
- 67 Ron Dixon (2000-03)
- 65 Rocky Thompson (1971-73)
- 66 David Wilson (2012-13)

MOST KICKOFF RETURNS, SEASON

- 57 David Wilson (2012)
- 57 Domenik Hixon (2009)
- 55 Brian Mitchell (2003)
- 43 David Patten (1998)
- 41 Herschel Walker (1995)
- 38 Ahmad Bradshaw (2008)
- 38 Ahmad Bradshaw (2007)
- 36 Willie Ponder (2004)
- 36 Rocky Thompson (1971)
- 35 Willie Ponder (2005)
- 35 Ronnie Blye (1968)
- 34 Ron Dixon (2001)
- 34 Clarence Childs (1964, 1966)

GIANTS INDIVIDUAL RECORDS

MOST KICKOFF RETURNS, GAME

- 8 Domenik Hixon at Minnesota, Jan. 3, 1010
- 8 Domenik Hixon vs. Philadelphia, Dec. 13, 2009
- 8 Ahmad Bradshaw, vs. Minn., Nov. 25, 2007
- 8 Willie Ponder, vs. Pittsburgh, Dec. 18, 2004
- 8 Brian Mitchell, vs. Dallas, Sept. 15, 2003

MOST KICKOFF RETURN YARDS, CAREER

- 3,163 Clarence Childs (1964-67)
- 2,989 David Meggett (1989-94)
- 1,872 Willie Ponder (2003-05)
- 1,788 Ahmad Bradshaw (2007-08)
- 1,768 Rocky Thompson (1971-73)
- 1,755 David Wilson (2012-13)
- 1,724 David Patten (1997-99)
- 1,692 Domenik Hixon (2007-09)
- 1,467 Joe Scott (1948-53)

MOST KICKOFF RETURN YARDS, SEASON

- 1,533 David Wilson (2012)
- 1,291 Domenik Hixon (2009)
- 1,117 Brian Mitchell (2003)
- 987 Clarence Childs (1964)
- 967 Willie Ponder (2004)
- 947 Rocky Thompson (1971)
- 928 David Patten (1998)
- 921 Ahmad Bradshaw (2007)
- 905 Willie Ponder (2005)
- 881 Herschel Walker (1995)
- 867 Ahmad Bradshaw (2008)

MOST KICKOFF RETURN YARDS, GAME

- 259 Willie Ponder, vs. Pittsburgh, Dec. 18, 2004
- 230 Domenik Hixon, at New Orleans, Oct. 18, 2009
- 227 David Wilson, vs. New Orleans, Dec. 9, 2012
- 217 David Wilson, at Philadelphia, Sept. 30, 2012
- 207 Joe Scott, vs. Rams, Nov. 14, 1948
- 198 Rocky Thompson, at Detroit, Sept. 17, 1972
- 194 Brian Mitchell, vs. Dallas, Sept. 15, 2003
- 193 Ahmad Bradshaw, at Dallas, Sept. 9, 2007
- 191 Willie Ponder, vs. Arizona, Sept. 11, 2005
- 183 Domenik Hixon, at Minnesota, Jan. 3, 2010

LONGEST KICKOFF RETURN

- 100 Dwayne Harris, vs. Dallas, Oct. 25, 2015
- 100 Clarence Childs, vs. Minnesota, Dec. 6, 1964
- 100 Emlen Tunnell, vs. N.Y. Yanks, Nov. 4, 1951
- 99 Joe Scott, vs. Rams, Nov. 14, 1948
- 98 Jimmy Patton vs. Washington, Oct. 30, 1955

HIGHEST AVERAGE RETURN, CAREER (40 RETURNS)

- 27.2 Rocky Thompson (65 returns, 1971-73)
- 27.2 Joe Scott (54 returns, 1948-53)
- 26.6 David Wilson (66 returns, 2012-13)
- 26.5 Dwayne Harris (44 returns, 2015-16)
- 26.4 Willie Ponder (71 returns, 2003-05)

HIGHEST AVERAGE RETURN, SEASON (QUALIFIERS)

- 31.6 John Salscheider (15 returns, 1949)
- 30.2 John Counts (26 returns, 1962)
- 28.7 Dwayne Harris (22 returns, 2015-16)
- 29.0 Clarence Childs (34 returns, 1964)

HIGHEST AVERAGE RETURN, GAME (3 RETURNS)

- 56.8 David Wilson, vs. New Orleans
Dec. 9, 2012 (4 returns)
- 51.8 Joe Scott, vs. Rams,
Nov. 14, 1948 (4 returns)
- 50.3 Ronnie Blye, at Pittsburgh,
Sept. 15, 1968 (3 returns)
- 49.7 Dwayne Harris, vs. Dallas
Oct. 25, 2015 (3 returns)

MOST TOUCHDOWNS, CAREER

- 2 Willie Ponder (2003-05)
- 2 Rocky Thompson (1971-73)
- 2 Clarence Childs (1964-67)

MOST TOUCHDOWNS, SEASON

- 1 by many players, see next item

MOST TOUCHDOWNS, GAME

- 1 on 21 occasions, most recently
by Dwayne Harris, vs. Dallas, Oct. 25, 2015 (100)

FUMBLES

MOST FUMBLES, CAREER

- 117 Eli Manning (2004-18)
- 93 Phil Simms (1979-93)
- 61 Kerry Collins (1999-03)
- 54 Charlie Conerly (1948-61)
- 53 Tiki Barber (1997-2006)

MOST FUMBLES, GAME

- 5 Eli Manning at Buffalo, Dec. 23, 2007
- 5 Charlie Conerly, vs. San Fran., Dec. 1, 1957
- 4 Y.A. Tittle, at Philadelphia, Sept. 13, 1964
- 3 by many players

MOST FUMBLES, SEASON

- 23 Kerry Collins (2001)
- 16 Phil Simms (1985)
- 13 Eli Manning (2009)
- 13 Eli Manning (2007)
- 12 Kurt Warner (2004)
- 12 Kerry Collins (2003)
- 11 Eli Manning (2017)
- 11 Eli Manning (2015)
- 11 Kerry Collins (1999)
- 11 Dave Brown (1994)
- 11 Y.A. Tittle (1964)
- 11 Bobby Gaiters (1961)
- 11 Charlie Conerly (1957)

OWN RECOVERIES

MOST RECOVERED, CAREER

- 28 Phil Simms (1979-93)
- 26 Charlie Conerly (1948-61)
- 25 Tiki Barber (1997-2006)
- 24 Eli Manning (2004-18)
- 17 Kerry Collins (1999-2003)
- 16 David Meggett (1989-94)
- 16 Frank Gifford (1952-60, 62-64)

GIANTS INDIVIDUAL RECORDS

- 15 Joe Morrison (1959-72)
- 13 Jeff Hostetler (1984-92)

MOST RECOVERED, SEASON

- 7 Kerry Collins (2001)
- 6 Tiki Barber (2001)
- 6 Jeff Hostetler (1991)
- 5 by 10 players, most recently
Tiki Barber (2000)

MOST RECOVERED, GAME

- 3 **Eli Manning, at Buffalo, Dec. 23, 2007**
- 3 Tiki Barber, vs. Philadelphia, Oct. 29, 2000
- 3 Jeff Hostetler, vs. Phoenix, Oct. 21, 1990
- 2 by many players
Last: Curtis Painter, vs. Washington, Dec. 29, 2013

FUMBLES RECOVERED

MOST RECOVERED, CAREER

- 19 Jim Katcavage (1956-68)
- 15 Michael Strahan (1993-2007)
- 15 George Martin (1975-88)
- 14 Harry Carson (1976-88)
- 13 Osi Umenyiora (2003-10)
- 13 Keith Hamilton (1992-2002)
- 13 Cliff Livingston (1954-61)

MOST RECOVERED, GAME

- 1 by many players
Last: Trevin Wade, at Washington, Jan. 1, 2017

MOST RECOVERED, SEASON

- 5 Justin Tuck (2010)
- 5 Ernie Jones (1978)
- 5 Ray Poole (1950)
- 4 by nine players, most recently by
Osi Umenyiora (2009)
- 3 by many players, most recently by
Michael Boley and Jacquian Williams, (2011)

YARDS RETURNING FUMBLES

LONGEST FUMBLE RETURN

- 87 Keith Hamilton, at Kansas City, Sept. 10, 1995
- 81 Andy Headen, vs. Dallas, Sept. 9, 1984 (td)
- 75 Osi Umenyiora, vs. S.F., Oct. 21, 2007 (td)
- 72 Wendell Harris, at Pittsburgh, Sept. 11, 1966 (td)
- 71 Roy Hilton, vs. Dallas, Oct. 27, 1974 (td)
- 70 Michael Boley, vs. Pittsburgh, Nov. 4, 2012 (td)
- 67 Fred Robbins vs. Washington, Dec. 30, 2006
- 67 Horace Sherrod, vs. Washington, Dec. 7, 1952
- 65 Michael Boley, vs. St. Louis, Sept. 19, 2011 (td)
- 65 Lindon Crow, vs. St. Louis, Oct. 30, 1960 (td)

MOST TOUCHDOWNS, CAREER

- 3 Osi Umenyiora (2003-09)
- 2 Michael Boley (2009-12)
- 2 Tito Wooten (1994-98)
- 2 Kenny Holmes (2001-03)
- 2 George Martin (1981)
- 2 Sam Huff (1959, 63)
- 2 Tom Landry (1950, 51)
- 2 Al De Rogatis (1949, 50)
- 2 Doc Alexander (1926, 27)

MOST TOUCHDOWNS, SEASON

- 2 George Martin, at Wash. Sept. 13, 1981
(8 yards) and at St. Louis, Dec. 13, 1981 (20 yards)

MOST TOUCHDOWNS, GAME

- 1 by many players
Last: Trevin Wade, at Tampa Bay, Nov. 8, 2015

QUARTERBACK SACKS

(ONLY SINCE 1982)

MOST SACKS, CAREER

- 141.5 Michael Strahan (1993-07)
- 132.5 Lawrence Taylor (1982-93)
- 79.5 Leonard Marshall (1983-92)
- 75.0 Osi Umenyiora (2003-12)
- 63.0 Keith Hamilton (1992-03)
- 60.5 Justin Tuck (2005-13)

MOST SACKS, SEASON

- 22.5 Michael Strahan (2001)*
- 20.5 Lawrence Taylor (1986)
- 18.5 Michael Strahan (2003)
- 16.5 Jason Pierre-Paul (2011)
- 15.5 Lawrence Taylor (1988)
- 15.5 Leonard Marshall (1985)
- 15.0 Michael Strahan (1998)
- 15.0 Lawrence Taylor (1989)
- 14.5 Osi Umenyiora (2005)
- 14.0 Michael Strahan (1997)
- 13.0 Osi Umenyiora (2007)
- 13.0 Lawrence Taylor (1985)

*NFL record

MOST SACKS, GAME

- 6.0 Osi Umenyiora, vs. Phil., Sept. 30, 2007
- 4.5 Pepper Johnson, at Tampa Bay, Nov. 24, 1991
- 4.0 Justin Tuck, at Washington, Dec. 1, 2013
- 4.0 Michael Strahan, at St. Louis, Oct. 14, 2001
- 4.0 Lawrence Taylor, vs. Philadelphia, Oct. 12, 1986
- 4.0 Lawrence Taylor, vs. Tampa Bay, Sept. 23, 1984
- 3.5 Michael Strahan, at Philadelphia, Dec. 30, 2001
- 3.5 Leonard Marshall, vs. Philadelphia, Sept. 8, 1985
- 3.0 Jason Pierre-Paul, at Denver, Oct. 15, 2017
- 3.0 Jason Pierre-Paul, vs. Cleveland, Nov. 27, 2016
- 3.0 Justin Tuck, at Philadelphia, Dec. 19 2010
- 3.0 Justin Tuck, vs. Chicago, Oct. 3, 2010
- 3.0 Osi Umenyiora, vs. Chicago, Oct. 3, 2010
- 3.0 Michael Strahan, at Detroit, Nov. 18, 2007
- 3.0 Mathias Kiwanuka, vs. Phil., Sept. 30, 2007
- 3.0 Michael Strahan, at Dallas, Dec. 21, 2003
- 3.0 Kenny Holmes, at Houston, Nov. 24, 2002
- 3.0 Michael Strahan, vs. New Orleans, Sept. 30, 2001
- 3.0 Keith Hamilton, at Arizona, Nov. 26, 2000

GIANTS INDIVIDUAL RECORDS

| | | | |
|-----|--|-----|---|
| 3.0 | Michael Strahan, vs. Arizona, Nov. 16, 1997 | 3.0 | Lawrence Taylor, vs. Washington, Oct. 27, 1986 |
| 3.0 | Michael Strahan, at Green Bay, Sept. 17, 1995 | 3.0 | Leonard Marshall, at St. Louis, Nov. 24, 1985 |
| 3.0 | Keith Hamilton, vs. Tampa Bay, Sept. 12, 1993 | 3.0 | George Martin, at St. Louis, Nov. 24, 1985 |
| 3.0 | Leonard Marshall, at Phoenix, Nov. 10, 1991 | 3.0 | Leonard Marshall, at Philadelphia, Sept. 29, 1985 |
| 3.0 | Lawrence Taylor, vs. Philadelphia, Sept. 9, 1990 | 3.0 | Leonard Marshall, vs. Philadelphia, Sept. 8, 1985 |
| 3.0 | Lawrence Taylor, at Phoenix, Nov. 5, 1989 | 3.0 | Lawrence Taylor, vs. Dallas, Sept. 9, 1984 |
| 3.0 | George Martin, vs. Phoenix, Dec. 4, 1988 | 3.0 | Lawrence Taylor, at Washington, Dec. 17, 1983 |
| 3.0 | Lawrence Taylor, at New Orleans, Nov. 27, 1988 | 3.0 | Lawrence Taylor, vs. Philadelphia, Dec. 11, 1982 |
| 3.0 | Lawrence Taylor, vs. Detroit, Oct. 16, 1988 | 3.0 | George Martin, vs. Houston, Dec. 5, 1982 |
| 3.0 | Lawrence Taylor, at Washington, Dec. 7, 1986 | 3.0 | Lawrence Taylor, vs. Philadelphia, Dec. 11, 1982 |
| 3.0 | Lawrence Taylor, at Philadelphia, Nov. 9, 1986 | 3.0 | George Martin, vs. Houston, Dec. 5, 1982 |



Michael Strahan's
final sack
was against New England in
Super Bowl XLII.

TEAM RECORDS – GAME – OFFENSE

SCORING

MOST POINTS

| | |
|----|---------------------------------|
| 62 | vs. Philadelphia, Nov. 26, 1972 |
| 56 | vs. Philadelphia, Oct. 15, 1933 |
| 55 | vs. Green Bay, Dec. 20, 1986 |
| 55 | at Baltimore, Nov. 19, 1950 |

MOST TOUCHDOWNS

| | |
|---|-----------------------------------|
| 8 | vs. Philadelphia, Nov. 26, 1972 |
| 8 | at Baltimore, Nov. 19, 1950 |
| 8 | vs. Philadelphia, Oct. 15, 1933 |
| 7 | at New Orleans, Nov. 1, 2015 |
| 7 | vs. New Orleans, Dec. 9, 2012 |
| 7 | vs. Green Bay, Dec. 20, 1986 |
| 7 | vs. St. Louis, Dec. 7, 1969 |
| 7 | vs. Washington, Oct. 28, 1962 |
| 7 | vs. Washington, Nov. 5, 1961 |
| 7 | vs. N.Y. Yanks, Dec. 3, 1951 |
| 7 | vs. Chi. Cardinals, Nov. 12, 1950 |
| 7 | at Green Bay, Nov. 21, 1948 |
| 7 | vs. Cleveland, Nov. 16, 1941 |

MOST POINTS

AFTER TOUCHDOWN

| | |
|---|-----------------------------------|
| 8 | vs. Philadelphia, Nov. 26, 1972 |
| 8 | vs. Philadelphia, Oct. 15, 1933 |
| 7 | at New Orleans, Nov. 2, 2015 |
| 7 | vs. New Orleans, Dec. 9, 2012 |
| 7 | vs. Green Bay, Dec. 20, 1986 |
| 7 | vs. St. Louis, Dec. 7, 1969 |
| 7 | vs. Washington, Oct. 28, 1962 |
| 7 | vs. Washington, Nov. 5, 1961 |
| 7 | at Baltimore, Nov. 19, 1950 |
| 7 | at Green Bay, Nov. 21, 1948 |
| 7 | vs. Cleveland Rams, Nov. 16, 1941 |

MOST FIELD GOALS ATTEMPTED

| | |
|---|---------------------------------|
| 6 | vs. Washington, Oct. 30 2005 |
| 6 | at Minnesota, Nov. 16, 1986 |
| 6 | at Washington, Dec. 17, 1983 |
| 6 | at Seattle, Oct. 18, 1981 |
| 6 | at Philadelphia, Nov. 25, 1973 |
| 6 | vs. Philadelphia, Nov. 14, 1954 |

MOST FIELD GOALS

| | |
|---|--|
| 6 | at Seattle, Oct. 18, 1981 |
| 5 | at Tennessee, Dec. 7, 2014 |
| 5 | at Philadelphia, Oct. 27, 2013 |
| 5 | at Dallas, Oct. 28, 2012 |
| 5 | at Carolina, Sept. 20, 2012 |
| 5 | vs. Washington, Oct. 30 2005 |
| 5 | at Cincinnati, Dec. 26, 2004 |
| 5 | at Minnesota, Nov. 16, 1986 |
| 5 | vs. Tampa Bay, Nov. 3, 1985 |
| 5 | at Washington, Dec. 17, 1983 |
| 4 | 32 times; last time: At Philadelphia, Dec. 22, 2016 |

MOST SAFETIES

| | |
|---|-------------------------------|
| 2 | vs. Washington, Nov. 5, 1961 |
| 2 | at Pittsburgh, Sept. 17, 1950 |

FIRST DOWNS

MOST FIRST DOWNS

| | |
|----|---------------------------------|
| 34 | at Cincinnati, Oct. 13, 1985 |
| 33 | vs. St. Louis, Dec. 7, 1969 |
| 32 | vs. Philadelphia, Dec. 30, 2012 |
| 31 | at Washington, Sept. 25, 2014 |
| 31 | vs. Tampa Bay, Sept. 16, 2012 |
| 31 | vs. New Orleans, Sept. 24, 1995 |
| 31 | at Pittsburgh, Dec. 5, 1948 |

FEWEST FIRST DOWNS

| | |
|---|-------------------------------|
| 0 | at Washington, Sept. 27, 1942 |
| 0 | at Green Bay, Oct. 1, 1933 |

MOST FIRST DOWNS RUSHING

| | |
|----|--------------------------------|
| 19 | at Baltimore, Nov. 19, 1950 |
| 18 | at New Orleans, Oct. 27, 1985 |
| 18 | at Philadelphia, Dec. 15, 1956 |

MOST FIRST DOWNS PASSING

| | |
|----|----------------------------------|
| 29 | at Cincinnati, Oct. 13, 1985 |
| 23 | vs. San Francisco, Oct. 11, 2015 |
| 22 | vs. St. Louis, Dec. 7, 1969 |
| 22 | at Washington, Oct. 1, 1961 |
| 22 | at Pittsburgh, Dec. 5, 1948 |

MOST FIRST DOWNS BY PENALTY

| | |
|----|--|
| 10 | vs. Denver, Sept. 15, 2013 |
| 6 | vs. Cincinnati, Oct. 26, 1997 |
| 6 | vs. Baltimore, Sept. 14, 1997 |
| 6 | vs. Atlanta, Nov. 11, 1979 |
| 6 | at Washington, Nov. 27, 1966 |
| 6 | at Philadelphia, Oct. 5, 1957 at New Orleans, Nov. 28, 2011 |

NET YARDS

MOST YARDS GAINED

| | |
|-----|-----------------------------------|
| 609 | vs. N.Y. Yanks, Dec. 3, 1950 |
| 604 | vs. Tampa Bay, Sept. 16, 2012 |
| 602 | vs. Washington, Oct. 28, 1962 |
| 568 | vs. San Francisco, Nov. 17, 1963 |
| 549 | vs. Chi. Cardinals, Nov. 12, 1950 |
| 535 | vs. New Orleans, Oct. 8, 1967 |
| 526 | vs. Cleveland, Dec. 6, 1959 |
| 525 | vs. San Francisco, Oct. 11, 2015 |
| 524 | vs. Green Bay, Jan. 6, 2002 |
| 523 | vs. Seattle, Oct. 5, 2008 |

TEAM RECORDS – GAME – OFFENSE

RUSHING

MOST RUSHING ATTEMPTS

61 at Philadelphia, Oct. 3, 1937
60 at Philadelphia, Nov. 20, 1983
60 vs. St. Louis, Dec. 4, 1977
59 vs. Philadelphia, Nov. 10, 1946
59 vs. Green Bay, Nov. 11, 1934

MOST YARDS RUSHING

423 at Baltimore, Nov. 19, 1950
377 vs. N.Y. Yanks, Dec. 3, 1950
351 vs. Washington, Nov. 29, 1959
309 vs. Chi. Cardinals, Nov. 12, 1950
301 vs. Carolina, Dec. 21, 2008

MOST TOUCHDOWNS RUSHING

6 at Baltimore, Nov. 19, 1950
5 vs. New Orleans, Sept. 24, 1995
5 at Chi. Cardinals, Sept. 28, 1958
5 vs. Philadelphia, Oct. 15, 1933

PASSING

MOST PASSES ATTEMPTED

63 at Philadelphia, Dec. 22, 2016
62 at Cincinnati, Oct. 13, 1985
59 at New England, Oct. 12, 2003
59 vs. Green Bay, Jan. 6, 2002
57 vs. Philadelphia, Dec. 17, 2017
54 vs. San Francisco, Oct. 11, 2015
54 vs. Philadelphia, Nov. 22, 1992
53 vs. Philadelphia, Dec. 28, 2014
53 vs. Washington, Dec. 16, 2007
53 at Seattle, Nov. 27, 2005
53 vs. Dallas, Sept. 21, 1998
53 at Pittsburgh, Dec. 5, 1948
52 vs. Indianapolis, Nov. 3, 2014
52 vs. Philadelphia, Oct. 6, 2013
52 at Washington, Oct. 28, 2001
52 vs. Seattle, Dec. 11, 1983
51 at Washington, Nov. 29, 2015
51 vs. Tampa Bay, Sept. 16, 2012
51 vs. Dallas, Sept. 15, 2003
51 vs. Detroit, Nov. 19, 2000
51 vs. Minnesota, Dec. 26, 1999
51 at Dallas, Dec. 15, 1985
51 vs. San Diego, Oct. 2, 1983
51 at St. Louis, Dec. 26, 1982

MOST PASSES COMPLETED

41 vs. San Francisco, Oct. 11, 2015
40 at Cincinnati, Oct. 13, 1985
38 at Philadelphia, Dec. 22, 2016

37 vs. Philadelphia, Dec. 17, 2017
36 vs. Green Bay, Jan. 6, 2002
36 at Pittsburgh, Dec. 5, 1948
35 at Philadelphia, Sept. 24, 2017
35 at New England, Oct. 12, 2003
34 vs. Tennessee, Sept. 26, 2010
33 at New Orleans, Nov. 28, 2011
33 vs. Dallas, Nov. 14, 2010
32 vs. Baltimore, Oct. 16, 2016
32 vs. New Orleans, Sept. 18, 2016
32 at Washington, Oct. 28, 2001
31 vs. Dallas, Dec. 10, 2017
31 vs. Tampa Bay, Sept. 16, 2012
31 vs. Miami, Oct. 30, 2011
31 at Philadelphia, Sept. 17, 2006
31 vs. Miami, Oct. 5, 2003
31 vs. Minnesota, Dec. 26, 1999
31 vs. San Diego, Oct. 2, 1983
30 at Tampa Bay, Oct. 1, 2017
30 at New Orleans, Nov. 1, 2015
30 at Dallas, Jan. 2, 2000
30 at St. Louis, Dec. 13, 1987
30 vs. Philadelphia, Dec. 19, 1971
29 vs. Carolina, Dec. 20, 2015
29 vs. Dallas, Nov. 23, 2014
29 at Seattle, Nov. 9, 2014
29 at Cincinnati, Nov. 11, 2012
29 vs. Carolina, Dec. 27, 2009
29 at Dallas, Sept. 9, 2007
29 at Seattle, Nov. 27, 2005

29 vs. Detroit, Nov. 19, 2000
29 vs. Rams, Sept. 25, 1988
29 vs. Seattle, Dec. 11, 1983
29 at St. Louis, Dec. 26, 1982

MOST YARDS GAINED PASSING (NET)

510 vs. Tampa Bay, Sept. 16, 2012
505 vs. Washington, Oct. 28, 1962
443 at Cincinnati, Oct. 13, 1985
441 vs. San Francisco, Oct. 11, 2015
429 vs. Philadelphia, Dec. 17, 2017
429 vs. Philadelphia, Dec. 28, 2014
428 at Dallas, Sept. 8, 2013
403 vs. Dallas, Oct. 6, 1985
401 vs. Cleveland, Dec. 6, 1959
400 at Dallas, Dec. 11, 2011
397 vs. Baltimore, Oct. 16, 2016
395 vs. Seattle, Oct. 9, 2011

MOST TOUCHDOWNS PASSING

7 vs. Washington, Oct. 28, 1962
6 at New Orleans, Nov. 1, 2015
6 vs. Dallas, Dec. 16, 1962

MOST PASSES HAD INTERCEPTED

7 at Pittsburgh, Nov. 30, 1952
5 on many occasions, most recently
vs. Seattle, Dec. 15, 2013

PUNTS

MOST PUNTS

15 at Chicago Bears, Nov. 17, 1935
14 at Detroit, Nov. 7, 1943
14 at Brooklyn, Nov. 26, 1936
13 at Washington, Nov. 23, 1997
13 vs. Philadelphia, Nov. 24, 1935
13 at Detroit, Sept. 23, 1934

MOST YARDS PUNTING

607 at Detroit, Sept. 23, 1934
602 at Brooklyn, Nov. 26, 1936
597 at Chicago Bears, Nov. 17, 1935
583 at Detroit, Nov. 7, 1943
537 at Washington, Nov. 23, 1997

TEAM RECORDS – GAME – OFFENSE

PUNT RETURNS

MOST PUNT RETURNS

| | |
|---|---------------------------------|
| 9 | at Philadelphia, Dec. 6, 1987 |
| 9 | at Philadelphia, Nov. 20, 1983 |
| 9 | vs. Philadelphia, Dec. 11, 1982 |
| 9 | at Philadelphia, Dec. 12, 1954 |
| 9 | vs. N.Y. Yanks, Dec. 3, 1950 |
| 8 | at Washington, Jan. 1, 2017 |
| 8 | vs. L.A. Rams, Oct. 23, 2016 |
| 8 | at Dallas, Nov. 4, 1984 |

| | |
|---|-------------------------------|
| 8 | at Washington, Sept. 13, 1981 |
| 8 | at St. Louis, Dec. 15, 1974 |
| 8 | vs. Green Bay, Nov. 1, 1959 |

| | |
|---|---------------------------------|
| 5 | at Dallas, Sept. 8, 1996 |
| 5 | vs. Philadelphia, Nov. 20, 1988 |

MOST FAIR CATCHES

| | |
|---|---------------------------------|
| 7 | vs. Philadelphia, Dec. 28, 2014 |
| 6 | at Atlanta, Oct. 15, 2007 |
| 6 | vs. Minnesota, Oct. 31, 1971 |
| 5 | at Minnesota, Dec. 13, 2010 |

MOST YARDS GAINED

| | |
|-----|-----------------------------------|
| 149 | vs. Chi. Cardinals, Oct. 14, 1951 |
| 143 | vs. Philadelphia, Dec. 11, 1982 |
| 123 | vs. Dallas, Oct. 18, 1999 |
| 114 | vs. Raiders, Dec. 24, 1989 |

KICKOFF RETURNS

MOST KICKOFF RETURNS

| | |
|----|-----------------------------------|
| 12 | at Washington, Nov. 27, 1966 |
| 10 | vs. Chi. Cardinals, Oct. 17, 1948 |
| 9 | at Minnesota, Jan. 3, 2010 |
| 9 | at Dallas, Sept. 18, 1966 |
| 9 | at Pittsburgh, Nov. 30, 1952 |
| 8 | at Minnesota, Dec. 27, 2015 |

| | |
|---|---------------------------------|
| 8 | at Green Bay, Dec. 26, 2010 |
| 8 | vs. Philadelphia, Dec. 13, 2009 |
| 8 | at Philadelphia, Nov. 1, 2009 |
| 8 | vs. N.E., Dec. 29, 2007 |
| 8 | vs. Pittsburgh, Dec. 18, 2004 |

MOST YARDS GAINED

| | |
|-----|-------------------------------|
| 287 | vs. New Orleans, Dec. 9, 2012 |
| 274 | at Washington, Nov. 27, 1966 |
| 263 | vs. Rams, Nov. 14, 1948 |
| 259 | vs. Pittsburgh, Dec. 18, 2004 |
| 236 | at Cleveland, Dec. 4, 1966 |

FUMBLES

MOST FUMBLES

| | |
|---|---------------------------------|
| 9 | at Buffalo, Oct. 20, 1975 |
| 8 | vs. San Francisco, Dec. 1, 1957 |
| 7 | vs. Philadelphia, Dec. 28, 2002 |
| 7 | vs. Philadelphia, Oct. 18, 1964 |
| 7 | vs. Washington, Nov. 5, 1950 |

MOST OWN FUMBLES RECOVERED

| | |
|---|---------------------------------|
| 6 | at Buffalo, Oct. 20, 1975 |
| 5 | vs. Dallas, Oct. 27, 1974 |
| 5 | vs. Philadelphia, Oct. 18, 1964 |
| 5 | vs. Washington, Nov. 5, 1950 |
| 5 | at Philadelphia, Nov. 3, 1946 |
| 5 | vs. Pittsburgh, Oct. 21, 1945 |

MOST OPPONENTS' FUMBLES RECOVERED

| | |
|---|--|
| 6 | at Pittsburgh, Sept. 17, 1950 |
| 5 | at Dallas, Oct. 11, 1971 |
| 4 | many times, most recently vs. Washington, Dec. 5, 2010 |

PENALTIES

MOST PENALTIES

| | |
|----|-----------------------------------|
| 17 | at Washington, Oct. 9, 1949 |
| 17 | vs. Boston Yankees, Nov. 28, 1948 |
| 16 | at Seattle, Nov. 27, 2005 |
| 15 | at Washington, Sept. 21, 2003 |
| 15 | at Minnesota, Nov. 19, 2001 |
| 15 | at Oakland, Sept. 13, 1998 |
| 15 | at Buffalo, Oct. 18, 1987 |
| 14 | vs. Chicago, Nov. 7, 2004 |

| | |
|----|--|
| 14 | vs. Detroit, Oct. 30, 1994 |
| 13 | on seven occasions, most recently at Minnesota, Jan. 3, 2010 |

MOST YARDS PENALIZED

| | |
|-----|-----------------------------|
| 177 | at Washington, Oct. 9, 1949 |
| 175 | vs. Boston, Oct. 19, 1947 |
| 150 | at Minnesota, Nov. 19, 2001 |
| 150 | at Detroit, Nov. 2, 1947 |

| | |
|-----|-----------------------------|
| 149 | at St. Louis, Dec. 21, 2014 |
| 145 | at Buffalo, Oct. 18, 1987 |

TEAM RECORDS – GAME – DEFENSE

SCORING

FEWEST POINTS ALLOWED

0 many times; Last:
vs. Wash., Oct. 30, 2005 (36-0)

MOST POINTS ALLOWED

72 at Washington, Nov. 27, 1966
63 at Pittsburgh, Nov. 30, 1952
63 vs. Chi. Cardinals, Oct. 17, 1948

MOST TOUCHDOWNS ALLOWED

10 at Washington, Nov. 27, 1966
9 at Pittsburgh, Nov. 30, 1952
9 vs. Chi. Cardinals, Oct. 17, 1948

MOST POINTS

AFTER TOUCHDOWN, OPPONENT

9 vs. Washington, Nov. 27, 1966
9 vs. Pittsburgh, Nov. 30, 1952
9 vs. Chi. Cardinals, Oct. 17, 1948

MOST FIELD GOALS, OPPONENT

7 vs. Dallas, Sept. 15, 2003
5 vs. Washington, Sept. 25, 2016
5 at Minnesota, Dec. 27, 2015
5 vs. Philadelphia, Oct. 6, 2013
5 at Dallas, Dec. 17, 1995
4 at Dallas, Sept. 10, 2017
4 at Dallas, Sept. 11, 2016
4 at Tampa Bay, Nov. 8, 2015
4 vs. Indianapolis, Nov. 3, 2014
4 vs. Arizona, Sept. 14, 2014
4 at Baltimore, Dec. 23, 2012
4 at Philadelphia, Sept. 30, 2012
4 at San Francisco, Nov. 13, 2011
4 at Philadelphia, Nov. 21, 2010
4 at Denver, Nov. 26, 2009
4 at Jacksonville, Nov. 20, 2006
4 vs. Indianapolis, Sept. 10, 2006
4 vs. Pittsburgh, Dec. 18, 2004

4 at Dallas, Dec. 21, 2003
4 at Dallas, Jan. 2, 2000
4 at Jacksonville, Sept. 7, 1997
4 vs. Philadelphia, Oct. 13, 1996
4 at Washington, Nov. 27, 1994
4 vs. Philadelphia, Dec. 8, 1991
4 vs. L.A. Rams, Sept. 8, 1991
4 vs. Phoenix, Oct. 21, 1990
4 vs. Kansas City, Dec. 11, 1988
4 at New Orleans, Nov. 27, 1988
4 at Dallas, Nov. 2, 1987
4 vs. L.A. Rams, Nov. 10, 1985
4 vs. Washington, Nov. 13, 1983
4 at Green Bay, Nov. 8, 1981
4 vs. N.Y. Jets, Nov. 1, 1981
4 at Cleveland, Sept. 30, 1973
4 vs. Washington, Nov. 15, 1970
4 vs. New Orleans, Nov. 16, 1969
4 at Detroit, Nov. 5, 1939

FIRST DOWNS

FEWEST FIRST DOWNS ALLOWED

1 at Pittsburgh, Sept. 20, 1933
2 at Philadelphia, Oct. 3, 1937
2 vs. Bklyn. Dodgers, Oct. 14, 1934

MOST FIRST DOWNS ALLOWED

38 at Rams, Nov. 13, 1966
35 at New Orleans, Nov. 1, 2015
32 vs. Dallas, Sept. 10, 1978
31 at New Orleans, Nov. 28, 2011
31 vs. Tennessee, Dec. 1, 2002
31 at San Diego, Oct. 19, 1980
29 vs. Arizona, Oct. 8, 1995
29 vs. Washington, Nov. 15, 1981
29 at Kansas City, Nov. 3, 1974
29 vs. St. Louis, Nov. 4, 1962

MOST FIRST DOWNS ALLOWED, RUSHING

19 at Seattle, Nov. 9, 2014
19 at Buffalo, Nov. 26, 1978
19 vs. Green Bay, Oct. 22, 1967
17 vs. St. Louis, Dec. 12, 1976

MOST FIRST DOWNS ALLOWED, PASSING

24 at New Orleans, Nov. 1, 2015
23 vs. Dallas, Dec. 6, 2009
23 at San Diego, Oct. 19, 1980
22 vs. St. Louis, Oct. 2, 2005
21 vs. Jets, Dec. 6, 2015
21 at Dallas, Sept. 13, 2015
21 at Dallas, Oct. 28, 2012
21 vs. Green Bay, Dec. 4, 2011

21 at Arizona, Nov. 23, 2008
21 vs. Tennessee, Dec. 1, 2002
20 vs. Carolina, Dec. 20, 2015
20 vs. Dallas, Oct. 6, 1985
20 at L.A. Rams, Nov. 13, 1966
20 at San Francisco, Sept. 30, 1956
20 vs. Chicago Bears, Oct. 23, 1949
19 vs. Seattle, Oct. 22, 2017
19 at Green Bay, Dec. 26, 2010
19 vs. Green Bay, Sept. 16, 2007
19 at Oakland, Dec. 31, 2005
19 at New Orleans, Sept. 19, 2005
19 vs. San Diego, Oct. 2, 1983

NET YARDS

FEWEST YARDS ALLOWED

48 at Bklyn. Dodgers, Oct. 17, 1943
62 at Pittsburgh, Sept. 20, 1933
66 vs. Pittsburgh, Dec. 8, 1935

MOST YARDS ALLOWED

682 vs. Chi. Bears, Nov. 14, 1943
608 at New Orleans, Nov. 2, 2015
577 at New Orleans, Nov. 28, 2011
572 at L.A. Rams, Nov. 13, 1966
567 at San Diego, Oct. 19, 1980

TEAM RECORDS – GAME – DEFENSE

RUSHING

FEWEST ATTEMPTS, OPPONENT

7 at Houston, Dec. 8, 1985
 9 at Philadelphia, Nov. 20, 1983
 9 at Philadelphia, Oct. 3, 1937
 10 at Tampa Bay, Sept. 27, 2009
 11 at Detroit, Nov. 18, 2007
 11 vs. Philadelphia, Oct. 29, 2000
 11 vs. Miami, Sept. 23, 1990
 11 at Dallas, Sept. 16, 1990
 12 at Philadelphia, Sept. 10, 2000
 12 vs. New York Jets, Dec. 15, 1999
 12 at New Orleans, Dec. 20, 1993
 12 at Washington, Oct. 10, 1993

12 vs. L.A. Rams, Sept. 19, 1993
 12 at St. Louis, Nov. 24, 1985
 12 vs. New Orleans, Oct. 8, 1972

MOST ATTEMPTS, OPPONENT

60 at Washington, Dec. 9, 1945
 58 at Washington, Nov. 18, 1956
 58 at Philadelphia, Oct. 5, 1947

FEWEST YARDS ALLOWED

-24 at Bklyn. Dodgers, Oct. 17, 1943
 -1 vs. Chi. Cardinals, Oct. 18, 1953
 6 at Cleveland, Nov. 6, 1960

MOST YARDS ALLOWED

420 at Boston (Redskins), Oct. 8, 1933
 366 at Buffalo, Nov. 26, 1978
 350 at Seattle, Nov. 9, 2014
 341 at Detroit, Nov. 15, 1936

MOST RUSHING TOUCHDOWNS ALLOWED

5 at Seattle, Nov. 9, 2014
 5 at Buffalo, Nov. 26, 1978
 5 vs. Green Bay, Oct. 22, 1967

PASSING

FEWEST ATTEMPTS, OPPONENT

3 at Detroit, Sept. 23, 1934
 4 vs. Bklyn. Dodgers, Dec. 7, 1941

MOST ATTEMPTS, OPPONENT

62 at Dallas, Oct. 28, 2012
 62 vs. St. Louis, Oct. 2, 2005
 61 at Carolina, Dec. 10, 2006
 60 at Washington, Nov. 23, 1997
 59 vs. Chi. Bears, Oct. 23, 1949
 57 at Philadelphia, Sept. 23, 1962

FEWEST COMPLETIONS ALLOWED

0 at Washington, Dec. 11, 1960
 1 many games; Last: vs. Brooklyn, Dec. 6, 1942

MOST COMPLETIONS ALLOWED

41 vs. Dallas, Dec. 6, 2009
 40 at New Orleans, Nov. 1, 2015
 40 vs. St. Louis, Oct. 2, 2005
 36 vs. Jets, Dec. 6, 2015
 36 at Dallas, Sept. 13, 2015
 36 at Dallas, Sept. 8, 2013
 36 at Dallas, Oct. 28, 2012
 35 vs. St. Louis, Sept. 7, 2003
 34 vs. Carolina, Dec. 10, 2006
 34 vs. Dallas, Oct. 5, 1997
 34 vs. Chi. Bears, Oct. 23, 1949
 33 at Philadelphia, Sept. 23, 1962
 32 at Los Angeles, Oct. 23, 2016
 32 vs. New Eng., Dec. 29, 2007
 32 vs. Arizona, Sept. 11, 2005
 32 vs. Washington, Sept. 18, 1994

FEWEST YARDS ALLOWED (NET)

-13 at Philadelphia, Dec. 11, 1977
 -6 at Washington, Dec. 11, 1960
 0 at Chi. Cardinals, Nov. 22, 1959

MOST YARDS ALLOWED (NET)

505 at New Orleans, Nov. 1, 2015
 488 vs. Chi. Bears, Nov. 14, 1943
 460 at Philadelphia, Nov. 8, 1953
 456 at San Diego, Oct. 19, 1980

MOST TOUCHDOWNS ALLOWED

7 at New Orleans, Nov. 1, 2015
 7 vs. Chi. Bears, Nov. 14, 1943
 6 vs. Cleveland, Dec. 12, 1964

INTERCEPTIONS

MOST INTERCEPTIONS BY GIANTS

8 at N.Y. Yanks, Dec. 16, 1951
 8 at Green Bay, Nov. 21, 1948
 7 vs. Washington, Dec. 8, 1963

MOST YARDS, RETURNS

144 at Philadelphia, Sept. 13, 1941
 138 at Dallas, Oct. 15, 1961
 137 at Washington, Oct. 29, 1995

MOST RETURNS FOR TOUCHDOWN

2 at Buffalo, Dec. 23, 2007
 2 at Detroit, Oct. 27, 1996
 2 vs. Washington, Dec. 8, 1963
 2 vs. Washington, Dec. 4, 1938

TEAM RECORDS – SEASON – OFFENSE

SCORING

MOST POINTS

448 in 1963
429 in 2012
427 in 2008
422 in 2005
420 in 2015
402 in 2009
399 in 1985
398 in 1962

FEWEST POINTS

79 in 1928
93 in 1932
115 in 1936

MOST TOUCHDOWNS

57 in 1963
49 in 1962, 1967
48 in 1985, 2010
47 in 2011, 2012, 2015
46 in 1961, 2009
45 in 2005, 2008

FEWEST TOUCHDOWNS

12 in 1928
14 in 1932
15 in 1937
16 in 1925, 1936, 1940

MOST TOUCHDOWNS RUSHING

27 in 1930
24 in 1985
21 in 1950
20 in 1992

FEWEST TOUCHDOWNS RUSHING

3 in 1932
4 in 1936, 1937, 1987, 1996

MOST TOUCHDOWNS PASSING

39 in 1963
36 in 2015
35 in 1962
33 in 1967

FEWEST TOUCHDOWNS PASSING

0 in 1928
4 in 1926
5 in 1934

MOST TOUCHDOWNS ON RETURNS

10 in 1951
6 in 1944, 1947, 1948, 1949, 1961, 1963, 1996, 2007, 2015

MOST POINTS AFTER TOUCHDOWN

52 in 1963
47 in 1962
46 in 1961, 2012
45 in 1967, 1985, 2009

FEWEST POINTS AFTER TOUCHDOWN

4 in 1928
7 in 1932
8 in 1925

MOST FIELD GOAL ATTEMPTS

42 in 2005, 1983
41 in 1970
39 in 2012
38 in 2008
38 in 1989
38 in 1981

MOST FIELD GOALS

35 in 2008, 2005, 1983
33 in 2012
30 in 2015
29 in 1989
27 in 2009
26 in 1986, 1993, 2002
25 in 1970, 1999
24 in 1981, 1988, 1991, 1996, 2014
23 in 2001, 2006, 2007, 2013

FEWEST FIELD GOALS

0 in 1932
1 in 1926, 1928, 1930, 1931, 1936, 1948

HIGHEST FIELD GOAL PERCENTAGE

95.5 in 2016
93.8 in 2015
92.3 in 2014
92.1 in 2008
88.9 in 1996
88.7 in 2013
85.2 in 2006, 2007
84.6 in 2012
84.4 in 2009
83.3 in 1983, 1999, 2005

MOST SAFETIES

3 in 2008, 1927
2 in 1944, 1950, 1953, 1961, 1989, 1994, 1996, 2011

FIRST DOWNS

MOST FIRST DOWNS

356 in 1985
338 in 2008
336 in 2014
331 in 2010, 2011, 2015
327 in 2012
324 in 1986
323 in 2002, 2009
321 in 2007
317 in 1988
312 in 2005
310 in 1984, 2000
308 in 1999
304 in 2006
300 in 1993, 2003

MOST FIRST DOWNS RUSHING

138 in 1985
130 in 2008
127 in 1986, 1993
125 in 1978
124 in 1956

MOST FIRST DOWNS PASSING

218 in 2014
216 in 2011
208 in 2015
198 in 1984
197 in 1999
195 in 2000, 2002
194 in 2009
192 in 1985, 2010
190 in 2016

MOST FIRST DOWNS BY PENALTY

46 in 2015
37 in 2012
36 in 1997
35 in 2007, 2014
34 in 2005
33 in 2004
32 in 2008, 1992
31 in 2011

TEAM RECORDS – SEASON – OFFENSE

NET YARDS

MOST YARDS GAINED

6,161 in 2011
6,085 in 2010
5,956 in 2015
5,884 in 1985

5,875 in 2014
5,856 in 2009
5,787 in 2005
5,695 in 2008
5,687 in 2012

5,378 in 1986
5,376 in 2000
5,335 in 2001

RUSHING

MOST RUSHING ATTEMPTS

581 in 1985
580 in 1978
567 in 1934

FEWEST RUSHING ATTEMPTS

244 in 1982
316 in 1945
362 in 1948
366 in 1947

MOST YARDS RUSHING

2,518 in 2008
2,451 in 1985
2,336 in 1950
2,304 in 1978

FEWEST YARDS RUSHING

769 in 1945
842 in 1982
1,049 in 1953

MOST TOUCHDOWNS RUSHING

27 in 1930
24 in 1985
21 in 1950
20 in 1992
19 in 2008
18 in 1956, 1986, 2004, 2012

PASSING

MOST PASSES ATTEMPTED

623 in 2015
616 in 2003
608 in 2017
607 in 2014
602 in 1999
598 in 2016
589 in 2011
575 in 1983
567 in 2013
557 in 2005

FEWEST PASSES ATTEMPTED

125 in 1944
148 in 1942
149 in 1934
149 in 1943

MOST PASSES COMPLETED

392 in 2015
383 in 2014
377 in 2016
373 in 2017
359 in 2011
350 in 1999
339 in 2010
338 in 2002, 2009
327 in 2001
325 in 2013

FEWEST PASSES COMPLETED

47 in 1944
63 in 1943
64 in 1934
67 in 1942

HIGHEST COMPLETION PERCENTAGE

63.1 IN 2014
63.0 IN 2016
62.9 IN 2010, 2015
62.4 IN 2009
61.6 IN 2002
61.3 IN 2017
61.0 IN 2011
61.0 IN 1991
60.7 IN 2008

MOST YARDS GAINED (NET)

4,734 in 2011
4,347 in 2015
4,272 in 2014
4,019 in 2009
3,951 in 2002
3,885 in 2010
3,879 in 2016
3,825 in 2012
3,719 in 1999
3,632 in 1984

MOST TOUCHDOWN PASSES

39 in 1963
36 in 2015
35 in 1962
33 in 1967
31 in 2010

MOST PASSES HAD INTERCEPTED

34 in 1953
31 in 1966
31 in 1983

FEWEST PASSES HAD INTERCEPTED

5 in 1990
8 in 1969, 1991

TEAM RECORDS – SEASON – OFFENSE

PUNTING

MOST PUNTS

112 in 1997
104 in 1979
102 in 1996
101 in 1998
100 in 1977

FEWEST PUNTS

47 in 1972
49 in 1960, 1982
50 in 1945, 1946
53 in 1966

MOST YARDS

4,566 IN 1998
4,531 IN 1997
4,445 IN 1979
4,297 IN 2016
4,289 IN 1996
4,271 IN 2013

HIGHEST PUNTING AVERAGE

47.5 in 2012
46.9 in 2013
46.6 in 1959

46.2 in 2016

45.7 in 2011

45.5 in 2014

45.4 in 1964

HIGHEST NET PUNTING AVERAGE (Since 1976)

40.9 in 2016

40.2 in 2008

39.4 in 2012

39.2 in 2011

in 2015

PUNT RETURNS

MOST PUNT RETURNS

64 in 1981
55 in 1953, 1983, 1984, 1987

MOST YARDS GAINED

717 in 1941

675 in 1951

626 in 1938

HIGHEST RETURN AVERAGE

15.3 in 1941

14.1 in 1951

13.3 in 1943

KICKOFF RETURNS

MOST KICKOFF RETURNS

80 in 1966
73 in 1994
72 in 2003
71 in 1980, 1983, 2009
70 in 2006

MOST YARDS GAINED

1,688 in 1964

1,658 in 2004

1,648 in 2012

1,616 in 1966

1,579 in 2007

1,529 in 2005

1,502 in 1999

HIGHEST RETURN AVERAGE

27.4 in 1944

26.3 in 1953

26.2 in 2012

26.0 in 1946

FUMBLES

MOST FUMBLES

49 in 1960
44 in 1964, 1975
40 in 1961, 2001

MOST OWN FUMBLES RECOVERED

23 in 1960

21 in 1964, 1975, 1981

MOST OPPONENTS' FUMBLES RECOVERED

27 in 1950

26 in 1946

23 in 1980, 2010

PENALTIES

MOST PENALTIES

143 in 2005
127 in 2003
124 in 1998
122 in 1979
118 in 2004
116 in 1997
113 in 1983, 2002

MOST YARDS PENALIZED

1,115 in 2005

1,090 in 2003

1,047 in 1979

1,020 in 1983

1,016 in 1978

TEAM RECORDS – SEASON – DEFENSE

SCORING

FEWEST POINTS ALLOWED

20 in 1927
51 in 1926
67 in 1925
75 in 1944

MOST POINTS ALLOWED

501 in 1966
442 in 2015
427 in 2009
425 in 1980
400 in 2011, 2014
399 in 1964

FEWEST TOUCHDOWNS ALLOWED

3 in 1927
7 in 1926
8 in 1925

MOST TOUCHDOWNS ALLOWED

66 in 1966
55 in 1980
54 in 1948, 2009

MOST POINTS AFTER TOUCHDOWN ALLOWED

63 in 1966
52 in 1948
51 in 1980

MOST FIELD GOALS ALLOWED

34 in 2016
31 in 2015
29 in 1991, 1994, 2013, 2014
28 in 1995, 2003, 2017

26 in 2012

25 in 1988, 2011

24 in 1999

23 in 1987, 1998, 2001, 2010

MOST SAFETIES BY OPPONENT

3 in 1984
2 in 1965, 2010

FIRST DOWNS

FEWEST FIRST DOWNS ALLOWED

104 in 1938
106 in 1937
116 in 1941

MOST FIRST DOWNS ALLOWED

367 in 2015
338 in 2011
336 in 1980
335 in 1995
327 in 2013
326 in 2014

FEWEST FIRST DOWNS RUSHING ALLOWED

55 in 1982
58 in 1938
59 in 1937

MOST FIRST DOWNS RUSHING ALLOWED

156 in 1980
155 in 1978
137 in 1975

FEWEST FIRST DOWNS PASSING ALLOWED

41 in 1937
43 in 1938
47 in 1941

MOST FIRST DOWNS PASSING ALLOWED

236 in 2015
210 in 2011
198 in 2013
196 in 2012
195 in 1997
191 in 2016
189 in 2005, 2006, 2017
187 in 1995, 2014

NET YARDS

FEWEST YARDS ALLOWED

2,029 in 1938
2,054 in 1935
2,169 in 1937
2,219 in 1940

MOST YARDS ALLOWED

6,725 in 2015
6,134 in 2012
6,022 in 2011
6,012 in 2014
5,971 in 2017

5,752 in 1980

5,479 in 2006

5,435 in 2016

5,378 in 1979

TEAM RECORDS – SEASON – DEFENSE

RUSHING

FEWEST ATTEMPTS, OPPONENT

301 in 1982
350 in 1986
359 in 2000
366 in 1943

MOST ATTEMPTS, OPPONENT

640 in 1978
618 in 1979
584 in 1980
580 in 2005
560 in 1976

FEWEST YARDS ALLOWED

913 in 1951
977 in 1940
1,000 in 1944
1,006 in 1943

MOST YARDS ALLOWED

2,656 in 1978
2,507 in 1980
2,452 in 1979
2,422 in 1975

FEWEST TOUCHDOWNS ALLOWED

1 in 1927
2 in 1944
3 in 1926, 1938

MOST TOUCHDOWNS ALLOWED

31 in 1980
25 in 1948, 1978

PASSING

FEWEST ATTEMPTS, OPPONENT

149 in 1963
182 in 1937
184 in 1934

MOST ATTEMPTS, OPPONENT

638 in 2015
630 in 2016
601 in 2013
596 in 1997
589 in 2011
587 in 1986
585 in 2000
567 in 2006
566 in 1988
561 in 2017

FEWEST COMPLETIONS, OPPONENT

54 in 1934
60 in 1936
62 in 1933

MOST COMPLETIONS, OPPONENT

423 IN 2015
369 IN 2016
361 IN 2011, 2013
347 IN 2017
341 IN 2012
334 IN 1986
333 IN 2006
329 IN 2005
327 IN 2000
325 IN 1997

FEWEST YARDS ALLOWED (NET)

744 in 1934
809 in 1933
914 in 1938

MOST YARDS ALLOWED (NET)

4,783 in 2015
4,260 in 2016
4,082 in 2011
4,068 in 2012
4,038 in 2017

4,018 in 2016

3,850 in 2014
3,649 in 2006
3,616 in 1997
3,584 in 2005
3,573 in 2013

FEWEST TOUCHDOWNS ALLOWED

2 in 1927
3 in 1939, 1944

MOST TOUCHDOWNS ALLOWED

36 in 1966
31 in 2015
28 in 1964, 2004, 2011
26 in 1983, 2012

INTERCEPTIONS

MOST INTERCEPTIONS

41 in 1951
39 in 1948
35 in 1939

FEWEST INTERCEPTIONS

10 in 2003
11 in 2002
12 in 1976, 1977, 1982, 1991
13 in 1945, 2009, 2017

MOST YARDS, RETURNS

569 in 1941
561 in 1948
549 in 1944

FEWEST YARDS, RETURNS

62 in 1976
91 in 1974
93 in 2002
110 in 2010
113 in 1980, 2004

MOST TOUCHDOWNS, RETURNS

5 in 1963

SACKS

MOST SACKS

68 in 1985
59 in 1986
55 in 1987
54 in 1997, 1998
53 in 2007

GIANTS SEASON LEADERS

GIANTS RUSHING HONOR ROLL

100 YARDS OR MORE IN A GAME, CHRONOLOGICALLY

| YDS | PLAYER | DATE OF GAME |
|-----|--|--------------|
| 108 | Harry Newman at Bos.,..... | 10/8/33 |
| 107 | Kink Richards vs. Bkn.,..... | 10/22/33 |
| 114 | Harry Newman vs. G.B.,..... | 11/11/34 |
| 105 | Ed Danowski vs. Bos.,..... | 11/25/34 |
| 102 | Tuffy Leemans at Pitt.,..... | 9/27/36 |
| 117 | Tuffy Leemans vs. Chi. Cards,..... | 10/18/36 |
| 117 | Tuffy Leemans vs. Phil.,..... | 10/25/36 |
| 118 | Hank Soar at Phil.,..... | 10/3/37 |
| 159 | Tuffy Leemans vs. G.B.,..... | 11/20/38 |
| 101 | Tuffy Leemans vs. Clev.,..... | 11/10/40 |
| 101 | Bill Paschal at Bkn.,..... | 10/17/43 |
| 188 | Bill Paschal vs. Wash.,..... | 12/5/43 |
| 139 | Bill Paschal vs. Phil.,..... | 10/29/44 |
| 113 | Bill Paschal vs. Bos.,..... | 11/5/44 |
| 103 | Ward Cuff vs. G.B.,..... | 11/19/44 |
| 100 | Ward Cuff vs. Wash.,..... | 12/3/44 |
| 143 | Bill Paschal vs. Clev.,..... | 11/4/45 |
| 108 | Frank Filchock at Pitt.,..... | 10/6/46 |
| 107 | George Franck vs. Bos.,..... | 11/10/46 |
| 133 | Frank Reagan vs. L.A.,..... | 12/1/46 |
| 125 | "Choo Choo" Roberts vs. Chi. Cards,..... | 10/17/48 |
| 108 | "Choo Choo" Roberts at NY Bulldogs,..... | 9/30/49 |
| 108 | "Choo Choo" Roberts at Chi. Cards,..... | 10/30/49 |
| 121 | Joe Scott vs. Clev.,..... | 10/22/50 |
| 218 | "Choo Choo" Roberts vs. Chi. Cards,..... | 11/12/50 |
| 145 | Ed Price at Balt.,..... | 11/19/50 |
| 101 | Randall Clay vs. Phil.,..... | 11/26/50 |
| 156 | Ed Price vs. N.Y. Yanks,..... | 12/3/50 |
| 103 | Ed Price at Phil.,..... | 12/10/50 |
| 107 | Ed Price vs. Chi. Cards,..... | 10/14/51 |
| 101 | Ed Price vs. Phil.,..... | 10/21/51 |
| 171 | Ed Price at Phil.,..... | 12/9/51 |
| 138 | Ed Price at N.Y. Yanks,..... | 12/16/51 |
| 130 | Ed Price at Dall.,..... | 9/28/52 |
| 119 | Ed Price at Phil.,..... | 10/4/52 |
| 116 | Ed Price at Chi. Cards,..... | 11/2/52 |
| 106 | Ed Price vs. S.F.,..... | 11/9/52 |
| 139 | Alex Webster at Chi. Cards,..... | 10/2/55 |
| 108 | Frank Gifford vs. Wash.,..... | 12/2/56 |
| 132 | Alex Webster at Phil.,..... | 12/15/56 |
| 115 | Bob Epps at Wash.,..... | 10/13/57 |
| 126 | Frank Gifford vs. Cards,..... | 11/10/57 |
| 116 | Mel Triplett vs. Clev.,..... | 11/29/59 |
| 137 | Mel Triplett at Clev.,..... | 11/6/60 |
| 129 | Bob Gaiters at Dall.,..... | 10/15/61 |
| 100 | Alex Webster vs. Phil.,..... | 11/12/61 |
| 107 | Alex Webster vs. Phil.,..... | 11/18/62 |
| 120 | Joe Morrison at Phil.,..... | 9/29/63 |
| 101 | Phil King vs. S.F.,..... | 11/17/63 |
| 160 | Ernie Koy at Wash.,..... | 10/1/67 |
| 142 | Ron Johnson vs. Phil.,..... | 10/11/70 |
| 140 | Ron Johnson vs. Dall.,..... | 11/8/70 |
| 106 | Ron Johnson vs. Wash.,..... | 11/15/70 |

| YDS | PLAYER | DATE OF GAME |
|-------|------------------------------------|--------------|
| 100 | Ron Johnson vs. Buff.,..... | 12/6/70 |
| 124 | Ron Johnson at Phil.,..... | 10/2/72 |
| 134 | Ron Johnson at St. Louis,..... | 11/19/72 |
| 123 | Ron Johnson vs. Phil.,..... | 11/26/72 |
| 119 | Ron Johnson at Cinn.,..... | 12/3/72 |
| 105 | Vin Clements at Dallas,..... | 12/17/72 |
| 112 | Ron Johnson vs. Phila.,..... | 9/23/73 |
| 101 | Ron Johnson at Phila.,..... | 11/25/73 |
| 119 | Doug Kotar vs. Atlanta,..... | 10/6/74 |
| 108 | Doug Kotar at Rams,..... | 9/26/76 |
| 103 | Doug Kotar vs. St. Louis,..... | 12/12/76 |
| 100 | Larry Csonka vs. Chi.,..... | 12/18/77 |
| 118 | Doug Kotar vs. St. Louis,..... | 12/10/78 |
| 148 | Billy Taylor vs. Tampa Bay,..... | 10/7/79 |
| 126 | Billy Taylor vs. Wash.,..... | 11/25/79 |
| 103 | Billy Taylor at Seattle,..... | 12/7/80 |
| 103 | Rob Carpenter vs. St. Louis,..... | 10/11/81 |
| 116 | Rob Carpenter at Seattle,..... | 10/18/81 |
| 111 | Rob Carpenter at Phila.,..... | 11/22/81 |
| 117 | Rob Carpenter at St. Louis,..... | 12/13/81 |
| 161** | Rob Carpenter at Phila.,..... | 12/27/81 |
| 113 | Rob Carpenter vs. L.A. Rams,..... | 9/4/83 |
| 111 | Rob Carpenter at Atlanta,..... | 9/11/83 |
| 116 | Rob Carpenter vs. G.B.,..... | 9/26/83 |
| 159 | Butch Woolfolk at Phila.,..... | 11/20/83 |
| 107 | Joe Morris at St. Louis,..... | 12/9/84 |
| 104 | Joe Morris at N. Orleans,..... | 10/27/85 |
| 132 | Joe Morris vs. Tampa Bay,..... | 11/3/85 |
| 118 | Joe Morris at Washington,..... | 11/18/85 |
| 113 | George Adams at St. Louis,..... | 11/24/85 |
| 131 | Joe Morris vs. Cleveland,..... | 12/1/85 |
| 129 | Joe Morris at Houston,..... | 12/8/85 |
| 202 | Joe Morris vs. Pittsburgh,..... | 12/21/85 |
| 141** | Joe Morris vs. S.F.,..... | 12/29/85 |
| 110 | Joe Morris at L.A. Raiders,..... | 9/21/86 |
| 116 | Joe Morris at Seattle,..... | 10/19/86 |
| 181 | Joe Morris vs. Washington,..... | 10/27/86 |
| 181 | Joe Morris vs. Dallas,..... | 11/2/86 |
| 111 | Joe Morris at Phila.,..... | 11/9/86 |
| 106 | Joe Morris vs. Denver,..... | 11/23/86 |
| 179 | Joe Morris vs. St. Louis,..... | 12/14/86 |
| 115 | Joe Morris vs. G.B.,..... | 12/20/86 |
| 159** | Joe Morris vs. S.F.,..... | 1/4/87 |
| 132 | Joe Morris vs. Jets,..... | 12/27/87 |
| 107 | Joe Morris at Dallas,..... | 9/18/88 |
| 122 | Joe Morris vs. Phoenix,..... | 12/4/88 |
| 140 | Joe Morris vs. Kansas City,..... | 12/11/88 |
| 101 | Ottis Anderson vs. Wash.,..... | 10/15/89 |
| 120** | Ottis Anderson vs. L.A. Rams,..... | 1/7/90 |
| 105 | Rodney Hampton vs. Buffalo,..... | 12/15/90 |
| 102** | Ottis Anderson vs. Buffalo,..... | 1/27/91 |
| 104 | Rodney Hampton vs. Clev.,..... | 9/22/91 |
| 137 | Rodney Hampton vs. Pho.,..... | 10/6/91 |

GIANTS SEASON LEADERS

GIANTS RUSHING HONOR ROLL [CONTINUED]

100 YARDS OR MORE IN A GAME, CHRONOLOGICALLY

| YDS | PLAYER | DATE OF GAME |
|-----|-------------------------------|--------------|
| 140 | Rodney Hampton vs. Hou., | 12/21/91 |
| 167 | Rodney Hampton vs. Pho., | 10/11/92 |
| 138 | Rodney Hampton at Wash., | 11/1/92 |
| 134 | Rodney Hampton vs. TB, | 9/12/93 |
| 134 | Rodney Hampton vs. Rams, | 9/19/93 |
| 104 | Lewis Tillman at Wash., | 10/10/93 |
| 169 | Lewis Tillman vs. Phila., | 10/17/93 |
| 101 | Rodney Hampton at Phila., | 11/21/93 |
| 173 | Rodney Hampton vs. Ind., | 12/12/93 |
| 114 | Rodney Hampton vs. Dallas, | 1/2/94 |
| 161 | Rodney Hampton vs. Minn., | 1/9/94 |
| 112 | Rodney Hampton at Rams, | 10/16/94 |
| 138 | Rodney Hampton vs. Det., | 10/30/94 |
| 122 | Rodney Hampton at Hou., | 11/21/94 |
| 106 | Rodney Hampton at Wash., | 11/27/94 |
| 149 | Rodney Hampton vs. N.O., | 9/24/95 |
| 187 | Rodney Hampton at Dallas, | 12/17/95 |
| 103 | Tyrone Wheatley at Arizona, | 10/12/97 |
| 114 | Charles Way vs. Arizona, | 11/16/97 |
| 114 | Tiki Barber at Philadelphia, | 12/7/97 |
| 108 | Gary Brown vs. Arizona, | 10/18/98 |
| 119 | Gary Brown at Dallas, | 11/8/98 |
| 124 | Gary Brown at Arizona, | 12/6/98 |
| 112 | Gary Brown vs. Denver, | 12/13/98 |
| 103 | Gary Brown vs. Kansas City, | 12/20/98 |
| 112 | Gary Brown at Philadelphia, | 12/27/98 |
| 111 | Joe Montgomery vs. Jets, | 12/5/99 |
| 144 | Tiki Barber vs. Arizona, | 9/3/00 |
| 108 | Ron Dayne vs. Dallas, | 10/15/00 |
| 111 | Ron Dayne vs. New Orleans, | 9/30/01 |
| 118 | Tiki Barber at Arizona, | 11/11/01 |
| 124 | Tiki Barber vs. Oakland, | 11/25/01 |
| 110 | Tiki Barber at Dallas, | 12/09/01 |
| 101 | Tiki Barber vs. Jacksonville, | 11/03/02 |
| 127 | Tiki Barber at Minnesota, | 11/10/02 |
| 147 | Tiki Barber at Houston, | 11/24/02 |
| 203 | Tiki Barber vs. Philadelphia, | 12/28/02 |
| 146 | Tiki Barber vs. St. Louis, | 9/7/03 |
| 126 | Tiki Barber at Washington, | 9/21/03 |
| 120 | Tiki Barber vs. Atlanta, | 11/9/03 |
| 111 | Tiki Barber at Philadelphia, | 11/16/03 |
| 125 | Tiki Barber at Philadelphia, | 9/12/04 |
| 106 | Tiki Barber vs. Cleveland, | 9/26/04 |
| 182 | Tiki Barber at Green Bay, | 10/3/04 |
| 122 | Tiki Barber at Dallas, | 10/10/04 |
| 101 | Tiki Barber at Minnesota, | 10/31/04 |
| 108 | Tiki Barber at Arizona, | 11/14/04 |
| 107 | Tiki Barber vs. Atlanta, | 11/21/04 |
| 110 | Tiki Barber vs. Philadelphia, | 11/28/04 |
| 109 | Tiki Barber at Cincinnati, | 12/26/04 |
| 128 | Tiki Barber vs. St. Louis, | 10/2/05 |
| 206 | Tiki Barber vs. Washington, | 10/30/05 |
| 112 | Tiki Barber vs. Philadelphia, | 11/20/05 |

| YDS | PLAYER | DATE OF GAME |
|-------|-----------------------------------|--------------|
| 151 | Tiki Barber at Seattle, | 11/27/05 |
| 115 | Tiki Barber vs. Dallas, | 12/4/05 |
| 124 | Tiki Barber at Philadelphia, | 12/11/05 |
| 220* | Tiki Barber vs. Kansas City, | 12/17/05 |
| 203 | Tiki Barber at Oakland, | 12/31/05 |
| 110 | Tiki Barber vs. Indianapolis, | 9/10/06 |
| 123 | Tiki Barber vs. Washington, | 10/08/06 |
| 185 | Tiki Barber at Atlanta, | 10/15/06 |
| 114 | Tiki Barber at Dallas, | 10/23/06 |
| 115 | Tiki Barber vs. Houston, | 11/5/06 |
| 141 | Tiki Barber vs. Chicago, | 11/12/06 |
| 112 | Tiki Barber at Carolina, | 12/10/06 |
| 234* | Tiki Barber at Washington, | 12/30/06 |
| 137** | Tiki Barber at Philadelphia, | 1/07/07 |
| 100 | Brandon Jacobs vs. Jets, | 10/7/07 |
| 107 | Brandon Jacobs vs. San Francisco, | 10/21/07 |
| 131 | Brandon Jacobs at Miami, | 10/28/07 |
| 154 | Derrick Ward at Chicago, | 12/2/07 |
| 130 | Brandon Jacobs vs. Washington, | 12/16/07 |
| 151 | Ahmad Bradshaw at Buffalo, | 12/23/07 |
| 143 | Brandon Jacobs at Buffalo, | 12/23/07 |
| 116 | Brandon Jacobs vs. Washington, | 9/4/08 |
| 136 | Brandon Jacobs vs. Seattle, | 10/5/08 |
| 101 | Derrick Ward at Cleveland, | 10/13/08 |
| 117 | Brandon Jacobs vs. Dallas, | 11/2/08 |
| 126 | Brandon Jacobs at Philadelphia, | 11/9/08 |
| 215 | Derrick Ward vs. Carolina, | 12/21/08 |
| 104 | Ahmad Bradshaw at Tampa Bay, | 9/27/09 |
| 110 | Ahmad Bradshaw vs. Oakland, | 10/4/09 |
| 129 | Ahmad Bradshaw vs. Chicago, | 10/3/10 |
| 133 | Ahmad Bradshaw vs. Detroit, | 10/17/10 |
| 126 | Ahmad Bradshaw at Dallas, | 10/25/10 |
| 103 | Brandon Jacobs vs. Washington, | 12/5/10 |
| 116 | Brandon Jacobs at Minnesota, | 12/13/10 |
| 103 | Ahmad Bradshaw vs. Minnesota, | 12/13/10 |
| 104 | Ahmad Bradshaw vs. Buffalo, | 10/16/11 |
| 101 | Brandon Jacobs at Dallas, | 12/11/11 |
| 113 | Andre Brown at Carolina, | 9/20/12 |
| 200 | Ahmad Bradshaw vs. Cleveland, | 10/7/12 |
| 116 | Ahmad Bradshaw at San Francisco, | 10/14/12 |
| 103 | Ahmad Bradshaw at Washington, | 12/3/12 |
| 100 | David Wilson vs. New Orleans, | 12/9/12 |
| 107 | Ahmad Bradshaw vs. Philadelphia, | 12/30/12 |
| 106 | Brandon Jacobs at Chicago, | 10/10/13 |
| 115 | Andre Brown vs. Oakland, | 11/10/13 |
| 127 | Andre Brown vs. Dallas, | 11/24/13 |
| 176 | Rashad Jennings vs. Houston, | 9/21/14 |
| 131 | Andre Williams at Tennessee, | 12/7/14 |
| 110 | Andre Williams at St. Louis, | 12/21/14 |
| 107 | Rashad Jennings vs. Carolina, | 12/20/15 |
| 170 | Rashad Jennings vs. Philadelphia, | 1/3/16 |
| 121 | Paul Perkins at Washington, | 1/1/17 |
| 117 | Orleans Darkwa at Denver, | 10/15/17 |
| 154 | Orleans Darkwa vs. Washington, | 12/31/17 |
| 106 | Saquon Barkley vs. Jacksonville, | 9/9/18 |

GIANTS SEASON LEADERS

GIANTS PASSING HONOR ROLL

300 YARDS OR MORE IN A GAME, CHRONOLOGICALLY

| YDS | PLAYER | DATE OF GAME |
|------|---------------------------------|--------------|
| 341 | Paul Governali vs. Phil., | 11/9/47 |
| 363 | Charlie Conerly at Pitt., | 12/5/48 |
| 357 | Charlie Conerly at G.B., | 11/13/49 |
| 321 | Charlie Conerly at Rams, | 9/26/59 |
| 315 | Y.A. Tittle at Wash., | 10/1/61 |
| 307 | Y.A. Tittle vs. Phil., | 11/12/61 |
| 314 | Y.A. Tittle vs. Pitt., | 11/19/61 |
| 332 | Y.A. Tittle at Pitt., | 9/30/62 |
| 505 | Y.A. Tittle vs. Wash., | 10/28/62 |
| 315 | Y.A. Tittle at Dall., | 11/11/62 |
| 341 | Y.A. Tittle vs. Dall., | 12/16/62 |
| 324 | Y.A. Tittle at Wash., | 10/6/63 |
| 308 | Y.A. Tittle vs. Pitt., | 12/15/63 |
| 348 | Fran Tarkenton vs. N.O., | 10/8/67 |
| 325 | Fran Tarkenton vs. St. Louis, | 12/8/68 |
| 320 | Fran Tarkenton vs. Wash., | 11/15/70 |
| 302 | Fran Tarkenton at Pitt., | 11/21/71 |
| 372 | Randy Johnson vs. Phil., | 12/19/71 |
| 348 | Randy Johnson at St. Louis, | 10/28/73 |
| 300 | Phil Simms vs. S.F., | 10/14/79 |
| 351 | Phil Simms vs. Dallas, | 11/9/80 |
| 322 | Phil Simms vs. G.B., | 11/16/80 |
| 324 | Phil Simms vs. N.Orleans, | 9/20/81 |
| 310 | Scott Brunner vs. Atlanta, | 9/12/82 |
| 326 | Scott Brunner at St. Louis, | 12/26/82 |
| 395 | Scott Brunner vs. San Diego, | 10/2/83 |
| 325 | Jeff Rutledge vs. Dallas, | 10/30/83 |
| 346 | Scott Brunner at Raiders, | 11/27/83 |
| 349 | Jeff Rutledge vs. Seattle, | 12/11/83 |
| 324 | Jeff Rutledge at Wash., | 12/17/83 |
| 409 | Phil Simms vs. Phila., | 9/2/84 |
| 347 | Phil Simms at Wash., | 9/16/84 |
| 339 | Phil Simms vs. Wash., | 10/28/84 |
| 343 | Phil Simms vs. Kansas City, | 11/25/84 |
| 432 | Phil Simms vs. Dallas, | 10/6/85 |
| 513* | Phil Simms at Cincinnati, | 10/13/85 |
| 329 | Phil Simms at Dallas, | 12/15/85 |
| 300 | Phil Simms at Dallas, | 9/8/86 |
| 300 | Phil Simms vs. San Diego, | 9/14/86 |
| 310 | Phil Simms at Minn., | 11/16/86 |
| 388 | Phil Simms at S.F., | 12/1/86 |
| 359 | Phil Simms at St. Louis, | 12/13/87 |
| 309 | Phil Simms vs. L.A. Rams, | 9/25/88 |
| 324 | Phil Simms at Phil., | 10/10/88 |
| 320 | Phil Simms vs. Detroit, | 10/16/88 |
| 326 | Phil Simms at S.F., | 11/27/89 |
| 368 | Jeff Hostetler at Dallas, | 9/29/91 |
| 337 | Phil Simms vs. Phoenix, | 11/28/93 |
| 341 | Kerry Collins vs. NY Jets, | 12/5/99 |
| 316 | Kerry Collins at Dallas, | 1/2/00 |
| 350 | Kerry Collins vs. Detroit, | 11/19/00 |
| 333 | Kerry Collins vs. Pitt., | 12/10/00 |
| 321 | Kerry Collins vs. Jacksonville, | 12/23/00 |
| 381 | Kerry Collins vs. Minnesota, | 1/14/01** |
| 346 | Kerry Collins at Wash., | 10/28/01 |
| 321 | Kerry Collins at Minnesota, | 11/19/01 |
| 338 | Kerry Collins vs. Seattle, | 12/23/01 |

| YDS | PLAYER | DATE OF GAME |
|-------|----------------------------------|--------------|
| 303 | Kerry Collins at Phil., | 12/30/01 |
| 386 | Kerry Collins vs. G.B., | 1/06/02 |
| 342 | Kerry Collins vs. San Francisco, | 9/05/02 |
| 307 | Kerry Collins at St. Louis, | 9/15/02 |
| 300 | Kerry Collins at Minnesota, | 11/10/02 |
| 366 | Kerry Collins at Indianapolis, | 12/22/02 |
| 314 | Kerry Collins at New England, | 10/5/03 |
| 375 | Kerry Collins at Minnesota, | 10/26/03 |
| 303 | Kerry Collins at Jets, | 11/2/03 |
| 352 | Eli Manning at San Diego, | 9/25/05 |
| 344 | Eli Manning at Seattle, | 11/27/05 |
| 312 | Eli Manning at Philadelphia, | 12/11/05 |
| 371 | Eli Manning at Philadelphia, | 9/17/06 |
| 312 | Eli Manning at Dallas, | 9/9/07 |
| 303 | Eli Manning at Atlanta, | 10/15/07 |
| 305 | Eli Manning at Washington, | 11/30/08 |
| 330 | Eli Manning at Dallas, | 9/20/09 |
| 384 | Eli Manning vs. Atlanta, | 11/22/09 |
| 391 | Eli Manning vs. Philadelphia, | 12/13/09 |
| 386 | Eli Manning vs. Tennessee, | 9/26/10 |
| 306 | Eli Manning at Dallas, | 10/25/10 |
| 373 | Eli Manning vs. Dallas, | 11/14/10 |
| 301 | Eli Manning at Green Bay, | 12/26/10 |
| 321 | Eli Manning at Arizona, | 10/2/11 |
| 420 | Eli Manning vs. Seattle, | 10/9/11 |
| 349 | Eli Manning vs. Miami, | 10/30/11 |
| 311 | Eli Manning at San Francisco, | 11/13/11 |
| 406 | Eli Manning at New Orleans, | 11/28/11 |
| 347 | Eli Manning vs. Green Bay, | 12/4/11 |
| 400 | Eli Manning at Dallas, | 12/11/11 |
| 346 | Eli Manning vs. Dallas, | 1/1/12 |
| 330** | Eli Manning at Green Bay, | 1/15/12 |
| 316** | Eli Manning at San Francisco, | 1/22/12 |
| 510 | Eli Manning vs. Tampa Bay, | 9/16/12 |
| 309 | Eli Manning at Philadelphia, | 9/30/12 |
| 337 | Eli Manning vs. Washington, | 10/21/12 |
| 450 | Eli Manning at Dallas, | 9/8/13 |
| 362 | Eli Manning vs. Denver, | 9/15/13 |
| 334 | Eli Manning vs. Philadelphia, | 10/6/13 |
| 300 | Eli Manning at Washington, | 9/25/14 |
| 359 | Eli Manning vs. Indianapolis, | 11/3/14 |
| 338 | Eli Manning vs. Dallas, | 11/23/14 |
| 391 | Eli Manning at St. Louis, | 12/21/14 |
| 429 | Eli Manning vs. Philadelphia, | 12/28/14 |
| 441 | Eli Manning vs. San Francisco, | 10/11/15 |
| 350 | Eli Manning at New Orleans, | 11/1/15 |
| 361 | Eli Manning vs. New England, | 11/15/15 |
| 321 | Eli Manning at Washington, | 11/29/15 |
| 337 | Eli Manning at Miami, | 12/14/15 |
| 302 | Eli Manning vs. Philadelphia, | 1/3/16 |
| 368 | Eli Manning vs. New Orleans, | 9/18/16 |
| 350 | Eli Manning vs. Washington, | 9/25/16 |
| 403 | Eli Manning vs. Baltimore, | 10/16/16 |
| 356 | Eli Manning at Philadelphia, | 12/22/16 |
| 366 | Eli Manning at Philadelphia, | 9/24/17 |
| 434 | Eli Manning vs. Philadelphia, | 12/17/17 |

* Team Record

**Postseason Game

GIANTS SEASON LEADERS

GIANTS RECEIVING HONOR ROLL

100 YARDS OR MORE IN A GAME, CHRONOLOGICALLY (SINCE 1960)

| YDS | PLAYER | DATE OF GAME | YDS | PLAYER | DATE OF GAME |
|------|-------------------------------------|--------------|-------|---|--------------|
| 135 | Kyle Rote at St. Louis..... | 10/2/60 | 142 | Homer Jones vs. St. Louis | 12/8/68 |
| 116 | Kyle Rote at Pittsburgh..... | 10/9/60 | 107 | Aaron Thomas vs. Dallas | 12/15/68 |
| 124 | Kyle Rote at Philadelphia | 11/27/60 | 100 | Homer Jones vs. Minnesota | 9/21/69 |
| 180 | Bob Schnelker vs. Cleveland | 12/18/60 | 127 | Aaron Thomas at St. Louis..... | 11/9/69 |
| 105 | Kyle Rote at Washington..... | 10/1/61 | 110 | Homer Jones vs. St. Louis | 12/7/69 |
| 103 | Del Shofner at Washington..... | 10/1/61 | 134 | Joe Morrison vs. Cleveland | 12/21/69 |
| 122 | Del Shofner vs. Washington..... | 11/5/61 | 110 | Clifton McNeil vs. St. Louis | 10/25/70 |
| 137 | Del Shofner vs. Philadelphia | 11/12/61 | 150 | Bob Tucker vs. St. Louis | 10/25/70 |
| 129 | Kyle Rote vs. Pittsburgh | 11/19/61 | 165 | Tucker Frederickson vs. Washington..... | 11/15/70 |
| 100 | Joe Walton at Philadelphia | 12/10/61 | 151 | Rich Houston at Green Bay..... | 9/19/71 |
| 135 | Del Shofner at Philadelphia | 9/23/62 | 111 | Bobby Duhon at Dallas | 10/11/71 |
| 101 | Alex Webster at Pittsburgh | 9/30/62 | 108 | Bob Tucker at Pittsburgh | 11/21/71 |
| 127 | Frank Gifford vs. Washington | 10/28/62 | 160 | Joe Morrison vs. Philadelphia | 12/19/71 |
| 269* | Del Shofner vs. Washington | 10/28/62 | 116 | Bob Tucker vs. Philadelphia | 12/19/71 |
| 158 | Del Shofner at Dallas | 11/11/62 | 175 | Rich Houston vs. Dallas | 9/24/72 |
| 125 | Del Shofner at Washington..... | 11/25/62 | 100 | Bob Tucker vs. Philadelphia | 11/26/72 |
| 155 | Alex Webster vs. Dallas | 12/16/62 | 136 | Bob Tucker vs. Philadelphia | 9/23/73 |
| 101 | Phil King at Baltimore | 9/15/63 | 137 | Bob Grim at St. Louis | 10/28/73 |
| 107 | Del Shofner at Washington | 10/6/63 | 101 | Ron Johnson at Washington | 12/2/73 |
| 105 | Joe Walton vs. Dallas | 10/20/63 | 100 | Walker Gillette vs. Philadelphia | 12/8/74 |
| 108 | Del Shofner at Cleveland | 10/27/63 | 100 | Walker Gillette vs. St. Louis | 10/25/75 |
| 119 | Del Shofner vs. Philadelphia | 11/10/63 | 105 | Walker Gillette at Washington | 9/12/76 |
| 159 | Del Shofner vs. San Francisco | 11/17/63 | 132 | Doug Kotar at St. Louis | 10/3/76 |
| 106 | Del Shofner vs. St. Louis | 11/24/63 | 102 | Jimmy Robinson vs. Philadelphia | 10/31/76 |
| 110 | Del Shofner vs. Pittsburgh | 12/15/63 | 118 | Jimmy Robinson at Atlanta | 10/2/77 |
| 122 | Joe Morrison vs. St. Louis | 11/1/64 | 110 | Johnny Perkins at Tampa Bay | 9/2/78 |
| 121 | Aaron Thomas vs. Minnesota..... | 12/6/64 | 100 | Jimmy Robinson vs. Dallas | 9/10/78 |
| 147 | Joe Morrison vs. Cleveland | 12/12/64 | 169 | Earnest Gray vs. San Francisco | 10/14/79 |
| 117 | Aaron Thomas at Minnesota | 10/9/65 | 107 | Earnest Gray at Kansas City | 10/21/79 |
| 145 | Aaron Thomas vs. Philadelphia..... | 10/17/65 | 174 | Earnest Gray at St. Louis | 9/7/80 |
| 102 | Homer Jones vs. Philadelphia | 10/17/65 | 137 | Mike Friede vs. Dallas | 11/9/80 |
| 118 | Homer Jones at Cleveland | 11/14/65 | 119 | Earnest Gray vs. Green Bay | 11/16/80 |
| 182 | Homer Jones at Washington | 12/12/65 | 108 | Mike Friede vs. Green Bay..... | 11/16/80 |
| 173 | Homer Jones at Pittsburgh | 9/11/66 | 114 | Earnest Gray at Seattle | 12/7/80 |
| 146 | Homer Jones vs. Washington | 10/16/1966 | 118 | Johnny Perkins vs. New Orleans..... | 9/20/81 |
| 111 | Homer Jones vs. Pittsburgh | 12/11/66 | 101 | Gary Shirk vs. New Orleans | 9/20/81 |
| 131 | Joe Morrison vs. Dallas | 12/18/66 | 129 | Johnny Perkins at Dallas | 9/27/81 |
| 175 | Homer Jones at St. Louis | 9/17/67 | 126 | Johnny Perkins at Atlanta | 10/25/81 |
| 196 | Homer Jones at Washington | 10/1/67 | 118** | Earnest Gray at San Francisco..... | 1/3/82 |
| 123 | Aaron Thomas vs. New Orleans | 10/8/67 | 121** | Johnny Perkins at San Francisco | 1/3/82 |
| 125 | Joe Morrison at Pittsburgh..... | 10/15/67 | 102 | Butch Woolfolk vs. Houston | 12/5/82 |
| 110 | Aaron Thomas vs. Cleveland | 10/29/67 | 148 | Floyd Eddings vs. Philadelphia | 12/11/82 |
| 149 | Homer Jones at Minnesota | 11/5/67 | 124 | Earnest Gray at Dallas | 9/18/83 |
| 125 | Homer Jones vs. St. Louis | 12/17/67 | 159 | Earnest Gray vs. San Diego | 10/2/83 |
| 101 | Homer Jones at Pittsburgh | 9/15/68 | 111 | Earnest Gray at Kansas City | 10/16/83 |
| 179 | Homer Jones vs. Washington | 9/29/68 | 135 | Butch Woolfolk vs. Dallas | 10/30/83 |
| 116 | Homer Jones vs. New Orleans | 10/6/68 | 145 | Earnest Gray vs. Washington | 11/13/83 |
| 108 | Homer Jones at Atlanta | 10/13/68 | 119 | Byron Williams at L.A. Raiders | 11/27/83 |
| 109 | Joe Morrison vs. St. Louis | 12/8/68 | 134 | Earnest Gray at L.A. Raiders..... | 11/27/83 |
| | | | 103 | Byron Williams vs. Seattle | 12/11/83 |

GIANTS SEASON LEADERS

GIANTS RECEIVING HONOR ROLL [CONTINUED]

100 YARDS OR MORE IN A GAME, CHRONOLOGICALLY

| YDS | PLAYER | DATE OF GAME |
|-----|---------------------------------------|--------------|
| 124 | Byron Williams at Washington..... | 12/17/83 |
| 137 | Bobby Johnson vs. Philadelphia | 9/2/84 |
| 167 | Byron Williams vs. Philadelphia | 9/2/1984 |
| 117 | Bobby Johnson at Washington..... | 9/16/84 |
| 112 | Earnest Gray at L.A. Rams | 9/30/84 |
| 120 | Lionel Manuel at Atlanta | 10/14/84 |
| 128 | Earnest Gray vs. Washington | 10/28/84 |
| 102 | Lionel Manuel at Dallas | 11/04/84 |
| 126 | Zeke Mowatt vs. Kansas City | 11/25/84 |
| 105 | Lionel Manuel at Green Bay | 9/15/85 |
| 129 | Lionel Manuel vs. Dallas..... | 10/6/85 |
| 104 | Bobby Johnson vs. Dallas..... | 10/6/85 |
| 111 | Lionel Manuel at Cincinnati..... | 10/13/85 |
| 176 | Mark Bavaro at Cincinnati | 10/13/85 |
| 128 | Phil McConkey at Dallas | 12/15/85 |
| 105 | Bobby Johnson at Dallas | 9/8/86 |
| 106 | Mark Bavaro at L.A. Raiders..... | 9/21/86 |
| 110 | Mark Bavaro vs. New Orleans..... | 9/28/86 |
| 116 | Stacy Robinson at San Francisco..... | 12/1/86 |
| 111 | Mark Bavaro at Washington | 12/7/86 |
| 151 | Lionel Manuel at Dallas..... | 11/2/87 |
| 105 | Lionel Manuel at Philadelphia | 11/15/87 |
| 102 | Mark Bavaro at Philadelphia | 11/15/87 |
| 100 | Stephen Baker at New Orleans..... | 11/22/87 |
| 133 | Mark Bavaro vs. Philadelphia..... | 12/6/87 |
| 137 | Mark Bavaro at St. Louis | 12/13/87 |
| 109 | Mark Bavaro vs. Jets | 12/27/87 |
| 142 | Lionel Manuel at Dallas..... | 9/18/88 |
| 103 | Odesa Turner at Washington..... | 10/2/88 |
| 148 | Mark Bavaro at Philadelphia | 10/10/88 |
| 104 | Stephen Baker at Atlanta | 10/23/88 |
| 106 | Lionel Manuel vs. Dallas..... | 11/6/88 |
| 134 | Stephen Baker at New Orleans..... | 11/27/88 |
| 126 | Lionel Manuel vs. Philadelphia | 12/3/89 |
| 109 | Stephen Baker at Washington | 10/14/90 |
| 142 | Mark Ingram at Dallas | 9/29/91 |
| 116 | Mark Ingram at Cincinnati | 12/1/91 |
| 109 | Stephen Baker at Chicago | 9/21/92 |
| 105 | Ed McCaffrey at Dallas | 11/26/92 |
| 124 | Mike Sherrard at Washington..... | 10/10/93 |
| 113 | Mark Jackson vs. Phoenix..... | 11/28/93 |
| 109 | Mike Sherrard at Houston..... | 11/21/94 |
| 101 | Mike Sherrard at Cleveland | 12/4/94 |
| 100 | Chris Calloway at Kansas City | 9/10/95 |
| 128 | Mike Sherrard at Seattle | 11/5/95 |
| 126 | Thomas Lewis at Philadelphia | 11/19/95 |
| 125 | Thomas Lewis at Washington | 10/20/96 |
| 108 | Chris Calloway at Washington..... | 10/20/96 |
| 145 | Chris Calloway at Detroit | 10/19/97 |

| YDS | PLAYER | DATE OF GAME |
|-------|---------------------------------------|--------------|
| 100 | Kevin Alexander vs. Cincinnati | 10/26/97 |
| 141 | Ike Hilliard at San Francisco | 11/30/98 |
| 114 | Ike Hilliard vs. Washington | 9/19/99 |
| 105 | Amani Toomer vs. Washington | 9/19/99 |
| 123 | Amani Toomer vs. Philadelphia | 10/3/99 |
| 101 | Ike Hilliard at Washington..... | 11/21/99 |
| 181 | Amani Toomer vs. Jets | 12/5/99 |
| 121 | Ike Hilliard vs. Jets | 12/5/99 |
| 162 | Amani Toomer at St. Louis | 12/19/99 |
| 100 | Tiki Barber at Dallas..... | 1/2/00 |
| 108 | Amani Toomer vs. Philadelphia | 10/29/00 |
| 100 | Amani Toomer at Cleveland | 11/5/00 |
| 110 | Ike Hilliard vs. St. Louis | 11/12/00 |
| 108 | Amani Toomer vs. Detroit..... | 11/19/00 |
| 136 | Amani Toomer vs. Pittsburgh | 12/10/00 |
| 193 | Amani Toomer vs. Jacksonville..... | 12/23/00 |
| 155* | Ike Hilliard vs. Minnesota | 1/14/01 |
| 109 | Amani Toomer at Washington | 10/28/01 |
| 106 | Ike Hilliard at Minnesota..... | 11/19/01 |
| 124 | Amani Toomer vs. Seattle..... | 12/23/01 |
| 105 | Ike Hilliard vs. Seattle..... | 12/23/01 |
| 134 | Amani Toomer vs. San Francisco | 9/05/02 |
| 100 | Amani Toomer vs. Seattle..... | 9/22/02 |
| 107 | Ron Dixon at Minnesota..... | 11/10/02 |
| 111 | Jeremy Shockey vs. Washington | 11/17/02 |
| 113 | Amani Toomer at Houston..... | 11/24/02 |
| 104 | Amani Toomer vs. Tennessee | 12/1/02 |
| 204 | Amani Toomer at Indianapolis | 12/22/02 |
| 116 | Jeremy Shockey at Indianapolis | 12/22/02 |
| 136** | Amani Toomer at San Francisco | 1/5/03 |
| 126 | Amani Toomer vs. Dallas..... | 9/15/03 |
| 110 | Jeremy Shockey vs. Miami | 10/5/03 |
| 100 | Ike Hilliard at Minnesota..... | 10/26/03 |
| 127 | Amani Toomer at Jets..... | 11/2/03 |
| 106 | David Tyree at Philadelphia | 11/16/03 |
| 110 | Amani Toomer vs. Buffalo | 11/30/03 |
| 126 | Amani Toomer vs. Cleveland | 9/26/04 |
| 102 | Tiki Barber vs. Detroit..... | 10/24/04 |
| 100 | Amani Toomer at Arizona | 11/14/04 |
| 102 | Jamaar Taylor vs. Philadelphia | 11/28/04 |
| 101 | Jeremy Shockey at San Diego..... | 9/25/05 |
| 204 | Plaxico Burress vs. St. Louis | 10/2/05 |
| 129 | Jeremy Shockey at Dallas | 10/16/05 |
| 111 | Tiki Barber vs. Minnesota | 11/13/05 |
| 113 | Plaxico Burress vs. Philadelphia..... | 11/20/05 |
| 127 | Jeremy Shockey at Seattle | 11/27/05 |
| 109 | Plaxico Burress at Seattle | 11/27/05 |
| 107 | Jeremy Shockey at Philadelphia..... | 12/11/05 |

* Team Record

** Postseason Game

GIANTS SEASON LEADERS

GIANTS RECEIVING HONOR ROLL (CONTINUED)

100 YARDS OR MORE IN A GAME, CHRONOLOGICALLY

| YDS | PLAYER | DATE OF GAME |
|-------|--|--------------|
| 128 | Plaxico Burress at Oakland..... | 12/31/05 |
| 137 | Amani Toomer at Philadelphia | 9/17/06 |
| 114 | Plaxico Burress at Philadelphia | 9/17/06 |
| 120 | Plaxico Burress vs. Philadelphia | 12/17/06 |
| 144 | Plaxico Burress at Dallas | 9/9/07 |
| 124 | Plaxico Burress vs. Jets..... | 10/7/07 |
| 129 | Jeremy Shockey vs. Dallas | 11/11/07 |
| 136 | Plaxico Burress at Philadelphia | 12/9/07 |
| 151* | Plaxico Burress at Green Bay..... | 1/20/08 |
| 133 | Plaxico Burress vs. Washington..... | 9/4/08 |
| 102 | Domenik Hixon vs. Seattle..... | 10/5/08 |
| 150 | Mario Manningham at Dallas..... | 9/20/09 |
| 134 | Steve Smith at Dallas..... | 9/20/09 |
| 134 | Steve Smith at Kansas City | 10/4/09 |
| 114 | Hakeem Nicks at New Orleans | 10/18/09 |
| 126 | Mario Manningham vs. Atlanta | 11/22/09 |
| 110 | Steve Smith vs. Dallas..... | 12/6/09 |
| 110 | Hakeem Nicks vs. Philadelphia | 12/13/09 |
| 103 | Steve Smith vs. Tennessee | 9/26/10 |
| 110 | Hakeem Nicks vs. Chicago..... | 10/3/10 |
| 130 | Hakeem Nicks at Houston..... | 10/10/10 |
| 108 | Hakeem Nicks at Dallas..... | 10/25/10 |
| 101 | Steve Smith at Dallas..... | 10/25/10 |
| 128 | Hakeem Nicks at Seattle..... | 1/7/10 |
| 113 | Mario Manningham vs. Philadelphia ... | 12/19/10 |
| 132 | Mario Manningham at Green Bay | 12/26/10 |
| 101 | Mario Manningham at Washington | 1/2/11 |
| 122 | Hakeem Nicks at Washington | 9/11/11 |
| 110 | Victor Cruz at Philadelphia | 9/25/11 |
| 162 | Hakeem Nicks at Arizona | 10/2/11 |
| 161 | Victor Cruz vs. Seattle..... | 10/9/11 |
| 128 | Victor Cruz vs. Philadelphia..... | 11/20/11 |
| 157 | Victor Cruz at New Orleans | 11/28/11 |
| 119 | Victor Cruz vs. Green Bay..... | 12/4/11 |
| 163 | Hakeem Nicks at Dallas | 12/11/11 |
| 164 | Victor Cruz at Jets..... | 12/24/11 |
| 178 | Victor Cruz vs. Dallas | 1/1/12 |
| 115** | Hakeem Nicks vs. Atlanta | 1/8/12 |
| 165** | Hakeem Nicks at Green Bay | 1/15/12 |
| 142** | Victor Cruz at San Francisco..... | 1/22/12 |
| 109** | Hakeem Nicks vs. New England..... | 2/5/12 |

| YDS | PLAYER | DATE OF GAME |
|-----|---|-----------------|
| 179 | Victor Cruz vs. Tampa Bay..... | 9/16/12 |
| 199 | Hakeem Nicks vs. Tampa Bay | 9/16/12 |
| 138 | Ramses Barden at Carolina..... | 9/20/12 |
| 109 | Victor Cruz at Philadelphia..... | 9/30/12 |
| 131 | Victor Cruz vs. Washington..... | 10/21/12 |
| 104 | Victor Cruz at Washington..... | 12/3/12 |
| 121 | Victor Cruz vs. New Orleans | 12/9/12 |
| 118 | Victor Cruz at Dallas | 9/8/13 |
| 114 | Hakeem Nicks at Dallas..... | 9/8/13 |
| 101 | Rueben Randle at Dallas | 9/8/13 |
| 118 | Victor Cruz vs. Denver..... | 9/15/13 |
| 164 | Victor Cruz at Kansas City..... | 9/29/13 |
| 142 | Hakeem Nicks vs. Philadelphia..... | 10/6/13 |
| 110 | Victor Cruz vs. Green Bay..... | 11/17/13 |
| 135 | Hakeem Nicks at San Diego | 12/8/13 |
| 107 | Victor Cruz vs. Houston | 9/21/14 |
| 108 | Victor Cruz at Washington..... | 9/25/14 |
| 156 | Odell Beckham Jr. vs. Indianapolis | 11/3/14 |
| 108 | Odell Beckham Jr. at Seattle | 11/9/14 |
| 112 | Rueben Randle vs. San Francisco | 11/16/14 |
| 146 | Odell Beckham Jr. vs. Dallas | 11/23/14 |
| 130 | Odell Beckham Jr. at Tennessee | 12/7/14 |
| 143 | Odell Beckham Jr. vs. Washington | 12/14/14 |
| 148 | Odell Beckham Jr. at St. Louis | 12/21/14 |
| 132 | Rueben Randle at St. Louis..... | 12/21/14 |
| 185 | Odell Beckham Jr. vs. Philadelphia | 12/28/14 |
| 158 | Rueben Randle vs. Philadelphia..... | 12/28/14 |
| 146 | Odell Beckham Jr. vs. Atlanta..... | 9/20/15 |
| 116 | Rueben Randle vs. Washington..... | 9/24/15 |
| 121 | Odell Beckham Jr. vs. San Francisco | 10/11/15 |
| 130 | Odell Beckham Jr. at New Orleans. | 11/1/15 |
| 105 | Odell Beckham Jr. at Tampa Bay.... | 11/8/15 |
| 104 | Odell Beckham Jr. vs. New England | 11/15/15 |
| 142 | Odell Beckham Jr. at Washington | 11/29/14 |
| 149 | Odell Beckham Jr. vs. Jets | 12/6/15 |
| 166 | Odell Beckham Jr at Miami..... | 12/14/15 |
| 117 | Sterling Shepard vs. New Orleans | 09/18/16 |
| 121 | Odell Beckham Jr. vs. Washington | 09/25/16 |
| 222 | Odell Beckham Jr. vs. Baltimore .. | 10/16/16 |
| 100 | Odell Beckham Jr. at Pittsburgh..... | 12/4/16 |
| 150 | Odell Beckham Jr. at Philadelphia | 12/22/16 |
| 142 | Sterling Shepard at San Francisco.. | 11/5/17 |
| 139 | Sterling Shepard vs. Philadelphia | 12/17/17 |
| 111 | Odell Beckham Jr. vs. Jacksonville | 9/9/18 |
| 109 | Odell Beckham Jr. at Houston | 9/23/18 |

* Team Record

** Postseason Game

GIANTS SEASON LEADERS

SCORING

| YEAR | PLAYER | TD | PAT | FG | PTS |
|------|---------------------|----|-----|----|-----|
| 1925 | Jack McBride | 2 | 7 | 2 | 25 |
| 1925 | Jack McBride | 2 | 7 | 2 | 25 |
| 1926 | Jack McBride | 5 | 15 | 1 | 48 |
| 1927 | Jack McBride | 6 | 15 | 2 | 57 |
| 1928 | Henry Haines | 5 | 0 | 0 | 30 |
| 1929 | Len Sedbrook | 11 | 0 | 0 | 66 |
| 1930 | Bennie Friedman | 7 | 12 | 1 | 57 |
| 1931 | Hap Moran | 4 | 8 | 1 | 35 |
| 1932 | Ray Flaherty | 5 | 0 | 0 | 30 |
| 1933 | Ken Strong | 6 | 13 | 5 | 64 |
| 1934 | Ken Strong | 6 | 8 | 4 | 56 |
| 1935 | Dale Burnett | 6 | 0 | 0 | 36 |
| 1936 | Tillie Manton | 1 | 15 | 0 | 21 |
| 1937 | Ward Cuff | 4 | 0 | 2 | 30 |
| 1938 | Ward Cuff | 2 | 18 | 5 | 45 |
| 1939 | Ward Cuff | 2 | 6 | 7 | 39 |
| 1940 | Ward Cuff | 2 | 9 | 5 | 36 |
| 1941 | Ward Cuff | 2 | 19 | 5 | 46 |
| 1942 | Ward Cuff | 2 | 18 | 3 | 39 |
| 1943 | Bill Paschal | 12 | 0 | 0 | 72 |
| 1944 | Bill Paschal | 9 | 0 | 0 | 54 |
| 1945 | Frank Liebel | 10 | 0 | 0 | 60 |
| 1946 | Ken Strong | 0 | 32 | 4 | 44 |
| 1947 | Ken Strong | 0 | 24 | 2 | 30 |
| 1948 | Bill Swiacki | 10 | 0 | 0 | 60 |
| 1949 | Gene Roberts | 17 | 0 | 0 | 102 |
| 1950 | Ray Poole | 0 | 30 | 5 | 45 |
| 1951 | Ray Poole | 0 | 30 | 12 | 66 |
| 1952 | Ray Poole | 0 | 26 | 10 | 56 |
| 1953 | Frank Gifford | 7 | 2 | 1 | 47 |
| 1954 | Ben Agajanian | 0 | 35 | 13 | 74 |
| 1955 | Ben Agajanian | 0 | 32 | 10 | 62 |
| 1956 | Frank Gifford | 9 | 8 | 1 | 65 |
| 1957 | Ben Agajanian | 0 | 32 | 10 | 62 |
| 1958 | Pat Summerall | 0 | 28 | 12 | 64 |
| 1959 | Pat Summerall | 0 | 30 | 20 | 90 |
| 1960 | Pat Summerall | 0 | 32 | 13 | 71 |
| 1961 | Pat Summerall | 0 | 46 | 14 | 88 |
| 1962 | Don Chandler | 0 | *47 | 19 | 104 |
| 1963 | Don Chandler | 0 | 52 | 18 | 106 |
| 1964 | Don Chandler | 0 | 27 | 9 | 54 |
| 1965 | Tucker Frederickson | 6 | 0 | 0 | 36 |
| | Homer Jones | 6 | 0 | 0 | 36 |
| 1966 | Pete Gogolak | 0 | 29 | 16 | 77 |
| 1967 | Homer Jones | 14 | 0 | 0 | 84 |
| 1968 | Pete Gogolak | 0 | 36 | 14 | 78 |
| 1969 | Pete Gogolak | 0 | 33 | 11 | 66 |
| | Joe Morrison | 11 | 0 | 0 | 66 |

| YEAR | PLAYER | TD | PAT | FG | PTS |
|------|-----------------|----|-----|-----|------|
| 1970 | Pete Gogolak | 0 | 32 | 25 | 107 |
| 1971 | Pete Gogolak | 0 | 30 | 6 | 48 |
| 1972 | Pete Gogolak | 0 | 34 | 21 | 97 |
| 1973 | Pete Gogolak | 0 | 25 | 17 | 76 |
| 1974 | Pete Gogolak | 0 | 21 | 10 | 51 |
| 1975 | George Hunt | 0 | 24 | 6 | 42 |
| 1976 | Joe Danelo | 0 | 20 | 8 | 44 |
| 1977 | Joe Danelo | 0 | 19 | 14 | 61 |
| 1978 | Joe Danelo | 0 | 27 | 21 | 90 |
| 1979 | Billy Taylor | 11 | 0 | 0 | 66 |
| 1980 | Joe Danelo | 0 | 27 | 16 | 75 |
| 1981 | Joe Danelo | 0 | 31 | 24 | 103 |
| 1982 | Joe Danelo | 0 | 18 | 12 | 54 |
| 1983 | Ali Haji-Sheikh | 0 | 22 | *35 | 127 |
| 1984 | Ali Haji-Sheikh | 0 | 32 | 17 | 83 |
| 1985 | Joe Morris | 21 | 0 | 0 | 126 |
| 1986 | Raul Allegre | 0 | 33 | 24 | 105 |
| 1987 | Raul Allegre | 0 | 25 | 17 | 76 |
| 1988 | Paul McFadden | 0 | 25 | 14 | 67 |
| 1989 | Ottis Anderson | 14 | 0 | 0 | 84 |
| 1990 | Matt Bahr | 0 | 29 | 17 | 80 |
| 1991 | Matt Bahr | 0 | 24 | 22 | 90 |
| 1992 | Rodney Hampton | 14 | 0 | 0 | 84 |
| 1993 | David Treadwell | 0 | 28 | 25 | 103 |
| 1994 | David Treadwell | 0 | 22 | 11 | 55 |
| 1995 | Brad Daluiso | 0 | 28 | 20 | 88 |
| 1996 | Brad Daluiso | 0 | 22 | 24 | 94 |
| 1997 | Brad Daluiso | 0 | 27 | 22 | 93 |
| 1998 | Brad Daluiso | 0 | 32 | 21 | 95 |
| 1999 | Carey Blanchard | 0 | 19 | 18 | 73 |
| 2000 | Brad Daluiso | 0 | 34 | 17 | 85 |
| 2001 | Morten Andersen | 0 | 29 | 23 | 98 |
| 2002 | Matt Bryant | 0 | 30 | 26 | 108 |
| 2003 | Matt Bryant | 0 | 17 | 11 | 50 |
| 2004 | Steve Christie | 0 | 33 | 22 | 99 |
| 2005 | Jay Feely | 0 | 43 | *35 | *148 |
| 2006 | Jay Feely | 0 | 38 | 23 | 107 |
| 2007 | Lawrence Tynes | 0 | 40 | 23 | 109 |
| 2008 | John Carney | 0 | 38 | 35 | 143 |
| 2009 | Lawrence Tynes | 0 | 45 | 27 | 126 |
| 2010 | Lawrence Tynes | 0 | 43 | 19 | 100 |
| 2011 | Lawrence Tynes | 0 | 43 | 19 | 100 |
| 2012 | Lawrence Tynes | 0 | 46 | 33 | 145 |
| 2013 | Josh Brown | 0 | 31 | 23 | 100 |
| 2014 | Josh Brown | 0 | 44 | 24 | 116 |
| 2015 | Josh Brown | 0 | 44 | 30 | 134 |

2016 Odell Beckham Jr.100060

2017 Aldrick Rosas.....02018.. 74

2018 Aldrick Rosas.....04725

*Single Season Club Record

GIANTS SEASON LEADERS

RUSHING

| YEAR | PLAYER..... | YDS |ATT | ... TD |
|------|--------------------------|-------|----------|---------|
| 1932 | John McBride..... | 302 |84 |1 |
| 1933 | Harry Newman..... | 437 |130 |3 |
| 1934 | Harry Newman..... | 483 |141 |3 |
| 1935 | Elvin Richards..... | 449 |153 |4 |
| 1936 | Tuffy Leemans..... | 830 |206 |2 |
| 1937 | Hank Soar..... | 442 |120 |2 |
| 1938 | Tuffy Leemans..... | 463 |121 |4 |
| 1939 | Tuffy Leemans..... | 429 |128 |3 |
| 1940 | Tuffy Leemans..... | 474 |132 |1 |
| 1941 | Tuffy Leemans..... | 332 |100 |4 |
| 1942 | Merle Hapes..... | 363 |95 |3 |
| 1943 | Bill Paschal..... | 572 |147 |10 |
| 1944 | Bill Paschal..... | 737 |196 |9 |
| 1945 | Bill Paschal..... | 247 |59 |2 |
| 1946 | Frank Filchok..... | 371 |98 |2 |
| 1947 | Gene Roberts..... | 296 |86 |1 |
| 1948 | Gene Roberts..... | 491 |145 |0 |
| 1949 | Gene Roberts..... | 634 |152 |9 |
| 1950 | Eddie Price..... | 703 |126 |4 |
| 1951 | Eddie Price..... | 971 |271 |7 |
| 1952 | Eddie Price..... | 748 |183 |5 |
| 1953 | Sonny Grandelius..... | 278 |108 |1 |
| 1954 | Eddie Price..... | 555 |135 |2 |
| 1955 | Alex Webster..... | 634 |128 |5 |
| 1956 | Frank Gifford..... | 819 |159 |5 |
| 1957 | Frank Gifford..... | 528 |136 |5 |
| 1958 | Frank Gifford..... | 468 |115 |8 |
| 1959 | Frank Gifford..... | 540 |106 |3 |
| 1960 | Mel Triplett..... | 573 |124 |4 |
| 1961 | Alex Webster..... | 928 |196 |2 |
| 1962 | Alex Webster..... | 743 |207 |5 |
| 1963 | Phil King..... | 613 |161 |3 |
| 1964 | Ernie Wheelwright..... | 402 |100 |0 |
| 1965 | Tucker Frederickson..... | 659 |195 |5 |
| 1966 | Chuck Mercein..... | 327 |94 |0 |
| 1967 | Ernie Koy..... | 704 |146 |4 |
| 1968 | Tucker Frederickson..... | 486 |142 |1 |
| 1969 | Joe Morrison..... | 387 |107 |4 |
| 1970 | Ron Johnson..... | 1,027 |263 |8 |
| 1971 | Bobby Duhon..... | 344 |93 |1 |
| 1972 | Ron Johnson..... | 1,182 |298 |9 |
| 1973 | Ron Johnson..... | 902 |260 |6 |
| 1974 | Joe Dawkins..... | 561 |156 |2 |

| YEAR | PLAYER..... | YDS |ATT | ... TD |
|------|----------------------|--------|-----------|----------|
| 1975 | Joe Dawkins..... | 438 |129 |2 |
| 1976 | Doug Kotar..... | 731 |185 |3 |
| 1977 | Bob Hammond..... | 577 |154 |3 |
| 1978 | Doug Kotar..... | 625 |149 |1 |
| 1979 | Billy Taylor..... | 700 |198 |7 |
| 1980 | Billy Taylor..... | 580 |147 |4 |
| 1981 | Rob Carpenter..... | 748 |190 |5 |
| 1982 | Butch Woolfolk..... | 439 |112 |2 |
| 1983 | Butch Woolfolk..... | 857 |246 |2 |
| 1984 | Rob Carpenter..... | 795 |250 |7 |
| 1985 | Joe Morris..... | 1,336 |294 |*21 |
| 1986 | Joe Morris..... | 1,516 |341 |14 |
| 1987 | Joe Morris..... | 658 |193 |3 |
| 1988 | Joe Morris..... | 1,083 |307 |5 |
| 1989 | Ottis Anderson..... | 1,023 |325 |14 |
| 1990 | Ottis Anderson..... | 784 |225 |11 |
| 1991 | Rodney Hampton..... | 1,059 |256 |10 |
| 1992 | Rodney Hampton..... | 1,141 |247 |14 |
| 1993 | Rodney Hampton..... | 1,077 |292 |5 |
| 1994 | Rodney Hampton..... | 1,075 |327 |6 |
| 1995 | Rodney Hampton..... | 1,182 |306 |10 |
| 1996 | Rodney Hampton..... | 827 |254 |1 |
| 1997 | Charles Way..... | 698 |151 |4 |
| 1998 | Gary Brown..... | 1,063 |247 |5 |
| 1999 | Joe Montgomery..... | 348 |115 |3 |
| 2000 | Tiki Barber..... | 1,006 |213 |8 |
| 2001 | Tiki Barber..... | 865 |166 |4 |
| 2002 | Tiki Barber..... | 1,387 |304 |11 |
| 2003 | Tiki Barber..... | 1,216 |278 |2 |
| 2004 | Tiki Barber..... | 1,518 |322 |13 |
| 2005 | Tiki Barber..... | *1,860 |*357 |9 |
| 2006 | Tiki Barber..... | 1,662 |327 |5 |
| 2007 | Brandon Jacobs..... | 1,009 |202 |4 |
| 2008 | Brandon Jacobs..... | 1,089 |219 |15 |
| 2009 | Brandon Jacobs..... | 835 |224 |5 |
| 2010 | Ahmad Bradshaw..... | 1,235 |276 |8 |
| 2011 | Ahmad Bradshaw..... | 659 |171 |9 |
| 2012 | Ahmad Bradshaw..... | 1,015 |221 |6 |
| 2013 | Andre Brown..... | 492 |139 |3 |
| 2014 | Andre Williams..... | 721 |217 |7 |
| 2015 | Rashad Jennings..... | 863 |195 |3 |
| 2016 | Rashad Jennings..... | 593 |181 |3 |
| 2017 | Orleans Darkwa..... | 751 |171 |5 |

2018 Saquon Barkley..... **46..... 216..... 2**

*Single Season Club Record

GIANTS SEASON LEADERS

PASSING

| YEAR | PLAYER | ATT | COMP | YDS | TD | INT |
|------|-----------------|-----|------|-------|-----|-----|
| 1932 | John McBride | 74 | 36 | 363 | 6 | 9 |
| 1933 | Harry Newman | 136 | 53 | 973 | 11 | 17 |
| 1934 | Harry Newman | 93 | 35 | 391 | 1 | 12 |
| 1935 | Ed Danowski | 113 | 57 | 794 | 10 | 9 |
| 1936 | Ed Danowski | 104 | 47 | 515 | 5 | 10 |
| 1937 | Ed Danowski | 134 | 66 | 814 | 8 | 5 |
| 1938 | Ed Danowski | 129 | 70 | 848 | 7 | 8 |
| 1939 | Ed Danowski | 101 | 42 | 437 | 3 | 6 |
| 1940 | Ed Miller | 73 | 35 | 505 | 4 | 7 |
| 1941 | Tuffy Leemans | 66 | 31 | 475 | 4 | 5 |
| 1942 | Tuffy Leemans | 69 | 35 | 555 | 7 | 4 |
| 1943 | Tuffy Leemans | 87 | 37 | 360 | 5 | 5 |
| 1944 | Arnie Herber | 86 | 36 | 651 | 6 | 8 |
| 1945 | Arnie Herber | 80 | 35 | 641 | 9 | 8 |
| 1946 | Frank Filchock | 169 | 87 | 1,262 | 12 | *25 |
| 1947 | Paul Gornali | 197 | 85 | 1,461 | 14 | 16 |
| 1948 | Charlie Conerly | 299 | 162 | 2,175 | 22 | 13 |
| 1949 | Charlie Conerly | 305 | 152 | 2,138 | 17 | 20 |
| 1950 | Charlie Conerly | 132 | 56 | 1,000 | 8 | 7 |
| 1951 | Charlie Conerly | 189 | 93 | 1,277 | 10 | 22 |
| 1952 | Charlie Conerly | 169 | 82 | 1,090 | 13 | 10 |
| 1953 | Charlie Conerly | 303 | 143 | 1,711 | 13 | *25 |
| 1954 | Charlie Conerly | 210 | 103 | 1,439 | 17 | 11 |
| 1955 | Charlie Conerly | 202 | 98 | 1,310 | 13 | 13 |
| 1956 | Charlie Conerly | 174 | 90 | 1,143 | 10 | 7 |
| 1957 | Charlie Conerly | 232 | 128 | 1,712 | 11 | 11 |
| 1958 | Charlie Conerly | 184 | 88 | 1,199 | 10 | 9 |
| 1959 | Charlie Conerly | 194 | 113 | 1,706 | 14 | 4 |
| 1960 | George Shaw | 155 | 76 | 1,263 | 11 | 13 |
| 1961 | Y.A. Tittle | 285 | 163 | 2,272 | 17 | 12 |
| 1962 | Y.A. Tittle | 375 | 200 | 3,224 | 33 | 20 |
| 1963 | Y.A. Tittle | 367 | 221 | 3,145 | *36 | 14 |
| 1964 | Y.A. Tittle | 281 | 147 | 1,798 | 10 | 22 |
| 1965 | Earl Morrall | 302 | 155 | 2,446 | 22 | 12 |
| 1966 | Gary Wood | 170 | 81 | 1,142 | 6 | 13 |
| 1967 | Fran Tarkenton | 377 | 204 | 3,088 | 29 | 19 |
| 1968 | Fran Tarkenton | 337 | 182 | 2,555 | 21 | 12 |
| 1969 | Fran Tarkenton | 409 | 220 | 2,918 | 23 | 8 |
| 1970 | Fran Tarkenton | 389 | 219 | 2,777 | 19 | 12 |
| 1971 | Fran Tarkenton | 386 | 226 | 2,567 | 11 | 21 |
| 1972 | Norm Snead | 325 | 196 | 2,307 | 17 | 12 |
| 1973 | Norm Snead | 235 | 131 | 1,483 | 7 | 8 |
| 1974 | Craig Morton | 237 | 122 | 1,510 | 9 | 13 |

| YEAR | PLAYER | ATT | COMP | YDS | TD | INT |
|------|----------------|------|------|-------|----|-----|
| 1975 | Craig Morton | 363 | 186 | 2,359 | 11 | 16 |
| 1976 | Craig Morton | 284 | 153 | 1,865 | 9 | 20 |
| 1977 | Joe Pisarcik | 241 | 103 | 1,346 | 4 | 14 |
| 1978 | Joe Pisarcik | 301 | 143 | 2,096 | 12 | 23 |
| 1979 | Phil Simms | 265 | 134 | 1,743 | 13 | 14 |
| 1980 | Phil Simms | 402 | 193 | 2,321 | 15 | 19 |
| 1981 | Phil Simms | 316 | 172 | 2,031 | 11 | 9 |
| 1982 | Scott Brunner | 298 | 161 | 2,017 | 10 | 9 |
| 1983 | Scott Brunner | 386 | 190 | 2,516 | 9 | 22 |
| 1984 | Phil Simms | *533 | *286 | 4,044 | 22 | 18 |
| 1985 | Phil Simms | 495 | 275 | 3,829 | 22 | 20 |
| 1986 | Phil Simms | 468 | 259 | 3,487 | 21 | 22 |
| 1987 | Phil Simms | 282 | 163 | 2,230 | 17 | 9 |
| 1988 | Phil Simms | 479 | 263 | 3,359 | 21 | 11 |
| 1989 | Phil Simms | 405 | 228 | 3,061 | 14 | 14 |
| 1990 | Phil Simms | 311 | 184 | 2,284 | 15 | 4 |
| 1991 | Jeff Hostetler | 285 | 179 | 2,032 | 5 | 4 |
| 1992 | Jeff Hostetler | 192 | 103 | 1,225 | 8 | 3 |
| 1993 | Phil Simms | 400 | 247 | 3,038 | 15 | 9 |
| 1994 | Dave Brown | 350 | 201 | 2,536 | 12 | 16 |
| 1995 | Dave Brown | 456 | 254 | 2,814 | 11 | 10 |
| 1996 | Dave Brown | 398 | 214 | 2,412 | 12 | 20 |
| 1997 | Danny Kanell | 294 | 156 | 1,740 | 11 | 9 |
| 1998 | Danny Kanell | 299 | 160 | 1,603 | 11 | 10 |
| 1999 | Kerry Collins | 332 | 191 | 2,316 | 8 | 11 |
| 2000 | Kerry Collins | 529 | 311 | 3,610 | 22 | 13 |
| 2001 | Kerry Collins | 568 | 327 | 3,764 | 19 | 16 |
| 2002 | Kerry Collins | 545 | 335 | 4,073 | 19 | 14 |
| 2003 | Kerry Collins | 500 | 284 | 3,110 | 13 | 16 |
| 2004 | Kurt Warner | 277 | 174 | 2,054 | 6 | 4 |
| 2005 | Eli Manning | 557 | 294 | 3,762 | 24 | 17 |
| 2006 | Eli Manning | 522 | 301 | 3,244 | 24 | 18 |
| 2007 | Eli Manning | 529 | 297 | 3,336 | 23 | 20 |
| 2008 | Eli Manning | 479 | 289 | 3,238 | 21 | 10 |
| 2009 | Eli Manning | 509 | 317 | 4,021 | 27 | 14 |
| 2010 | Eli Manning | 539 | 339 | 4,002 | 31 | *25 |
| 2011 | Eli Manning | *589 | *359 | 4,933 | 29 | 16 |
| 2012 | Eli Manning | 536 | 323 | 3,948 | 26 | 15 |
| 2013 | Eli Manning | 551 | 317 | 3,818 | 18 | *27 |
| 2014 | Eli Manning | *601 | *379 | 4,410 | 30 | 14 |
| 2015 | Eli Manning | *618 | *387 | 4,432 | 35 | 14 |
| 2016 | Eli Manning | 598 | 377 | 4,027 | 26 | 16 |
| 2017 | Eli Manning | 571 | 352 | 3,468 | 19 | 13 |
| 2018 | Eli Manning | 110 | 81 | 800 | 3 | 1 |

*Single Season Club Record

GIANTS SEASON LEADERS

RECEIVING

| YEAR | PLAYER | NO. | YDS | TD |
|-------|-----------------|-----|-------|----|
| 1932 | Ray Flaherty | 21 | 350 | 5 |
| 1933 | Dale Burnett | 12 | 212 | 3 |
| 1934 | Morris Badgro | 16 | 206 | 1 |
| 1935 | Tod Goodwin | 26 | 432 | 4 |
| 1936 | Dale Burnett | 16 | 246 | 3 |
| 1937 | Tuffy Leemans | 11 | 157 | 1 |
| 1938 | Hank Soar | 13 | 164 | 2 |
| | Dale Burnett | 13 | 145 | 1 |
| 1939 | Hank Soar | 12 | 134 | 0 |
| 1940 | Leland Shaffer | 15 | 121 | 2 |
| 1941 | Ward Cuff | 19 | 317 | 2 |
| 1942 | Ward Cuff | 16 | 267 | 2 |
| 1943 | Bill Walls | 14 | 231 | 2 |
| 1944 | O'Neal Adams | 14 | 342 | 1 |
| 1945 | Frank Liebel | 22 | 593 | 10 |
| 1946 | Ray Poole | 24 | 307 | 3 |
| 1947 | Ray Poole | 23 | 395 | 4 |
| 1948 | Bill Swiacki | 39 | 550 | 10 |
| 1949 | Bill Swiacki | 47 | 652 | 4 |
| 1950 | Bill Swiacki | 20 | 280 | 3 |
| 1951 | Joe Scott | 23 | 356 | 2 |
| 1952 | Bill Stribling | 26 | 399 | 5 |
| 1953 | Kyle Rote | 26 | 440 | 5 |
| | Eddie Price | 26 | 233 | 1 |
| 1954 | Bob Schnelker | 30 | 550 | 8 |
| 1955 | Frank Gifford | 33 | 437 | 4 |
| 1956 | Frank Gifford | 51 | 603 | 4 |
| 1957 | Frank Gifford | 41 | 588 | 4 |
| 1958 | Frank Gifford | 29 | 330 | 2 |
| 1959 | Frank Gifford | 42 | 768 | 4 |
| 1960 | Kyle Rote | 42 | 750 | 2 |
| 1961 | Del Shofner | 68 | 1,125 | 11 |
| 1962* | Del Shofner | 53 | 1,133 | 12 |
| 1963 | Del Shofner | 64 | 1,181 | 9 |
| 1964 | Aaron Thomas | 43 | 624 | 6 |
| 1965 | Joe Morrison | 41 | 574 | 4 |
| 1966 | Homer Jones | 48 | 1,044 | 8 |
| 1967 | Aaron Thomas | 51 | 877 | 9 |
| 1968 | Homer Jones | 45 | 1,057 | 7 |
| 1969 | Joe Morrison | 44 | 647 | 7 |
| 1970 | Clifton McNeil | 50 | 764 | 4 |
| 1971 | Bob Tucker | 59 | 791 | 4 |
| 1972 | Bob Tucker | 55 | 764 | 4 |
| 1973 | Bob Tucker | 50 | 681 | 5 |
| 1974 | Joe Dawkins | 46 | 332 | 3 |
| 1975 | Walker Gillette | 43 | 600 | 2 |
| 1976 | Bob Tucker | 42 | 498 | 1 |
| 1977 | Jim Robinson | 22 | 422 | 1 |
| 1978 | Jim Robinson | 32 | 620 | 2 |
| | Johnny Perkins | 32 | 514 | 3 |

| YEAR | PLAYER | NO. | YDS | TD |
|------|-------------------|------|--------|-----|
| 1979 | Gary Shirk | 31 | 471 | 2 |
| 1980 | Earnest Gray | 52 | 777 | 10 |
| 1981 | Johnny Perkins | 51 | 858 | 6 |
| 1982 | Tom Mullady | 27 | 287 | 0 |
| 1983 | Earnest Gray | 78 | 1,139 | 5 |
| 1984 | Zeke Mowatt | 48 | 698 | 7 |
| | Bob Johnson | 48 | 795 | 6 |
| 1985 | Lionel Manuel | 49 | 859 | 6 |
| 1986 | Mark Bavaro | 66 | 1,001 | 4 |
| 1987 | Mark Bavaro | 55 | 867 | 8 |
| 1988 | Lionel Manuel | 65 | 1,029 | 4 |
| 1989 | Odessa Turner | 38 | 467 | 4 |
| 1990 | David Meggett | 39 | 410 | 1 |
| 1991 | Mark Ingram | 51 | 824 | 3 |
| 1992 | Ed McCaffrey | 49 | 610 | 5 |
| 1993 | Mark Jackson | 58 | 708 | 4 |
| 1994 | Mike Sherrard | 53 | 825 | 6 |
| 1995 | Chris Calloway | 56 | 796 | 3 |
| 1996 | Chris Calloway | 53 | 739 | 4 |
| | Thomas Lewis | 53 | 694 | 4 |
| 1997 | Chris Calloway | 58 | 849 | 8 |
| 1998 | Chris Calloway | 62 | 812 | 6 |
| 1999 | Amani Toomer | 79 | 1,183 | 6 |
| 2000 | Amani Toomer | 78 | 1,094 | 7 |
| 2001 | Amani Toomer | 72 | 1,054 | 5 |
| | Tiki Barber | 72 | 577 | 0 |
| 2002 | Amani Toomer | 82 | 1,343 | 8 |
| 2003 | Tiki Barber | 69 | 461 | 1 |
| 2004 | Jeremy Shockey | 61 | 666 | 6 |
| 2005 | Plaxico Burress | 76 | 1,214 | 7 |
| 2006 | Jeremy Shockey | 66 | 623 | 7 |
| 2007 | Plaxico Burress | 70 | 1,025 | 12 |
| 2008 | Steve Smith | 57 | 574 | 1 |
| 2009 | Steve Smith | *107 | 1,220 | 7 |
| 2010 | Hakeem Nicks | 79 | 1,052 | 11 |
| 2011 | Victor Cruz | 82 | *1,536 | 9 |
| 2012 | Victor Cruz | 86 | 1,092 | 10 |
| 2013 | Victor Cruz | 73 | 998 | 4 |
| 2014 | Odell Beckham Jr. | 91 | 1,305 | 12 |
| 2015 | Odell Beckham Jr. | 96 | 1,450 | *13 |
| 2016 | Odell Beckham Jr. | 102 | 1,367 | 10 |
| 2017 | Evan Engram | 64 | 722 | 6 |
| 2018 | Odell Beckham Jr. | 24 | 271 | 0 |

* Single Season Club Record

***Tied Single Season Club Record

GIANTS SEASON LEADERS

INTERCEPTIONS

| YEAR | PLAYER | NO | YDS |
|------|--------------------|-----|------|
| 1940 | Doug Oldershaw | 4 | 48 |
| | Leland Shaffer | 4 | 14 |
| 1941 | Ward Cuff | 4 | 152 |
| | George Franck | 4 | 94 |
| 1942 | Merle Hapes | 3 | 49 |
| | Hank Soar | 3 | 31 |
| 1943 | Dave Brown | 6 | 64 |
| 1944 | Howard Livingston | 9 | 172 |
| 1945 | Howard Livingston | 3 | 65 |
| 1946 | Frank Liebel | 5 | 117 |
| 1947 | Frank Reagan | 10 | 203 |
| 1948 | Frank Reagan | 9 | 145 |
| 1949 | Emlen Tunnell | 10 | 251 |
| 1950 | Otto Schnellbacher | 8 | 99 |
| 1951 | Otto Schnellbacher | *11 | 194 |
| 1952 | Tom Landry | 8 | 99 |
| 1953 | Emlen Tunnell | 6 | 117 |
| 1954 | Emlen Tunnell | 8 | 108 |
| | Tom Landry | 8 | 71 |
| 1955 | Emlen Tunnell | 7 | 76 |
| 1956 | Emlen Tunnell | 6 | 87 |
| 1957 | Emlen Tunnell | 6 | 87 |
| 1958 | Jim Patton | *11 | 183 |
| 1959 | Dick Nolan | 5 | 57 |
| | Lindon Crow | 5 | 54 |
| | Jim Patton | 5 | 13 |
| 1960 | Jim Patton | 6 | 100 |
| 1961 | Dick Lynch | 9 | 60 |
| 1962 | Jim Patton | 7 | 125 |
| 1963 | Dick Lynch | 9 | *251 |
| 1964 | Dick Lynch | 4 | 68 |
| 1965 | Carl Lockhart | 4 | 117 |
| | Dick Lynch | 4 | 38 |
| 1966 | Carl Lockhart | 6 | 20 |
| 1967 | Carl Lockhart | 5 | 38 |
| 1968 | Willie Williams | 10 | 103 |
| 1969 | Bruce Maher | 5 | 112 |
| 1970 | Willie Williams | 6 | 114 |
| 1971 | Willie Williams | 5 | 58 |
| 1972 | Carl Lockhart | 4 | 56 |
| | Willie Williams | 4 | 42 |
| | Richmond Flowers | 4 | 30 |
| | Pete Aphas | 4 | 11 |
| 1973 | Pete Aphas | 5 | 52 |
| 1974 | Chuck Crist | 3 | 20 |
| 1975 | Bobby Brooks | 4 | 38 |
| 1976 | Rick Volk | 2 | 14 |
| | Brad Van Pelt | 2 | 13 |
| | Jim Steinke | 2 | 0 |
| 1977 | Bill Bryant | 3 | 54 |
| 1978 | Terry Jackson | 7 | 115 |
| 1979 | Brian Kelley | 3 | 41 |
| | Harry Carson | 3 | 28 |
| | Terry Jackson | 3 | 10 |
| 1980 | Mike Dennis | 5 | 68 |
| 1981 | Beasley Reece | 4 | 84 |
| YEAR | PLAYER | NO | YDS |
| 1982 | Terry Jackson | 4 | 75 |

| | | | |
|------|----------------------|---|------|
| 1983 | Terry Jackson | 6 | 20 |
| 1984 | Mark Haynes | 7 | 90 |
| 1985 | Elvis Patterson | 6 | 88 |
| 1986 | Terry Kinard | 4 | 52 |
| | Perry Williams | 4 | 31 |
| 1987 | Terry Kinard | 5 | 163 |
| 1988 | Sheldon White | 4 | 70 |
| 1989 | Terry Kinard | 5 | 135 |
| 1990 | Everson Walls | 6 | 80 |
| 1991 | Mark Collins | 4 | 77 |
| | Everson Walls | 4 | 7 |
| 1992 | Greg Jackson | 4 | 71 |
| 1993 | Mark Collins | 4 | 77 |
| | Greg Jackson | 4 | 32 |
| 1994 | John Booty | 3 | 95 |
| | Phillippi Sparks | 3 | 4 |
| 1995 | Vencie Glenn | 5 | 91 |
| | Phillippi Sparks | 5 | 11 |
| 1996 | Jason Sehorn | 5 | 61 |
| 1997 | Jason Sehorn | 6 | 74 |
| 1998 | Percy Ellsworth | 5 | 92 |
| 1999 | Percy Ellsworth | 6 | 80 |
| 2000 | Emmanuel McDaniel | 6 | 30 |
| 2001 | Will Allen | 4 | 27 |
| 2002 | Jason Sehorn | 2 | 31 |
| 2002 | William Peterson | 2 | 1 |
| 2002 | Shaun Williams | 2 | -2 |
| 2003 | Frank Walker | 2 | 74 |
| | Ralph Brown | 2 | 51 |
| | Will Allen | 2 | 23 |
| | Johnnie Harris | 2 | 3 |
| 2004 | Gibril Wilson | 3 | 39 |
| | Brent Alexander | 3 | 3 |
| 2005 | Brent Alexander | 4 | 45 |
| 2006 | Kevin Dockery | 2 | 100 |
| | R.W. McQuarters | 2 | 67 |
| | Mathias Kiwaniuka | 2 | 44 |
| | Will Demps | 2 | 30 |
| | Sam Madison | 2 | 28 |
| | Gibril Wilson | 2 | 25 |
| | Fred Robbins | 2 | 12 |
| 2007 | Sam Madison | 4 | 59 |
| | Gibril Wilson | 4 | 12 |
| 2008 | Corey Webster | 3 | 65 |
| | James Butler | 3 | 62 |
| | Aaron Ross | 3 | 58 |
| 2009 | Terrell Thomas | 5 | 87 |
| 2010 | Terrell Thomas | 5 | 56 |
| 2011 | Corey Webster | 6 | 71 |
| 2012 | Stevie Brown | 8 | 307* |
| 2013 | Antrel Rolle | 6 | 23 |
| 2014 | Quintin Damps | 4 | 19 |
| 2015 | Trumaine McBride | 3 | 84 |
| | D. Rodgers-Cromartie | 3 | 72 |
| | D. Rodgers-Cromartie | 6 | 28 |
| 2016 | D. Rodgers-Cromartie | 6 | 28 |
| 2017 | Janoris Jenkins | 3 | 113 |
| | Ross Cockrell | 3 | 1 |
| 2018 | Janoris Jenkins | 1 | 0 |
| | Alec Ogletree | 1 | 0 |

* Single Season Club Record

GIANTS SEASON LEADERS

SACKS

(Official Statistic since 1982)

| YEAR | PLAYER | SACKS | YEAR | PLAYER | SACKS |
|------|------------------------|-------|------|-------------------------|-------|
| 1982 | Lawrence Taylor | 7.5 | 2001 | Michael Strahan | 22.5* |
| 1983 | George Martin | 9.0 | 2002 | Michael Strahan | 11.0 |
| | Lawrence Taylor | 9.0 | 2003 | Michael Strahan | 18.5 |
| 1984 | Lawrence Taylor | 11.5 | 2004 | Osi Umenyiora | 7.0 |
| 1985 | Leonard Marshall | 15.5 | 2005 | Osi Umenyiora | 14.5 |
| 1986 | Lawrence Taylor | 20.5 | 2006 | Osi Umenyiora | 6.0 |
| 1987 | Lawrence Taylor | 12.0 | 2007 | Osi Umenyiora | 13.0 |
| 1988 | Lawrence Taylor | 15.5 | 2008 | Justin Tuck | 12.0 |
| 1989 | Lawrence Taylor | 15.0 | 2009 | Osi Umenyiora | 7.0 |
| 1990 | Lawrence Taylor | 10.5 | 2010 | Osi Umenyiora | 11.5 |
| 1991 | Leonard Marshall | 11.0 | | Justin Tuck | 11.5 |
| 1992 | Lawrence Taylor | 5.0 | 2011 | Jason Pierre-Paul | 16.5 |
| 1993 | Keith Hamilton | 11.5 | 2012 | Jason Pierre-Paul | 6.5 |
| 1994 | Keith Hamilton | 6.5 | 2013 | Justin Tuck | 11.0 |
| 1995 | Michael Strahan | 7.5 | 2014 | Jason Pierre-Paul | 12.5 |
| 1996 | Chad Bratzke | 5.0 | 2015 | Robert Ayers | 9.5 |
| | Michael Strahan | 5.0 | 2016 | Olivier Vernon | 8.5 |
| 1997 | Michael Strahan | 14.0 | 2017 | Jason Pierre-Paul | 8.5 |
| 1998 | Michael Strahan | 15.0 | 2018 | Mario Edwards Jr | 1.0 |
| 1999 | Jessie Armstead | 9.0 | | B.J. Hill | 1.0 |
| 2000 | Keith Hamilton | 10.0 | | Lorenzo Carter | 1.0 |

*NFL Single Season Record

ALL-PURPOSE YARDS

| YEAR | PLAYER | RUSH | REC | PUNT | KICKOFF | INT | FUM | TOTAL |
|------|---------------------------|-------|-------|------|---------|-----|-----|-------|
| 1942 | Merle Hapes | 363 | 79 | 170 | 215 | 49 | - | 876 |
| 1943 | Bill Paschal | 572 | 74 | 92 | 183 | 0 | - | 921 |
| 1944 | Bill Paschal | 737 | 0 | 102 | 260 | 0 | - | 1,099 |
| 1945 | Ward Cuff | 214 | 172 | 124 | 105 | 0 | -13 | 602 |
| 1946 | Bill Paschal | 362 | 78 | 111 | 158 | 0 | 0 | 709 |
| 1947 | George Cheverko | 63 | 300 | 88 | 135 | 54 | 0 | 640 |
| 1948 | Joe Scott | 198 | 235 | 25 | 569 | 10 | 0 | 1,037 |
| 1949 | Gene Roberts | 634 | 711 | 0 | 16 | 0 | 0 | 1,361 |
| 1950 | Joe Scott | 322 | 240 | 23 | 351 | 0 | 0 | 936 |
| 1951 | Eddie Price | 971 | 19 | 0 | 0 | 0 | 0 | 990 |
| 1952 | Emlen Tunnell | 0 | 0 | 411 | 364 | 149 | 3 | 927 |
| 1953 | Frank Gifford | 157 | 292 | 106 | 327 | 0 | 0 | 882 |
| 1954 | Eddie Price | 555 | 352 | 0 | 0 | 0 | 3 | 910 |
| 1955 | Alex Webster | 634 | 269 | 0 | 0 | 0 | 0 | 903 |
| 1956 | Frank Gifford | 819 | 603 | 0 | 0 | 0 | 0 | 1,422 |
| 1957 | Frank Gifford | 528 | 588 | 0 | 0 | 0 | 0 | 1,116 |
| 1958 | Frank Gifford | 468 | 330 | 0 | 0 | 0 | 0 | 798 |
| 1959 | Frank Gifford | 540 | 768 | 0 | 0 | 0 | 0 | 1,308 |
| 1960 | Kyle Rote | 0 | 750 | 0 | 0 | 0 | 0 | 750 |
| 1961 | Alex Webster | 928 | 313 | 0 | 0 | 0 | 0 | 1,241 |
| 1962 | Alex Webster | 743 | 477 | 0 | 0 | 0 | 0 | 1,220 |
| 1963 | Del Shofner | 0 | 1,181 | 0 | 0 | 0 | 0 | 1,181 |
| 1964 | Clarence Childs | 102 | 97 | 40 | 987 | 0 | 0 | 1,226 |
| 1965 | Tucker Frederickson | 659 | 177 | 0 | 0 | 0 | 0 | 836 |
| 1966 | Homer Jones | 43 | 1,044 | 0 | 0 | 0 | 0 | 1,087 |
| 1967 | Homer Jones | 60 | 1,209 | 0 | 38 | 0 | 8 | 1,315 |
| 1968 | Homer Jones | 18 | 1,057 | 0 | 0 | 0 | 0 | 1,075 |
| 1969 | Joe Morrison | 387 | 647 | 0 | 0 | 0 | 0 | 1,034 |
| 1970 | Ron Johnson | 1,027 | 487 | 0 | 140 | 0 | 0 | 1,654 |

GIANTS SEASON LEADERS

ALL-PURPOSE YARDS [CONTINUED]

| YEAR | PLAYER | RUSH | REC | PUNT | KICKOFF | INT | FUM | TOTAL |
|------|-------------------|-------|-------|------|---------|-----|-----|-------|
| 1971 | Rocky Thompson | 177 | 85 | 0 | 947 | 0 | 0 | 1,209 |
| 1972 | Ron Johnson | 1,182 | 451 | 0 | 0 | 0 | 0 | 1,633 |
| 1973 | Ron Johnson | 902 | 377 | 0 | 0 | 0 | 0 | 1,279 |
| 1974 | Leon McQuay | 240 | 59 | 81 | 689 | 0 | 0 | 1,069 |
| 1975 | Doug Kotar | 378 | 86 | 5 | 405 | 0 | 0 | 874 |
| 1976 | Doug Kotar | 731 | 319 | 0 | 39 | 0 | 0 | 1,089 |
| 1977 | Bobby Hammond | 577 | 136 | 334 | 419 | 0 | 0 | 1,466 |
| 1978 | Bobby Hammond | 554 | 173 | 157 | 290 | 0 | 0 | 1,174 |
| 1979 | Billy Taylor | 700 | 253 | 0 | 131 | 0 | 0 | 1,084 |
| 1980 | Alvin Garrett | 31 | 69 | 287 | 527 | 0 | 0 | 914 |
| 1981 | Leon Bright | 197 | 291 | 410 | 481 | 0 | 0 | 1,379 |
| 1982 | Butch Woolfolk | 439 | 224 | 0 | 428 | 0 | 0 | 1,091 |
| 1983 | Butch Woolfolk | 857 | 368 | 0 | 13 | 0 | 0 | 1,238 |
| 1984 | Rob Carpenter | 795 | 209 | 0 | 0 | 0 | 0 | 1,004 |
| 1985 | Joe Morris | 1,336 | 212 | 0 | 25 | 0 | 0 | 1,573 |
| 1986 | Joe Morris | 1,516 | 233 | 0 | 0 | 0 | 0 | 1,749 |
| 1987 | Mark Bavaro | 0 | 867 | 0 | 0 | 0 | 0 | 867 |
| 1988 | Joe Morris | 1,083 | 166 | 0 | 0 | 0 | 0 | 1,249 |
| 1989 | David Meggett | 117 | 531 | 582 | 577 | 0 | 0 | 1,807 |
| 1990 | David Meggett | 164 | 410 | 467 | 492 | 0 | 0 | 1,533 |
| 1991 | Rodney Hampton | 1,059 | 283 | 0 | 204 | 0 | 0 | 1,546 |
| 1992 | Rodney Hampton | 1,141 | 215 | 0 | 0 | 0 | 0 | 1,356 |
| 1993 | David Meggett | 329 | 319 | 331 | 403 | 0 | 0 | 1,382 |
| 1994 | David Meggett | 298 | 293 | 323 | 548 | 0 | 0 | 1,462 |
| 1995 | Rodney Hampton | 1,182 | 142 | 0 | 0 | 0 | 0 | 1,324 |
| 1996 | Tyrone Wheatley | 400 | 51 | 0 | 503 | 0 | 0 | 954 |
| 1997 | Charles Way | 698 | 304 | 0 | 46 | 0 | 0 | 1,048 |
| 1998 | Gary Brown | 1,063 | 36 | 0 | 0 | 0 | 0 | 1,099 |
| 1999 | Tiki Barber | 258 | 609 | 506 | 266 | 0 | 0 | 1,639 |
| 2000 | Tiki Barber | 1,006 | 719 | 332 | 28 | 0 | 0 | 2,085 |
| 2001 | Tiki Barber | 865 | 577 | 338 | 0 | 0 | 2 | 1,782 |
| 2002 | Tiki Barber | 1,387 | 597 | 5 | 0 | 0 | 0 | 1,989 |
| 2003 | Tiki Barber | 1,216 | 461 | 0 | 0 | 0 | 0 | 1,677 |
| 2004 | Tiki Barber | 1,518 | 578 | 0 | 0 | 0 | 0 | 2,096 |
| 2005 | Tiki Barber | 1,860 | 530 | 0 | 0 | 0 | 0 | 2,390 |
| 2006 | Tiki Barber | 1,662 | 465 | 0 | 0 | 0 | 0 | 2,127 |
| 2007 | Brandon Jacobs | 1,009 | 174 | 0 | 0 | 0 | 0 | 1,183 |
| 2008 | Derrick Ward | 1,025 | 384 | 0 | 21 | 0 | 0 | 1,430 |
| 2009 | Domenik Hixon | 0 | 187 | 256 | 1,291 | 0 | 0 | 1,731 |
| 2010 | Ahmad Bradshaw | 1,235 | 314 | 0 | 0 | 0 | 0 | 1,549 |
| 2011 | Ahmad Bradshaw | 659 | 267 | 0 | 0 | 0 | 0 | 926 |
| 2012 | David Wilson | 358 | 34 | 0 | 1,533 | 0 | 0 | 1,925 |
| 2013 | Victor Cruz | 0 | 998 | 0 | 0 | 0 | 0 | 998 |
| 2014 | Odell Beckham Jr. | 35 | 1,305 | 171 | 0 | 0 | 0 | 1,511 |
| 2015 | Odell Beckham Jr. | 3 | 1,450 | 26 | 0 | 0 | 0 | 1,479 |
| 2016 | Odell Beckham Jr. | 9 | 1,367 | 10 | 0 | 0 | 0 | 1,376 |
| 2017 | Orleans Darkwa | 751 | 116 | 0 | 0 | 0 | 0 | 867 |
| 2018 | Saquon Barkley | 216 | 137 | 0 | 0 | 0 | 0 | 353 |

*Single Season Club Record

GIANTS LONGEST PLAYS

LONGEST FIELD GOAL

56 Ali Haji-Sheikh, at Detroit, Nov. 7, 1983
 56 Ali Haji-Sheikh, vs. Green Bay, Sept. 26, 1983
 55 Joe Danelo, vs. New Orleans, Sept. 20, 1981
 54 Brad Daluiso, vs. Phoenix, Nov. 28, 1993
 54 Matt Bahr, vs. Houston, Dec. 21, 1991
 54 Joe Danelo, at Seattle, Oct. 18, 1981
 54 Pete Gogolak, vs. Dallas, Nov. 8, 1970
 53 Josh Brown, vs. New England, Nov. 15, 2015
 53 Josh Brown, at Tampa Bay, Nov. 8, 2015
 53 Josh Brown, vs. Philadelphia, Dec. 28, 2014
 53 Lawrence Tynes, at Dallas, Oct. 25, 2010
 53 Steve Christie, at Philadelphia, Sept. 12, 2004
 53 Raul Allegre, at Philadelphia, Nov. 15, 1987
 53 Don Chandler, at Dallas, Dec. 1, 1963
52 (13 times) Last Time: Aldrick Rosas, at Oakland, Dec. 3, 2017

LONGEST RUN FROM SCRIMMAGE

95 Tiki Barber, at Oakland, Dec. 31, 2005 (TD)
 91 Hap Moran, vs. Green Bay, Nov. 23, 1930
 88 Ahmad Bradshaw, at Buffalo, Dec. 23, 2007(TD)
 80 Eddie Price, at Philadelphia, Dec. 9, 1951 (TD)
 79 Frank Gifford, vs. Washington, Nov. 29, 1959
 78 Tiki Barber, vs. Arizona, Sept. 3, 2000 (TD)
 77 Ahmad Bradshaw, vs. Baltimore, Nov. 16, 2008
 77 Bill Paschal, vs. Cleveland Rams, Nov. 4, 1945 (TD)
 75 Orleans Darkwa, vs. Washington, Dec. 31, 2017 (TD)
 75 Eddie Price, at Chicago Cardinals, Nov. 2, 1952 (TD)
 75 Tuffy Leemans, vs. Green Bay, Nov. 20, 1938 (TD)
 74 Eddie Price, at Philadelphia, Dec. 10, 1950
 73 Brandon Jacobs, at Minnesota, Dec. 13, 2010
 72 Tiki Barber, at Philadelphia, Sept. 12, 2004 (TD)
 71 Alex Webster, at Chicago Cardinals, Oct. 2, 1955
 70 Tiki Barber, at Houston, Nov. 24, 2002
 70 Joe Morrison, at Philadelphia, Sept. 29, 1963 (TD)
 70 Frank Filchock, at Pittsburgh, Oct. 6, 1946 (TD)
 70 Kink Richards, vs. Brooklyn, Oct. 22, 1933 (TD)

LONGEST PASS COMPLETION

99 Eli Manning (to Victor Cruz) (TD)
 at Jets, Dec. 24, 2011
 98 Earl Morrall (to Homer Jones) (TD)
 at Pittsburgh, Sept. 11, 1966
 94 Norm Snead (to Rich Houston) (TD)
 vs. Dallas, Sept. 24, 1972
 92 Eli Manning (to Mario Manningham) (TD)
 at Washington, Jan. 2, 2011
 89 Earl Morrall (to Homer Jones) (TD)
 vs. Philadelphia, Oct. 17, 1965
 88 Frank Reagan (to George Franck) (TD)
 vs. Washington, Oct. 12, 1947
 87 Eli Manning (to Odell Beckham Jr.)
 vs. New England, Nov. 15, 2015 (TD)
 87 Kent Graham (to Tiki Barber) (TD)
 at Arizona, Dec. 6, 1998
 85 Eli Manning (to Mario Manningham) (TD)
 at Green Bay, Dec. 26, 2010
 85 Jeff Hostetler (to Stephen Baker)
 at New Orleans, Nov. 27, 1988 (TD)
 85 Charlie Conerly (to Choo-Choo Roberts)
 vs. Chicago Bears, Oct. 23, 1949 (TD)
 84 Eli Manning (to Odell Beckham Jr.)
 at Miami, Dec. 14, 2015 (TD)
 84 Fran Tarkenton (to Homer Jones)
 at Pittsburgh, Sept. 15, 1968
 83 Frank Gifford (to Eddie Price)
 at Cleveland, Oct. 31, 1954 (TD)
 82 Kerry Collins (to Amani Toomer)
 at Indianapolis, Dec. 22, 2002 (TD)
 82 Joe Pisarcik (to Ed Marshall)
 at Washington, Oct. 23, 1977
 82 Fran Tarkenton (to Homer Jones)
 vs. Washington, Sept. 29, 1968 (TD)
 82 Tom Kennedy (to Homer Jones)
 vs. Pittsburgh, Dec. 11, 1966 (TD)

GIANTS LONGEST PLAYS

LONGEST INT. RETURN

- 102 Erich Barnes, at Dallas, Oct. 15, 1961 (TD)
- 101 Henry Carr, at Rams, Nov. 13, 1966 (TD)
- 97 Lawrence Taylor, at Detroit, Nov. 25, 1982 (TD)
- 96 Kevin Dockery, at Dallas, Oct. 23, 2006 (TD)
- 96 Ward Cuff, vs. Washington, Dec. 4, 1938 (TD)
- 95 Sam Garnes, vs. Philadelphia, Aug. 31, 1997 (TD)
- 91 Ryan Mundy, at Dallas, Sept. 8, 2013
- 89 Bruce Maher, at Dallas, Nov. 10, 1968
- 82 Dick Lynch, vs. Dallas, Oct. 20, 1963
- 78 George Martin, vs. Denver, Nov. 23, 1986 (TD)
- 75 Vencie Glenn, at Washington, Oct. 29, 1995 (TD)
- 75 Ed Dove, vs. Philadelphia, Nov. 10, 1963

LONGEST PUNT

- 90 Rodney Williams, at Denver,, Sept. 10, 2001
- 74 Len Younce, vs. Chicago Bears, Nov. 14, 1943
- 74 Don Chandler, at Dallas, Oct. 11, 1964
- 73 Dave Jennings, vs. Houston, Dec. 5, 1982
- 72 Dave Jennings, vs. Dallas, Nov. 4, 1979
- 72 Len Younce, at Brooklyn Tigers, Oct. 15, 1944
- 72 Carl Kinscherf, at Phil.-Pitt., Oct. 9, 1943
- 71 Steve Weatherford, at Philadelphia, Oct. 12, 2014
- 71 Sean Landeta, vs. Green Bay, Nov. 8, 1992
- 71 Sean Landeta, vs. Philadelphia, Dec. 3, 1989
- 71 Kay Eakin, vs. Cleveland, Nov. 16, 1941
- 70 George Frank, vs. Philadelphia, Oct. 12, 1941

LONGEST PUNT RETURN

- 87 Amani Toomer, vs. Buffalo, Sept.1, 1996 (TD)
- 85 Tiki Barber, vs. Dallas, Oct. 18, 1999 (TD)
- 83 Eddie Dove, at Philadelphia, Sept. 29, 1963
- 81 Bosh Pritchard, at Chicago Cardinals, Nov. 25, 1951
- 81 Emlen Tunnell, vs. Chicago Cardinals, Oct. 14, 1951 (TD)
- 76 David Meggett, vs. Raiders, Dec. 24, 1989 (TD)
- 75 David Meggett, at New Orleans, Dec. 20, 1993 (TD)
- 74 Emlen Tunell, at N.Y. Yanks, Dec. 16, 1951 (TD)
- 71 Emlen Tunnell, vs. Philadelphia, Oct. 21, 1951 (TD)
- 70 David Meggett, at Tampa Bay, Nov. 24, 1991 (TD)

LONGEST KICKOFF RETURN

- 100 Dwayne Harris, vs. Dallas, Oct. 25, 2015 (TD)
- 100 Clarence Childs, vs. Minnesota, Dec. 6, 1964 (TD)
- 100 Emlen Tunell, vs. N.Y. Yanks, Nov. 4, 1951 (TD)
- 99 Joe Scott, vs. Rams, Nov. 14, 1948 (TD)
- 98 Jimmy Patton, vs. Washington, Oct. 30, 1955 (TD)
- 97 David Wilson, vs. New Orleans, Dec. 9, 2012 (TD)
- 97 Jack Hagerty, vs., Buffalo Bisons, Nov. 5, 1929 (TD)
- 95 Willie Ponder, vs. Arizona, Sept. 11, 2005 (TD)
- 95 Jack Salschieder, at Chicago Cardinals, Oct. 30, 1949 (TD)
- 93 Rocky Thompson, at St. Louis, Oct. 3, 1971 (TD)
- 93 Harry Newman, at Boston Redskins, Oct. 7, 1934 (TD)
- 92 Derrick Ward, at Washington, Dec. 5, 2004 (TD)
- 92 David Meggett, vs. Philadelphia, Nov. 22, 1992 (TD)
- 92 Rocky Thomas, at Detroit, Sept. 17, 1972 (TD)
- 91 Willie Ponder, vs. Pittsburgh, Dec. 18, 2004 (TD)
- 91 Thomas Lewis, vs. Washington, Dec. 10, 1995 (TD)

SHURMUR SEZ

G I A N T S P R I D E



Shurmur Sez

By Michael Eisen
September 21, 2018

EAST RUTHERFORD, N.J. — Shurmur Sez, Giants.com's exclusive weekly interview with head coach Pat Shurmur:

Q: There's a lot of negative chatter about the team, everything from the 0-2 record to the offensive line to the lack of scoring. The players don't live in a vacuum, so they must be aware of it. Do you remind them to ignore what's going on outside of the building?

Shurmur: "All the outside stuff, good or bad, is noise, so if you believe even the good things that people say, it can get to you in a bad way. We can't worry about that, and we really have to turn our back on it and worry about the people in this building and putting a good product on the field that our fans can be proud of."

Q: The same goes for the coaches. They're human, they hear what's going on, they're certainly disappointed — **Shurmur:** "Same answer, and I would say this: as professionals, we know that the season is long and that you just fight each week to get better, and that's the reality of it. It sounds cliché, but that's what you do."

Q: Eli Manning is always described as steady, calm, unruffled. But he can be disappointed like everyone else. Do you need to remind him from time to time that you have faith in him?

Shurmur: "I think Eli is a professional and he's a competitor, and we talk to Eli like we do all the players. I have no concerns about Eli losing his confidence."

Q: You've been an offensive coach in the league for 20 years, you have a lot of new players learning a new system, getting used to new coaching. In your experience, how long does it take for it all to come together and start working as you want it to?

Shurmur: "It takes as long as it takes for the players, but I think we're looking for results each week."

Q: There has been not as much production in the first half of games as you'd like. It improves in the second half. What do you attribute that to, and what can you do as a coach to get things going earlier?

Shurmur: "We just have to make sure we get the ball in the end zone in the first half, that's just it. We find a way to drive the ball a little bit, get stalled out on third down - we have to make sure we can't get stopped third and inches, fourth and inches. We have to get the first down, keep the drive alive, and then find a way to get some big plays."

Q: The average gain on first downs (an NFL-low 2.6 yards) hasn't been good. You made a lot of third down conversions (eight) last week. Is that a good news, bad news thing? Would you prefer not to have as many third-down opportunities (17) as you had?

Shurmur: "I think we had — normally there's between 13 and 15 third downs in a game, so that was a normal amount. To your point, we did do a better job on third down last week, so that needs to continue, but you're always looking for success on first down."

Q: You've said a few times you can't evaluate a team after two weeks and maybe even later. Last year, your Vikings team was 1-1 and then 2-2. I don't think anyone thought you were going to reel off eight wins in a row. When do you really start to get a feel for the character of the team and how well a team is going to do?

Shurmur: "I think you learn about the team as you go through the season, and certainly each week you learn more and more about each guy. What's good is I'm getting a feel for players and how they embrace adversity. I think that's an important piece, because every season, players and teams are faced with adversity, and how you handle it and how you work through it is what makes a difference in the end."

Q: You've been through this before. Last year, you had quarterback questions with the Vikings. Do you see similarities between what you went through in Minnesota and now?

Shurmur: "I think I see similarities to every year I've ever been involved with this because every year has adversity. There aren't many teams that go 16-0, and there's a lot of teams that make the playoffs with a win in the last game of the season. I think what's important is we just worry about beating Houston and then we'll worry about the rest later."

Q: You have twice won the coin toss and twice deferred - is that your default decision, or do you decide on a game-by-game basis?

Shurmur: "I have a reason for it, but certainly we talk about it each week or discuss it each week."

Q: The offensive line has been criticized for its performance. Do you see the issues as assignments, technique or execution?

Shurmur: "Combination. Any time we don't block them as well as we liked, there's a combination of things. Sometimes it's guys just not blocking their guys and other times — it wasn't like we didn't have a hat for everybody the other night, it was just we didn't get it done up to our standards."

Q: In the first two games, Saquon Barkley averaged 22.5 touches. Do you think that is a good number for him? Do you have a target number for him, or do you just want the ball in his hands as often as possible?

Shurmur: "I like to get the ball in his hands. Certainly, as a runner, you want to hand it to him as a running back, but there are times where he'll get his catches, whether he's a primary or check down, because I think with the ball in his hands he can do good things. So we're going to attempt to get him the ball every week."

Q: Does he need to be more consistent? He had the big play (68-yard run) in the first game, but his average otherwise is 2.4 yards a carry.

Shurmur: "That happens with runners, though. I think you can look each week — it's three, it's four, it's two, and then it's 10. I think that happens, most running backs have that if they're going to get a bunch of touches. What's important is you just try to maximize and get as many yards with each touch."

Q: Your defensive ranking is pretty good: sixth in yards allowed, 10th in points allowed. But you have just one sack and one takeaway, none of either last week.

Shurmur: "Sacks aren't always an indication of good pass rush. I know that's fun to talk about, but I think what's important is you keep the offense out of the end zone, and I think our defense has done a good job of that so far."

Q: How about the turnovers? Are there things you can do in practice to try and facilitate and get more takeaways?

Shurmur: "I think that the two teams that we played did a good job of protecting the ball, but certainly you'd like more turnovers. I think sometimes they come in bunches and the important thing when you're teaching turnovers is to make sure everybody is in the right spot and they're running to the ball. Because when the ball is on the ground, if we have more guys around the ball, we have a better chance to get it. At this point, the teams that we played — the first game against Jacksonville, we had a chance for two more interceptions, but we didn't catch the ball. In last week's game, there weren't a lot of — the ball wasn't in harm's way as much as the first game."

Q: In your first year (2011) as the head coach in Cleveland, you traded for John Greco. Here we are seven years later and John Greco is now your starting center. What do you remember about John then that you wanted to trade for him, and what do you see in him now as a veteran?

Shurmur: "He's a veteran presence and the reason we wanted him on our roster was he played center and guard. We felt like he'd be a three-hole backup for us, which he was, and unfortunately when you have an injury, then he's forced into starting duty."

Q: You get the sense that as a veteran, he knows what he's doing and everybody has confidence in him?

Shurmur: "Exactly, yeah. He knows what's going on. He's a good football player, so he's going to get his opportunity to start for us."

Q: This week you play Houston, which has a defense that includes J.J. Watt and Jadeveon Clowney, who everyone knows about. But they also have outstanding linebackers in Whitney Mercilus, Benardrick McKinney, Zach Cunningham and Dylan Cole.

Shurmur: "I think the marquee players on their defense are the linebackers, of course, and it's going to be a challenge for us. We're going to have to get them blocked and we're going to have to be smart about what we do, and we have to be aggressive and get after them."

Q: Watt had six tackles and forced a fumble last week. As you watched him on tape, does he look like he's rounding into form? He missed 24 games in the last two years.

Shurmur: "I feel like he's playing at a very high level, like he did prior to being hurt."

Q: The Texans lead the league in rushing yardage. Their lead back, Lamar Miller, doesn't get kind of the acclaim that Leonard Fournette or Ezekiel Elliott do. What do you see in Miller?

Shurmur: "He's a hard runner and I think he does a great job with the ball in his hands in terms of yards after contact. I think he's a tough runner and we're going to have to wrap him and tackle him."

Q: Is Deshaun Watson similar to the quarterback you faced last week, Dak Prescott?

Shurmur: "In some ways, they're similar. I think he's coming back from injury, so you don't see probably quite as much zone read as you did prior. But he's a very, very good passer from the pocket. He's tall, he can see, he's very accurate on his deep balls, and I think he's going to be a challenge for us."

Q: Is he also dangerous out of the pocket?

Shurmur: "Oh, for sure, yeah. We have to make sure — he can extend plays as well as anybody in the league, actually, so we have to be smart about how we rush him."

Shurmur Sez

By Michael Eisen
September 14, 2018

EAST RUTHERFORD, N.J. — Shurmur Sez, Giants.com's exclusive weekly interview with head coach Pat Shurmur:

Q: Is it safe to say that in 20 years of coaching in the NFL, you've learned you can't get too up or down after an opening game, no matter what happens?

Shurmur: "That's fair. I think it only takes you one season to realize that. I think you can win your opening game and not go anywhere and you can also lose your opening game and move on. I think the key is, regardless of what happens Week One, you have to get back and start training and get ready to play in Week Two, and think that's the mindset."

Q: You were on teams in Philadelphia that lost openers and twice finished 12-4 and also 11-5. More than 90 percent of the season remains to be played. I assume it's obvious to the players the opener can be forgotten. Do you need to verbalize that even though it should be implied?

Shurmur: "I think the important thing is we've all been through this before, where things go your way Week One and it has no effect Week Two. Then we've been the other way where you've been able to come back and win the next game, so that's behind us. We obviously made corrections from Week One. Our whole focus, really, starting on Monday was getting ready for Dallas (where the Giants play Sunday night)."

Q: It's sometimes said that the first job of a head coach is to manage a game. Last week, your first time as a head coach since that 2015 finale with the Eagles, you managed the game, called the plays, made many decisions - how do you think it all went?

Shurmur: "I think it went well. I think I've got a really good staff. We share a situational awareness as to what's going on in a game, so we're able to communicate with one another. I felt like there's certainly areas that we can get better as coaches, but I thought for a first time out, there was some good stuff."

Q: In that game, Jacksonville and you ran the same number of plays. Both teams were four-for-13 on third-down conversion attempts. The total yards and time of possession were similar. When you look at the game, was the difference their touchdown on an interception?

Shurmur: "No, I don't think that was the case. You can always point to maybe one play in the game, but there were many other opportunities where we could've done better. And there were some opportunities where we stopped them from doing good things. So I will never look to one play,

and I don't think that's a fair assessment."

Q: In your experience, is going into the second game a week where there are a lot of details to clean up offensively, defensively and special teams - maybe more than usual, because you just played your first game?

Shurmur: "No, I think teams typically, if you're fortunate to stay healthy enough, teams typically make big improvements between Week One and Week Two and certainly Week Two and Week Three, really through the first month of the season. I really do think it takes a little while to see what your team is going to be like, but along the way you got to fight to win games."

Q: Many coaches say it's important to stick with the run game even if it's not working. The other day you were down two scores in the fourth quarter, you really hadn't done anything in the run game, and then Saquon (Barkley) takes off for 68 yards. Is that an example of why you sometimes should stay with it even if it's not working?

Shurmur: "I think it's important to run the ball throughout the game. I think it was working a little better than you might express, but for the most part, I think it is important."

Q: As a play caller, when you're down two scores in the fourth quarter, do you have to tell yourself to keep running the ball?

Shurmur: "I think it's just natural to do that. I think it's important that our running backs touch the ball."

Q: Barkley got a lot of the attention, but you also had Will Hernandez and B.J. Hill starting; it was the first time since '97 the Giants started three draft choices in an opener. Lorenzo Carter also played a lot. What does it mean to be able to integrate so many young players so quickly?

Shurmur: "I think when you draft your players, you need to play them and certainly in some spots, we're extremely young. I thought those guys went in the game and did a good job."

Q: You threw the ball to OBJ (Odell Beckham, Jr.) 15 times. Is that like from page one from the playcaller's handbook - get the ball to your playmaker?

Shurmur: "Well, I don't know if that's page one, but I think it's important that your star players touch the ball. I think what's important, really, is to do what you can to score and score enough points to beat your opponent. I really do believe that you have to spread the ball around, and we still did spread the ball around. Usually, catches come in bunches. Some games, a player will get more than another as the game plays out."

Q: Odell had a very productive day. His longest catch was 24 yards. Were the Jaguars making a conscious effort to keep him in front of them? Do you expect to see that in the future?

Shurmur: "I think you attack the concept you're playing on defense, and they played mostly with a middle safety, which doesn't allow you to get too many deep throws at times. But we'll just keep doing what we have to do and keep trying to game plan in a way that makes sense against our opponent."

Q: You've coached in a lot of NFC East games and the rivalries in this division go back many decades. Is there a different feel when you're on the sideline in an NFC East game?

Shurmur: "I think any division game is important. Certainly, the games count one, but you need to do what you can to win your division and certainly beating a division opponent is important. I think the NFC East has great tradition. Every NFC East team now has a Super Bowl trophy and I think they're always very, very competitive games, and I wouldn't expect anything different."

Q: Last week, you played last year's number one rushing team. This week you're playing last year's number two rushing team. Do you see similarities in the offenses between the two teams?

Shurmur: "They are similar in some ways. They (the Cowboys) feature their running back and they have a quarterback that's very dangerous not only throwing but running, so I think that presents a challenge for our defense."

Q: How much does their ability to run help them get ahead on down and distance, controlling the clock, play action, letting Dak (Prescott) run?

Shurmur: "All of those things — when they can create positive gains by running the football, then all of that other stuff becomes part of the game."

Q: How dangerous is Prescott when he gets out of the pocket?

Shurmur: "He's very dangerous. He's a very dangerous quarterback in the pocket, but certainly he's made a lot of very big plays when he breaks contain and makes a throw downfield, basically in a scramble mode."

Q: I'm sure you've watched a lot of tape over the years in which you saw Jason Witten. Is it a little strange to look at the Cowboys now and not see him?

Shurmur: "A little bit. I met with him a little bit this summer when he came to visit training camp, but I think he had such a great career. He did so many great things for the Cowboys. I think he's moved on and I think he's at peace. Certainly, when he's not on the field, it's better for

our team."

Q: Defensively, they have long defensive ends, athletic defensive ends, very athletic linebackers, speed guys that can cover sideline to sideline. Do you see that as strength in their defense?

Shurmur: "They're structured certainly differently than some defenses. In some spots they're not quite as big, but they're very long, they're very athletic, to your point. They can run and that helps create or helps keep teams from making big plays. Even if a play breaks out on them, they're able to run it down and they play their scheme well."

Q: Their punter, Chris Jones, has a knack for putting the ball inside the 20-yard line. Is he a weapon in that way?

Shurmur: "I think anytime you can make an opponent's offense start and go more than 80 yards, you really minimize their chances of scoring. So his ability to do that is a little bit unique, because he does it so well."

Shurmur Sez

By Michael Eisen
September 7, 2018

EAST RUTHERFORD, N.J. — Shurmur Sez, Giants.com's exclusive weekly interview with head coach Pat Shurmur:

Q: There's a lot going on here with players coming and going, a new coach adjusting to new players, players adjusting to a new coach. How do you get everybody to focus on the game Sunday against Jacksonville?

Shurmur: "We've tried to establish a way to do business with the players that have been here for all of the spring and summer, and then we try to catch the new players up the best we can. Most of them have been in training camps, so they're in pretty good condition. But it's kind of a crash course in them learning how we function here in the building."

Q: You brought in six defensive players this week. Can you get them up to speed quick enough to contribute in the game if you need them?

Shurmur: "I think we can. I think we'll have to do things that they're good at. Right now, it's a matter of them learning the game plan and how it works against the opponent we're playing and this week it's Jacksonville. Most of these guys are veteran enough that they've probably been through this once or twice."

Q: You've been coaching in the league for 20 years. Do you normally have a feel going into an opening game how your team, either as a head coach or as a coordinator, is going to perform? Do you have a feeling going into this game even though there has been so much change?

Shurmur: "You don't really totally know what to expect other than I've watched our team compete through the preseason games. What you don't know is how these players that have played partial games are going to play a full game, so there's going to be a little bit more stress on them physically. I think we'll be able to learn a lot about our team by the way we compete this week."

Q: Is it harder for an offensive or defensive player to get up to speed quickly, or does it not matter?

Shurmur: "I think it depends on what your systems are. Hopefully you have systems in which the words make sense, the concepts make sense, so in a former life for one of these players, what you call apple, they called orange, and they learn it that way. There's some solid concepts that we all use as offensive coaches and certain defenses and coverages everybody uses and they just

have to learn how you call it, how you communicate it, and what the individual techniques are."

Q: You must have some idea early in the week who your inactives are going to be, because you need to know who's going to play special teams. Do you prefer to let the players practice and compete for a jersey on Sunday? What's your philosophy on that?

Shurmur: "No, we want to put the best 46 guys on the active roster. I think that's the most important thing and sometimes it's dictated by injury, sometimes it's dictated by performance, and as we get closer to game time, sometimes it's determined by the team that you're playing. If you're playing a team that's going to be big on you, 21 (personnel, two backs, one tight end, one wide receiver), 12 (one back, two tight ends, two receivers), 22 (two backs, two tight ends, one receiver), then maybe you keep an extra defensive lineman. If you're playing against a team that's going to play little on you, play 11 (one running back, one tight end, three receivers) or 10 (one back, four receivers) or 20 personnel (two running backs, three receivers), then you might keep an extra secondary player. The same could be said on offense, depending what works against their defense. Really, it's somewhat fluid, so that last couple of guys every week can be determined close to game time."

Q: What is your customary game day routine? What do you like to do before a game? Do you like to go over your game plan? Do you want time to yourself?

Shurmur: "I get up early like most days and then usually sit and have coffee and kind of gather my thoughts. Then early on, quickly go over the game plan and calls and how I see the game and how I intend to call the game. Then make my way to the stadium and go through the normal process of getting ready to play."

Q: Do you go over it in your head how you think the game is going to play out?

Shurmur: "We do. Certainly your initial calls and things you want to get run, but as early as the first play or the first series, they can change on you, so you have to be ready — willing to change and move on. I think that's where being able to adjust is very important. You certainly want to try to move the ball and score points early in the game, want to keep them off the board early in the game and you want to play good, solid football throughout, but especially early. I think that's a little bit of the chess match that goes unseen. Everybody assumes you only make adjustments at halftime. It's the old halftime adjustment narrative, which is not accurate. Adjustments are happening constantly."

Q: Along those lines, are there more adjustments in an opening game because neither team knows what's going to happen?

Shurmur: "There could be. I think everybody on Sunday will have some new wrinkles to what they did a year ago. Some of them work, some of them don't, but you still, whether on offense or defense, need to be able to make sure you deal with them. You want to come out and be aggressive, but sort of like a boxing match where you feel it out to begin with and see what they intend to do to you. Most teams do what they do, though."

Q: When you talk to the team the night before the game, do you focus more on mental and emotional things, or a strategic message?

Shurmur: "It depends on the team you're playing. I think the pregame speech is more about emotion. The night before the game, they're going to go to bed, so I've always sort of felt like you give them some quick reminders. Remind them of the importance of the things that we need to do, the keys to victory, and get them a good meal and get them some rest."

Q: Do you like to script the plays you'll use early in the game?

Shurmur: "I think we all have ideas of where we want to go."

Q: Is excitement your overriding emotion going into your first game here?

Shurmur: "I'm excited for our team. I certainly am excited to watch them perform well. I don't really have any anxiety. I feel really good about our group and I feel good about the fact we're going to compete. We'll try to help them where they don't make a lot of mistakes, and then hopefully they'll put us in a position to win."

Q: You have several rookies who are probably going to play big roles — Saquon Barkley, Will Hernandez, Lorenzo Carter, B.J. Hill — do you say to them, "you've been playing football your entire life, this is just another game" or do you say, "this is not just another game, this is a team that almost went to the Super Bowl last year and it's a big game for us?" What is your message to the rookies?

Shurmur: "You have to make sure that they're confident in what they're doing and that's what practice and preparation is all about. That's why you practice, so that you go to Sunday having a pretty good feel for your opponent and what we want to try to do on offense or defense. I think you want to try to, especially for a young player, you want to try to keep them calm. These guys have played in big games before. They've been involved in this type of a setting, although it wasn't pro football, they've played the

game their whole life, so I think what you try to do is do what you can to keep them calm."

Q: Do you try to make or not make any one game more important than any other game?

Shurmur: "They all count one. I learned that a long time ago from my old coach (at Michigan State), George Perles. It didn't really matter who you played, they all count one. Along the way you just realize, you have to fight to be better than the team you're playing on the day you play them. That's the challenge and that's why game planning and the emotions and everybody doing the best they can for those three hours and 15 minutes, let's just put it all out there. Then once the game's over, then you kind of take a step back, reassess, and move forward to the next one. I think each game you have to think about it as a one-game season."

Q: You have seen Eli Manning now for several months and you've seen how he immerses himself in a game. He watches a lot of tape. What have been your first impressions of seeing him prepare for a regular season game?

Shurmur: "No different. I think by the time we have the game plan on paper, he sees it minutes later and he does everything he can to master it. I've seen that through the preseason games, and now certainly as we go through our first regular season game together, so you know he's a pro. He wants to be accurate and not make mistakes, and so he spends his time trying to learn things."

Q: With a veteran like him, do you accept suggestions and bounce things off him?

Shurmur: "We talk all the time and we have since day one of working together. There's certain things he likes. We may have a list of five plays and there may be two or three of them he really likes, one he's not so sure of, and one he just absolutely doesn't like at all, so we factor that in."

Q: Odell (Beckham, Jr.) hasn't played a game in 11 months and he's obviously very excited. Can a veteran get too amped up for a game?

Shurmur: "I think what makes our players or really all players and all competitive people unique is they look forward to the competition and the competitive environment, and sometimes emotions run. I think the important thing, and we talk to all our players all the time about this, is to make sure you can control your emotions and try to stay in the moment and forget about the last play and move on to the next, and Odell's no different."

Q: When you look at Jacksonville's defense, it seems there is no weakness. What do you see as a strength of their defense?

Shurmur: "I think the strength of their defense is they're

very talented. They play excellent team defense in terms of stopping the run and they have guys in the back end that can cover. There really aren't any weaknesses, so that's why it's going to be a big challenge for us."

Q: Offensively, they have that big line and Leonard Fournette. It's a cliché that every week you want to stop the run, but it seems particularly important now, since they led the league in rushing last year.

Shurmur: "It's not a cliché. I would say control the run. I think it's very important we play good team defense, and everybody's got to be where they're supposed to be to make sure we don't let them gain lots of yards against us. That's what they like to do, that's what starts for them and then they have a quarterback (Blake Bortles) that's playing winning football. They're doing what works for them and took them to one game shy of the Super Bowl a year ago."

G I A N T S P R I D E

NOTEBOOKS & CLIPS



Giants Notebook

By Michael Eisen
September 24, 2018

EAST RUTHERFORD, N.J. — On what was certainly a first for a defensive player who began his career undrafted out of the University of Richmond, Kerry Wynn was today mentioned with Eli Manning in response to a question on coach Pat Shurmur's conference call with the media.

Wynn, a fifth-year lineman, was one of the Giants' most disruptive defensive players in the 27-22 victory yesterday in Houston. He had a team-high five solo tackles, his first career forced fumble, and tipped a Deshaun Watson pass attempt on the Texans' final possession.

"I thought Kerry was outstanding," Shurmur said. "He had five tackles, he had one special teams tackle, he had two assists, he forced a fumble, he had a pass breakup, one quarterback hit, and one quarterback pressure. I mentioned that Eli had a pretty good day at the office. That's a pretty darn good day at the office as well. Kerry is long, he's kind of a relentless player, he's tough, he's all the things you're looking for — he's tough, he cares, he works, and he finds a way to make plays. That certainly was an outstanding performance on his part."

Wynn has played in 52 games since his arrival in 2014, but was never more noticeable than he was yesterday.

"I don't know if it was my best game ever," he said. "I know I had a productive game, and it feels even better to have a game like that where we come out victorious from it. Hope to have more like that."

Although he played in at least 14 games in each of the previous three seasons, Wynn was not prominently mentioned in preseason discussions about the Giants' defensive line. Most of the attention went to Damon Harrison, Dalvin Tomlinson, rookie B.J. Hill, as well as linebackers Olivier Vernon and Kareem Martin. But Wynn has started two of the Giants' three games, and has 10 tackles (nine solo), a half-sack and the team's only forced fumble.

"Honestly, Kerry Wynn has been doing that since he's been here, since I got here and he's been playing," said safety and defensive captain Landon Collins, who joined the team a year after Wynn. "He's just finally getting the recognition, the playing time he deserves to be able to showcase it. You could see it all preseason; the past three preseasons I had with him, he's been making plays like that. Now he actually has the opportunity to do it on a game day.

"He's a quiet guy, stays out of the way, but does his job and does his job excellent. He's going to know every detail he has to go into the game with and play it 100 percent."

Wynn said his abilities are well-suited for defensive coordinator James Bettcher's scheme.

"This defense is a very attacking defense, very aggressive, and D-linemen love that," Wynn said. "Me personally, I try to make sure I'm always around the ball. When you're around the ball, good things tend to happen. Just running around and trying to make stuff happen. I'm having fun with the defense. I love it so far."

*Shurmur also praised another player who joined the team — and the league — as a free agent, second-year pro Chad Wheeler, who started yesterday at right tackle. Ereck Flowers, who started the first two games, was limited to five snaps blocking on extra points and field goal attempts.

"Here's what Wheeler did, he did a really good job," Shurmur said. "I thought, in the run game against a really unpredictable player (three-time NFL Defensive Player of the Year J.J. Watt), he did a good job, and he finished blocks. When you watch him play, you say there's a guy who's finishing blocks and doing those things. I'm going to take responsibility for it, a couple times he got stretched out and just pure one-on-one (pass protection) against (Watt), and I can't put him in those positions as many times as I did. But he battled and in my opinion, even though he got beat on a couple of snaps, I thought he had a winning performance."

*Manning completed 25 of 29 passes — he threw just two incompletions in each half — for a .862 completion percentage that was the second-highest of his career. He threw touchdown passes of 16 yards to tight end Rhett Ellison and seven yards to Sterling Shepard, the latter clinching the victory.

"The thing I like about Eli — and I appreciate this about anybody — ... you don't win all the time, and at some point you take a punch, and Eli can take them and keep playing," Shurmur said. "I think that's the thing that even before I knew Eli, as much winning as he was involved with here all those years, I always admired the fact that he just stays the course, and keeps playing with the idea that tomorrow is going to be a better day if today isn't such a good one. I admire that. That's really the most important thing, toughness and grit. You can be smart, you can be well-dressed, you can be well-spoken, but at the end of the day and it's absolutely demanded in our sport, is your ability to

be tough and gritty. Those are the attributes in people and especially in football players that is an absolute necessity in our business."

*Another player displaying those traits is 16 years younger than Manning — 21-year-old Saquon Barkley, who rushed for 82 yards and a touchdown, caught five passes for 35 yards, and became the first Giants player in history with more than 100 yards from scrimmage in each of his first three games.

"He's everything that we thought he would be to this point," Shurmur said. "He shows up on game day. He really, when you see it up close and personal, you see the way he's into it and how competitive his spirit is, and how he wants to compete and get the ball in his hands. There's a reason why he's got a chance to be a really good player for a very long time."

*Tight end Evan Engram injured his knee on his only reception yesterday and did not return to the game.

"We're just waiting to see how extensive it might be," Shurmur said.

*Vernon, who missed the first three games with an ankle injury, is "better," according to Shurmur.

"I just happened to see him running around outside my window here, so we'll just have to see," Shurmur said. "I think we'll consider him day to day and see how far he can come with it. He's making progress, he hasn't had any setbacks, and we just all know that these high ankle sprains take time."

*And what about cornerback Eli Apple, who didn't travel to Houston because of a groin injury?

"Same," Shurmur said. "He was out there running around as well. At some point here later this afternoon, (senior vice president of medical services Ronnie Barnes) will come back with some of what he thinks moving forward. But they were both out there working out and kind of getting their normal rehab and running. They were both running, so we'll just have to see how far along they can come."

Giants Notebook

By Michael Eisen
September 23, 2018

HOUSTON — The football public might think the Giants' first victory of the season was borne of desperation after two season-opening defeats, but Odell Beckham, Jr. insisted far more positive forces were at play in the Giants' 27-22 victory against the Houston Texans.

"I just feel like apart from (more offensive production) that we just had energy," Beckham said. "We came out, we played like we loved the game of football, like this was football with kids and we were having fun. It was lighter. It wasn't like we're down 0-2, we got to win. It was like, let's go out and have fun today, and that's what we did and we got the W doing that."

They got it in more convincing fashion than the final score suggests because the Texans scored a window-dressing touchdown with one second remaining.

"I told the team I've always known they're tough, I always knew they were gritty, I always knew they had great resolve, but today we just made enough plays to win," said Pat Shurmur, who earned his first victory as the Giants' head coach. "We went from almost in a lot of areas to finishing it, so it was a team victory."

That common cliché was very true, as the Giants had a lengthy list of important contributors.

Start with Eli Manning, who had the second-highest completion percentage of his career (86.2), hitting 25 of 29 passes for 297 yards, two touchdowns and no interceptions. The touchdowns were a 16-yarder to tight end Rhett Ellison and a seven-yarder to Sterling Shepard.

Odell Beckham, Jr. led the receptions parade with nine for 109 yards, his second 100-yard game in three weeks and 21st in his 50-game career.

Rookie running back Saquon Barkley scored the Giants' first touchdown on a 15-yard run, rushed for 82 yards and caught five passes for 35 yards to become the first Giants player in franchise history to exceed 100 yards from scrimmage in each of his first three career games.

The offensive line, with new starters Chad Wheeler at right tackle and John Greco at center, enabled the Giants to rush for 114 yards and Manning to finish with a 132.3 passer rating, his highest since he posted a 151.5 while completing a career high 87.1 percent of his passes (27 of 31) at

Miami on Dec. 14, 2015.

Alec Ogletree had a goal line interception and Donte Deayon a fumble recovery. B.J. Hill and Lorenzo Carter had their first career sacks, and Mario Edwards his first with the Giants. Houston's top runner, Lamar Miller, was held to 10 yards on 10 carries, and the Texans ran for only 59 yards.

Aldrick Rosas kicked field goals of 44 and 30 yards.

A team victory indeed, and one that felt especially good because it was the season's first after two defeats.

"It's (been) a long time coming," Ogletree said. "We've been close in the last few games, but today we finally put it together and were able to make enough plays to win the game. That's all you can ask for from the team to go out there and fight every play. I thought we did that today and were able to come out with a win."

"Like coach said, we've kind've been an 'almost' team," Manning said. "We've been close on a few things and today put it together. It was good to see us kind of being able to start fast and have a dominant first half, and then also finish the game at the end. We needed a drive to go finish it, we were able to go do that; it was nice to see."

The game was not without its anxious moments for the Giants.

As Manning noted, they controlled the first half. After spotting Houston a 3-0 lead on Ka'imi Fairbairn's 23-yard field goal, the Giants put 20 consecutive points on the board while scoring on all four of their first-half possessions — on Barkley's run, Manning's 16-yard touchdown pass to Ellison, and Rosas' field goals. Fairbairn's field goal as time expired cut the Giants' halftime lead to 20-6.

When the teams returned to the field, the game did not unfold quite as smoothly for the Giants, who punted on each of their first four possessions.

"We had a stretch there in the second half where we didn't move the ball worth a darn," Shurmur said. "Our defense did a really, really good job of creating two turnovers when they were driving the ball, so that's very critical."

But the Texans still moved within striking distance. Fairbairn's 54-yard field goal made it 20-9. After the Giants' takeaways on successive Houston possessions, Deshaun Watson threw a six-yard touchdown pass to Will Fuller V. The two-point conversion try failed, but with 7:37 remain-

ing, the Texans trailed by just 20-15. Another pointless Giants possession and the game might have slipped away.

As always, Manning took a positive approach in the huddle and then led the team to a score it badly needed.

"This is an opportunity to go win a football game," was the message to his teammates. "It comes down to this drive. We had a great first half, hadn't done really anything in the second half and we had a chance to go win the football game. Guys stepped up, made some big plays. I think coach called it aggressive."

The drive began with a short pass that Shepard turned into a 23-yard gain. Two plays later, Manning found Ellison for 17 more yards. On third-and-two from the Houston 27, Barkley split wide right, got behind linebacker Zach Cunningham, and caught a perfectly-thrown Manning pass for 21 yards and a first down at the six.

The Giants were soon faced with a third-and-goal from the seven. If they settled for a field goal, the Texans could have tied the game with a touchdown and two-point conversion. But Manning and Shepard settled the issue by hooking up for the clinching seven-yard touchdown.

"The last touchdown was designed really to go to Odell isolated," Shurmur said. "They doubled him, so Eli went back and threw the ball to Shep. That's just the way this thing works and it was good."

"Eli got me pretty hyped up in the huddle," Shepard said. "He was like, 'Man, we score this touchdown, we're winning. We need a field goal, but let's score this touchdown,' so I was hyped up, ready to go, ran the under route, kind of slipped behind the backer and Eli made a perfect throw. Only person who could get it was me, so went and got it."

When he did, the Giants had their first victory of both the young season and the Shurmur era.

"Fortunately, along the way I've been involved with a lot of wins," Shurmur said. "It feels special, because I think we're making progress."

He'll get no dissent after that performance.

Giants Notebook

By Michael Eisen
September 22, 2018

EAST RUTHERFORD, N.J. — Odell Beckham, Jr. and Sterling Shepard have been Giants teammates for three seasons. They have similar heights and weights, they are Eli Manning's favorite downfield targets, and they are close friends (OBJ was a groomsman when Shepard married Chanel Iman in March).

Beckham and Shepard also share something they are eager to discard — a long winless streak. When the Giants face the Houston Texans tomorrow in NRG Stadium, it will be 630 days since they played in a game the Giants won.

On Jan. 1, 2017, Beckham caught five passes for 44 yards, and Shepard added three receptions for 30 yards when the Giants defeated Washington, 19-10, in the 2016 season finale. The next week, the Giants lost an NFC Wild Card Game in Green Bay.

Last season, Beckham played in four games during the Giants' 0-5 start before suffering a fractured ankle on Oct. 8 that ended his season. Shepard was injured in the same game, and was inactive for five games last year with different ailments. The Giants won three of those games, their only victories of the season.

Beckham and Shepard caught a combined 23 passes in the Giants' first two games this season, but they weren't enough to prevent defeats to Jacksonville and Dallas. Tomorrow, they'll try again to end their long victory drought.

"I don't remember when the last time I won a game was," Beckham said. "Maybe some cards or something, but not an NFL football game. I haven't won one in a long time. It's definitely not a good feeling, not something you come here to do. You don't come here to lose, you just don't."

"I'm itching for a win," Shepard said. "Every single game we won last year I was injured, so I haven't experienced a win since that game in Washington."

"I was talking about that the other day. We were all in the lunchroom talking and I was like, 'I haven't experienced one.' I was on the sideline for a couple of the wins last year, but other than that, me personally being out there on the field contributing, haven't felt it in a while, so I've been itching for one. And what better week than right now?"

Not everyone on the team has waited 19 months to win a game. But when you're 0-2, the wait for victory seems

interminable. But the players know 14 games remain to be played, and they can't overstate the ramifications of the first two contests.

"I think that's just what you have to do in football," quarterback Eli Manning said. "You play long enough, you just know it's about obviously fixing the mistakes and going out the next week and getting better. Every week, have a mindset of, 'Hey, we got another game,' and whether you're playing good football, you win two games, you still look at the things — there's always going to be corrections, there's always going to be mistakes. You fix those things and everybody just stay together and figure out a way to fix it."

"I don't think we feel like we're a much better team than (0-2), I think we know we're a much better team than that," rookie running back Saquon Barkley said. "I think we know that we're so close. In this locker room, no one is overreacting. I'm active on social media, so I think a lot of people outside of this locker room and outside this building who are reacting. We are aware 0-2 is not a great start, but it's not the worst thing possible. It's not like our season is over; it's not college football. It's not like the year is over. We got to continue to work and continue to grind and believe in each other and this could turn out to be a great year."

*The Giants are one of four teams with a league-low four takeaways after two weeks.

"You definitely need them," linebacker Alec Ogletree said. "It helps out stat-wise and energy-wise. You make big plays like that, it gives the team a new life and a lot of energy. Guys want to go out there and keep doing it. It's definitely something we talked about that we need to do, and hopefully this coming week we can start in that direction."

*Linebacker Connor Barwin was a second-round draft choice of the Texans in 2009 and spent his first four NFL seasons in Houston. He returned there as a member of the Philadelphia Eagles in 2014.

"I went back there once in Philly and we beat them, so my plan is to do the same thing," Barwin said.

*The Giants faced former top five draft choices Leonard Fournette and Ezekiel Elliot in their first two games. Houston's Lamar Miller receives much less acclaim, but Ogletree believes he is just as talented.

"He's just as good as the rest of the guys out there," Ogletree said. "They have the number one rushing offense, so they're giving him the ball and he makes plays for them."

He's a guy that can run with the best of them."

*With their trips to Dallas and Houston, the Giants are playing consecutive games in Texas for the first time since 1985, when they beat the Oilers, 35-14, in Houston on Dec. 8, and lost, 28-21, in Dallas on Dec. 15.

*The Giants lead their series with the Texans, 3-1. They have won three straight games in the series since losing in Houston in 2002. This is just the Giants' fifth visit to Houston since they first played there in 1984. They are 3-1 in Houston, beating the Oilers in 1985 and 1994, and the Texans in 2010.

Giants Notebook

By Michael Eisen
September 21, 2018

EAST RUTHERFORD, N.J. — The Giants face one of the NFL's best receiving tandems without one of their starting cornerbacks.

Eli Apple today was declared out of Sunday's game in Houston against the Texans. The third-year corner suffered a groin injury last Sunday night in Dallas. Five-year veteran and first-year Giant B.W. Webb is expected to start at left corner. He started at nickel back vs. the Cowboys, but moved to the corner when Apple left the game.

Apple is one of two defensive starters who will not play in Houston; linebacker Olivier Vernon will miss his third consecutive game with an ankle injury. They are the only two players on the Giants' final injury report.

The Texans' starting wideouts are 2017 All-Pro DeAndre Hopkins and the dangerous Will Fuller V, who combined for 22 receptions, 301 yards and two touchdowns in the first two games. In a three-point loss last week in Tennessee, Fuller had eight catches for 113 yards, including a 39-yard touchdown, and Hopkins caught six passes for 110 yards, one of them a 28-yard score.

"You got some great receivers over there," Webb said. "I know Hopkins and Fuller. Fuller is a real fast guy and got real good hands, and you know Hopkins is Hopkins, great hands, great ball skills, so you got to be ready to come in and play."

Both teams presumably will, since they are 0-2 and very much want to savor their first victory of the season.

Houston has the NFL's top rushing attack through the season's first two weeks, but its passing game should continue to improve as quarterback Deshaun Watson, who missed the final nine games last season after tearing his ACL, improves his rhythm with Hopkins and Fuller.

"(They have) two very dynamic players on the perimeter," defensive coordinator James Bettcher said. "You saw Fuller last week had a really, really great game to complement (number) 10 (Hopkins). They're going to match you up. They're going to push the ball down the field. They're going to take some shots. Then, they're going to have some routes where we know that 10 is going to try to get some targets, and get him the ball

and get him early."

When they do, there's a good chance Janoris Jenkins will be nearby. The 2016 second-team All-Pro is the Giants' most accomplished cornerback. Neither Jenkins nor Bettcher will discuss if the star corner will shadow Hopkins, who had 96 catches for 1,378 yards and 13 touchdown last season. But the two players are likely to see a lot of each other on the field Sunday.

"Janoris, he is a special player," Bettcher said. "He's one of the best corners in this league, and there's no question about that. Does he want the deep ball back (in Dallas, Jenkins stumbled and Tavon Austin zoomed past him to catch a 68-yard touchdown pass on the game's third play). Sure, but guess what, plays happen in games. I've been around a great corner before that's given up a play before. So, I don't have any question about if that matchup happens and they happen to be on each other in this game, they're going to go compete, and fight, and scrap, and be the player that he is. You just got to be aware of where 10 is. You got to be aware of where he is on the field, and that's whether Janoris is on him or whether anyone else ends up on him."

"(He has the) ability to catch the ball anywhere," safety Landon Collins said of Hopkins. "If it's in arms-length, I would say even fingers-length, he can definitely catch it. That's what he does."

Does Jenkins expect to cover Hopkins most of the game?

"I don't know, you tell me," he said. "I'm just going to go out there and play football. You'll have to wait and see on Sunday."

In the first two games, the Giants faced starting wide receivers Keelan Cole and Donte Moncrief of Jacksonville and Allen Hurns, Cole Beasley and Deonte Thompson of Dallas. Hopkins and Fuller are a step up in talent, though Jenkins professes not to care.

"You can say that (Houston's receivers are superior)," Jenkins said. "To me, everybody on the field is good. Treat everybody the same."

The coaches know they will be challenged by a Houston offense that likes to throw deep passes.

"I think it puts stress on the different coverages that you're trying to do and you have to make sure, obviously, that you're accountable for that," secondary coach

Lou Anarumo said. "We do every week and we're aware of it, but it adds to it when you got receivers of that caliber that are doing those types of routes. So we want to make sure that hey, 15 (Fuller), he's going deep and certainly 10 (Hopkins) is great at the point of attack with the ball. We're aware of it."

This will be the first big test in a Giants uniform for Webb, who did not play in a regular-season game in 2017 when he was with the Cleveland Browns for nine days late in the season. He signed with the Giants on March 9.

Webb was the Cowboys' fourth-round draft choice in 2013, from William & Mary. He played 13 games for Dallas that year, 11 for Pittsburgh in 2014, nine for Tennessee in 2015, and 14 for New Orleans in 2016. Webb has played both in the slot and on the corner and said he has no preference.

"I'm going to play wherever they tell me to play," Webb said. "Coach does a great job in getting me prepared wherever I'm at on the field, so wherever they put me I'm alright with that."

Against Hopkins and Fuller, the Giants are going to need him to be on top of his game on Sunday.

*Linebacker Connor Barwin (knee) practiced fully after missing Wednesday's workout and being limited yesterday. Tight end Evan Engram (ankle) was also a full participant one day after being limited.

Giants Notebook

By Michael Eisen
September 20, 2018

EAST RUTHERFORD, N.J. — How dominant is Houston Texans defensive lineman J.J. Watt?

Since his rookie season in 2011, he leads the NFL in tackles for loss (138), quarterback hits (221), fumble recoveries (13) and multi-sack games (21) and is second with 76.0 sacks — despite missing 24 games the previous two seasons due to injuries.

But Watt appears to be back to peak form. In the Texans' loss last week in Tennessee, he had six tackles (four solo), including two for losses, and forced a fumble. Now it's the Giants who must contend with the rejuvenated Watt when they visit the Texans in Houston on Sunday.

Giants coach Pat Shurmur was asked what makes the NFL Defensive Player of the Year in 2012, 2014 and 2015 so special.

"You got all the critical factors you're looking for in a defensive player," Shurmur said. "He's long, he's quick, he's explosive and then at times, he's a little unpredictable. You can see at times where he'll just beat a guy inside, which I think has made him a really good player. And then I think he's back to playing at a high level."

"He is still the guy and you have to know where he is, we have to know where he is at all times," offensive coordinator Mike Shula said. "He's productive at all the spots, too. It's not like he's just outstanding on our right side outside. He can play outside on our left and inside or play over the center. I mean he's just so, not only talented and explosive, but his awareness is off the charts. Then you add in (Jadeveon) Clowney on the other side or when they're together, so that's why they're really good on defense."

Watt has faced the Giants just once previously. On Sept. 21, 2014, he had seven tackles (five solo), a pass defended, and an eight-yard sack of Eli Manning in a 30-17 Giants victory.

"Obviously, you got to take care of him," Manning said. "You got to know where he is, and it's not just him. They got a couple of studs on that defensive line who do a good job getting to the quarterback, getting sacks. You've got to plan different ways to attack it, whether you're doubling or getting the ball out fast, just have a lot of different things, different looks for him, try to

slow him down. Again, he's a good player. He's going to make some plays, but hopefully it's not the ones that can change the game too much."

Watt will line up at either end, and is equally dominant when he moves inside.

"We sort of know where he's going to line up depending on how we line up," Shurmur said. "But they do move him around at times, so you really don't try to over-analyze that. Whoever's got to block him has to block him. I think at some point, there's four guys rushing and we got five guys blocking, we got to get him blocked."

*Late yesterday, the Giants were awarded wide receiver/return specialist Stacy Coley off waivers from Minnesota, where he played four games for Shurmur last season. Coley, who played in the first two games this year for the Vikings, does not have an NFL reception.

"He's got good speed, contributes on special teams and he's caught punts before, kicks," Shurmur said. "He has that ability and he was a young, developmental receiver when I had him a year ago. But he's a good player and we're fortunate he was available. We just felt like it would be a good guy to add to the mix."

*Linebacker Olivier Vernon (ankle) and cornerback Eli Apple (groin) again missed practice. Linebacker Connor Barwin, who didn't practice yesterday, returned to work on a limited basis. Tight end Evan Engram (ankle) was again limited.

Giants' other two-time champion has no worries about this team

By Steve Serby
New York Post
September 15, 2018

Giants long snapper, two-time Super Bowl champ and longtime special teams captain Zak DeOssie blocks out time for some Q&A with Post columnist Steve Serby.

Q: Describe draft day in 2007, when you were picked in the fourth round by the Giants.

A: I went to Worcester, my aunt and uncle hosted my whole family and friends there. Got a few phone calls from different teams saying they wanted me, the draft's coming up and those picks went by, they're picking a linebacker, another linebacker. ... I'm downstairs in their basement, I get a phone call from a 201 number, and then I answer it. I'm not sure where 201 is. They hang up, or I lose connection or something. I put the phone down, turned to my buddy: "Who the hell is prank calling me on draft day?" And then the same number called back, sure enough it was [then-GM] Jerry Reese and Coach [Tom] Coughlin.

Q: What was your reaction?

A: I was beside myself. I was out of my mind. Right as I hung up the phone, the ticker came across the TV upstairs. So I ran upstairs and hugged my mom, my dad [ex-Giant Steve DeOssie], my sisters. And my dad was beside himself too because of his history here, and played for a handful of other teams, so he knew what I was getting into.

Q: What is your most memorable Cowboys game?

A: Rookie year, they beat us twice during the regular season, we met them in the second round of the playoffs. They had an incredible team, and we just made more plays that day. I'll never forget R.W. McQuarters' interception to seal the game [a 21-17 win].

Q: The next week was the NFC Championship game in Green Bay.

A: Freezing cold. ... I wasn't on the field nearly as much as my colleagues, so I was huddled by the heater. We missed two, I guess chip shots, but not in that weather they weren't chip shots by any means. We were debating in overtime whether or not we were gonna do the kick. I'll never forget looking out to my left and seeing Lawrence Tynes trotting out across midfield already, taking the decision out of Coach's hands. And sure enough, he went out there and hit the field goal. Then I went to go grab [Jeff] Feagles, he jumped in my arms, and I didn't have my helmet on, he gave me a huge bloody nose, and I was screaming, crying, go nuts, bleeding a little bit from the face, so (smile), it was a memorable moment.

Q: What was it like being on the sideline watching Eli Manning's two-minute drive to defeat the unbeaten Patriots Super Bowl XLII?

A: I've seen him do it year in, year out, and that was just an amazing performance.

Q: What was your view of the David Tyree catch?

A: I thought he was sacked, when he snuck out of there and threw what I thought at the time was just a shot-in-the-dark pass. But turns out it was in Tyree's direction, and seeing Rodney Harrison try and take the ball away from him, wrestle, and I'm watching the ball rest on his helmet and I'm thinking ... "I think he caught that!" The rest is history. ... I was on the sideline, we get the go-ahead score, my dad somehow snuck onto the sideline. I'm sitting there holding hands with my teammates praying that this last series by the Patriots was not gonna work out for them. And I hear, "Pssst, Zak." And I turn around, it's my dad, and he says in a loud whisper, "I think you guys are gonna win!"

Q: Did you say anything to him?

A: I said, "Shut up, Dad, you're gonna jinx us." (Smile) Turned right back around kept watching.

Q: Then the confetti, the celebration ...

A: Just remember hugging my teammates, and finding my family, and just a lot of tears, a lot of happiness. Sharing that moment with my teammates and then my family was just the pinnacle of what you could ever hope for in this profession.

Q: You won at San Francisco, 20-17, in the NFC Championship game after the 2011 season. What was that celebration like?

A: I was trying to chase Tynes and [Steve] Weatherford, but they were already running in the opposite direction. Being in that tiny little locker room in Candlestick Park, where we're elbow to elbow, and watching Mr. Mara raise that trophy, it was incredible.

Q: Do you remember the beating Eli took in that game?

A: Yeah. He kept getting up. ... That's the way he plays. He never dwells on the last play, and he'll pick himself up off the floor and do whatever he needs to do to get the job done.

Q: What would you tell Giants fans worried that he's 37 years old and they should have drafted Sam Darnold?

A: I'd say not to worry.

Q: He looks the same to you as he always did?

A: I think Eli is our guy, absolutely, 100 percent.

Q: Describe Tom Coughlin.

A: A great coach of ours in the past, and I'll always hold him in high regard. He coached me as a young man, and showed me how to be a pro, and how to approach a game.

Q: Michael Strahan.

A: Great teammate, great leader, an exceptional human being and personality.

Q: Justin Tuck.

A: Dear friend. Intelligent. And a ferocious competitor.

Q: Osi Umenyiora.

A: Sweet feet Osi. Never seen a large human being move so fast off the line. Looked like a cat down in his stance.

Q: Victor Cruz.

A: The hometown hero. He did everything he could have done, he did everything he could possibly do, and he's one of the best teammates I ever had.

Q: Plaxico Burress.

A: When the lights came on, Plaxico produced. Mr. Production.

Q: Odell Beckham Jr.

A: Best athlete I've ever seen in my life.

Q: Saquon Barkley.

A: Second-best athlete I've ever seen in my life (smile)? Close second? No, Saquon is mature for his age. He's focused on ball. He's focused on being the best he can be, and also, he understands his role here as the second-overall pick in New York, that's not easy. I think he's handling it very well, and he showed up Day 1 ready to work.

Q: How good can he be?

A: I think he can definitely be considered one of the best running backs that we've seen here in a long time.

Q: A Bill Parcells story.

A: I met him when he was the coach of the Patriots. I was in the fourth grade. Or I met him before that, but he invited me into his office, interrogated me about my grades. Asked me about my one B-minus and why it wasn't an A. And then he gave me an Indiana Hoosiers hat and told me to get out. And also to keep my grades up.

Q: How old were you when your father won Super Bowl XXV?

A: I was 6 years old. ... I was in Massachusetts. I just remember the next day I went to the bus stop in front of my front yard. All the neighborhood kids would go there. And I told my neighbor they "My dad just won a Super Bowl!" He said, "That's cool. ... Let's go climb this tree," and

then we forgot about it, went and climbed the tree and that was it (smile).

Q: What will you tell your grandkids one day about Eli Manning?

A: One of the most consistent football players I've ever seen, and one of the toughest. He comes in prepared, no one works harder. I guess I'll say at the time I was a better golfer than him when we used to play golf back then also (smile).

Q: Boyhood idol?

A: My dad. Once I realized he was playing football and I grew to love football, I've always held him in the highest regard.

Q: Did he teach you how to long snap?

A: My sophomore year in high school, we needed a long snapper, so my coach asked if he could come teach a group of willing participants. At the time I was playing quarterback, safety, but I figured I'd go over there and listen to what my dad had to say, just as a courtesy. Turns out I could snap the ball pretty well after 15 minutes of tutelage. I could always snap from then on out, never really worked on it until my senior year in college. Asked to do the long-snapping to get more looks coming out of a small school. Came here, had no intention of long-snapping, and the rest is history.

Q: Twelve years later.

A: I started off doing just deep snaps on punt, Jay Alford was doing short because of the injury to Ryan Kuehl [pre-season Achilles tendon], who was one of the best. Ignorance is bliss. Learned on the fly. T-Mac [current special teams coordinator Thomas McGaughey] was here as well as Coach [Tom] Quinn, but T-Mac took me under his wing.

Q: Other than your dad, did you have any favorite players growing up?

A: Yeah! L.T., Pepper Johnson. ... I grew up in New England. My dad finished his career with the Patriots, so Chris Slade and Willie McGinest when I was in the fourth grade took me out to lunch when I was at training camp with my dad at Bryant College. I was just walking on campus at Bryant, and they pulled up in their car, told me to get in, and went and had lunch, just the three of us. So that's something I'll never forget. Drew Bledsoe, growing up as a kid watching him, being there when my dad was there, it was pretty cool.

Q: You have two children, Lucas, 4, and Blake, 9 months. How has fatherhood changed you?

A: It's given me a different perspective. I think it makes you appreciate football that much more. You start looking

to the future, and think about what's best for your kids. It just changes your perspective on life, and I think it only changes people for the better.

Q: Why did you choose to go to Brown?

A: I went to a boarding school, Phillips Andover, and I wasn't a blue-chip recruit by any means. I was definitely more focused on academics than athletics. A place like Andover gets your mind right for shooting for the stars in terms of education. I was on the fence with some Ivy's, but Brown wanted me right out of the gate. They offered me first, so I committed to them.

Q: Superstitions?

A: Too many to count.

Q: Favorite movie?

A: "The Matrix" and "The Godfather."

Q: Favorite actor?

A: Al Pacino.

Q: Favorite actress?

A: Meryl Streep.

Q: Favorite singer/entertainer?

A: James Hetfield from Metallica.

Q: Favorite meal?

A: Pad thai. Chicken or beef, doesn't matter. Spicy.

Q: What do you think of Jerry World?

A: That's just a spaceship in the middle of nowhere Dallas.

Q: How would you describe what it's been like being a New York Giant?

A: It's really inexplicable. It's the greatest city on the planet earth, and it's the greatest fan base. Sometimes they're harsh when you're losing, as it should be. This is New York City. Tell you one thing, when we were winning and we're putting a good product on the field and we're pouring our hearts out into this game, there's no better place to be.

Q: Message to Giants fans.

A: I thank you for all your continued support, and get ready for an amazing season.

Q: You like this team?

A: I like this team, I love it. We have a lot of talent, a lot of guys who are about the team, and not so much the individual — not that it's been in the past — but coming off of the season last year really adds perspective. Seasons like that are unacceptable in this city, and I think these guys understand that's the case this time around.

Man who coached Pat Shurmur knows exactly what Giants have

By Serve Serby
New York Post
September 9, 2018

Only hours before Pat Shurmur makes his debut as head coach of the New York Football Giants, he will receive a text from his proud old high school coach from Divine Child High School in Dearborn, Mich, and then another one afterward win or lose.

And Wes Wishart has this message for Giants fans:

Pat Shurmur is the right coach at the right time.

"They've gotten themselves the real deal," Wishart told The Post. "You've got one of the greatest people that God's ever put on this earth.

"I know two things in my heart — they're going to be well-prepared, they're going to play as hard as they can possibly play."

Wishart remembers Shurmur as the leader of his teams.

"He's very intelligent," Wishart said. "He's extremely driven to get the best, and to teach the best fundamentals that he possibly can. You're getting a guy that loves what he's doing. Is great at what he's doing. Knows how to communicate. Understands the players. Understands the game. Understands what it takes to be successful. And is constantly working for success. Constantly."

Shurmur was called up as a freshman long snapper and never stopped making himself better.

"I was in my 20s, he was a young kid," Wishart said. "There was a switch when he got on the field. Even on the practice field there was a switch.

"The guy holding the bag for Pat I always felt sorry for him because that bag was gonna get moved back five or six yards because he was gonna beat the little snot out of that bag."

Shurmur played center and middle linebacker.

"He was just a vicious player," Wishart said. "He played the game the way it was intended to play. When he tackled you, you knew you got tackled. When he blocked you, you knew you got blocked. You don't become one of the 32 head coaches in the league unless you've got that IT factor."

Shurmur forever implored error-prone teammates to relax and move on to the next play, and urged Wishart not to worry about the upcoming game. Shurmur took the coaches' projector home on Thursday nights and returned it the next morning.

"Pat just wanted to make sure whoever he was playing against that he knew how he chewed his gum, how he lined up," Wishart said. "He wanted to know the extra little thing that was going to help him be successful ... and would help the team to be successful."

Wishart talked about how close Shurmur was to turning around the Browns in his first head coaching job in 2011 and '12.

"The stage has not been too big for him on anything he's ever done. He's a very special man," Wishart said.

Shurmur's Divine Child family is cheering Shurmur on from afar.

"What you're going to get tomorrow," Wishart said Saturday evening, "is what he was born to do. Born to do."

Wishart, who retired this year after 50 years as high school football coach and is moving this week with his wife of 47 years to West Hempstead, L.I., has texted Shurmur before and after every game ever since he began using an iPhone.

"Good luck ... enjoy the game," are likely to be part of what will be a short morning text.

"It will end with 'God Bless,'" Wishart said.

Wishart, 68, asked for one favor.

"This is all about Pat. This is not about me," he said.

"I'm just a very proud old coach."

Evan Engram wants to give fans the joy he got to experience

By Steve Serby
New York Post
September 9, 2018

Post columnist Steve Serby caught up with second-year Giants tight end Evan Engram for some kickoff weekend Q&A.

Q: What's your definition of Giants Pride?

A: My perspective of Giants Pride is really playing for your team, playing for your teammates. When they show us the clips of '07 and '11, you see those guys talking about it, and you see the clips of them on the sideline, or on the field — you can just feel all of them playing for each other, and playing for the logo on their helmet. And you feel the grit, and you feel them sacrificing everything they have for that one goal, and that's winning as a team. That's Giants Pride. ... And I definitely feel that we're in that direction with this team. As we keep accomplishing the goals that we set for ourself as a team. That's gonna give us a taste of what that means, and it's gonna keep growing and growing and growing. And as that keeps growing, as we keep getting stronger as a team, our relationship gets stronger, our camaraderie, our chemistry, that's when we're gonna start really being what those images. Now we're talking '07, '11, you see all that. ... We see clips of [Mark] Bavaro running people over, guys on their back — that's playing with pride, that's playing with Giants Pride. Coach [Pat] Shurmur is pushing us in that direction. I wouldn't say we're there yet, because there's still a lot of goals that we still have to accomplish and there's things we still have to get done, but I definitely feel like we're on that track and it's definitely a goal to get there.

Q: How would you describe Giants fans?

A: Very honest. They definitely love to speak their mind. But they're really rich in tradition, and you feel that, and you can definitely feel their history of being fans, and then how passionate they are and how bad they want to see us win — and how mad they are when we're not getting it done. It's definitely a love-hate relationship. And I appreciate that, because you win in New York, the fans are what makes it fun. And then when you're losing, they're gonna piss you off, and that pushes you to change that feeling. I definitely love this environment, I love the atmosphere, and we're definitely working to give our supporters a better season for them to watch us play.

Q: Ten years from now, what do you want to have accomplished in this league?

A: I want to have at least one Super Bowl ring. ... I definitely want to win, I want to be a winner. I want to be looked at as a guy that was on a team that got it done on

the biggest stage, and that's winning the Super Bowl. And personally, the way I work and the way I see myself is I want to be in the conversation as one of the best tight ends to ever play this game. I just want to be looked at as one of the greats that was the best at his position and was the best for his team.

Q: What are your personal goals this season?

A: I have those written up in the apartment. I'm gonna make sure, tell Mom not to take any pictures of those (smile). I just want to just be a great tight end for my team, great player for my team, great leader for my team. Whether that's pushing guys when we're down 14, whether it's making that big touchdown that kind of gets momentum going, or whether it's just being on the sideline cheering the defense on and just being a great teammate. I have some personal goals that are to myself and that are for me to go get.

Q: Why did you put it on your wall?

A: Just reminder. Wake up, there's a little dry erase board, add things, take things off, sometimes I just put little quotes up there, then I write down what I gotta do for today. I wrote down goals for the day. ... Sometimes I'll put how many catches I want to have all year, or how many touchdowns that I want to have or want to go get ... how many wins we're gonna get. Just kind of mix it up. It helps me keep focus on the big picture, whether it's something small for the day, or something big for the season. Just kind of keep those goals and keep those thoughts kind of circulating, when you get in situations to make 'em happen, you remember those, and it pushes you to get it done.

Q: Quotes on the board?

A: I have, like, a motto: Get it done.

Q: Where did that come from?

A: I grew up with some funny characters, and we always talked about our goals and we were always talking about what we want to do. ... It was me and my buddy Emmanuel, and one of our friends, his name is V, he's a couple of years older than us. He was kind of like in college and we were still just starting high school and we were talking about what we want to do and do all this and that. He squashed all that, he was like, "I don't want to hear all that. Do what it takes to get it done." I've always just had that mindset — whether it's having a good practice, whether it's just catching the ball, whether it's playing video games, whether it's anything — just get it done.

Q: What's different about Evan Engram as your sophomore season begins?

A: I definitely have a lot more confidence. I'm more sure of myself and my game. I feel like I'm a lot more savvy, whether it's route running, whether it's seeing how defenses unfold, reading different techniques of guys who are trying to cover me, and just being more savvy with my decision-making. I feel more focused with catching and technique with blocking and stuff, and just feel a lot more comfortable as well.

Q: Describe your first sit-down with Coach Shurmur.

A: I definitely don't see Coach Shurmur as a guy that settles to be mediocre, and I don't see this team being that way as well. It was definitely evident that he was in a mode to get here and compete and start winning games and get back to where this franchise had been.

Q: Who is one defensive back in NFL history you would have wanted to test your skills against?

A: Brian Dawkins. I just remember him growing up, just the energy he brought. They played the Falcons one year in the playoffs and he killed Alge Crumpler coming across the middle. He played for the Eagles, so if we were able to go back in time, and I was still on the Giants, playing the Eagles, big rivalry game, Evan Engram against Brian Dawkins, I think that would be a pretty good matchup for people to watch.

Q: If you could pick the brain of any tight end in history, who would it be?

A: I have two. One that I'm definitely going to do is Tony Gonzalez. And I would have loved to talk to Aaron Hernandez. When he was with the Patriots, and when he was at Florida, he was one of those kind of twener tight ends that was kind of moved and used different ways. ... He was another one of the early really successful kind of smaller tight ends. He was on his way to having a great career. ... I wish I was able to watch more of his game, but unfortunately he made some big mistakes and got in trouble and it was taken away from him.

Q: What was the low point personally for you last year?

A: The Thanksgiving game in Washington [a 20-10 loss]. I hit a little slump and then that Thanksgiving game was one of the worst games of my career. I just kind of had to look myself in the mirror and get right and just get back to the basics with a lot of things.

Q: Did the drops drive you nuts last year?

A: It didn't drive me nuts, but it definitely ticked me off just 'cause I know that's not me.

Q: Describe rookie guard Will Hernandez.

A: Big fan, man. I'm really excited that we have him. Real humble and professional kid — I say kid like I'm a vet

(smile). He doesn't take any plays off. He's gonna attack you. He doesn't care if you're bigger or taller.

Q: Free-agent addition Nate Solder.

A: I was so glad when we got him, and that was even before I met him. Great dude, great person, and he's a good leader, too. He's been a great teammate for that whole room.

Q: What's so great about being Evan Engram?

A: God really blessed me with a great platform. To be able to impact little kids at camp. Just seeing all those kids, just excited how they were when they laid eyes on me, that's special to me 'cause I remember when I was in their shoes, and I would see Falcons players, or I went to a couple of Ohio State games, I was a big Buckeye fan and I would just be starstruck and just want just a handshake or just eye contact.

Q: You liked Terrelle Pryor, who is now with the Jets.

A: I remember vividly I would stand outside the little players' gate, he was one of the last ones, came out, took some pictures. My sister, actually — I was too scared — my sister asked for a picture, and he was like, "Yeah sure," and then I like snuck in like last second and got in there (chuckle). The picture's still hanging up at the house, actually.

Q: Did you tell Pryor that story?

A: I was in the locker room 'cause I got hurt [concussion]. I was pissed. I was planning on asking him for the jersey. I was planning on letting him know "big Buckeye fan, been following you for a long time," and wish him the best. But we'll cross paths eventually.

Q: Describe your recent tattoo of your sister Mackenzie on your left bicep.

A: It was honestly kind of a spur-of-the-moment idea. She finished up her career at Georgia and she didn't make the [WNBA] Atlanta Dream. I've been such a big fan and supporter of her, she's really kind of an inspiration and example for me. I just love watching her on the court, I loved the way she played the game, I loved the way she worked and energy she brought, how she rallied her team and how she just approached the game and how beautiful she is. I just wanted to keep that image of her on the court with me forever. My boy Keith at Bang Bang did a really good job for me.

Q: Mackenzie will be playing in Israel in October?

A: Some overseas offers came in that she didn't really like, so she thought she was done. And then another one came in, the numbers were a little bit better, the location's a lot better, and do she's taking it.

Q: What are the similarities in the way she plays basketball

and you play football?

A: I can just tell when she's talking to herself in her mind and how hard she is on herself. That's something that I kind of do. She stays locked in, stays in her zone, same thing I do. But she's such a good leader, and she knows when to hit big shots and when she gets those opportunities, she does.

Q: You've always sent motivational texts to one another.

A: That was kind of our motto was "Be the spark for the team."

Q: Are you getting recognized?

A: It's starting to climb up. I would get one every blue moon, but now it's definitely starting to pick up a little bit more. People are cool about it, it's nothing crazy.

Q: Describe the Drake concert for your 24th birthday, Sept. 2.

A: That was awesome. Drake's one of my favorite artists. That was my first time seeing him in person.

Q: What's it like being one of New York City's most eligible bachelors?

A: I get out in the offseason every now and then ... got a nice little bachelor pad right outside the city, that's probably the best thing I have to offer right now. But other than that, my mom used to watch "Sex and the City" back in the day a long time ago (smile).

Q: What qualities would you like in your ideal mate? You might be able to get some dates out of this.

A: (Laugh) A big thing for me is just kind of having your own gig, just kind of having your own deal, and just kind of seeing a woman motivated and strong, and an independent woman is what's really attractive to me. My parents divorced, and I could stay with my mom mainly. I definitely gravitate towards those types of women, and it's really empowering to see a woman, especially in this world, a lot of women get bashed and get looked down upon, and seeing women kind of grow over that is pretty good to see.

Q: Can you cook?

A: I'm a great cook. The grill's my specialty.

Q: Can this offense average 24 points per game?

A: I definitely believe that we have everything it takes to be that.

Q: What's different about this offense?

A: Coach [Mike] Shula [offensive coordinator] and Coach Shurmur, they're really good adjusting and throwing in different ideas and changing certain things that are gonna work better against what we see on film and what we're

gonna see on the field. It's just a lot more dynamic schemes and dynamic concepts that are putting our talent where they're gonna be the strongest. If we put everything together, the sky's the limit for this offense and for this team.

Q: Is this a playoff team?

A: I believe so.

Q: A message to Giants fans.

A: I would want all the Giants fans to know that we're giving everything we have each and every day, and we're gonna give everything we have each and every Sunday, and we want y'all to be a part of that. ... That means show up and just be crazy, just go crazy. Pack the stadium each and every Sunday that we're home, because it's gonna be an exciting time for us — all of us this year.

And Now For His Next Act...

Inside Odell Beckham Jr.'s quest to recapture the magic that made him the NFL's most eye-catching talent

ESPN The Magazine

By Seth Wickersham

August 27, 2018

Nelson Stewart didn't ask why Odell Beckham Jr. needed film. He knew. Stewart, Odell's former coach at Isidore Newman School in New Orleans, was in his office this summer watching old plays. He's a former teammate of Peyton Manning's and a close friend of Eli's, both Newman alumni as well, and he keeps a grass-stained Beckham No. 3 Newman jersey in his office drawer as a reminder of his fortune to witness so much transcendent talent at such a small school. On this day, he filmed a few touchdowns off his computer screen and texted them to Odell, who replied: "lol coach i really need my high school highlights."

It has been a difficult and uncertain offseason for Beckham, years in the making. Ever since The Catch -- the twisting, levitating, horizontal, three-fingertipped, pass-interfered-with, impossible touchdown against the Cowboys in 2014 -- and the celebrity and scrutiny that attended it, he has lost some of his old joy. And along with it, maybe his edge. After the fights and meltdowns, the boat trip, the dog pee celebration and the sparring match with a kicking cage, not to mention an uptick in dropped passes, he broke his ankle in October and missed most of last season. Then in March, he was sued by a man who claims he was beaten up at Beckham's LA residence in January in a countersuit, Beckham would deny involvement. That same man later claimed he had evidence that Beckham tried to illegally pay a woman \$1,000 for sex, which Beckham denied as well. Also in March, a video of Beckham in bed in Paris with an aspiring model and what appeared to be illegal drugs went viral. Later in the month, the Giants, wary of meeting his desire to be the NFL's highest-paid player, listened to trade offers, and owner John Mara publicly implied that it was time for the 25-year-old wideout to grow up.

Coach Stewart has known Odell since he was 9, and like most in Beckham's inner circle, he knows The Catch spawned a mania that neither the receiver nor his crew nor the Giants knew how to handle. To him, Odell is not OBJ but "3." Where others see the most viral player of the viral era, Stewart sees "an old soul" who at heart is "pretty nostalgic." So he knew what Odell needed when he asked to see old plays, and he delivered the clips: a fade for a touchdown against De La Salle; a stop-and-go for six in a scrimmage against East Jefferson; a screen that Odell took the distance against Bogalusa; and finally, a leaping one-handed snare against East Feliciana, his genius in its infancy.

"Thank u," Beckham texted after looking back through 25

minutes of his old self -- a reminder of what beauty looked like before it was broken.

ODELL IS DRAGGING. He rolls out of a golf cart on a June day, the last to take the field at his own youth football camp on a high school field in New Jersey. Word is he was out late last night, but who knows. He yawns and removes the white hoodie surrounding his head -- his standard TMZ disguise -- and rubs his hair, curls spilling over, the hair of many kids at his camp, a factory line of OBJs. The kids are vibrating, and the camp's emcee is screaming into a microphone, but Odell, usually bouncing as if set to his own soundtrack, isn't quite ready for his own arrival.

"I don't have as much energy as him," Odell says, alluding to the host. "Let's just have fun."

"Everybody on your feet!" the host says. "Coach Beckham likes straight lines!"

At the moment, Coach Beckham might like more sleep. He leads everyone in jumping jacks, barely lifting his arms above his shoulders, and then slowly changes shirts, revealing a body with every muscle curved and pronounced, blanketed in tattoos to the jaw, an extravagant expression of self, not just the body of an athlete but the body of a star, designed to be unveiled and studied and celebrated. For the past year, NFL executives have privately admired the way the NBA promotes its players. If football wants a face to rally around, it could be Beckham -- with his singular aerial artistry, historic productivity and signature dance moves. But there's a gulf between his potential and the reality of his career, and even after the Giants signed him to a five-year, \$95 million deal -- a record for wide receivers -- trust will remain an issue. Nobody knows whether he will become an immortal player or merely one remembered for an immortal moment in 2014.

The stakes are high. In the spring, when the Giants were listening to trade inquiries -- the Rams and 49ers were the two teams reported to be interested, but there were others -- one curious club hired a private investigator to track Beckham. The Paris video had introduced drug-use rumors that teams wanted to run down, even if recreational drug use falls below his surgically repaired ankle on most teams' list of concerns. The PI's report set off no alarms, but despite the Giants being "50-50" on their willingness to trade him, according to a league source with knowledge of the situation, no team would meet their asking price, which was believed to be a pair of first-rounders.

So here's Odell at his camp, learning that holding on to

his trademark joy can be a grind. He was supposed to meet with reporters today, but he canceled. He limited most of his public comments this offseason to benign Instagram posts. He declined a formal interview for this story but didn't mind my observing him up close for hours on both coasts. He's said in the past that his words don't mean much. Still, his mother, Heather Van Norman, is with him at his camp -- she's rarely far away from her son -- and she's chatting up reporters, even those who have been critical. A few reporters sense a warm front, an attempted reset.

Beckham signs a stack of photos and jerseys and helmets, his hands -- so long and soft that his catches sound gentler than those of other receivers -- dwarfing a Sharpie. A little later he stands alone and jogs out to make the rounds of the campers, pushing off his left ankle, which has a red scar running so high it looks like another tattoo.

"DO ONE-HANDED!" a kid says.

"I can't catch one-handed," Odell jokes.

The kids are running routes and dropping passes. Odell is throwing. He played some quarterback at Newman, the Tebow jump throw his signature move. They're dropping passes because they're trying to catch them like Odell. He wants to teach them how to properly catch a football, with two hands forming a diamond. They want him to teach them how to OBJ it. He can't; his gifts and drive are not transferable. But the kids are having fun as the ball bounces off their single outstretched hand, and he isn't going to ruin it. Finally, a kid snares the ball with his right palm. Odell wags his finger, timed to the beat of the music blasting, and curls his face, at once handsome and vulnerable and volatile, into an approving grin.

Beckham's catch -- The Catch -- was a long four years ago, and it marked both the beginning and the end of something. He told his mother at age 4 that he would become a professional athlete. And although he was blessed to be both born with and surrounded by elite athleticism -- she was a six-time All-American in track; his father, Odell Sr., was a running back at LSU; his stepfather, Derek Mills, was an Olympic gold medalist in the 4x400 relay -- he authored his dreams the old-fashioned way: by practicing. In high school, he used rubber bands to build finger strength, training a lone hand to be the only one necessary. He broke the rules for catching a football by catching it like a baseball, his palm up when it was supposed to be down and down when it was supposed to be up. He raised the ante on himself, both revolutionizing and evolving his craft, first at Newman, then at LSU and then in the NFL, catching one-handed while he did handstands, competing against conventionalism as much as any defense. He imag-

ined his own brand of immortality, and in the split seconds in which he was the only person in the world reacting the way he reacted to an arriving spiral, he could feel it. Odell Sr. had told his son, "You gotta do something strange for a piece of change." Coming up, Odell wanted to be exotic. He wanted the extraordinary to seem routine. And on Nov. 23, 2014, when Eli Manning threw deep down the right sideline and Dallas defensive tackle Henry Melton turned to Giants offensive tackle Geoff Schwartz and said, "Oh s---," that's what it was: an impossible moment willed inevitable.

The Catch catapulted Odell into fast friendships with LeBron and Jordan and Drake. It also changed football, injecting an original beauty into a familiar violence, drawing in millennials to an aging fan base, showcasing a non-quarterback who could produce the spectacular. People started showing up to watch Beckham in warm-ups, as if he were Mark McGwire taking batting practice in '98. Crowds waited for him outside of the team bus and chased him across hotel lobbies. He had just turned 22 and found himself both on the sports page and the gossip page, and the intensity with which people followed him, the extent to which they craved some next bit of magic from him, was often overwhelming. It quickly became uncontrollable. He'd sometimes escape on off-days to LA, where he could be one celebrity among hundreds. The Giants worried that he might be susceptible to peer pressure and that he wasn't taking care of his body, and he later confessed that he didn't always do that, even as he led the league in receiving yards per game and scored 12 touchdowns and was named Offensive Rookie of the Year. "Odell became a one-name celebrity," Schwartz says. "That's the leap he made overnight."

In that 2015 offseason, Odell became the Madden cover boy and posed nude for the Body Issue of ESPN The Magazine. But he wasn't quite right. One March evening, he vented cryptically for three hours on Twitter: "At the end of the day I will never let another human being steal my joy in life" ... "Finding me, until then the rest is almost irrelevant." He looked exhausted and detached and disinterested at an autograph signing event that summer on Long Island, never removing his backpack. And by the time he arrived at training camp for his second season, he told the New York Post that the football field had become an "escape," a "getaway."

Even that feeling didn't last long. Ben McAdoo, the Giants' offensive coordinator at the time and later the team's head coach, told others in the organization, "The Catch was the worst thing that happened to him."

BECKHAM DIDN'T SLACK off, despite his comfort in celebrity circles. He pushed so hard in practice during the 2015 season that coaches described him as a team leader. He

gave teammates blue Beats headphones for Christmas and often held the phone himself to ensure that fans' selfies came out just right. Coaches sometimes caught him twirling his hair and staring off in the distance during meetings, but he recalled the material perfectly when quizzed and did killer impressions of members of the staff, particularly offensive assistant coach Ryan Roeder's blitz speeches.

He worked hard to prove that being Odell -- being OBJ -- came easily, but something was off. That much people around him knew. He committed the cardinal sin of modern fame -- he replied to tweets -- and tried not to take personal insults, about his style and play, personally. But there's a huge difference between the joy of being respected for your craft and being pawed at for it, and Beckham struggled to live in the space between. During downtime at the Giants' facility, he'd brood just enough to let on that something was bothering him, but he also seemed tired of being asked how he was doing. He groused in 2015 about the constant media attention but would sometimes FaceTime reporters just to talk. Anyone with a phone could observe his life, but nobody knew what it was like to live it. "I'm the only one who goes through what I go through," he later said.

Beckham's talent and temperament had made him seem vulnerable, and in the NFL, vulnerability always catches up to talent. Going back to high school, he's had a ritual of transforming himself before games. "When he'd put on his helmet," Stewart says, "he was a completely different kid." The routine starts slow, with his headphones on, and as Giants receiver Sterling Shepard says, "He amps his way up." He bobs his head and wags his finger and by the time he takes the field for warm-ups, sometimes pretending to be the Joker, he's preening as much as he's dancing, psyching himself into a state of grace when most players psych themselves into a state of rage. It made him ripe for blowback in 2015, aimed at the heart of what he believed in and how he saw himself. Defensive coordinators and players had spent the previous offseason considering ways to defend him, and a clue arrived late in his rookie year, when the Rams hit him hard and out of bounds, igniting an all-out brawl. It was an answer as old as football. Get inside his head.

And beat the living hell out of him.

THE MOST VILE words in the English language are routinely thrown around on NFL football fields. Players will deface any pronoun and verb, conjure any image, to get you to come undone. If it works, it's a lot more efficient than a double-team. Defenses hit Beckham hard and often hit him late. He got trash-talked and talked trash back. He got his ass kicked and kicked some ass. But it took a toll. During an October 2015 matchup against Buffalo, Beckham punched Bills safety Duke Williams in the head after Wil-

liams hit him high and clean. He believed officials weren't protecting him, but he declined a chance to speak to the league about it. Giants coaches sensed the pressure was building in him even as he was nearly unstoppable on the field, gaining at least 100 yards in seven of nine games in one stretch during the 2015 season. It came to a head on Dec. 20 against the Panthers and cornerback Josh Norman. The two superstars had tested each other in warm-ups. The Panthers' secondary brought out a baseball bat, a ritual to honor an injured teammate and a warning that they were coming out swinging, and Odell later told people he saw it as a threat that crossed the line. Meanwhile, he danced balletically across the field, literally tiptoeing and spinning in defiance. Norman later said the refs were egging them on, saying, "I have a first-row seat to this!"

Beckham dropped an easy touchdown early. He was mad at himself, and that was all the opening Norman needed. Throughout the game, he hit Beckham hard but mostly legally, talking the entire time. Beckham swung at Norman's helmet, put his fingers inside his face mask and mouth, grabbed his leg, launched into Norman helmet-first and eventually drew three personal fouls. "Full-blown madness," remembers former Panthers safety Roman Harper. An NFL executive called the officials in the middle of the game and told them to eject the two stars if it kept going. Beckham, not Norman, was served with a one-game suspension and later vented to Hall of Famer Michael Irvin, who told the New York Daily News that Beckham was a target of anti-gay insults, which the Panthers denied. "For some reason, everybody goes after him with gay slurs," Irvin said. "He's a different kind of dude. ... I told him he can't let stuff that people say get to you."

Irvin's comments set off a round of columns, with Outsports.com writing extensively about the topic. All the while, Beckham had been rumored to be dating model and actress Amber Rose, one of the first of many celebrities to whom he'd be linked. Giants coaches told him to be himself, to dance and attempt catches that nobody else would dare -- but not to lose his head. Instead, he muted himself. In the final game of the season against the Eagles, he caught only five passes for 54 yards.

The next year, the Giants promoted McAdoo to head coach, and he tried to give Beckham a support system, hiring former LSU assistant and Beckham confidant Adam Henry to coach wide receivers. It didn't completely work. One day in the offseason, players and staffers saw Beckham sobbing hysterically in the facility. They asked what was wrong. Odell's dog had died. Nobody knew what to do with someone who felt things so deeply and brought it all to an NFL workplace, not exactly a temple of sensitivity. The next time Beckham faced Norman, who had by then

joined the Redskins, he exploded after Manning threw a fourth-quarter interception, swung his helmet into the kicker's net, yelled at Henry and appeared to cry on the sideline during the game's final minutes, gifting social media a video nearly as viral as The Catch. Again, the Giants staff implored him to balance his famous joy and his infamous explosions. Again, Beckham responded with a flat performance the next week, catching three passes for 23 yards, brushing an official and drawing an unsportsmanlike conduct penalty against the Vikings. "It's not a coincidence," a Giants coach at the time says now, that Odell would have a bad game after being told to tone it down. "He needs the alter ego." Beckham told coaches in private that he was having trouble sleeping, and he told reporters in public that football was no longer fun. The Giants hired a psychologist named Jonathan Fader to be a resource for the players -- especially Beckham. Fader worked hard, but the players assumed he reported everything back to the coaches, even when he didn't. He could only get so far.

Beckham dropped nine passes in 2016, including the postseason, third most in the NFL. He took part in a quick boat getaway in Miami six days before the Giants' playoff matchup against the Packers, setting off a week of headlines and drama. You can get away with a lot in New York -- if you deliver when it counts. He didn't. He caught four passes, dropped two and reportedly punched a hole in the wall after the game. A few days before training camp in 2017, he sat for a three-minute YouTube video with Uninterrupted titled "Odell Fears Falling Out of Love With Football," in which he both declared his desire to be the NFL's highest-paid player and said the game was "starting to slowly become my job, not just what I love to do anymore."

Beckham's 2017 season lasted five weeks before Chargers cornerback Casey Hayward landed on his ankle, fracturing it. At the time, he was leading the NFL with five drops. After a 3-13 season, Pat Shurmur was hired as the Giants' new coach. Then came the Paris video in March. The Giants privately questioned Beckham's reliability and maturity, and an NFL Network report surfaced that he would refuse to step onto a football field without a new contract. It was about to get ugly. He wanted some of the Hollywood life, with Drake, a life he feels is harmless and earned, and he also wanted to be the greatest and best-paid player in football. But the NFL will always make you choose. So after years of proving to be the exception to almost every rule, Odell did what all players eventually do: He got in line.

HE'S WAKING UP. Odell has broken a sweat at his camp and is crouched a few yards from a line of kids. They run to him and try to juke him as he tries to gently swat balls out of their hands. He smiles at each kid who reaches the front of the line.

"You look like Steph Curry," Odell says to one.

"Thank you," the kid says back.

The kid makes a cut that catches him by surprise.

"Good move," Odell says.

A little girl spins by him.

"Too fast," he says, shaking his head.

The day allows Odell to remember being a kid himself, when he attended Michael Vick's camp and saw a vision of what he might become -- an unprecedented force. You only get to be precocious once, only once feel the rush of others spotting something special in you. Eli Manning likes to tell a story from about a decade ago when he and Peyton were in New Orleans and asked Stewart if he had any high school receivers who could run routes for them. Odell did, and though his talent was raw, it was also unmistakable. Peyton whispered to Stewart, "That kid's a little different," and being Peyton, he rigged the reps so he always threw to Odell and stuck Eli with lesser receivers. He knew what he was looking at.

At LSU, Beckham once told coaches he feared the day when football would become a job. The NFL delivered that day, as it always does. The question now is whether Beckham has it in him to grind until his spark is rekindled and then do it again when the spark goes out again, as it will, realizing that holding on to it is a job in itself.

In April, his mom, Heather, called an old friend, Caryl Smith Gilbert, the head track coach at USC, and asked if she'd work with her son. Smith Gilbert and Trojans sprinting coach Quincy Watts ran Beckham through a series of tests, mostly different kinds of jumps. The early results were troubling. "His power in the first 10 yards wasn't as good as his power after 10 yards," Smith Gilbert says. They formulated a plan, filled with proprietary tests and data, and met three times a week for eight weeks. Beckham always showed up in a good mood -- "cheering us up," Smith Gilbert says -- except on Wednesdays. Wednesdays were hill days in Kenneth Hahn State Recreation Area. To be at the park and stretched and ready to go by 6 a.m., he had to wake up around 4:45. "We knew he'd be grouchy," Smith Gilbert says.

Beckham had to sprint up hills, which were 75 meters long and inclined at about 65 degrees. Over six weeks, he had to complete 18 of them, three each Wednesday, with a two-minute rest in between. On Beckham's first hill, he failed

to run full speed. "Don't count," Watts said.

Beckham glared at him. And glared. Watts wondered what would happen. Would Odell quit? Would he quit without officially quitting, giving a good effort but not his best on the next try? Seconds passed. Odell relinquished his glare, walked down the hill and sprinted up. He eventually found a way to do what he used to do: make the mundane fun. Over the next few weeks, it became a standing joke that he would accuse Watts of miscounting the number of hills he'd run. "That's nine," Watts told him at one point.

"No, that's 10!" he replied.

After the hills, Beckham ran routes at USC or at UCLA. Every day, crowds formed, peeking over the fence, wondering whether it was really OBJ. A few videos of him running not home run deep routes with one hand but lunch pail short ones with two hands went viral in football circles. When Stewart watched them, it reminded him of the work that produced the high school touchdowns Odell now wanted -- needed -- to revisit.

PAT SHURMUR SITS in his office on a June afternoon, having just presided over his first minicamp. The burden of a coach's job is usually evident in his face, but in Shurmur's office, the burden literally hangs over his head. The only pictures on the wall behind him are team photos of the eight Giants championship squads, four from the pre-Super Bowl era and four since. The expectations are clear. Shurmur is pleased that Beckham wasn't traded -- Odell was part of this job's appeal -- and that the Giants decided to build around Eli Manning, at least for the next year or two. Earlier in the day at practice, Odell looked like the old Odell. He seemed to explode off the line. He caught balls with two hands and with one hand. He danced between reps to the music piped into practice, especially to "What Is Love," and he would tell reporters two months later, "I'm back in love with what I've always loved."

Shurmur knows that working with Beckham is both complex and simple. Trust will always supersede instruction. He reached out to him shortly after he got the job in January and tried to meet with him as much as possible. Beckham was in and out of the building, thanks to rehab, his contract uncertainty and his desire to be in LA. A mega-contract usually amplifies a player's habits rather than changing them. Nobody knows which habits Beckham will ultimately amplify. Shurmur leans back in his chair, and his eyes dart out his window overlooking the practice fields. "Hold on a second," he says, and motions me to look.

"He's out there working with Eli," Shurmur says. "Running full-speed routes, for whatever it's worth."

Shurmur has the championship expectations above him and two of the most important players in realizing them below him, working long after the rest of the players have called it a day. Eli will always play bland for the media, but he's an astute observer of talent and situation. In a weird way, he knows more about the next phase of Beckham's life than Beckham does. He's seen how fame rises and falls, a two-time Super Bowl MVP from an iconic football family who briefly lost game snaps last year to Geno Smith and practice reps to a rookie third-rounder named Davis Webb. Eli knows Beckham's life is unique and isn't, because he was on the throwing end of the David Tyree catch -- the greatest catch in NFL history before Beckham's. So it goes. There will always be a next moment, and there will always be a new guy, but there's also a reward if you can survive the first few years of adulation and money and pain. You accumulate scars, and the joy isn't as much innocent as it is earned, and you arrive at answers to questions you didn't even know to ask. The moving between worlds, from football to Hollywood or Madison Avenue, becomes easier. "You get better with age in this league," Manning says.

In his office, Shurmur watches as Beckham runs a route I've never seen before, with more shifts and changes than seem logical before he explodes deep, a winding country road merging into a freeway. Beckham can evoke many emotions. He can make you love him, and he can make you love him a little less. But this much is clear: He can make you believe. I ask Shurmur what route Beckham just ran.

"I don't know," he says. He looks me in the eye, and the edges of his mouth curve just enough to betray his practiced caution as he says, "Doesn't matter, does it?"

CAMP IS ALMOST over, but there's a party waiting to explode. As BlocBoy JB's "Shoot" plays, Odell gathers hundreds of kids in a circle. The children have been jumpy and bouncy because after Odell came to life today, he became jumpy and bouncy, and like most people around him, when Odell dances, they dance. Friends sometimes greet him by dancing, a shared language. In July, he coached a celebrity soccer game in Hollywood, and the toddler daughter of one of his players, musician Teyana Taylor, started crying and pointing to the field. She wanted her mommy. Beckham picked her up, her lip quivering, tears on her face, and held her close and started dancing. Soon she rested her head on his chest and put her arm around his shoulder. She was happy. As any parent knows, he had pulled off a feat no less impressive than a one-handed catch.

Now Odell leans in toward the kids at camp and on cue sings along with the song: "Shhh -- don't make a sound." The circle explodes. The kids are dancing, and he is the

middle. No other current NFL player could deliver this moment. When he later tells the campers that "I'm a kid at heart, so I have the most fun when I'm out here with y'all," it's hard to believe he doesn't mean it. After a while, he slides out of the circle. The emcee says he has another commitment to tend to, the life of a pro athlete, the world these kids want. The music keeps playing as Odell climbs into a golf cart. He watches the kids with dyed blond hair dance and practice one-handed catches, his creation at work, as if hoping it all could last a little longer.

Young Giants embrace pitfalls, profits of life on social media

By Paul Schwartz
New York Post
August 5, 2018

He has to.

He does not always want to and, perhaps sometime in the future, he will pull away from it. For now, though, Sterling Shepard admits his existence, both professional and personal, is intertwined with social media.

He insists he is aware of the pitfalls and understands how winning a game with the Giants versus losing a game affects the entire dynamic. He is also 24 years old and a smartphone in his hand might as well be an appendage he was born with.

"Every time you get on social media, it's like having a press conference, kinda," Shepard told The Post during a break from the grind of training camp. "You don't want to do anything that can hurt the team or distract the team. But at the same time, it's also another business of its own."

"This day and age, there's a lot of money in social media and it's something that you have to have. I think a lot of the older players, they don't really realize that, that there's a lot of money in social media and you have to take advantage of it."

There is no one on the Giants' roster older than Eli Manning, and the 37-year old quarterback is a staunch social-media evader. He does not use it, acknowledge it or, if you listen to one of his much younger wide receivers, come close to understanding it.

"He doesn't do social media, at all," Shepard said. "He doesn't even like anybody putting him on social media. He doesn't even know how it works half the time. He asks me all the time, 'So what do you do with a tweet, you tweet it out?' He's always asking questions on how it works. He has no idea. He's clueless. He doesn't have any of it on his phone, nowhere. Pretty private guy. Family man."

Shepard also considers himself a family man, recently married to Chanel Iman, a fashion model best known for her work as a Victoria's Secret Angel. Chanel and Sterling are expecting their first child, a girl, within weeks. The courtship, the marriage, the wedding, the pregnancy, the baby shower were all captured and shared on social media.

"I think it's all based on what you want to reveal and let out to the public," Shepard said. "People have their different reasons why they do certain things on social media. Me, I'm kinda open, especially my marriage. Don't really mind it. That's part of [his wife's] job, she has to be active, that's huge in her world."

When their daughter is born, Shepard is not sure how he will feel about all this. He said Brandon Marshall, the veteran receiver with the Giants last season, refrained from putting his kids on social media and advised caution in that area.

"That's something to think about," Shepard said. "Your kid is a different thing. We'll see."

The new coaching regime, directed by Pat Shurmur, has not instituted any restrictions, other than using common sense.

"I wouldn't say it was a warning, it was more of a PSA," said Zak DeOssie, the 33-year old long-snapper who has more than 10,000 followers on Twitter but rarely posts. "You got to understand, no matter where you are and what you're doing, whatever posts you put out there, you're representing not just your own personal brand, but the New York Giants, and I think that should take precedent before anyone throws anything out there."

"I understand, everyone wants to market their brand or whatever, but when push comes to shove, there has to be a cost-benefit analysis before every post. It's not rocket science, it's pretty simple."

It is not always so simple. Many a professional athlete has run smack into controversy spawned solely by a social-media post or comment. Recently, major league baseball players have been castigated when insensitive tweets, thumbed and posted as teenagers, surfaced years later.

"I just personally steer away from it because I don't see the benefit, myself," Shurmur told The Post. "But what I do encourage our players, when they hit send it's there forever. So be very, very aware — it's here to stay."

"That goes back to, we as coaches used to be trained to avoid it all, don't say anything, try to keep it all a secret. Now, everything's out there. I think it's very important that they really, really are conscious of once I hit send, is that something my mother would want to see? Is it something I'd be proud of when I have children and they

see it? They got to be really conscious about how they represent themselves.”

Manning is on one end of the spectrum, Odell Beckham Jr. is on the other. Beckham is the king of Giants social media, with 11.2 million followers on Instagram and 3.69 million on Twitter. Shepard also is more active on Instagram (514,000 followers) than he is on Twitter (94,700 followers) and realizes the same, seemingly innocuous message — the team is working hard to get better — is received quite differently after a loss than it is after a victory.

Still, he says he feels an obligation to pull back the curtain and let his followers in.

“You have to be active,” Shepard said. “You have a following and they want to know kinda the behind-the-scenes stuff, whether good or bad, that’s what you got to do.”

Most Giants players are on some sort of social media, at least occasionally.

Saquon Barkley is a rookie, but not an ordinary rookie in terms of social-media presence. Befitting his burgeoning fame, he has 208,000 Twitter followers and nearly 1 million (974,000) followers on Instagram; on both platforms he steers clear of controversy. Eli Apple enjoys sharing his thoughts on the NBA with his 84,500 Twitter followers and Damon “Snacks” Harrison’s 58,500 Twitter followers know all about what motivates him (he was undrafted and at times feels underappreciated) and his desire to “hunt” the opponent on game days.

Even the largely reticent Ereck Flowers is a social-media participant, although he is not exactly burning through his data. The most recent tweet to his 12,800 followers was in July 2016.

Shepard figures there’s money in social media by building his brand. He is in the third year of the four-year, \$5.9 million contract signed as a rookie second-round draft pick. He will be looking for a lucrative second NFL deal. If he gets it, perhaps he will navigate away from social media, he says. Perhaps.

“Do away with all of it, that would be nice,” Shepard said. “I wish I didn’t have to do it. Eli has a whole bunch of money, so he’s not really worried about the money part of that. For guys like me, it’s good for me. You think sometimes, ‘If I didn’t have social media, I wouldn’t see some of the nasty comments after a loss or

whatever.’ That’s just the way it goes. You kinda have to have tough skin.”

Beckham headed into training camp alerting his Instagram followers he was stepping off the platform for a while, writing, “For now my focus is to ball and get better everyday!” Not much later this summer, Beckham is expected to sign a mega-deal that could approach \$100 million. Once he secures it, maybe he backs off on social media entirely.

“I don’t know, he might,” Shepard said, before smiling and thinking otherwise. “There still might be a whole bunch of money for him on that.”

Donuts and dinners: Inside the bonding of Eli Manning's new protectors

By Paul Schwartz
New York Post
July 31, 2018

Jon Halapio, Will Hernandez, Nate Solder and Patrick Omameh at Giants camp this week. N.Y. Post: Charles Wenzelberg

It is not an absolute, of course, but Patrick Omameh does believe it to be a truism:

"I think the beauty of offensive-line guys, we're all, typically, every level I've played at, we're all just generally pretty good guys," Omameh told The Post.

Signed and stationed at right guard, Omameh is part of a totally rebuilt Giants offensive line, where it looks as if every one of the five starting spots will be manned this season by a newcomer or a player in a new position from the wreckage that was the 2017 season.

Nate Solder, 29, is the big man, the big-ticket free agent from the Patriots, imported to hold down left tackle. Rookie Will Hernandez, 22, taken in the second-round of the draft, is the left guard, with images of Chris Snee dancing in the heads of the Giants.

Jon Halapio, 26, a natural guard who began last season on the practice squad, for now has overtaken Brett Jones at center. Omameh, 28, undrafted, has started 45 NFL games for the Buccaneers, Bears and Jaguars, arriving as the under-the-radar free agent. Ereck Flowers, 24, is the holdover starter, the No. 9 pick in the 2015 draft, moved from left to right tackle in a last-ditch effort to salvage his foundering Giants career.

Already, this new unit is talking about togetherness and chemistry, attributes last year's group failed to achieve. Justin Pugh (Cardinals) and Weston Richburg (49ers) got nice money elsewhere; the Giants had no interest in retaining either of their former high draft picks. John Jerry, a starting guard for the Giants the past four years, is trying to make the team as a reserve. Bobby Hart, the starting right tackle in 2017, was the first player general manager Dave Gettleman jettisoned after he was hired; Hart is currently with the Bengals.

The new group is entrusted with keeping Eli Manning upright, allowing him to play with all those toys (Odell Beckham Jr., Saquon Barkley, Sterling Shepard and Evan Engram) at his disposal. The new group insists it will get the job done as it blends together. This is usu-

ally the conversation in July and August, with the real proving ground coming once September hits.

"I just feel the urgency," Halapio said. "I feel the excitement and I feel the bond we have, not only the first five, but the whole room. I feel we're so close-knit this year, we literally do everything together, whether its going into the players lounge together, eating together, in the spring we went to eat dinners every week. It's important for everybody to be on the same page, to hang out, get along, because ultimately we work together.

"Last year we weren't all on the same page. Now we're here and learning from our past, just trying to move forward with the guys we have, which are great guys, great leaders. Nate's been awesome, Pat's been awesome."

As the only rookie, Hernandez has yet to undergo much welcome-to-the-NFL indoctrination. The "worst thing I've had to do," he said, is to bring donuts to the morning offensive line meeting. He got up early and purchased two dozen donuts for the 16 players in the room, which does not sound like enough of a spread to put out.

"They didn't complain," Hernandez said.

The Giants made Solder the highest-paid (four years, \$62 million) offensive lineman in the league before the Titans recently beat that deal (five years, \$80 million) for Taylor Lewan. The 6-foot-8 Solder is a huge man, even by offensive lineman standards, and he towers over most of the group. After seven seasons in New England playing for Bill Belichick, Solder brought much of the Patriots Way approach to his new team. He speaks mostly in generalities and will not delve deeply at all when asked about any of his new teammates, who describe him as "solid." He prefers his leadership contributions to take place and remain out of the spotlight.

"I don't think there's any one player that makes that much of an impact," Solder said. "It's all about the team, so whatever's best for the team, we all work together. It's all about locking arms and fighting for each other, caring for each other and working the best you can together." Halapio says Solder "has been awesome for how he leads in his own way. It's not a rah-rah speech kind of guy. He's an extremely hard worker, he's a great teacher. He's helping Will out tremendously, I hear him talking all the time to Will, 'This is what I want on this set, this is what I want on this double block.' "

Omaeh, Halapio said, brings "the juice" every day. "The energy," Halapio said. "I can feel the energy from Pat."

Omaeh grinned when he heard that.

"Every now and then it's good to have someone in there to give the guys a kick," he said.

Hernandez is "a very physical guy, extremely hard worker, he cares about his job, he cares about being here," Halapio said. "It's exciting to see a young player have that."

As for Flowers, well, thus far in training camp he has not yet made himself available to the media. Halapio was his teammate last season and says he notices a different guy, somewhat.

"He's in a new position, I think it's a refreshing feeling for him," Halapio said. "There's a lot of things Ereck wants to prove to people. What I see from him, from last year, how much he's opened up, he feels comfortable with everybody in the room, which is really cool to see him change as a person."

Omaeh and Flowers will work the right side of the line together.

"I didn't know too much about Ereck going in and even when I got here, I wanted my feel for him to be based on my personal interaction with him," Omaeh said. "I've seen nothing but a good guy that wants to win games and be a football player that can get the job done."

"When he first came out this spring maybe he was a little quieter, but who isn't when meeting somebody for the first time? I'd say he's as open as anybody else in the O-line room."

After Barkley, Hernandez is the most hyped newcomer to the team, with his easy smile of the field and a nasty streak on it.

"That's the cool thing about these guys, I feel like I've known these guys for a long time now," Hernandez said. "Just the way we got close in such a short time is pretty cool and it's pretty amazing, honestly."

It all sounds good right now. Sounds great, actually. The camp battles with the defensive line have been spirited.

vars defensive front is frothing at the mouth to get a piece of Manning before he can hand the ball to Barkley or pass it to Beckham.

"We got all these special players — if we can't get the play started, if we can't get the play finished, we can't score points if we can't block our guys," Halapio said. "Eli feels confident in us, which is a good thing. We got to put it together once the games come in. Nobody's tackling Eli now. We got to do it in games, when they got the green light to go."

Check back on Sept. 9, when the heavy-breathing Jag-

Dave Gettleman showing Giants what toughness really is

By Steve Serby
New York Post
July 28, 2018

You have to be lucky to have a chance to beat cancer. You have to have the best doctors, and maybe most of all you have to have a Giant spirit.

Dave Gettleman is bald now, with more chemotherapy ahead of him, but he sure ought to be an inspiration, not only to his beloved football franchise that hired him back at age 66, but to anyone and everyone.

He isn't the first to get the terrifying news that lymphoma has threatened his body and his life. He isn't the first to receive the heartwarming news that his cancer was in remission.

It doesn't mean Dave Gettleman is not a Profile in Courage. Because he is.

Cancer has not stripped him of his sense of humor, could not change him as a man, will never take away his love for his job and love for the New York Football Giants.

"Chemo ain't fun now, and there've been a couple of days where — oof — it rocks your world," Gettleman said. "It's not fun. Fifty percent of the men in the United States will have cancer. I'm blessed. I feel good, I feel energetic."

His immune system is weakened, so he could not hug his coaches or players, and he was reduced to watching practice from just outside the fieldhouse because the sun is an enemy.

"Eight million yards away," Gettleman said. "I can't get to the locker room, which is frustrating. I gotta eat upstairs at my desk, which is frustrating."

"But I told 'em, I looked at 'em, I said, 'Guys, I'm sorry, you're stuck with me.' "

They are lucky they are stuck with a man like this, a man who cares, as desperate as Eli Manning to return to a Super Bowl, a man with the courage of his convictions, who is not afraid to make cutthroat decisions in a cutthroat league.

"Listen, everything happens for a reason," Gettleman said. "The Lord has a plan. And for some reason, I wasn't supposed to get to Cape Cod this summer. ...

Better days are ahead."

I asked Gettleman what his emotions were when he got the word from Dr. Andre Goy at Hackensack University Medical Center that his cancer was in remission.

"You know what was really weird is I couldn't quite understand it," he said. "When he told me I was in complete remission, it was kinda weird. But he very quickly followed up: 'You ain't done.' "

I asked him in what way was it weird?

"Just all of a sudden you go from within a five-week period, I'm told I've got an aggressive lymphoma. In five weeks, he said, 'OK, everything's gonna be OK.' That's a quick turnaround."

When he addressed his team on Wednesday, he bemoaned the fact that he could not hug them, doctor's orders. He can't fly, so he won't make the scrimmages in Detroit in the middle of August.

"Here you are sitting on a plane, sucking recirculated air and everybody's cooties," Gettleman said. "Then you go in a hotel, sucking recirculated air and cooties."

But he is as confident as Odell Beckham Jr. on a football field that he will be back fulfilling his full time duties as GM of the New York Giants.

"It'll happen," Gettleman said. "It'll happen."

He was able to get a little fresh air outside the fieldhouse, but it didn't leave him close enough to his team.

"I was in Peru," Gettleman said jokingly, "watching a practice in Hackensack."

He will return to chemo next week and engage in negotiations with the Beckham camp.

"I'm well enough to stand here in front of you, I'm well enough to do that," Gettleman said.

He does not look at life differently now.

"None of us, laying on our death bed, are gonna say, 'We wish we worked more ... gosh, I wish I emptied that email inbox.' None of us are gonna do that, OK?

"I've been going to this place for the last seven years of

my life, OK? Really and truly, I firmly believe, it's faith, family and football. Our legacy is our children. That's our legacy. I sound like an old man ... but I'm not.

"If anything, it's just confirmed where I've been getting to for the last seven years if that makes sense. Life is precious. I don't care what it is. You just can't not appreciate how important people are, how really we're in the people business...at the end of the day it's not about how much money you make. It really isn't."

For Gettleman, 67 now, it's about his wife, Joanne, and three children — Aaron, Sam and Aaron Jane. And, of course, his Giants.

Overhead on a wall of the fieldhouse are the 2007 and 2011 Super Bowl champion banners. Gettleman was the pro personnel director for those teams before heading to Carolina, where he learned what it feels like to lose a Super Bowl. It doesn't make him any less of a champion.

The Kick-Ass GM has kicked cancer's ass. He would be embarrassed if someone called him a Miracle Man. But perhaps he is. As he stepped off the podium, he was only able to give me a fist bump, no handshakes, doctor's orders. Then he limped over to where a cart was waiting for him. Cancer picked on the wrong guy.

G I A N T S P R I D E

TRANSCRIPTS





Head Coach Pat Shurmur
September 24, 2018
Conference Call

Opening Remarks: Let me first start with injuries that we know about. Evan Engram has got a knee, we'll have to just see where he's at. Just normal kind of post-game stuff, but we saw that he got hurt on that one pass catch down the sideline. That's the injury of note right there, and then aside from that, just the normal wear-and-tear after a game. We'll just have to see where everybody is from there. If you've got specific questions, I'll try to (answer) them other than getting into it. Again, it was a great victory for our guys. I told our team if we just keep focusing on being a team and being tough and being gritty and caring, which means you work to get better, then I think we can build on this. I encouraged them that even though it was more painful to go through the mistake-correcting after two losses, I think it's equally important to go through it with the same amount of detail after a win. Then we, as a team, will get better. There were a lot of good things, I thought the good news is early on we were able to score some points. On the first drive, they got a field goal, which was good. Really, the big play there was (Deshaun Watson) getting outside the pocket and kind of hitting a check down on the move that got the ball down the field into field goal range. I thought we did a good job in the red zone on defense, and same thing on offense. We got our scores, we were able to get a lead going into halftime. I thought in the second half we did not play as well on offense early in the third quarter. On defense, we sort of allowed them to move the ball but the two key plays were certainly the turnovers that kept them out of the end zone, and then at the end of the game we were able to kind of muster a drive there to make it a two score game again, which is super important in this league, because you can see at the end of the game in kind of a two-minute type coverage, teams can find the way down the field. I thought special teams contributed, we obviously don't want to have that punt that got tipped, and that certainly is one thing we've got to clean up. But I thought the special teams contributions was a winning effort. I was just happy for our guys to get it pushed over the top. So, I'll take your questions.

Q: Evan Engram, there is a report he had a right MCL sprain. I assume he's going into an MRI today. Is that encouraging news?

A: Yeah, I mean, it's a knee. I think that's accurate, but we'll just have to see how it progresses.

Q: I was just trying to clarify if that was coming off of the MRI today or just on initial diagnosis?

A: No, we're just waiting to see how extensive it might be. That's all.

Q: On Damon Harrison (Snacks) and Saquon Barkley's possible injuries — sometimes the day after, a knee like that can cause you to get sore:

A: Just normal wear-and-tear, but I think Snacks is going to be fine and certainly Saquon is sore. When he has as much activity as he's going to have, he's going to have some soreness, but he's ok.

Q: Did Saquon show you anything by taking that first hit? He limps off but he came back in a couple plays later, finishes that drive himself in the end zone, and the day he had. Does that show you something about a rookie doing that?

A: Yeah, he's everything that we thought he would be to this point. He shows up on game day. He really, when you see it up close and personal, you see the way he's into it and how competitive his spirit is, and how he wants to compete and get the ball in his hands. There's a reason why he's got a chance to be a really good player for a very long time.

Q: Did you have any problem with the hits on both Engram and Barkley. There have been some questions on whether they were legal hits or not? Did you have any issues with those?

A: No, I think that's part of playing football. When you're running with the football, you have to protect yourself and certainly when you're getting tackled by defensive backs, then we had another low tackle on (Sterling Shepard) on a naked, you've just got to be able to protect yourself. Their style of tackling was to go low. Guys running with the ball have to be able to protect themselves.

Q: It looks like you were able to achieve balance on offense -- 27 runs, 29 pass attempts. How important was that for you coming into this game, especially after the lopsidedness the first two weeks?

A: Yeah, I think balance is a weekly thing. I think it's important to call run plays but also when you call them, you have to gain yards. I think that's important, because ultimately, you want to score points. In some games, it's 60-40 runs, and some games it's 60-40 pass, and some games it's 50-50, and some games you've got to throw your way into it if you get behind.



The way that game played out, and the way that we were able to get a lead early in the game, and our defense did a nice job of keeping them off the scoreboard for most of the game, then you're able to continue to run the ball, which I think is important because then all the other play actions — boots and nukes and all that — are much more meaningful. So, a long-winded answer, that balance was achieved last night, but I think it could be different each game depending on how the game plays out.

Q: John Greco steps in at center and he's played for you at a couple different spots before. Did his familiarity with you and your offense and the system, did that make a positive difference in a game like yesterday? Did that help your offense operate more efficiently?

A: I think so. I think there's no substitute for experience, especially as an offensive lineman. The 'been there, done that before' idea is hugely important, and that's why veteran players especially in the offensive line can have an impact, especially if they come in sort of a backup role or filling in for an injured player. Yeah, I think that had something to do with it.

Q: Can you talk about Kerry Wynn's game? He seemed very disruptive.

A: I thought Kerry was outstanding. He had five tackles, he had one special teams tackle, he had two assists, he forced a fumble, he had a pass breakup, one quarterback hit, and one quarterback pressure. I mentioned that Eli (Manning) had a pretty good day at the office. That's a pretty darn good day at the office as well. Kerry is long, he's kind of a relentless player, he's tough, he's all the things you're looking for — he's tough, he cares, he works, and he finds a way to make plays. That certainly was an outstanding performance on his part.

Q: For all that Eli Manning has done in his career, do you think he needed a day like yesterday?

A: I don't know. I don't know that. Listen, I believe in him, and our quarterback needs to know that we believe in him. We know that he's got that in him, and the thing I like about Eli — and I appreciate this about anybody — at some point in this game, you don't win all the time, and at some point you take a punch, and Eli can take them and keep playing. I think that's the thing that even before I knew Eli, as much winning as he was involved with here all those years, I always admired the fact that he just stays the course and keeps playing with the idea that tomorrow is going to be a better day if today isn't such a good one. I admire that. That's really the most important thing, toughness and grit. You can be smart, you can be well-dressed, you can be well-spoken, but at the end of the day and it's absolutely demanded in our sport, is your ability to be tough and gritty. Those are the attributes in people and especially in football players that is an absolute necessity in our business.

Q: Saquon mentioned that before the game yesterday, there was just a different feeling about things, a different vibe, a good energy. Odell said the same thing, he said he didn't think the guys were playing like "oh no, we're 0-2, we can't go 0-3" — they just went out and played ball. What do you attribute to the tone being set in that way? Is that you staying the course, or do you think there are players who set that tone? How did you see that develop in the week in such a big game for you guys?

A: I think it's an organizational message of just shutting out the noise, and it's equally important this week. I don't read it, I don't listen to it, and if I have to hear it or answer the questions to it, it's not something that we concern ourselves with. The 0-2 and 'what does 0-3 mean', to their credit, they shut all that out and went out and played hard. That needs to be the approach every week. You've got to turn your back on the pats on the back, too and just keep moving. Then we'll add them up at the end.

Q: When you watch the tape, what was (Chad Wheeler's) performance like? Some good, some bad?

A: Here's what Wheeler did, he did a really good job, I thought, in the run game against a really unpredictable player. I thought he did a good job, and he finished blocks. When you watch him play, you say there's a guy who's finishing blocks and doing those things. I'm going to take responsibility for it, a couple times he got stretched out and just pure one-on-one (pass protection) against (J.J. Watt), and I can't put him in those positions as many times as I did, but he battled and in my opinion, even though he got beat on a couple of snaps, I thought he had a winning performance.

Q: Any optimism on Olivier Vernon being available this week?

A: Better. I just happened to see him running around outside my window here, so we'll just have to see. I think we'll consider him day to day and see how far he can come with it. He's making progress, he hasn't had any setbacks, and we just all know that these high ankle sprains take time.



Q: Eli Apple as well?

A: Same. He was out there running around as well. At some point here later this afternoon, (Ronnie Barnes) will come back with some of what he thinks moving forward, but they were both out there working out and kind of getting their normal rehab and running. They were both running, so we'll just have to see how far along they can come.



Left Tackle Nate Solder

September 24, 2018

Conference Call

Q: What was the challenge Chad Wheeler was going up against and what was the challenge your line went up against and how did you come out of it on top after obviously taking a lot of heat coming off the Dallas game?

A: Those guys are really good. We had to go down there to their place and beat them. Thank goodness, we made enough plays to do it and it was ugly at times. We did some things that we need to improve and that's the whole idea is to win and move on and get better.

Q: Going back to Chad (Wheeler), what did his entrance into the starting lineup at right tackle — did that help you guys in the run game? Did that help you guys solidify things? What impact, do you think, his presence had, if any?

A: I really respect Chad, I think he's a great guy, he's working hard, he's done all of the things he's asked of by the coaches and everything like that, so just going forward, like I said, we got to continue to work on improving. I'm sure Chad will say the same thing, as we all have to get better because that was the last game and we've got to keep working.

Q: You have played three games now with Saquon (Barkley). When he makes a play like that on the outside, lining up as a wide receiver, that 21-yard catch, have you ever seen — what backs can you think of you've played with that are able to do so many things and how dangerous would that make your offense?

A: I understand your question. I think comparison is a waste of time. I think Saquon's just unique and a very talented guy and obviously a great teammate and so to have guys like that to make up for a lot of the things we might screw up and make big plays regardless of that, despite that. If we can continue to solidify what we're doing, get better at what we're doing and just be a more cohesive unit, I think that will really help us in the future.

Q: Kerry Wynn had one of those games yesterday where he was very disruptive and I assume you've gone against him once or twice in training camp. What makes him so effective?

A: What specifically, technically, I don't know exactly what they had game planned and what he was doing, I wasn't out there, but I didn't even get a chance to see the defense play, but practicing against him the guy, he is a competitor, he plays really hard, he's a strong guy, he's a competitive guy. I think those are some of the characteristics I can describe about him.

Q: Wanted to ask you about the job John Greco did yesterday stepping in for Jon Halapio. On the outside looking in, there's always concern, if that's the right word, that whenever you have to replace a person on the offensive line, especially a center, sometimes the communication can be off or there can be some rough spots in the very beginning, so can you talk about the job he did and if it was smooth?

A: Like I said, we have a lot to work on and I think he did an excellent job. I thought that his communication was very clear and he understands the offense as well as anybody, so to get that communicated across the board, but we weren't perfect and we need to be a lot better and that's not John, that's all of us and we can't make excuses because it was loud or because we did something different or whatever, we have to continue to work hard to be as efficient as possible.

Q: You sound unsatisfied with the line's performance. Is that an accurate statement? You keep saying you need to get better than you guys were yesterday and there are things to clean up. Are you just saying that because that's the weekly process or are you not satisfied with the line's performance yesterday?

A: No, that was game three, so we got a lot more to go and we got a big season and with a lot of teams, we got the Saints this week and that's going to be a tough game, so we got to be better and that's just the way that it is throughout the NFL. It's a race to be the best team at the end and that takes one week at a time.



DL Kerry Wynn
Conference Call
September 24, 2018

Q: Talk about the confidence you possess to go out there and make the game-changing type plays you've been making.

A: We knew that it was going to come down to just getting turnovers, and we knew we needed to have a spark for the offense. There's times when we need a spark ourselves. We ran to the ball. When you keep running to the ball, good things are going to happen.

Q: Were you guys playing with desperation as you guys are making those defensive stands? Knowing how important it is to come out with a win.

A: Two weeks in, I don't want to say we're in desperation mode. I think we were more so hungry to get that first win. I know the first two games, we had done a lot of great things, but a lot of things — errors that we had — kept us from winning games and making us more so almost-winning, or an almost-team. So, we wanted to get over that hump and finish it out.

Q: Why do you think your style of play fits this defensive scheme so well?

A: First and foremost, I want to give all the glory to God. This defense is a very attacking defense, very aggressive, and D-linemen love that. Me personally, I try to make sure I'm always around the ball. When you're around the ball, good things tend to happen. Just running around and trying to make stuff happen. I'm having fun with the defense. I love it so far.

Q: Is it meaningful when two rookies in (LB) Lorenzo Carter and (DL) B.J. Hill get their first sack? You've been there before, what does that do for a rookie's confidence and ability to take another step in their progression?

A: They know their importance on this team. It takes all 53 guys on this team, practice squad guys throughout the week included, to win on Sundays. They knew their importance, and I know it felt good for them to that first one under the belt. So, I was happy for them.

Q: As a defensive group, what can you all do better than what you did yesterday?

A: This is the NFL. You're going to have spurts where the offense you're going against makes plays. It's more so how you respond to them. I think in the fourth quarter, we locked down a little more, ran to the ball, and (LB Alec Ogletree) "Tree" made a huge interception in the end zone to give the ball back to us. Just some little things that we can clean up, but I like the direction this defense and this team is going.

Q: Did you receive any texts or phone calls from family stating how well you played and how much you were talked about?

A: I got back so late, I really just talked to my mom and just a few people. Yeah, I had a lot of friends and family hit me up. I'm going to get back to them today and respond to them. Last night, I got home and kind of just called it a night. I was pretty exhausted from the game.

Q: Could that have been your best game ever?

A: I don't if it was my best game ever. I know I had a productive game, and it feels even better to have a game like that where we come out victorious from it. Hope to have more like that.

Q: What does it mean to you to hear Coach Pat Shurmur describe the defense as tough and gritty?

A: I feel like at the end of the day, football is football. Football is exactly that. It's a tough sport. It's a gritty game. Often times, the grittier, the tougher, the more hungry team comes out up at the end. It's going to take that every Sunday to stack these wins.