



2023

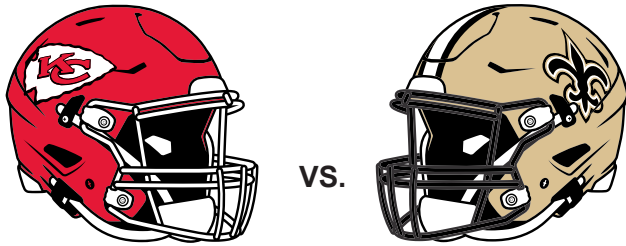
CHIEFS VS. SAINTS - PRESEASON GAME 1 - AUGUST 13, 2023

# GAME NOTES





## CHIEFS OPEN 2023 PRESEASON ON ROAD AGAINST SAINTS



The Kansas City Chiefs begin their preseason slate on the road against the New Orleans Saints this Sunday, Aug. 13. Kickoff is slated for 12 p.m. CT. The reigning Super Bowl Champions are currently in the midst of training camp at Missouri Western State University in St. Joseph, Missouri. The club will begin its quest for an eighth straight AFC West title on Sept. 8, kicking off the NFL season against the Detroit Lions.

Over the last four seasons the Chiefs have played in three Super Bowls (LIV, LV and LVII). Kansas City has hosted a record five-straight AFC Championship Games at GEHA Field at Arrowhead Stadium. In 2022, the Chiefs finished with a 14-3 record and the number one seed in the AFC. KC has clinched seven-consecutive AFC West titles, tying for the second-longest streak in NFL history (NE - 11, 2009-19). Since 2015, Kansas City has tallied a 42-6 record (.875) against AFC West opponents, the NFL's best divisional record over an eight-year span since divisional realignment in 2002. Under Head Coach Andy Reid, KC has qualified for the postseason nine times in 10 seasons and has nine 10+ win seasons. Reid owns 269 career victories (regular and postseason combined). He ranks fifth on the NFL's all-time wins list. He has tallied 117 regular season wins in Kansas City.

Chiefs QB Patrick Mahomes is in his sixth season as the club's starting quarterback. As the starter, Mahomes has led the team to five-consecutive home AFC Championship Games, three Super Bowl appearances and earned NFL MVP (2018, 2022) and Super Bowl MVP honors (2019, 2022). Since 2018, he leads the league in yards (23,957), touchdowns (192), 25+ yard completions (206) and first down throws (1,183). With only 48 interceptions (since 2018), he owns a +144 TD/INT ratio, the highest mark of any active QB in that span. He owns 41 career games of 300+ passing yards. TE Travis Kelce has recorded an NFL record seven-straight 1,000-yard receiving seasons (1,338 yards in 2022). He owns 35 games with 100+ receiving yards (most in NFL history for a tight end) and has caught at least one pass in 161 consecutive games (reg. and postseason). Since entering the NFL in 2013, Kelce leads all tight ends in receiving yards (10,344) and receptions (814). He ranks first in touchdowns (69) and catches of 25+ yards (81). Defensively, DT Chris Jones recorded 15.5 sacks last season and CB L'Jarius Sneed recorded a team-high three INTs.

The 2023 Chiefs feature several new faces including two new tackles, Jawaan Taylor (RT) and Donovan Smith (LT). The club drafted DE Felix Anudike-Uzomah in the first round (31 overall) and WR Rashee Rice in the second round (55 overall) of the 2023 NFL Draft held in Kansas City. For the first time in six seasons the Chiefs will have a new offensive coordinator. OC Matt Nagy takes on that role for the club after serving in that same capacity from 2016-17. This year's regular season schedule features eight games vs. seven playoff teams from 2022. The combined 2022 record of Kansas City's 2023 home and away opponents is 147-140-0 (.512).

Kansas City Chiefs (0-0) vs. New Orleans Saints (0-0)  
 Sunday, August 13, 2023 • KSHB • 12 p.m. CT  
 Caesars Superdome • New Orleans, Louisiana

### THIS WEEK'S MEDIA AVAILABILITY

Date	Practice	Coach	Media	Players
Tuesday, Aug. 8	9:15 a.m.	Spagnuolo	11:15 a.m.	11:15 a.m.
Wednesday, Aug. 9	9:15 a.m.	Nagy	11:15 a.m.	11:15 a.m.
Thursday, Aug. 10	No Media Availability			
Friday, Aug. 11	9:15 a.m.	Reid	11:15 a.m.	11:15 a.m.
Saturday, Aug. 12	No Media Availability			
Sunday, Aug. 13	Chiefs at Saints - New Orleans - 12 p.m. CT			

\* All times are approximate and subject to change with little or no notice.

\* For credential requests to cover practice or games, please email Cydney Glaze at [cglaze@chiefs.nfl.com](mailto:cglaze@chiefs.nfl.com).

### BROADCAST INFORMATION

**TV Coverage**  
 KSHB (65TPT Productions)

**Play-by-Play:** Ari Wolfe  
**Analyst:** Trent Green  
**Sideline:** Kimmi Chex  
**Sideline:** Matt McMullen

**Tico Sports (Kansas City)**  
 103.3 HD2 (103.3.2) on KPRS  
 Spanish Radio Broadcast

**Play-by-Play:** Enrique Morales  
**Color:** Oscar Monterroso  
**Sideline:** Hannah Bassham

**Chiefs Radio Network**  
 WDAF (106.5 FM)

**Play-by-Play:** Mitch Holthus  
**Color:** Danan Hughes  
**Sideline:** Josh Klingler

**Chiefs Pregame & Postgame Show**  
 WDAF (106.5 FM) & KCSP (610 AM)

**Hosts:** Art Hains and Dan Israel

**Chiefs Twitter Accounts:** @Chiefs  
 @KCChiefs\_Matt @ChiefsPR

### CHIEFS MEDIA WEBSITE INFORMATION

The Kansas City Chiefs 2023 Media Guide is available on the Chiefs media information website, NFLOMG.com. The club's site is an improved interactive online media guide that features an in-game statistics monitoring platform, in addition to the weekly press materials such as transcripts, weekly releases, bios, additional stats and more. The team's guide is updated weekly throughout the season to reflect the most up-to-date information. Media members can also access the Chiefs credential application through the site. To login, the username is **chiefsmedia** and the password is **chiefs**.

### DID YOU KNOW?

Chiefs Quarterback Patrick Mahomes enters his sixth season as a starter in the National Football League. His career record in 64-16 (.800). He's never played in a road playoff game (non-Super Bowl). Mahomes has defeated 30 of 31 teams in the NFL at least once, the only team he has not recorded a victory over is the Minnesota Vikings.

### CHIEFS COMMUNICATIONS STAFF CONTACT INFORMATION

Ted Crews	Executive Vice President of Communications	(816) 920-4359	<a href="mailto:tcrews@chiefs.nfl.com">tcrews@chiefs.nfl.com</a>
Brad Gee	Vice President of Football Communications	(816) 920-4349	<a href="mailto:bgee@chiefs.nfl.com">bgee@chiefs.nfl.com</a>
Luke Shanno	Senior Director of Corporate Communications	(816) 920-4351	<a href="mailto:lshanno@chiefs.nfl.com">lshanno@chiefs.nfl.com</a>
Cydney Glaze	Director of Communications & Admin.	(816) 920-4352	<a href="mailto:cglaze@chiefs.nfl.com">cglaze@chiefs.nfl.com</a>
Kelsey Boal	Communications Assistant	(816) 920-4355	<a href="mailto:kboal@chiefs.nfl.com">kboal@chiefs.nfl.com</a>
Jade Thomas	Communications Seasonal Assistant	(816) 920-4285	<a href="mailto:jthomas@chiefs.nfl.com">jthomas@chiefs.nfl.com</a>
Kallen Webster	Communications Seasonal Assistant	(816) 920-4403	<a href="mailto:kwebster@chiefs.nfl.com">kwebster@chiefs.nfl.com</a>

## CHIEFS VS. SAINTS TEAM COMPARISONS

	 <b>Chiefs</b>	 <b>Saints</b>
Record	14-3	7-10
Division Standing	1st (AFCW)	3rd (NFCs)
Turnover Margin (NFL Rank)	-3 (T-22nd)	-11 (31st)

### Offense (NFL Rank)

Net Yards Per Game	413.6 (1st)	333.8 (19th)
Yards Per Play	6.4 (1st)	5.6 (10th)
Points Per Game	29.2 (1st)	19.4 (22nd)
Possession Average	29:56 (12th)	29:31 (T-20th)
Net Rushing Yards Per Game	115.9 (20th)	116.6 (19th)
Net Passing Yards Per Game	297.8 (1st)	217.2 (16th)
Had Intercepted/Yards	12/70	14/246
Sacks Allowed/Yards	26/-188 (3rd)	38/-277 (T-13th)
Fumbles/Lost	21/11	18/7
Third Down Pct.	48.7% (2nd)	40.2% (15th)
Red Zone TD Pct.	69.4% (2nd)	52.1% (21st)
Giveaways	23 (T-17th)	25 (T-27th)

### Defense (NFL Rank)

Net Yards Per Game	328.2 (11th)	314.8 (5th)
Yards Per Play	5.1 (8th)	5.0 (3rd)
Points Per Game	21.7 (16th)	20.3 (9th)
Net Rushing Yards Per Game	107.2 (8th)	130.5 (24th)
Net Passing Yards Per Game	220.9 (18th)	184.4 (2nd)
Intercepted By/Yards	11/225	7/110
Sacks For/Yards	55/-388 (2nd)	48/-279 (T-5th)
Opponent Fumbles/Lost	16/9	23/11
Third Down Pct.	38.3% (13th)	41.6% (T-24th)
Red Zone TD Pct.	67.3% (31st)	50.0% (6th)
Takeaways	20 (T-20th)	14 (T-30th)



### Special Teams (NFL Rank)

Punts-Average Yards (Gross)	50.4 (2nd)	46.4 (19th)
Punts-Average Yards (Net)	45.6 (1st)	41.5 (12th)
Punt Returns-Average Per	6.7 (26th)	9.0 (16th)
Punt Returns-Average Per Allowed	8.0 (10th)	8.9 (16th)
Kickoff Returns-Average Per	19.2 (29th)	22.0 (19th)
Kickoff Returns-Avg. Per Allowed	23.3 (T-22nd)	22.6 (18th)
Field Goal Percentage/(M/A)	75.0% (24/32)	74.2% (23/31)

### Penalties (NFL Rank)

Penalties Against/Yards	87/838 (7th)	99/841 (T-20th)
Opp. Penalties Against/Yds	98/734 (T-10th)	92/798 (20th)

## CHIEFS VS. SAINTS IND. COMPARISONS

	 <b>Chiefs</b>	 <b>Saints</b>	
<b>PASSING YARDS</b>			
Mahomes	5,250	Dalton*	2,871

### RUSHING YARDS

Pacheco	830	Kamara	897
Mahomes	358	Hill	575
Edwards-Helaire	302	Ingram*	233

### RECEIVING YARDS

Kelce	1,338	Olave	1,042
Smith-Schuster*	933	Johnson	508
Valdes-Scantling	687	Kamara	490

### POINTS SCORED

Butker	92	Lutz	102
Kelce	74	Hill	54
McKinnon	62	Johnson	42

### INTERCEPTIONS

Sneed	3	Mathieu	3
Thornhill*	3	Sorensen*	2
Bolton	2	Lattimore	1
Three Tied	1	Davis	1

### SACKS

Jones	15.5	Jordan	8.5
Karlaftis	6.0	Elliss*	7.0
Clark*	5.0	Davis	6.5
Danna	5.0	Granderson	5.5

### DEFENSIVE TACKLES

Bolton	180	Davis	109
Sneed	108	Mathieu	91
Gay	88	Werner	79

### KICKOFF RETURNS (AVG.)

Pacheco	29 (20.6)	Shaheed	14 (22.9)
---------	-----------	---------	-----------

### PUNT RETURNS (AVG.)

Moore	14 (6.1)	Shaheed	20 (9.7)
-------	----------	---------	----------

### FIELD GOALS

Butker	18/24 (75.0%)	Lutz	23/31 (74.2%)
--------	---------------	------	---------------

### PUNTS (GROSS/NET AVG.)

Townsend	53 (50.4/45.6)	Gillikin	77 (46.4/41.5)
----------	----------------	----------	----------------

\* No Longer On Roster

## CHIEFS VS. SAINTS SERIES HISTORY

• The Chiefs and the Saints have faced off 12 times in the regular season and have never matched up in the postseason. Kansas City enters this contest with a 7-5 record against New Orleans.

• Kansas City has won the last three regular season games against the Saints and when playing at Caesars Superdome, the Chiefs are 4-2.

• Head Coach Andy Reid is 2-0 against the Saints while at the helm of the Chiefs and 5-4 (regular and postseason) against New Orleans throughout his head coaching career.

• QB Patrick Mahomes is 1-0 against the Saints, recording 254 passing yards and throwing three TDs to three different receivers in his debut against New Orleans in 2020.

### CHIEFS VS. SAINTS SERIES HISTORY (LAST 10 GAMES)

Date	Result	Of Note
11/21/1982*	L, 17-27	NO: Stabler threw for 129 yards and one TD.
09/08/1985*	W, 47-27	KC: Kenney had 397 passing yards and three TDs.
09/08/1991	L, 10-17	NO: Martin and Early combined for two TD receptions.
09/04/1994*	W, 30-17	KC: Montana threw for 315 yards and two TDs.
12/21/1997	W, 25-13	KC: Three QBs took the field, with a TD from Gannon.
11/14/2004*	L, 20-27	NO: McAllister rushed for 127 yards and a TD.
11/16/2008	L, 20-30	NO: Thomas and McAllister both rushed for a TD.
09/23/2012*	W, 27-24	KC: Charles recorded a 91-yard rushing TD.
10/23/2016	W, 27-21	KC: Santos had two FGs with a long of 41 yards.
12/20/2020*	W, 32-29	KC: Mahomes threw for 254 yards and three TDs.

\*Caesars Superdome

## CHIEFS HEAD COACH ANDY REID



Reid is in his 32nd NFL season, 25th as a head coach and 11th with the Chiefs. In his first ten seasons with the club, Reid tallied 117 regular season wins, more victories than any other head coach in franchise history in that timeframe. Reid's 69 wins at GEHA Field at Arrowhead Stadium passed Marty Schottenheimer for most wins at the home of the Chiefs (64). In 2019, Reid led the Chiefs to their first Super Bowl appearance and victory in 50 years, bringing the Lombardi Trophy back to Kansas City for the first time since the 1969 season. Additionally, the Chiefs 35-24 victory over the Tennessee Titans in the AFC Championship Game brought the Lamar Hunt Trophy to Kansas City for the first time ever. Under Reid, the Chiefs have made the playoffs nine of ten seasons, including a franchise best 14-2 record in 2020. Reid has led the Chiefs to back-to-back Super Bowl appearances (LIV and LV) and returned to the Super Bowl stage last season where they won Super Bowl LVII.

The Chiefs are now the first team in NFL history to host five-consecutive conference championship games (2018-22). The club has also earned seven-straight AFC West titles (2016-22) for the first time in franchise history. In 2015, the Chiefs won their first playoff game since 1994, defeating the Texans 30-0. The team finished 11-5 after a 1-5 start in 2015. It was the greatest turnaround in a single-season in NFL history. In 2013, Reid led the Chiefs to an 11-5 record marking the greatest single-season turnaround in franchise history after the team finished 2-14 in 2012.

Prior to joining the Chiefs, Reid led the Eagles to a 130-93-1 (.583) regular season record during his 14 seasons as head coach. He led the Eagles franchise to one Super Bowl appearance. When you include his time as an NFL assistant coach, his teams have made the playoffs 22 times (31-21 record), and he has coached in six Super Bowls, eight NFC Championships and five AFC Championships. Reid spent seven seasons as an assistant coach with the Green Bay Packers under Head Coach Mike Holmgren. Prior to joining the NFL ranks, Reid's final collegiate stop was the University of Missouri (1989-91). Prior to his stint with the Tigers, Reid spent two years working with the offensive line at the University of Texas - El Paso, and before that, he held the same position with Northern Arizona. In 1983, Reid took the position of offensive coordinator and offensive line coach at San Francisco State (1983-85). A tackle/guard at Brigham Young University from 1979-81, Reid entered the coaching ranks as a graduate assistant at BYU in 1982.

<b>NFL Head Coach:</b>	25th Year	<b>Record w/ KC:</b>	117-45 (.722)
<b>NFL Coach Overall:</b>	32nd Year	<b>Record w/ PHI:</b>	130-93-1 (.583)
<b>NFL Overall:</b>	269-154-1 (.635)	<b>Record vs. NO:</b>	5-4 (.556)
<b>Reg. Season:</b>	247-138-1 (.641)	<b>College:</b>	BYU ('81)
<b>Postseason:</b>	22-16 (.568)	<b>Hometown:</b>	Los Angeles, Calif.

### ANDY REID'S CAREER PATH

1979-82	BYU	Tackle/Guard ('79-81) Graduate Assistant ('82)
1983-85	San Francisco State	Offensive Coordinator Offensive Line
1986	Northern Arizona	Offensive Line
1987-88	Texas-El Paso	Offensive Line
1989-91	Missouri	Offensive Line
1992-98	Green Bay Packers	Tight Ends / Offensive Line ('92-96) Quarterbacks ('97-98)
1999-12	Philadelphia Eagles	Head Coach ('99-00) HC/Exec. V.P. Football Ops ('01-12)
2013-23	Kansas City Chiefs	Head Coach



### ANDY REID'S HARDWARE



## SAINTS HEAD COACH DENNIS ALLEN



Now in his 27th year in coaching and 21st in the NFL, Allen has played for, coached with and learned from some of the best coaches in all of football. He was recruited to play at Texas A&M by R.C. Slocum and in the NFL he honed his skills on the staff of Super Bowl XLIV champion head coach Sean Payton for 12 seasons and also for Super Bowl participants John Fox and Dan Reeves. Allen was promoted to head coach after spending six and a half seasons as the defensive coordinator of the Saints, a time when the team had five consecutive winning seasons and also captured four straight NFC South division titles from 2017-20. During his tenure as an assistant under Payton in New Orleans (2006-10, 2015-21), Allen has been part of staffs that have qualified for the playoffs seven times, captured the NFC South division title six times, reached the NFC Championship game three times and won the Super Bowl XLIV championship.

Allen's defenses have ranked in the top 10 in yards per game and in the top five in opponent points per game each of the past two seasons. During his 16 seasons coaching a position, serving as a defensive coordinator and as a head coach, he has coached 10 players to a total of 21 Pro Bowl selections. Allen served as the head coach of the Las Vegas Raiders (still the Oakland Raiders at the time) from 2012-14. In his second season, he guided a team that made significant improvement in several areas. Offensively, the Raiders ranked 12th in the NFL in rushing, improving 16 spots in league rankings from 2012 and sixth in yards per rush (4.6), improving 21 places in league rankings despite starting an NFL-high eight offensive line combinations due to injury. In 2011, Allen served as defensive coordinator of the Denver Broncos. He led a defense that helped the Broncos win the AFC West division crown and advance to the AFC Divisional round with an AFC Wild Card game victory.

During Allen's previous five-year tenure in New Orleans, he first served as assistant defensive line coach (2006-07) before being promoted to secondary coaching a position, serving as a defensive coordinator and as a head coach, he has coached 10 players to a total of 21 Pro Bowl selections. Allen served as the head coach of the Las Vegas Raiders (still the Oakland Raiders at the time) from 2012-14. In his second season, he guided a team that made significant improvement in several areas. Offensively, the Raiders ranked 12th in the NFL in rushing, improving 16 spots in league rankings from 2012 and sixth in yards per rush (4.6), improving 21 places in league rankings despite starting an NFL-high eight offensive line combinations due to injury. In 2011, Allen served as defensive coordinator of the Denver Broncos. He led a defense that helped the Broncos win the AFC West division crown and advance to the AFC Divisional round with an AFC Wild Card game victory.

<b>NFL Head Coach:</b>	5th Year	<b>Record w/ NO:</b>	7-10 (.412)
<b>NFL Coach Overall:</b>	21st Year	<b>Record w/ LV:</b>	8-28 (.222)
<b>NFL Overall:</b>	15-38-0 (.283)	<b>Record vs. KC:</b>	3-3 (.500)
<b>Reg. Season:</b>	15-38-0 (.283)	<b>College:</b>	Texas A&M ('95)
<b>Postseason:</b>	0-0 (.000)	<b>Hometown:</b>	Hurst, Texas

### DENNIS ALLEN'S CAREER PATH

1992-99	Texas A&M	Safety (92-95) Graduate Assistant ('96-99)
2000-01	Tulsa	Secondary Coach
2002-05	Atlanta Falcons	Defensive Quality Control ('02-03) Defensive Assistant ('04-05)
2006-10	New Orleans Saints	Assistant Defensive Line ('06-07) Secondary ('08-10)
2011	Denver Broncos	Defensive Coordinator
2012-14	Oakland Raiders	Head Coach
2015-23	New Orleans Saints	Defensive Coordinator ('15-21) Head Coach ('22-23)



### DENNIS ALLEN'S HARDWARE



# CHIEFS-SAINTS CONNECTIONS

## COLLEGE CONNECTIONS

Underline indicates a coach or administrative role (c/a).  
**Bold** indicates a connection from a current coach's former playing career.

	KC T Prince Tega Wanogho	2015-19
	NO (c/a) Kodi Burns	2019-20
	KC (c/a) Porter Ellett	2010-14
	NO RB Jamaal Williams	2012-14, 16
	NO QB Taysom Hill	2012-16
	KC WR Cornell Powell	2016-20
	KC WR Justyn Ross	2018-21
	NO DT Bryan Bresee	2020-22
	KC WR Kadarius Toney	2017-20
	KC OT Jawaan Taylor	2016-18
	KC RB La'Mical Perine	2016-19
	KC P Tommy Townsend	2016-19
	NO S Marcus Maye	2012-16
	NO (c/a) Todd Grantham	2018-21
	KC DT Derrick Nnadi	2014-17
	NO QB Jameis Winston	2012-14
	KC G Nick Allegretti	2014-18
	NO OL Alex Pihlstrom	2017-22
	KC S Mike Edwards	2015-18
	KC DT Phil Hoskins	2016-20
	KC T Darian Kinnard	2018-21
	NO WR Lynn Bowden	2017-19
	NO CB Lonnie Johnson Jr.	2017-18
	NO T Landon Young	2016-20
	KC (c/a) Donald D'Alesio	2020
	KC RB Clyde Edwards-Helaire	2017-19
	NO WR Jontre Kirkin	2017-21
	NO TE Foster Moreau	2015-18
	KC WR Kekoa Crawford	2016-17
	KC DE Mike Danna	2019
	NO C/G Cesar Ruiz	2017-19
	KC WR Richie James	2015-17
	NO (c/a) Kodi Burns	2015
	KC DT Chris Jones	2013-15
	KC LB Willie Gay	2017-19
	NO S Johnathan Abram	2017-18
	NO DB J.T. Gray	2014-17
	NO (c/a) Todd Grantham	2017
	KC LB Drue Tranquill	2014-19
	NO DE Isaiah Foskey	2019-22
	NO G Tommy Kraemer	2016-20
	NO DB Troy Pride	2016-19
	KC WR Justin Watson	2014-17
	NO DT Prince Emili	2016-21
	KC T Donovan Smith	2011-14
	NO TE Jesse James	2012-14
	KC S Justin Reid	2015-17
	NO DB Paulson Adebayo	2017-22
	KC T Lucas Niang	2016-19
	NO LB Ty Summers	2014-18
	KC P Tommy Townsend	2015
	KC G Trey Smith	2017-20
	KC G Jerome Carvin	2018-22
	KC OL Wanya Morris	2019-20
	NO DE Kyle Phillips	2015-18
	NO CB Alontae Taylor	2018-21
	NO (c/a) Kodi Burns	2021
	KC DE Charles Omenihu	2015-18
	KC QB Shane Buechele	2016-18
	KC S Anthony Cook	2018-22
	KC DT Keondre Coburn	2018-22
	NO DL Malcolm Roach	2016-19
	NO (c/a) Jordan Traylor	2016-17
	KC RB Deneric Prince	2018-19
	NO C/G Erik McCoy	2015-18
	KC QB Patrick Mahomes	2014-16
	NO WR Keke Coutee	2015-17
	KC LB Leo Chenal	2019-21
	NO LB Zack Baun	2015-19

## FORMER SAINTS

- Current Chiefs Defensive Coordinator Steve Spagnuolo spent one season (2012) in that same role with the Saints.
- Chiefs Outside Linebacker Coach was the Saints 2012 Secondary Coach.
- Center Austin Reiter spent a brief stint in 2021 with the Saints, he saw no game action.

## NFL CONNECTIONS

Underline indicates a coach or administrative role (c/a).  
**Bold** indicates a connection from a current coach's former playing career.

CHIEFS	SAINTS
QB Blaine Gabbert (2014-16)	(c/a) Bob Bicknell (2016)
TE Blake Bell (2015-16)	(c/a) Ronald Curry (2013-15) (c/a) Joe Woods (2019)
S Deon Bush (2016-21)	(c/a) Clancy Barone (2020-21)
(c/a) Matt Nagy (2018-21)	TE Jimmy Graham (2020-21) TE Jesse James (2021)
NT Danny Shelton (2015-17)	LB Demario Davis (2016)
T Donovan Smith (2015-22)	QB Jameis Winston (2015-19)
WR Justin Watson (2018-21)	
S Mike Edwards (2019-22)	
QB Blaine Gabbert (2019-22)	
DT Matt Dickerson (2021-22)	G Max Garcia (2019-22)
DE Daniel Wise (2020)	G Koda Martin (2021) S Tyrann Mathieu (2013-17) T Storm Norton (2020-22)
LB Drue Tranquill (2019-22)	
LB Cole Christiansen (2020-22)	
WR Ty Fryfogle (2022)	RB James Washington (2022)
C Austin Reiter (2021)	WR Kirk Merritt (2020-21)
DT Matt Dickerson (2022)	WR Bryan Edwards (2022)
Frankfurt Galaxy (NFL Europe)	(c/a) Bob Bicknell (1998-99)
(c/a) Steve Spagnuolo (1998)	
T Jawaan Taylor (2019-22)	LB Ty Summers (2022)
CB Lamar Jackson (2020-21)	S Marcus Maye (2017-21)
RB La'Mical Perine (2020-21)	DE Kyle Phillips (2019-21) DT Bradley Roby (2018-22)
NT Danny Shelton (2020)	TE Jesse James (2019-20)
WR Marquez Valdes-Scantling (2018-21)	TE Jimmy Graham (2018-19) LB Ty Summers (2019-21) RB Jamaal Williams (2017-20) CB Isaac Yiadom (2021)
TE Matt Bushman (2021)	S Johnathan Abram (2019-22)
DT Matt Dickerson (2021)	QB Derek Carr (2014-22)
T Sebastian Gutierrez (2022)	WR Bryan Edwards (2020-21) WR Foster Moreau (2019-22)
DE Charles Omenihu (2019-21)	(c/a) Jonathan Gannon (2009-11)
S Justin Reid (2018-21)	DE Robert Quinn (2011-17)
TE Blake Bell (2017-18)	RB Jake Bargas (2020-21)
RB Todd Pinkston (2006-07)	(c/a) Clancy Barone (2017-18)
WR Ihmir Smith-Marsette (2021)	LB Ryan Connelly (2020-22) T Storm Norton (2018) (c/a) Joe Woods (2006-13)

## FORMER CHIEFS

- Saints Senior Offensive Assistant Bob Bicknell first broke into the NFL with the Chiefs in 2007 as the assistant offensive line coach. He went on to serve as the offensive line coach and tight ends coach over the next two seasons.
- Peter Giunta, Saints Senior Defensive Assistant, was the Chiefs defensive backs coach from 2001-05.
- Tyrann Mathieu was a key to the Chiefs 2019 Super Bowl winning team as an anchor in the back of the defense. He spent three total seasons in Kansas City (2019-21) missing just one game in that span, totalling 13 interceptions and 3.0 sacks
- DT Khalen Saunders started his career in Kansas City from 2019-22. In 2022 he broke out with 48 tackles and 3.5 sacks.
- Defensive end Tanoh Kpassagnon spent the first four years of his career with the Chiefs playing in all 16 games each season, including 15 starts in his final season with the club (2020).
- Ugo Amadi spent a short stint with the Chiefs in 2022, seeing playing time in one game.

## WHAT TO WATCH FOR...

- **Head Coach Andy Reid** currently sits fifth in NFL history for combined regular season and postseason wins with 269. With a win in week one versus the Lions he would tie Tom Landry for fourth place all-time on the list.

- **QB Patrick Mahomes** is second in franchise history with 1,547 yards rushing as a quarterback trailing only Alex Smith. With 126 more rush yards he will become the franchise leader in that category.

- In their teams season opening game **Mahomes** is tied with Peyton Manning and Tom Brady for the most games with at least three touchdowns and no interceptions. With a three-plus touchdown game and no interception in the Chiefs opening game versus the Lions Mahomes will have the NFL record with six such games in just six attempts.

- In season openers **Mahomes** has thrown 18 touchdowns and zero interceptions. The most such touchdowns without an interception in season openers in NFL history.

- **Mahomes** and **TE Travis Kelce** currently sit at fourth all-time for most QB-TE touchdown connections with 46. They are just five behind QB Drew Brees and TE Jimmy Graham for third in NFL history.

- With 814 career receptions **Kelce** sits at fifth all-time in the NFL for career receptions as a tight end. With two receptions in the Chiefs opener he can pass TE Shannon Sharp for fourth all-time in that category.

- **Kelce** currently holds the second longest active streak of consecutive games with a pass reception with 143. Only WR DeAndre Hopkins has a longer active streak with 145. **Kelce's** streak is already the longest such streak in franchise history and the third longest in NFL history for a tight end just eight games behind TE Ozzie Newsome for second.

- With 72 career touchdowns scored **Kelce** ranks third in franchise history. With five more touchdowns, **Kelce** will surpass TE Tony Gonzalez for second place on the list.

- **Kelce** has scored 442 career points. That is third among non-kickers in Chiefs history (seventh overall). With 21 more points he will pass TE Tony Gonzalez for second most as a non-kicker (and sixth overall).

- **RB Jerick McKinnon** closed last season scoring touchdowns in six straight games. That streak is tied for the second longest streak of games with a touchdown in Chiefs history. With a touchdown in the Chiefs opening game, **McKinnon** can tie WR Dwyane Bowe for the longest streak in franchise history.

- **CB L'Jarius Sneed** has 6.5 career sacks, that is tied for second by a defensive back in Chiefs history. With two more sacks he can pass CB Ron Parker for the top spot on that list.

- **K Harrison Butker** has hit 23 field goals of 50+ yards since 2017. He is just one such field goal shy of breaking into the top five in that category, and only two away from fourth place.

- **K Tommy Townsend** is tied for third in franchise history with 62 punts inside the 20-yard line. With just one more such punt he will pass Bryan Barker to claim sole possession of the third spot in team history.



## CHIEFS ASSISTANT COACHES

### OFFENSIVE STAFF

**Matt Nagy**  
Offensive Coordinator

**Joe Bleymaier**  
Pass Game Coordinator

**Connor Embree**  
Wide Receivers

**David Girardi**  
Quarterbacks

**Andy Heck**  
Offensive Line

**Tom Melvin**  
Tight Ends

**Todd Pinkston**  
Running Backs

**Porter Ellett**  
Assistant Running Backs

**Corey Matthaei**  
Assistant Offensive Line

**Dan Williams**  
Offensive Quality Control/Asst. Quarterbacks

**Kevin Saxton**  
Offensive Assistant

### DEFENSIVE STAFF

**Steve Spagnuolo**  
Defensive Coordinator

**Joe Cullen**  
Defensive Line

**Donald D'Alesio**  
Safeties

**Brendan Daly**  
Linebackers

**Ken Flajole**  
Outside Linebackers

**Dave Merritt**  
Defensive Backs

**Terry Bradden**  
Assistant Defensive Line

**Alex Whittingham**  
Defensive Quality Control

**Rod Wilson**  
Defensive Assistant

### SPECIAL TEAMS STAFF

**Dave Toub**  
Assistant Head Coach/Special Teams Coordinator

**Andy Hill**  
Assistant Special Teams

### MISCELLANEOUS

**Ryan Reynolds**  
Head Strength & Conditioning/Director of Sports Science

**Greg Carbin**  
Assistant Strength and Conditioning

**Nick Cassetta**  
Assistant Strength and Conditioning

**Spencer Reid**  
Assistant Strength and Conditioning

**Mike Frazier**  
Statistical Analysis Coordinator

## CHIEFS WIN SUPER BOWL LVII



**CHIEFS SECURE FRANCHISE'S THIRD LOMBARDI TROPHY:** With the 38-35 victory in Super Bowl LVII, the Kansas City Chiefs captured the franchise's third Vince Lombardi Trophy (IV, LIV and LVII) and its second of the past four seasons. The Chiefs become one of 10 NFL teams with three or more Super Bowl championships.

**REID JOINS ELITE GROUP OF CHAMPIONSHIP COACHES:** With the 38-35 victory over the Eagles, Head Coach Andy Reid joins an exclusive fraternity of head coaches who have led their teams to multiple Super Bowl wins. Reid becomes the 14th coach to accomplish this feat and is one of two who are still actively coaching, joining New England's Bill Belichick. His two Super Bowl championships are tied for the fifth-most in NFL history.

### NFL RECORD BOOK

#### MOST SUPER BOWL CHAMPIONSHIPS, HEAD COACH

1.	6	Bill Belichick
2.	4	Chuck Noll
3t.	3	Bill Walsh Joe Gibbs
5t.	2	Vince Lombardi Tom Flores Jimmy Johnson George Seifert Mike Shanahan Tom Coughlin Bill Parcells Tom Landry Don Shula Andy Reid

The victory marked the 12th postseason win for Andy Reid as head coach of the Kansas City Chiefs (2013-22), extending his franchise record. With 10 postseason victories as the head coach of the Philadelphia Eagles from 1999-2012, he is the only head coach in NFL history to have 10 or more postseason wins with two different franchises. His 22 total postseason wins are the second-most postseason wins in NFL history, trailing only Bill Belichick's NFL record of 31 playoff wins.

### CHIEFS RECORD BOOK

#### MOST POSTSEASON WINS, HEAD COACH

1.	12	Andy Reid	2013-22
2.	5	Hank Stram	1960-74
3.	3	Marty Schottenheimer	1989-98

### NFL RECORD BOOK

#### MOST POSTSEASON WINS, HEAD COACH

1.	31	Bill Belichick	1991-22
2.	22	Andy Reid	1999-22
3.	20	Tom Landry	1960-88
4.	19	Don Shula	1963-95
5.	17	Joe Gibbs	1981-07

The game marked Reid's 38th career postseason game as an NFL head coach. He sits in second place for most career games as an NFL head coach, trailing only Bill Belichick's 44 postseason games as an NFL head coach.

### NFL RECORD BOOK

#### MOST POSTSEASON APPEARANCES, HEAD COACH

1.	44	Bill Belichick
2.	38	Andy Reid
3t.	36	Tom Landry Don Shula
5t.	24	Joe Gibbs Chuck Noll Mike Holmgren

### KELCE AND WINCHESTER SET NEW POSTSEASON APPEARANCE

**RECORD:** With appearances in the AFC Championship Game vs. Cincinnati, TE Travis Kelce and LS James Winchester both recorded their 18th postseason game in a Chiefs uniform, extending their franchise record. K Harrison Butker and DT Chris Jones each appeared in their 15th career postseason game with the Chiefs, moving into a tie for the third-most postseason appearances in team annals. QB Patrick Mahomes and DT Derrick Nnadi each appeared in their 14th career postseason game for the club, tying for sixth-most in franchise history.

## SUPER BOWL LVII GAME NOTES: CHIEFS 38 - EAGLES 35

### CHIEFS RECORD BOOK

#### MOST GAMES PLAYED, POSTSEASON, CAREER (ALL 10+)

1t.	18	Travis Kelce	2013-22
		James Winchester	2015-22
3t.	15	Daniel Sorensen	2014-21
		Harrison Butker	2017-22
		Chris Jones	2016-22
6t.	14	Patrick Mahomes	2017-22
		Derrick Nnadi	2018-22
8t.	13	Tyreek Hill	2016-21
		Demarcus Robinson	2016-21
		Anthony Sherman	2013-20

#### **MAHOMES SECURES SECOND MOST VALUABLE PLAYER AWARD:**

QB Patrick Mahomes completed 21 of 27 passes for 182 yards with three touchdowns and no interceptions, good for a 131.8 passer rating. His performance earned him his second career Pete Rozelle Trophy as the Super Bowl's Most Valuable Player. It marked his 10th career postseason game with a 100.0+ passer rating, tying for third-most in NFL history. His 131.8 passer rating is the third-best single-game mark in club postseason history. With his three touchdown passes, he now owns 35 career postseason passing touchdowns, eighth-most in NFL history. His three passing touchdowns tie for the fourth-most in a single postseason game in franchise history. His 77.8 completion percentage ranks as the highest completion percentage in a postseason game in team history.

### NFL RECORD BOOK

#### MOST GAMES WITH 100.0+ PASSER RATING, POSTSEASON

1.	19	Tom Brady	2000-22
2.	12	Joe Montana	1979-94
3t.	10	Aaron Rodgers	2005-22
		Patrick Mahomes	2017-22
5t.	9	Brett Favre	1991-10
		Russell Wilson	2012-22

### CHIEFS RECORD BOOK

#### HIGHEST PASSER RATING, GAME, POSTSEASON

1.	138.2	Patrick Mahomes vs. Pittsburgh	Jan. 16, 2022
2.	134.6	Patrick Mahomes vs. Houston	Jan. 12, 2020
3.	131.8	Patrick Mahomes vs. Philadelphia	Feb. 12, 2023
4.	127.6	Patrick Mahomes vs. Buffalo	Jan. 24, 2021
5.	124.8	Len Dawson at Buffalo	Jan. 1, 1967

### NFL RECORD BOOK

#### MOST TOUCHDOWN PASSES, POSTSEASON, CAREER

1.	88	Tom Brady
2t.	45	Joe Montana
		Aaron Rodgers
4.	44	Brett Favre
5.	40	Peyton Manning
6.	37	Drew Brees
7.	36	Ben Roethlisberger
8.	35	Patrick Mahomes
9.	32	Dan Marino
10.	31	Kurt Warner

### CHIEFS RECORD BOOK

#### HIGHEST COMPLETION PERCENTAGE, POSTSEASON, GAME (MIN. 15 COMP.)

1.	77.8	Patrick Mahomes vs. Philadelphia	Feb. 12, 2023
2.	77.3	Alex Smith vs. Houston	Jan. 9, 2016
3.	76.9	Patrick Mahomes vs. Pittsburgh	Jan. 16, 2022
4.	76.3	Patrick Mahomes vs. Buffalo	Jan. 24, 2021
5.	75.0	Patrick Mahomes vs. Buffalo	Jan. 23, 2022

**MAHOMES AND KELCE COMBINE FOR ANOTHER SCORE:** QB Patrick Mahomes found TE Travis Kelce for an 18-yard touchdown to get the Chiefs on the board in Super Bowl LVII. The pitch-and-catch marked the 14th touchdown connection between the pair. The two sit in second place behind only QB Tom Brady and TE Rob Gronkowski, who own 15 total touchdown connections.

### NFL RECORD BOOK

#### MOST QB-TE TOUCHDOWN CONNECTIONS, POSTSEASON

1.	15	Tom Brady – Rob Gronkowski
2.	14	Patrick Mahomes – Travis Kelce
3.	12	Joe Montana – Jerry Rice
4.	10	Brett Favre – Antonio Freeman

**KELCE EXTENDS RECEPTION STREAK:** With six receptions in the game, TE Travis Kelce recorded his 18th consecutive postseason game with three or more receptions, accomplishing the feat in every postseason game of his career. His streak of 18 games with three or more receptions sits as an NFL postseason record. He finished the game with 81 yards and one touchdown on the six catches.

### NFL RECORD BOOK

#### MOST CONSECUTIVE POSTSEASON GAMES, 3 OR MORE PASS RECEPTIONS

1.	18	Travis Kelce	Jan. 9, 2016 – Jan. 29, 2023
2.	16	Jerry Rice	Dec. 29, 1985 – Jan. 7, 1995
3.	14	Julian Edelman	Jan. 11, 2014 – Jan. 4, 2020
4t.	12	Wes Welker	Jan. 12, 2008 – Feb. 2, 2014
		Jay Novacek	Jan. 5, 1992 – Jan. 28, 1996

**KELCE FINDS PAYDIRT, MOVES UP NFL TOUCHDOWN CHARTS:** With an 18-yard touchdown reception in the game, TE Travis Kelce now owns 16 career touchdown catches, extending his postseason franchise record for receiving touchdowns. He has passed TE Rob Gronkowski (15) for the most touchdown catches by a tight end in NFL postseason history and is now in sole possession of the second-most touchdown receptions by any pass catcher in postseason history, trailing only PFHOF WR Jerry Rice's 22 touchdown receptions.

### CHIEFS RECORD BOOK

#### MOST RECEIVING TOUCHDOWNS, POSTSEASON, CAREER

1.	16	Travis Kelce (18 games)	2013-22
2.	5	Tyreek Hill (13 games)	2016-21
3.	4	Damien Williams (5 games)	2018-19
4.	3	Byron Pringle (9 games)	2018-21
5t.	2	Otis Taylor (7 games)	1965-75
		Fred Jones (3 games)	1990-93
		J.J. Birden (8 games)	1990-94
		Tony Gonzalez (3 games)	1997-08
		Albert Wilson (3 games)	2014-16
		Marquez Valdes-Scantling (3 games)	2022

### NFL RECORD BOOK

#### MOST TOUCHDOWNS, POSTSEASON, CAREER, TIGHT END

1.	16	Travis Kelce	Kansas City
2.	15	Rob Gronkowski	New England/Tampa Bay
3t.	7	Vernon Davis	San Francisco/Denver
		Dave Casper	Houston/Oakland
5t.	6	Keith Jackson	Philadelphia/Miami/Green Bay
		Jay Novacek	Dallas

### NFL RECORD BOOK

#### MOST RECEIVING TOUCHDOWNS, POSTSEASON, CAREER

1.	22	Jerry Rice	1985-04
2.	16	Travis Kelce	2013-22
3.	15	Rob Gronkowski	2010-21
4.	12	John Stallworth	1974-87
5t.	10	Fred Biletnikoff	1965-78
		Larry Fitzgerald	2004-20
		Antonio Freeman	1995-03
		Randy Moss	1998-12
		Hines Ward	1998-11

The first-quarter touchdown reception marked Kelce's fourth of the 2022 postseason. His four trips to the endzone this postseason tie him for the second-most touchdown receptions by a tight end in a single postseason in NFL history. He ties his own mark of four from the 2019 postseason as well as Vernon Davis's four from the 2011 postseason. He also had three postseason touchdown receptions in 2020 and 2021.



**NFL RECORD BOOK****MOST TOUCHDOWN RECEPTIONS, SEASON, POSTSEASON**

1.	5	Dave Casper	1977
2t.	4	Travis Kelce	2022
		Travis Kelce	2019
		Vernon Davis	2011
5t.	3	Travis Kelce	2020
		Travis Kelce	2021
		Brent Celek	2008
		Jimmy Graham	2011
		Rob Gronkowski	2017
		Rob Gronkowski	2011
		Rob Gronkowski	2015
		Rob Gronkowski	2014
		Brent Jones	1989
		Steve Junker	1957
		Dustin Keller	2009
		Dennis Pitta	2012
		Dalton Schultz	2022

**PACHECO FINDS PAYDIRT:** Rookie RB Isiah Pacheco recorded a one-yard touchdown run to open the game's second half. It marked the first postseason touchdown of his career. Pacheco finished the game with 15 carries for 76 yards with the one-yard touchdown.

**SAUNDERS DROPS HURTS:** DT Khalen Saunders recorded a one-yard sack of Eagles QB Jalen Hurts in the game's third quarter. This is his first career postseason sack, and he now owns 5.5 sacks on his career (regular season and postseason). Saunders finished tonight's game with two tackles (one solo) and one sack.

**ONEY HAULS IN TOUCHDOWN CATCH:** WR Kadarius Toney caught a five-yard touchdown pass from QB Patrick Mahomes in the fourth quarter of the game. It marks Toney's first-career postseason touchdown. He finished the game with one catch for five yards and a touchdown.

**MOORE GRABS FIRST TOUCHDOWN:** Rookie WR Sky Moore recorded a four-yard touchdown in the fourth quarter of the game. It marked his first receiving touchdown of the year, regular season or postseason. Moore finished the game with the one touchdown catch for four yards.

**BOLTON SCOOPS AND SCORES:** LB Nick Bolton recovered a fumble of Eagles QB Jalen Hurts and returned it for a 36-yard touchdown. This is Bolton's first-career postseason touchdown and his second postseason fumble recovery, with both coming in the 2022 playoffs. With one fumble recovery for a touchdown in the regular season (86 yards at Denver, 1/8/22), he now owns three total fumble recoveries with two of them going for touchdowns. It marked the club's defensive touchdown in a postseason game. Bolton finished tonight's game with a game-high nine tackles (eight solo) and the one fumble recovery for a touchdown.

**CHENAL RECORDS SACK:** Rookie LB Leo Chenal was credited with a one-yard sack of Philadelphia QB Jalen Hurts, recording his first-career postseason sack. He finished the game with six tackles (four solo), including one tackle for loss, to go with the sack.

**BUTKER MOVES UP POSTSEASON POINTS CHART:** K Harrison Butker scored eight points in tonight's game on one field goal and five PATs. He now owns 117 career postseason points, moving into 10th place in NFL history for most postseason points by any player in NFL history. His 117 points are the seventh-most by a kicker in NFL postseason history.

**NFL RECORD BOOK****MOST POINTS, POSTSEASON, CAREER (ALL PLAYERS WITH 100+ POINTS)**

1.	238	Adam Vinatieri	1996-19
2.	212	Stephen Gostkowski	2006-20
3.	175	David Akers	1998-13
4.	163	Mason Crosby	2007-22
5.	153	Gary Anderson	1982-04
6.	132	Jerry Rice	1985-04
7t.	126	Emmitt Smith	1990-04
		Thurman Thomas	1988-00
		Robbie Gould	2005-22
10.	117	Harrison Butker	2017-22

**BY THE NUMBERS****5**

Super Bowl Appearances

**9**

AFL/AFC Championship Appearances

**13**

AFC West Championships

**521**

Regular Season Franchise Wins

**13**

Pro Football Hall of Famers

**52**

Chiefs Hall of Famers (Includes D. Hall)

**241**

Number of Chiefs wins vs. AFC West opponents, the most of any other AFC West team in intra-division affairs (reg. and postseason combined)

**10**

Retired Chiefs numbers

**64**

The club is in its 64th season of existence

**82,893**

Largest crowd (regular season)

**142.2**

Decibel level at GEHA Field at Arrowhead

**269**

Games won by Head Coach Andy Reid

**25.2**

Average Age of the Current Chiefs Roster

**5**

Walter Payton Man of the Year Recipients

**52**

Seasons at GEHA Field at Arrowhead Stadium

## CHIEFS 2023 SCHEDULE

### PRESEASON SCHEDULE

Date	Opponent	Time	Results
Sunday, Aug. 13	at New Orleans Saints	12:00 p.m.	
Saturday, Aug. 19	at Arizona Cardinals	7:00 p.m.	
Saturday, Aug. 26	Cleveland Browns	12:00 p.m.	

### REGULAR SEASON SCHEDULE

Date	Opponent	Time	Result
Thursday, Sept. 7	Detroit Lions	7:20 p.m.	
Sunday, Sept. 17	at Jacksonville Jaguars	12:00 p.m.	
Sunday, Sept. 24	Chicago Bears	3:25 p.m.	
Sunday, Oct. 1	at New York Jets	7:20 p.m.	
Sunday, Oct. 8	at Minnesota Vikings	3:25 p.m.	
Thursday, Oct. 12	Denver Broncos	7:15 p.m.	
Sunday, Oct. 22	Los Angeles Chargers	3:25 p.m.	
Sunday, Oct. 29	at Denver Broncos	3:25 p.m.	
Sunday, Nov. 5	Miami Dolphins (Germany)	8:30 a.m.	
Sunday, Nov. 12	BYE WEEK	-----	-----
Monday, Nov. 20	Philadelphia Eagles	7:15 p.m.	
Sunday, Nov. 26	at Las Vegas Raiders	3:25 p.m.	
Sunday, Dec. 3	at Green Bay Packers	7:20 p.m.	
Sunday, Dec. 10	Buffalo Bills	3:25 p.m.	
Monday, Dec. 18	at New England Patriots	7:15 p.m.	
Monday, Dec. 25	Las Vegas Raiders	12:00 p.m.	
Sunday, Dec. 31	Cincinnati Bengals	3:25 p.m.	
Sat/Sun Jan. 6/7	at Los Angeles Chargers	TBD	

\*All times CT\*



## CHIEFS ALL-TIME VS. AFC WEST OPPONENTS

### OVERALL (REG. SEASON)

Team	Record	Pct.	Longest Win Streak
Denver	71-54-0	.568	15 (2015-Current)
LA Chargers	67-57-1	.540	9 (2014-2018)
Las Vegas	70-53-2	.568	9 (2003-2007)

### AT HOME (REG. SEASON)

Team	Record	Pct.	Longest Win Streak
Denver	43-19-0	.694	14 (1960-1973)
LA Chargers	37-26-0	.587	7 (1997-2003)
Las Vegas	37-25-1	.595	10 (1989-1998)

### ON THE ROAD (REG. SEASON)

Team	Record	Pct.	Longest Win Streak
Denver	28-35-0	.444	8 (2015-Current)
LA Chargers	30-31-1	.492	9 (2014-Current)
Las Vegas	33-28-1	.540	7 (2003-2009)

## 2022 AFC WEST STANDINGS

Team	W	L	Pct.	PF	PA	Streak
z--Kansas City Chiefs	14	3	.824	496	369	Won 5
y--Los Angeles Chargers	10	7	.588	391	384	Lost 1
Las Vegas Raiders	6	11	.353	395	418	Lost 3
Denver Broncos	5	12	.294	287	359	Won 1

## CHIEFS 2022 SCHEDULE

### PRESEASON SCHEDULE

Date	Opponent	Time	Results
Saturday, Aug. 13	at Chicago Bears	12:00 p.m.	L, 14-19
Saturday, Aug. 20	Washington Commanders	3:00 p.m.	W, 24-14
Thursday, Aug. 25	Green Bay Packers	7:00 p.m.	W, 17-10

### REGULAR SEASON SCHEDULE

Date	Opponent	Time	Result
Sunday, Sept. 11	at Arizona Cardinals	3:25 p.m.	W, 44-21
Thursday, Sept. 15	Los Angeles Chargers	7:15 p.m.	W, 27-24
Sunday, Sept. 25	at Indianapolis Colts	12:00 p.m.	L, 17-20
Sunday, Oct. 2	at Tampa Bay Buccaneers	7:20 p.m.	W, 41-31
Monday, Oct. 10	Las Vegas Raiders	7:15 p.m.	W, 30-29
Sunday, Oct. 16	Buffalo Bills	3:25 p.m.	L, 20-24
Sunday, Oct. 23	at San Francisco 49ers	3:25 p.m.	W, 44-23
Sunday, Oct. 30	BYE WEEK	-----	-----
Sunday, Nov. 6	Tennessee Titans	7:20 p.m.	W, 20-17
Sunday, Nov. 13	Jacksonville Jaguars	12:00 p.m.	W, 27-17
Sunday, Nov. 20	at Los Angeles Chargers	7:20 p.m.	W, 30-27
Sunday, Nov. 27	Los Angeles Rams	3:25 p.m.	W, 26-10
Sunday, Dec. 4	at Cincinnati Bengals	3:25 p.m.	L, 24-27
Sunday, Dec. 11	at Denver Broncos	3:05 p.m.	W, 34-28
Sunday, Dec. 18	at Houston Texans	12:00 p.m.	W, 30-24
Saturday, Dec. 24	Seattle Seahawks	12:00 p.m.	W, 24-10
Sunday, Jan. 1	Denver Broncos	12:00 p.m.	W, 27-24
Saturday, Jan. 7	at Las Vegas Raiders	3:30 p.m.	W, 31-13
Saturday, Jan. 21	Jacksonville Jaguars (DIV)	3:30 p.m.	W, 27-20
Sunday, Jan. 29	Cincinnati Bengals (AFC)	5:30 p.m.	W, 23-20
Sunday, Feb. 12	Philadelphia Eagles (SB)	5:30 p.m.	W, 38-35



## 2022 CHIEFS OFFENSIVE RANKINGS

Category	NFL Rank	Value
10-Play Drives	T-5th	37 drives
Pct. of 1st Down Plays of 4+ Yards	2nd	53.2%
Avg. 1st Down Yardage	5th	6.03 yards
1st and Goal Inside 5 Drives	T-2nd	25 drives
2nd Down Conversion Pct.	1st	42.2%
3 and Out Drive Pct.	8th	16.8%
3rd Down Conversion Pct.	2nd	48.7%
3rd and 10+ Yard Conversion Pct.	1st	41.9%
3rd and > 6 Yard Conversion Pct.	1st	45.0%
3rd and 4 - 6 Yard Conversion Pct.	6th	51.1%
4th Down Conversion Pct.	2nd	75.0%
4th and 1 Conversion Pct.	T-6th	80.0%
4th and < 4 Yard Conversion Pct.	T-4th	80.0%
Avg. Yards to Go on 2nd Down	1st	7.05 yards
Passer Rating in Blitz Situations	1st	120.79 rating
Points on First Off. Poss. of 2nd Half	2nd	61 points
Completions of 20+ Yards	1st	73 completions
Avg. Starting Field Position - Away	10th	29.4 yard line
First Downs Made	1st	408 first downs
Goal-to-Go Drives	1st	47 drives
Goal-to-Goal Touchdown Efficiency	8th	78.7%
Inside 30 Touchdown Efficiency	2nd	62.4%
Net Passing Yards per Game	1st	297.8 yards
Offensive Points Scored	1st	480 points
Offensive Scoring Efficiency	1st	46.4%
Opp. Fumble Returns of 20+ Yards	T-1st	0 returns
Opp. INT Returns of 20+ Yards	T-5th	2 returns
Overall Passer Rating	1st	104.7 rating
Yards Per Game	1st	413.6 yards
Passing First Downs Made	1st	272 first downs
Yards After Catch	1st	2,701 yards
Pct. of 1st Down Pass for 4+ Yards	7th	55.8%
Passer Rating on Atts. 21+ Air Yards	9th	104.8 rating
Penalties Accepted Against	7th	87 penalties
Plays of 10+ Yards	1st	257 plays
Plays of 20+ Yards	1st	83 plays
Plays of 20+ Yards (Past 8 games)	T-4th	35 plays
Gross Punting Avg.	2nd	50.4 yards
Red Zone 3rd Down Conversion Pct.	7th	47.8%
Red Zone Drives	1st	72 drives
Red Zone Touchdown Efficiency	2nd	69.4%
Red Zone Successful Play Pct.	4th	53.4%
Non-Kneel Rushes for Negative Yards	1st	19 rushes
Avg. Rushing Yards on 2nd Down	9th	4.94 yards
Pct. of Rushes Gaining 4+ Yards	10th	48.0%
Pct. of 1st Down Rush Gain 4+ Yards	8th	50.2%
Total Points Scored	1st	496 points
Scoring Differential	4th	+127 points
Offensive Touchdowns	1st	59 touchdowns
Drives Start Inside Opp.'s 50-Yd Line	T-10th	20 drives
Successful Play Percentage	1st	56.1%
Times Sacked	3rd	26.0 sacks
Points Per Game	1st	29.2 points
Total Points Scored (Past 8 Games)	5th	226 points
Touchdown Drives	1st	59 drives
Yards Per Game	1st	413.6 yards
Yards Per Play	1st	6.43 yards
Yards Per Play Inside 30	2nd	4.27 yards
Yards Per Play In Red Zone	5th	3.40 yards

## 2022 CHIEFS DEFENSIVE RANKINGS

Category	NFL Rank	Value
1st and Goal Inside 5 Takeaways	T-4th	1 takeaway
Avg. Margin of Defeat	2nd	3.33 points
Points on Opp. 1st Off. Possession	T-7th	26 points
Interception Returns of 20+ Yards	T-8th	4 returns
Miscellaneous Touchdowns Allowed	T-1st	0 touchdowns
Opp. Avg. Starting Field Pos. - Home	10th	27.4 yard line
Opp. Yards Lost on Negative Plays	2nd	-516 yards
Opp. Punt Returns of 20+ Yards	T-5th	1 return
Opp. Two-Point Conversion Pct.	T-6th	33.3%
Opp. 3rd and 4 - 6 Yd Conversion Pct.	8th	38.8%
Opp. 3rd and < 4 Yard Conversion Pct.	10th	56.2%
Opp. Completions of 20+ Yards	T-8th	45 completions
Opp. Pct. of 1st Down Pass for 4+ Yds	6th	48.6%
Opp. Rushing Plays of 10+ Yards	9th	46 rushes
Opp. Rushing Plays of 20+ Yards	5th	7 rushes
Opp. Rushing Plays of 50+ Yards	T-10th	1 rush
Opp. Scoring Outside Red Zone	6th	80 points
Opp. Avg. Yards by Down	8th	5.10 yards
Opp. Avg. Yardage on 1st Down	4th	4.89 yards
Opp. Kickoff Touchback Percentage	8th	54.3%
Opp. Plays of 20+ Yards	T-5th	52 plays
Opp. Plays of 20+ Yds (past 8 games)	2nd	18 plays
Opp. Punt Return Avg.	10th	8.0 yards
Opp. Rushing Yards Per Game	8th	107.2 yards
Opp. Yards Per Play	8th	5.10 yards
Penalties Accepted Against Opponent	T-10th	98 penalties
Red Zone Takeaways	T-2nd	4 takeaways
Sacks	2nd	55.0 sacks
Opp. Drives Starting Inside KC's 50	T-9th	15 drives



## 2023 KANSAS CITY CHIEFS DRAFT CLASS

The Chiefs selected seven players in the 2023 NFL Draft.

**DE Felix Anudike-Uzomah** was taken in the first round by the Chiefs with the No. 31 overall pick. Anudike-Uzomah is a Kansas City native and attended Kansas State University. There, he saw time in 32 games with 27 starts. He finished his Wildcat career tied for sixth in school history in career sacks (20.5), while he tied for fourth in career forced fumbles (eight). This made him the second player in school history to tally three games with 3.0 or more sacks (DL Nyle Wiren). Anudike-Uzomah left college football ranking fourth nationally and topped the Big 12 among active players in forced fumbles per game (0.25).

**WR Rashee Rice** was selected by the Kansas City Chiefs in the second round with the 55th pick overall. Rice played in 44 games and started 33 for the SMU Mustangs. In four years (2019-22), Rice hauled in 233 passes for 3,111 yards and 25 touchdowns. He led the FBS in receiving yards per game (112.9) in 2022. Rice's 1,355 receiving yards (third) and 8.0 receptions per game (fifth) were top five in the nation during his senior year (2022). Also, in 2022, he was 13th nationally with 10 receiving TDs and left SMU holding the single-season receiving yards record (1,355 yards in 2022).

**OL Wanya Morris** was picked up in the third round by Kansas City with the 92nd overall pick. Morris spent the 2019-20 seasons at Tennessee before transferring to Oklahoma for 2021-22 seasons. He played in 37 career games (15 at Oklahoma) and made 27 starts (eight at OU). While at Tennessee in 2020, he allowed two sacks on 195 pass-blocking plays according to PFF and was flagged for just three penalties on 398 total snaps. During his true-freshman year at Tennessee in 2019, he helped pave the way for a season-high 297-yard rushing performance against Vanderbilt (11/30), helped protect Jarrett Guarantano at Missouri when the quarterback became the third Volunteer to ever pass for 400 yards (11/23) and started at left tackle vs. Georgia State (8/31) to become first Tennessee true freshman offensive lineman to start in a season opener since 2017.

**DB Chamarrri Conner** was picked up in the fourth round by Kansas City with the 119th overall pick. Conner played in 61 games (started 57) in five seasons (2018-22) for Virginia Tech. He recorded 314 tackles (207 solo), 21 tackles for loss (-110.0 yards), 7.5 sacks (-73.0 yards), four interceptions returned for 20 yards, 23 passes defended, four forced fumbles and one block. Conner finished his college career ranked 10th all-time at VT in career tackles.

**DE BJ Thompson** was picked up in the fifth round by Kansas City with the 166th overall pick. Thompson transferred to Stephen F. Austin, where he had to sit out during the 2019 season due to NCAA rules. He recorded 20.0 sacks in three seasons (2020-22) with the Lumberjacks. In 2022, Thompson was a first-team All-WAC selection, leading the team with 5.0 sacks along with 25 tackles, 6.5 for loss and three forced fumbles in 11 starts. He originally committed to Baylor, playing two seasons there (2017-18) and seeing action in 19 games (three starts). As a Bear, he accumulated 18 tackles, 6.5 TFLs, 4.0 sacks, three quarterback pressures, one pass breakup and three blocked kicks.

**DT Keondre Coburn** was picked up in the sixth round by Kansas City with the 194th overall pick. Coburn, a five-year defensive lineman who played in 51 career games and started 45 times at Texas was named second-team All-Big 12 by the league's coaches and the AP in 2022. Also, he was a 2022 third-team All-Big 12 Preseason selection by Athlon Sports. He was named preseason fourth-team All-Big 12 by Phil Steele in 2022. Adding on, he was named All-Big 12 honorable mention in 2020 and 2021. A first-team preseason All-Texas selection by Dave Campbell's Texas Football Magazine in 2020. Furthermore, he made the All-Big 12 Preseason selection by Phil Steele in 2019 and 2020.

**CB Nic Jones** was picked up in the seventh round by Kansas City with the 250th overall pick. Jones played in 37 games at Ball State (2019-22) and notched 64 tackles (49 solo), one tackle for loss, three interceptions returned for 12 yards, 22 passes defended and two blocks. In addition, he returned five kicks for 94 yards. In 2019, he received the Ball State John Hodge Award given to the team's most outstanding freshman.

## CHIEFS HALL OF FAME INDUCTEE - DANTE HALL

Dante Hall spent seven seasons with the Kansas City Chiefs (2000-06), appearing in 97 games (10 starts) which is tied for the seventh most by a wide receiver in franchise history. Hall was named to two-straight Pro Bowls and All-Pro teams following the 2002-03 seasons, becoming the second player in Chiefs history to garner a Pro Bowl selection as a return specialist. Hall was named AFC Special Teams Player of the Week seven times, the most of any player in Chiefs history. He was also named first-team NFL 2000s All-Decade Team as a punt returner and second-team NFL 2000s All-Decade Team as a kick returner.

He returned 360 kicks for 8,644 yards with six touchdowns and 188 punts for 1,882 yards with five touchdowns. His 11 total return touchdowns are a franchise best, and he sits at – or near the top – of virtually every Chiefs career, season and single-game record list as a return specialist. Hall accumulated 1,615 receiving yards on 145 receptions with nine touchdowns and 215 rushing yards on 47 attempts. His 12,356 combined yards ranks first in franchise history.



"My family and I are delighted to announce Dante as this year's inductee into the Chiefs Hall of Fame," Chiefs Chairman and CEO Clark Hunt said. "It's not every day you get to witness a generational talent at the returner position, but Chiefs Kingdom was blessed to witness Dante's talent for seven seasons. His quickness, agility and pure athleticism as a returner and wide receiver cemented him as one of the franchise's greats. Following his playing career, Dante joined the Kansas City Ambassador program and has been an active participant in the brand's international expansion efforts. We are looking forward to celebrating Dante's Hall of Fame induction at GEHA Field at Arrowhead Stadium this fall."



## NEW TO THE KINGDOM

Since the beginning of 2023, the Kansas City Chiefs signed a number of veteran players to bolster the roster.

Pos.	Name	Last Team	How Acquired
S	Mike Edwards	Tampa Bay	FA-23
WR	Ty Fryfogle	Dallas	FA-23
QB	Blaine Gabbert	Tampa Bay	FA-23
T	Donovan Smith	Tampa Bay	FA-23
WR	Richie James	NY Giants	FA-23
WR	Kekoa Crawford	Indianapolis	FA-23
DE	Charles Omenihu	San Francisco	FA-23
T	Jawaan Taylor	Jacksonville	FA-23
LB	Drue Tranquill	LA Chargers	FA-23

## HEAD COACH ANDY REID NOTES

### REID CAREER HIGHLIGHTS

- Career record of 247-138-1 in the regular season, as well as a 22-16 postseason record. Reid's 269 combined wins rank fifth-most in NFL history and second among active coaches in regular season and postseason wins. He has defeated all 32 NFL teams as a head coach. His 117 reg. season wins in his first 10 seasons with KC are more than any other head coach in franchise history (162 games). Reid owns a .641 regular season winning percentage and a .635 career winning percentage.

- The Chiefs have won seven-straight AFC West titles (2016-22) for the first time in franchise history. Kansas City earned the No. 1 seed in the AFC in the 2018 season, and defeated the Colts to advance to the AFC Championship game. In 2019, as the No. 2 seed, the Chiefs defeated the Texans, 51-31 to advance and host the AFC title game for the second year in a row for the first time in franchise history. KC defeated the Titans to advance to Super Bowl LIV. The Chiefs defeated the 49ers in Super Bowl LIV for Reid's first Super Bowl victory as a head coach and KC's first SB victory in 50 years. Once again, KC earned the number one seed in 2020, finishing with a franchise-best 14-2 record. In 2021, the Chiefs defeated Buffalo to advance to the AFC Championship Game, with Reid becoming the first to coach in four-straight home AFC Championship Games. In 2022, KC finished the regular season 14-3, earning the No. 1 seed. KC defeated the Jacksonville Jaguars, 27-20 to advance and host its fifth-straight AFC Championship Game. The Chiefs defeated the Bengals, 23-20 to advance and win Super Bowl LVII against the Philadelphia Eagles, 38-35.

- A 12-4 record in 2016 earned KC the number two seed and a first-round bye in the playoffs. Reid guided Kansas City to it's first playoff win in 22 years in 2015. The club finished 11-5 after a 1-5 start, the greatest turnaround in a single season in NFL history. The 2013 Chiefs, led by Head Coach Andy Reid, orchestrated the greatest single-season turnaround in franchise history after an 11-5 finish. In 2012, the team finished 2-14, a +9 turnaround in his first season with the club. During Reid's 14 seasons in Philadelphia, his teams made the postseason nine times, which ranked third in the NFL behind Indianapolis' 12 and New England's 10.

- Including his time as an assistant coach, Reid's teams have now made 24 playoff appearances, as well as six Super Bowl appearances after playing in a combined eight NFC Championships and four AFC Championships. He won Super Bowl XXXI as an assistant in Green Bay and Super Bowl LIV, and Super Bowl LVII as the head coach in Kansas City. Reid owns three NFC titles, two AFC titles and 16 division titles in his career dating back to his days as an assistant. He mentored Hall of Fame quarterback Brett Favre while with the Packers along with QB Donovan McNabb with the Eagles.

### REID VIA THE NFL DRAFT - HIS 1ST ROUND PICKS

Chiefs Head Coach Andy Reid has made 20 first-round selections as a head coach in the NFL.

Yr.	No. (Overall)	Selection (School)
1999	2	QB Donovan McNabb (Syracuse)
2000	6	DT Corey Simon (Florida State)
2001	25	WR Freddie Mitchell (UCLA)
2002	26	CB Lito Sheppard (Florida)
2003	15	DE Jerome McDougle (Miami)
2004	16	T Shawn Andrews (Arkansas)
2005	31	DT Mike Patterson (Southern California)
2006	14	DT Brodrick Bunkley (Florida State)
2007	--	No First-Round Selection
2008	--	No First-Round Selection
2009	19	WR Jeremy Maclin (Missouri)
2010	13	DE Brandon Graham (Michigan)
2011	21	G Danny Watkins (Baylor)
2012	12	DT Fletcher Cox (Mississippi State)
2013 (KC)	1	T Eric Fisher (Central Michigan)
2014	23	LB Dee Ford (Auburn)
2015	18	CB Marcus Peters (Washington)
2016	--	No First-Round Selection
2017	10	QB Patrick Mahomes (Texas Tech)
2018	--	No First-Round Selection
2019	--	No First-Round Selection
2020	32	RB Clyde Edwards-Helaire (LSU)
2021	--	No First-Round Selection
2022	21	Trent McDuffie (Washington)
2022	30	George Karlaftis (Purdue)
2023	31	Felix Anudike-Uzomah (Kansas State)



### ANDY REID'S HEAD COACHING RECORD

Year	Reg. Season	Pct.	Postseason	Overall	Result
1999	5-11	.313	0-0	5-11	5th in NFC East
2000	11-5	.688	1-1	12-6	2nd in NFC East; reached divisional playoffs
2001	11-5	.688	2-1	13-6	1st in NFC East; reached NFC Championship Game
2002	12-4	.750	1-1	13-5	1st in NFC East; reached NFC Championship Game
2003	12-4	.750	1-1	13-5	1st in NFC East; reached NFC Championship Game
2004	13-3	.813	2-1	15-4	1st in NFC East; reached Super Bowl XXXIX
2005	6-10	.375	0-0	6-10	4th in NFC East
2006	10-6	.625	1-1	11-7	1st in NFC East; reached divisional playoffs
2007	8-8	.500	0-0	8-8	4th in NFC East
2008	9-6-1	.594	2-1	11-7-1	2nd in NFC East; reached NFC Championship Game
2009	11-5	.688	0-1	11-6	2nd in NFC East; reached wild card round
2010	10-6	.625	0-1	10-7	1st in NFC East; reached wild card round
2011	8-8	.500	0-0	8-8	2nd in NFC East
2012	4-12	.250	0-0	4-12	4th in NFC East
2013	11-5	.688	0-1	11-6	2nd in AFC West; reached wild card round
2014	9-7	.563	0-0	9-7	2nd in AFC West
2015	11-5	.688	1-1	12-6	2nd in AFC West; reached divisional playoffs
2016	12-4	.750	0-1	12-5	1st in AFC West; reached divisional playoffs
2017	10-6	.625	0-1	10-7	1st in AFC West; reached wild card round
2018	12-4	.750	1-1	13-5	1st in AFC West; reached AFC Championship Game
2019	12-4	.750	3-0	15-4	1st in AFC West; Super Bowl LIV Champions
2020	14-2	.875	2-1	16-3	1st in AFC West; Reached Super Bowl LV
2021	12-5	.706	2-1	14-6	1st in AFC West; Reached AFC Championship Game
2022	14-3	.824	2-0	16-3	1st in AFC West; Super Bowl LVII Champions
<b>TOTALS</b>	<b>247-138-1</b>	<b>.641</b>	<b>22-16</b>	<b>269-154-1</b>	<b>18 Playoff Berths, 13 Div. Titles, 1 NFC Title, 3 AFC Titles, 2 SBs</b>

## REID AS A HEAD COACH VS. THE NFL

Below is Chiefs Head Coach Andy Reid's record against the NFL as a head coach. He is 247-138-1 in the regular season, as well as 22-16 in the post-season. Reid has 269 total career wins as a head coach.

Opponent	Reg. Season	Postseason	Total
vs. Denver Broncos	16-6	0-0	16-6
vs. Kansas City Chiefs	3-0	0-0	3-0
vs. Las Vegas Raiders	18-5	0-0	18-5
vs. Los Angeles Chargers	17-6	0-0	17-6
<b>vs. AFC West</b>	<b>54-17</b>	<b>0-0</b>	<b>54-17</b>
vs. Baltimore Ravens	6-2	0-0	6-2
vs. Cincinnati Bengals	2-5-1	1-1	3-6-1
vs. Cleveland Browns	8-0	1-0	9-0
vs. Pittsburgh Steelers	5-5	1-1	6-6
<b>vs. AFC North</b>	<b>21-12-1</b>	<b>3-2</b>	<b>24-14-1</b>
vs. Houston Texans	8-2	2-0	10-2
vs. Indianapolis Colts	2-6	1-1	3-7
vs. Jacksonville Jaguars	6-2	1-0	7-2
vs. Tennessee Titans	2-8	1-1	3-9
<b>vs. AFC South</b>	<b>18-18</b>	<b>5-2</b>	<b>23-20</b>
vs. Buffalo Bills	6-5	2-0	8-5
vs. Miami Dolphins	6-1	0-0	6-1
vs. New England Patriots	5-4	0-3	5-7
vs. New York Jets	6-1	0-0	6-1
<b>vs. AFC East</b>	<b>23-11</b>	<b>2-3</b>	<b>25-14</b>
vs. Dallas Cowboys	19-12	0-1	19-13
vs. New York Giants	17-14	2-1	19-15
vs. Washington Commanders	20-11	0-0	20-11
vs. Philadelphia Eagles	3-0	1-0	4-0
<b>vs. NFC East</b>	<b>59-37</b>	<b>3-2</b>	<b>62-39</b>
vs. Arizona Cardinals	7-7	0-1	7-8
vs. San Francisco 49ers	8-4	1-0	9-4
vs. Seattle Seahawks	5-4	0-0	5-4
vs. Los Angeles Rams	7-3	0-1	7-4
<b>vs. NFC West</b>	<b>27-18</b>	<b>1-2</b>	<b>28-20</b>
vs. Atlanta Falcons	8-3	2-0	10-3
vs. Carolina Panthers	6-2	0-1	6-3
vs. Tampa Bay Buccaneers	6-4	2-2	8-6
vs. New Orleans Saints	5-3	0-1	5-4
<b>vs. NFC South</b>	<b>25-12</b>	<b>4-4</b>	<b>29-16</b>
vs. Chicago Bears	6-5	1-0	7-5
vs. Detroit Lions	5-1	0-0	5-1
vs. Green Bay Packers	5-5	1-1	6-6
vs. Minnesota Vikings	4-2	2-0	6-2
<b>vs. NFC North</b>	<b>20-13</b>	<b>4-1</b>	<b>24-14</b>



## MOST OVERALL WINS; ACTIVE NFL HEAD COACHES

Andy Reid is one of five active NFL head coaches with over 150 victories. He has 269 overall wins and is one of five active coaches with 10 or more postseason victories (John Harbaugh has 11).

Rk.	Coach	Reg.	Post	Total
1.	Bill Belichick, NE/CLE	298	31	329
2.	<b>Andy Reid, KC/PHI</b>	<b>247</b>	<b>22</b>	<b>269</b>
3.	Pete Carroll, SEA/NYJ/NE	161	11	172
4.	Mike Tomlin, PIT	163	8	171
5.	Mike McCarthy, GB/DAL	155	11	166

Reid defeated the Tennessee Titans in 2013, giving him wins against all 32 NFL teams. He became only the sixth head coach in NFL history to accomplish that feat. Below is a look at all the coaches who have done it.

<b>Bill Belichick (NE)</b>	Bill Parcells (Retired)
Tony Dungy (Retired)	<b>Andy Reid (KC)</b>
Mike Shanahan (Retired)	John Fox (Retired)



## THE BEST IN CHIEFS HISTORY

After concluding his 10th season as head coach in Kansas City, Andy Reid is the club's second-longest tenured head coach trailing only Pro Football Hall of Fame Coach Hank Stram (15 years) and tied with Marty Schottenheimer (10 years). Reid's .722 regular season win percentage is the top mark in franchise history. In Reid's 162 regular season games with the Chiefs, he has registered a 61-20 (75.3%) record at home and a 56-25 (69.1%) record on the road.

## HIGHEST REGULAR SEASON WIN PERCENTAGE

Name	Career Rec.	Pct.
1. Reid	117-45-0	.722
2. Schottenheimer	101-58-1	.634
3. Stram	124-76-10	.614
4. Vermeil	44-36-0	.550

Amongst active NFL head coaches with their current team, Reid is the fifth-longest tenured coach. Amongst those five, Reid's 72.2% regular season win percentage with the Chiefs puts him at first among the longest-tenured coaches besting NE's Bill Belichick (70.8% with NE) and ahead of PIT's Mike Tomlin (63.6%). Reid - who is the all-time winningest head coach in Philadelphia Eagles history - is one of only four coaches to rank in the top two in all-time wins for two different NFL franchises (Dan Reeves, Tom Coughlin, Tony Dungy).

## LONGEST TENURED ACTIVE COACHES REG. SEASON WIN PCT.

	Name	Pct.	Years
1.	<b>Andy Reid</b>	<b>72.2%</b>	<b>10 - KC</b>
2.	Bill Belichick	70.8%	23 - NE
3.	Mike Tomlin	63.6%	16 - PIT
4.	Pete Carroll	61.2%	13 - SEA
5.	John Harbaugh	60.7%	15 - BAL

## CHIEFS GENERAL MANAGER BRETT VEACH



### QUICK FACTS ON CHIEFS GM BRETT VEACH

- Brett Veach was named the seventh general manager in Kansas City Chiefs history on July 10, 2017. The 2022 season marked Veach's seventh season as an NFL general manager and his 17th year in the National Football League. Prior to being elevated, he previously served as the Chiefs Co-Director of Player Personnel.

- In his first six seasons as the GM, Veach helped the team earn Super Bowl victories in Super Bowls LIV and LVII, three AFC Championships and AFC West titles in 2017, 2018, 2019, 2020, 2021 and 2022, as well as the number one seed in the AFC in 2018, 2020 and 2022, and the number two seed in 2019 and 2021. The Chiefs defeated the Colts, 31-13, to advance to the AFC title game in 2018. KC defeated the Texans, 51-31, to advance and host the AFC title game for the second year in a row in 2019. The Chiefs defeated the Titans to advance to Super Bowl LIV, then advancing to back-to-back Super Bowls for the first time in franchise history (2019-20). In the 2021 AFC Divisional Round, KC defeated the Buffalo Bills in a thriller to advance to the AFC Championship Game. KC defeated the Jaguars to advance to the AFC title game in 2022. KC has now hosted five-straight AFC Championship Games (2018-22). The Chiefs defeated the Bengals, 23-20 to advance and win Super Bowl LVII, making it their third Super Bowl appearance in four years.

- He is in his 11th season with the Chiefs after originally joining the club in 2013. He was promoted to Co-Director of Player Personnel prior to the 2015 season after serving two seasons as the club's Pro and College Personnel Analyst (2013-14).

- The Mount Carmel, Pennsylvania, native served as a Southeast Regional Scout for the Philadelphia Eagles (2011-12) after originally joining Philadelphia's Player Personnel Department as a Pro and College Scout in 2010. Prior to entering the scouting department, Veach was the Assistant to Head Coach Andy Reid for three seasons in Philadelphia (2007-09).

- Before joining the Eagles, Veach was the Supervisor of Intercollegiate Athletic Events at his alma mater, the University of Delaware (2005-06). He was a four-year letterman as a wide receiver for the Blue Hens, catching 99 passes for 1,470 yards (14.8 avg.). He left Delaware as the school's all-time leader in kickoff return yards with 1,558 yards. He was a standout running back for Mount Carmel High School. Wife - Alison; Children - twin sons, Elijah and Wylan, and a daughter, Ella.

### VEACH IN THE NFL DRAFT AS PERSONNEL MAN

Since entering the NFL, Chiefs GM Brett Veach has been a part of personnel staffs that have drafted the below first-round picks.

Yr.	No. (Overall)	Selection (School)
2007 (PHI)	--	No First-Round Selection
2008	--	No First-Round Selection
2009	19	WR Jeremy Maclin (Missouri)
2010	13	DE Brandon Graham (Michigan)
2011	21	G Danny Watkins (Baylor)
2012	12	DT Fletcher Cox (Mississippi State)
2013 (KC)	1	T Eric Fisher (Central Michigan)
2014	23	LB Dee Ford (Auburn)
2015	18	CB Marcus Peters (Washington)
2016	--	No First-Round Selection
2017	10	QB Patrick Mahomes (Texas Tech)
2018	--	No First-Round Selection
2019	--	No First-Round Selection
2020	32	RB Clyde Edwards-Helaire (LSU)
2021	--	No First-Round Selection
2022	21	Trent McDuffie (Washington)
2022	30	George Karlaftis (Purdue)
2023	31	Felix Anudike-Uzomah (Kansas State)

### NOTABLE TRANSACTIONS

After being named the new GM of the Chiefs on July 10, 2017, Brett Veach immediately started making moves. In his time as a GM, Veach has made a number of significant moves that have contributed to KC's success.

Name	Date	How Acquired
K Harrison Butker	9/26/17	FA - 17
T Andrew Wylie	12/29/17	FA - 17
WR Sammy Watkins	3/15/18	FA - 18
LB Anthony Hitchens	3/15/18	FA - 18
CB Charvarius Ward	8/31/18	T - 18 (DAL)
S Tyrann Mathieu	3/14/19	FA - 19
DE Frank Clark	4/24/19	T - 19 (SEA)
DE Terrell Suggs	12/16/19	W - 19 (ARI)
G Joe Thuney	3/17/21	FA - 21
T Orlando Brown	4/26/21	T - 21 (BAL)
DE Melvin Ingram	11/2/21	T - 21 (PIT)
WR JuJu Smith-Schuster	3/21/22	FA - 22
WR Marquez Valdes-Scantling	3/24/22	FA - 22
S Justin Reid	3/18/22	FA - 22
DE/OLB Carlos Dunlap	7/28/22	FA - 22
WR Kadarius Toney	10/27/22	T - 22 (NYG)



### VEACH'S NFL RECORD

Year	Reg. Season	Pct.	Playoffs	Overall	Result
2007	8-8	.500	0-0	8-8	4th in NFC East
2008	9-6-1	.594	2-1	11-7-1	2nd in NFC East; Reached NFC Championship Game
2009	11-5	.688	0-1	11-6	2nd in NFC East; Reached Wild Card Playoffs
2010	10-6	.625	0-1	10-7	1st in NFC East; Reached Wild Card Playoffs
2011	8-8	.500	0-0	8-8	2nd in NFC East
2012	4-12	.250	0-0	4-12	4th in NFC East
2013	11-5	.688	0-1	11-6	2nd in AFC West; Reached Wild Card Playoffs
2014	9-7	.563	0-0	9-7	2nd in AFC West
2015	11-5	.688	1-1	12-6	2nd in AFC West; Reached Divisional Playoffs
2016	12-4	.750	0-1	12-5	1st in AFC West; Reached Divisional Playoffs
2017	10-6	.625	0-1	10-7	1st in AFC West; Reached Wild Card Playoffs
2018	12-4	.750	1-1	13-5	1st in AFC West; Reached AFC Championship Game
2019	12-4	.750	3-0	15-4	1st in AFC West; Super Bowl LIV Champions
2020	14-2	.875	2-1	16-3	1st in AFC West; Reached Super Bowl LV
2021	12-5	.706	2-1	14-6	1st in AFC West; Reached AFC Championship Game
2022	14-3	.824	3-0	17-3	1st in AFC West; Super Bowl LVII Champions
<b>TOTALS</b>	<b>167-90-1</b>	<b>.649</b>	<b>14-10</b>	<b>181-100-1</b>	<b>12 Playoff Appearances, 8 Div. Titles, 3 AFC Titles, 2 SBs</b>

## CHIEFS CHAIRMAN AND CEO CLARK HUNT



- Clark Hunt has been the driving force behind the resurgence of the Chiefs, transforming the iconic franchise into one of the most successful teams in the NFL.

- Hunt has been Chairman of the Chiefs since 2005, and since taking over an expanded role as both Chairman and CEO in 2010, the Chiefs have earned eight AFC West Division Championships, including seven-straight between 2016-22 under Hunt's leadership. Since 2010, the club has qualified for the playoffs 10 times and hosted five-consecutive AFC Championship Games, becoming the first team in NFL history to host five-straight conference title games.

- Hunt once again hoisted the award that bears his father's name - the Lamar Hunt Trophy - in 2020 as the Chiefs claimed their second-straight AFC Championship. The Chiefs made consecutive Super Bowl appearances for the first time in franchise history. In 2022, the Chiefs claimed the Lamar Hunt Trophy for a third time in four seasons and beat the Philadelphia Eagles 38-35 in Super Bowl LVII giving the club its second Super Bowl win in 4 seasons.

- Hunt reorganized the leadership structure of the Chiefs in 2013 so the head coach, the general manager and the team president would all report directly to the Chairman and CEO for the first time in team history. As part of the restructuring, Hunt hired Andy Reid as head coach in 2013, and in the 10 seasons since, the club has won 117 regular season games, which ranks first in the NFL over that time.

- Hunt promoted Brett Veach to General Manager in 2017 and during the 2020 season, he extended the contracts of both Reid and Veach, solidifying the leadership of the club's football operation for many years to come.

- Hunt graduated first in his class at Southern Methodist University in 1987, earning a degree in business administration with a concentration in finance. He was a team captain and four-year letterman on the Mustangs' nationally ranked soccer team. He received the SMU Distinguished Alumni Award in 2020 for outstanding leadership in philanthropy, business, and civic life, and currently serves on the SMU Board of Trustees.

- Clark and his wife, Tavia, are actively involved in numerous philanthropic initiatives in both Kansas City and Dallas. The couple has three children - Gracie, Knobel and Ava.

### HUNT'S LEADERSHIP AT THE NFL LEVEL

In addition to returning the franchise his father founded to national prominence, Clark Hunt is a leading voice among National Football League owners.

In 2019, Hunt was named Chairman of the Finance Committee after serving as a member for seven years. Hunt is a member and former Chairman of the International Committee and serves on the Management Council Executive Committee (CEC), the Personal Conduct Committee and Commissioner Roger Goodell's Chairman's Committee. In addition, Hunt was one of six members on the NFL Committee on Los Angeles Opportunities.

In 2006, still early in his role as Chairman of the Chiefs, Hunt served on the NFL's Commissioner Search Committee which recommended Roger Goodell as the successor to then-Commissioner Paul Tagliabue. Hunt was appointed to the NFL's Digital Media Committee in 2007 and served until it was restructured in 2019.

Beyond his service on various league committees, Hunt has served a key role in securing the ongoing labor peace between the National Football League and the NFL Players Association over the past decade. He was appointed by Goodell as one of 10 NFL owners to negotiate the NFL's new Collective Bargaining Agreement in 2011, and again in 2020, Hunt was an integral member of the NFL's negotiating team that helped deliver a new Collective Bargaining Agreement a full season ahead of the deadline.

### CARRYING ON THE OFF-FIELD LEGACY

As the son of legendary American sports pioneer and Chiefs Founder Lamar Hunt, Clark Hunt has built upon his father's legacy by ensuring the Chiefs organization remains focused on its core mission: Honor Tradition, Unite Our Community, Win with Character and Inspire Our Fans.

This commitment included a \$125 million contribution from the Hunt family as part of the \$375 million renovation of GEHA Field at Arrowhead Stadium which was completed in 2010, as well as upgraded stadium technology, new seats, and additional stadium infrastructure measures. This commitment to the community extends beyond the field, with more than 50 pieces of art on display as part of the Arrowhead Art Collection, which combines two pieces of the cultural fabric of Kansas City – sports and the arts.

Hunt and his family steward a number of initiatives that were established under Lamar and have continued to grow over the years. The Chiefs Charity Game has raised more than \$15.1 million dollars for multiple youth-focused charities since its inception in 1985. Over the past nine years, the sale of Red Friday flags has raised more than \$4.5 million to help Ronald McDonald House Charities of Kansas City continue its mission of keeping families close in times of sickness and need. The team's Kickoff Luncheon serves as a way to welcome the players and coaches back to Kansas City with fans and members of the business community. Finally, the Hunt Family Foundation, a 501(c)(3) nonprofit organization which was established in 1983 as the Chiefs Children's Fund, prioritizes youth-based charities, hunger relief, health and wellness, as well as children and families in crisis.

### HUNT'S NFL RECORD AS CHAIRMAN AND CEO

Year	Reg. Season	Pct.	Playoffs	Overall	Result
2010	10-6	.625	0-1	10-7	1st in AFC West; Reached Wild Card Playoffs
2011	7-9	.438	0-0	7-9	4th in AFC West
2012	2-14	.125	0-0	2-14	4th in AFC West
2013	11-5	.688	0-1	11-6	2nd in AFC West; Reached Wild Card Playoffs
2014	9-7	.563	0-0	9-7	2nd in AFC West
2015	11-5	.688	1-1	12-6	2nd in AFC West; Reached Divisional Playoffs
2016	12-4	.750	0-1	12-5	1st in AFC West; Reached Divisional Playoffs
2017	10-6	.625	0-1	10-7	1st in AFC West; Reached Wild Card Playoffs
2018	12-4	.750	1-1	13-5	1st in AFC West; Reached AFC Championship Game
2019	12-4	.750	3-0	15-4	1st in AFC West; Super Bowl LIV Champions
2020	14-2	.875	2-1	16-3	1st in AFC West; AFC Champions - Reached Super Bowl LV
2021	12-5	.706	2-1	14-6	1st in AFC West; Reached AFC Championship Game
2022	14-3	.824	3-0	17-3	1st in AFC West; Super Bowl LVII Champions
<b>TOTALS</b>	<b>136-74</b>	<b>.648</b>	<b>12-8</b>	<b>148-82</b>	<b>10 Playoff Appearances, 8 Div. Titles, 3 AFC Titles, 2 SBs</b>



## CHIEFS QUARTERBACK PATRICK MAHOMES



### MAHOMES STARTS HOT

Chiefs QB Patrick Mahomes earned the NFL's MVP award in 2018. His 50 TD passes in 2018 tied for the second-best mark in NFL history.

#### MOST TD PASSES SINGLE SEASON

Rk.	Name	Team	TDS	Year
1.	Peyton Manning	DEN	55	2013
2t.	Patrick Mahomes	KC	50	2018
	Tom Brady	NE	50	2007
4.	Peyton Manning	IND	49	2004

### MAHOMES IN CHIEFS RECORD BOOK

Chiefs QB Patrick Mahomes has already cracked into the Chiefs record books with only 80 games under his belt. Below is a look at different categories where Mahomes has cemented his name in Chiefs history.

#### CHIEFS RECORD FOR MOST TD PASSES IN SINGLE GAME

Rk.	Name	TDS	Opp.	Date
1t.	Patrick Mahomes	6	at PIT	Sept. 16, 2018
	Patrick Mahomes	6	at LAR	Nov. 19, 2018
	Len Dawson	6	DEN	Nov. 1, 1964

#### CHIEFS RECORD FOR TD PASSES IN A SEASON

Rk.	Name	Year	Comp.	Yds.	TD
1.	Patrick Mahomes	2018	66.0%	5,097	50
2.	Patrick Mahomes	2022	67.1%	5,250	41
3.	Patrick Mahomes	2020	66.3%	4,740	38
4.	Patrick Mahomes	2021	66.3%	4,839	37

#### CHIEFS RECORD FOR HIGHEST PASSER RATING IN SINGLE GAME

Rk.	Name	Rtg.	Opp.	Date
1t.	Alex Smith	158.3	at OAK	Dec. 15, 2013
	Trent Green	158.3	at DET	Dec. 14, 2003
3.	Steve Bono	156.6	at SEA	Sept. 3, 1995
4.	Patrick Mahomes	154.8	at PIT	Sept. 16, 2018

## MAHOMES AMONG 2018-22 PASSING LEADERS

#### 2018-22 PASSING YARDS

Rk.	Name	Team	Yards
1.	Patrick Mahomes	KC	23,957
2.	Tom Brady	NE/TB	23,055
3.	Matt Ryan	ATL/IND	20,996
4.	Jared Goff	LAR/DET	20,961
5.	Kirk Cousins	MIN	20,934

#### 2018-22 PASSING TOUCHDOWNS

Rk.	Name	Team	TDs
1.	Patrick Mahomes	KC	192
2.	Aaron Rodgers	GB	162
3.	Tom Brady	NE/TB	161
4.	Kirk Cousins	MIN	153
5.	Russell Wilson	SEA/DEN	147

#### 2018-22 TOUCHDOWN-TO-INTERCEPTION DIFFERENTIAL

Rk.	Name	Team	TDS	INTS	Diff.
1.	Patrick Mahomes	KC	192	48	+144
2.	Aaron Rodgers	GB	162	27	+135
3.	Tom Brady	NE/TB	161	52	+109
4.	Russell Wilson	SEA/DEN	147	42	+105
5.	Kirk Cousins	MIN	153	50	+103

#### 2018-22 PASSER RATING (MIN. 750 ATTEMPTS, ACTIVE)

Rk.	Name	Team	Rating
1.	Patrick Mahomes	KC	106.0
2.	Aaron Rodgers	GB	103.2
3.	Deshaun Watson	HOU/CLE	102.2
4.	Russell Wilson	SEA/DEN	101.9
5.	Kirk Cousins	MIN	100.9

#### 2018-22 YARDS PER ATTEMPT (MIN. 750 ATTEMPTS, ACTIVE)

Rk.	Name	Team	Y/A
1.	Jimmy Garoppolo	SF	8.28
2.	Deshaun Watson	HOU/CLE	8.13
3.	Patrick Mahomes	KC	8.10
4.	Jameis Winston	TB/NO	7.90
5.	Ryan Tannehill	MIA/TEN	7.81

#### 2018-22 YARDS PER COMPLETION (MIN. 750 ATTEMPTS)

Rk.	Name	Team	Y/C
1.	Jameis Winston	TB/NO	12.77
2.	Jimmy Garoppolo	SF	12.23
3t.	Patrick Mahomes	KC	12.20
	Jalen Hurts	PHI	12.20
5.	Deshaun Watson	HOU/CLE	12.03

#### 2018-22 TD PERCENTAGE (MIN. 750 ATTEMPTS, ACTIVE)

Rk.	Name	Team	TD %
1.	Patrick Mahomes	KC	6.5
2.	Russell Wilson	SEA/DEN	6.2
3.	Lamar Jackson	BAL	6.1
4.	Aaron Rodgers	GB	5.9
5.	Ryan Tannehill	MIA/TEN	5.6

#### 2018-22 PASS PLAYS OF 25+ YARDS

Rk.	Name	Team	25+ Yard Comp.
1.	Patrick Mahomes	KC	206
2.	Tom Brady	NE/TB	170
3t.	Aaron Rodgers	GB	168
	Russell Wilson	SEA/DEN	168
5.	Derek Carr	LV	162

#### 2018-22 PASSING FIRST DOWNS

Rk.	Name	Team	First Downs
1.	Patrick Mahomes	KC	1,183
2.	Tom Brady	NE/TB	1,137
3.	Matt Ryan	ATL/IND	1,057
4.	Jared Goff	LAR/DET	1,036
5.	Kirk Cousins	MIN	1,017

#### 2018-22 REDZONE PASSING TDs (ACTIVE)

Rk.	Name	Team	RZ TDs
1.	Patrick Mahomes	KC	129
2.	Aaron Rodgers	GB	112
3.	Tom Brady	NE/TB	109
4.	Kirk Cousins	MIN	106
5.	Russell Wilson	SEA/DEN	99

## BY THE NUMBERS - PATRICK MAHOMES VS. THE NFL - REGULAR SEASON

Chiefs QB Patrick Mahomes finished his sixth NFL season and fifth as the team's full-time signal-caller 14-3, the second 14-win season (2020) in franchise history. Mahomes led the Chiefs to a 12-4 record in both 2018 and 2019, as well as a 14-2 record and the top seed in the AFC in 2020. In the NFL's first 17-game season in 2021, Mahomes led the Chiefs to a 12-5 record, once again notching first in the AFC West. Mahomes had 5,097 yards through the air in the 2018 season, the most in a season in franchise history at the time, and his 50 passing touchdowns are tied for the second most all-time in a single season in NFL history. In 2022, Mahomes threw for 5,250 yards and 41 touchdowns, once again leading the league. His 5,250 passing yards in 2022 rank fourth-most in league history. In 80 career regular season starts, Mahomes has accumulated 24,241 career passing yards and 192 career passing TDs (Below are regular season totals).

<b>AFC West</b>								
Team	G	Att.	Comp.	Yds.	TD	Int.	Pct.	Rtg.
Broncos	11	379	250	2,959	18	8	66.0	96.6
Chargers	9	325	203	2,391	21	5	62.5	99.9
Chiefs	0	0	0	0	0	0	0	0
Raiders	10	366	240	3,040	27	3	65.6	112.5
<b>Total</b>	<b>30</b>	<b>1,070</b>	<b>693</b>	<b>8,390</b>	<b>66</b>	<b>16</b>	<b>64.8</b>	<b>103.1</b>

<b>AFC East</b>								
Team	G	Att.	Comp.	Yds.	TD	Int.	Pct.	Rtg.
Bills	3	120	79	835	6	4	65.8	88.7
Dolphins	1	34	24	393	2	3	70.6	91.9
Jets	1	42	31	416	5	0	73.8	144.4
Patriots	3	105	68	871	7	3	64.8	100.9
<b>Total</b>	<b>8</b>	<b>301</b>	<b>202</b>	<b>2,515</b>	<b>20</b>	<b>10</b>	<b>68.8</b>	<b>106.5</b>

<b>AFC North</b>								
Team	G	Att.	Comp.	Yds.	TD	Int.	Pct.	Rtg.
Bengals	3	101	70	840	7	1	69.3	113.5
Browns	2	68	50	712	6	1	73.5	130.3
Ravens	4	163	117	1,479	12	2	71.7	119.1
Steelers	2	58	46	584	9	0	79.3	148.2
<b>Total</b>	<b>11</b>	<b>390</b>	<b>283</b>	<b>3,615</b>	<b>34</b>	<b>4</b>	<b>72.6</b>	<b>127.8</b>

<b>AFC South</b>								
Team	G	Att.	Comp.	Yds.	TD	Int.	Pct.	Rtg.
Colts	2	74	42	583	2	1	56.8	85.6
Jaguars	3	106	73	1,022	7	3	68.9	109.9
Texans	3	108	79	820	8	1	73.1	115.5
Titans	3	153	99	1,098	4	2	64.7	89.2
<b>Total</b>	<b>11</b>	<b>441</b>	<b>293</b>	<b>3,523</b>	<b>21</b>	<b>7</b>	<b>66.4</b>	<b>100.1</b>

<b>AFC Total</b>								
Team	G	Att.	Comp.	Yds.	TD	Int.	Pct.	Rtg.
<b>Total</b>	<b>60</b>	<b>2,202</b>	<b>1,471</b>	<b>18,043</b>	<b>141</b>	<b>37</b>	<b>66.8</b>	<b>106.2</b>

<b>NFC East</b>								
Team	G	Att.	Comp.	Yds.	TD	Int.	Pct.	Rtg.
Cowboys	1	37	23	260	0	1	62.1	71.9
Eagles	1	30	24	278	5	1	80.0	130.9
Giants	1	48	29	275	1	1	60.4	74.6
Washington	1	47	32	397	2	2	68.1	90.5
<b>Total</b>	<b>4</b>	<b>162</b>	<b>108</b>	<b>1,210</b>	<b>8</b>	<b>5</b>	<b>67.7</b>	<b>91.9</b>

<b>NFC North</b>								
Team	G	Att.	Comp.	Yds.	TD	Int.	Pct.	Rtg.
Bears	1	33	23	251	2	0	69.7	112.1
Lions	1	42	24	315	0	0	57.1	81.0
Packers	1	37	20	166	1	0	54.1	74.8
Vikings	0	0	0	0	0	0	0	0
<b>Total</b>	<b>3</b>	<b>112</b>	<b>67</b>	<b>732</b>	<b>3</b>	<b>0</b>	<b>60.3</b>	<b>89.3</b>

<b>NFC South</b>								
Team	G	Att.	Comp.	Yds.	TD	Int.	Pct.	Rtg.
Buccaneers	2	86	60	711	6	1	69.8	113.1
Falcons	1	44	24	278	2	1	54.5	79.5
Panthers	1	45	30	372	4	0	66.7	121.7
Saints	1	47	26	254	3	0	55.3	92.0
<b>Total</b>	<b>5</b>	<b>222</b>	<b>140</b>	<b>1,615</b>	<b>15</b>	<b>2</b>	<b>61.6</b>	<b>101.6</b>

<b>NFC West</b>								
Team	G	Att.	Comp.	Yds.	TD	Int.	Pct.	Rtg.
49ers	2	72	49	737	6	1	68.1	123.4
Cardinals	2	67	51	609	7	0	76.1	138.2
Rams	2	88	60	798	7	4	68.2	104.3
Seahawks	2	68	39	497	5	0	57.4	104.8
<b>Total</b>	<b>8</b>	<b>295</b>	<b>199</b>	<b>2,641</b>	<b>25</b>	<b>5</b>	<b>67.5</b>	<b>117.7</b>

<b>NFC Total</b>								
Team	G	Att.	Comp.	Yds.	TD	Int.	Pct.	Rtg.
<b>Total</b>	<b>20</b>	<b>791</b>	<b>514</b>	<b>6,198</b>	<b>51</b>	<b>12</b>	<b>65.0</b>	<b>104.1</b>

## QUARTERBACK PATRICK MAHOMES - NFL MVP SEASON (2018)

In his first season as the team's starting QB, Patrick Mahomes left his mark in both NFL and Chiefs record books each week. Below is a list of milestones he reached throughout the 2018 season.

### Week 1 at Los Angeles Chargers (W. 38-28)

- 15 of 27 (55.6%) for 256 yards, 4 TD, 127.5 QB rating
- Earned AFC Offensive Player of the Week

### Week 2 at Pittsburgh Steelers (W. 42-37)

- 23 of 28 (82.1%) for 326 yards, 6 TD, 154.8 QB rating
- Chiefs Record: 6 TD passes in a single game
- Tied QB Len Dawson's record set in 1964
- Chiefs Record: 10 TD passes in first 2 games of season
- Passed QB Len Dawson's record of 7 TDs set in 1963
- NFL Record: 10 TD passes in first 2 games of season
- Passed QBs Peyton Manning (2013), Drew Brees (2009) Charley Johnson (1965) who all had 9
- Youngest player in NFL History to pass for 6 TDs
- AFC Offensive Player of the Week

### Week 3 vs. San Francisco 49ers (W. 38-27)

- 24 of 38 (63.2%) for 314 yards, 3 TD, 115.5 QB rating
- NFL Record: 13 TD passes through first 3 weeks of season
- Passed QB Tom Brady's 12 TD mark set in 2013

### Week 4 at Denver Broncos (W. 27-23)

- 28 of 45 (62.2%) for 304 yards, 1 TD, 89.5 QB rating
- Chiefs Record: 1,200 passing yards through Week 4
- Passed Alex Smith's mark of 1,110 passing yards set in 2015
- AFC Offensive Player of the Month

### Week 5 vs. Jacksonville Jaguars (W. 30-14)

- 22 of 38 (57.9%) for 313 yards, 0 TD, 62.7 QB rating
- Chiefs Record: 1,513 passing yards through Week 5
- Passed Alex Smith's mark of 1,391 passing yards set in 2015

### Week 6 at New England Patriots (L. 43-40)

- 23 of 36 (63.9%) 352 yards, 4 TD, 110.0 QB rating
- Chiefs Record: 5 consecutive games with 300+ passing yards
- Passed QBs Trent Green (2004) and Bill Kenney's (1983) mark of four consecutive games of 300+ passing yards
- Chiefs Record: 1,865 passing yards through Week 6
- Passed Alex Smith's mark of 1,637 passing yards set in 2017

### Week 7 vs. Cincinnati Bengals (W. 45-10)

- 28 of 39 (71.8%) for 358 yards, 4 TD, 123.7 QB rating
- NFL Record: 22 passing TDs through first 8 career games.
- Passed QB Kurt Warner's mark of 21 TDs (1998-99)
- Chiefs Record: 6 consecutive games with 300+ passing yards
- Passed Trent Green's mark of 4 consecutive games (2004)
- Chiefs Record: 2,223 passing yards through Week 7
- Passed Alex Smith's mark of 1,979 passing yards set in 2017
- FedEx Air NFL Player of the Week

### Week 8 vs. Denver Broncos (W. 30-23)

- 24 of 34 (70.6%) for 303 yards, 4 TD, 125.0 QB rating
- NFL Record: 26 TD through first 9 career games
- Passed QB Kurt Warner's mark of 24 TDs (1998-99)
- NFL Record: 2,810 passing yards through first 9 career games
- Passed Andrew Luck's mark of 2,631 passing yards (2012)
- Chiefs Record: 7 consecutive games with 300+ passing yards
- Extends his franchise record
- FedEx Air NFL Player of the Week

### Week 9 at Cleveland Browns (W. 37-21)

- 23 of 32 (71.9%) for 375 yards, 3 TD, 129.0 QB rating
- NFL Record: 29 TD through first 10 career games
- Passed QB Kurt Warner's mark of 24 TDs (1998-99).
- NFL Record: 3,185 passing yards through first 10 career games
- Passed Andrew Luck's mark of 2,965 passing yards (2012)
- Chiefs Record: 8 consecutive games with 300+ passing yards

### Week 10 vs. Arizona Cardinals (W. 26-14)

- 21 of 28 (75.0%) for 249 yards, 2 TD, 125.4 QB rating
- NFL Record: 31 TD through first 11 career games
- Passed QB Kurt Warner's mark of 27 TDs (1998-99)
- NFL Record: 3,434 passing yards through first 11 career games
- Passed QB Andrew Luck's mark of 3,205 passing yards (2012)
- Chiefs Record: 31 TD passes in single season
- Passed QB L. Dawson's single-season record 30 TD passes (1964)

### Week 11 at Los Angeles Rams (L. 54-51)

- 33 of 46 (71.7%) for 478 yards, 6 TD, 117.6 QB rating
- Chiefs Record: 9 games in single season with 300+ passing yards
- Passed QB Trent Green's mark of 8 games in 2004
- Chiefs Record: 6 TD passes in single game
- Tied his own franchise record set at Pittsburgh (9/16/18)
- Chiefs Record: 37 TD passes in single season
- Extends franchise record

### Week 13 at Oakland Raiders (W. 40-33)

- 23 of 38 (60.5%) for 295 yards, 4 TD, 120.0 QB rating
- NFL Record: Fastest player to 4,000 passing yds (4,207 in 13 games)
- Chiefs Record: 10 games of 100.0+ passer rating in single season
- Tied QB Steve DeBerg's mark set in 1990
- Chiefs Record: 41 TD passes in single season
- Extends franchise record

### Week 14 vs. Baltimore Ravens (W. 27-24)

- 35 of 53 (66.0%) for 377 yards, 2 TD, 91.5 QB rating
- Chiefs Record: 43 TD passes in single season
- Extends franchise record
- Chiefs Record: 10 games in a single season with 300+ passing yds.
- Extends franchise record

### Week 15 vs. Los Angeles Chargers (L. 29-28)

- 24 of 34 (70.6%) for 243 yards, 2 TD, 110.3 rating
- Chiefs Record: 45 TD passes in single season
- Extends franchise record
- Chiefs Record: 11 games of 100.0+ passer rating in single season
- Passed QB Steve DeBerg's mark of 10 set in 1990

### Week 16 at Seattle Seahawks (L. 38-31)

- 23 of 40 (57.5%) for 273 yards, 3 TD, 103.4 rating
- Chiefs Record: 48 TD passes in single season
- Extends franchise record
- Chiefs Record: 12 games of 100.0+ passer rating in single season
- Extends franchise record
- Chiefs Record: 4,816 passing yards in single season
- Passed QB Trent Green's mark of 4,591 yards set in 2004
- NFL Record: 31 TDs in road games in single season
- Passed QB Tom Brady's mark of 29 set in 2007

### Week 17 vs. Oakland Raiders (W. 35-3)

- 14 of 24 (58.3%) for 281 yards, 2 TD, 109.9 rating
- Chiefs Record: 50 TD passes in single season
- Extends franchise record
- Chiefs Record: 13 games of 100.0+ passer rating in single season
- Extends franchise record
- Chiefs Record: 5,097 passing yards in single season
- Extends franchise record
- Chiefs Record: 383 passes completed in a single season
- Passed QB Trent Green's mark of 369 set in 2004

### AFC Divisional Playoffs vs. Indianapolis Colts (W. 31-13)

- 27 of 41 (65.9%) for 278 yards, 1 Rushing TD, 85.2 rating
- Led Chiefs to first home playoff win since 1993 season.
- Helped advance Chiefs to first home AFC Championship appearance.

### AFC Championship Game vs. New England Patriots (L. 31-37)

- 16 of 31 (51.6%) for 295 yards, 3 TDs, 117.0 rating
- Fourth-most passing yards in postseason game in team history
- Second-most TD passes in a single postseason game in club history

## QUARTERBACK PATRICK MAHOMES - SUPER BOWL MVP SEASON (2019)

In his second season as the Chiefs full-time signal-caller, QB Patrick Mahomes continued his trend of performing at a high level. Below is a game-by-game breakdown of the accolades that Mahomes reached on his path to a Super Bowl title.

### Week 1 at Jacksonville Jaguars (W, 40-26)

- Completed 25-of-33 passes (75.8%) for 378 yards, three TDs and a 143.2 passer rating, along with zero INTs.
- 211 first-half passing yards were most in NFL since QB Peyton Manning in 2004.
- Passed Pro Football HOF QB Kurt Warner for most passing yards in first 20 career games (5,759).

### Week 2 at Oakland Raiders (W, 28-10)

- Completed 30-of-44 passes (68.2%) for 443 yards, four TDs and a 131.2 passer rating, along with zero INTs.
- 278 passing yards (NFL record) and four passing TDs in the second quarter broke a franchise mark.
- Guided offense to record-breaking 20<sup>th</sup> straight 26-point output.
- 821 passing yards from Week 1 to Week 2 set the franchise record for most passing yards in the first two weeks to being a season, also ranking fifth all-time in NFL history in the same category.
- Named AFC Offensive Player of the Week.
- Named FedEx Air & Ground's "Air" Player of the Week.

### Week 3 vs. Baltimore Ravens (W, 33-28)

- Completed 27-of-37 passes (73.0%) for 374 yards, three TDs and a 132.0 passer rating, along with zero INTs.
- Passed Pro Football HOF QB Kurt Warner for most 300-yard passing games in a QB's first 20 career games in the Super Bowl era (13).
- 1,195 passing yards ranks through the first three games fourth all-time in NFL history.
- Named FedEx Air & Ground's "Air" Player of the Week for second consecutive week.

### Week 4 at Detroit Lions (W, 34-30)

- Completed 24-of-42 (57.1%) for 315 yards and zero INTs.
- Ranked third in NFL history with 1,510 passing yards through the first four games.
- Threw for at least 300 yards in 14<sup>th</sup> career game, the third most in franchise history.
- Became just the fourth QB in NFL history to throw for at least 300 yards in each of the first four games to begin a season.
- Named AFC Offensive Player of the Month (September).

### Week 5 vs. Indianapolis Colts (L, 13-19)

- Completed 22-of-39 (56.4%) for 321 yards, one TD and zero INTs.
- Broke the NFL record for most passing yards without throwing an INT to being a season (Peyton Manning, 2013; 1,744).
- Recorded 300-plus passing yards for 15<sup>th</sup> career time, tying the franchise record for the second-most career 300-yard passing games in club history (Bill Kenney).

### Week 6 vs. Houston Texans (L, 24-31)

- Completed 19-of-35 (54.3%) for 273 yards, three TDs and one INT.
- Recorded his 14<sup>th</sup> career outing of throwing for at least three TDs, ranking third in team history for most games with three or more TD passes.
- Threw first INT of the season in the second quarter after accumulating 1,896 passing yards on the season, advancing his NFL-record to 2,027 passing yards thrown without an INT to begin a season.

### Week 7 at Denver Broncos (W, 30-6)

- Completed 10-of-19 (52.6%) for 117 yards, one TD and zero INTs.
- Surpassed 7,500 career passing yards, setting a new NFL record (24 games).

### Week 10 at Tennessee Titans (L, 32-35)

- Completed 36-of-50 (72.0%) for 446 yards, three TDs and zero INTs.
- With a passer rating of 119.2, accumulated his fifth outing with at least a 115.0 passer rating this season, marking just the fourth time

that a QB in their first three seasons has been able to do so in a team's first 10 games to begin a season.

- Marked his 16<sup>th</sup> career 300-yard passing performance, the second most in franchise history and third-most in NFL history in a QB's first three seasons.

### Week 11 at Los Angeles Chargers (W, 24-17)

- Completed 19-of-32 (59.4%) for 182 yards and one TD.
- Rushed for a career-high 59 yards, tallying three rushing first downs.

### Week 13 vs. Oakland Raiders (W, 40-9)

- Completed 15-of-29 passes (51.7%) for 175 yards and one TD.
- Rushed for at least 25 yards in second consecutive game, recording his first rushing TD of the season on a 13-yard carry.

### Week 14 at New England Patriots (W, 23-16)

- Completed 26-of-40 passes (65.0%) for 283 yards with one TD and one INT.
- Became the first starting QB under the age of 25 to beat the Patriots in Foxborough, Mass., since 2011 (Jets QB Mark Sanchez).

### Week 15 vs. Denver Broncos (W, 23-3)

- Completed 27-of-34 passes (88.9%) for 340 yards with two TDs and one INT.
- Tied Kurt Warner's record for second-most 300-yard passing games in a QB's first three NFL seasons (17 games).
- Recorded second-highest pass-completion percentage outing of career (79.4%).

### Week 16 at Chicago Bears (W, 26-3)

- Completed 23-of-33 passes (69.7%) for 251 yards with two passing TDs and zero INTs.
- Became the fastest QB in NFL history to throw for 9,000 career passing yards and 75 career passing TDs (30<sup>th</sup> career game).
- Tied a single-season career-best with second rushing TD of the year.

### Week 17 vs. Los Angeles Chargers (W, 31-21)

- Completed 16-of-25 passes (64.0%) for 174 yards, one passing TD and one INT.
- Added 21 rushing yards, taking his season total to 218 rushing yards.
- Guided the Chiefs offense to over 30 points scored for the unit's seventh time this season, helping secure the No. 2 seed in the AFC Playoffs.

### AFC Divisional Round vs. Houston Texans (W, 51-31)

- Completed 23-of-35 passes (65.7%) for 321 yards and a franchise-record five TD passes.
- Guided the Chiefs to the franchise's largest comeback (24 pts)
- Recorded a 134.6 passer rating, becoming the first QB since Nick Foles (2017) to record a passer rating of over 134.5 in the postseason.
- His five TD passes were the most by a QB since Ben Roethlisberger recorded five TD throws in the 2017 postseason.

### AFC Championship vs. Tennessee Titans (W, 35-24)

- Completed 23-of-35 passes (65.7%) for 294 yards, three passing TDs and zero INTs.
- Finished the game with a passer rating of 120.4, his second-highest single-game passer rating in a playoff game.
- Broke the franchise record for most career passing TDs in the postseason (11).
- Rushed for a team-best 53 yards with a postseason career-long TD rush of 27 yards.

### Super Bowl LIV vs. San Francisco 49ers (W, 31-20)

- Completed 26-of-42 passes (61.9%) for 286 yards, two passing TDs and two INTs.
- Earned the Super Bowl LIV MVP Award after leading the Chiefs to 21 unanswered points in the game's final quarter.
- Rushed for a one-yard TD in the first quarter.

## QUARTERBACK PATRICK MAHOMES 2020 ACCOLADES

In his third season as the team's starting QB, Patrick Mahomes continues to leave his mark in both NFL and Chiefs record books each week. Below is a list of milestones he's reached throughout the 2020 season.

### Week 1 vs. Houston Texans (W, 34-20)

- 24 of 32 (75.0%) for 211 yards, 3 TD, 123.3 QB rating.
- Ties NFL record 25 wins in first 32 games (Dan Marino, Kurt Warner).
- Earned AFC Offensive Player of the Week.

### Week 2 at Los Angeles Chargers (W, 23-20)

- 27 of 47 (57.4%) for 302 yards, 2 TD, 90.9 QB rating.
- NFL record 13 games since 2018 with 3+ players with a receiving TD.

### Week 3 at Baltimore Ravens (W, 34-20)

- 31 of 42 (73.8%) for 385 yards, 4 TD, 133.5 QB rating.
- NFL record fastest QB to pass for 10,000 yards (34 games).
- Earned AFC Offensive Player of the Week.

### Week 4 vs. New England Patriots (W, 26-10)

- 19 of 29 (65.5%) for 236 yards, 2TD, 113.6 QB rating.

### Week 5 vs. Las Vegas Raiders (L, 40-32)

- 22 of 43 (51.2%) for 340 yards, 2 TD, 83.5 QB rating.

### Week 6 at Buffalo Bills (W, 26-17)

- 21 of 26 (80.8%) for 225 yards, 2 TD, 128.4 QB rating.
- NFL record fastest QB to pass for 90-career touchdowns (37 games).
- Set Chiefs record with 16 consecutive games with a passing TD.

### Week 7 at Denver Broncos (W, 43-16)

- 15 of 23 (65.2%) for 200 yards, 1 TD, 107.2 QB rating.
- Extended Chiefs record to 17 consecutive games with a passing TD.

### Week 8 vs. New York Jets (W, 35-9)

- 31 of 42 (73.8%) for 416 yards, 5 TD, 144.4 QB rating.
- Extended Chiefs record to 18 consecutive games with a passing TD.
- Chiefs record 10 career games with 4+ passing TDs.
- NFL record 3+ passing TDs and 0 INTs in a half 10 times since 2018, twice as many as the QBs with the next-most (Aaron Rodgers and Tom Brady) (According to NFL Research).
- Earned AFC Offensive Player of the Week.
- Earned FedEx Air Player of the Week.

### Week 9 vs. Carolina Panthers (W, 33-31)

- 30 of 45 (66.7%) for 372 yards, 4 TD, 144.4 QB rating.
- NFL Record fastest quarterback to reach 100-career TD passes - 101 TDs in 40 games.
- Extended Chiefs record to 19 consecutive games with a passing TD.
- Chiefs Record 11 games with 4+ passing TDs.
- Ties NFL record 350+ passing yards, 4+ passing TDs and 0 INTs in back-to-back games (joins QB Tom Brady as the only players to accomplish this in back-to-back weeks in a single season since at least 1950 (According to CBS Sports).

### Week 11 at Las Vegas Raiders (W, 35-31)

- 34 of 45 (75.6%) for 348 yards, 2 TD, 1 INT, 102.8 QB rating.
- Extended Chiefs record to 20 consecutive games with a passing TD.

### Week 12 at Tampa Bay Buccaneers (W, 27-24)

- 37 of 49 (75.5%) for 462 yards, 3 TD, 124.7 QB rating.
- Extended Chiefs record to 21 consecutive games with a passing TD.
- First player in NFL history with at least 30 completions and 300 passing yards in four consecutive games (NFL Research).
- Joins Dan Marino (six games) as only players with five career games with at least 400 passing yards and three touchdowns, in their first four seasons in NFL history.
- Tied Chiefs record 24 career games with 300+ passing yards.
- Earned FedEx Air Player of the Week.
- Earned NFL Offensive Player of the Month - November.

### Week 13 vs. Denver Broncos (W, 22-16)

- 25 of 40 (62.5%) for 318 yards, 1 TD, 95.6 QB rating.
- Extended Chiefs record to 22 consecutive games with a passing TD.
- Chiefs record 25 career games with 300+ passing yards.

### Week 14 at Miami Dolphins (W, 33-27)

- 24 of 34 (70.6%) for 393 Yards, 2 TD, 3 INT, 91.9 QB rating.
- Extended Chiefs record to 23 consecutive games with a passing TD.
- Extends Chiefs record 26 career games with 300+ passing yards.
- Tied NFL record (PFHOF QB Kurt Warner) 26 career 300-yard games for the most games of at least 300 passing yards a player's first four seasons in league annals.
- Chiefs record 26 career 300-yard games.
- According to NFL Communications, six-straight 315+ passing yards game, tied with QBs Drew Brees (2012-13) and Rich Gannon (2002) for the longest streak in NFL history.

### Week 15 at New Orleans Saints (W, 32-29)

- 26 of 47 (55.3%) for 254 Yards, 3 TD, 0 INT, 92.0 QB rating.
- Extended Chiefs record to 24 consecutive games with a passing TD.
- Voted to the 2021 Pro Bowl.

### Week 16 vs. Atlanta Falcons (W, 17-14)

- 24 of 44 (54.5%) for 278 Yards, 2 TD, 1 INT, 79.5 QB rating.
- Extended Chiefs record to 25 consecutive games with a passing TD.

### Week 17 vs. Los Angeles Chargers (L, 38-21)

- Inactive (No. 1 Seed Clinched in AFC)

### AFC Divisional vs. Cleveland Browns (W, 22-17)

- 21 of 30 (70.0%) for 255 Yards, 1 TD, 0 INT, 106.9 QB rating.
- Chiefs postseason record for most passing yards (1,729) in a career.
- KC postseason record for most passes attempted (214) in a career.
- KC postseason record for most completed passes (136) in a career.
- Chiefs postseason record for most TD passes (14) in a career.

### AFC Championship vs. Buffalo Bills (W, 38-24)

- 29 of 38 (76.3%) for 325 Yards, 3 TD, 0 INT, 127.6 QB rating.
- NFL Record: youngest quarterback to start in three-consecutive conference championship games (25 years old), and the only quarter back to accomplish the feat prior to his 26th birthday. Also the first quarterback to do so in his first four seasons in the league.
- NFL postseason record for most TD passes (17) in first four seasons.
- Extends Chiefs postseason record for most passing yards (2,054) in a career.
- Extends KC postseason record for most passes attempted (252) in a career.
- Extends KC postseason record for most completed passes (165) in a career.
- Extends Chiefs postseason record for most TD passes (17) in a career.

### Super Bowl LV at Tampa Bay Buccaneers (L, 31-9)

- 26 of 49 (53.1%) for 270 yards, 0 TD, 2 INT, 52.3 QB rating.
- Helped Chiefs earn back-to-back Super Bowl trips.
- Three AFC Championship appearances in three years starting.



## QUARTERBACK PATRICK MAHOMES 2021 ACCOLADES

In his fourth season as the team's starting QB, Patrick Mahomes continues to leave his mark in both NFL and Chiefs record books each week. Below is a list of milestones he's reached throughout the 2021 season.

### Week 1 vs. Cleveland Browns (W, 33-29)

- 27 of 36 (75.0%) for 337 yards, 3 TD, 131.4 QB rating.
- Chiefs/current NFL record 26 straight games with a passing TD.
- Chiefs record 27 games of 300+ passing yards.
- NFL record most passing yards (14,372) in first 50 starts (47).
- NFL record most passing TDs (117) in first 50 starts (47).
- Chiefs record (regular + postseason) rushing TDs by a QB (11).

### Week 2 at Baltimore Ravens (L, 35-36)

- 24 of 31 (77.4%) for 343 yards, 3 TD, 1 INT, 131.5 QB rating.
- Chiefs/current NFL record 27 straight games with a passing TD.
- Chiefs record 28 games of 300+ passing yards.
- Ties Chiefs record 30 games of 100.0+ passer rating.

### Week 3 vs. Los Angeles Chargers (L, 24-30)

- 27 of 44 (61.4%) for 260 yards, 3 TD, 2 INT, 81.6 QB rating.
- Chiefs/current NFL record 28 straight games with a passing TD.
- NFL record fastest QB to pass for 15,000+ yards (49 career starts).

### Week 4 at Philadelphia Eagles (W, 42-30)

- 24 of 30 (80.0%) for 278 yards, 5 TD, 1 INT, 131.0 QB rating.
- Chiefs record 31 games of 100.0+ passer rating.
- Chiefs/current NFL record 29 straight games with a passing TD.
- Ties NFL record 3+ TDs in first four games of a season, joining Steve Young (1998), Kurt Warner (1999) and Tom Brady (2007).

### Week 5 vs. Buffalo Bills (L, 20-38)

- 33 of 54 (61.1%) for 272 yards, 2 TD, 2 INT, 70.9 QB rating.
- Chiefs/current NFL record 30 straight games with a passing TD.

### Week 6 at Washington Football Team (W, 31-13)

- 32 of 47 (68.1%) for 397 yards, 2 TD, 2 INT, 90.5 QB rating.
- Chiefs record 29 games of 300+ passing yards.
- Chiefs/current NFL record 31 straight games with a passing TD.



### Week 7 at Tennessee Titans (L, 3-27)

- 20 of 35 (57.1%) for 206 yards, 0 TD, 1 INT, 62.3 QB rating.

### Week 8 vs. New York Giants (W, 20-17)

- 29 of 48 (60.4%) for 275 yards, 1 TD, 1 INT, 74.6 QB rating.

### Week 9 vs. Green Bay Packers (W, 13-7)

- 20 of 37 (54.1%) for 166 yards, 1 TD, 0 INT, 74.8 QB rating.

### Week 10 at Las Vegas Raiders (W, 41-14)

- 35 of 50 (70.0%) for 406 yards, 5 TD, 0 INT, 127.6 QB rating.
- NFL record 30 games with at least 300 passing yards by a player in his first five seasons.
- Chiefs record 30 games of 300+ passing yards.
- Chiefs record 32 games of 100.0+ passer rating.

### Week 11 vs. Dallas Cowboys (W, 19-9)

- 23 of 37 (62.2%) for 260 yards, 0 TD, 1 INT, 71.9 QB rating.

### Week 13 vs. Denver Broncos (W, 22-9)

- 29 of 15 (51.7%) for 184 yards, 0 TD, 1 INT, 57.3 QB rating.

### Week 14 vs. Las Vegas Raiders (W, 48-9)

- 20 of 24 (83.3%) for 258 yards, 2 TD, 0 INT, 139.2 QB rating.
- Chiefs record 33 games of 100.0+ passer rating.

### Week 15 at Los Angeles Chargers (W, 34-28)

- 31 of 47 (66.0%) for 410 yards, 3 TD, 1 INT, 105.8 QB rating.
- Chiefs record 34 games of 100.0+ passer rating.
- Chiefs record 31 games of 300+ passing yards.
- Chiefs record seven games with 400+ passing yards.
- NFL record seven games with 400+ passing yards in first five seasons.
- Joins PFHOF QB Peyton Manning as only two QBs to log four consecutive seasons with 4,000+ passing yards in their first five seasons.

### Week 16 vs. Pittsburgh Steelers (W, 36-10)

- 23 of 30 (76.7%) for 258 yards, 3 TD, 0 INT, 135.1 QB rating.
- Chiefs record 35 games of 100.0+ passer rating.
- Chiefs record 64 career TD passes at GEHA Field at Arrowhead.
- Chiefs record four-time AFC Offensive Player of the Month.
- NFL record as only player to earn a Player of the Month award the past four seasons.

### Week 17 at Cincinnati Bengals (W, 34-31)

- 26 of 35 (74.3%) for 259 yards, 2 TD, 0 INT, 113.9 QB rating.
- NFL record first QB with at least 35 touchdown passes in three of his first five seasons.
- Chiefs record 36 games of 100.0+ passer rating.

### Week 18 at Denver Broncos (W, 28-24)

- 27 of 44 (61.4%) for 270 yards, 2 TD, 0 INT, 93.9 QB rating.
- Chiefs clinch no. 2 seed in the AFC Playoff Picture.

### AFC Wild Card Playoffs vs. Pittsburgh Steelers (W, 42-21)

- 30 of 39 (77.0%) for 404 yards, 5 TD, 1 INT, 138.2 QB rating.
- 138.2 is highest passer rating in a playoff game in team history.
- Five TD passes ties club record for most TD passes.
- 404 yards is most passing yards in a playoff game in team history.

### AFC Divisional Playoffs vs. Buffalo Bills (W, 42-36-OT)

- 33 of 44 (75.0%) for 378 yards, 3 TD, 0 INT, 123.1 QB rating.
- Team trailed with :13 to play before tying game.
- Mahomes led offense to team record 552 total net yards.

### AFC Championship vs. Cincinnati Bengals (L, 24-27-OT)

- 26 of 39 (66.7%) for 275 yards, 3 TD, 2 INTs, 91.3 QB rating.
- Led Chiefs to an NFL record fourth-straight home AFC Championship



## QUARTERBACK PATRICK MAHOMES 2022 ACCOLADES (NFL/SB MVP)

In his fifth season as the team's starting QB, Patrick Mahomes continued to leave his mark in both NFL and Chiefs record books each week. Below is a list of milestones he's reached throughout the 2022 season.

### **Week 1 at Arizona Cardinals (W, 44-21)**

- 30 of 39 (76.9%) for 360 yards, 5 TD, 0 Int, 144.2 QB rating.
- Became first QB in NFL history to record three or more TD passes in five consecutive season openers.
- AFC Offensive Player of the Week.

### **Week 2 vs. Los Angeles Chargers (W, 27-24)**

- 24 of 35 (68.6%) for 235 yards, 2 TD, 0 INT, 106.2 QB rating.
- Extends franchise record for career games with 100.0 passer rating to 38 career games.

### **Week 3 at Indianapolis Colts (L, 17-20)**

- 20 of 35 (57.1%) for 262 yards, 1 TD, 1 INT, 78.5 QB rating.

### **Week 4 at Tampa Bay Buccaneers (W, 41-31)**

- 23 of 37 (62.2%) for 249 yards, 3 TD, 1 INT, 97.7 QB rating.
- NFL/Chiefs record 162 touchdown passes in first 67 games.
- NFL/Chiefs record 67 games to 20,000 career passing yards.
- AFC Offensive Player of the Week.

### **Week 5 vs. Las Vegas Raiders (W, 30-29)**

- 29 of 43 (67.4%) for 292 yards, 4 TD, 0 INT, 117.6 QB rating.
- Extends franchise record for career games with 100.0 passer rating to 39.

### **Week 6 vs. Buffalo Bills (L, 20-24)**

- 25 of 40 (62.5%) for 338 yards, 2 TD, 2 INT, 85.2 QB rating.
- Chiefs record 278 career 20+ yard passes.

### **Week 7 at San Francisco 49ers (W, 44-23)**

- 25 of 34 (73.5%) for 423 yards, 3 TD, 1 INT, 132.4 QB rating.
- Extends franchise record for career games with 100.0 passer rating to 40.

### **Week 9 vs. Tennessee Titans (W, 20-17)**

- 43 of 68 (63.2%) for 446 yards, 1 TD, 1 INT, 80.9 QB rating.
- Chiefs record 68 passes attempted in a game.
- Chiefs record 43 completed passes in a game.
- Extends Chiefs record to 35 300 yard passing games in a career.
- Tied for first in the NFL with 35 300 yard passing games since 2017.
- NFL/Chiefs record for most passing yards in first 75 starts with 21,596 (71 starts).

### **Week 10 vs. Jacksonville Jaguars (W, 27-17)**

- 26 of 35 for 331 yards (74.3%), 4 TD, 1 Int, 129.6 QB rating.
- NFL record 176 passing touchdowns in first 75 career starts (72 starts).
- Tied NFL record 33 games with three or more passing touchdowns in first 75 career starts (72 starts).
- NFL record 16 games with four or more passing touchdowns in first 75 career starts (72 starts).
- NFL leader of games with 300 passing yards since 2017 with 36.
- Extends franchise record for career games with 100.0 passer rating to 41.

### **Week 11 at Los Angeles Chargers (W, 30-27)**

- 20 of 34 for 329 yards (58.8%), 3 TD, 0 Int, 120.8 QB rating.
- Extends franchise record for career games with 100.0 passer rating to 42.
- Extends title of NFL leader of games with 300 passing yards since 2017 with 37.
- Extends Chiefs record to 37 300-yard passing games in a career.
- Tied NFL record with 58 career wins by a QB in first 75 starts (73 starts)
- Extends NFL record to 179 passing touchdown passes in first 75 career game (73 games).

### **Week 12 vs. Los Angeles Rams (W, 26-10)**

- 27 of 42 for 320 yards (64.3%) 1 TD, 1 Int, 85.4 QB rating.
- NFL record of 59 career wins by a QB in first 75 starts (74 starts).
- Extends Chiefs record to 38 300-yard passing games in a career.
- Tied for most QB-pass catcher touchdown connections with 46 to Travis Kelce.

### **Week 13 at Cincinnati Bengals (L, 24-27)**

- 16 of 27 for 223 yards (59.3%) 1 TD, 0 Int, 98.2 QB rating.
- Tied Chiefs record for most rushing touchdowns by a QB with 10.

### **Week 14 at Denver Broncos (W, 34-28)**

- 28 of 42 for 352 yards (66.7%) 3 TD, 3 Int, 86.6 QB rating.
- Extends Chiefs record to 39 300-yard passing games in a career.
- Extends title of NFL leader of games with 300 passing yards since 2017 to 39.

### **Week 15 at Houston Texans (W, 30-24 OT)**

- 36 of 41 for 336 yards (87.8%) 2 TD, 0 Int, 117.1 QB rating.
- Extends Chiefs record to 40 300-yard passing games in a career.
- Extended title of NFL leader of games with 300 passing yards since 2017 to 40.
- Chiefs record 87.80 completion percentage.
- Chiefs record 11 rushing touchdowns by a QB
- Extends franchise record for career games with 100.0 passer rating to 43.

### **Week 16 vs. Seattle Seahawks (W, 24-10)**

- 16 of 28 for 224 yards (57.1%) 2 TD, 0 Int, 106.8 QB rating.
- Extends franchise record for career games with 100.0 passer rating to 44.
- Extends Chiefs record to 12 rushing touchdowns by a QB.

### **Week 17 vs. Denver Broncos (W, 27-24)**

- 29 of 42 for 328 yards (69.0%) 3 TD, 1 Int, 106.1 QB rating
- Tied NFL record for most seasons with 5,000 passing yards and 40 touchdowns in a career with two.
- Tied Chiefs record for most 300-yard passing games in a season with 10.
- Chiefs record 1,280 (658,622) passes attempted in consecutive seasons.
- Chiefs record 853 (436, 417) passes completed in consecutive seasons.
- Chiefs record 9,887 (4,839, 5,048) passing yards in consecutive seasons.
- Chiefs record 77 (37,40) passing touchdowns in consecutive seasons.
- Extends franchise record for career games with 100.0 passer rating to 45.
- Extends Chiefs record to 41 300-yard passing games in a career.
- Extended title of NFL leader of games with 300 passing yards since 2017 to 41.

### **Week 18 at Las Vegas Raiders (W, 31-13)**

- 18 of 26 for 202 yards (69.2%) 1 TD, 0 Int, 105.0 QB rating.
- NFL record 5,614 combined yards by a QB.
- Chiefs record 5,250 passing yards in a season.
- Extends franchise record for career games with 100.0 passer rating to 46.

### **AFC Divisional Playoffs vs. Jacksonville Jaguars (W, 27-20)**

- 22 of 30 for 195 yards (73.3%) 2 TD, 0 Int, 112.5 QB rating.
- Extends franchise record for career postseason games with 100.0 passer rating to 8.

### **AFC Conference Championship vs. Cincinnati Bengals (W, 23-20)**

- 29 of 43 for 326 yards (67.4%) 2 TD, 0 INT, 105.4 QB rating.
- Extends franchise record for career postseason games with 100.0 passer rating to 9.

### **Super Bowl LVII vs. Philadelphia Eagles (W, 38-25)**

- 21 of 27 for 182 yards (77.8%) 3 TD, 0 INT, 131.8 QB rating.
- Extends franchise record for career postseason games with 100.0 passer rating to 10.
- Earned the second Super Bowl MVP of his career.

### **2022 Season Awards**

- Won NFL MVP for the second time in his career.
- Voted the ESPY Best Male Athlete.
- Voted the ESPY Best NFL Player.
- Voted by teammates as Chiefs Derrick Thomas Most Valuable Player.
- Selected to the Pro Bowl.
- Named to the AP All-Pro first team.

## A HOT START FOR THE YOUNG QUARTERBACK

With 80 games under his belt as a starting quarterback in the National Football League, Chiefs QB Patrick Mahomes has performed at a record-setting pace thus far. The charts below compare Mahomes' first 80 games of his career to some of the game's greatest quarterbacks in their first 80 starts.

Listed are Pro Football HOF QBs Brett Favre, Kurt Warner, Dan Marino, John Elway, Joe Montana, Joe Namath, Troy Aikman, Jim Kelly, Steve Young, Johnny Unitas and Peyton Manning, along with potential future PFHOFers QBs Tom Brady, Drew Brees and Aaron Rodgers. Among the group, there are 11 Pro Football Hall of Famers, 11 NFL/AFL MVP Award winners, 12 Super Bowl champions and 10 Super Bowl MVPs.

### PASSING YARDS (THROUGH FIRST 80 STARTS)

<u>Name</u>	<u>Team</u>	<u>Yards</u>
<b>Patrick Mahomes</b>	<b>KC</b>	<b>24,241</b>
Dan Marino*	MIA	22,191
Aaron Rodgers	GB	22,145
Kurt Warner*	STL	21,713
Peyton Manning*	IND	20,618
Brett Favre*	ATL/GB	19,120
Joe Montana*	SF	19,059
Tom Brady	NE	18,366
Joe Namath*	NYJ	18,361
Jim Kelly*	BUF	18,236
Drew Brees	SD	17,939
Johnny Unitas*	BAL	17,337
John Elway*	DEN	17,256
Steve Young*	TB/SF	17,031
Troy Aikman*	DAL	16,066

### PASSING TOUCHDOWNS (THROUGH FIRST 80 STARTS)

<u>Name</u>	<u>Team</u>	<u>TDs</u>
<b>Patrick Mahomes</b>	<b>KC</b>	<b>192</b>
Dan Marino*	MIA	181
Aaron Rodgers	GB	177
Brett Favre*	ATL/GB	149
Johnny Unitas*	BAL	142
Peyton Manning*	IND	138
Kurt Warner*	STL	134
Joe Montana*	SF	128
Tom Brady	NE	126
Jim Kelly*	BUF	125
Joe Namath*	NYJ	114
Drew Brees	SD	110
Steve Young*	TB/SF	110
John Elway*	DEN	98
Troy Aikman*	DAL	82

### PASS COMPLETIONS (THROUGH FIRST 80 STARTS)

<u>Name</u>	<u>Team</u>	<u>Comp.</u>
<b>Patrick Mahomes</b>	<b>KC</b>	<b>1,985</b>
Aaron Rodgers	GB	1,772
Peyton Manning*	IND	1,749
Kurt Warner*	STL	1,736
Dan Marino*	MIA	1,734
Brett Favre*	ATL/GB	1,695
Drew Brees	SD	1,625
Joe Montana*	SF	1,614
Tom Brady	NE	1,597
Jim Kelly*	BUF	1,429
Troy Aikman*	DAL	1,394
John Elway*	DEN	1,368
Steve Young*	TB/SF	1,330
Johnny Unitas*	BAL	1,213
Joe Namath*	NYJ	1,187

### PASSER RATING (THROUGH FIRST 80 STARTS)

<u>Name</u>	<u>Team</u>	<u>Rating</u>
Aaron Rodgers	GB	106.3
<b>Patrick Mahomes</b>	<b>KC</b>	<b>105.7</b>
Kurt Warner*	STL	93.6
Steve Young*	TB/SF	93.1
Joe Montana*	SF	92.2
Dan Marino*	MIA	91.3
Brett Favre*	ATL/GB	89.1
Tom Brady	NE	88.4
Jim Kelly*	BUF	88.1
Peyton Manning*	IND	85.9
Drew Brees	SD	85.7
Troy Aikman*	DAL	81.8
Johnny Unitas*	BAL	79.7
John Elway*	DEN	73.5
Joe Namath*	NYJ	69.0



### INTERCEPTIONS (THROUGH FIRST 80 STARTS)

<u>Name</u>	<u>Team</u>	<u>INTs</u>
Aaron Rodgers	GB	46
<b>Patrick Mahomes</b>	<b>KC</b>	<b>49</b>
Steve Young*	TB/SF	63
Joe Montana*	SF	65
Tom Brady	NE	68
Drew Brees	SD	74
Troy Aikman*	DAL	76
Brett Favre*	ATL/GB	78
Jim Kelly*	BUF	82
Kurt Warner*	STL	90
John Elway*	DEN	92
Dan Marino*	MIA	96
Peyton Manning*	IND	100
Johnny Unitas*	BAL	113
Joe Namath*	NYJ	132

\* Denotes Pro Football Hall of Famer

## COMEBACK KINGDOM

QB Patrick Mahomes led his team to an NFL-QB record eight straight come-from-behind wins after being down by at least 10 points from 2019-20. He has a total of 14 such comeback victories in his career.

<u>Date</u>	<u>Team</u>	<u>Deficit</u>	<u>Final Score</u>
2/12/23*	vs. PHI	14-24 (10)	38-25
11/6/22	vs. TEN	3-14 (11)	20-17
10/23/22	at SF	0-10 (10)	44-23
10/10/22	vs. LV	0-17 (17)	30-29
9/15/22	vs. LAC	7-17 (10)	27-24
9/12/21	vs. CLE	3-15 (12)	33-29
12/13/20	at MIA	0-10 (10)	33-27
9/20/20	at LAC	6-17 (11)	23-20 OT
2/2/20*	vs. SF	10-20 (10)	31-20
1/19/20*	vs. TEN	7-17 (10)	35-24
1/12/20*	vs. HOU	0-24 (24)	51-31
9/15/19	at OAK	0-10 (10)	28-10
9/29/19	at DET	0-10 (10)	34-30
10/1/18	at DEN	13-23 (10)	27-23

Mahomes also owns 15 wins in games his team entered the fourth quarter either trailing or tied.

<u>Date</u>	<u>Team</u>	<u>Deficit Entering Q4</u>	<u>Final Score</u>
2/12/23*	vs. PHI	21-27 (6)	38-35
1/1/23	vs. DEN	13-17 (4)	27-24
12/18/22	at HOU	16-21 (5)	30-24 OT
11/20/22	at LAC	16-20 (4)	30-27
11/6/22	vs. TEN	9-17 (6)	20-17 OT
10/10/22	vs. LV	10-20 (10)	30-29
9/15/22	vs. LAC	14-17 (3)	27-24
1/8/22	at DEN	17-21 (4)	28-24
12/16/21	at LAC	13-14 (1)	34-28 OT
9/12/21	vs. CLE	20-22 (2)	33-29
9/20/20	at LAC	9-17 (8)	23-20 OT
2/2/20*	vs. SF	10-20 (10)	31-20
9/29/19	at DET	20-23 (3)	34-30
12/9/18	vs. BAL	17-17 (0)	27-24 OT
10/1/18	at DEN	13-20 (7)	27-23

\* Denotes Postseason Game



## MISC. OFFENSIVE NOTES

### KELCE LOGS NFL RECORD

Over the past five seasons (2018-22), Chiefs TE Travis Kelce has landed himself in the NFL history book as he's recorded three of the top five single season receiving yard marks for tight ends in the league's existence. He set the record in 2020 with 1,416 receiving yards on 105 receptions.

#### NFL RECORD BOOK: SINGLE-SEASON RECEIVING YARDS, TIGHT END

Rk.	Tm.	Name	Year	Rec.	Yards	Avg.
1.	KC	Travis Kelce	2020	105	1,416	13.5
2.	SF	George Kittle	2018	88	1,377	15.6
3.	BAL	Mark Andrews	2021	107	1,361	12.7
4.	KC	Travis Kelce	2022	110	1,338	12.2
5.	KC	Travis Kelce	2018	103	1,336	13.0



### KELCE JOINS THE 10,000 CLUB

With 71 receiving yards in Kansas City's 2022 Week 14 game against the Broncos (12/11/22), TE Travis Kelce became just the second pass catcher in franchise history to cross the 10,000-yard plateau for his career. He now owns 10,344 career receiving yards. He has 35 100-yard receiving games in his career, including six in 2022. His 35 100-yard receiving games is a league best for tight ends.

#### CHIEFS RECORD BOOK: MOST RECEIVING YARDS, CAREER

Rk.	Yards	Player	Pos.	Seasons
1.	10,940	Tony Gonzalez	TE	1997-2008
2.	10,344	Travis Kelce	TE	2013-22
3.	7,306	Otis Taylor	WR	1965-75
4.	7,155	Dwayne Bowe	WR	2007-14
5.	6,630	Tyreek Hill	WR	2016-21

By reaching the milestone in just 140 games, Kelce became the fastest tight end, and fifth ever, in NFL history to record 10,000 career receiving yards. He's also the fastest tight end in NFL history to record 9,000 career receiving yards, doing so in 127 games.

#### NFL RECORD BOOK: FASTEST TO 10,000 RECEIVING YARDS, TIGHT END

Rk.	Name	Years	Games
1.	Travis Kelce	2013-22	140
2.	Tony Gonzalez	1997-08	177
3.	Antonio Gates	2003-14	179
4.	Jason Witten	2003-14	180
5.	Shannon Sharpe	1990-03	203

### KELCE YARDS AFTER CATCH

Since entering the NFL in 2013, Chiefs TE Travis Kelce ranks first in yards after catch.

Rk.	Pos.	Name	Rec.	Yards	YAC
1.	TE	Travis Kelce	814	10,344	4,896
2.	WR	Golden Tate	594	6,981	3,838
3.	WR	Julio Jones	770	11,472	3,717
4.	WR	Davante Adams	769	9,637	3,630
5.	WR	Antonio Brown	777	10,229	3,624

### KELCE AMONG THE ALL-TIME GREATS

With 144 games played in his career, Chiefs TE Travis Kelce has already cemented himself in league history and continues to produce at a record-setting pace. The below chart compares the first 144 games of Kelce's career to some of the game's greatest tight ends in their first 144 games.

Listed are all nine TEs enshrined in the Pro Football Hall of Fame -- Dave Casper (1974-84), Mike Ditka (1961-72), Tony Gonzalez (1997-2013), John Mackey (1963-72), Ozzie Newsome (1978-90), Charlie Sanders (1968-77), Shannon Sharpe (1990-2003), Jackie Smith (1963-78) and Kellen Winslow (1979-87) -- along with potential future PFHOF TEs Antonio Gates (2003-18), Jason Witten (2003-17, 2019-20) and Rob Gronkowski (2010-18, 2020-21).

#### RECEPTIONS (THROUGH FIRST 144 GAMES)

Name	Team	Receptions
Travis Kelce	KC	814
Jason Witten	DAL	698
Tony Gonzalez*	KC	658
Antonio Gates	SD	634
Rob Gronkowski <sup>****</sup>	NE/TB	621
Ozzie Newsome*	CLE	561
Shannon Sharpe*	DEN	552
Kellen Winslow <sup>^</sup>	SD	541
Jackie Smith*	STL	437
Mike Ditka*	CHI/PHI/DAL	426
Dave Casper*	OAK/HOU	378
Charlie Sanders <sup>^^</sup>	DET	336
John Mackey <sup>***</sup>	BAL	331

#### RECEIVING YARDS (THROUGH FIRST 144 GAMES)

Name	Team	Yards
Travis Kelce	KC	10,344
Rob Gronkowski <sup>****</sup>	NE/TB	9,286
Antonio Gates	SD	8,231
Jason Witten	DAL	7,919
Tony Gonzalez*	KC	7,891
Jackie Smith*	STL	7,227
Shannon Sharpe*	DEN	6,983
Ozzie Newsome*	CLE	6,896
Kellen Winslow <sup>^</sup>	SD	6,741
Mike Ditka*	CHI/PHI/DAL	5,786
John Mackey <sup>***</sup>	BAL	5,236
Dave Casper*	OAK/HOU	5,216
Charlie Sanders <sup>^^</sup>	DET	4,817

#### RECEIVING TOUCHDOWNS (THROUGH FIRST 144 GAMES)

Name	Team	Touchdowns
Rob Gronkowski <sup>****</sup>	NE/TB	92
Antonio Gates	SD	80
Travis Kelce	KC	69
Tony Gonzalez*	KC	57
Dave Casper*	OAK/HOU	52
Kellen Winslow <sup>^</sup>	SD	45
Shannon Sharpe*	DEN	44
Mike Ditka*	CHI/PHI/DAL	43
Ozzie Newsome*	CLE	42
Jason Witten	DAL	41
John Mackey <sup>***</sup>	BAL	38
Jackie Smith*	STL	34
Charlie Sanders <sup>^^</sup>	DET	31

\* Denotes Pro Football Hall of Famer

<sup>^</sup>Only played in 109 games

<sup>^^</sup>Only played in 117 games

<sup>\*\*\*</sup>Only played in 123 games

<sup>\*\*\*\*</sup>Only played in 143 games

## MISC. OFFENSIVE NOTES

### PLAYOFF CALIBER LEADERSHIP

The Chiefs won Super Bowl LVII led by their 2022 Playoff Captains. These six Chiefs members had monumental seasons. QB Patrick Mahomes connected with McKinnon and Kelce for 21 receiving touchdowns this season. On the other side of the ball, DE Chris Jones finished third in the league for sacks, tying with Matthew Judon with 15.5. LB Nick Bolton set the Chiefs record for most tackles in a season with 180. Rounding out the captains, P Tommy Townsend climbed to the top of the Chiefs record book for punting average in a season (53 punts), averaging 50.42.

#### PLAYOFF CAPTAINS - 2022

Name	Position	Years with Chiefs
Patrick Mahomes	QB	6
Travis Kelce	TE	10
Jerick McKinnon	RB	2
Chris Jones	DE	7
Nick Bolton	LB	2
Tommy Townsend	P	3

### RELIABILITY WITH KELCE

TE Travis Kelce has recorded at least one pass reception in 143-consecutive games played from Week 1 of the 2014 season (9/7/14) through Week 18 of the 2022 season (1/7/23), setting the record for longest streak in franchise history.

#### CHIEFS RECORD BOOK:

##### MOST CONSECUTIVE GAMES, PASS RECEPTIONS

Rk.	Games	Player	Years
1.	143	Travis Kelce	Sept. 7, 2014 – Present
2.	131	Tony Gonzalez	Dec. 4, 2000 – Dec. 28, 2008
3.	83	Stephone Paige	Nov. 17, 1985 – Sept. 29, 1991

Kelce's 143-consecutive games with a reception ranks second among all active NFL players. Kelce's achievement also ranks as the longest consecutive mark by an active TE in the National Football League.

#### NFL RECORD BOOK:

##### MOST CONSECUTIVE GAMES, PASS RECEPTION, ACTIVE STREAK

Rk.	Name	Team	Games	Date
1.	DeAndre Hopkins	HOU/ARI	145	Sept. 9, 2013 – Present
2.	Travis Kelce	KC	142	Sept. 7, 2014 – Present
3.	Stefon Diggs	MIN/BUF	119	Oct. 4, 2015 – Present
4.	Zach Ertz	PHI/ARI	116	Dec. 7, 2014 – Present

Kelce concluded his 10th season with 10,344 career receiving yards in 2022 becoming one of five tight ends in NFL history to eclipse 10,000 receiving yards after recording 71 yards against the Broncos (12/11/22). Reaching this mark in just 140 games, Kelce became the fastest tight end to accomplish 10,000 receiving yards. Kelce's 71 receiving yards in the win over the Broncos also earned him his seventh-consecutive 1,000 yard receiving season, the most consecutive 1,000 yard seasons in franchise history.

#### NFL RECORD BOOK

##### MOST RECEIVING YARDS, CAREER, TIGHT END (ALL 10,000+)

1.	15,127	Tony Gonzalez	1997-13
2.	13,046	Jason Witten	2003-20
3.	11,841	Antonio Gates	2003-18
4.	10,344	Travis Kelce	2013-22
5.	10,060	Shannon Sharpe	1990-03

With Kelce's TD reception during the 2022 Week 12 victory over the Rams, he had 12 scoring catches on the season, tying for the third-most touchdown receptions in a single-season in franchise history and topping his previous mark of 11 (2020) for a new single-season career-high.

#### CHIEFS RECORD BOOK

##### MOST TOUCHDOWN RECEPTIONS, SEASON

1t.	15	Dwayne Bowe	2010
		Tyreek Hill	2020
3t.	12	Travis Kelce	2022
		Chris Burford	1962
		Tyreek Hill	2018

### PROTECTION UP FRONT

Prior to the 2021 season, the Chiefs overhauled their offensive line, drafting C Creed Humphrey with the 63rd pick in the second round and picking up G Trey Smith with the 226th overall pick in the sixth round. The draft picks were paired with Joe Thuney as a free agent.

These additions kept QB Patrick Mahomes protected. Throughout the 2022 season, the Chiefs front allowed only 26 sacks, the third-fewest across the league. The offensive line allowed no sacks four times in 2022 (Week 1, Week 10, Week 12, Week 17). Kansas City's 26 sacks are the fewest allowed in the AFC.

#### SACKS ALLOWED, 2022

Rk.	Team	Sacks	Yds.
1.	TB	22	-160
2.	DET	24	-163
3.	KC	26	-188
4.	DAL	27	-175
5.	JAX	28	-189

### PUT IT ON THE BOARD

Since 2018, the Chiefs rank first in the NFL in points scored per game (30.1). The Chiefs averaged 29.2 points per game in the 2022 season, coming out on top across the league. Since Andy Reid was named Head Coach in 2013, the Chiefs have had at least four games each season where they've scored 30 or more points. In 2018, the club scored at least 30 points 12 times, which ranked first in franchise history. In the 2022 season alone, they Chiefs recorded eight games with at least 30 points.

#### NFL LEADERS - POINTS PER GAME (2018-22)

Rk.	Team	Points Per Game
1.	KC	30.1
2.	TB	26.5
3.	DAL	26.4
4.	NO	26.1
5.	BAL	25.9

### SCRIMMAGE YARDS PER GAME LEADERS

Over the last five seasons, the Chiefs rank first in the NFL in scrimmage yards per game.

#### 2018-22 NFL LEADERS - SCRIMMAGE YARDS PER GAME

Rk.	Team	Scrimmage Yards Per Game
1.	KC	416.5
2.	TB	401.6
3.	DAL	396.3
4.	LAC	387.6
5.	SF	386.6

### MOVING THE CHAINS

Since 2018, the Chiefs ranked first in the league with a total of 1,958 first downs.

#### 2018-22 NFL LEADERS, FIRST DOWNS

Rk.	Team	First Downs
1.	KC	1,958
2.	TB	1,855
3.	LAC	1,813
4.	BAL	1,811
5.	DAL	1,809

### THIRD DOWN MAGIC

Since 2018, the Chiefs have the highest third down percentage in the NFL, converting 49.0% of their third down attempts. The Chiefs were second amongst the league this season in third down conversions with 48.7%.

#### 2018-22 NFL LEADERS, THIRD DOWN PCT.

Rk.	Team	Third Down Pct.
1.	KC	49.0
2.	BAL	43.6
3t.	DAL	43.5
	LAC	43.5
5.	PHI	43.1

## CHIEFS DEFENSIVE NOTES

### CHIEFS TAKEAWAYS UNDER REID

Dating back to 2013 when Chiefs Head Coach Andy Reid arrived in Kansas City, the Chiefs defense is ranked third in the NFL when it comes to forcing opponent turnovers, tallying 258 total takeaways.

Rk.	Team	Games	Takeaways
1.	NE	162	262
2.	BUF	161	261
<b>3</b>	<b>KC</b>	<b>162</b>	<b>259</b>
4t.	SEA	162	253
	TB	162	253

### HOUSE CALLS, PLEASE

The Chiefs have returned 24 of their 156 interceptions for touchdowns since 2013, the most in the NFL over that span.

Rk.	INT TDs	Team
<b>1.</b>	<b>24</b>	<b>Kansas City Chiefs</b>
2t.	18	Tampa Bay Buccaneers
	18	Arizona Cardinals
	18	Los Angeles Rams
	18	Houston Texans

Since Defensive Coordinator Steve Spagnuolo arrived in Kansas City in 2019, the Chiefs have returned seven of their 58 interceptions for a touchdown, including two in 2022, tying for third most in the NFL.

Rk.	INT TDs	Team
1.	12	New England Patriots
2.	8	San Francisco 49ers
<b>3t.</b>	<b>7</b>	<b>Kansas City Chiefs</b>
	7	Indianapolis Colts
5.	6	Five teams tied.

### INTS SINCE 2013

The Chiefs rank third in the NFL with 156 interceptions since 2013, returning those interceptions for a league-best 2,597 yards and 24 TDs.

Rk.	INTs	Team
1.	173	New England Patriots
2	170	Buffalo Bills
<b>3.</b>	<b>155</b>	<b>Kansas City Chiefs</b>
4.	149	Cincinnati Bengals
5.	148	Two teams tied.

### '23 CHIEFS PRO BOWL PLAYERS & '22 AWARDS

The NFL announced on Dec. 21, 2022 that seven members of the Chiefs were selected to participate in the 2023 NFL Pro Bowl.

**Orlando Brown (Tackle) - 4th Nomination**  
**Creed Humphrey (Center) - 1st Nomination**  
**Chris Jones (Defensive Tackle) - 4th Nomination**  
**Travis Kelce (Tight End) - 8th Nomination**  
**Patrick Mahomes (Quarterback) - 5th Nomination**  
**Joe Thuney (Guard) - 1st Nomination**  
**Tommy Townsend (Punter) - 1st Nomination**

#### 2022 IN-SEASON AWARDS

Week	Player	Award
1	QB Patrick Mahomes	AFC Offensive POTW
2	CB Jaylen Watson	AFC Defensive POTW
Sept.	P Tommy Townsend	AFC Special Teams POTM
4	QB Patrick Mahomes	AFC Offensive POTW
11	TE Travis Kelce	AFC Offensive POTW
Nov.	QB Patrick Mahomes	AFC Offensive POTM
15	P Tommy Townsend	AFC Special Teams POTW
Dec.	RB Jerick McKinnon	AFC Offensive POTM

### POINTS PER GAME ALLOWED

Dating back to 2013, Kansas City's defense ranks fourth in the NFL in allowing opposing teams to score just 20.7 points per game.

Rk.	Team	PPG
1.	New England Patriots	18.9
2.	Baltimore Ravens	20.1
3.	Seattle Seahawks	20.2
<b>4.</b>	<b>Kansas City Chiefs</b>	<b>20.7</b>
5.	Buffalo Bills	20.8

### OPPONENT PASSER RATING

Since 2013, the Chiefs are holding opposing teams to an 85.3 passer rating, placing the unit fifth in the NFL during that time span.

Rk.	Passer Rtg	Team
1.	79.4	Buffalo Bills
2.	82.2	New England Patriots
3.	84.1	Seattle Seahawks
4.	84.6	Denver Broncos
<b>5.</b>	<b>85.3</b>	<b>Kansas City Chiefs</b>

### OPPONENT COMPLETION PERCENTAGE

Since 2013, Kansas City's pass defense is allowing opposing quarterbacks to complete just 60.8 percent of passes, ranking second in the NFL.

Rk.	Comp. %	Team
1.	60.6	New England Patriots
<b>2.</b>	<b>60.8</b>	<b>Kansas City Chiefs</b>
3.	60.8	Buffalo Bills
4.	61.7	Denver Broncos
5.	61.8	Pittsburgh Steelers

### PASSES DEFENSED

Going back to 2013, the club is ranked second in the NFL for most passes defended with 802 passes defended.

Rk.	Team	PD
1.	Buffalo Bills	817
<b>2.</b>	<b>Kansas City Chiefs</b>	<b>802</b>
3	New York Giants	790
4.	Cincinnati Bengals	788
5.	Denver Broncos	773

### I GOT A NEED, A NEED FOR SNEED

Since entering the NFL in 2020, Chiefs CB L'Jarius Sneed ranks first among all cornerbacks in sacks and sack yards.

Rank	Player	Team	Sacks	Sack Yards
<b>1.</b>	<b>L'Jarius Sneed</b>	<b>KC</b>	<b>6.5</b>	<b>71.0</b>
2.	Marlon Humphrey	BAL	5.5	28.5
3.	Jourdan Lewis	DAL	4.5	13.5
4t.	Three players tied.		4.0	



## CHIEFS DEFENSIVE NOTES



### CHIEFS DEFENSE NO STRANGER TO END ZONE

Below is a look at Kansas City's most recent defensive scores. The Chiefs are 130-31-2 (.804) when producing a defensive score. KC is 119-28-1 (.807) when scoring a defensive TD and 16-3-1 (.825) when recording a safety. Kansas City's defense ranks first in the NFL in scoring defense since 2013.

#### Defensive Scores Under Head Coach Andy Reid

Date	Opponent	Defensive Score	Result
12/11/22	@ DEN	LB Willie Gay 47-yd INT return	W, 34-28
10/23/22	@ SF	DE Frank Clark safety (J. Garoppolo)	W, 44-23
9/15/22	LAC	CB Jaylen Watson 99-yd INT return	W, 27-24
1/8/22	@ DEN	LB Nick Bolton 86-yd fum. return	W, 28-24
12/12/21	LV	CB Mike Hughes 23-yd fum. return	W, 48-9
12/5/21	DEN	S Dan Sorensen 75-yd INT return	W, 22-9
9/19/21	@ BAL	S Tyrann Mathieu 34-yd INT return	L, 35-36
12/13/20	@ MIA	DT Chris Jones safety (T. Tagovailoa)	W, 33-27
10/25/20	@ DEN	S Dan Sorensen 50-yd INT return	W, 43-16
10/5/20	NE	S Tyrann Mathieu 25-yd INT return	W, 26-10
12/1/19	OAK	S Juan Thornhill 46-yd INT return	W, 40-9
10/17/19	@ DEN	LB Reggie Ragland 5-yd fum return	W, 30-6
9/29/19	@ DET	CB B. Breeland 100-yd fum. return	W, 34-30
12/30/18	OAK	S Dan Sorensen 54-yd INT return	W, 35-3
11/19/18	@ LAR	DE Allen Bailey 2-yd fum. return	L, 51-54
10/21/18	CIN	S Ron Parker 33-yd INT return	W, 45-10
10/7/18	JAX	DL Chris Jones 20-yd INT return	W, 30-14
12/31/17	@ DEN	LB Ramik Wilson 11-yd fum. return	W, 27-24
10/30/17	DEN	CB Marcus Peters 45-yd fum. return	W, 29-19
10/2/17	WAS	LB Justin Houston 13-yd fum. return	W, 29-20
12/4/16	@ ATL	S Eric Berry 37-yd INT return	W, 29-28
11/27/16	@ DEN	LB Justin Houston safety (R. Okung)	W, 30-27
11/13/16	@ CAR	S Eric Berry 42-yd INT return	W, 20-17
10/23/16	NO	S Daniel Sorensen 48-yd INT return	W, 27-21
9/25/16	NYJ	LB Derrick Johnson 55-yd INT return	W, 24-3
12/20/15	@ BAL	CB Marcus Peters 90-yd INT return	W, 34-14
12/20/15	@ BAL	S Tyvon Branch 73-yd fumble return	W, 34-14
12/6/15	@ OAK	S Tyvon Branch 38-yd INT return	W, 34-20
11/22/15	SD	LB Justin Houston 17-yd INT return	W, 33-3
10/11/15	CHI	LB Ramik Wilson FR in endzone	L, 18-17
9/17/15	DEN	CB Marcus Peters 55-yd INT return	L, 31-24
9/29/14	NE	S Husain Abdullah 39-yd INT return	W, 41-14
12/15/13	@ OAK	S Eric Berry 47-yard INT return	W, 56-31
11/3/13	@ BUF	LB Tamba Hali 11-yard fumble return	W, 23-13
11/3/13	@ BUF	CB Sean Smith 100-yd INT return	W, 23-13



### CHIEFS EXCEL WHEN SACKING THE QB

The Chiefs have placed an emphasis on putting pressure on opposing quarterbacks. Kansas City has recorded 6.0 or more team sacks 62 times in team history. In those 62 games, Kansas City has a 56-5-1 (.911) record and has outscored its opponents 1,824-766.

#### Record When Recording 6.0 or More Team Sacks

Date	Opponent	Sacks	Yds	Result
12/4/1960	Houston	7.0	54	W, 24-0
12/18/1960	Buffalo	6.0	37	W, 24-7
9/23/1962	@ Oakland	6.0	67	W, 26-16
12/8/1963	Denver	6.0	47	W, 52-21
12/14/1963	Boston	6.0	54	W, 35-3
11/8/1964	Oakland	7.0	65	W, 42-7
10/31/1965	Oakland	6.0	62	W, 14-7
10/8/1967	Miami	7.0	77	W, 41-0
9/28/1968	@ Miami	6.0	55	W, 48-3
11/10/1968	@ Cincinnati	6.0	35	W, 16-9
12/8/1968	@ San Diego	6.0	61	W, 40-3
12/14/1968	@ Denver	7.0	78	W, 30-7
10/26/1969	Cincinnati	6.0	23	W, 42-22
11/2/1969	@ Buffalo	9.0	93	W, 29-7
9/28/1970	@ Baltimore	7.0	73	W, 44-24
12/6/1970	Denver	6.0	45	W, 16-0
10/1/1972	@ Denver	8.0	63	W, 45-24
11/12/1973	Chicago	6.0	64	W, 19-7
12/2/1973	Cleveland	7.0	50	T, 20-20
9/23/1979	Oakland	7.0	55	W, 35-7
10/5/1980	@ Oakland	6.0	54	W, 31-17
11/13/1983	Cincinnati	7.0	49	W, 20-15
11/27/1983	@ Seattle	6.0	40	L, 48-51 (OT)
9/30/1984	Cleveland	11.0	78	W, 10-6
12/8/1985	Atlanta	7.0	53	W, 38-10
9/21/1986	Houston	7.0	42	W, 27-13
9/23/1990	@ Green Bay	6.0	35	W, 17-3
10/7/1990	@ Indianapolis	7.0	62	L, 19-23
11/11/1990	Seattle	9.0	70	L, 16-17
12/2/1990	@ New England	6.0	44	W, 37-7
10/7/1991	Buffalo	6.0	43	W, 33-6
11/17/1991	Denver	6.0	47	L, 20-24
10/11/1992	Philadelphia	6.0	39	W, 24-17
11/8/1992	San Diego	6.0	56	W, 16-14
12/27/1992	Denver	6.0	56	W, 42-20
10/3/1993	LA Raiders	6.0	46	W, 24-9
10/17/1994	@ Denver	6.0	30	W, 31-28
10/1/1995	@ Arizona	7.0	68	W, 24-3
9/15/1996	@ Seattle	7.0	18	W, 35-17
11/16/1997	Denver	6.0	38	W, 24-22
12/7/1997	Oakland	6.0	45	W, 30-0
12/14/1997	@ San Diego	7.0	34	W 29-7
9/6/1998	Oakland	10.0	58	W, 28-8
12/26/1998	@ Oakland	6.0	44	W, 31-24
9/17/2000	San Diego	6.0	31	W, 42-10
11/26/2000	@ San Diego	6.0	28	L, 16-17
12/10/2000	Carolina	6.0	18	W, 15-14
12/8/2002	St. Louis	7.0	49	W, 49-10
12/4/2011	Chicago	7.0	45	W, 10-3
9/8/2013	@ Jacksonville	6.0	50	W, 28-2
9/19/2013	@ Philadelphia	6.0	34	W, 26-16
10/13/2013	Oakland	9.0	63	W, 24-7
12/8/2013	@ Washington	6.0	31	W, 45-10
10/26/2014	St. Louis	7.0	44	W, 34-7
12/28/2014	San Diego	7.0	42	W, 19-7
11/1/2015	Detroit	6.0	32	W, 45-10
1/3/2016	Oakland	6.0	37	W, 23-17
10/30/2016	@ Indianapolis	6.0	38	W, 30-14
9/17/2017	Philadelphia	6.0	34	W, 27-20
10/17/2019	@ Denver	9.0	79	W, 30-6
12/11/22	@ Denver	6.0	49	W, 34-28
1/7/23	@ Las Vegas	6.0	39	W, 31-13

## SPECIAL TEAMS NOTES

### BUTKER'S BOOTS

K Harrison Butker's 147 points scored led all NFL players in 2019. He also broke his own franchise record for the most points scored by a kicker in a single season. Butker's 147 points rank second in club history for the most points scored by any player in a single season (Priest Holmes, 2003; 162), and his 763 points scored in his career rank third in club annals.

#### NFL LEADERS, POINTS SCORED (2019)

Rk.	Pts.	Player	Team
1.	147	Harrison Butker	KC
2.	144	Wil Lutz	NO
3.	141	Justin Tucker	BAL
4.	127	Zane Gonzalez	ARI
5.	124	Matt Gay	TB

#### CHIEFS MOST POINTS, SEASON

Rk.	Pts.	Player	Year
1.	162	Priest Holmes	2003
2.	147	Harrison Butker	2019
3.	144	Priest Holmes	2002
4.	142	Harrison Butker	2017
5.	139	Nick Lowery	1990
6.	137	Harrison Butker	2018

#### CHIEFS MOST POINTS, CAREER

Rk.	Pts.	Player	Year
1.	1,466	Nick Lowery	1983-93
2.	1,231	Jan Stenerud	1967-79
3.	763	Harrison Butker	2017-22
4.	517	Ryan Succup	2009-13
5.	500	Priest Holmes	2001-07

### BUTKER KEEPING PACE

K Harrison Butker owns 763 points in 90 career games, which is the most in NFL history through a kicker's first 90 games.

#### NFL RECORD BOOK: POINTS SCORED, FIRST 90 GAMES

Rk.	Player	Points	Team
1.	Harrison Butker	763	KC
2.	Justin Tucker	749	BAL
3.	Will Lutz	745	NO
5.	Stephen Gostkowski	734	NE
4.	Dan Bailey	723	DAL



### CONSISTENT COVERAGE WITH TOUB

Since his arrival in 2013, Chiefs Assistant Head Coach/Special Teams Coordinator Dave Toub has had tremendous success with his coverage units.

#### FEWEST RETURN TDS ALLOWED SINCE 2013

Rk.	Team	PR/KR TDS
1t.	Kansas City	1
	Atlanta	1
	Dallas	1

Toub's two return TDs allowed since the 2010 season ranks first among all active Special Teams Coordinators who have led special teams units since the 2010 season.

#### FEWEST RETURN TDS ALLOWED SINCE 2010 (ACTIVE STC)

Rk.	STC	Team	TDs
1.	Dave Toub	KC/CHI	2
2.	Rich Bisaccia	GB/LV/OAK/DAL/SD/TB	5
3.	John Fassel	DAL/LAR/STL/OAK	6
4.	Joe DeCamillis	LAR/JAX/DEN/CHI/DAL	7
5t.	Mike Priefer	CLE/MIN/DEN	8
	Darren Rizzi	NO/MIA	8
	Darrin Simmons	CIN	8

#### TOUB – RETURN TDS ALLOWED SINCE 2004 (FEWEST IN NFL)

Date	Type	Opponent
12/25/05	PR	Green Bay
9/30/07	KR	Detroit
9/19/10	PR	Dallas
9/29/20	KR	Baltimore

### QUALITY SPECIAL TEAMS PLAY

Over the past 10 seasons (2013-22) under Assistant Head Coach/Special Teams Coordinator Dave Toub, the Chiefs special teams units have performed consistently. In fact, over that span, the club is fourth in the league in kick return average and tied for third in punt return average. Additionally, the Chiefs have a combined 14 return touchdowns, which also ranks first in the NFL.

#### KICK RETURN AVERAGE SINCE 2013

Rk.	Team	KR	Yds.	Avg.	TDs
1.	Minnesota	360	8,941	24.8	8
2t.	Indianapolis	351	8,677	24.7	2
	Baltimore	319	7,878	24.7	5
4.	Kansas City	385	9,473	24.6	6
5.	Detroit	317	7,684	24.2	2

#### PUNT RETURN AVERAGE (SINCE 2013)

Rk.	Team	PR	Yds.	Avg.	TDs
1.	Baltimore	312	3,347	10.7	4
2.	Detroit	274	2,782	10.2	8
3t.	Kansas City	366	3,582	9.8	8
	New England	346	3,386	9.8	3
5.	Chicago	272	2,598	9.6	5

#### COMBINED RETURN TOUCHDOWNS (SINCE 2013)

Rk.	Team	PR TDs	KR TDs	Tot TDs
1.	Kansas City	8	6	14
2.	Minnesota	4	8	12
3.	Detroit	8	2	10
4t.	Philadelphia	5	4	9
	Baltimore	4	5	9

## 2022 FINAL NFL STANDINGS

AFC East											
Team	W	L	T	Pct	PF	PA	Home	Away	Conf	Div	Streak
y-Buffalo Bills	13	3	0	.813	455	286	7-1-0	6-2-0	9-2-0	4-2-0	Won 7
x-Miami Dolphins	9	8	0	.529	397	399	6-2-0	3-6-0	7-5-0	3-3-0	Won 1
New England Patriots	8	9	0	.471	364	347	4-4-0	4-5-0	6-6-0	3-3-0	Lost 1
New York Jets	7	10	0	.412	296	316	3-5-0	4-5-0	5-7-0	2-4-0	Lost 6

AFC North											
Team	W	L	T	Pct	PF	PA	Home	Away	Conf	Div	Streak
y-Cincinnati Bengals	12	4	0	.750	418	322	6-1-0	6-3-0	8-3-0	3-3-0	Won 8
x-Baltimore Ravens	10	7	0	.588	350	315	5-3-0	5-4-0	6-6-0	3-3-0	Lost 2
Pittsburgh Steelers	9	8	0	.529	308	346	4-4-0	5-4-0	5-7-0	3-3-0	Won 4
Cleveland Browns	7	10	0	.412	361	381	4-4-0	3-6-0	4-8-0	3-3-0	Lost 1

AFC South											
Team	W	L	T	Pct	PF	PA	Home	Away	Conf	Div	Streak
y-Jacksonville Jaguars	9	8	0	.529	404	350	5-3-0	4-5-0	8-4-0	4-2-0	Won 5
Tennessee Titans	7	10	0	.412	298	359	3-5-0	4-5-0	5-7-0	3-3-0	Lost 7
Indianapolis Colts	4	12	1	.265	289	427	2-6-0	2-6-1	4-7-1	1-4-1	Lost 7
Houston Texans	3	13	1	.206	289	420	0-7-1	3-6-0	3-8-1	3-2-1	Won 1

AFC West											
Team	W	L	T	Pct	PF	PA	Home	Away	Conf	Div	Streak
z-Kansas City Chiefs	14	3	0	.824	496	369	7-1-0	7-2-0	9-3-0	6-0-0	Won 5
x-Los Angeles Chargers	10	7	0	.588	391	384	5-3-0	5-4-0	7-5-0	2-4-0	Lost 1
Las Vegas Raiders	6	11	0	.353	395	418	4-4-0	2-7-0	5-7-0	3-3-0	Lost 3
Denver Broncos	5	12	0	.294	287	359	4-4-0	1-8-0	3-9-0	1-5-0	Won 1

NFC East											
Team	W	L	T	Pct	PF	PA	Home	Away	Conf	Div	Streak
z-Philadelphia Eagles	14	3	0	.824	477	344	7-2-0	7-1-0	9-3-0	4-2-0	Won 1
x-Dallas Cowboys	12	5	0	.706	467	342	8-1-0	4-4-0	8-4-0	4-2-0	Lost 1
x-New York Giants	9	7	1	.559	365	371	5-3-1	4-4-0	4-7-1	1-4-1	Lost 1
Washington Commanders	8	8	1	.500	321	343	4-5-0	4-3-1	5-6-1	2-3-1	Won 1

NFC North											
Team	W	L	T	Pct	PF	PA	Home	Away	Conf	Div	Streak
y-Minnesota Vikings	13	4	0	.765	424	427	8-1-0	5-3-0	8-4-0	4-2-0	Won 1
Detroit Lions	9	8	0	.529	453	427	5-4-0	4-4-0	7-5-0	5-1-0	Won 2
Green Bay Packers	8	9	0	.471	370	371	5-4-0	3-5-0	6-6-0	3-3-0	Lost 1
Chicago Bears	3	14	0	.176	326	463	2-7-0	1-7-0	1-11-0	0-6-0	Lost 10

NFC South											
Team	W	L	T	Pct	PF	PA	Home	Away	Conf	Div	Streak
y-Tampa Bay Buccaneers	8	9	0	.471	313	358	5-4-0	3-5-0	8-4-0	4-2-0	Lost 1
Carolina Panthers	7	10	0	.412	347	374	5-4-0	2-6-0	6-6-0	4-2-0	Won 1
New Orleans Saints	7	10	0	.412	330	345	4-5-0	3-5-0	5-7-0	2-4-0	Lost 1
Atlanta Falcons	7	10	0	.412	365	386	6-3-0	1-7-0	6-6-0	2-4-0	Won 2

NFC West											
Team	W	L	T	Pct	PF	PA	Home	Away	Conf	Div	Streak
y-San Francisco 49ers	13	4	0	.765	450	277	8-1-0	5-3-0	10-2-0	6-0-0	Won 10
x-Seattle Seahawks	9	8	0	.529	407	401	5-4-0	4-4-0	6-6-0	4-2-0	Won 2
Los Angeles Rams	5	12	0	.294	307	384	4-5-0	1-7-0	3-9-0	1-5-0	Lost 2
Arizona Cardinals	4	13	0	.235	340	449	1-8-0	3-5-0	3-9-0	1-5-0	Lost 7

# CHIEFS IN THE POSTSEASON

## CHIEFS PLAYOFF APPEARANCES BY THE NUMBERS

World Championships .....	3 (1969, 2019, 2022)
AFL Championships .....	3 (1962, 1966, 1969)
AFC Championships .....	3 (2019, 2020, 2022)
AFL West Champs.....	3 (1962, 1966, 1968)
AFC West Champs.....	13 (1971, 1993, 1995, 1997, 2003, 2010, 2016, 2017, 2018, 2019, 2020, 2021, 2022)
Total Playoff Games .....	41
All-Time Playoff Record.....	20-21
Years in Playoffs .....	25
Most Consecutive Playoff Appearances.....	8 (2015-22)
Current Streak of Consecutive Appearances .....	8 (2015-22)



DATE	OPPONENT	GAME	RESULT
12/23/62	Houston	1962 AFL Championship	W, 20-17 (OT)
1/1/67	Buffalo	1966 AFL Championship	W, 31-7
1/15/67	Green Bay	Super Bowl I (Los Angeles)	L, 10-35
12/22/68	Oakland	1968 AFL Divisional	L, 6-41
12/20/69	N.Y. Jets	1969 AFL Divisional	W, 13-6
1/4/70	Oakland	1969 AFL Championship	W, 17-7
1/11/70	Minnesota	Super Bowl IV (New Orleans)	W, 23-7
<b>12/25/71</b>	<b>Miami</b>	<b>1971 AFC Divisional</b>	<b>L, 24-27 (2 OT)</b>
12/28/86	N.Y. Jets	1986 AFC Wild Card	L, 15-35
1/5/91	Miami	1990 AFC Wild Card	L, 16-17
<b>12/28/91</b>	<b>L.A. Raiders</b>	<b>1991 AFC Wild Card</b>	<b>W, 10-6</b>
1/5/92	Buffalo	1991 AFC Divisional	L, 14-37
1/2/93	San Diego	1992 AFC Wild Card	L, 0-17
<b>1/8/94</b>	<b>Pittsburgh</b>	<b>1993 AFC Wild Card</b>	<b>W, 27-24 (OT)</b>
1/16/94	Houston	1993 AFC Divisional	W, 28-20
1/23/94	Buffalo	1993 AFC Championship	L, 13-30
12/31/94	Miami	1994 AFC Wild Card	L, 17-27
<b>1/7/96</b>	<b>Indianapolis</b>	<b>1995 AFC Divisional</b>	<b>L, 7-10</b>
<b>1/4/98</b>	<b>Denver</b>	<b>1997 AFC Divisional</b>	<b>L, 10-14</b>
<b>1/11/04</b>	<b>Indianapolis</b>	<b>2003 AFC Divisional</b>	<b>L, 31-38</b>
1/6/07	Indianapolis	2006 AFC Wild Card	L, 8-23
1/9/11	Baltimore	2010 AFC Wild Card	L, 7-30
1/4/14	Indianapolis	2013 AFC Wild Card	L, 44-45
1/9/16	Houston	2015 AFC Wild Card	W, 30-0
1/16/16	New England	2015 AFC Divisional	L, 20-27
<b>1/15/17</b>	<b>Pittsburgh</b>	<b>2016 AFC Divisional</b>	<b>L, 16-18</b>
<b>1/6/18</b>	<b>Tennessee</b>	<b>2017 AFC Wild Card</b>	<b>L, 21-22</b>
<b>1/12/19</b>	<b>Indianapolis</b>	<b>2018 AFC Divisional</b>	<b>W, 31-13</b>
<b>1/20/19</b>	<b>New England</b>	<b>2018 AFC Championship</b>	<b>L, 31-37 (OT)</b>
<b>1/12/20</b>	<b>Houston</b>	<b>2019 AFC Divisional</b>	<b>W, 51-31</b>
<b>1/19/20</b>	<b>Tennessee</b>	<b>2019 AFC Championship</b>	<b>W, 35-24</b>
2/2/20	San Francisco	Super Bowl LIV (Miami)	W, 31-20
1/17/21	Cleveland	2020 AFC Divisional	W, 22-17
<b>1/24/21</b>	<b>Buffalo</b>	<b>2020 AFC Championship</b>	<b>W, 38-24</b>
2/7/21	Tampa Bay	Super Bowl LV (Tampa)	L, 9-31
1/16/22	Pittsburgh	2021 AFC Wild Card	W, 42-21
1/23/22	Buffalo	2021 AFC Divisional	W, 42-36 (OT)
1/30/22	Cincinnati	2021 AFC Championship	L, 24-27 (OT)
1/21/23	Jacksonville	2022 AFC Divisional	W, 27-20
1/29/23	Cincinnati	2022 AFC Championship	W, 23-20
2/12/23	Philadelphia	Super Bowl LVII (Arizona)	W, 38-35

- Bold Denotes Home Games

## RECORD VS. ALL PLAYOFF OPPONENTS

TEAM	RECORD	LAST MEETING	RESULT
Baltimore	0-1	'10 AFC Wild Card	L, 7-30
Buffalo	3-2	'21 AFC Divisional	W, 42-36 (OT)
Cincinnati	1-1	'22 AFC Championship	W, 23-20
Cleveland	1-0	'20 AFC Divisional	W, 22-17
Denver	0-1	'97 AFC Divisional	L, 10-14
Green Bay	0-1	Super Bowl I	L, 10-35
Oilers/Titans	3-1	'19 AFC Championship	W, 35-24
Houston Texans	2-0	'19 AFC Divisional	W, 51-31
Indianapolis	1-4	'18 AFC Divisional	W, 31-13
Jacksonville	1-0	'22 AFC Divisional	W, 27-20
Miami	0-3	'94 AFC First Round	L, 17-27
Minnesota	1-0	Super Bowl IV	W, 23-7
New England	0-2	'18 AFC Championship	L, 31-37 (OT)
N.Y. Jets	1-1	'86 AFC Wild Card	L, 15-35
Oak/LA Raiders	2-1	'91 AFC First Round	W, 10-6
Philadelphia	1-0	Super Bowl LVII	W, 38-35
Pittsburgh	2-1	'21 AFC Wild Card	W, 42-21
San Diego	0-1	'92 AFC First Round	L, 0-17
San Francisco	1-0	Super Bowl LIV	W, 31-20
Tampa Bay	0-1	Super Bowl LV	L, 9-31



## CHIEFS ALL-TIME YEAR-BY-YEAR RESULTS

YEAR	PRESEASON	REG. SEASON	PLAYOFFS
1960	6-0	8-6	0-0
1961	4-1	6-8	0-0
1962	2-3	11-3	1-0
1963	3-2	5-7-2	0-0
1964	4-1	7-7	0-0
1965	3-2	7-5-2	0-0
1966	4-0	11-2-1	1-1 (SB loss)
1967	4-1	9-5	0-0
1968	4-1	12-2	0-1
1969	6-0	11-3	3-0 (SB win)
1970	4-3	7-5-2	0-0
1971	4-1-1	10-3-1	0-1
1972	5-2	8-6	0-0
1973	2-4	7-5-2	0-0
1974	3-3	5-9	0-0
1975	3-3	5-9	0-0
1976	2-4	5-9	0-0
1977	3-3	2-12	0-0
1978	2-2	4-12	0-0
1979	3-1	7-9	0-0
1980	3-1	8-8	0-0
1981	1-3	9-7	0-0
1982	2-1-1	3-6	0-0
1983	2-2	6-10	0-0
1984	1-3	8-8	0-0
1985	3-1	6-10	0-0
1986	2-2	10-6	0-1
1987	4-1	4-11	0-0
1988	2-1-1	4-11-1	0-0
1989	1-3	8-7-1	0-0
1990	1-3	11-5	0-1
1991	2-2	10-6	1-1
1992	1-3	10-6	0-1
1993	3-1	11-5	2-1
1994	2-3	9-7	0-1
1995	3-1	13-3	0-1
1996	3-1	9-7	0-0
1997	1-3	13-3	0-1
1998	2-3	7-9	0-0
1999	2-2	9-7	0-0
2000	0-4	7-9	0-0
2001	2-2	6-10	0-0
2002	3-1	8-8	0-0
2003	3-2	13-3	0-1
2004	1-3	7-9	0-0
2005	0-4	10-6	0-0
2006	2-2	9-7	0-1
2007	0-4	4-12	0-0
2008	2-2	2-14	0-0
2009	0-4	4-12	0-0
2010	1-3	10-6	0-1
2011	0-4	7-9	0-0
2012	1-3	2-14	0-0
2013	2-2	11-5	0-1
2014	1-3	9-7	0-0
2015	4-0	11-5	1-1
2016	2-2	12-4	0-1
2017	2-2	10-6	0-1
2018	2-2	12-4	1-1
2019	1-3	12-4	3-0 (SB win)
2020	0-0	14-2	2-1 (SB loss)
2021	3-0	12-5	2-1
2022	2-1	14-3	3-0 (SB win)

## OWNERSHIP OF 60+ YEARS

The Chiefs are one of only five current NFL franchises that have been owned by the same individual family for over 60 years.

Ownership	Franchise	Years
Halas Family	Chicago Bears	102
Bidwill Family	Arizona Cardinals	91
Rooney Family	Pittsburgh Steelers	90
<b>Hunt Family</b>	<b>Kansas City Chiefs</b>	<b>64</b>
Adams Family	Tennessee Titans	64



## THE FIRST LADY OF FOOTBALL

Norma Hunt played an integral part of the Chiefs in Kansas City. She owned the distinction of being the only woman known to have attended all 57 Super Bowls before her passing and was selected to preside over the coin toss at Super Bowl XLII along with Pro Football Hall of Fame quarterback Dan Marino. She was involved in numerous philanthropic and civic efforts in Kansas City and Texas. Her husband, Lamar Hunt, was the guiding force behind the formation of the Kansas City Chiefs and the American Football League and was inducted into the Pro Football Hall of Fame in 1972. He, with the help of his family, coined the term "Super Bowl."





## THIS IS OUR HOUSE - GEHA FIELD AT ARROWHEAD STADIUM



### CHIEFS FANS SET WORLD RECORD



On Monday, Sept. 29, 2014, Kansas City defeated the New England Patriots 41-14, and Chiefs fans set a Guinness World Record for Loudest Crowd Roar at a Sports Stadium (Outdoors). Chiefs fans reached a peak decibel reading of 142.2 as Guinness World Records adjudicator Philip Robertson monitored the sound levels. The mark was set early in the contest while the club was on defense. The Arrowhead Stadium record passed the old record of 137.5 decibels and broke Seattle's record of 137.6. The Chiefs still hold the record seven years later.



### TOP CROWDS AT ARROWHEAD

(Regular Season and Playoffs)

Date	Opponent	Attendance
Oct. 2, 2000	Seattle	82,893*
Nov. 5, 1972	Oakland	82,094
Sept. 11, 1994	San Francisco	79,907
Sept. 17, 1972	Miami	79,829
Nov. 23, 2006	Denver	79,484
Sept. 22, 1996	Denver	79,439
Oct. 26, 1998	Pittsburgh	79,431
Oct. 9, 1995	San Diego	79,288
Sept. 8, 1996	Oakland	79,281
Nov. 10, 1996	Green Bay	79,281
Oct. 7, 1996	Pittsburgh	79,189
Jan. 11, 2004	Indianapolis	79,159

### THE ARROWHEAD ADVANTAGE

"The fans, they're phenomenal. 142.2 decibels, I never thought I would be fired up (for) decibel levels but I'm fired up for them. My ears are still ringing, I mean it was loud, loud down there. Like incredibly loud."

- Chiefs Head Coach Andy Reid

"One hundred percent. Whenever you can go out in pregame warmups and feed on the energy because the fans are there packing the stadium that early, it truly is special. We feed off that the entire game. There's not an empty seat in the stands and I know there won't be an empty seat in Arrowhead this week. I'm excited just to be in front of that crowd playing this AFC Championship."

- Chiefs QB Patrick Mahomes

"A legendary environment like that at Arrowhead Stadium is something else. We're excited about it, we respect it, we realize that the environment is an issue and an element of play and it's something that we need to be prepared for and ultimately combat."

- Steelers Head Coach Mike Tomlin

"I thought the fans were excellent. Nobody left and everybody stayed, and they were loud and that definitely helped. Like I mentioned, they were able to get a punter to bobble the ball. That's an attribute to them and the energy they were delivering there, but we appreciate every bit of that, and like I mentioned last night, my hat goes off to them. They're the best in the NFL. It's great to be a part of."

- Head Coach Andy Reid

"Yeah, listen, it was loud down there—very, very loud. You guys were there, so you know. It was that kind of atmosphere. I think you watched all the college games and you felt that. Arrowhead is loud anyways—how you load this thing up and you say you can't come here for a year you know, and you just open the gates."

- Head Coach Andy Reid

"Yeah I think it's kind of what I said it's the belief we have in each other. We believe as an offense that the defense is going to get a stop when it comes to it and the defense believes that we're going to go down there and find a way to score. So, I think that belief in each other and going out there and battling is good for our football team. What I think made it feel like a playoff game was our crowd. I mean it was insane, probably one of the best crowds I've seen since I've been here. I think that was a momentum swing in the game that kind of got in our favor."

- QB Patrick Mahomes



## THE ORIGIN OF SUPER BOWL & SUPER BOWL IV

Lamar Hunt left an indelible mark on professional football. While Hunt made many lasting contributions to the game, part of his legacy will be his “accidental” naming of pro football’s most important contest, the Super Bowl. As the story has been told and retold over the years, some of the facts have gotten lost along the way. Here are some of the most important elements of the tale in how the Super Bowl got its name...



- After the AFL-NFL merger was announced in June of 1966, Commissioner Pete Rozelle appointed a committee consisting of himself, Lamar Hunt (Kansas City), Tex Schramm (Dallas) and two other owners from each league (AFL & NFL) to firm up the details of the merger agreement.
- At one of those initial merger meetings, there was a discussion about the date of the game. As the committee discussed the championship game (which ultimately became referenced as the Super Bowl), there was some confusion on whether the parties were discussing the respective AFL and NFL title games or the game between the two leagues. It was then that Hunt first recalled saying, “You know, the last game, the final game . . . the Super Bowl.”
- The “inspiration” for Hunt’s whimsical suggestion was the high-bouncing “Super Ball” produced by the Wham-O company. Lamar’s wife, Norma, had previously purchased one for each of the Hunt children (Lamar Jr., Clark and Sharron) and the toy had become somewhat of a craze in the Hunt household and many other homes across the country.
- Hunt was later quoted as saying, “Nobody ever said let’s make that the name of the game. Far from it, we all agreed it was far too corny to be the name of the new title game.”
- In a letter from Hunt to Rozelle on July 25, 1966, Hunt urged the commissioner to “coin a phrase” for the title game between the two leagues. In the letter, Hunt said, “I have kiddingly called it the Super Bowl, which can obviously be improved upon.”
- Rozelle agreed with Hunt’s suggestion since he had a particular disdain for the term “super.” According to longtime NFL executive Don Weiss, Rozelle was a former PR man who had a keen appreciation of grammar. In Rozelle’s book, “super” was the equivalent of “gee whiz” or “neat.” He believed that the term “Super Bowl” had no sophistication whatsoever.
- Rozelle was initially inclined to call the game the “Pro Bowl,” but that moniker was already assigned to the NFL’s annual all-star contest.
- In the years leading up to the merger, many members of the media had billed a possible championship match-up between the two rival leagues as a “World Series of Football,” but Rozelle clearly did not want to have his game associated with baseball.
- After much consternation and debate, Rozelle eventually dubbed the title contest between the two leagues as “The AFL-NFL World Championship Game.” However, Hunt’s whimsical, off-the-cuff comment had taken root. In the weeks leading up to the game, headline writers had already adapted Hunt’s two-word title over the much more verbose official moniker for the game. The TV networks billed the game as “Super Sunday” and even NFL Films tagged their film reels as being designated for the “Super Bowl.”
- After the first two “AFL-NFL World Championship Games,” the term “Super Bowl” was officially adopted by Commissioner Rozelle and the NFL. The first game to officially be designated as the Super Bowl at the time it was played was Super Bowl III between the AFL’s Jets and the NFL’s Colts. The first two championship games were retroactively named Super Bowls I & II.

### CHIEFS HOFERS FROM SB IV

Prior to Super Bowl LIV, it had been 50 years since the Kansas City Chiefs played in a Super Bowl (IV). That game served as the final AFL-NFL World Championship Game in the history of professional football. The spectacle at Tulane Stadium in New Orleans, La., helped pave the way for the eventual AFL-NFL merger later that year (1970).

In all, 17 members from both the Chiefs and the Vikings that took part in Super Bowl IV were later inducted into the Pro Football Hall of Fame in Canton, Ohio, including both head coaches, Hank Stram and Bud Grant, as well as Chiefs Founder Lamar Hunt and Vikings General Manager Jim Finks. For the Chiefs, 10 members of the Super Bowl IV Championship were later enshrined into the hallowed halls in Canton.

- LB/DE Bobby Bell
- DT Buck Buchanan
- DT Curley Culp
- QB Len Dawson
- LB Willie Lanier
- S Johnny Robinson
- K Jan Stenerud
- CB Emmitt Thomas
- Head Coach Hank Stram
- Chiefs Founder Lamar Hunt



### NORMA HUNT FELLOWSHIP PROGRAM

The Kansas City Chiefs were proud to introduce the Norma Hunt Training Camp Fellowship Program that began in 2021. Named after the matriarch of the team and the only known woman to attend all 57 Super Bowls, the fellowship opportunity is part of the Chiefs commitment to diversity and inclusion.

The positions actively expand NFL front office career opportunities for women by annually hiring female candidates into the club’s personnel department.

The Norma Hunt Training Camp Fellowship Program includes exposure in pro and college scouting, free agent tryouts, salary cap and contracts, team operations, player engagement and other departments within football operations.





**SUPER BOWL IV**  
Chiefs 23, Vikings 7



January 11, 1970 • Tulane Stadium • 80,562

MINNESOTA	.....	0	0	7	0	—	7
KANSAS CITY	.....	3	13	7	0	—	23

- CHIEFS — Stenerud, 48-yard FG.
- CHIEFS — Stenerud, 32-yard FG.
- CHIEFS — Stenerud, 25-yard FG.
- CHIEFS — Garrett, 5-yard run (Stenerud kick).
- VIKINGS — Osborn, 4-yard run (Cox kick).
- CHIEFS — Taylor, 46-yard pass from Dawson (Stenerud kick).

TEAM STATISTICS	VIKINGS	CHIEFS
First Downs	13	18
Total Net Yards	239	273
Rushes/Net Yards	19/67	41/151
Net Passing	172	122
Pass Attempts/Completions	28/17	17/12
Had Intercepted	3	1
Sacked/Yards Lost	3/27	3/20
Punts/Average	3/37.0	4/48.5
Penalties/Yards	6/67	4/47
Fumbles/Lost	3/2	0/0

Kansas City's finest sports hour concluded at 5:20 in the afternoon of Sunday, January 11, 1970, when the Chiefs defeated the Minnesota Vikings, 23-7, for the World Championship of pro football.

The Chiefs, who finished 11-3 on the season and defeated the N.Y. Jets and Oakland Raiders in the playoffs, closed out their first decade as the winningest team in the American Football League, which, with Super Bowl IV, came to an end. Beginning in '70, the two leagues merged, with the AFL becoming the American Football Conference of the NFL.

Minnesota, a prohibitive favorite, was 12-2 during the regular season and at one point had won 12 games in succession behind a fearsome defense that had allowed an average of just 9.5 points per game. But behind QB Len Dawson — who would earn the game's Most Valuable Player Award — the Chiefs would amass more than enough offense to carry the day.



**SUPER BOWL LIV**  
Chiefs 31, 49ers 20



February 2, 2020 • Hard Rock Stadium • 62,417

SAN FRANCISCO	.....	3	7	10	0	—	20
KANSAS CITY	.....	7	3	0	21	—	31


- 49ERS — Gould, 38-yard field goal (10-62, 5:58).
- CHIEFS — Mahomes, 1-yard run (Butker kick) (15-75, 7:26).
- CHIEFS — Butker, 31-yard field goal (9-43, 4:36).
- 49ERS — Juszczyk, 15-yard pass from Garoppolo (Gould kick) (7-80, 4:27).
- 49ERS — Gould, 42-yard field goal (9-60, 5:31).
- 49ERS — Mostert, 1-yard run (Gould kick) (6-55, 2:48).
- CHIEFS — Kelce, 1-yard pass from Mahomes (Butker kick) (10-83, 2:40).
- CHIEFS — Dam. Williams, 5-yard pass from Mahomes (Butker kick) (7-65, 2:26).
- CHIEFS — Dam. Williams, 38-yard run (Butker kick) (2-42, 0:13).

TEAM STATISTICS	49ERS	CHIEFS
First Downs	21	26
Total Net Yards	351	397
Rushes/Net Yards	22/141	29/129
Net Passing	210	268
Pass Attempts/Completions	31/20	42/26
Had Intercepted	2	2
Times Sacked/Yards	1/9	4/18
Punts/Average	2/43.0	2/50.0
Penalties/Yards	5/45	4/24
Fumbles/Lost	1/0	3/0
Possession Time	26:47	33:13

The Kansas City Chiefs squared off against the NFC Champion San Francisco 49ers in Super Bowl LIV at Hard Rock Stadium, the home of the Miami Dolphins, in Miami Gardens, Florida, on Sunday, February 2, 2020. It marked the club's third Super Bowl appearance (I, IV and LIV), but the first appearance for the club since winning Super Bowl IV against the Minnesota Vikings following the 1969 season.

The 10-point fourth-quarter comeback tied for the second-largest comeback in Super Bowl history and the Chiefs became the first team to record three comebacks of at least 10 points in a single postseason in NFL history.

QB Patrick Mahomes was awarded the Pete Rozelle Trophy as MVP of the game. At 24 years and 138 days old, Mahomes became the youngest QB and the third-youngest player (Marcus Allen and Lynn Swann) to win the Super Bowl MVP award.



## GEHA FIELD AT ARROWHEAD STADIUM



On March 4, 2021, the Kansas City Chiefs and GEHA (Government Employees Health Association, Inc., pronounced G.E.H.A.) jointly announced a historic naming rights agreement that made the nonprofit medical and dental plan provider the first - and exclusive - naming rights partner for Arrowhead Stadium. Beginning with the 2021 season, the home of the Chiefs became GEHA Field at Arrowhead Stadium.

The announcement expanded on an already robust partnership between GEHA and the Chiefs, which had grown significantly since the relationship was first announced in July 2019, when GEHA became the club's Exclusive Health, Dental and Vision Plan Partner. The agreement also highlighted the commitment of both GEHA and the Chiefs to ensuring Arrowhead Stadium remained part of the identity of the stadium.

"We are extremely proud and excited to announce our naming rights agreement with GEHA. When we set out to find a partner for the field at Arrowhead, it was critical to identify a national leader that shares our core values, as well as a deep connection to the local community and respect for Chiefs Kingdom," Chiefs President Mark Donovan said at the time of the announcement. "Our relationship with GEHA over the last few years has only served to reinforce the alignment between our two organizations and proven their strong, long-standing relationship with the local community. This expanded partnership will continue to build lasting health and wellness programs that support the team, GEHA and our community."

GEHA is a national leader in providing medical and dental plans to more than 2 million federal employees, retired military and their families worldwide. Both GEHA and the Chiefs are deeply committed to promoting their missions of driving and supporting health and wellness and this naming rights agreement provides a highly visible platform to support GEHA's efforts to empower its members to be healthy and well.

Throughout the 2021 offseason, team and stadium staff worked with GEHA and Kansas City-based architecture and design firm Populous on the development of a signage package and plan that ensured that both temporary and long-term GEHA Field at Arrowhead Stadium branding and logo assets were in place by the kickoff of the 2021 Chiefs season - the 50th season for the Chiefs in the iconic stadium.

*"We were looking for the right partner. We were looking for someone who has a base and an impact in this community. We found a company in GEHA who not only had been here longer than us, but were bigger than anyone knew, and no one knew about them. And then they have a story that is so Kansas City. To be about to partner with that company, to use our assets to build their brand, you don't really find that very often."*

*-Chiefs President Mark Donovan*

### THE STADIUM SINCE 2000, AT A GLANCE

The stadium opened its doors for the first time on Aug. 12, 1972 as the Chiefs hosted the St. Louis Cardinals in front of 78,190 fans for a preseason game. Since that initial contest, much has changed at the iconic venue through multiple renovation projects and upgrades to the facility. While many modernizations have taken place, the spirit of the stadium remains the same as it was for that first preseason football game in 1972.

**2006:** On April 4, 2006, Jackson County, Mo., taxpayers approved a 3/8 cent sales tax that was expected to raise \$425 million for improvements to the Sports Complex, including \$212.5 million for Arrowhead. The State of Missouri also contributed \$37.5 million. In addition, the Hunt family contributed \$125 million to the project.

**2010:** Upgrades were officially done prior to the start of the 2010 season and included Founder's Plaza, the Ford Fan Zone, the Chiefs Sports Lab, the Chiefs Hall of Honor, the Founder's Club, the CommunityAmerica Club Level and a new team store. Other improvements included an upgraded sound and scoreboard system, a 360-degree video ribbon board and concourses that were doubled in size.

**2013:** The club introduced a stadium-wide Wi-Fi network, installing 600 high-density wireless access points as part of a seven-figure investment to create a more fully integrated mobile experience for Chiefs fans. Stadium Wi-Fi changed the way fans consumed Chiefs content in-stadium and also changed the way fans interact with the team and each other. The Wi-Fi network received additional upgrades in 2017 and 2018.

**2016:** In the spring of 2016, the club finished a three-year, multi-million dollar heating system installation under the playing surface of the stadium. The project included a new boiler room on the stadium's service level, as well as thousands of feet of pipe snaking sideline-to-sideline underneath the natural grass surface. The system allows the club to maintain consistent soil temperatures during the cold winter months late in the football season and allows the club to maximize grass growing based on the time of year as well.

**2019:** Prior to the 2019 season, the Chiefs committed more than \$10 million in upgrades to the stadium, including concrete repairs and new waterproofing measures in the stadium's upper level. In addition, the club replaced nearly all seats in the upper deck. The club also upgraded the technology in the west scoreboard to state-of-the-art LED technology that offers an enhanced screen image for fans in-stadium. The team introduced the GEHA Drum Deck, moving the club's pregame drum tradition from field-level to a more prominent location in the upper deck in the west endzone.

**2020:** In the week following Kansas City's AFC Championship victory on Jan. 19, 2020, the club announced multiple offseason projects for the 2020 season, including new seats in the lower bowl, a technology upgrade to the east end zone scoreboard, enclosing multiple open-air field box suites, and an expanded Team Store.

**2021:** The club finished the third phase of the three-year seat replacement project by installing all new seats on the CommunityAmerica Club Level. The team also completed a massive renovation to the home locker room complex inside the stadium, including not only the Chiefs locker room, but the equipment room, athletic training room and the coaches' locker rooms. After a decade as the preeminent space dedicated to Chiefs and AFL history, the Chiefs Hall of Honor on the lower level concourse of the stadium received a substantial upgrade, providing a more upscale, fully enclosed, temperature-controlled museum experience while creating a new special events space.

While other venues of a similar vintage have long since been termed obsolete, thanks to the foresight and vision of the leadership of Jackson County, the Hunt family, the Chiefs and the taxpayers who made it a reality, GEHA Field at Arrowhead Stadium remains one of the most iconic stadiums in the NFL. The investments and improvements over time ensure it is not only one of the nation's top venues for fans to experience the excitement of the NFL, but is also a year-round entertainment destination serving the entire Midwest region.

**ARROWHEAD EVENTS HAS BANNER SEASON**



Arrowhead Events, the special events arm of the Kansas City Chiefs organization, has seen exponential growth over the past decade. The business recorded its largest and most successful year in 2023, scheduling six shows across five major concert tours from three different promoters.

Focusing on delivering diverse styles, genders and ages in the venue's acts, the stadium has played host to Luke Combs, two nights of Taylor Swift | The Eras tour, which drew more than 135,000 guests across the shows on back-to-back nights, and Ed Sheeran. The GEHA Field at Arrowhead Stadium stage will also play host to Billy Joel and Stevie Nicks in August and Beyoncé in October.

Arrowhead Events also welcomed Monster Jam to GEHA Field at Arrowhead Stadium for a fourth year and hosted the third-annual Q BBQ Fest - Kansas City on the playing surface at the stadium.



**CHIEFS AND MAHOMES EARN ESPYS**

The Kansas City Chiefs were recognized with three awards at the annual ESPYS on the evening of Wednesday, July 12, as the defending Super Bowl champions continued what has been an offseason to remember.

The Chiefs earned the nod for "Best Team" while quarterback Patrick Mahomes was recognized with ESPYS in both categories he was nominated in, "Best Athlete, Men's Sports" and "Best NFL Player."

Kansas City won "Best Team" honors over the Denver Nuggets (NBA), the Georgia Bulldogs (college football), the Las Vegas Aces (WNBA), the LSU Tigers (women's college basketball), the Oklahoma Sooners (college softball) and the Vegas Golden Knights (NHL).

Mahomes, meanwhile, continued his sweep of the 2022-23 awards circuit by beating out Nikola Jokic (Denver Nuggets, NBA), Aaron Judge (New York Yankees, MLB) and Lionel Messi (Argentina, soccer) for "Best Athlete, Men's Sports" recognition. The reigning NFL and Super Bowl MVP also bested defensive end Nick Bosa (San Francisco), quarterback Jalen Hurts (Philadelphia) and wide receiver Justin Jefferson (Minnesota) to win the "Best NFL Player" award.

The ESPYS – which stands for "Excellence in Sports Performance Yearly" – have recognized the top athletes and individuals in the world of sports since 1993. This marked the first time that Kansas City earned "Best Team" honors, which is one of the event's most prestigious awards.



**CHIEFS RECOGNIZE ALUMNI PLAYERS AT CAMP**

Twenty-two former Chiefs players representing multiple eras of Chiefs football attended Chiefs Training Camp presented by Mosaic Life Care on Monday, July 31 for the club's annual Alumni Day.

The alumni watched practice from a tailgate suite overlooking the action on the fields before heading onto the field at the end of practice, where they were introduced by Head Coach Andy Reid and helped break down the post-practice huddle along current Chiefs players.

"This organization has always been like a family to me," said Chiefs Hall of Fame DB Deron Cherry. "That's the way Lamar was. He always respected the players and wanted to make sure that there was a continuation with the legacy of the former players who were here and paved the way. The Hunt family has kept that tradition alive. We're still a family, and the older players – the guys who used to be here – are part of that. It's really special."

Pictured below is former C Jack Rudnay along with current centers Creed Humphrey (52) and Austin Reiter (61).



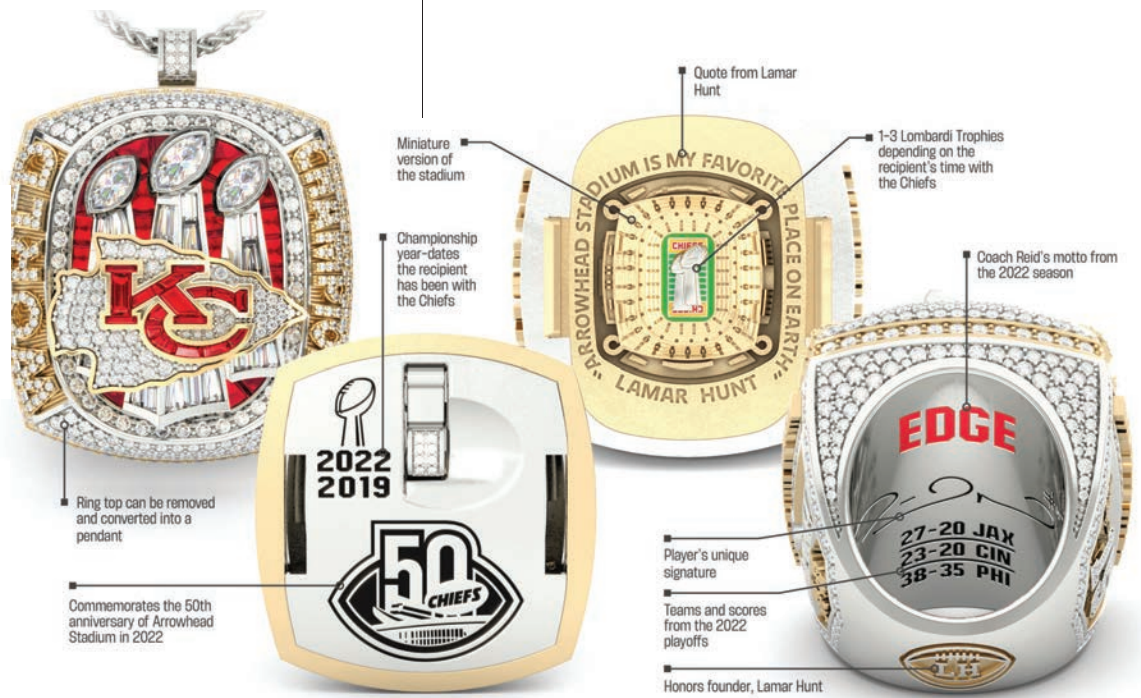

## CHIEFS KINGDOM'S CROWN JEWEL

For the third time in franchise history, and the second time in four years, the Kansas City Chiefs commissioned Jostens to commemorate a world championship season with a Super Bowl ring.

The club's Super Bowl LVII ring is rich in its storytelling and contains countless artful details that hold significance and symbolism for the Hunt family, the Chiefs organization, as well as the team's players, coaches and staff.

"Winning a Super Bowl is the crowning achievement for an NFL club, and the championship ring is the ultimate symbol of the hard work, dedication and sacrifice that it takes from everyone in the organization to reach this pinnacle," Chiefs President Mark Donovan said at the time the ring was unveiled. "Our organization has trusted Jostens to create all three of our franchise's Super Bowl rings, dating back to our first win in Super Bowl IV, as well as our recent win in Super Bowl LIV. From ownership to the players who were consulted in the design process for this year's Super Bowl LVII ring, we are thrilled with how Jostens brought this meaningful design to life, and we are extremely proud of what this ring represents for every player, coach, and staff member, as well as all of Chiefs Kingdom."

In addition to the unique details, the 16-plus carat ring is crafted in brilliant 10-karat white and yellow gold and contains more than 600 diamonds, 35 custom-cut genuine rubies.



All ring images courtesy of Jostens.

## CHIEFS TAKE ADVANTAGE OF SUPER BOWL LVII CELEBRATIONS

Following the club's victory in Super Bowl LVII in Arizona, the team returned to Kansas City and scheduled the second championship parade of the past four years and invited all of Chiefs Kingdom to join downtown to celebrate.

Like the parade following the team's Super Bowl LIV victory, buses left the riverfront and entered the parade route at 6th St. and Grand in downtown Kansas City. Buses with players, coaches and staff took Grand to Pershing Road before stopping at Union Station for the rally.



On June 5, 2023, the Chiefs were welcomed to the "People's House" by President Joe Biden. Following lunch and a tour of the State Floor of the White House, the team was welcomed onto the South Lawn for a special recognition and remarks by the President, as well as comments from Head Coach Andy Reid and President Mark Donovan. QB Patrick Mahomes and TE Travis Kelce presented Biden, the country's 46th President, with a custom 46 jersey during the ceremony.



On Thursday, June 15, evening that the team wrapped up mandatory minicamp for the 2023 offseason program, everyone from the Chiefs organization - including players, coaches and staff - gathered at Union Station for the club's Super Bowl LVII Ring Ceremony hosted by Clark and Tavia Hunt and the Hunt Family.



Guests were met with a red carpet welcome outside the historic Kansas City landmark, before moving inside for the private reception and event. A dinner was followed by the ring unboxing, as well as performances by Metro Boomin, Flo Rida and Loud Luxury.



***STATS &  
SUMMARIES***





**KANSAS CITY CHIEFS / WEEK 18 / THROUGH SUNDAY, JANUARY 8, 2023**

WON 14, LOST 3		* RUSHING		No.	Yds	Avg	Long	TD		
09/11 W	44-21	at Arizona	63,697	Pacheco	170	830	4.9	31	5	
09/15 W	27-24	L.A. Chargers	73,461	Mahomes	61	358	5.9	20	4	
09/25 L	17-20	at Indianapolis	65,975	Gordon LG	90	318	3.5	17	2	
10/02 W	41-31	at Tampa Bay	68,348	Edwards-Helaire	71	302	4.3	52	3	
10/10 W	30-29	Las Vegas	73,523	McKinnon	72	291	4.0	30	1	
10/16 L	20-24	Buffalo	73,586	Toney LG	7	82	11.7	32	1	
10/23 W	44-23	at San Francisco	71,746	Toney TM	5	59	11.8	32	1	
11/06 W	20-17 OT	Tennessee	73,475	R. Jones	17	70	4.1	13	1	
11/13 W	27-17	Jacksonville	73,493	Hardman	4	31	7.8	25t	2	
11/20 W	30-27	at L.A. Chargers	70,240	Moore	3	24	8.0	12	0	
11/27 W	26-10	L.A. Rams	73,557	Burton	5	7	1.4	6	0	
12/04 L	24-27	at Cincinnati	66,243	Kelce	2	5	2.5	4	0	
12/11 W	34-28	at Denver	76,072	N. Gray	1	1	1.0	1t	1	
12/18 W	30-24 OT	at Houston	70,541	Smith-Marsette LG	1	-1	-1.0	-1	0	
12/24 W	24-10	Seattle	73,331	Valdes-Scantling	1	-3	-3.0	-3	0	
01/01 W	27-24	Denver	73,571	Henne	5	-5	-1.0	-1	0	
01/07 W	31-13	at Las Vegas	62,136	TEAM	417	1970	4.7	52	18	
		K.C.	Opp.	OPPONENTS	419	1823	4.4	56	10	
TOTAL FIRST DOWNS	408	337	* RECEIVING	No.	Yds	Avg	Long	TD		
Rushing	105	102	Kelce	110	1338	12.2	52	12		
Passing	272	207	Smith-Schuster	78	933	12.0	53	3		
Penalty	31	28	McKinnon	56	512	9.1	56t	9		
3rd Down: Made/Att	94/193	85/222	Valdes-Scantling	42	687	16.4	57	2		
3rd Down Pct.	48.7	38.3	N. Gray	28	299	10.7	27	1		
4th Down: Made/Att	9/12	20/35	Hardman	25	297	11.9	36	4		
4th Down Pct.	75.0	57.1	Gordon LG	25	223	8.9	24	0		
POSSESSION AVG.	29:56	30:04	Moore	22	250	11.4	30	0		
TOTAL NET YARDS	7032	5579	Edwards-Helaire	17	151	8.9	25	3		
Avg. Per Game	413.6	328.2	Toney LG	16	171	10.7	38	2		
Total Plays	1094	1093	Toney TM	14	171	12.2	38	2		
Avg. Per Play	6.4	5.1	Ju. Watson	15	315	21.0	67	2		
NET YARDS RUSHING	1970	1823	Pacheco	13	130	10.0	32	0		
Avg. Per Game	115.9	107.2	Fortson	9	108	12.0	40	2		
Total Rushes	417	419	Edwards LG	3	15	5.0	10	0		
NET YARDS PASSING	5062	3756	Blanton LG	2	35	17.5	28	0		
Avg. Per Game	297.8	220.9	Bell	2	20	10.0	17t	1		
Sacked/Yards Lost	26/188	55/388	Burton	2	11	5.5	9	0		
Gross Yards	5250	4144	R. Jones	1	22	22.0	22	0		
Att./Completions	651/435	619/408	Smith-Marsette LG	1	15	15.0	15	0		
Completion Pct.	66.8	65.9	Mahomes	1	6	6.0	6	0		
Had Intercepted	12	11	TEAM	435	5250	12.1	67	41		
PUNTS/AVERAGE	53/50.4	68/47.6	OPPONENTS	408	4144	10.2	66t	33		
NET PUNTING AVG.	53/45.6	68/42.9	* INTERCEPTIONS	No.	Yds	Avg	Long	TD		
PENALTIES/YARDS	87/838	98/734	Sneed	3	57	19.0	26	0		
FUMBLES/BALL LOST	21/11	16/9	Thornhill	3	0	0.0	0	0		
TOUCHDOWNS	61	43	Bolton	2	15	7.5	15	0		
Rushing	18	10	Ja. Watson	1	99	99.0	99t	1		
Passing	41	33	Gay	1	47	47.0	47t	1		
Returns	2	0	J. Williams	1	7	7.0	7	0		
* SCORE BY PERIODS	Q1 Q2 Q3 Q4 OT PTS	TEAM	11	225	20.5	99t	2			
TEAM	93 172 110 112 9 496	OPPONENTS	12	70	5.8	33	0			
OPPONENTS	57 132 60 120 0 369	* PUNTING	No.	Yds	Avg	Net	TB	In	Lg	B
* SCORING	TD-Ru-Pa-Rt K-PAT FG S PTS	Townsend	53	2672	50.4	45.6	4	22	76	0
Butker	0 0 0 0 38/41 18/24 0 92	TEAM	53	2672	50.4	45.6	4	22	76	0
Kelce	12 0 12 0 0 74	OPPONENTS	68	3240	47.6	42.9	4	21	63	0
McKinnon	10 1 9 0 0 62	* PUNT RETURNS	Ret	FC	Yds	Avg	Long	TD		
Wright LG	0 0 0 0 15/15 15/18 0 60	Moore	14	4	86	6.1	15	0		
Wright TM	0 0 0 0 8/ 8 3/ 4 0 17	Toney LG	10	4	61	6.1	9	0		
Edwards-Helaire	6 3 3 0 0 36	Toney TM	10	4	61	6.1	9	0		
Hardman	6 2 4 0 0 36	Hardman	6	2	55	9.2	22	0		
Pacheco	5 5 0 0 0 30	Ju. Watson	5	3	39	7.8	17	0		
Mahomes	4 4 0 0 0 26	Lammons	1	0	0	0.0	0	0		
Smith-Schuster	3 0 3 0 0 18	TEAM	36	13	241	6.7	22	0		
Toney LG	3 1 2 0 0 18	OPPONENTS	22	16	176	8.0	21	0		
Toney TM	3 1 2 0 0 18	* KICKOFF RETURNS	No.	Yds	Avg	Long	TD			
Ammendola TM	0 0 0 0 3/ 4 3/ 4 0 12	Pacheco	29	597	20.6	48	0			
Fortson	2 0 2 0 0 12	Moore	3	50	16.7	23	0			
Gordon LG	2 2 0 0 0 12	Burton	2	29	14.5	20	0			
N. Gray	2 1 1 0 0 12	Fortson	1	12	12.0	12	0			
Valdes-Scantlin	2 0 2 0 0 12	Hardman	1	4	4.0	4	0			
Ju. Watson	2 0 2 0 0 12	Smith-Marsette LG	1	17	17.0	17	0			
Bell	1 0 1 0 0 6	TEAM	36	692	19.2	48	0			
Gay	1 0 0 1 0 6	OPPONENTS	33	770	23.3	48	0			
R. Jones	1 1 0 0 0 6	* FIELD GOALS	1-19	20-29	30-39	40-49	50+			
Ja. Watson	1 0 0 1 0 6	Butker	0/ 0	7/ 7	4/ 5	4/ 5	3/ 7			
Clark	0 0 0 0 1 2	Wright LG	0/ 0	1/ 1	6/ 7	6/ 8	2/ 2			
Reid	0 0 0 0 1/ 2 0/ 0 0 1	Wright TM	0/ 0	0/ 0	1/ 1	1/ 2	1/ 1			
TEAM	61 18 41 2 50/55 24/32 1 496	Ammendola TM	1/ 1	1/ 1	1/ 2	0/ 0	0/ 0			
OPPONENTS	43 10 33 0 40/40 23/25 0 369	TEAM	1/ 1	8/ 8	6/ 8	5/ 7	4/ 8			
2-Pt Conv: Kelce, Mahomes, McKinnon, TM 3-5,	OPPONENTS	0/ 0	3/ 3	6/ 6	9/10	5/ 6				

SACKS: C. Jones 15.5, Karlaftis 6, Clark 5, Danna 5, Dunlap 4, Saunders 3.5, Sneed 3.5, Gay 2.5, Bolton 2, Harris 1.5, Chenal 1, Cook 1, McDuffie 1, Reid 1, Thornhill 1, Wharton 1, B. Williams 0.5, TM 55, OPP 26  
 FUM/LOST: Gordon(LG) 5/2, Mahomes 5/0, Pacheco 4/2, Moore 3/3, Smith-Schuster 3/2, Fortson 1/1, Hardman 1/0, Henne 1/0, Kelce 1/1, McKinnon 1/1, Smith-Marsette(LG) 1/1, Toney(LG) 1/1, Toney(TM) 1/1

Butker: (54G) () () () (62G, 51N, 44G) (39N) (23G, 47N, 28G) () (33G, 52G, 30G) (27G, 32G, 22G, 22G) (26G, 55N) (35G, 45G) (27G, 51N) (47G) (51B) (44G)  
 Wright, K.C.-Pit.-K.C.: () () () (44G, 32G) (41N, 59G) () () () (33G, 39N, 33G, 48N) (42G, 30G, 34G) (45G, 52G, 25G) (46G, 46G, 48G, 33G)  
 Wright, K.C.: () () (44G, 32G) (41N, 59G) () () () () () () () () () ()  
 TM: (54G) (19G, 31G) (26G, 34N) (44G, 32G) (41N, 59G) (62G, 51N, 44G) (39N) (23G, 47N, 28G) () (33G, 52G, 30G) (27G, 32G, 22G, 22G) (26G, 55N) (35G, 45G) (27G, 51N) (47G) (51B) (44G)  
 OPP: () (31G) (43G, 51G) (45G) (53G, 50G, 47G) (39G) (30G, 50G, 49G) (44G) (51N, 41N, 35G) (46G, 21G) (47G) (36G, 41G) () (29G) (22G) (49G) (54G, 38G)

\* PASSING  
 Mahomes  
 Henne  
 Townsend  
 TEAM  
 OPPONENTS

	Att	Cmp	Yds	Cmp%	Yds/Att	TD	TD%	Int	Int%	Long	Sack/Lost	Rating
Mahomes	648	435	5250	67.1	8.10	41	6.3	12	1.9	67	26/ 188	105.2
Henne	2	0	0	0.0	0.00	0	0.0	0	0.0	---	0/ 0	39.6
Townsend	1	0	0	0.0	0.00	0	0.0	0	0.0	---	0/ 0	39.6
TEAM	651	435	5250	66.8	8.06	41	6.3	12	1.8	67	26/ 188	104.7
OPPONENTS	619	408	4144	65.9	6.69	33	5.3	11	1.8	66t	55/ 388	95.3

# DEFENSIVE STATS

## 2022 REGULAR SEASON KANSAS CITY CHIEFS DEFENSIVE STATS (THROUGH WEEK 18)

POS	PLAYER	TKL.	AST.	COMB	TFL	SACKS/SK.	YDS.	PR	FR	FF	INT./YDS.	PD
LB	N. Bolton	108	72	180	9	2.0/19.0		7	0	1	2/15	3
CB	L. Sneed	75	33	108	5	3.5/31.0		5	1	3	3/57	11
LB	W. Gay	51	37	88	9	2.5/8.0		4	1	0	1/47	8
S	J. Reid	59	22	81	2	1.0/8.0		4	0	0	0/0	7
S	J. Thornhill	43	28	71	4	1.0/8.0		2	0	0	3/0	9
DT	K. Saunders	22	26	48	3	3.5/22.5		8	0	0	0/0	1
CB	J. Watson	37	9	46	3	0.0/0.0		0	0	0	1/99	6
DT	C. Jones	30	14	44	17	15.5/105.5		29	1	2	0/0	4
CB	T. McDuffie	28	16	44	1	1.0/12.0		1	0	1	0/0	7
LB	D. Harris	23	18	41	3	1.5/18.0		2	1	0	0/0	1
CB	J. Williams	28	11	39	1	0.0/0.0		0	0	0	1/7	7
DE	F. Clark	25	14	39	8	5.0/32.0		13	1	1	0/0	1
DE	C. Dunlap II	25	14	39	6	4.0/29.0		12	0	1	0/0	8
DE	G. Karlaftis	18	15	33	8	6.0/40.0		11	2	0	0/0	7
LB	L. Chenal	16	13	29	3	1.0/1.0		3	0	0	0/0	0
DE	M. Danna	9	19	28	3	5.0/34.0		10	0	2	0/0	0
S	B. Cook	19	8	27	1	1.0/5.0		2	0	0	0/0	2
DT	D. Nnadi	11	14	25	1	0.0/0.0		0	0	0	0/0	0
CB	R. Fenton	18	6	24	0	0.0/0.0		0	0	0	0/0	2
DT	T. Wharton	4	4	8	1	1.0/8.0		4	0	0	0/0	0
DE	M. Herring	1	5	6	0	0.0/0.0		0	1	0	0/0	0
S	D. Bush	3	1	4	0	0.0/0.0		0	0	0	0/0	1
DT	T. Stallworth	1	3	4	0	0.0/0.0		0	0	0	0/0	0
CB	C. Lammons	2	1	3	0	0.0/0.0		0	0	0	0/0	0
DT	B. Williams	1	1	2	1	0.5/7.0		2	0	0	0/0	0
CB	D. Bootle	0	1	1	0	0.0/0.0		0	0	0	0/0	0
<b>TOTALS</b>		<b>657</b>	<b>405</b>	<b>1062</b>	<b>89</b>	<b>55.0/388.0</b>		<b>119</b>	<b>8</b>	<b>11</b>	<b>11/225</b>	<b>85</b>

## 2022 REGULAR SEASON CHIEFS SPECIAL TEAMS STATS

POS	PLAYER	TKL.	AST.	COMB.
LB	Cochrane, Jack	5	4	9
S	Johnson, Nazeeh	5	3	8
FB	Burton, Michael	4	4	8
S	Bush, Deon	3	4	7
LB	Chenal, Leo	3	3	6
S	Cook, Bryan	3	3	6
LB	Lee, Elijah	3	3	6
WR	Kemp, Marcus	2	2	4
CB	Lammons, Chris	1	3	4
CB	Watson, Jaylen	0	3	3
RB	McKinnon, Jerick	2	0	2
CB	Bootle, Dicaprio	1	1	2
TE	Fortson, Jody	1	1	2
RB	Pacheco, Isiah	1	1	2
LB	Harris, Darius	0	2	2
S	Reid, Justin	0	2	2
K	Ammendola, Matt	1	0	1

## DEFENSIVE SCORES

**INT (2)** (10:43) (No Huddle, Shotgun) J.Herbert pass short right intended for G.Everett INTERCEPTED by Ja.Watson at KC 1. Ja.Watson for 99 yards. **vs. LAC (09/15/22)**  
(4:43) R.Wilson pass short middle intended for B.Johnson INTERCEPTED by W.Gay at DEN 47. W.Gay for 47 yards. DEN-B.Johnson was injured during the play. @ **DEN (12/11/22)**

**FR (0)**  
**Safety (1)** (8:55) (Shotgun) J.Garoppolo sacked in End Zone for -6 yards, SAFETY (F.Clark). @ **SF (10/23/22)**

## SPECIAL TEAMS BIG PLAYS

**FR (1)** M.Wright kicks 67 yards from KC 35 to TB -2. R.White to TB 23 for 25 yards (J.Cochrane, C.Lammons). FUMBLES (C.Lammons), RECOVERED by KC-E.Lee at TB 21. @ **TB (10/02/22)**

# DEFENSIVE STATS

LB	Christiansen, Cole	1	0	1
TE	Gray, Noah	1	0	1
WR	Watson, Justin	1	0	1
CB	Williams, Joshua	1	0	1
LS	Winchester, James	1	0	1
S	Amadi, Ugo	0	1	1
<b>TOTALS</b>		<b>40</b>	<b>40</b>	<b>80</b>

REGULAR SEASON DEFENSIVE AND SPECIAL TEAMS STATISTICS ARE BASED ON PRESS BOX STATISTICS.



WEEK 1:

Chiefs 44, Cardinals 21

September 11, 2022 • State Farm Stadium • 63,697



<b>Kansas City Chiefs</b> .....	<b>14</b>	<b>9</b>	<b>14</b>	<b>7</b>	<b>-</b>	<b>44</b>
<b>Arizona Cardinals</b> .....	<b>0</b>	<b>7</b>	<b>0</b>	<b>14</b>	<b>-</b>	<b>21</b>

- KC** — T. Kelce 9 yd. pass from P. Mahomes (H. Butker kick) (11-75, 5:23)
- KC** — C. Edwards-Helaire 3 yd. pass from P. Mahomes (J. Reid kick) (7-86, 4:23)
- ARI** — J. Connor 2 yd. run (M. Prater kick) (11-75, 5:15)
- KC** — C. Edwards-Helaire 4 yd. pass from P. Mahomes (kick failed, wr) (11-75, 5:33)
- KC** — H. Butker 54 yd. Field Goal (6-30, 0:33)
- KC** — J. Fortson 1 yd. pass from P. Mahomes (H. Butker kick) (4-75, 2:12)
- KC** — M. Hardman 2 yd. pass from P. Mahomes (H. Butker kick) (8-66, 4:53)
- ARI** — M. Brown 6 yd. pass from K. Murray (K. Murray-Z. Ertz pass) (14-75, 6:04)
- KC** — I. Pacheco 3 yd. run (H. Butker kick) (9-66, 5:13)
- ARI** — Z. Ertz 6 yd. pass from K. Murray (pass failed) (6-48, 2:28)

TEAM STATISTICS	CHIEFS	CARDINALS
First Downs .....	33	18
Total Net Yards .....	488	282
Rushes/Net Yards .....	27/128	22/103
Net Passing .....	360	179
Pass Attempts/Completions .....	39/30	38/24
Had Intercepted .....	0	0
Sacked/Yards Lost .....	0/0	3/26
Punts/Average .....	2/54.0	5/51.0
Penalties/Yards .....	3/25	5/49
Fumbles/Lost .....	5/1	3/0
Possession Time .....	34:42	25:18

**RUSHING**

- KC** — I. Pacheco 12-62, TD; C. Edwards-Helaire 7-42; J. McKinnon 4-22; P. Mahomes 3-5; M. Valdes-Scantling 1-(-3)
- ARI** — K. Murray 5-29; E. Benjamin 4-28; J. Connor 10-26, TD; T. McSorley 3-20

**RECEIVING**

- KC** — T. Kelce 8-121, TD; J. Smith-Schuster 6-79; M. Valdes-Scantling 4-44; C. Edwards-Helaire 3-32, 2 TDs; S. Moore 1-30; J. McKinnon 3-27; M. Hardman 3-16, TD; N. Gray 1-10; J. Fortson 1-1, TD
- ARI** — G. Dortch 7-63; M. Brown 4-43, TD; E. Benjamin 3-33; J. Connor 5-29; Z. Ertz 2-14, TD; A. Green 2-13; A. Isabella 1-10

**PASSING**

- KC** — P. Mahomes 39-30-360, 5 TDs, 0 INT
- ARI** — K. Murray 34-22-193, 2 TDs, 0 INT; T. McSorley 4-2-12, 0 TDs, 0 INT

**INTERCEPTIONS**

- KC** — None
- ARI** — None

**SACKS**

- KC** — C. Dunlap II 1.0; L. Sneed 1.0; T. Wharton 1.0
- ARI** — None

**FIELD GOALS**

- KC** — H. Butker (54)
- ARI** — None



WEEK 2:

Chiefs 27, Chargers 24

September 15, 2022 • Arrowhead Stadium • 73,461



<b>Los Angeles Chargers</b> .....	<b>3</b>	<b>7</b>	<b>7</b>	<b>7</b>	<b>-</b>	<b>24</b>
<b>Kansas City Chiefs</b> .....	<b>0</b>	<b>7</b>	<b>7</b>	<b>13</b>	<b>-</b>	<b>27</b>

- LAC** — D. Hopkins 31 yd. Field Goal (11-67, 4:41)
- LAC** — Z. Horvath 1 yd. pass from J. Herbert (D. Hopkins kick) (8-58, 3:50)
- KC** — J. McKinnon 9 yd. pass from P. Mahomes (M. Ammendola kick) (7-75, 3:19)
- LAC** — M. Williams 15 yd. pass from J. Herbert (D. Hopkins kick) (11-75, 5:08)
- KC** — Ju. Watson 41 yd. pass from P. Mahomes (M. Ammendola kick) (7-75, 2:30)
- KC** — M. Ammendola 19 yd. Field Goal (9-35, 4:01)
- KC** — Ja. Watson 99 yd. interception return (M. Ammendola kick)
- KC** — M. Ammendola 31 yd. Field Goal (5-72, 0:35)
- LAC** — J. Palmer 7 yd. pass from J. Herbert (D. Hopkins kick) (9-73, 2:09)

TEAM STATISTICS	CHARGERS	CHIEFS
First Downs .....	21	15
Total Net Yards .....	401	319
Rushes/Net Yards .....	24/75	18/93
Net Passing .....	326	226
Pass Attempts/Completions .....	48/33	35/24
Had Intercepted .....	1	0
Sacked/Yards Lost .....	2/8	1/9
Punts/Average .....	6/40.5	6/55.5
Penalties/Yards .....	3/25	6/54
Fumbles/Lost .....	0/0	0/0
Possession Time .....	33:37	26:23

**RUSHING**

- KC** — C. Edwards-Helaire 8-74; J. McKinnon 4-12; J. Pacheco 2-6; M. Burton 1-6; P. Mahomes 2-(-1); M. Hardman 1-(-4)
- LAC** — A. Ekeler 14-39; J. Kelley 4-22; S. Michel 4-13; J. Herbert 2-1

**RECEIVING**

- KC** — T. Kelce 5-51; J. Watson 2-50, TD; M. Hardman 3-49; C. Edwards-Helaire 4-44; M. Valdes-Scantling 2-13; N. Gray 2-12; J. Smith-Schuster 3-10; J. McKinnon 2-4, TD; M. Burton 1-2
- LAC** — M. Williams 8-113, TD; G. Everett 6-71; A. Ekeler 9-55; D. Carter 3-55; J. Palmer 4-30, TD; S. Michel 1-6; J. Kelley 1-3; Z. Horvath 1-1, TD

**PASSING**

- KC** — P. Mahomes 35-24-235, 2 TDs, 0 INT
- LAC** — J. Herbert 48-33-334, 3 TDs, 1 INT

**INTERCEPTIONS**

- KC** — J. Watson 1
- LAC** — A. Samuel Jr. 1

**SACKS**

- KC** — C. Jones 2.0
- LAC** — K. Mack 1.0

**FIELD GOALS**

- KC** — M. Ammendola (19) (31)
- LAC** — D. Hopkins (31)



WEEK 3:

Colts 20, Chiefs 17

September 25, 2022 • Lucas Oil Stadium • 65,975



<b>Kansas City Chiefs</b> .....	<b>6</b>	<b>8</b>	<b>3</b>	<b>0</b>	<b>—</b>	<b>17</b>
<b>Indianapolis Colts</b> .....	<b>7</b>	<b>3</b>	<b>3</b>	<b>7</b>	<b>—</b>	<b>20</b>

**IND** — J. Woods 1 yd. pass from M.Ryan (C.McLaughlin kick) (3-4, 1:23)  
**KC** — T. Kelce 3 yd. pass from P.Mahomes (kick failed, wl) (4-35, 2:03)  
**IND** — C. McLaughlin 43 yd. Field Goal (11-46, 5:54)  
**KC** — C. Edwards-Helaire 1 yd. run (P.Mahomes-T.Kelce pass) (5-21, 1:37)  
**KC** — M. Ammendola 26 yd. Field Goal (15-62, 7:04)  
**IND** — C. McLaughlin 51 yd. Field Goal (10-42, 5:03)  
**IND** — J. Woods 12 yd. pass from M.Ryan (C.McLaughlin kick) (16-76, 8:14)

TEAM STATISTICS	CHIEFS	COLTS
First Downs .....	20	19
Total Net Yards .....	315	259
Rushes/Net Yards .....	23/58	27/82
Net Passing .....	257	177
Pass Attempts/Completions .....	36/20	37/27
Had Intercepted .....	1	0
Sacked/Yards Lost .....	1/5	5/45
Punts/Average .....	3/56.7	3/51.3
Penalties/Yards .....	6/45	4/34
Fumbles/Lost .....	2/1	2/1
Possession Time .....	26:28	33:32

**RUSHING**  
**KC** — P. Mahomes 4-26; J. McKinnon 7-20; I. Pacheco 3-9; M. Burton 1-2; T. Kelce 1-1; C. Edwards-Helaire 7-(0), TD  
**IND** — J. Taylor 21-71; N. Hines 3-7; M. Ryan 3-4

**RECEIVING**  
**KC** — J. Smith-Schuster 5-89; T. Kelce 4-58, TD; M. Valdes-Scantling 4-48; C. Edwards-Helaire 5-39; N. Gray 1-26; M. Hardman 1-2  
**IND** — M. Pittman Jr. 8-72; A. Pierce 3-61; N. Hines 5-23; J. Taylor 3-20; J. Woods 2-13, 2 TDs; P. Campbell 2-10; M. Alie-Cox 1-9; K. Granson 2-7; A. Dulin 1-7

**PASSING**  
**KC** — P. Mahomes 35-20-262, TD, 1 INT; T. Townsend 1-0-(0), 0 TDs, 0 INT  
**IND** — M. Ryan 37-27-222, 2 TDs, 0 INT

**INTERCEPTIONS**  
**KC** — None  
**IND** — R. McLeod Jr. 1

**SACKS**  
**KC** — N. Bolton 2.0; F. Clark 1.0; C. Dunlap II 1.0; L. Sneed 1.0  
**IND** — Y. Ngakoue 1.0

**FIELD GOALS**  
**KC** — M. Ammendola (26) 34W/L  
**IND** — C. McLaughlin (43) (51)



WEEK 4:

Chiefs 41, Buccaneers 31

October 2, 2022 • Raymond James Stadium • 68,348



<b>Kansas City Chiefs</b> .....	<b>14</b>	<b>14</b>	<b>10</b>	<b>3</b>	<b>—</b>	<b>41</b>
<b>Tampa Bay Buccaneers</b> .....	<b>3</b>	<b>14</b>	<b>7</b>	<b>7</b>	<b>—</b>	<b>31</b>

**KC** — T. Kelce 16 yd. pass from P.Mahomes (M.Wright kick) (2-21, 0:42)  
**TB** — R. Succop 45 yd. Field Goal (7-45, 4:02)  
**KC** — C. Edwards-Helaire 3 yd. run (M.Wright kick) (12-79, 6:11)  
**KC** — C. Edwards-Helaire 2 yd. pass from P.Mahomes (M.Wright kick) (11-82, 5:52)  
**TB** — M. Evans 13 yd. pass from T.Brady (R.Succop kick) (6-75, 2:36)  
**KC** — N. Gray 1 yd. run (M.Wright kick) (6-20, 2:51)  
**TB** — M. Evans 1 yd. pass from T.Brady (R.Succop kick) (12-75, 2:01)  
**KC** — M. Wright 44 yd. Field Goal (10-49, 3:34)  
**KC** — J. Fortson 10 yd. pass from P.Mahomes (M.Wright kick) (9-65, 4:49)  
**TB** — R. White 1 yd. run (R.Succop kick) (11-75, 4:58)  
**KC** — M. Wright 32 yd. Field Goal (9-46, 4:57)  
**TB** — L. Fournette 5 yd. pass from T.Brady (R.Succop kick) (5-34, 1:12)

TEAM STATISTICS	CHIEFS	BUCCANEERS
First Downs .....	27	27
Total Net Yards .....	417	376
Rushes/Net Yards .....	37/189	6/3
Net Passing .....	228	373
Pass Attempts/Completions .....	37/23	52/39
Had Intercepted .....	1	0
Sacked/Yards Lost .....	3/21	1/12
Punts/Average .....	1/43.0	3/41.7
Penalties/Yards .....	4/32	5/40
Fumbles/Lost .....	0/0	2/2
Possession Time .....	38:38	21:22

**RUSHING**  
**KC** — C. Edwards-Helaire 19-92, TD; I. Pacheco 11-63; P. Mahomes 4-34; N. Gray 1-1, TD; J. McKinnon 2-(-1)  
**TB** — R. White 3-6, TD; L. Fournette 3-(-3)

**RECEIVING**  
**KC** — T. Kelce 9-92, TD; M. Valdes-Scantling 3-63; J. Smith-Schuster 5-46; S. Moore 2-31; J. Fortson 1-10, TD; M. Hardman 1-4; C. Edwards-Helaire 1-2, TD; J. McKinnon 1-1  
**TB** — M. Evans 8-103, 2 TDs; C. Godwin 7-59; L. Fournette 7-57, TD; R. White 5-50; C. Brate 4-32; C. Otton 3-29; R. Gage Jr. 2-24; K. Kiert 1-19; J. Jones 1-7; C. Beasley 1-5

**PASSING**  
**KC** — P. Mahomes 37-23-249, 3 TDs, 1 INT  
**TB** — T. Brady 52-39-385, 3 TDs, 0 INT

**INTERCEPTIONS**  
**KC** — None  
**TB** — S. Murphy-Bunting 1

**SACKS**  
**KC** — L. Sneed 1.0  
**TB** — M. Edwards 1.0; C. Nassib 1.0; A. Nelson 1.0

**FIELD GOALS**  
**KC** — M. Wright (44) (32)  
**TB** — R. Succop (45)



WEEK 5:

Chiefs 30, Raiders 29

October 10, 2022 • GEHA Field at Arrowhead Stadium • 73,523



<b>Las Vegas Raiders</b> .....	<b>7</b>	<b>13</b>	<b>0</b>	<b>9</b>	<b>—</b>	<b>29</b>
<b>Kansas City Chiefs</b> .....	<b>0</b>	<b>10</b>	<b>14</b>	<b>6</b>	<b>—</b>	<b>30</b>

- LV** — D. Adams 58 yd. pass from D.Carr (D.Carson kick) (4-67, 2:52)
- LV** — J.Jacobs 1 yd. run (D.Carson kick) (10-69, 5:03)
- LV** — D.Carson 53 yd. Field Goal (6-43, 3:03)
- KC** — T.Kelce 1 yd. pass from P.Mahomes (M.Wright kick) (11-75, 4:42)
- LV** — D.Carson 50 yd. Field Goal (9-43, 4:23)
- KC** — M.Wright 59 yd. Field Goal (4-34, 0:17)
- KC** — T.Kelce 4 yd. pass from P.Mahomes (M.Wright kick) (12-75, 5:35)
- KC** — T.Kelce 8 yd. pass from P.Mahomes (M.Wright kick) (8-57, 3:44)
- LV** — D.Carson 47 yd. Field Goal (8-55, 4:15)
- KC** — T.Kelce 1 yd. pass from P.Mahomes (pass failed) (13-75, 6:40)
- LV** — D.Adams 48 yd. pass from D.Carr (run failed) (7-75, 2:58)

TEAM STATISTICS	RAIDERS	CHIEFS
First Downs .....	18	29
Total Net Yards .....	378	368
Rushes/Net Yards .....	24/155	23/103
Net Passing .....	223	265
Pass Attempts/Completions .....	30/19	43/29
Had Intercepted .....	0	0
Sacked/Yards Lost .....	2/18	3/27
Punts/Average .....	2/52.0	3/48.3
Penalties/Yards .....	11/99	5/72
Fumbles/Lost .....	1/0	0/0
Possession Time .....	28:53	31:07

- RUSHING**
- KC** — J. McKinnon 8-53; P. Mahomes 4-28; C. Edwards-Helaire 9-15; M. Hardman 1-7; I. Pacheco 1-(0)
- LV** — J. Jacobs 21-154, TD; B. Bolden 1-5; D. Carr 1-3; Z. White 1-(7)

- RECEIVING**
- KC** — M. Valdes-Scantling 6-90; M. Hardman 4-73; J. Smith-Schuster 3-33; T. Kelce 7-25, 4 TDs; C. Edwards-Helaire 3-20; J. McKinnon 2-19; S. Moore 2-15; J. Watson 1-10; N. Gray 1-7
- LV** — D. Adams 3-124, 2 TDs; J. Jacobs 5-39; B. Bolden 3-29; H. Renfrow 4-25; J. Horsted 3-19; J. Johnson 1-5

- PASSING**
- KC** — P. Mahomes 43-29-292, 4 TDs, 0 INT
- LV** — D. Carr 30-19-241, 2 TDs, 0 INT

- INTERCEPTIONS**
- KC** — None
- LV** — None

- SACKS**
- KC** — D. Harris 1.0; F. Clark 0.5; G. Karlaftis 0.5
- LV** — M. Crosby 2.0; D. Perryman 1.0

- FIELD GOALS**
- KC** — M. Wright 41WR (59)
- LV** — D. Carson (53) (50) (47)



WEEK 6:

Bills 24, Chiefs 20

October 16, 2022 • GEHA Field at Arrowhead Stadium • 73,586



<b>Buffalo Bills</b> .....	<b>0</b>	<b>10</b>	<b>7</b>	<b>7</b>	<b>—</b>	<b>24</b>
<b>Kansas City Chiefs</b> .....	<b>0</b>	<b>10</b>	<b>7</b>	<b>3</b>	<b>—</b>	<b>20</b>

- BUF** — T.Bass 39 yd. Field Goal (11-59, 4:44)
- KC** — J. Smith-Schuster 42 yd. pass from P.Mahomes (H.Butker kick) (6-79, 2:01)
- BUF** — G.Davis 34 yd. pass from J.Allen (T.Bass kick) (7-96, 1:13)
- KC** — H.Butker 62 yd. Field Goal (3-28, 0:16)
- BUF** — S.Diggs 17 yd. pass from J.Allen (T.Bass kick) (6-59, 3:13)
- KC** — M.Hardman 3 yd. pass from P.Mahomes (H.Butker kick) (7-83, 4:18)
- KC** — H.Butker 44 yd. Field Goal (8-28, 4:23)
- BUF** — D.Knox 14 yd. pass from J.Allen (T.Bass kick) (12-76, 4:27)

TEAM STATISTICS	BILLS	CHIEFS
First Downs .....	26	23
Total Net Yards .....	443	387
Rushes/Net Yards .....	31/125	18/68
Net Passing .....	318	319
Pass Attempts/Completions .....	40/27	40/25
Had Intercepted .....	0	2
Sacked/Yards Lost .....	1/11	3/19
Punts/Average .....	2/54.0	3/57.7
Penalties/Yards .....	7/35	5/58
Fumbles/Lost .....	1/1	1/0
Possession Time .....	31:28	28:32

- RUSHING**
- KC** — C. Edwards-Helaire 9-33; P. Mahomes 4-21; I. Pacheco 2-9; T. Kelce 1-4; J. McKinnon 2-1
- BUF** — D. Singletary 17-85; J. Allen 12-32; J. Cook 2-8

- RECEIVING**
- KC** — J. Smith-Schuster 5-113, TD; T. Kelce 8-108; M. Hardman 3-42, TD; J. McKinnon 3-29; S. Moore 1-24; N. Gray 3-13; I. Pacheco 2-9
- BUF** — S. Diggs 10-148, TD; G. Davis 3-74, TD; D. Knox 3-37, TD; D. Singletary 4-22; R. Gilliam 3-18; K. Shakir 1-14; I. McKenzie 2-9; T. Sweeney 1-7

- PASSING**
- KC** — P. Mahomes 40-25-338, 2 TDs, 2 INT
- BUF** — J. Allen 40-27-329, 3 TDs, 0 INT

- INTERCEPTIONS**
- KC** — None
- BUF** — K. Elam 1; T. Johnson 1

- SACKS**
- KC** — C. Jones 1.0
- BUF** — V. Miller 2.0; S. Lawson 1.0

- FIELD GOALS**
- KC** — H. Butker 51WL (44) (62)
- BUF** — T. Bass (39)



WEEK 7:

Chiefs 44, 49ers 23

October 23, 2022 • Levi's Stadium • 71,746



<b>Kansas City Chiefs</b> .....	<b>7</b>	<b>7</b>	<b>14</b>	<b>16</b>	<b>—</b>	<b>44</b>
<b>San Francisco 49ers</b> .....	<b>10</b>	<b>3</b>	<b>3</b>	<b>7</b>	<b>—</b>	<b>23</b>

- SF** — R. Gould 30 yd. Field Goal (10-63, 4:38)
- SF** — R. McCloud 8 yd. pass from J. Garoppolo (R. Gould kick) (4-34, 2:14)
- KC** — M. Hardman 8 yd. pass from P. Mahomes (H. Butker kick) (9-73, 4:22)
- SF** — R. Gould 50 yd. Field Goal (10-46, 4:56)
- KC** — M. Hardman 25 yd. run (H. Butker kick) (10-90, 5:02)
- KC** — C. Edwards-Helaire 16 yd. run (H. Butker kick) (3-33, 1:32)
- SF** — R. Gould 49 yd. Field Goal (11-52, 5:47)
- KC** — J. Watson 4 yd. pass from P. Mahomes (H. Butker kick) (9-75, 4:10)
- SF** — G. Kittle 15 yd. pass from J. Garoppolo (R. Gould kick) (8-75, 4:15)
- KC** — M. Hardman 3 yd. run (H. Butker kick) (6-80, 3:33)
- KC** — J. Garoppolo sacked in end zone by F. Clark for a Safety
- KC** — J. Smith-Schuster 45 yd. pass from P. Mahomes (H. Butker kick) (5-72, 2:44)

TEAM STATISTICS	CHIEFS	49ERS
First Downs .....	24	25
Total Net Yards .....	529	444
Rushes/Net Yards .....	21/112	21/101
Net Passing .....	417	343
Pass Attempts/Completions .....	36/25	46/29
Had Intercepted .....	1	2
Sacked/Yards Lost .....	1/6	5/26
Punts/Average .....	1/33.0	1/29.0
Penalties/Yards .....	8/84	10/80
Fumbles/Lost .....	2/1	1/1
Possession Time .....	26:15	33:45

**RUSHING**

- KC** — I. Pacheco 8-43; C. Edwards-Helaire 6-32; TD: M. Hardman 2-28; 2 TDs; J. McKinnon 2-12; C. Henne 3-(-3)
- SF** — J. Wilson Jr. 7-54; C. McCaffrey 8-38; T. Davis-Price 2-4; J. Garoppolo 2-2; D. Samuel 1-2; B. Purdy 1-1

**RECEIVING**

- KC** — J. Smith-Schuster 7-124; TD: M. Valdes-Scantling 3-111; T. Kelce 6-98; J. McKinnon 2-36; M. Hardman 4-32; TD; N. Gray 1-10; J. Fortson 1-8; J. Watson 1-4; TD
- SF** — G. Kittle 6-98; TD; B. Aiyuk 7-82; R. McCloud III 4-65; TD; D. Samuel 5-42; K. Juszczyk 3-34; J. Jennings 2-24; C. McCaffrey 2-24

**PASSING**

- KC** — P. Mahomes 34-25-423, 3 TDs, 1 INT; C. Henne 2-0-(0), 0 TDs, 0 INT
- SF** — J. Garoppolo 37-25-303, 2 TDs, 1 INT; B. Purdy 9-4-66, 0 TDs, 1 INT

**INTERCEPTIONS**

- KC** — J. Thornhill 1; J. Williams 1
- SF** — T. Hufanga 1

**SACKS**

- KC** — C. Jones 2.0; F. Clark 1.5; W. Gay 0.5; K. Saunders 0.5; L. Sneed 0.5
- SF** — N. Bosa 1.0

**FIELD GOALS**

- KC** — H. Butker 39WR
- SF** — R. Gould (30) (50) (49)



WEEK 9:

Chiefs 20, Titans 17

November 6, 2022 • GEHA Field at Arrowhead Stadium • 73,475



<b>Tennessee Titans</b> .....	<b>0</b>	<b>14</b>	<b>3</b>	<b>0</b>	<b>0</b>	<b>—</b>	<b>17</b>
<b>Kansas City Chiefs</b> .....	<b>3</b>	<b>6</b>	<b>0</b>	<b>8</b>	<b>3</b>	<b>—</b>	<b>20</b>

- KC** — H. Butker 23 yd. Field Goal (15-69, 8:13)
- KC** — M. Hardman 7 yd. pass from P. Mahomes (kick failed, wl) (9-79, 4:30)
- TEN** — D. Henry 4 yd. run (R. Bullock kick) (7-74, 4:07)
- TEN** — D. Henry 1 yd. run (R. Bullock kick) (5-79, 2:50)
- TEN** — R. Bullock 44 yd. Field Goal (4-8, 1:29)
- KC** — P. Mahomes 14 yd. run (P. Mahomes run) (13-93, 6:58)
- KC** — H. Butker 28 yd. Field Goal (13-64, 5:56)

TEAM STATISTICS	TITANS	CHIEFS
First Downs .....	9	29
Total Net Yards .....	229	499
Rushes/Net Yards .....	29/172	19/77
Net Passing .....	57	422
Pass Attempts/Completions .....	16/5	68/43
Had Intercepted .....	0	1
Sacked/Yards Lost .....	3/23	4/24
Punts/Average .....	8/48.8	6/47.2
Penalties/Yards .....	8/51	10/69
Fumbles/Lost .....	0/0	0/0
Possession Time .....	26:23	41:28

**RUSHING**

- KC** — P. Mahomes 6-63; TD: J. Pacheco 5-5; C. Edwards-Helaire 4-5; J. McKinnon 3-4; M. Burton 1-(0)
- TEN** — D. Henry 17-115, 2 TDs; M. Willis 8-40; D. Hilliard 3-12; H. Haskins 1-5

**RECEIVING**

- KC** — T. Kelce 10-106; J. Smith-Schuster 10-88; M. Hardman 6-79; TD: N. Gray 3-45; J. McKinnon 6-40; J. Watson 2-37; C. Edwards-Helaire 1-14; K. Toney 2-12; M. Valdes-Scantling 1-12; M. Burton 1-9; I. Pacheco 1-4
- TEN** — C. Okonkwo 1-48; A. Hooper 2-34; H. Haskins 1-2; D. Hilliard 1-(-4)

**PASSING**

- KC** — P. Mahomes 68-43-446, TD, 1 INT
- TEN** — M. Willis 16-5-80, 0 TDs, 0 INT

**INTERCEPTIONS**

- KC** — None
- TEN** — R. McCreary 1

**SACKS**

- KC** — C. Dunlap II 1.5; K. Saunders 1.0; C. Jones 0.5
- TEN** — D. Autry 2.0; M. Edwards Jr. 1.0; D. Walker 1.0

**FIELD GOALS**

- KC** — H. Butker (23) (28) 47WR
- TEN** — R. Bullock (44)





WEEK 10:

Chiefs 27, Jaguars 17

November 13, 2022 • GEHA Field at Arrowhead Stadium • 73,493



<b>Jacksonville Jaguars</b> .....	<b>0</b>	<b>7</b>	<b>3</b>	<b>7</b>	<b>—</b>	<b>17</b>
<b>Kansas City Chiefs</b> .....	<b>7</b>	<b>13</b>	<b>7</b>	<b>0</b>	<b>—</b>	<b>27</b>

**KC** — K. Toney 6 yd. pass from P. Mahomes (H. Butker kick) (5-80, 2:38)

**KC** — M. Valdes-Scantling 18 yd. pass from P. Mahomes (H. Butker kick) (3-59, 1:23)

**KC** — N. Gray 13 yd. pass from P. Mahomes (kick failed, wl) (8-86, 2:35)

**JAX** — C. Kirk 3 yd. pass from T. Lawrence (R. Patterson kick) (5-61, 0:35)

**JAX** — R. Patterson 35 yd. Field Goal (17-58, 9:14)

**KC** — T. Kelce 7 yd. pass from P. Mahomes (H. Butker kick) (10-75, 5:08)

**JAX** — C. Kirk 19 yd. pass from T. Lawrence (R. Patterson kick) (8-54, 2:29)

<b>TEAM STATISTICS</b>	<b>JAGUARS</b>	<b>CHIEFS</b>
First Downs .....	17	26
Total Net Yards .....	315	486
Rushes/Net Yards .....	16/75	27/155
Net Passing .....	240	331
Pass Attempts/Completions .....	40/29	35/26
Had Intercepted .....	0	1
Sacked/Yards Lost .....	5/19	0/0
Punts/Average .....	6/46.8	2/45.5
Penalties/Yards .....	5/30	0/0
Fumbles/Lost .....	0/0	3/2
Possession Time .....	31:39	28:21

**RUSHING**

**KC** — I. Pacheco 16-82; P. Mahomes 7-39; K. Toney 2-33; J. McKinnon 1-2; M. Burton 1-(-1)

**JAX** — T. Etienne Jr. 11-45; T. Lawrence 4-26; J. Hasty 1-4

**RECEIVING**

**KC** — T. Kelce 6-81, TD; M. Valdes-Scantling 3-60, TD; K. Toney 4-57, TD; J. McKinnon 6-56; J. Smith-Schuster 2-33; N. Gray 2-20, TD; J. Watson 1-12; J. Fortson 1-6; S. Moore 1-6

**JAX** — C. Kirk 9-105, 2 TDs; Z. Jones 8-68; M. Jones Jr. 1-33; T. Etienne Jr. 3-28; E. Ingram 3-14; D. Arnold 1-8; J. Agnew 3-4; J. Hasty 1-(-1)

**PASSING**

**KC** — P. Mahomes 35-26-331, 4 TDs, 1 INT

**JAX** — T. Lawrence 40-29-259, 2 TDs, 0 INT

**INTERCEPTIONS**

**KC** — None

**JAX** — A. Cisco 1

**SACKS**

**KC** — C. Jones 1.5; L. Chenal 1.0; W. Gay 1.0; K. Saunders 1.0; C. Dunlap II 0.5

**JAX** — None

**FIELD GOALS**

**KC** — None

**JAX** — R. Patterson 51WL 41WL (35)



WEEK 11:

Chiefs 30, Chargers 27

November 20, 2022 • SoFi Stadium • 70,240



<b>Kansas City Chiefs</b> .....	<b>6</b>	<b>7</b>	<b>3</b>	<b>14</b>	<b>—</b>	<b>30</b>
<b>Los Angeles Chargers</b> .....	<b>10</b>	<b>10</b>	<b>0</b>	<b>7</b>	<b>—</b>	<b>27</b>

- KC** — H. Butker 33 yd. Field Goal (11-60, 4:06)
- LAC** — J. Palmer 50 yd. pass from J. Herbert (C. Dicker kick) (3-75, 1:21)
- KC** — H. Butker 52 yd. Field Goal (7-41, 3:35)
- LAC** — C. Dicker 46 yd. Field Goal (9-47, 3:23)
- KC** — T. Kelce 4 yd. pass from P. Mahomes (H. Butker kick) (7-75, 3:22)
- LAC** — A. Ekeler 1 yd. run (C. Dicker kick) (13-70, 7:03)
- LAC** — C. Dicker 21 yd. Field Goal (9-58, 2:27)
- KC** — H. Butker 30 yd. Field Goal (9-56, 4:50)
- KC** — T. Kelce 32 yd. pass from P. Mahomes (H. Butker kick) (10-86, 4:55)
- LAC** — J. Palmer 6 yd. pass from J. Herbert (C. Dicker kick) (10-64, 5:01)
- KC** — T. Kelce 17 yd. pass from P. Mahomes (H. Butker kick) (6-75, 1:15)

- RUSHING**
- KC** — I. Pacheco 15-107; J. McKinnon 6-24; P. Mahomes 4-23; C. Edwards-Helaire 2-9
  - LAC** — A. Ekeler 19-83, TD; J. Herbert 5-17; I. Spiller 4-11; Z. Horvath 1-3; S. Michel 1-1

- RECEIVING**
- KC** — T. Kelce 6-115, 3 TDs; J. Watson 3-67; S. Moore 5-63; J. Fortson 2-51; M. Valdes-Scantling 1-18; N. Gray 2-15; J. McKinnon 1-0
  - LAC** — J. Palmer 8-106, 2 TDs; K. Allen 5-94; D. Carter 3-33; A. Ekeler 7-17; M. Williams 1-15; I. Spiller 2-11; S. Smartt 1-6; J. Herbert 1-(-2)

- PASSING**
- KC** — P. Mahomes 34-20-329, 3 TDs, 0 INT
  - LAC** — J. Herbert 30-23-280, 2 TDs, 1 INT

- INTERCEPTIONS**
- KC** — N. Bolton 1
  - LAC** — None

- SACKS**
- KC** — M. Danna 2.0; C. Jones 2.0; W. Gay 1.0
  - LAC** — D. James Jr. 1.0

- FIELD GOALS**
- KC** — H. Butker (33) (52) (30)
  - LAC** — C. Dicker (46) (21)

TEAM STATISTICS	CHIEFS	CHARGERS
First Downs .....	23	22
Total Net Yards .....	485	365
Rushes/Net Yards .....	27/163	30/115
Net Passing .....	322	250
Pass Attempts/Completions .....	34/20	30/23
Had Intercepted .....	0	1
Sacked/Yards Lost .....	1/7	5/30
Punts/Average .....	2/46.0	3/49.0
Penalties/Yards .....	4/54	4/25
Fumbles/Lost .....	2/1	1/1
Possession Time .....	27:41	32:19



WEEK 12:

Chiefs 26, Rams 10

November 27, 2022 • GEHA Field at Arrowhead Stadium • 73,557



<b>Los Angeles Rams</b> .....	<b>0</b>	<b>3</b>	<b>0</b>	<b>7</b>	<b>—</b>	<b>10</b>
<b>Kansas City Chiefs</b> .....	<b>7</b>	<b>6</b>	<b>7</b>	<b>6</b>	<b>—</b>	<b>26</b>

- KC** — T. Kelce 39 yd. pass from P. Mahomes (H. Butker kick) (9-90, 4:20)
- LAR** — M. Gay 47 yd. Field Goal (10-46, 5:43)
- KC** — H. Butker 27 yd. Field Goal (12-66, 5:07)
- KC** — H. Butker 32 yd. Field Goal (13-83, 3:00)
- KC** — I. Pacheco 3 yd. run (H. Butker kick) (12-71, 6:52)
- LAR** — V. Jefferson 7 yd. pass from B. Perkins (M. Gay kick) (14-75, 6:36)
- KC** — H. Butker 22 yd. Field Goal (4-5, 1:33)
- KC** — H. Butker 22 yd. Field Goal (9-24, 3:33)

- RUSHING**
- KC** — I. Pacheco 22-69, TD; P. Mahomes 4-36; R. Jones II 4-12
  - LAR** — B. Perkins 9-44; C. Akers 8-37; K. Williams 11-35

- RECEIVING**
- KC** — T. Kelce 4-57, TD; M. Valdes-Scantling 4-56; J. Smith-Schuster 2-28; S. Moore 5-36; J. McKinnon 3-26; J. Fortson 2-26; J. Watson 2-28; R. Jones II 1-22; I. Pacheco 1-17; N. Gray 2-16
  - LAR** — V. Jefferson 3-29, TD; K. Williams 3-25; T. Atwell 2-23; B. Hopkins 1-12; B. Powell 2-6; J. Harris 1-6; B. Skowronek 2-5

- PASSING**
- KC** — P. Mahomes 42-27-320, TD, 1 INT
  - LAR** — B. Perkins 23-13-100, TD, 2 INT; R. Dixon 1-1-6, 0 TDs, 0 INT

- INTERCEPTIONS**
- KC** — N. Bolton 1; L. Sneed 1
  - LAR** — N. Scott 1

- SACKS**
- KC** — B. Cook 1.0; C. Jones 1.0; G. Karlaftis 1.0
  - LAR** — None

- FIELD GOALS**
- KC** — H. Butker (27) (32) (22) (22)
  - LAR** — M. Gay (47)

TEAM STATISTICS	RAMS	CHIEFS
First Downs .....	13	29
Total Net Yards .....	198	437
Rushes/Net Yards .....	28/116	30/117
Net Passing .....	82	320
Pass Attempts/Completions .....	24/14	42/27
Had Intercepted .....	2	1
Sacked/Yards Lost .....	3/24	0/0
Punts/Average .....	4/45.0	1/49.0
Penalties/Yards .....	5/25	3/25
Fumbles/Lost .....	0/0	1/1
Possession Time .....	27:34	32:26



WEEK 13:

Bengals 27, Chiefs 24

December 4, 2022 • Paycor Stadium • 66,243



<b>Kansas City Chiefs</b> .....	<b>3</b>	<b>7</b>	<b>14</b>	<b>0</b>	<b>—</b>	<b>24</b>
<b>Cincinnati Bengals</b> .....	<b>7</b>	<b>7</b>	<b>3</b>	<b>10</b>	<b>—</b>	<b>27</b>

- CIN — J. Burrow 4 yd. run (E. McPherson kick) (11-75, 6:11)
- KC — H. Butker 26 yd. Field Goal (10-65, 4:53)
- CIN — T. Higgins 12 yd. pass from J. Burrow (E. McPherson kick) (9-74, 5:25)
- KC — J. McKinnon 2 yd. pass from P. Mahomes (H. Butker kick) (14-81, 7:05)
- KC — I. Pacheco 8 yd. run (H. Butker kick) (7-77, 2:57)
- CIN — E. McPherson 36 yd. Field Goal (9-57, 4:47)
- KC — P. Mahomes 3 yd. run (H. Butker kick) (8-53, 3:27)
- CIN — E. McPherson 41 yd. Field Goal (8-52, 4:02)
- CIN — C. Evans 8 yd. pass from J. Burrow (E. McPherson kick) (10-53, 4:58)

- KC — I. Pacheco 14-66, TD; J. McKinnon 8-51; S. Moore 1-12; P. Mahomes 2-9, TD
- CIN — S. Perine 21-106; J. Burrow 11-46, TD; T. Williams 1-3; T. Taylor 1-(-3)
- KC — M. Valdes-Scantling 2-71; T. Kelce 4-56; J. Smith-Schuster 3-35; I. Pacheco 2-16; N. Gray 1-15; J. Watson 1-15; J. McKinnon 2-9, TD; J. Fortson 1-6
- CIN — J. Chase 7-97; T. Boyd 4-60; S. Perine 6-49; T. Higgins 3-35, TD; M. Wilcox 1-13; H. Hurst 2-12; T. Irwin 1-12; C. Evans 1-8, TD

TEAM STATISTICS	CHIEFS	BENGALS
First Downs .....	20	26
Total Net Yards .....	349	431
Rushes/Net Yards .....	25/138	34/152
Net Passing .....	211	279
Pass Attempts/Completions .....	27/16	31/25
Had Intercepted .....	0	0
Sacked/Yards Lost .....	2/12	1/7
Punts/Average .....	1/55.0	1/40.0
Penalties/Yards .....	4/35	6/65
Fumbles/Lost .....	1/1	0/0
Possession Time .....	27:54	32:06

- KC — P. Mahomes 27-16-223, TD, 0 INT
- CIN — J. Burrow 31-25-286, 2 TDs, 0 INT
- KC — None
- CIN — None
- KC — G. Karlaftis 1.0
- CIN — S. Hubbard 1.0; J. Ossai 1.0
- KC — H. Butker (26) 55WR
- CIN — E. McPherson (36) (41)



WEEK 14:

Chiefs 34, Broncos 28

December 11, 2022 • Empower Field at Mile High • 76,072



<b>Kansas City Chiefs</b> .....	<b>6</b>	<b>21</b>	<b>7</b>	<b>0</b>	<b>—</b>	<b>34</b>
<b>Denver Broncos</b> .....	<b>0</b>	<b>14</b>	<b>7</b>	<b>7</b>	<b>—</b>	<b>28</b>

- KC — H. Butker 35 yd. Field Goal (8-58, 4:04)
- KC — H. Butker 45 yd. Field Goal (6-53, 2:18)
- KC — J. McKinnon 56 yd. pass from P. Mahomes (H. Butker kick) (4-78, 1:41)
- KC — J. McKinnon 10 yd. pass from P. Mahomes (H. Butker kick) (12-76, 4:53)
- KC — W. Gay 47 yd. interception return (H. Butker kick)
- DEN — J. Leudy 18 yd. pass from R. Wilson (B. McManus kick) (4-42, 1:18)
- DEN — J. Leudy 5 yd. pass from R. Wilson (B. McManus kick) (7-60, 0:57)
- DEN — M. Mack 66 yd. pass from R. Wilson (B. McManus kick) (5-75, 1:57)
- KC — J. Smith-Schuster 4 yd. pass from P. Mahomes (H. Butker kick) (9-72, 4:28)
- DEN — J. Leudy 7 yd. pass from B. Rypien (B. McManus kick) (12-75, 4:49)

- KC — I. Pacheco 13-70; J. McKinnon 6-22; M. Burton 1-(-0); P. Mahomes 3-(-3)
- DEN — R. Wilson 4-57; L. Murray 8-32; M. Mack 3-15; M. Boone 3-2; B. Rypien 1-(-0)
- KC — J. McKinnon 7-112, 2 TDs; J. Smith-Schuster 9-74, TD; T. Kelce 4-71; N. Gray 3-45; I. Pacheco 3-23; M. Valdes-Scantling 1-20; S. Moore 1-7
- DEN — J. Leudy 8-73, 3 TDs; M. Mack 2-62, TD; G. Dulcich 3-42; K. Hinton 5-38; M. Boone 2-27; E. Tomlinson 2-11; J. Virgil 1-9; E. Saubert 1-2; L. Murray 3-(-1)

TEAM STATISTICS	CHIEFS	BRONCOS
First Downs .....	20	17
Total Net Yards .....	431	320
Rushes/Net Yards .....	23/89	19/106
Net Passing .....	342	214
Pass Attempts/Completions .....	42/28	44/27
Had Intercepted .....	3	2
Sacked/Yards Lost .....	2/10	6/49
Punts/Average .....	3/66.3	7/47.6
Penalties/Yards .....	4/70	6/38
Fumbles/Lost .....	0/0	1/0
Possession Time .....	30:13	29:47

- KC — P. Mahomes 42-28-352, 3 TDs, 3 INT
- DEN — R. Wilson 36-23-247, 3 TDs, 1 INT; B. Rypien 8-4-16, TD, 1 INT
- KC — W. Gay 1; L. Sneed 1
- DEN — J. Jewell 2; P. Surtain II 1
- KC — E. Clark 1.0; M. Danna 1.0; C. Jones 1.0; G. Karlaftis 1.0; J. Thornhill 1.0; D. Harris 0.5; B. Williams 0.5
- DEN — J. Cooper 1.0; D. Jones 1.0
- KC — H. Butker (35) (45)
- DEN — None



WEEK 15:

Chiefs 30, Texans 24

December 18, 2022 • NRG Stadium • 70,541



<b>Kansas City Chiefs</b> .....	<b>0</b>	<b>13</b>	<b>3</b>	<b>8</b>	<b>6</b>	<b>-</b>	<b>30</b>
<b>Houston Texans</b> .....	<b>7</b>	<b>7</b>	<b>7</b>	<b>3</b>	<b>0</b>	<b>-</b>	<b>24</b>

- HOU** — T. Quitoriano 8 yd. pass from D.Mills (K.Fairbairn kick) (11-80, 5:42) (1-26, 0:06) (1-26, 0:06)
- KC** — J.McKinnon 20 yd. pass from P.Mahomes (H.Butker kick) (7-75, 3:34)
- HOU** — D.Mills 17 yd. run (K.Fairbairn kick) (2-17, 0:12)
- KC** — M.Valdes-Scantling 4 yd. pass from P.Mahomes (kick failed, w/ (13-97, 3:52)
- KC** — H.Butker 27 yd. Field Goal (10-67, 5:55)
- HOU** — J.Akins 12 yd. pass from D.Mills (K.Fairbairn kick) (7-49, 4:18)
- KC** — P.Mahomes 5 yd. run (P.Mahomes-J.McKinnon pass) (9-84, 4:28)
- HOU** — K.Fairbairn 29 yd. Field Goal (15-65, 6:46)
- KC** — J.McKinnon 26 yd. run

- KC** — I. Pacheco 15-86; J. McKinnon 10-52, TD; P. Mahomes 5-33, TD; S. Moore 2-12; R. Jones II 1-6
- HOU** — B. Freeman 11-51; D. Mills 5-21, TD; D. Ogunbowale 8-14; J. Driskel 4-8

**RUSHING**

- KC** — T. Kelce 10-105; J. Smith-Schuster 10-88; J. McKinnon 8-70, TD; N. Gray 3-31; M. Valdes-Scantling 3-26, TD; I. Pacheco 1-11; K. Toney 1-5
- HOU** — C. Moore 4-42; A. Rodgers 2-26; J. Akins 3-22, TD; R. Burkhead 2-17; B. Jordan 1-9; T. Quitoriano 1-8, TD; R. Freeman 1-5

**RECEIVING**

**PASSING**

- KC** — P. Mahomes 41-36-336, 2 TDs, 0 INT
- HOU** — D. Mills 24-12-121, 2 TDs, 0 INT; J. Driskel 4-2-8, 0 TDs, 0 INT; P. Dorsett 1-0-0, 0 TDs, 0 INT

**INTERCEPTIONS**

- KC** — None
- HOU** — None

**SACKS**

- KC** — F. Clark 1.0
- HOU** — B. Cashman 1.0; C. Kirksey 1.0

**FIELD GOALS**

- KC** — H. Butker (27) 51WR
- HOU** — K. Fairbairn (29)

<b>TEAM STATISTICS</b>	<b>CHIEFS</b>	<b>TEXANS</b>
First Downs .....	33	18
Total Net Yards .....	502	219
Rushes/Net Yards .....	33/189	28/94
Net Passing .....	313	125
Pass Attempts/Completions .....	41/36	29/14
Had Intercepted .....	0	0
Sacked/Yards Lost .....	2/23	1/4
Punts/Average .....	4/48.3	5/46.8
Penalties/Yards .....	10/102	4/33
Fumbles/Lost .....	3/2	1/1
Possession Time .....	37:22	27:25



WEEK 16:

Chiefs 24, Seahawks 10

December 24, 2022 • GEHA Field at Arrowhead Stadium • 73,331



<b>Seattle Seahawks</b> .....	<b>0</b>	<b>3</b>	<b>0</b>	<b>7</b>	<b>-</b>	<b>10</b>
<b>Kansas City Chiefs</b> .....	<b>7</b>	<b>10</b>	<b>0</b>	<b>7</b>	<b>-</b>	<b>24</b>

- KC** — K.Toney 8 yd. pass from P.Mahomes (H.Butker kick) (9-63, 5:12)
- KC** — J.McKinnon 9 yd. pass from P.Mahomes (H.Butker kick) (7-53, 3:21)
- KC** — H.Butker 47 yd. Field Goal (6-43, 2:48)
- SEA** — J.Myers 22 yd. Field Goal (11-90, 2:40)
- KC** — P.Mahomes 3 yd. run (H.Butker kick) (5-80, 3:00)
- SEA** — N.Fant 6 yd. pass from G.Smith (J.Myers kick) (10-75, 2:17)

- KC** — I. Pacheco 14-58; P. Mahomes 2-8, TD; J. McKinnon 5-7; R. Jones II 1-4
- SEA** — K. Walker III 26-107; G. Smith 3-16; D. Dallas 2-10

**RUSHING**

- KC** — T. Kelce 6-113; I. Pacheco 1-32; J. McKinnon 3-31, TD; J. Smith-Schuster 3-27; N. Gray 1-8; K. Toney 1-8, TD; S. Moore 1-5
- SEA** — D. Metcalf 7-81; C. Parkinson 3-45; D. Dallas 6-32; L. Treadwell 3-26; W. Dissly 1-19; N. Fant 2-12, TD; P. Hart 1-2; K. Walker III 2-(-2)

**RECEIVING**

**PASSING**

- KC** — P. Mahomes 28-16-224, 2 TDs, 0 INT
- SEA** — G. Smith 40-25-215, TD, 1 INT

**INTERCEPTIONS**

- KC** — J. Thornhill 1
- SEA** — None

**SACKS**

- KC** — C. Jones 1.0; G. Karlaftis 1.0
- SEA** — D. Taylor 1.0

**FIELD GOALS**

- KC** — H. Butker (47)
- SEA** — J. Myers (22)

<b>TEAM STATISTICS</b>	<b>SEAHAWKS</b>	<b>CHIEFS</b>
First Downs .....	19	14
Total Net Yards .....	333	297
Rushes/Net Yards .....	31/133	22/77
Net Passing .....	200	220
Pass Attempts/Completions .....	40/25	28/16
Had Intercepted .....	1	0
Sacked/Yards Lost .....	2/15	1/4
Punts/Average .....	5/47.6	6/41.0
Penalties/Yards .....	6/35	5/39
Fumbles/Lost .....	0/0	0/0
Possession Time .....	35:02	24:58



WEEK 17:

Chiefs 27, Broncos 24

January 1, 2023 • GEHA Field at Arrowhead Stadium • 73,571



<b>Denver Broncos</b> .....	<b>0</b>	<b>10</b>	<b>7</b>	<b>7</b>	<b>-</b>	<b>24</b>
<b>Kansas City Chiefs</b> .....	<b>6</b>	<b>7</b>	<b>0</b>	<b>14</b>	<b>-</b>	<b>27</b>

- KC** — I. Pacheco 5 yd. run (run failed) (10-65, 5:42)
- DEN** — B. McManus 49 yd. Field Goal (14-49, 6:46)
- DEN** — R. Wilson 16 yd. run (B. McManus kick) (1-16, 0:05)
- KC** — J. McKinnon 6 yd. pass from P. Mahomes (H. Butker kick) (7-75, 3:38)
- DEN** — A. Okwuegbunam 25 yd. pass from R. Wilson (B. McManus kick) (6-63, 3:48)
- KC** — B. Bell 17 yd. pass from P. Mahomes (H. Butker kick) (6-65, 3:06)
- KC** — J. McKinnon 3 yd. pass from P. Mahomes (H. Butker kick) (4-17, 1:55)
- DEN** — R. Wilson 4 yd. run (B. McManus kick) (12-75, 6:22)

<b>TEAM STATISTICS</b>	<b>BRONCOS</b>	<b>CHIEFS</b>
First Downs .....	21	22
Total Net Yards .....	307	374
Rushes/Net Yards .....	24/117	16/46
Net Passing .....	190	328
Pass Attempts/Completions .....	38/26	42/29
Had Intercepted .....	1	1
Sacked/Yards Lost .....	4/32	0/0
Punts/Average .....	5/51.4	5/52.6
Penalties/Yards .....	3/23	5/31
Fumbles/Lost .....	1/1	1/1
Possession Time .....	33:06	26:54

- RUSHING**
- KC** — I. Pacheco 9-31, TD; P. Mahomes 4-8; J. McKinnon 2-4; R. Jones II 1-3
  - DEN** — L. Murray 12-56; C. Edmonds 7-34; R. Wilson 4-27, 2 TDs; K. Hinton 1-(0)

- RECEIVING**
- KC** — K. Toney 4-71; J. McKinnon 5-52, 2 TDs; T. Kelce 7-43; S. Moore 3-33; M. Valdes-Scantling 2-28; J. Watson 1-27; J. Smith-Schuster 2-21; J. Pacheco 2-18; B. Bell 1-17, TD; N. Gray 1-12; P. Mahomes 1-6
  - DEN** — A. Okwuegbunam 3-45, TD; C. Sutton 4-44; C. Edmonds 3-39; J. Leudy 7-38; E. Saubert 3-30; L. Murray 4-16; A. Beck 2-10

- PASSING**
- KC** — P. Mahomes 42-29-328, 3 TDs, 1 INT
  - DEN** — R. Wilson 38-26-222, TD, 1 INT

- INTERCEPTIONS**
- KC** — L. Sneed 1
  - DEN** — J. Simmons 1

- SACKS**
- KC** — C. Jones 1.0; G. Karlaftis 1.0; T. McDuffie 1.0; K. Saunders 1.0
  - DEN** — None

- FIELD GOALS**
- KC** — H. Butker 51B
  - DEN** — B. McManus (49)



WEEK 18:

Chiefs 31, Raiders 13

January 7, 2023 • Allegiant Stadium • 62,136



<b>Kansas City Chiefs</b> .....	<b>7</b>	<b>17</b>	<b>0</b>	<b>7</b>	<b>-</b>	<b>31</b>
<b>Las Vegas Raiders</b> .....	<b>3</b>	<b>0</b>	<b>3</b>	<b>7</b>	<b>-</b>	<b>13</b>

- KC** — J. McKinnon 2 yd. pass from P. Mahomes (H. Butker kick) (5-75, 2:08)
- LV** — D. Carlson 54 yd. Field Goal (10-40, 5:37)
- KC** — R. Jones 2 yd. run (H. Butker kick) (3-44, 1:08)
- KC** — K. Toney 11 yd. run (H. Butker kick) (12-98, 5:19)
- KC** — H. Butker 44 yd. Field Goal (2-4, 0:09)
- LV** — D. Carlson 38 yd. Field Goal (13-55, 8:05)
- KC** — I. Pacheco 1 yd. run (H. Butker kick) (7-62, 3:01)
- LV** — H. Renfrow 11 yd. pass from J. Stidham (D. Carlson kick) (10-75, 4:26)

<b>TEAM STATISTICS</b>	<b>CHIEFS</b>	<b>RAIDERS</b>
First Downs .....	21	21
Total Net Yards .....	349	279
Rushes/Net Yards .....	28/168	25/99
Net Passing .....	181	180
Pass Attempts/Completions .....	26/18	36/22
Had Intercepted .....	0	1
Sacked/Yards Lost .....	2/21	6/39
Punts/Average .....	4/49.0	2/61.0
Penalties/Yards .....	5/43	6/47
Fumbles/Lost .....	0/0	2/1
Possession Time .....	25:47	34:13

- RUSHING**
- KC** — I. Pacheco 8-64, TD; R. Jones II 10-45, TD; P. Mahomes 3-29; K. Toney 3-26, TD; J. McKinnon 2-6; C. Henrie 2-(-2)
  - LV** — J. Stidham 7-50; J. Jacobs 17-45; Z. White 1-4

- RECEIVING**
- KC** — J. Watson 1-67; T. Kelce 6-38; J. Smith-Schuster 2-35; M. Valdes-Scantling 3-27; K. Toney 2-18; N. Gray 1-14; B. Bell 1-3; J. McKinnon 2-(0); TD
  - LV** — D. Adams 5-73; H. Renfrow 7-63, TD; D. Waller 2-35; M. Hollins 2-15; A. Abdullah 1-10; F. Moreau 1-10; J. Jacobs 2-5; K. Cole 1-5; J. Johnson 1-3

- PASSING**
- KC** — P. Mahomes 26-18-202, TD, 0 INT
  - LV** — J. Stidham 36-22-219, TD, 1 INT

- INTERCEPTIONS**
- KC** — J. Thornhill 1
  - LV** — None

- SACKS**
- KC** — C. Jones 2.5; M. Danna 2.0; J. Reid 1.0; G. Karlaftis 0.5
  - LV** — M. Crosby 1.0; C. Ferrell 1.0

- FIELD GOALS**
- KC** — H. Butker (44)
  - LV** — D. Carlson (54) (38)

# ***ROSTER INFO***



# 2023 KANSAS CITY CHIEFS ALPHABETICAL ROSTER

(As of August 8, 2023)

NO.	NAME	POS.	HT.	WT.	AGE	EXP.	COLLEGE	HOW ACQ.	HOMETOWN
73	Allegretti, Nick	G	6-4	310	27	5	Illinois	D7-19	Frankfort, Ill.
97	Anudike-Uzomah, Felix	DE	6-4	255	21	R	Kansas State	D1-23	Kansas City, Mo.
81	Bell, Blake	TE	6-6	252	32	9	Oklahoma	FA-21	Wichita, Kan.
80	Blanton, Kendall	TE	6-6	262	27	2	Missouri	FA-22	Blue Springs, Mo.
32	Bolton, Nick	LB	5-11	237	23	3	Missouri	D2a-21	Frisco, Texas
30	Bootle, Dicaprio	CB	5-10	180	25	1	Nebraska	CFA-21	Miami, Fla.
40	Boye-Doe, Ekow	CB	6-0	177	23	R	Kansas State	CFA-23	Lawrence, Kan.
12	Buechele, Shane	QB	6-0	210	25	1	SMU	CFA-21	Arlington, Texas
26	Bush, Deon	S	6-0	200	29	8	Miami	FA-22	Miami, Fla.
49	Bushman, Matt	TE	6-5	245	27	1	BYU	FA-22	Tucson, Ari.
7	Butker, Harrison	K	6-4	199	28	7	Georgia Tech	FA-17	Decatur, Ga.
66	Callendo, Mike	OL	6-4	301	25	1	Western Michigan	CFA-22	Brookfield, Wis.
67	Carvin, Jerome	G	6-5	307	22	R	Tennessee	CFA-23	Memphis, Tenn.
54	Chenal, Leo	LB	6-3	250	22	2	Wisconsin	D3-22	Grantsburg, Wis.
48	Christiansen, Cole	LB	6-1	230	26	1	Army	FA-22	Suffolk, Va.
99	Coburn, Keondre	DT	6-2	332	23	R	Texas	D6-23	Houston, Texas
43	Cochrane, Jack	LB	6-3	236	24	2	South Dakota	CFA-22	Mount Vernon, Iowa
27	Conner, Chamarrri	DB	6-0	202	23	R	Virginia Tech	D4-23	Jacksonville, Fla.
47	Cook, Anthony	S	6-1	188	23	R	Texas	CFA-23	Houston, Texas
6	Cook, Bryan	S	6-1	206	23	2	Cincinnati	D2b-22	Cincinnati, Ohio
89	Crawford, Kekoa	WR	6-0	192	25	1	California	FA-23	Pasadena, Calif.
51	Danna, Mike	DE	6-2	257	25	4	Michigan	D5-20	Detroit, Mich.
93	Dickerson, Matt	DT	6-5	298	27	3	UCLA	FA-23	San Mateo, Calif.
39	Ealy, Jerriion	WR/RB	5-8	187	22	1	Mississippi	CFA-22	Walnut Grove, Miss.
21	Edwards, Mike	S	5-10	205	27	5	Kentucky	FA-23	Cincinnati, Ohio
25	Edwards-Helaire, Clyde	RB	5-7	207	24	4	LSU	D1-20	Baton Rouge, La.
88	Fortson, Jody	TE	6-4	226	27	3	Valdosta State	CFA-19	Buffalo, N.Y.
13	Fryfogle, Ty	WR	6-2	205	24	1	Indiana	FA-23	Lucedale, Miss.
9	Gabbert, Blaine	QB	6-5	235	33	12	Missouri	FA-23	Ballwin, Mo.
42	Gathings, Izaiah	TE	6-4	222	22	R	Middle Tennessee State	FA-23	Statesville, N.C.
50	Gay, Willie	LB	6-1	243	25	4	Mississippi State	D2-20	Starkville, Miss.
72	Godrick, Chukwuebuka (Jason)	OT	6-5	295	22	R		CFA-23	Lagos, Nigeria
83	Gray, Noah	TE	6-3	240	24	3	Duke	D5a-21	Leominster, Mass.
60	Gutierrez, Sebastian	T	6-5	308	25	1	Minot State	FA-23	Pasco, Wash.
12	Hailassie, Kahlef	CB	6-1	194	22	R	Western Kentucky	CFA-23	Elk Grove, Calif.
68	Hardy, Anderson	C	6-6	301	23	R	Appalachian State	CFA-23	Raleigh, N.C.
94	Herring, Malik	DE	6-3	275	25	3	Georgia	CFA-21	Forsyth, Ga.
92	Hoskins, Phil	DT	6-5	315	26	1	Kentucky	FA-23	Toledo, Ohio
52	Humphrey, Creed	C	6-4	302	25	3	Oklahoma	D2b-21	Shawnee, Okla.
29	Jackson, Lamar	CB	6-2	212	25	3	Nebraska	FA-23	Elk Grove, Calif.
17	James, Richie	WR	5-9	185	27	6	Middle Tennessee State	FA-23	Sarasota, Fla.
44	Jones, Cam	LB	6-2	227	23	R	Indiana	CFA-23	Memphis, Tenn.
95	Jones, Chris	DT	6-6	310	29	8	Mississippi State	D2-16	Houston, Miss.
31	Jones, Nic	CB	6-0	189	21	R	Ball State	D7-23	Detroit, Mich.
57	Jones, Truman	DE	6-4	250	23	R	Harvard	CFA-23	Atlanta, Ga.
59	Kaindoh, Joshua	DE	6-6	260	24	2	Florida State	D4-21	Baltimore, Md.
56	Karlaftis, George	DE	6-4	263	22	2	Purdue	D1b-22	West Lafayette, Ind.
87	Kelce, Travis	TE	6-5	250	33	11	Cincinnati	D3a-13	Cleveland Heights, Ohio
75	Kinnard, Darian	T	6-5	322	23	1	Kentucky	D5-22	Knoxville, Tenn.
15	Mahomes, Patrick	QB	6-2	225	27	7	Texas Tech	D1-17	Tyler, Texas
22	McDuffie, Trent	CB	5-11	193	22	2	Washington	D1a-22	Westminster, Calif.
1	McKinnon, Jerick	RB	5-9	209	31	10	Georgia Southern	FA-21	Marietta, Ga.
24	Moore, Sky	WR	5-10	195	22	2	Western Michigan	D2a-22	New Kensington, Pa.
64	Morris, Wanya	OL	6-6	307	22	R	Oklahoma	D3-23	Grayson, Ga.
77	Niang, Lucas	T	6-6	315	24	3	TCU	D3-20	New Canaan, Conn.
91	Nnadi, Derrick	DT	6-1	317	27	6	Florida State	D3a-18	Virginia Beach, Va.
46	Norman, Isaiah	S	6-0	206	25	R	Marshall	CFA-23	Memphis, Tenn.
6	Oladokun, Chris	QB	6-2	195	25	1	South Dakota State	FA-22	Tampa, Fla.
90	Omenihu, Charles	DE	6-5	280	25	5	Texas	FA-23	Rowlett, Texas
10	Pacheco, Isiah	RB	5-10	216	24	2	Rutgers	D7b-22	Vineland, N.J.
29	Perine, La'Mical	RB	5-11	216	25	2	Florida	FA-22	Mobile, Ala.
14	Powell, Cornell	WR	6-0	204	25	1	Clemson	D5b-21	Greenville, N.C.
34	Prince, Deneric	RB	6-0	216	23	R	Tulsa	CFA-23	Manvel, Texas
20	Reid, Justin	S	6-1	207	26	6	Stanford	FA-22	Prairieville, La.
61	Reiter, Austin	C	6-3	301	31	7	South Florida	FA-22	Bradenton, Fla.
27	Remigio, Nikko	WR	5-9	187	23	R	Fresno State	CFA-23	Orange, Calif.
4	Rice, Rashee	WR	6-1	204	23	R	SMU	D2-23	North Richland Hills, Texas
8	Ross, Justyn	WR	6-4	210	23	2	Clemson	CFA-22	Phenix City, Ala.
85	Scott, Ty	WR	6-1	199	24	R	Missouri State	FA-23	Estill, S.C.
71	Shelton, Danny	NT	6-2	345	29	8	Washington	FA-22	Auburn, Wash.
79	Smith, Donovan	T	6-6	338	30	9	Penn State	FA-23	Owings Mills, Md.
65	Smith, Trey	G	6-6	321	24	3	Tennessee	D6-21	Jackson, Tenn.
82	Smith-Marsette, Ihmir	WR	6-1	185	23	3	Iowa	FA-22	Newark, N.J.
38	Sneed, L'Jarvis	CB	6-1	192	26	4	LA Tech	D4-20	Minden, La.
74	Taylor, Jawaan	T	6-5	330	25	5	Florida	FA-23	Cocoa, Fla.
39	Taylor, Reese	CB	5-10	188	23	R	Purdue	CFA-23	Indianapolis, Ind.
53	Thompson, BJ	DE	6-6	243	24	R	Stephen F. Austin	D5-23	England, Ark.
62	Thuney, Joe	G	6-5	304	30	8	North Carolina State	FA-21	Centerville, Ohio
19	Toney, Kadarius	WR	6-0	193	24	3	Florida	T (NYG)-22	Mobile, Ala.
5	Townsend, Tommy	P	6-1	191	26	4	Florida	CFA-20	Orlando, Fla.
23	Tranquill, Drue	LB	6-2	234	27	5	Notre Dame	FA-23	Fort Wayne, Ind.
11	Valdes-Scantling, Marquez	WR	6-4	206	28	6	South Florida	FA-22	St. Petersburg, Fla.
76	Wanogho, Prince Tega	T	6-5	308	25	2	Auburn	FA-20	Elmore, Ala.
35	Watson, Jaylen	CB	6-2	197	24	2	Washington State	D7a-22	Augusta, Ga.
84	Watson, Justin	WR	6-2	215	27	6	Pennsylvania	FA-22	Bridgeville, Pa.
98	Wharton, Tershaw	DT	6-1	280	25	4	Missouri S&T	CFA-20	University City, Mo.
70	Williams, Chris	DT	6-3	302	25	2	Wagner	FA-23	Brooklyn, N.Y.
2	Williams, Joshua	CB	6-3	193	23	2	Fayetteville State	D4-22	Fayetteville, N.C.
41	Winchester, James	LS	6-3	209	34	9	Oklahoma	FA-15	Washington, Okla.
96	Wise, Daniel	DE	6-3	285	27	3	Kansas	FA-22	Carrollton, Texas
42	Witherstone, Anthony	CB	6-2	193	23	R	Merrimack	FA-23	Warwick, R.I.
<b>Reserve/Injured</b>									
13	Nazeeh Johnson	S	5-10	199	25	2	Marshall	D7c-22	Martinsburg, W.V.

**HEAD COACH:** Andy Reid

**OFFENSE:** Matt Nagy (Offensive Coordinator); Joe Bleymaier (Pass Game Coordinator); Porter Ellett (Asst. Running Backs); Connor Embree (Wide Receivers); David Girardi (Quarterbacks); Andy Heck (Offensive Line); Corey Mattheai (Asst. Offensive Line); Tom Melvin (Tight Ends); Todd Pinkston (Running Backs); Kevin Saxton (Offensive Asst.) Dan Williams (Offensive Quality Control/Asst. Quarterbacks).

**DEFENSE:** Steve Spagnuolo (Defensive Coordinator); Terry Bradden (Asst. Defensive Line); Joe Cullen (Defensive Line); Donald D'Alesio (Safeties); Brendan Daly (Linebackers); Ken Fajole (Outside Linebackers); Dave Merritt (Defensive Backs); Alex Whittingham (Defensive Quality Control); Rod Wilson (Defensive Asst.).

**SPECIALISTS:** Dave Toub (Asst. Head Coach/Special Teams Coordinator); Andy Hill (Asst. Special Teams).

**MISCELLANEOUS:** Ryan Reynolds (Head Strength & Conditioning/Dir. of Sports Science); Greg Carbin (Asst. Strength & Conditioning); Nick Cassetta (Asst. Strength & Conditioning); Spencer Reid (Asst. Strength & Conditioning); Mike Frazier (Statistical Analysis Coordinator).

# 2023 KANSAS CITY CHIEFS NUMERICAL ROSTER

(As of August 8, 2023)

NO.	NAME	POS.	HT.	WT.	AGE	EXP.	COLLEGE	HOW ACQ.	HOMETOWN
1	Jerick McKinnon	RB	5-9	209	31	10	Georgia Southern	FA-21	Marietta, Ga.
2	Joshua Williams	CB	6-3	193	23	2	Fayetteville State	D4-22	Fayetteville, N.C.
4	Rashee Rice	WR	6-1	204	23	R	SMU	D2-23	North Richland Hills, Texas
5	Tommy Townsend	P	6-1	191	26	4	Florida	CFA-20	Orlando, Fla.
6	Bryan Cook	S	6-1	206	23	2	Cincinnati	D2b-22	Cincinnati, Ohio
6	Chris Oladokun	QB	6-2	195	25	1	South Dakota State	FA-22	Tampa, Fla.
7	Harrison Butker	K	6-4	199	28	7	Georgia Tech	FA-17	Decatur, Ga.
8	Justyn Ross	WR	6-4	210	23	2	Clemson	CFA-22	Phenix City, Ala.
9	Blaine Gabbert	QB	6-5	235	33	12	Missouri	FA-23	Ballwin, Mo.
10	Isiah Pacheco	RB	5-10	216	24	2	Rutgers	D7b-22	Vineland, N.J.
11	Marquez Valdes-Scantling	WR	6-4	206	28	6	South Florida	FA-22	St. Petersburg, Fla.
12	Shane Buechele	QB	6-0	210	25	1	SMU	CFA-21	Arlington, Texas
12	Kahlel Hailassie	CB	6-1	194	22	R	Western Kentucky	CFA-23	Elk Grove, Calif.
13	Ty Fryfogle	WR	6-2	205	24	1	Indiana	FA-23	Lucedale, Miss.
14	Cornell Powell	WR	6-0	204	25	1	Clemson	D5b-21	Greenville, N.C.
15	Patrick Mahomes	QB	6-2	225	27	7	Texas Tech	D1-17	Tyler, Texas
17	Richie James	WR	5-9	185	27	6	Middle Tennessee State	FA-23	Sarasota, Fla.
19	Kadarius Toney	WR	6-0	193	24	3	Florida	T (NYG)-22	Mobile, Ala.
20	Justin Reid	S	6-1	207	26	6	Stanford	FA-22	Prairieville, La.
21	Mike Edwards	S	5-10	205	27	5	Kentucky	FA-23	Cincinnati, Ohio
22	Trent McDuffie	CB	5-11	193	22	2	Washington	D1a-22	Westminster, Calif.
23	Drue Tranquill	LB	6-2	234	27	5	Notre Dame	FA-23	Fort Wayne, Ind.
24	Sky Moore	WR	5-10	195	22	2	Western Michigan	D2a-22	New Kensington, Pa.
25	Clyde Edwards-Helaire	RB	5-7	207	24	4	LSU	D1-20	Baton Rouge, La.
26	Deon Bush	S	6-0	200	29	8	Miami	FA-22	Miami, Fla.
27	Chamarri Conner	DB	6-0	202	23	R	Virginia Tech	D4-23	Jacksonville, Fla.
27	Nikko Remigio	WR	5-9	187	23	R	Fresno State	CFA-23	Orange, Calif.
29	Lamar Jackson	CB	6-2	212	25	3	Nebraska	FA-23	Elk Grove, Calif.
29	La'Mical Perine	RB	5-11	216	25	2	Florida	FA-22	Mobile, Ala.
30	Dicaprio Bootle	CB	5-10	180	25	1	Nebraska	CFA-21	Miami, Fla.
31	Nic Jones	CB	6-0	189	21	R	Ball State	D7-23	Detroit, Mich.
32	Nick Bolton	LB	5-11	237	23	3	Missouri	D2a-21	Frisco, Texas
34	Deneric Prince	RB	6-0	216	23	R	Tulsa	CFA-23	Manvel, Texas
35	Jaylen Watson	CB	6-2	197	24	2	Washington State	D7a-22	Augusta, Ga.
38	L'Jarius Sneed	CB	6-1	192	26	4	LA Tech	D4-20	Minden, La.
39	Jerrion Ealy	WR/RB	5-8	187	22	1	Mississippi	CFA-22	Walnut Grove, Miss.
39	Reese Taylor	CB	5-10	188	23	R	Purdue	CFA-23	Indianapolis, Ind.
40	Ekow Boye-Doe	CB	6-0	177	23	R	Kansas State	CFA-23	Lawrence, Kan.
41	James Winchester	LS	6-3	209	34	9	Oklahoma	FA-15	Washington, Okla.
42	Izaiah Gathings	TE	6-4	222	22	R	Middle Tennessee State	FA-23	Statesville, N.C.
42	Anthony Witherstone	CB	6-2	193	23	R	Merrimack	FA-23	Wanwick, R.I.
43	Jack Cochrane	LB	6-3	236	24	2	South Dakota	CFA-22	Mount Vernon, Iowa
44	Cam Jones	LB	6-2	227	23	R	Indiana	CFA-23	Memphis, Tenn.
46	Isaiah Norman	S	6-0	206	24	R	Marshall	CFA-23	Memphis, Tenn.
47	Anthony Cook	S	6-1	188	23	R	Texas	CFA-23	Houston, Texas
48	Cole Christiansen	LB	6-1	230	26	1	Army	FA-22	Suffolk, Va.
49	Matt Bushman	TE	6-5	245	27	1	BYU	FA-22	Tucson, Ari.
50	Willie Gay	LB	6-1	243	25	4	Mississippi State	D2-20	Starkville, Miss.
51	Mike Danna	DE	6-2	257	25	4	Michigan	D5-20	Detroit, Mich.
52	Creed Humphrey	C	6-4	302	25	3	Oklahoma	D2b-21	Shawnee, Okla.
53	BJ Thompson	DE	6-6	243	24	R	Stephen F. Austin	D5-23	England, Ark.
54	Leo Chenal	LB	6-3	250	22	2	Wisconsin	D3-22	Grantsburg, Wis.
56	George Karlaftis	DE	6-4	263	22	2	Purdue	D1b-22	West Lafayette, Ind.
57	Truman Jones	DE	6-4	250	23	R	Harvard	CFA-23	Atlanta, Ga.
59	Joshua Kaindoh	DE	6-6	260	24	2	Florida State	D4-21	Baltimore, Md.
60	Sebastian Gutierrez	T	6-5	308	25	1	Minot State	FA-23	Pasco, Wash.
61	Austin Reiter	C	6-3	301	31	7	South Florida	FA-22	Bradenton, Fla.
62	Joe Thuney	G	6-5	304	30	8	North Carolina State	FA-21	Centerville, Ohio
64	Wanya Morris	OL	6-6	307	22	R	Oklahoma	D3-23	Grayson, Ga.
65	Trey Smith	G	6-6	321	24	3	Tennessee	D6-21	Jackson, Tenn.
66	Mike Caliendo	OL	6-4	301	25	1	Western Michigan	CFA-22	Brookfield, Wis.
67	Jerome Carvin	G	6-5	307	22	R	Tennessee	CFA-23	Memphis, Tenn.
68	Anderson Hardy	C	6-6	301	23	R	Appalachian State	CFA-23	Raleigh, N.C.
70	Chris Williams	DT	6-3	302	25	2	Wagner	FA-23	Brooklyn, N.Y.
71	Danny Shelton	NT	6-2	345	29	8	Washington	FA-22	Auburn, Wash.
72	Chukwuebuka (Jason) Godrick	OT	6-5	295	22	R		CFA-23	Lagos, Nigeria
73	Nick Allegretti	G	6-4	310	27	5	Illinois	D7-19	Frankfort, Ill.
74	Jawaan Taylor	T	6-5	330	25	5	Florida	FA-23	Cocoa, Fla.
75	Darian Kinnard	T	6-5	322	23	1	Kentucky	D5-22	Knoxville, Tenn.
76	Prince Tega Wanogho	T	6-5	308	25	2	Auburn	FA-20	Elmore, Ala.
77	Lucas Niang	T	6-6	315	24	3	TCU	D3-20	New Canaan, Conn.
79	Donovan Smith	T	6-6	338	30	9	Penn State	FA-23	Owings Mills, Md.
80	Kendall Blanton	TE	6-6	262	27	2	Missouri	FA-22	Blue Springs, Mo.
81	Blake Bell	TE	6-6	252	32	9	Oklahoma	FA-21	Wichita, Kan.
82	Ihmir Smith-Marsette	WR	6-1	185	23	3	Iowa	FA-22	Newark, N.J.
83	Noah Gray	TE	6-3	240	24	3	Duke	D5a-21	Leominster, Mass.
84	Justin Watson	WR	6-2	215	27	6	Pennsylvania	FA-22	Bridgeville, Pa.
85	Ty Scott	WR	6-1	199	24	R	Missouri State	FA-23	Estill, S.C.
87	Travis Kelce	TE	6-5	250	33	11	Cincinnati	D3a-13	Cleveland Heights, Ohio
88	Jody Fortson	TE	6-4	226	27	3	Valdosta State	CFA-19	Buffalo, N.Y.
89	Kekoa Crawford	WR	6-0	192	25	1	California	FA-23	Pasadena, Calif.
90	Charles Omenihu	DE	6-5	280	25	5	Texas	FA-23	Rowlett, Texas
91	Derrick Nnadi	DT	6-1	317	27	6	Florida State	D3a-18	Virginia Beach, Va.
92	Phil Hoskins	DT	6-5	315	26	1	Kentucky	FA-23	Toledo, Ohio
93	Matt Dickerson	DT	6-5	298	27	3	UCLA	FA-23	San Mateo, Calif.
94	Malik Herring	DE	6-3	275	25	3	Georgia	CFA-21	Forsyth, Ga.
95	Chris Jones	DT	6-6	310	29	8	Mississippi State	D2-16	Houston, Miss.
96	Daniel Wise	DE	6-3	285	27	3	Kansas	FA-22	Carrollton, Texas
97	Felix Anudike-Uzomah	DE	6-4	255	21	R	Kansas State	D1-23	Kansas City, Mo.
98	Tereshawn Wharton	DT	6-1	280	25	4	Missouri S&T	CFA-20	University City, Mo.
99	Keondre Coburn	DT	6-2	332	23	R	Texas	D6-23	Houston, Texas
13	<b>Reserve/Injured</b> Nazeeh Johnson	S	5-10	199	25	2	Marshall	D7c-22	Martinsburg, W.V.

**HEAD COACH:** Andy Reid

**OFFENSE:** Matt Nagy (Offensive Coordinator); Joe Bleymaier (Pass Game Coordinator); Porter Ellett (Asst. Running Backs); Connor Embree (Wide Receivers); David Girardi (Quarterbacks); Andy Heck (Offensive Line); Corey Matthei (Asst. Offensive Line); Tom Melvin (Tight Ends); Todd Pinkston (Running Backs); Kevin Saxton (Offensive Asst.); Dan Williams (Offensive Quality Control/Asst. Quarterbacks).

**DEFENSE:** Steve Spagnuolo (Defensive Coordinator); Terry Bradden (Asst. Defensive Line); Joe Cullen (Defensive Line); Donald D'Alesio (Safeties); Brendan Daly (Linebackers); Ken Flajole (Outside Linebackers); Dave Merritt (Defensive Backs); Alex Whittingham (Defensive Quality Control); Rod Wilson (Defensive Asst.).

**SPECIALISTS:** Dave Toub (Asst. Head Coach/Special Teams Coordinator); Andy Hill (Asst. Special Teams).

**MISCELLANEOUS:** Ryan Reynolds (Head Strength & Conditioning/Dir. of Sports Science); Greg Carbin (Asst. Strength & Conditioning); Nick Cassetta (Asst. Strength & Conditioning); Spencer Reid (Asst. Strength & Conditioning); Mike Frazier (Statistical Analysis Coordinator).



**2023 KANSAS CITY CHIEFS POSITIONAL ROSTER**

(As of August 8, 2023)

QUARTERBACKS (4)									
NO.	NAME	POS.	HT.	WT.	AGE	EXP.	COLLEGE	HOW ACQ.	HOMETOWN
12	Buechele, Shane	QB	6-0	210	25	1	SMU	CFA-21	Arlington, Texas
9	Gabbert, Blaine	QB	6-5	235	33	12	Missouri	FA-23	Ballwin, Mo.
15	Mahomes, Patrick	QB	6-2	225	27	7	Texas Tech	D1-17	Tyler, Texas
6	Oladokun, Chris	QB	6-2	195	25	1	South Dakota State	FA-22	Tampa, Fla.
RUNNING BACKS (5)									
NO.	NAME	POS.	HT.	WT.	AGE	EXP.	COLLEGE	HOW ACQ.	HOMETOWN
25	Edwards-Helaire, Clyde	RB	5-7	207	24	4	LSU	D1-20	Baton Rouge, La.
1	McKinnon, Jerick	RB	5-9	209	31	10	Georgia Southern	FA-21	Marietta, Ga.
10	Pacheco, Isaiah	RB	5-10	216	24	2	Rutgers	D7b-22	Vineland, N.J.
29	Perine, La'Mical	RB	5-11	216	25	2	Florida	FA-22	Mobile, Ala.
34	Prince, Deneric	RB	6-0	216	23	R	Tulsa	CFA-23	Manvel, Texas
WIDE RECEIVERS (14)									
NO.	NAME	POS.	HT.	WT.	AGE	EXP.	COLLEGE	HOW ACQ.	HOMETOWN
89	Crawford, Kekoa	WR	6-0	192	25	1	California	FA-23	Pasadena, Calif.
39	Ealy, Jerrion	WR/RB	5-8	187	22	1	Mississippi	CFA-22	Walnut Grove, Miss.
13	Fryfogle, Ty	WR	6-2	205	24	1	Indiana	FA-23	Lucedale, Miss.
17	James, Richie	WR	5-9	185	27	6	Middle Tennessee State	FA-23	Sarasota, Fla.
24	Moore, Sky	WR	5-10	195	22	2	Western Michigan	D2a-22	New Kensington, Pa.
14	Powell, Cornell	WR	6-0	204	25	1	Clemson	D5b-21	Greenville, N.C.
27	Remigio, Nikko	WR	5-9	187	23	R	Fresno State	CFA-23	Orange, Calif.
4	Rice, Rashee	WR	6-1	204	23	R	SMU	D2-23	North Richland Hills, Texas
8	Ross, Justyn	WR	6-4	210	23	2	Clemson	CFA-22	Phenix City, Ala.
85	Scott, Ty	WR	6-1	199	24	R	Missouri State	FA-23	Estil, S.C.
82	Smith-Marsette, Ihmir	WR	6-1	185	23	3	Iowa	FA-22	Newark, N.J.
19	Toney, Kadarius	WR	6-0	193	24	3	Florida	T (NYG)-22	Mobile, Ala.
11	Valdes-Scantling, Marquez	WR	6-4	206	28	6	South Florida	FA-22	St. Petersburg, Fla.
84	Watson, Justin	WR	6-2	215	27	6	Pennsylvania	FA-22	Bridgeville, Pa.
TIGHT ENDS (7)									
NO.	NAME	POS.	HT.	WT.	AGE	EXP.	COLLEGE	HOW ACQ.	HOMETOWN
81	Bell, Blake	TE	6-6	252	32	9	Oklahoma	FA-21	Wichita, Kan.
80	Blanton, Kendall	TE	6-6	262	27	2	Missouri	FA-22	Blue Springs, Mo.
49	Bushman, Matt	TE	6-5	245	27	1	BYU	FA-22	Tucson, Ari.
88	Fortson, Jody	TE	6-4	226	27	3	Valdosta State	CFA-19	Buffalo, N.Y.
42	Gathings, Iziah	TE	6-4	222	22	R	Middle Tennessee State	FA-23	Statesville, N.C.
83	Gray, Noah	TE	6-3	240	24	3	Duke	D5a-21	Leominster, Mass.
87	Kelce, Travis	TE	6-5	250	33	11	Cincinnati	D3a-13	Cleveland Heights, Ohio
OFFENSIVE LINE (16)									
NO.	NAME	POS.	HT.	WT.	AGE	EXP.	COLLEGE	HOW ACQ.	HOMETOWN
73	Allegretti, Nick	G	6-4	310	27	5	Illinois	D7-19	Frankfort, Ill.
66	Caliendo, Mike	OL	6-4	301	25	1	Western Michigan	CFA-22	Brookfield, Wis.
67	Carvin, Jerome	G	6-5	307	22	R	Tennessee	CFA-23	Memphis, Tenn.
72	Godrick, Chukwuebuka (Jason)	OT	6-5	295	22	R		CFA-23	Lagos, Nigeria
60	Gutierrez, Sebastian	T	6-5	308	25	1	Minot State	FA-23	Pasco, Wash.
68	Hardy, Anderson	C	6-6	301	23	R	Appalachian State	CFA-23	Raleigh, N.C.
52	Humphrey, Creed	C	6-4	302	25	3	Oklahoma	D2b-21	Shawnee, Okla.
75	Kinnard, Darian	T	6-5	322	23	1	Kentucky	D5-22	Knoxville, Tenn.
64	Morris, Wanya	OL	6-6	307	22	R	Oklahoma	D3-23	Grayson, Ga.
77	Niang, Lucas	T	6-6	315	24	3	TCU	D3-20	New Canaan, Conn.
61	Reiter, Austin	C	6-3	301	31	7	South Florida	FA-22	Bradenton, Fla.
79	Smith, Donovan	T	6-6	338	30	9	Penn State	FA-23	Owings Mills, Md.
65	Smith, Trey	G	6-6	321	24	3	Tennessee	D6-21	Jackson, Tenn.
74	Taylor, Jawaan	T	6-5	330	25	5	Florida	FA-23	Cocoa, Fla.
62	Thuney, Joe	G	6-5	304	30	8	North Carolina State	FA-21	Centerville, Ohio
76	Wanogho, Prince Tega	T	6-5	308	25	2	Auburn	FA-20	Elmore, Ala.
DEFENSIVE LINE (17)									
NO.	NAME	POS.	HT.	WT.	AGE	EXP.	COLLEGE	HOW ACQ.	HOMETOWN
97	Anudike-Uzomah, Felix	DE	6-4	255	21	R	Kansas State	D1-23	Kansas City, Mo.
99	Coburn, Keondre	DT	6-2	332	23	R	Texas	D6-23	Houston, Texas
51	Danna, Mike	DE	6-2	257	25	4	Michigan	D5-20	Detroit, Mich.
93	Dickerson, Matt	DT	6-5	298	27	3	UCLA	FA-23	San Mateo, Calif.
94	Herring, Malik	DE	6-3	275	25	3	Georgia	CFA-21	Forsyth, Ga.
92	Hoskins, Phil	DT	6-5	315	26	1	Kentucky	FA-23	Toledo, Ohio
95	Jones, Chris	DT	6-6	310	29	8	Mississippi State	D2-16	Houston, Miss.
57	Jones, Truman	DE	6-4	250	23	R	Harvard	CFA-23	Atlanta, Ga.
59	Kaindoh, Joshua	DE	6-6	260	24	2	Florida State	D4-21	Baltimore, Md.
56	Karlaftis, George	DE	6-4	263	22	2	Purdue	D1b-22	West Lafayette, Ind.
91	Nnadi, Derrick	DT	6-1	317	27	6	Florida State	D3a-18	Virginia Beach, Va.
90	Omenihu, Charles	DE	6-5	280	25	5	Texas	FA-23	Rowlett, Texas
71	Shelton, Danny	NT	6-2	345	29	8	Washington	FA-22	Auburn, Wash.
53	Thompson, BJ	DE	6-6	243	24	R	Stephen F. Austin	D5-23	England, Ark.
98	Wharton, Tershawn	DT	6-1	280	25	4	Missouri S&T	CFA-20	University City, Mo.
70	Williams, Chris	DT	6-3	302	25	2	Wagner	FA-23	Brooklyn, N.Y.
96	Wise, Daniel	DE	6-3	285	27	3	Kansas	FA-22	Carrollton, Texas
LINEBACKERS (7)									
NO.	NAME	POS.	HT.	WT.	AGE	EXP.	COLLEGE	HOW ACQ.	HOMETOWN
32	Bolton, Nick	LB	5-11	237	23	3	Missouri	D2a-21	Frisco, Texas
54	Chenal, Leo	LB	6-3	250	22	2	Wisconsin	D3-22	Grantsburg, Wis.
48	Christiansen, Cole	LB	6-1	230	26	1	Army	FA-22	Suffolk, Va.
43	Cochrane, Jack	LB	6-3	236	24	2	South Dakota	CFA-22	Mount Vernon, Iowa
50	Gay, Willie	LB	6-1	243	25	4	Mississippi State	D2-20	Starkville, Miss.
44	Jones, Cam	LB	6-2	227	23	R	Indiana	CFA-23	Memphis, Tenn.
23	Tranquill, Druce	LB	6-2	234	27	5	Notre Dame	FA-23	Fort Wayne, Ind.
DEFENSIVE BACKS (18)									
NO.	NAME	POS.	HT.	WT.	AGE	EXP.	COLLEGE	HOW ACQ.	HOMETOWN
30	Bootle, Dicaprio	CB	5-10	180	25	1	Nebraska	CFA-21	Miami, Fla.
40	Boye-Doe, Ekow	CB	6-0	177	23	R	Kansas State	CFA-23	Lawrence, Kan.
26	Bush, Deon	S	6-0	200	29	8	Miami	FA-22	Miami, Fla.
27	Conner, Chamarrí	DB	6-0	202	23	R	Virginia Tech	D4-23	Jacksonville, Fla.
47	Cook, Anthony	S	6-1	188	23	R	Texas	CFA-23	Houston, Texas
6	Cook, Bryan	S	6-1	206	23	2	Cincinnati	D2b-22	Cincinnati, Ohio
21	Edwards, Mike	S	5-10	205	27	5	Kentucky	FA-23	Cincinnati, Ohio
12	Hailassie, Kahlif	CB	6-1	194	22	R	Western Kentucky	CFA-23	Elk Grove, Calif.
29	Jackson, Lamar	CB	6-2	212	25	3	Nebraska	FA-23	Elk Grove, Calif.
31	Jones, Nic	CB	6-0	189	21	R	Ball State	D7-23	Detroit, Mich.
22	McDuffie, Trent	CB	5-11	193	22	2	Washington	D1a-22	Westminster, Calif.
46	Norman, Isaiah	S	6-0	206	25	R	Marshall	CFA-23	Memphis, Tenn.
20	Reid, Justin	S	6-1	207	26	6	Stanford	FA-22	Prairieville, La.
38	Sneed, L'Jarius	CB	6-1	192	26	4	LA Tech	D4-20	Minden, La.
39	Taylor, Reese	CB	5-10	188	23	R	Purdue	CFA-23	Indianapolis, Ind.
35	Watson, Jaylen	CB	6-2	197	24	2	Washington State	D7a-22	Augusta, Ga.
2	Williams, Joshua	CB	6-3	193	23	2	Fayetteville State	D4-22	Fayetteville, N.C.
42	Witherstone, Anthony	CB	6-2	193	23	R	Merrimack	FA-23	Warwick, R.I.
SPECIALISTS (3)									
NO.	NAME	POS.	HT.	WT.	AGE	EXP.	COLLEGE	HOW ACQ.	HOMETOWN
7	Butker, Harrison	K	6-4	199	28	7	Georgia Tech	FA-17	Decatur, Ga.
5	Townsend, Tommy	P	6-1	191	26	4	Florida	CFA-20	Orlando, Fla.
41	Winchester, James	LS	6-3	209	34	9	Oklahoma	FA-15	Washington, Okla.

# 2023 KANSAS CITY CHIEFS UNOFFICIAL DEPTH CHART

(As of August 8, 2023)

## OFFENSE

WR	24 Skyy Moore	17 Richie James	8 Justyn Ross	14 Cornell Powell
LT	79 Donovan Smith	76 Prince Tega Wanogho	<u>64 Wanya Morris</u>	
LG	62 Joe Thuney	66 Mike Caliendo	60 Sebastian Gutierrez	
C	52 Creed Humphrey	73 Nick Allegretti	61 Austin Reiter	
RG	65 Trey Smith	75 Darian Kinnard	<u>67 Jerome Carvin</u>	<u>68 Anderson Hardy</u>
RT	74 Jawaan Taylor	77 Lucas Niang	<u>72 Jason Godrick</u>	
TE	87 Travis Kelce	83 Noah Gray	81 Blake Bell	88 Jody Fortson
		49 Matt Bushman	80 Kendall Blanton	<u>42 Izaiah Gathings</u>
WR	11 Marquez Valdes-Scantling	84 Justin Watson	82 Ihmir Smith-Marsette	89 Keko Crawford
				<u>85 Ty Scott</u>
QB	15 Patrick Mahomes	9 Blaine Gabbert	12 Shane Buechele	6 Chris Oladokun
RB	10 Isiah Pacheco	1 Jerick McKinnon	25 Clyde Edwards-Helaire	<u>34 Deneric Prince</u>
			29 La'Mical Perine	39 Jerrion Ealy
WR	19 Kadarius Toney	<u>4 Rashee Rice</u>	<u>27 Nikko Remigio</u>	13 Ty Fryfogle

## DEFENSE

DE	56 George Karlaftis	90 Charles Omenihu	59 Joshua Kaindoh	<u>57 Truman Jones</u>
DT	95 Chris Jones	96 Daniel Wise	92 Phil Hoskins	98 Tershawn Wharton
DT	91 Derrick Nnadi	71 Danny Shelton	99 Keondre Coburn	93 Matt Dickerson
			70 Chris Williams	
DE	51 Mike Danna	94 Malik Herring	<u>97 Felix Anudike-Uzomah</u>	<u>53 BJ Thompson</u>
LB	50 Willie Gay	43 Jack Cochrane	<u>44 Cam Jones</u>	
LB	32 Nick Bolton	23 Drue Tranquill		
LB	54 Leo Chenal	48 Cole Christiansen		
CB	22 Trent McDuffie	2 Joshua Williams	<u>40 Ekow Boye-Doe</u>	30 Dicaprio Bootle
CB	38 L'Jarius Sneed	35 Jaylen Watson	<u>31 Nic Jones</u>	<u>12 Kahleef Hailassie</u>
		<u>29 Lamar Jackson</u>	<u>39 Reese Taylor</u>	<u>42 Anthony Witherstone</u>
S	20 Justin Reid	21 Mike Edwards	<u>47 Anthony Cook</u>	<u>46 Isaiah Norman</u>
S	6 Bryan Cook	<u>27 Chamarrri Conner</u>	26 Deon Bush	

## SPECIALISTS

P	5 Tommy Townsend		
K	7 Harrison Butker		
H	5 Tommy Townsend		
LS	41 James Winchester		
PR	17 Richie James	82 Ihmir Smith-Marsette	<u>27 Nikko Remigio</u>
KR	<u>34 Deneric Prince</u>	17 Richie James	82 Ihmir Smith-Marsette

Rookies Underlined

## PRONUNCIATION GUIDE

Nick Allegretti	al-uh-GRET-ee
Felix Anudike-Uzomah	ANN-you-DEE-kay you-ZAH-muh
Shane Buechele	BOO-shell
Leo Chenal	shuh-NELL
Nazeeh Johnson	nah-ZEE
Joshua Kaindoh	CANE-dough
Travis Kelce	KEL-see
Lucas Niang	KNEE-yang
Derrick Nnadi	NAH-dee
Isiah Pacheco	pa-CHECK-co
Joe Thuney	TOO-nee
Marquez Valdes-Scantling	mar-KWEZ
Prince Tega Wanogho	TAY-guh wah-NO-go
Andrew Wylie	WHY-lee
Ekow Boye-Doe	Echo BOY-dough

## HOW THE 2023 CHIEFS ROSTER WAS BUILT

(As of August 8, 2023)

YEAR	DRAFT	FREE AGENTS	TRADE/WAIVERS
2013	TE Travis Kelce (3a)		
2014			
2015		LS James Winchester (FA)	
2016	DT Chris Jones (2)		
2017	QB Patrick Mahomes (1)	K Harrison Butker (FA)	
2018	DT Derrick Nnadi (3a)		
2019	G Nick Allegretti (7)	TE Jody Fortson (CFA)	
2020	RB Clyde Edwards-Helaire (1) LB Willie Gay (2) T Lucas Niang (3) CB L'Jarius Sneed (4) DE Mike Danna (5)	P Tommy Townsend (CFA) T Prince Tega Wanogho (FA) DT Tershawn Wharton (CFA)	
2021	LB Nick Bolton (2a) C Creed Humphrey (2b) DE Joshua Kaindoh (4) TE Noah Gray (5a) WR Cornell Powell (5b) G Trey Smith (6)	TE Blake Bell (FA) CB Dicaprio Bootle (CFA) QB Shane Buechele (CFA) DE Malik Herring (CFA) RB Jerick McKinnon (FA) G Joe Thuney (FA)	
2022	CB Trent McDuffie (1a) DE George Karlaftis (1b) WR Skyy Moore (2a) S Bryan Cook (2b) LB Leo Chenal (3) CB Joshua Williams (4) T Darian Kinnard (5) CB Jaylen Watson (7a) RB Isiah Pacheco (7b) S Nazeeh Johnson (7c)	TE Kendall Blanton (FA) S Deon Bush (FA) TE Matt Bushman (FA) OL Mike Caliendo (CFA) LB Cole Christiansen (FA) LB Jack Cochrane (CFA) WR/RB Jerrion Ealy (CFA) QB Chris Oladokun (FA) RB La'Mical Perine (FA) S Justin Reid (FA) C Austin Reiter (FA) WR Justyn Ross (CFA) NT Danny Shelton (FA) WR Ihmir Smith-Marsette (FA) WR Marquez Valdes-Scantling (FA) WR Justin Watson (FA) DE Daniel Wise (FA)	WR Kadarius Toney (T/NYG)
2023	DE Felix Anudike-Uzomah (1) WR Rashee Rice (2) OL Wanya Morris (3) DB Chamarri Conner (4) DE BJ Thompson (5) DT Keondre Coburn (6) CB Nic Jones (7)	CB Ekow Boye-Doe (CFA) G Jerome Carvin (CFA) S Anthony Cook (CFA) WR Crawford, Kekoa (FA) DT Matt Dickerson (FA) S Mike Edwards (FA) WR Ty Fryfogle (FA) QB Blaine Gabbert (FA) TE Izaiah Gathings (FA) T Chukwuebuka (Jason) Godrick (CFA) T Sebastian Gutierrez (FA) CB Kahlef Hailassie (CFA) T Anderson Hardy (CFA) DT Phil Hoskins (FA) CB Lamar Jackson (FA) WR Richie James (FA) LB Cam Jones (CFA) DE Truman Jones (CFA) S Isaiah Norman (CFA) DE Charles Omenihu (FA) RB Deneric Prince (CFA) WR Nikko Remigio (CFA) WR Ty Scott (FA) T Donovan Smith (FA) T Jawaan Taylor (FA) CB Reese Taylor (CFA) LB Drue Tranquill (FA) DT Chris Williams (FA) CB Anthony Witherstone (FA)	
<b>TOTAL ROSTER BREAKDOWN</b>		36 Free Agents	1 Trades
	33 Draft Choices	22 College Free Agents	

## 2023 CHIEFS ROSTER BY EXPERIENCE

(As of August 8, 2023)

<u>12th Year (1)</u>	<u>6th Year (5)</u>	<u>3rd Year (12)</u>	<u>1st Year (13)</u>
QB Blaine Gabbert	WR Richie James	LB Nick Bolton	CB Dicaprio Bootle
	DT Derrick Nnadi	DT Matt Dickerson	QB Shane Buechele
<u>11th Year (1)</u>	S Justin Reid	TE Jody Fortson	TE Matt Bushman
TE Travis Kelce	WR Marquez Valdes-Scantling	TE Noah Gray	OL Mike Caliendo
	WR Justin Watson	DE Malik Herring	LB Cole Christiansen
		C Creed Humphrey	WR Crawford, Kekoa
<u>10th Year (1)</u>		CB Lamar Jackson	WR/RB Jerriion Ealy
RB Jerick McKinnon		T Lucas Niang	WR Ty Fryfogle
	<u>5th Year (5)</u>	G Trey Smith	T Sebastian Gutierrez
	G Nick Allegretti	WR Ihmir Smith-Marsette	DT Phil Hoskins
<u>9th Year (3)</u>	S Mike Edwards	WR Kadarius Toney	T Darian Kinnard
TE Blake Bell	DE Charles Omenihu	DE Daniel Wise	QB Chris Oladokun
T Donovan Smith	T Jawaan Taylor		WR Cornell Powell
LS James Winchester	LB Drue Tranquill	<u>2nd Year (16)</u>	
<u>8th Year (4)</u>		TE Kendall Blanton	<u>Rookie (22)</u>
S Deon Bush		LB Leo Chenal	DE Felix Anudike-Uzomah
DT Chris Jones	<u>4th Year (6)</u>	LB Jack Cochrane	CB Ekow Boye-Doe
NT Danny Shelton	DE Mike Danna	S Bryan Cook	G Jerome Carvin
G Joe Thuney	RB Clyde Edwards-Helaire	S Nazeeh Johnson	DT Keondre Coburn
	LB Willie Gay	DE Joshua Kaindoh	DB Chamarri Conner
<u>7th Year (3)</u>	CB L'Jarius Sneed	DE George Karlaftis	S Anthony Cook
K Harrison Butker	P Tommy Townsend	CB Trent McDuffie	TE Izaiah Gathings
QB Patrick Mahomes	DT Tershawn Wharton	WR Skyy Moore	T Chukwuebuka (Jason) Godwick
C Austin Reiter		RB Isiah Pacheco	CB Kahlef Hallassie
		RB La'Mical Perine	T Anderson Hardy
		WR Justyn Ross	LB Cam Jones
		T Prince Tega Wanogho	CB Nic Jones
		CB Jaylen Watson	DE Truman Jones
		DT Chris Williams	OL Wanya Morris
		CB Joshua Williams	S Isaiah Norman
			RB Deneric Prince
			WR Nikko Remigio
			WR Rashee Rice
			WR Ty Scott
			CB Reese Taylor
			DE BJ Thompson
			CB Anthony Witherstone

## 2023 CHIEFS ROSTER BY DRAFT ROUND

[Overall selection in brackets]

<u>1st Round (9)</u>
[10] QB Blaine Gabbert (2011-JAX) [10] QB Patrick Mahomes (2017) [12] NT Danny Shelton (2015-CLE) [20] WR Kadarius Toney (2021-NYG) [21] CB Trent McDuffie (2022) [30] DE George Karlaftis (2022) [31] DE Felix Anudike-Uzomah (2023) [32] RB Clyde Edwards-Helaire (2020)
<u>2nd Round (8)</u>
[34] T Donovan Smith (2015-TB) [35] T Jawaan Taylor (2019-JAX) [37] DT Chris Jones (2016) [54] WR Skyy Moore (2022) [55] WR Rashee Rice (2023) [58] LB Nick Bolton (2021) [62] S Bryan Cook (2022) [63] LB Willie Gay (2020) [63] C Creed Humphrey (2021)
<u>3rd Round (9)</u>
[63] TE Travis Kelce (2013) [68] S Justin Reid (2018-HOU) [75] DT Derrick Nnadi (2018) [78] G Joe Thuney (2016-NE) [92] Wanya Morris (2023) [96] RB Jerick McKinnon (2014-MIN) [96] T Lucas Niang (2020) [99] S Mike Edwards (2019-TB) [103] LB Leo Chenal (2022)
<u>4th Round (8)</u>
[117] TE Blake Bell (2015-SF) [119] DB Chamarri Conner (2023) [120] RB La'Mical Perine (2020-NYJ) [124] S Deon Bush (2016-CHI) [130] LB Drue Tranquill (2019-LAC) [135] CB Joshua Williams (2022) [138] CB L'Jarius Sneed (2020) [144] DE Joshua Kaindoh (2021)
<u>5th Round (9)</u>
[144] WR Justin Watson (2018-TB) [145] T Darian Kinnard (2022) [157] WR Ihmir Smith-Marsette (2021-MIN) [161] DE Charles Omenihu (2019-HOU) [162] TE Noah Gray (2021) [166] DE BJ Thompson (2023) [174] WR Marquez Valdes-Scantling (2018-GB) [177] DE Mike Danna (2020) [181] WR Cornell Powell (2021)
<u>6th Round (3)</u>
[194] DT Keondre Coburn (2023) [210] T Prince Tega Wanogho (2020-PHI) [226] G Trey Smith (2021)
<u>7th Round (10)</u>
[216] G Nick Allegretti (2019) [222] C Austin Reiter (2015-WAS) [232] DT Phil Hoskins (2021-CAR) [233] K Harrison Butker (2017-CAR) [240] WR Richie James (2018-SF) [241] QB Chris Oladokun (2022-PIT) [243] CB Jaylen Watson (2022) [250] CB Nic Jones (2023) [251] RB Isiah Pacheco (2022) [259] S Nazeeh Johnson (2022)
<u>Undrafted (34)</u>
LS James Winchester (2013-PHI), DT Matt Dickerson (2018), TE Kendall Blanton (2019-LAR), TE Jody Fortson (2019), DE Daniel Wise (2019-DAL), LB Cole Christiansen (2020-LAC), CB Lamar Jackson (2020-NYJ), P Tommy Townsend (2020), DT Tershawn Wharton (2020), DT Chris Williams (2020-IND), CB Dicaprio Bootle (2021), QB Shane Buechele (2021), TE Matt Bushman (2021-LV), DE Malik Herring (2021), OL Mike Caliendo (2022), LB Jack Cochrane (2022), WR/RB Jerriion Ealy (2022), WR Ty Fryfogle (2022-DAL), T Sebastian Gutierrez (2022), WR Justyn Ross (2022), CB Ekow Boye-Doe (2023), G Jerome Carvin (2023), S Anthony Cook (2023), WR Kekoa Crawford (2023), TE Izaiah Gathings (2023) T Chukwuebuka (Jason) Godwick (2023), CB Kahlef Hallassie (2023), T Anderson Hardy (2023), LB Cam Jones (2023), DE Truman Jones (2023), S Isaiah Norman (2023), RB Deneric Prince (2023), WR Nikko Remigio (2023), CB Reese Taylor (2023), CB Anthony Witherstone (2023).

# KANSAS CITY CHIEFS 2023 TRANSACTIONS

(as of 8/7/23)

Date	Player	Transaction
Jan. 9	FRYFOGLE, Ty WR	Signed to Reserve/Future
Jan. 9	ROSS, John WR	Signed to Reserve/Future
Feb. 3	WISE, Daniel DE	Signed to Reserve/Future
Feb. 14	BLANTON, Kendall TE	Signed to Reserve/Future
Feb. 14	BOOTLE, Dicaprio CB	Signed to Reserve/Future
Feb. 14	BUSHMAN, Matt TE	Signed to Reserve/Future
Feb. 14	CALIENDO, Mike G	Signed to Reserve/Future
Feb. 14	CHRISTIANSEN, Cole LB	Signed to Reserve/Future
Feb. 14	EALY, Jerrion WR	Signed to Reserve/Future
Feb. 14	OLADOKUN, Chris QB	Signed to Reserve/Future
Feb. 14	PERINE, La'Mical RB	Signed to Reserve/Future
Feb. 14	REITER, Austin C	Signed to Reserve/Future
Feb. 14	SHELTON, Danny DT	Signed to Reserve/Future
Feb. 14	SMITH-MARSETTE, Ihmir WR	Signed to Reserve/Future
Feb. 15	POWELL, Cornell WR	Signed to Reserve/Future
Mar. 7	CLARK, Frank DE	Released
Mar. 14	WANOGHO, Prince Tega T	Renegotiated Contract
Mar. 14	WHARTON, Tershawn DT	Renegotiated Contract
Mar. 16	OMENIHU, Charles DE	Signed
Mar. 16	TAYLOR, Jawaan T	Signed
Mar. 17	ALLEGRETTI, Nick G	Signed
Mar. 20	EDWARDS, Mike S	Signed
Mar. 21	TRANQUILL, Drue LB	Signed
Mar. 23	NNADI, Derrick DT	Signed
Mar. 24	BELL, Blake TE	Signed
Mar. 24	COWART, Byron DT	Signed
Mar. 24	HOSKINS, Phil DT	Signed
Apr. 3	BUSH, Deon S	Signed
Apr. 11	JAMES, Richie WR	Signed
Apr. 17	WATSON, Justin WR	Signed
Apr. 19	GABBERT, Blaine QB	Signed
Apr. 27	ANUDIKE-UZOMAH, Felix DE	Drafted 1 <sup>st</sup> Round
Apr. 28	RICE, Rashee WR	Drafted 2 <sup>nd</sup> Round
Apr. 28	MORRIS, Wanya OL	Drafted 3 <sup>rd</sup> Round
Apr. 29	CONNER, Chamarri DB	Drafted 4 <sup>th</sup> Round
Apr. 29	THOMPSON, BJ DE	Drafted 5 <sup>th</sup> Round
Apr. 29	COBURN, Keondre DT	Drafted 6 <sup>th</sup> Round
Apr. 29	JONES, Nic CB	Drafted 7 <sup>th</sup> Round
May 2	McKINNON, Jerick RB	Signed
May 3	SMITH, Donovan T	Signed
May 6	BRASWELL, Montrae CB	Signed
May 6	CARVIN, Jerome G	Signed
May 6	COOK, Anthony S	Signed
May 6	HARDY, Anderson T	Signed
May 6	HAYNES, Blake T	Signed
May 6	JONES, Cam LB	Signed
May 6	JONES, Truman DE	Signed
May 6	MANUEL, Martez S	Signed
May 6	MOORE, Isaiah LB	Signed
May 6	NORMAN, Isaiah S	Signed
May 6	PRINCE, Deneric RB	Signed
May 6	REMIGIO, Nikko WR	Signed
May 6	SCOTT, Ty WR	Signed
May 6	TAYLOR, Reese CB	Signed
May 6	WITHERSTONE, Anthony CB	Signed
May 6	GODRICK, Chukwuebuka Jason T	Signed
May 6	HAILASSIE, Kahlef CB	Signed
May 9	GUTIERREZ, Sebastian T	Signed
May 9	BRASWELL, Montrae CB	Released
May 9	HAYNES, Blake T	Released
May 10	DICKERSON, Matt DT	Signed
May 10	JACKSON, Lamar CB	Signed
May 10	WILLIAMS, Chris DT	Signed
May 10	COWART, Byron DT	Released
May 10	MANUEL, Martez S	Released
May 15	BOYE-DOE, Ekow CB	Signed
May 15	SCOTT, Ty WR	Released
May 15	COBURN, Keondre DT	Signed
May 15	CONNER, Chamarri DB	Signed
May 15	JONES, Nic CB	Signed
May 15	MORRIS, Wanya T	Signed
May 15	THOMPSON, B.J. DE	Signed
May 19	ANUDIKE-UZOMAH, Felix DE	Signed
June 15	RICE, Rashee, WR	Signed
June 15	BUECHELE, Shane, QB	Signed
June 15	FORTSON, Jody, TE	Signed
June 15	CRAWFORD, Kekoa, WR	Signed
June 15	WITHERSTONE, Anthony, CB	Released
July 19	WHARTON, Tershawn, DT	Placed on Active/PUP
July 26	ROSS, John, WR	Retired
July 27	SCOTT, Ty, WR	Signed
July 30	JOHNSON, Nazeeh, CB	Placed on Injured/Reserve
July 30	MOORE, Isaiah, LB	Placed on Injured/Reserve
July 30	GATHINGS, Izaiah, TE	Signed
July 30	WITHERSTONE, Anthony, CB	Signed
Aug. 7	MOORE, Isaiah, LB	Released/Injury Settlement

**ADDITIONAL  
STATS**



# GAME-BY-GAME OFFENSE

## 2022 REGULAR SEASON CHIEFS GAME-BY-GAME OFFENSE

	09/11	09/15	09/25	10/02	10/10	10/16	10/23	11/06	11/13	11/20	11/27	12/04	12/11	12/18	12/24	01/01	01/07	Totals
	@	LAC	@	@	LV	BUF	@	TEN	JAX	@	LAR	@	@	@	SEA	DEN	@	
	ARI		IND	TB			SF			LAC		CIN	DEN	HOU		DEN	LV	
<b>FIRST DOWNS</b>																		
Total	33	15	20	27	29	23	24	29	26	23	29	20	20	33	14	22	21	<b>408</b>
Rushing	7	2	6	8	7	4	4	5	7	7	6	9	5	11	3	3	11	<b>105</b>
Passing	22	11	12	17	18	16	19	23	17	15	20	11	15	20	9	18	9	<b>272</b>
Penalty	4	2	2	2	4	3	1	1	2	1	3	0	0	2	2	1	1	<b>31</b>
<b>THIRD DOWNS</b>																		
Attempts	8	12	10	17	12	11	9	19	10	10	11	11	12	12	11	9	9	<b>193</b>
Converted	5	4	3	12	7	4	6	8	7	5	5	6	6	6	3	2	5	<b>94</b>
Percentage	62.5%	33.3%	30.0%	70.6%	58.3%	36.4%	66.7%	42.1%	70.0%	50.0%	45.5%	54.5%	50.0%	50.0%	27.3%	22.2%	55.6%	<b>48.7%</b>
<b>FOURTH DOWNS</b>																		
Attempts	1	0	2	1	0	1	0	2	1	0	0	2	0	0	1	1	0	<b>12</b>
Converted	1	0	1	0	0	1	0	2	1	0	0	2	0	0	0	1	0	<b>9</b>
Percentage	100.0%	0	50.0%	0.0%	0	100.0%	0	100.0%	100.0%	0	0	100.0%	0	0	0.0%	100.0%	0	<b>75.0%</b>
<b>TOT. OFFENSE</b>																		
Net Yards	488	319	315	417	368	387	529	499	486	485	437	349	431	502	297	374	349	<b>7,032</b>
Plays	66	54	60	77	69	61	58	91	62	62	72	54	67	76	51	58	56	<b>1,094</b>
Avg./Play	7.4	5.9	5.3	5.4	5.3	6.3	9.1	5.5	7.8	7.8	6.1	6.5	6.4	6.6	5.8	6.4	6.2	<b>6.4</b>
<b>RUSHING</b>																		
Net Yards	128	93	58	189	103	68	112	77	155	163	117	138	89	189	77	46	168	<b>1,970</b>
Rush. Att.	27	18	23	37	23	18	21	19	27	27	30	25	23	33	22	16	28	<b>417</b>
Avg./Att.	4.7	5.2	2.5	5.1	4.5	3.8	5.3	4.1	5.7	6.0	3.9	5.5	3.9	5.7	3.5	2.9	6.0	<b>4.7</b>
<b>PASSING</b>																		
Net Yards	360	226	257	228	265	319	417	422	331	322	320	211	342	313	220	328	181	<b>5,062</b>
Attempts	39	35	36	37	43	40	36	68	35	34	42	27	42	41	28	42	26	<b>651</b>
Completions	30	24	20	23	29	25	25	43	26	20	27	16	28	36	16	29	18	<b>435</b>
Intercepted	0	0	1	1	0	2	1	1	1	0	1	0	3	0	0	1	0	<b>12</b>
Gross Yards	360	235	262	249	292	338	423	446	331	329	320	223	352	336	224	328	202	<b>5,250</b>
Sacked	0.0	1.0	1.0	3.0	3.0	3.0	1.0	4.0	0.0	1.0	0.0	2.0	2.0	2.0	1.0	0.0	2.0	<b>26.0</b>
Yards Lost	0	9	5	21	27	19	6	24	0	7	0	12	10	23	4	0	21	<b>188</b>
<b>ADVANCES</b>																		
Rushes	27	18	23	37	23	18	21	19	27	27	30	25	23	33	22	16	28	<b>417</b>
Completions	30	24	20	23	29	25	25	43	26	20	27	16	28	36	16	29	18	<b>435</b>
Totals	57	42	43	60	52	43	46	62	53	47	57	41	51	69	38	45	46	<b>852</b>
Total Drives	10	11	10	11	10	10	10	13	10	11	8	8	13	12	11	12	10	<b>180</b>
<b>PENALTIES</b>																		
Number	3	6	6	4	5	5	8	10	0	4	3	4	4	10	5	5	5	<b>87</b>
Yards	25	54	45	32	72	58	84	69	0	54	25	35	70	102	39	31	43	<b>838</b>
<b>FUMBLES</b>																		
Number	5	0	2	0	0	1	2	0	3	2	1	1	0	3	0	1	0	<b>21</b>
Lost	1	0	1	0	0	0	1	0	2	1	1	1	0	2	0	1	0	<b>11</b>
<b>PUNTING</b>																		
Yards	108	333	170	43	145	173	33	283	91	92	49	55	199	193	246	263	196	<b>2,672</b>
Punts	2	6	3	1	3	3	1	6	2	2	1	1	3	4	6	5	4	<b>53</b>
Net Avg.	44.5	49.3	53.3	43.0	47.3	55.7	33.0	42.0	36.0	46.0	49.0	45.0	52.7	42.5	39.0	45.2	47.0	<b>45.6</b>
Gross Avg.	54.0	55.5	56.7	43.0	48.3	57.7	33.0	47.2	45.5	46.0	49.0	55.0	66.3	48.3	41.0	52.6	49.0	<b>50.4</b>
<b>SCORING</b>																		
Points	44	27	17	41	30	20	44	20	27	30	26	24	34	30	24	27	31	<b>496</b>
Q1	14	0	6	14	0	0	7	3	7	6	7	3	6	0	7	6	7	<b>93</b>
Q2	9	7	8	14	10	10	7	6	13	7	6	7	21	13	10	7	17	<b>172</b>
Q3	14	7	3	10	14	7	14	0	7	3	7	14	7	3	0	0	0	<b>110</b>
Q4	7	13	0	3	6	3	16	8	0	14	6	0	0	8	7	14	7	<b>112</b>
OT	0	0	0	0	0	0	0	3	0	0	0	0	0	6	0	0	0	<b>9</b>
TD Rushing	1	0	1	2	0	0	3	1	0	0	1	2	0	2	1	1	3	<b>18</b>
TD Passing	5	2	1	3	4	2	3	1	4	3	1	1	3	2	2	3	1	<b>41</b>
TD KO Returns	0	0	0	0	0	0	0	0	0	0	0	0	0	0	0	0	0	<b>0</b>
TD Punt Returns	0	0	0	0	0	0	0	0	0	0	0	0	0	0	0	0	0	<b>0</b>
TD Sp. Teams	0	0	0	0	0	0	0	0	0	0	0	0	0	0	0	0	0	<b>0</b>
TD Def. Returns	0	1	0	0	0	0	0	0	0	0	0	0	1	0	0	0	0	<b>2</b>
FG Attempts	1	2	2	2	2	3	1	3	0	3	4	2	2	2	1	1	1	<b>32</b>
FG Made	1	2	1	2	1	2	0	2	0	3	4	1	2	1	1	0	1	<b>24</b>
Safety	0	0	0	0	0	0	1	0	0	0	0	0	0	0	0	0	0	<b>1</b>
2-Pt Attempts	0	0	1	0	1	0	0	1	0	0	0	0	0	1	0	1	0	<b>5</b>
2-Pt Made	0	0	1	0	0	0	0	1	0	0	0	0	0	1	0	0	0	<b>3</b>
Time of Possession	34:42	26:23	26:28	38:38	31:07	28:32	26:15	41:28	28:21	27:41	32:26	27:54	30:13	37:22	24:58	26:54	25:47	<b>515:09</b>

# GAME-BY-GAME DEFENSE

## 2022 REGULAR SEASON CHIEFS GAME-BY-GAME DEFENSE

	09/11	09/15	09/25	10/02	10/10	10/16	10/23	11/06	11/13	11/20	11/27	12/04	12/11	12/18	12/24	01/01	01/07	Totals	
	@	LAC	@	@	LV	BUF	@	TEN	JAX	@	LAR	@	@	@	SEA	DEN	@		
	ARI		IND	TB			SF			LAC		CIN	DEN	HOU		DEN	LV		
<b>FIRST DOWNS</b>																			
Total	18	21	19	27	18	26	25	9	17	22	13	26	17	18	19	21	21		<b>337</b>
Rushing	6	5	5	2	9	7	6	6	3	9	5	8	6	5	8	6	6		<b>102</b>
Passing	12	15	12	23	6	18	18	3	14	12	8	15	10	8	8	12	13		<b>207</b>
Penalty	0	1	2	2	3	1	1	0	0	1	0	3	1	5	3	3	2		<b>28</b>
<b>THIRD DOWNS</b>																			
Attempts	12	16	15	10	12	11	14	11	14	14	13	11	17	10	14	12	16		<b>222</b>
Converted	3	5	6	6	5	4	8	1	4	8	5	7	6	4	2	3	8		<b>85</b>
Percentage	25.0%	31.3%	40.0%	60.0%	41.7%	36.4%	57.1%	9.1%	28.6%	57.1%	38.5%	63.6%	35.3%	40.0%	14.3%	25.0%	50.0%		<b>38.3%</b>
<b>FOURTH DOWNS</b>																			
Attempts	4	4	3	0	2	3	0	1	2	0	3	1	2	0	6	2	2		<b>35</b>
Converted	3	4	1	0	1	1	0	0	2	0	3	0	1	0	3	1	0		<b>20</b>
Percentage	75.0%	100.0%	33.3%	0	50.0%	33.3%	0	0.0%	100.0%	0	100.0%	0.0%	50.0%	0	50.0%	50.0%	0.0%		<b>57.1%</b>
<b>TOT. OFFENSE</b>																			
Net Yards	282	401	259	376	378	443	444	229	315	365	198	431	320	219	333	307	279		<b>5,579</b>
Plays	63	74	69	59	56	72	72	48	61	65	55	66	69	58	73	66	67		<b>1,093</b>
Avg./Play	4.5	5.4	3.8	6.4	6.8	6.2	6.2	4.8	5.2	5.6	3.6	6.5	4.6	3.8	4.6	4.7	4.2		<b>5.1</b>
<b>RUSHING</b>																			
Net Yards	103	75	82	3	155	125	101	172	75	115	116	152	106	94	133	117	99		<b>1,823</b>
Rush. Att.	22	24	27	6	24	31	21	29	16	30	28	34	19	28	31	24	25		<b>419</b>
Avg./Att.	4.7	3.1	3.0	0.5	6.5	4.0	4.8	5.9	4.7	3.8	4.1	4.5	5.6	3.4	4.3	4.9	4.0		<b>4.4</b>
<b>PASSING</b>																			
Net Yards	179	326	177	373	223	318	343	57	240	250	82	279	214	125	200	190	180		<b>3,756</b>
Attempts	38	48	37	52	30	40	46	16	40	30	24	31	44	29	40	38	36		<b>619</b>
Completions	24	33	27	39	19	27	29	5	29	23	14	25	27	14	25	26	22		<b>408</b>
Intercepted	0	1	0	0	0	0	2	0	0	1	2	0	2	0	1	1	1		<b>11</b>
Gross Yards	205	334	222	385	241	329	369	80	259	280	106	286	263	129	215	222	219		<b>4,144</b>
Sacked	3.0	2.0	5.0	1.0	2.0	1.0	5.0	3.0	5.0	5.0	3.0	1.0	6.0	1.0	2.0	4.0	6.0		<b>55.0</b>
Yards Lost	26	8	45	12	18	11	26	23	19	30	24	7	49	4	15	32	39		<b>388</b>
<b>ADVANCES</b>																			
Rushes	22	24	27	6	24	31	21	29	16	30	28	34	19	28	31	24	25		<b>419</b>
Completions	24	33	27	39	19	27	29	5	29	23	14	25	27	14	25	26	22		<b>408</b>
Totals	46	57	54	45	43	58	50	34	45	53	42	59	46	42	56	50	47		<b>827</b>
Total Drives	11	12	11	11	9	10	11	13	11	10	10	8	13	12	12	12	9		<b>185</b>
<b>PENALTIES</b>																			
Number	5	3	4	5	11	7	10	8	5	4	5	6	6	4	6	3	6		<b>98</b>
Yards	49	25	34	40	99	35	80	51	30	25	25	65	38	33	35	23	47		<b>734</b>
<b>FUMBLES</b>																			
Number	3	0	2	2	1	1	1	0	0	1	0	0	1	1	0	1	2		<b>16</b>
Lost	0	0	1	2	0	1	1	0	0	1	0	0	0	1	0	1	1		<b>9</b>
<b>PUNTING</b>																			
Yards	255	243	154	125	104	108	29	390	281	147	180	40	333	234	238	257	122		<b>3,240</b>
Punts	5	6	3	3	2	2	1	8	6	3	4	1	7	5	5	5	2		<b>68</b>
Net Avg.	42.2	39.5	47.3	37.7	48.5	46.0	29.0	41.4	38.3	46.7	45.0	40.0	41.6	45.2	44.0	44.6	58.5		<b>42.9</b>
Gross Avg.	51.0	40.5	51.3	41.7	52.0	54.0	29.0	48.8	46.8	49.0	45.0	40.0	47.6	46.8	47.6	51.4	61.0		<b>47.6</b>
<b>SCORING</b>																			
Points	21	24	20	31	29	24	23	17	17	27	10	27	28	24	10	24	13		<b>369</b>
Q1	0	3	7	3	7	0	10	0	0	10	0	7	0	7	0	0	3		<b>57</b>
Q2	7	7	3	14	13	10	3	14	7	10	3	7	14	7	3	10	0		<b>132</b>
Q3	0	7	3	7	0	7	3	3	3	0	0	3	7	7	0	7	3		<b>60</b>
Q4	14	7	7	7	9	7	7	0	7	7	7	10	7	3	7	7	7		<b>120</b>
OT	0	0	0	0	0	0	0	0	0	0	0	0	0	0	0	0	0		<b>0</b>
TD Rushing	1	0	0	1	1	0	0	2	0	1	0	1	0	1	0	2	0		<b>10</b>
TD Passing	2	3	2	3	2	3	2	0	2	2	1	2	4	2	1	1	1		<b>33</b>
TD KO Returns	0	0	0	0	0	0	0	0	0	0	0	0	0	0	0	0	0		<b>0</b>
TD Punt Returns	0	0	0	0	0	0	0	0	0	0	0	0	0	0	0	0	0		<b>0</b>
TD Sp. Teams	0	0	0	0	0	0	0	0	0	0	0	0	0	0	0	0	0		<b>0</b>
TD Def. Returns	0	0	0	0	0	0	0	0	0	0	0	0	0	0	0	0	0		<b>0</b>
FG Attempts	0	1	2	1	3	1	3	1	3	2	1	2	0	1	1	1	2		<b>25</b>
FG Made	0	1	2	1	3	1	3	1	1	2	1	2	0	1	1	1	2		<b>23</b>
Safety	0	0	0	0	0	0	0	0	0	0	0	0	0	0	0	0	0		<b>0</b>
2-Pt Attempts	2	0	0	0	1	0	0	0	0	0	0	0	0	0	0	0	0		<b>3</b>
2-Pt Made	1	0	0	0	0	0	0	0	0	0	0	0	0	0	0	0	0		<b>1</b>
Time of Possession	25:18	33:37	33:32	21:22	28:53	31:28	33:45	26:23	31:39	32:19	27:34	32:06	29:47	27:25	35:02	33:06	34:13		<b>517:29</b>



# INDIVIDUAL SINGLE-GAME HIGHS

## 2022 REGULAR SEASON CHIEFS INDIVIDUAL SINGLE-GAME HIGHS

<b>Touchdowns</b>	4	Travis Kelce	vs. Raiders	10/10
<b>Passes Attempted</b>	68	Patrick Mahomes	vs. Titans	11/06
<b>Passes Completed</b>	43	Patrick Mahomes	vs. Titans	11/06
<b>Completion Percentage</b>	87.8	Patrick Mahomes	at Texans	12/18
<b>Passing Yards</b>	446	Patrick Mahomes	vs. Titans	11/06
<b>Yards Per Attempt</b>	12.4	Patrick Mahomes	at 49ers	10/23
<b>Touchdown Passes</b>	5	Patrick Mahomes	at Cardinals	09/11
<b>Pass Receptions</b>	10	Travis Kelce	at Texans	12/18
		Juju Smith-Schuster	at Texans	12/18
		Travis Kelce	vs. Titans	11/06
		Juju Smith-Schuster	vs. Titans	11/06
<b>Receiving Yards</b>	124	Juju Smith-Schuster	at 49ers	10/23
<b>Touchdown Receptions</b>	4	Travis Kelce	vs. Raiders	10/10
<b>Rushing Yards</b>	107	Isiah Pacheco	at Chargers	11/20
<b>Rushing Attempts</b>	22	Isiah Pacheco	vs. Rams	11/27
<b>Rushing Average</b>	9.3	Clyde Edwards-Helaire	vs. Chargers	09/15
<b>Rushing Touchdowns</b>	2	Mecole Hardman	at 49ers	10/23
<b>Yards From Scrimmage</b>	134	Jerick McKinnon	at Broncos	12/11
<b>Combined Net Yards</b>	198	Isiah Pacheco	at Bengals	12/04
<b>Interceptions Made</b>	1	Juan Thornhill	at Raiders	01/07
		L'Jarius Sneed	vs. Broncos	01/01
		Juan Thornhill	vs. Seahawks	12/24
		Willie Gay	at Broncos	12/11
		L'Jarius Sneed	at Broncos	12/11
		Nick Bolton	vs. Rams	11/27
		L'Jarius Sneed	vs. Rams	11/27
		Nick Bolton	at Chargers	11/20
		Juan Thornhill	at 49ers	10/23
		Joshua Williams	at 49ers	10/23
		Jaylen Watson	vs. Chargers	09/15
<b>Interceptions Thrown</b>	3	Patrick Mahomes	at Broncos	12/11
<b>INT Return Yards</b>	99	Jaylen Watson	vs. Chargers	09/15
<b>Tackles</b>	18	Nick Bolton	vs. Seahawks	12/24
<b>Sacks</b>	2.5	Chris Jones	at Raiders	01/07
<b>Punts</b>	6	Tommy Townsend	vs. Seahawks	12/24
		Tommy Townsend	vs. Titans	11/06
		Tommy Townsend	vs. Chargers	09/15
<b>Punts Inside the 20</b>	3	Tommy Townsend	at Raiders	01/07
		Tommy Townsend	vs. Seahawks	12/24
		Tommy Townsend	vs. Chargers	09/15
<b>Punting Average</b>	66.3	Tommy Townsend	at Broncos	12/11
<b>Punt Returns</b>	4	Justin Watson	at Broncos	12/11
		Mecole Hardman	vs. Titans	11/06
		Skyy Moore	at Cardinals	09/11
<b>Punt Return Yards</b>	42	Mecole Hardman	vs. Titans	11/06
<b>Kickoff Returns</b>	5	Isiah Pacheco	at Bengals	12/04
		Isiah Pacheco	at 49ers	10/23
		Isiah Pacheco	at Colts	09/25
<b>Kickoff Return Yards</b>	126	Isiah Pacheco	at 49ers	10/23
<b>Field Goals Attempted</b>	4	Harrison Butker	vs. Rams	11/27
<b>Field Goals Made</b>	4	Harrison Butker	vs. Rams	11/27

## 2022 REGULAR SEASON KANSAS CITY CHIEFS LONGEST PLAYS

<b>Run From Scrimmage</b>	52	Clyde Edwards-Helaire	vs. Chargers	09/15
<b>Touchdown Run</b>	26	Jerick McKinnon	at Texans	12/18

# INDIVIDUAL SINGLE-GAME HIGHS

<b>Passing Long</b>	67	Patrick Mahomes	at Raiders	01/07
<b>Touchdown Pass Long</b>	56	Patrick Mahomes	at Broncos	12/11
<b>Pass Reception</b>	67	Justin Watson	at Raiders	01/07
<b>Touchdown Reception</b>	56	Jerick McKinnon	at Broncos	12/11
<b>Interception Return</b>	99	Jaylen Watson	vs. Chargers	09/15
<b>Longest INT Return for TD</b>	99	Jaylen Watson	vs. Chargers	09/15
<b>Longest Opponent's Fumble Return</b>	5	L'Jarius Sneed	at Colts	09/25
<b>Punt Return</b>	22	Mecole Hardman	vs. Titans	11/06
<b>Kickoff Return</b>	48	Isiah Pacheco	at 49ers	10/23
<b>Punt</b>	76	Tommy Townsend	at Broncos	12/11
<b>Field Goal</b>	62	Harrison Butker	vs. Bills	10/16
<b>Field Goal Attempt</b>	62	Harrison Butker	vs. Bills	10/16

# OPPONENTS INDIVIDUAL SINGLE-GAME HIGHS

## 2022 REGULAR SEASON OPPONENTS INDIVIDUAL SINGLE-GAME HIGHS

<b>Touchdowns</b>	3	Jerry Jeudy	at Broncos	12/11
<b>Passes Attempted</b>	52	Tom Brady	at Buccaneers	10/02
<b>Passes Completed</b>	39	Tom Brady	at Buccaneers	10/02
<b>Completion Percentage</b>	80.6	Joe Burrow	at Bengals	12/04
<b>Passing Yards</b>	385	Tom Brady	at Buccaneers	10/02
<b>Yards Per Attempt</b>	9.3	Justin Herbert	at Chargers	11/20
<b>Touchdown Passes</b>	3	Russell Wilson	at Broncos	12/11
		Josh Allen	vs. Bills	10/16
		Tom Brady	at Buccaneers	10/02
		Justin Herbert	vs. Chargers	09/15
<b>Pass Receptions</b>	10	Stefon Diggs	vs. Bills	10/16
<b>Receiving Yards</b>	148	Stefon Diggs	vs. Bills	10/16
<b>Touchdown Receptions</b>	3	Jerry Jeudy	at Broncos	12/11
<b>Rushing Yards</b>	154	Josh Jacobs	vs. Raiders	10/10
<b>Rushing Attempts</b>	26	Kenneth Walker III	vs. Seahawks	12/24
<b>Rushing Average</b>	7.7	Jeff Wilson Jr.	at 49ers	10/23
<b>Rushing Touchdowns</b>	2	Russell Wilson	vs. Broncos	01/01
		Derrick Henry	vs. Titans	11/06
<b>Yards From Scrimmage</b>	193	Josh Jacobs	vs. Raiders	10/10
<b>Combined Net Yards</b>	193	Josh Jacobs	vs. Raiders	10/10
<b>Interceptions Made</b>	2	Josey Jewell	at Broncos	12/11
<b>Interceptions Thrown</b>	2	Bryce Perkins	vs. Rams	11/27
<b>INT Return Yards</b>	33	Sean Murphy-Bunting	at Buccaneers	10/02
<b>Tackles</b>	14	Christian Harris	at Texans	12/18
<b>Sacks</b>	2.0	Denico Autry	vs. Titans	11/06
		Von Miller	vs. Bills	10/16
		Maxx Crosby	vs. Raiders	10/10
<b>Punts</b>	8	Ryan Stonehouse	vs. Titans	11/06
<b>Punts Inside the 20</b>	3	JK Scott	vs. Chargers	09/15
<b>Punting Average</b>	61.0	AJ Cole	at Raiders	01/07
<b>Punt Returns</b>	3	Kendall Hinton	vs. Broncos	01/01
<b>Punt Return Yards</b>	37	Kendall Hinton	vs. Broncos	01/01
<b>Kickoff Returns</b>	4	Hassan Haskins	vs. Titans	11/06
		Ray-Ray McCloud III	at 49ers	10/23
<b>Kickoff Return Yards</b>	78	Brandon Powell	vs. Rams	11/27
<b>Field Goals Attempted</b>	3	Riley Patterson	vs. Jaguars	11/13
		Robbie Gould	at 49ers	10/23
		Daniel Carlson	vs. Raiders	10/10
<b>Field Goals Made</b>	3	Robbie Gould	at 49ers	10/23
		Daniel Carlson	vs. Raiders	10/10

## 2022 REGULAR SEASON OPPONENTS LONGEST PLAYS

<b>Run From Scrimmage</b>	56	Derrick Henry	vs. Titans	11/06
<b>Touchdown Run</b>	17	Davis Mills	at Texans	12/18
<b>Passing Long</b>	66	Russell Wilson	at Broncos	12/11
<b>Touchdown Pass Long</b>	66	Russell Wilson	at Broncos	12/11
<b>Pass Reception</b>	66	Marlon Mack	at Broncos	12/11
<b>Touchdown Reception</b>	66	Marlon Mack	at Broncos	12/11
<b>Interception Return</b>	33	Sean Murphy-Bunting	at Buccaneers	10/02
<b>Longest Opponent's Fumble Return</b>	17	Devin Lloyd	vs. Jaguars	11/13
<b>Punt Return</b>	21	Montrell Washington	at Broncos	12/11
<b>Kickoff Return</b>	48	Godwin Igwebuike	vs. Seahawks	12/24
<b>Punt</b>	63	AJ Cole	at Raiders	01/07
		Logan Cooke	vs. Jaguars	11/13
		Ryan Stonehouse	vs. Titans	11/06

## OPPONENTS INDIVIDUAL SINGLE-GAME HIGHS

		Sam Martin	vs. Bills	10/16
<b>Field Goal</b>	54	Daniel Carlson	at Raiders	01/07
<b>Field Goal Attempt</b>	54	Daniel Carlson	at Raiders	01/07

# BIG YARDAGE GAMES

## 2022 REGULAR SEASON BIG YARDAGE GAMES 100-YARD PASS RECEIVERS

DATE	OPPONENT	PLAYER	ATT.	YDS.	AVG.	LG	TD
9/11	at Cardinals	Travis Kelce	8	121	15.1	35	1
10/16	vs. Bills	Travis Kelce	8	108	13.5	25	0
10/16	vs. Bills	Juju Smith-Schuster	5	113	22.6	42T	1
10/23	at 49ers	Juju Smith-Schuster	7	124	17.7	45T	1
10/23	at 49ers	Marquez Valdes-Scantling	3	111	37.0	57	0
11/6	vs. Titans	Travis Kelce	10	106	10.6	23	0
11/20	at Chargers	Travis Kelce	6	115	19.2	34	3
12/11	at Broncos	Jerick McKinnon	7	112	16.0	56T	2
12/18	at Texans	Travis Kelce	10	105	10.5	18	0
12/24	vs. Seahawks	Travis Kelce	6	113	18.8	52	0

## 100-YARD RUSHERS

DATE	OPPONENT	PLAYER	ATT.	YDS.	AVG.	LG	TD
11/20	at Chargers	Isiah Pacheco	15	107	7.1	28	0

## 300-YARD PASSERS

DATE	OPPONENT	PLAYER	ATT.	YDS.	COMP.	LG	TD
9/11	at Cardinals	Patrick Mahomes	39	360	30	35	5
10/16	vs. Bills	Patrick Mahomes	40	338	25	42T	2
10/23	at 49ers	Patrick Mahomes	34	423	25	57	3
11/6	vs. Titans	Patrick Mahomes	68	446	43	33	1
11/13	vs. Jaguars	Patrick Mahomes	35	331	26	46	4
11/20	at Chargers	Patrick Mahomes	34	329	20	40	3
11/27	vs. Rams	Patrick Mahomes	42	320	27	39T	1
12/11	at Broncos	Patrick Mahomes	42	352	28	56T	3
12/18	at Texans	Patrick Mahomes	41	336	36	21	2
1/1	vs. Broncos	Patrick Mahomes	42	328	29	38	3

## 2022 OPPONENTS BIG YARDAGE GAMES

### 100-YARD PASS RECEIVERS

DATE	OPPONENT	PLAYER	ATT.	YDS.	AVG.	LG	TD
9/15	vs. Chargers	Mike Williams	8	113	14.1	39	1
10/2	at Buccaneers	Mike Evans	8	103	12.9	30	2
10/10	vs. Raiders	Davante Adams	3	124	41.3	58T	2
10/16	vs. Bills	Stefon Diggs	10	148	14.8	31	1
11/13	vs. Jaguars	Christian Kirk	9	105	11.7	24	2
11/20	at Chargers	Joshua Palmer	8	106	13.3	50T	2

### 100-YARD RUSHERS

DATE	OPPONENT	PLAYER	ATT.	YDS.	AVG.	LG	TD
10/10	vs. Raiders	Josh Jacobs	21	154	7.3	37	1
11/6	vs. Titans	Derrick Henry	17	115	6.8	56	2
12/4	at Bengals	Samaje Perine	21	106	5.0	10	0
12/24	vs. Seahawks	Kenneth Walker III	26	107	4.1	20	0

### 300-YARD PASSERS

DATE	OPPONENT	PLAYER	ATT.	YDS.	COMP.	LG	TD
9/15	vs. Chargers	Justin Herbert	48	334	33	39	3
10/2	at Buccaneers	Tom Brady	52	385	39	30	3

# BIG YARDAGE GAMES

10/16	vs. Bills	Josh Allen	40	329	27	34T	3
10/23	at 49ers	Jimmy Garoppolo	37	303	25	34	2

# 100.0+ PASSER RATING

## 2022 REGULAR SEASON 100.0+ PASSER RATING

### CHIEFS

PASSING GAMES															
DATE	OPPONENT	PLAYER	ATT	CMP	YDS	CMP%	YDS/ATT	YDS/CMP	TD	TD%	INT	INT%	LONG	SACK/LOST	RATING
09/11	at ARI	Patrick Mahomes	39	30	360	76.92%	9.23	12.00	5	12.82%	0	0.00%	35	0/0	144.20
09/15	vs. LAC	Patrick Mahomes	35	24	235	68.57%	6.71	9.79	2	5.71%	0	0.00%	41t	1/9	106.20
10/10	vs. LV	Patrick Mahomes	43	29	292	67.44%	6.79	10.07	4	9.30%	0	0.00%	36	3/27	117.60
10/23	at SF	Patrick Mahomes	34	25	423	73.53%	12.44	16.92	3	8.82%	1	2.94%	57	1/6	132.40
11/13	vs. JAX	Patrick Mahomes	35	26	331	74.29%	9.46	12.73	4	11.43%	1	2.86%	46	0/0	129.60
11/20	at LAC	Patrick Mahomes	34	20	329	58.82%	9.68	16.45	3	8.82%	0	0.00%	40	1/7	120.80
12/18	at HOU	Patrick Mahomes	41	36	336	87.80%	8.20	9.33	2	4.88%	0	0.00%	21	2/23	117.10
12/24	vs. SEA	Patrick Mahomes	28	16	224	57.14%	8.00	14.00	2	7.14%	0	0.00%	52	1/4	106.80
01/01	vs. DEN	Patrick Mahomes	42	29	328	69.05%	7.81	11.31	3	7.14%	1	2.38%	38	0/0	106.10

## 2022 OPPONENTS 100.0+ PASSER RATING

PASSING GAMES															
DATE	OPPONENT	PLAYER	ATT	CMP	YDS	CMP%	YDS/ATT	YDS/CMP	TD	TD%	INT	INT%	LONG	SACK/LOST	RATING
09/15	vs. LAC	Justin Herbert	48	33	334	68.75%	6.96	10.12	3	6.25%	1	2.08%	39	2/8	100.50
09/25	at IND	Matt Ryan	37	27	222	72.97%	6.00	8.22	2	5.41%	0	0.00%	30	5/45	105.90
10/02	at TB	Tom Brady	52	39	385	75.00%	7.40	9.87	3	5.77%	0	0.00%	30	1/12	114.70
10/10	vs. LV	Derek Carr	30	19	241	63.33%	8.03	12.68	2	6.67%	0	0.00%	58t	2/18	110.60
10/16	vs. BUF	Josh Allen	40	27	329	67.50%	8.23	12.19	3	7.50%	0	0.00%	34t	1/11	117.60
11/13	vs. JAX	Trevor Lawrence	40	29	259	72.50%	6.48	8.93	2	5.00%	0	0.00%	33	5/19	106.10
11/20	at LAC	Justin Herbert	30	23	280	76.67%	9.33	12.17	2	6.67%	1	3.33%	50t	5/30	113.20
12/04	at CIN	Joe Burrow	31	25	286	80.65%	9.23	11.44	2	6.45%	0	0.00%	40	1/7	126.60
12/11	at DEN	Russell Wilson	36	23	247	63.89%	6.86	10.74	3	8.33%	1	2.78%	66t	6/49	100.10

\*Need minimum of 20 attempts to qualify

# 100.0+ PASSER RATING

## 2022 REGULAR SEASON 100.0+ PASSER RATING

### CHIEFS

DATE	OPPONENT	PLAYER	PASSING GAMES												RATING
			ATT	CMP	YDS	CMP%	YDS/ATT	YDS/CMP	TD	TD%	INT	INT%	LONG	SACK/LOST	
09/11	at ARI	Patrick Mahomes	39	30	360	76.92%	9.23	12.00	5	12.82%	0	0.00%	35	0/0	144.20
09/15	vs. LAC	Patrick Mahomes	35	24	235	68.57%	6.71	9.79	2	5.71%	0	0.00%	41t	1/9	106.20
10/10	vs. LV	Patrick Mahomes	43	29	292	67.44%	6.79	10.07	4	9.30%	0	0.00%	36	3/27	117.60
10/23	at SF	Patrick Mahomes	34	25	423	73.53%	12.44	16.92	3	8.82%	1	2.94%	57	1/6	132.40
11/13	vs. JAX	Patrick Mahomes	35	26	331	74.29%	9.46	12.73	4	11.43%	1	2.86%	46	0/0	129.60
11/20	at LAC	Patrick Mahomes	34	20	329	58.82%	9.68	16.45	3	8.82%	0	0.00%	40	1/7	120.80
12/18	at HOU	Patrick Mahomes	41	36	336	87.80%	8.20	9.33	2	4.88%	0	0.00%	21	2/23	117.10
12/24	vs. SEA	Patrick Mahomes	28	16	224	57.14%	8.00	14.00	2	7.14%	0	0.00%	52	1/4	106.80
01/01	vs. DEN	Patrick Mahomes	42	29	328	69.05%	7.81	11.31	3	7.14%	1	2.38%	38	0/0	106.10
01/07	at LV	Patrick Mahomes	26	18	202	69.23%	7.77	11.22	1	3.85%	0	0.00%	67	2/21	105.00

## 2022 OPPONENTS 100.0+ PASSER RATING

DATE	OPPONENT	PLAYER	PASSING GAMES												RATING
			ATT	CMP	YDS	CMP%	YDS/ATT	YDS/CMP	TD	TD%	INT	INT%	LONG	SACK/LOST	
09/15	vs. LAC	Justin Herbert	48	33	334	68.75%	6.96	10.12	3	6.25%	1	2.08%	39	2/8	100.50
09/25	at IND	Matt Ryan	37	27	222	72.97%	6.00	8.22	2	5.41%	0	0.00%	30	5/45	105.90
10/02	at TB	Tom Brady	52	39	385	75.00%	7.40	9.87	3	5.77%	0	0.00%	30	1/12	114.70
10/10	vs. LV	Derek Carr	30	19	241	63.33%	8.03	12.68	2	6.67%	0	0.00%	58t	2/18	110.60
10/16	vs. BUF	Josh Allen	40	27	329	67.50%	8.23	12.19	3	7.50%	0	0.00%	34t	1/11	117.60
11/13	vs. JAX	Trevor Lawrence	40	29	259	72.50%	6.48	8.93	2	5.00%	0	0.00%	33	5/19	106.10
11/20	at LAC	Justin Herbert	30	23	280	76.67%	9.33	12.17	2	6.67%	1	3.33%	50t	5/30	113.20
12/04	at CIN	Joe Burrow	31	25	286	80.65%	9.23	11.44	2	6.45%	0	0.00%	40	1/7	126.60
12/11	at DEN	Russell Wilson	36	23	247	63.89%	6.86	10.74	3	8.33%	1	2.78%	66t	6/49	100.10

\*Need minimum of 20 attempts to qualify



# WEEK-BY-WEEK RANKINGS

## 2022 REGULAR SEASON

		OFFENSE				DEFENSE			
DATE	OPPONENT	TOTAL	RUSH	PASS	*POINTS SCORED	TOTAL	RUSH	PASS	*POINTS SCORED
09/11	at Arizona	2	11	1	1	9	T-16	7	T-17
09/15	L.A. Chargers	5	16	6	T-2	19	11	21	T-18
09/25	at Indianapolis	7	22	6	4	10	9	15	17
10/02	at Tampa Bay	T-4	11	7	2	13	1	27	T-20
10/10	Las Vegas	6	18	4	1	14	3	24	T-23
10/16	Buffalo	T-5	20	4	1	20	4	27	25
10/23	at San Francisco	2	21	2	1	25	3	30	25
[bye]	--	2	23	2	1	26	3	30	23
11/06	Tennessee	2	23	1	1	20	5	24	20
11/13	Jacksonville	2	21	1	1	16	5	25	19
11/20	at L.A. Chargers	1	18	1	1	19	5	26	21
11/27	L.A. Rams	1	19	1	1	14	5	21	16
12/04	at Cincinnati	1	T-17	1	1	16	6	23	15
12/11	at Denver	1	18	1	2	15	6	22	T-18
12/18	at Houston	1	16	1	1	14	5	22	19
12/24	Seattle	1	17	1	2	15	8	20	16
01/01	Denver	1	21	1	1	13	9	19	20
01/07	at Las Vegas	1	20	1	1	12	8	19	16

\*Points per game

# INDIVIDUAL GXG STATS: PASSING

## 2022 REGULAR SEASON INDIVIDUAL GAME-BY-GAME STATS

PASSING:		PATRICK MAHOMES												
DATE	OPP.	ATT	CMP	YDS	CMP%	Y/A	Y/C	TD	TD%	INT	INT%	LG	SK/YD	RATE
09/11	at Arizona	39	30	360	76.9%	9.2	12.0	5	12.8%	0	0.0%	35	0/0	144.2
09/15	L.A. Chargers	35	24	235	68.6%	6.7	9.8	2	5.7%	0	0.0%	41t	1/9	106.2
09/25	at Indianapolis	35	20	262	57.1%	7.5	13.1	1	2.9%	1	2.9%	53	1/5	78.5
10/02	at Tampa Bay	37	23	249	62.2%	6.7	10.8	3	8.1%	1	2.7%	36	3/21	97.7
10/10	Las Vegas	43	29	292	67.4%	6.8	10.1	4	9.3%	0	0.0%	36	3/27	117.6
10/16	Buffalo	40	25	338	62.5%	8.5	13.5	2	5.0%	2	5.0%	42t	3/19	85.2
10/23	at San Francisco	34	25	423	73.5%	12.4	16.9	3	8.8%	1	2.9%	57	1/6	132.4
11/06	Tennessee	68	43	446	63.2%	6.6	10.4	1	1.5%	1	1.5%	33	4/24	80.9
11/13	Jacksonville	35	26	331	74.3%	9.5	12.7	4	11.4%	1	2.9%	46	0/0	129.6
11/20	at L.A. Chargers	34	20	329	58.8%	9.7	16.5	3	8.8%	0	0.0%	40	1/7	120.8
11/27	L.A. Rams	42	27	320	64.3%	7.6	11.9	1	2.4%	1	2.4%	39t	0/0	85.4
12/04	at Cincinnati	27	16	223	59.3%	8.3	13.9	1	3.7%	0	0.0%	42	2/12	98.2
12/11	at Denver	42	28	352	66.7%	8.4	12.6	3	7.1%	3	7.1%	56t	2/10	86.6
12/18	at Houston	41	36	336	87.8%	8.2	9.3	2	4.9%	0	0.0%	21	2/23	117.1
12/24	Seattle	28	16	224	57.1%	8.0	14.0	2	7.1%	0	0.0%	52	1/4	106.8
01/01	Denver	42	29	328	69.0%	7.8	11.3	3	7.1%	1	2.4%	38	0/0	106.1
01/07	at Las Vegas	26	18	202	69.2%	7.8	11.2	1	3.8%	0	0.0%	67	2/21	105.0
<b>TOTALS</b>		<b>648</b>	<b>435</b>	<b>5,250</b>	<b>67.1%</b>	<b>8.1</b>	<b>12.1</b>	<b>41</b>	<b>6.3%</b>	<b>12</b>	<b>1.9%</b>	<b>67</b>	<b>26/188</b>	<b>105.2</b>

PASSING:		CHAD HENNE												
DATE	OPP.	ATT	CMP	YDS	CMP%	Y/A	Y/C	TD	TD%	INT	INT%	LG	SK/YD	RATE
09/11	at Arizona	0	0	0	0.0%	0.0	0.0	0	0.0%	0	0.0%	0	0/0	0.0
09/15	L.A. Chargers													
09/25	at Indianapolis													
10/02	at Tampa Bay													
10/10	Las Vegas													
10/16	Buffalo													
10/23	at San Francisco	2	0	0	0.0%	0.0	0.0	0	0.0%	0	0.0%	0	0/0	39.6
11/06	Tennessee													
11/13	Jacksonville													
11/20	at L.A. Chargers													
11/27	L.A. Rams													
12/04	at Cincinnati													
12/11	at Denver													
12/18	at Houston													
12/24	Seattle													
01/01	Denver													
01/07	at Las Vegas	0	0	0	0.0%	0.0	0.0	0	0.0%	0	0.0%	0	0/0	0.0
<b>TOTALS</b>		<b>2</b>	<b>0</b>	<b>0</b>	<b>0.0%</b>	<b>0.0</b>	<b>0.0</b>	<b>0</b>	<b>0.0%</b>	<b>0</b>	<b>0.0%</b>	<b>0</b>	<b>0/0</b>	<b>39.6</b>

PASSING:		TOMMY TOWNSEND												
DATE	OPP.	ATT	CMP	YDS	CMP%	Y/A	Y/C	TD	TD%	INT	INT%	LG	SK/YD	RATE
09/11	at Arizona	0	0	0	0.0%	0.0	0.0	0	0.0%	0	0.0%	0	0/0	0.0
09/15	L.A. Chargers	0	0	0	0.0%	0.0	0.0	0	0.0%	0	0.0%	0	0/0	0.0
09/25	at Indianapolis	1	0	0	0.0%	0.0	0.0	0	0.0%	0	0.0%	0	0/0	39.6
10/02	at Tampa Bay	0	0	0	0.0%	0.0	0.0	0	0.0%	0	0.0%	0	0/0	0.0
10/10	Las Vegas	0	0	0	0.0%	0.0	0.0	0	0.0%	0	0.0%	0	0/0	0.0
10/16	Buffalo	0	0	0	0.0%	0.0	0.0	0	0.0%	0	0.0%	0	0/0	0.0
10/23	at San Francisco	0	0	0	0.0%	0.0	0.0	0	0.0%	0	0.0%	0	0/0	0.0
11/06	Tennessee	0	0	0	0.0%	0.0	0.0	0	0.0%	0	0.0%	0	0/0	0.0
11/13	Jacksonville	0	0	0	0.0%	0.0	0.0	0	0.0%	0	0.0%	0	0/0	0.0
11/20	at L.A. Chargers	0	0	0	0.0%	0.0	0.0	0	0.0%	0	0.0%	0	0/0	0.0
11/27	L.A. Rams	0	0	0	0.0%	0.0	0.0	0	0.0%	0	0.0%	0	0/0	0.0
12/04	at Cincinnati	0	0	0	0.0%	0.0	0.0	0	0.0%	0	0.0%	0	0/0	0.0
12/11	at Denver	0	0	0	0.0%	0.0	0.0	0	0.0%	0	0.0%	0	0/0	0.0
12/18	at Houston	0	0	0	0.0%	0.0	0.0	0	0.0%	0	0.0%	0	0/0	0.0
12/24	Seattle	0	0	0	0.0%	0.0	0.0	0	0.0%	0	0.0%	0	0/0	0.0
01/01	Denver	0	0	0	0.0%	0.0	0.0	0	0.0%	0	0.0%	0	0/0	0.0
01/07	at Las Vegas	0	0	0	0.0%	0.0	0.0	0	0.0%	0	0.0%	0	0/0	0.0
<b>TOTALS</b>		<b>1</b>	<b>0</b>	<b>0</b>	<b>0.0%</b>	<b>0.0</b>	<b>0.0</b>	<b>0</b>	<b>0.0%</b>	<b>0</b>	<b>0.0%</b>	<b>0</b>	<b>0/0</b>	<b>39.6</b>

# INDIVIDUAL GXG STATS: PASSING

PASSING:		SHANE BUECHELE												
DATE	OPP.	ATT	CMP	YDS	CMP%	Y/A	Y/C	TD	TD%	INT	INT%	LG	SK/YD	RATE
09/11	at Arizona							INACTIVE						
09/15	L.A. Chargers							INACTIVE						
09/25	at Indianapolis							INACTIVE						
10/02	at Tampa Bay							INACTIVE						
10/10	Las Vegas							INACTIVE						
10/16	Buffalo							INACTIVE						
10/23	at San Francisco							INACTIVE						
11/06	Tennessee							INACTIVE						
11/13	Jacksonville							INACTIVE						
11/20	at L.A. Chargers							INACTIVE						
11/27	L.A. Rams							INACTIVE						
12/04	at Cincinnati							INACTIVE						
12/11	at Denver							INACTIVE						
12/18	at Houston							INACTIVE						
12/24	Seattle							INACTIVE						
01/01	Denver							INACTIVE						
01/07	at Las Vegas							INACTIVE						
<b>TOTALS</b>		<b>0</b>	<b>0</b>	<b>0</b>	<b>0.0%</b>	<b>0.0</b>	<b>0.0</b>	<b>0</b>	<b>0.0%</b>	<b>0</b>	<b>0.0%</b>	<b>--</b>	<b>0/0</b>	<b>0.0</b>

PASSING:		CHRIS OLADOKUN												
DATE	OPP.	ATT	CMP	YDS	CMP%	Y/A	Y/C	TD	TD%	INT	INT%	LG	SK/YD	RATE
09/11	at Arizona													
09/15	L.A. Chargers													
09/25	at Indianapolis													
10/02	at Tampa Bay													
10/10	Las Vegas													
10/16	Buffalo													
10/23	at San Francisco													
11/06	Tennessee							PRACTICE SQUAD						
11/13	Jacksonville													
11/20	at L.A. Chargers													
11/27	L.A. Rams													
12/04	at Cincinnati													
12/11	at Denver													
12/18	at Houston													
12/24	Seattle													
01/01	Denver													
01/07	at Las Vegas													
<b>TOTALS</b>		<b>0</b>	<b>0</b>	<b>0</b>	<b>0.0%</b>	<b>0.0</b>	<b>0.0</b>	<b>0</b>	<b>0.0%</b>	<b>0</b>	<b>0.0%</b>	<b>--</b>	<b>0/0</b>	<b>0.0</b>

# INDIVIDUAL GXG STATS: RUSHING

## 2022 REGULAR SEASON INDIVIDUAL GAME-BY-GAME STATS

RUSHING:		MICHAEL BURTON					CLYDE EDWARDS-HELAIRE					NOAH GRAY				
DATE	OPP.	NO.	YDS	AVG	LG	TD	NO.	YDS	AVG	LG	TD	NO.	YDS	AVG	LG	TD
09/11	at Arizona	0	0	0.0	--	0	7	42	6.0	18	0	0	0	0.0	--	0
09/15	L.A. Chargers	1	6	6.0	6	0	8	74	9.3	52	0	0	0	0.0	--	0
09/25	at Indianapolis	1	2	2.0	2	0	7	0	0.0	4	1	0	0	0.0	--	0
10/02	at Tampa Bay	0	0	0.0	--	0	19	92	4.8	20	1	1	1	1.0	1t	1
10/10	Las Vegas	0	0	0.0	--	0	9	15	1.7	8	0	0	0	0.0	--	0
10/16	Buffalo	0	0	0.0	--	0	9	33	3.7	11	0	0	0	0.0	--	0
10/23	at San Francisco	0	0	0.0	--	0	6	32	5.3	16t	1	0	0	0.0	--	0
11/06	Tennessee	1	0	0.0	--	0	4	5	1.3	3	0	0	0	0.0	--	0
11/13	Jacksonville	1	-1	-1.0	-1	0	0	0	0.0	--	0	0	0	0.0	--	0
11/20	at L.A. Chargers	0	0	0.0	--	0	2	9	4.5	6	0	0	0	0.0	--	0
11/27	L.A. Rams	0	0	0.0	--	0	RESERVE/INJURED					0	0	0.0	--	0
12/04	at Cincinnati	0	0	0.0	--	0	RESERVE/INJURED					0	0	0.0	--	0
12/11	at Denver	1	0	0.0	--	0	RESERVE/INJURED					0	0	0.0	--	0
12/18	at Houston	0	0	0.0	--	0	RESERVE/INJURED					0	0	0.0	--	0
12/24	Seattle	0	0	0.0	--	0	RESERVE/INJURED					0	0	0.0	--	0
01/01	Denver	0	0	0.0	--	0	RESERVE/INJURED					0	0	0.0	--	0
01/07	at Las Vegas	0	0	0.0	--	0	RESERVE/INJURED					0	0	0.0	--	0
<b>TOTALS</b>		<b>5</b>	<b>7</b>	<b>1.4</b>	<b>6</b>	<b>0</b>	<b>71</b>	<b>302</b>	<b>4.3</b>	<b>52</b>	<b>3</b>	<b>1</b>	<b>1</b>	<b>1.0</b>	<b>1T</b>	<b>1</b>

RUSHING:		MECOLE HARDMAN					CHAD HENNE					RONALD JONES II				
DATE	OPP.	NO.	YDS	AVG	LG	TD	NO.	YDS	AVG	LG	TD	NO.	YDS	AVG	LG	TD
09/11	at Arizona	0	0	0.0	--	0	0	0	0.0	--	0	INACTIVE				
09/15	L.A. Chargers	1	-4	-4.0	-4	0	DID NOT PLAY					INACTIVE				
09/25	at Indianapolis	0	0	0.0	--	0	DID NOT PLAY					INACTIVE				
10/02	at Tampa Bay	0	0	0.0	--	0	DID NOT PLAY					INACTIVE				
10/10	Las Vegas	1	7	7.0	7	0	DID NOT PLAY					INACTIVE				
10/16	Buffalo	0	0	0.0	--	0	DID NOT PLAY					INACTIVE				
10/23	at San Francisco	2	28	14.0	25t	2	3	-3	-1.0	-1	0	INACTIVE				
11/06	Tennessee	0	0	0.0	--	0	DID NOT PLAY					INACTIVE				
11/13	Jacksonville	INACTIVE					DID NOT PLAY					INACTIVE				
11/20	at L.A. Chargers	RESERVE/INJURED					DID NOT PLAY					INACTIVE				
11/27	L.A. Rams	RESERVE/INJURED					DID NOT PLAY					4	12	3.0	5	0
12/04	at Cincinnati	RESERVE/INJURED					DID NOT PLAY					0	0	0.0	--	0
12/11	at Denver	RESERVE/INJURED					DID NOT PLAY					DID NOT PLAY				
12/18	at Houston	RESERVE/INJURED					DID NOT PLAY					1	6	6.0	6	0
12/24	Seattle	RESERVE/INJURED					DID NOT PLAY					1	4	4.0	4	0
01/01	Denver	RESERVE/INJURED					DID NOT PLAY					1	3	3.0	3	0
01/07	at Las Vegas	INACTIVE					2	-2	-1.0	-1	0	10	45	4.5	13	1
<b>TOTALS</b>		<b>4</b>	<b>31</b>	<b>7.8</b>	<b>25T</b>	<b>2</b>	<b>5</b>	<b>-5</b>	<b>-1.0</b>	<b>-1</b>	<b>0</b>	<b>17</b>	<b>70</b>	<b>4.1</b>	<b>13</b>	<b>1</b>

RUSHING:		TRAVIS KELCE					PATRICK MAHOMES					JERICK MCKINNON				
DATE	OPP.	NO.	YDS	AVG	LG	TD	NO.	YDS	AVG	LG	TD	NO.	YDS	AVG	LG	TD
09/11	at Arizona	0	0	0.0	--	0	3	5	1.7	4	0	4	22	5.5	18	0
09/15	L.A. Chargers	0	0	0.0	--	0	2	-1	-0.5	--	0	4	12	3.0	5	0
09/25	at Indianapolis	1	1	1.0	1	0	4	26	6.5	10	0	7	20	2.9	6	0
10/02	at Tampa Bay	0	0	0.0	--	0	4	34	8.5	11	0	2	-1	-0.5	--	0
10/10	Las Vegas	0	0	0.0	--	0	4	28	7.0	16	0	8	53	6.6	30	0
10/16	Buffalo	1	4	4.0	4	0	4	21	5.3	10	0	2	1	0.5	1	0
10/23	at San Francisco	0	0	0.0	--	0	0	0	0.0	--	0	2	12	6.0	9	0
11/06	Tennessee	0	0	0.0	--	0	6	63	10.5	20	1	3	4	1.3	3	0
11/13	Jacksonville	0	0	0.0	--	0	7	39	5.6	19	0	1	2	2.0	2	0
11/20	at L.A. Chargers	0	0	0.0	--	0	4	23	5.8	16	0	6	24	4.0	7	0
11/27	L.A. Rams	0	0	0.0	--	0	4	36	9.0	13	0	0	0	0.0	--	0
12/04	at Cincinnati	0	0	0.0	--	0	2	9	4.5	6	1	8	51	6.4	14	0
12/11	at Denver	0	0	0.0	--	0	3	-3	-1.0	-1	0	6	22	3.7	7	0
12/18	at Houston	0	0	0.0	--	0	5	33	6.6	14	1	10	52	5.2	26t	1
12/24	Seattle	0	0	0.0	--	0	2	8	4.0	5	1	5	7	1.4	5	0
01/01	Denver	0	0	0.0	--	0	4	8	2.0	4	0	2	4	2.0	4	0
01/07	at Las Vegas	0	0	0.0	--	0	3	29	9.7	14	0	2	6	3.0	7	0
<b>TOTALS</b>		<b>2</b>	<b>5</b>	<b>2.5</b>	<b>4</b>	<b>0</b>	<b>61</b>	<b>358</b>	<b>5.9</b>	<b>20</b>	<b>4</b>	<b>72</b>	<b>291</b>	<b>4.0</b>	<b>30</b>	<b>1</b>

# INDIVIDUAL GXG STATS: RUSHING

RUSHING:		SKYY MOORE					ISIAH PACHECO					KADARIUS TONEY				
DATE	OPP.	NO.	YDS	AVG	LG	TD	NO.	YDS	AVG	LG	TD	NO.	YDS	AVG	LG	TD
09/11	at Arizona	0	0	0.0	--	0	12	62	5.2	22	1	<i>Giants</i>				
09/15	L.A. Chargers	0	0	0.0	--	0	2	6	3.0	6	0	<i>Giants</i>				
09/25	at Indianapolis	0	0	0.0	--	0	3	9	3.0	5	0	<i>Giants</i>				
10/02	at Tampa Bay	0	0	0.0	--	0	11	63	5.7	9	0	<i>Giants</i>				
10/10	Las Vegas	0	0	0.0	--	0	1	0	0.0	--	0	<i>Giants</i>				
10/16	Buffalo	0	0	0.0	--	0	2	9	4.5	5	0	<i>Giants</i>				
10/23	at San Francisco	0	0	0.0	--	0	8	43	5.4	17	0	<i>Giants</i>				
11/06	Tennessee	0	0	0.0	--	0	5	5	1.0	2	0	0	0	0.0	--	0
11/13	Jacksonville	0	0	0.0	--	0	16	82	5.1	13	0	2	33	16.5	32	0
11/20	at L.A. Chargers	0	0	0.0	--	0	15	107	7.1	28	0	0	0	0.0	--	0
11/27	L.A. Rams	0	0	0.0	--	0	22	69	3.1	9	1	<i>INACTIVE</i>				
12/04	at Cincinnati	1	12	12.0	12	0	14	66	4.7	16	1	<i>INACTIVE</i>				
12/11	at Denver	0	0	0.0	--	0	13	70	5.4	10	0	<i>INACTIVE</i>				
12/18	at Houston	2	12	6.0	9	0	15	86	5.7	18	0	0	0	0.0	--	0
12/24	Seattle	0	0	0.0	--	0	14	58	4.1	8	0	0	0	0.0	--	0
01/01	Denver	0	0	0.0	--	0	9	31	3.4	6	1	0	0	0.0	--	0
01/07	at Las Vegas	<i>INACTIVE</i>					8	64	8.0	31	1	3	26	8.7	14	1
<b>TOTALS</b>		<b>3</b>	<b>24</b>	<b>8.0</b>	<b>12</b>	<b>0</b>	<b>170</b>	<b>830</b>	<b>4.9</b>	<b>31</b>	<b>5</b>	<b>5</b>	<b>59</b>	<b>11.8</b>	<b>32</b>	<b>1</b>

RUSHING:		MARQUEZ VALDES-SCANTLING				
DATE	OPP.	NO.	YDS	AVG	LG	TD
09/11	at Arizona	1	-3	-3.0	-3	0
09/15	L.A. Chargers	0	0	0.0	--	0
09/25	at Indianapolis	0	0	0.0	--	0
10/02	at Tampa Bay	0	0	0.0	--	0
10/10	Las Vegas	0	0	0.0	--	0
10/16	Buffalo	0	0	0.0	--	0
10/23	at San Francisco	0	0	0.0	--	0
11/06	Tennessee	0	0	0.0	--	0
11/13	Jacksonville	0	0	0.0	--	0
11/20	at L.A. Chargers	0	0	0.0	--	0
11/27	L.A. Rams	0	0	0.0	--	0
12/04	at Cincinnati	0	0	0.0	--	0
12/11	at Denver	0	0	0.0	--	0
12/18	at Houston	0	0	0.0	--	0
12/24	Seattle	0	0	0.0	--	0
01/01	Denver	0	0	0.0	--	0
01/07	at Las Vegas	0	0	0.0	--	0
<b>TOTALS</b>		<b>1</b>	<b>-3</b>	<b>-3.0</b>	<b>-3</b>	<b>0</b>

# INDIVIDUAL GXG STATS: RECEIVING

## 2022 REGULAR SEASON INDIVIDUAL GAME-BY-GAME STATS

RECEIVING:		BLAKE BELL					MICHAEL BURTON					CLYDE EDWARDS-HELAIRE				
DATE	OPP.	NO.	YDS	AVG	LG	TD	NO.	YDS	AVG	LG	TD	NO.	YDS	AVG	LG	TD
09/11	at Arizona		RESERVE/INJURED				0	0	0.0	--	0	3	32	10.7	25	2
09/15	L.A. Chargers		RESERVE/INJURED				1	2	2.0	2	0	4	44	11.0	21	0
09/25	at Indianapolis		RESERVE/INJURED				0	0	0.0	--	0	5	39	7.8	16	0
10/02	at Tampa Bay		RESERVE/INJURED				0	0	0.0	--	0	1	2	2.0	2t	1
10/10	Las Vegas		RESERVE/INJURED				0	0	0.0	--	0	3	20	6.7	10	0
10/16	Buffalo		RESERVE/INJURED				0	0	0.0	--	0	0	0	0.0	--	0
10/23	at San Francisco		RESERVE/INJURED				0	0	0.0	--	0	0	0	0.0	--	0
11/06	Tennessee		RESERVE/INJURED				1	9	9.0	9	0	1	14	14.0	14	0
11/13	Jacksonville		RESERVE/INJURED				0	0	0.0	--	0	0	0	0.0	--	0
11/20	at L.A. Chargers		RESERVE/INJURED				0	0	0.0	--	0	0	0	0.0	--	0
11/27	L.A. Rams		RESERVE/INJURED				0	0	0.0	--	0	RESERVE/INJURED				
12/04	at Cincinnati		RESERVE/INJURED				0	0	0.0	--	0	RESERVE/INJURED				
12/11	at Denver		RESERVE/INJURED				0	0	0.0	--	0	RESERVE/INJURED				
12/18	at Houston		RESERVE/INJURED				0	0	0.0	--	0	RESERVE/INJURED				
12/24	Seattle	0	0	0.0	--	0	0	0.0	--	0	RESERVE/INJURED					
01/01	Denver	1	17	17.0	17t	1	0	0	0.0	--	0	RESERVE/INJURED				
01/07	at Las Vegas	1	3	3.0	3	0	0	0	0.0	--	0	RESERVE/INJURED				
<b>TOTALS</b>		<b>2</b>	<b>20</b>	<b>10.0</b>	<b>17T</b>	<b>1</b>	<b>2</b>	<b>11</b>	<b>5.5</b>	<b>9</b>	<b>0</b>	<b>17</b>	<b>151</b>	<b>8.9</b>	<b>25</b>	<b>3</b>

RECEIVING:		JODY FORTSON					NOAH GRAY					MECOLE HARDMAN				
DATE	OPP.	NO.	YDS	AVG	LG	TD	NO.	YDS	AVG	LG	TD	NO.	YDS	AVG	LG	TD
09/11	at Arizona	1	1	1.0	1t	1	1	10	10.0	10	0	3	16	5.3	8	1
09/15	L.A. Chargers	0	0	0.0	--	0	2	12	6.0	11	0	3	49	16.3	30	0
09/25	at Indianapolis	0	0	0.0	--	0	1	26	26.0	26	0	1	2	2.0	2	0
10/02	at Tampa Bay	1	10	10.0	10t	1	0	0	0.0	--	0	1	4	4.0	4	0
10/10	Las Vegas	0	0	0.0	--	0	1	7	7.0	7	0	4	73	18.3	36	0
10/16	Buffalo	0	0	0.0	--	0	3	13	4.3	7	0	3	42	14.0	26	1
10/23	at San Francisco	1	8	8.0	8	0	1	10	10.0	10	0	4	32	8.0	18	1
11/06	Tennessee		INACTIVE				3	45	15.0	27	0	6	79	13.2	33	1
11/13	Jacksonville	1	6	6.0	6	0	2	20	10.0	13t	1	INACTIVE				
11/20	at L.A. Chargers	2	51	25.5	40	0	2	15	7.5	12	0	RESERVE/INJURED				
11/27	L.A. Rams	2	26	13.0	21	0	2	16	8.0	9	0	RESERVE/INJURED				
12/04	at Cincinnati	1	6	6.0	6	0	1	15	15.0	15	0	RESERVE/INJURED				
12/11	at Denver	0	0	0.0	--	0	3	45	15.0	25	0	RESERVE/INJURED				
12/18	at Houston	0	0	0.0	--	0	3	31	10.3	13	0	RESERVE/INJURED				
12/24	Seattle		RESERVE/INJURED				1	8	8.0	8	0	RESERVE/INJURED				
01/01	Denver		RESERVE/INJURED				1	12	12.0	12	0	RESERVE/INJURED				
01/07	at Las Vegas		RESERVE/INJURED				1	14	14.0	14	0	INACTIVE				
<b>TOTALS</b>		<b>9</b>	<b>108</b>	<b>12.0</b>	<b>40</b>	<b>2</b>	<b>28</b>	<b>299</b>	<b>10.7</b>	<b>27</b>	<b>1</b>	<b>25</b>	<b>297</b>	<b>11.9</b>	<b>36</b>	<b>4</b>

RECEIVING:		RONALD JONES II					TRAVIS KELCE					PATRICK MAHOMES				
DATE	OPP.	NO.	YDS	AVG	LG	TD	NO.	YDS	AVG	LG	TD	NO.	YDS	AVG	LG	TD
09/11	at Arizona		INACTIVE				8	121	15.1	35	1	0	0	0.0	--	0
09/15	L.A. Chargers		INACTIVE				5	51	10.2	19	0	0	0	0.0	--	0
09/25	at Indianapolis		INACTIVE				4	58	14.5	29	1	0	0	0.0	--	0
10/02	at Tampa Bay		INACTIVE				9	92	10.2	22	1	0	0	0.0	--	0
10/10	Las Vegas		INACTIVE				7	25	3.6	8t	4	0	0	0.0	--	0
10/16	Buffalo		INACTIVE				8	108	13.5	25	0	0	0	0.0	--	0
10/23	at San Francisco		INACTIVE				6	98	16.3	27	0	0	0	0.0	--	0
11/06	Tennessee		INACTIVE				10	106	10.6	23	0	0	0	0.0	--	0
11/13	Jacksonville		INACTIVE				6	81	13.5	46	1	0	0	0.0	--	0
11/20	at L.A. Chargers		INACTIVE				6	115	19.2	34	3	0	0	0.0	--	0
11/27	L.A. Rams	1	22	22.0	22	0	4	57	14.3	39t	1	0	0	0.0	--	0
12/04	at Cincinnati	0	0	0.0	--	0	4	56	14.0	19	0	0	0	0.0	--	0
12/11	at Denver		DID NOT PLAY				4	71	17.8	37	0	0	0	0.0	--	0
12/18	at Houston	0	0	0.0	--	0	10	105	10.5	18	0	0	0	0.0	--	0
12/24	Seattle	0	0	0.0	--	0	6	113	18.8	52	0	0	0	0.0	--	0
01/01	Denver	0	0	0.0	--	0	7	43	6.1	12	0	1	6	6.0	6	0
01/07	at Las Vegas	0	0	0.0	--	0	6	38	6.3	15	0	0	0	0.0	--	0
<b>TOTALS</b>		<b>1</b>	<b>22</b>	<b>22.0</b>	<b>22</b>	<b>0</b>	<b>110</b>	<b>1,338</b>	<b>12.2</b>	<b>52</b>	<b>12</b>	<b>1</b>	<b>6</b>	<b>6.0</b>	<b>6</b>	<b>0</b>

# INDIVIDUAL GXG STATS: RECEIVING

RECEIVING:		JERICK MCKINNON					SKYY MOORE					ISIAH PACHECO				
DATE	OPP.	NO.	YDS	AVG	LG	TD	NO.	YDS	AVG	LG	TD	NO.	YDS	AVG	LG	TD
09/11	at Arizona	3	27	9.0	18	0	1	30	30.0	30	0	0	0	0.0	--	0
09/15	L.A. Chargers	2	4	2.0	9t	1	0	0	0.0	--	0	0	0	0.0	--	0
09/25	at Indianapolis	0	0	0.0	--	0	0	0	0.0	--	0	0	0	0.0	--	0
10/02	at Tampa Bay	1	1	1.0	1	0	2	31	15.5	16	0	0	0	0.0	--	0
10/10	Las Vegas	2	19	9.5	12	0	2	15	7.5	8	0	0	0	0.0	--	0
10/16	Buffalo	3	29	9.7	19	0	1	24	24.0	24	0	2	9	4.5	12	0
10/23	at San Francisco	2	36	18.0	34	0	0	0	0.0	--	0	0	0	0.0	--	0
11/06	Tennessee	6	40	6.7	16	0	0	0	0.0	--	0	1	4	4.0	4	0
11/13	Jacksonville	6	56	9.3	19	0	1	6	6.0	6	0	0	0	0.0	--	0
11/20	at L.A. Chargers	1	0	0.0	--	0	5	63	12.6	18	0	0	0	0.0	--	0
11/27	L.A. Rams	3	26	8.7	11	0	5	36	7.2	18	0	1	17	17.0	17	0
12/04	at Cincinnati	2	9	4.5	7	1	0	0	0.0	--	0	2	16	8.0	16	0
12/11	at Denver	7	112	16.0	56t	2	1	7	7.0	7	0	3	23	7.7	17	0
12/18	at Houston	8	70	8.8	21	1	0	0	0.0	--	0	1	11	11.0	11	0
12/24	Seattle	3	31	10.3	16	1	1	5	5.0	5	0	1	32	32.0	32	0
01/01	Denver	5	52	10.4	28	2	3	33	11.0	18	0	2	18	9.0	9	0
01/07	at Las Vegas	2	0	0.0	2t	1	INACTIVE					0	0	0.0	--	0
<b>TOTALS</b>		<b>56</b>	<b>512</b>	<b>9.1</b>	<b>56T</b>	<b>9</b>	<b>22</b>	<b>250</b>	<b>11.4</b>	<b>30</b>	<b>0</b>	<b>13</b>	<b>130</b>	<b>10.0</b>	<b>32</b>	<b>0</b>

RECEIVING:		JUJU SMITH-SCHUSTER					KADARIUS TONEY					MARQUEZ VALDES-SCANTLING				
DATE	OPP.	NO.	YDS	AVG	LG	TD	NO.	YDS	AVG	LG	TD	NO.	YDS	AVG	LG	TD
09/11	at Arizona	6	79	13.2	20	0	Giants					4	44	11.0	17	0
09/15	L.A. Chargers	3	10	3.3	4	0	Giants					2	13	6.5	7	0
09/25	at Indianapolis	5	89	17.8	53	0	Giants					4	48	12.0	24	0
10/02	at Tampa Bay	5	46	9.2	19	0	Giants					3	63	21.0	36	0
10/10	Las Vegas	3	33	11.0	13	0	Giants					6	90	15.0	23	0
10/16	Buffalo	5	113	22.6	42t	1	Giants					0	0	0.0	--	0
10/23	at San Francisco	7	124	17.7	45t	1	Giants					3	111	37.0	57	0
11/06	Tennessee	10	88	8.8	17	0	2	12	6.0	10	0	1	12	12.0	12	0
11/13	Jacksonville	2	33	16.5	25	0	4	57	14.3	23	1	3	60	20.0	36	1
11/20	at L.A. Chargers	INACTIVE					0	0	0.0	--	0	1	18	18.0	18	0
11/27	L.A. Rams	3	38	12.7	15	0	INACTIVE					4	56	14.0	23	0
12/04	at Cincinnati	3	35	11.7	18	0	INACTIVE					2	71	35.5	42	0
12/11	at Denver	9	74	8.2	20	1	INACTIVE					1	20	20.0	20	0
12/18	at Houston	10	88	8.8	19	0	1	5	5.0	5	0	3	26	8.7	15	1
12/24	Seattle	3	27	9.0	13	0	1	8	8.0	8t	1	0	0	0.0	--	0
01/01	Denver	2	21	10.5	11	0	4	71	17.8	38	0	2	28	14.0	22	0
01/07	at Las Vegas	2	35	17.5	28	0	2	18	9.0	10	0	3	27	9.0	13	0
<b>TOTALS</b>		<b>78</b>	<b>933</b>	<b>12.0</b>	<b>53</b>	<b>3</b>	<b>14</b>	<b>171</b>	<b>12.2</b>	<b>38</b>	<b>2</b>	<b>42</b>	<b>687</b>	<b>16.4</b>	<b>57</b>	<b>2</b>

RECEIVING:		JUSTIN WATSON				
DATE	OPP.	NO.	YDS	AVG	LG	TD
09/11	at Arizona	0	0	0.0	--	0
09/15	L.A. Chargers	2	50	25.0	41t	1
09/25	at Indianapolis	0	0	0.0	--	0
10/02	at Tampa Bay	0	0	0.0	--	0
10/10	Las Vegas	1	10	10.0	10	0
10/16	Buffalo	0	0	0.0	--	0
10/23	at San Francisco	1	4	4.0	4t	1
11/06	Tennessee	2	37	18.5	31	0
11/13	Jacksonville	1	12	12.0	12	0
11/20	at L.A. Chargers	3	67	22.3	29	0
11/27	L.A. Rams	2	26	13.0	14	0
12/04	at Cincinnati	1	15	15.0	15	0
12/11	at Denver	0	0	0.0	--	0
12/18	at Houston	0	0	0.0	--	0
12/24	Seattle	0	0	0.0	--	0
01/01	Denver	1	27	27.0	27	0
01/07	at Las Vegas	1	67	67.0	67	0
<b>TOTALS</b>		<b>15</b>	<b>315</b>	<b>21.0</b>	<b>67</b>	<b>2</b>

# INDIVIDUAL GXG STATS: PUNTING

## 2022 REGULAR SEASON INDIVIDUAL GAME-BY-GAME STATS

PUNTING:		TOMMY TOWNSEND							
DATE	OPP.	NO.	YDS	AVG	TB	IN 20	LG	NET	BLK
09/11	at Arizona	2	108	54.0	1	0	58	44.5	0
09/15	L.A. Chargers	6	333	55.5	1	3	74	49.3	0
09/25	at Indianapolis	3	170	56.7	0	2	65	53.3	0
10/02	at Tampa Bay	1	43	43.0	0	0	43	43.0	0
10/10	Las Vegas	3	145	48.3	0	1	60	47.3	0
10/16	Buffalo	3	173	57.7	0	1	60	55.7	0
10/23	at San Francisco	1	33	33.0	0	1	33	33.0	0
11/06	Tennessee	6	283	47.2	1	2	53	42.0	0
11/13	Jacksonville	2	91	45.5	0	1	51	36.0	0
11/20	at L.A. Chargers	2	92	46.0	0	0	50	46.0	0
11/27	L.A. Rams	1	49	49.0	0	1	49	49.0	0
12/04	at Cincinnati	1	55	55.0	0	0	55	45.0	0
12/11	at Denver	3	199	66.3	1	1	76	52.7	0
12/18	at Houston	4	193	48.3	0	2	57	42.5	0
12/24	Seattle	6	246	41.0	0	3	56	39.0	0
01/01	Denver	5	263	52.6	0	1	60	45.2	0
01/07	at Las Vegas	4	196	49.0	0	3	61	47.0	0
<b>TOTALS</b>		<b>53</b>	<b>2,672</b>	<b>50.4</b>	<b>4</b>	<b>22</b>	<b>76</b>	<b>45.6</b>	<b>0</b>



# INDIVIDUAL GXG STATS: FIELD GOALS

## 2022 REGULAR SEASON INDIVIDUAL GAME-BY-GAME STATS

FIELD GOALS:		HARRISON BUTKER									
DATE	OPP.	0-19	20-29	30-39	40-49	50+	TOTAL	FGM	FGA	PCT	LG
09/11	at Arizona	0/0	0/0	0/0	0/0	1/1	1/1	1	1	100.0%	54
09/15	L.A. Chargers	INACTIVE									
09/25	at Indianapolis	INACTIVE									
10/02	at Tampa Bay	INACTIVE									
10/10	Las Vegas	INACTIVE									
10/16	Buffalo	0/0	0/0	0/0	1/1	1/2	2/3	2	3	66.7%	62
10/23	at San Francisco	0/0	0/0	0/1	0/0	0/0	0/1	0	1	0.0%	0
11/06	Tennessee	0/0	2/2	0/0	0/1	0/0	2/3	2	3	66.7%	28
11/13	Jacksonville	0/0	0/0	0/0	0/0	0/0	0/0	0	0	0.0%	0
11/20	at L.A. Chargers	0/0	0/0	2/2	0/0	1/1	3/3	3	3	100.0%	52
11/27	L.A. Rams	0/0	3/3	1/1	0/0	0/0	4/4	4	4	100.0%	32
12/04	at Cincinnati	0/0	1/1	0/0	0/0	0/1	1/2	1	2	50.0%	26
12/11	at Denver	0/0	0/0	1/1	1/1	0/0	2/2	2	2	100.0%	45
12/18	at Houston	0/0	1/1	0/0	0/0	0/1	1/2	1	2	50.0%	27
12/24	Seattle	0/0	0/0	0/0	1/1	0/0	1/1	1	1	100.0%	47
01/01	Denver	0/0	0/0	0/0	0/0	0/1	0/1	0	1	0.0%	0
01/07	at Las Vegas	0/0	0/0	0/0	1/1	0/0	1/1	1	1	100.0%	44
<b>TOTALS</b>		<b>0/0</b>	<b>7/7</b>	<b>4/5</b>	<b>4/5</b>	<b>3/7</b>	<b>18/24</b>	<b>18</b>	<b>24</b>	<b>75.0%</b>	<b>62</b>

FIELD GOALS:		MATTHEW WRIGHT									
DATE	OPP.	0-19	20-29	30-39	40-49	50+	TOTAL	FGM	FGA	PCT	LG
09/11	at Arizona	NOT ON ROSTER									
09/15	L.A. Chargers	NOT ON ROSTER									
09/25	at Indianapolis	NOT ON ROSTER									
10/02	at Tampa Bay	0/0	0/0	1/1	1/1	0/0	2/2	2	2	100.0%	44
10/10	Las Vegas	0/0	0/0	0/0	0/1	1/1	1/2	1	2	50.0%	59
10/16	Buffalo	PRACTICE SQUAD									
10/23	at San Francisco	PRACTICE SQUAD									
11/06	Tennessee	PRACTICE SQUAD									
11/13	Jacksonville	Steelers									
11/20	at L.A. Chargers	Steelers									
11/27	L.A. Rams	Steelers									
12/04	at Cincinnati	Steelers									
12/11	at Denver	NOT ON ROSTER									
12/18	at Houston	NOT ON ROSTER									
12/24	Seattle	NOT ON ROSTER									
01/01	Denver	NOT ON ROSTER									
01/07	at Las Vegas	NOT ON ROSTER									
<b>TOTALS</b>		<b>0/0</b>	<b>0/0</b>	<b>1/1</b>	<b>1/2</b>	<b>1/1</b>	<b>3/4</b>	<b>3</b>	<b>4</b>	<b>75.0%</b>	<b>59</b>

FIELD GOALS:		MATT AMMENDOLA									
DATE	OPP.	0-19	20-29	30-39	40-49	50+	TOTAL	FGM	FGA	PCT	LG
09/11	at Arizona	--									
09/15	L.A. Chargers	1/1	0/0	1/1	0/0	0/0	2/2	2	2	100.0%	31
09/25	at Indianapolis	0/0	1/1	0/1	0/0	0/0	1/2	1	2	50.0%	26
10/02	at Tampa Bay	NOT ON ANY TEAM									
10/10	Las Vegas	Cardinals									
10/16	Buffalo	Cardinals									
10/23	at San Francisco	NOT ON ROSTER									
11/06	Tennessee	NOT ON ROSTER									
11/13	Jacksonville	NOT ON ROSTER									
11/20	at L.A. Chargers	NOT ON ROSTER									
11/27	L.A. Rams	NOT ON ROSTER									
12/04	at Cincinnati	Cardinals									
12/11	at Denver	NOT ON ROSTER									
12/18	at Houston	NOT ON ROSTER									
12/24	Seattle	NOT ON ROSTER									
01/01	Denver	NOT ON ROSTER									
01/07	at Las Vegas	NOT ON ROSTER									
<b>TOTALS</b>		<b>1/1</b>	<b>1/1</b>	<b>1/2</b>	<b>0/0</b>	<b>0/0</b>	<b>3/4</b>	<b>3</b>	<b>4</b>	<b>75.0%</b>	<b>31</b>

# INDIVIDUAL GXG STATS: DEFENSIVE

## 2022 REGULAR SEASON INDIVIDUAL DEFENSIVE GAME-BY-GAME STATS

DATE	OPP.	NICK BOLTON							DEON BUSH							LEO CHENAL																							
		S	A	TK	TFL	TFLY	SK	SKY	INT	FR	FF	PR	PD	S	A	TK	TFL	TFLY	SK	SKY	INT	FR	FF	PR	PD	S	A	TK	TFL	TFLY	SK	SKY	INT	FR	FF	PR	PD		
09/11	at Arizona	8	2	10	1	1	0.0	0.0	0	0	0	0	0	2	0	2	0	0	0.0	0.0	0	0	0	0	0	0	0	0	0	0	0	0	0	0	0	0	0	0	0
09/15	L.A. Chargers	5	5	10	0	0	0.0	0.0	0	0	0	0	0	0	0	0	0	0	0.0	0.0	0	0	0	0	0	1	1	2	0	0	0.0	0.0	0	0	0	0	0	1	0
09/25	at Indianapolis	6	3	9	1	11	2.0	19.0	0	0	0	2	0	0	0	0	0	0	0.0	0.0	0	0	0	0	0	0	0	0	0	0	0.0	0.0	0	0	0	0	0	0	0
10/02	at Tampa Bay	6	3	9	1	2	0.0	0.0	0	0	0	0	0	0	0	0	0	0	0.0	0.0	0	0	0	0	0	0	0	0	0	0.0	0.0	0	0	0	0	0	0	0	0
10/10	Las Vegas	7	2	9	0	0	0.0	0.0	0	0	0	1	0	0	1	1	0	0	0.0	0.0	0	0	0	0	0	2	1	3	0	0	0.0	0.0	0	0	0	0	0	0	0
10/16	Buffalo	9	4	13	2	2	0.0	0.0	0	0	0	0	0	0	0	0	0	0	0.0	0.0	0	0	0	0	0	0	2	2	0	0	0.0	0.0	0	0	0	0	0	0	
10/23	at San Francisco	7	3	10	1	1	0.0	0.0	0	0	0	1	0	1	0	1	0	0	0.0	0.0	0	0	0	0	0	1	0	1	0	0	0.0	0.0	0	0	0	0	0	0	0
11/06	Tennessee	1	2	3	1	4	0.0	0.0	0	0	0	0	0	0	0	0	0	0	0.0	0.0	0	0	0	0	0	1	1	2	0	0	0.0	0.0	0	0	0	0	0	0	
11/13	Jacksonville	5	3	8	1	0	0.0	0.0	0	0	0	0	0	0	0	0	0	0	0.0	0.0	0	0	0	0	0	1	1	2	1	1	1.0	1.0	0	0	0	1	0	0	
11/20	at L.A. Chargers	10	4	14	0	0	0.0	0.0	1	0	1	0	1	0	0	0	0	0	0.0	0.0	0	0	0	0	1	0	2	2	0	0	0.0	0.0	0	0	0	1	0	0	
11/27	L.A. Rams	8	3	11	1	1	0.0	0.0	1	0	0	0	1	0	0	0	0	0	0.0	0.0	0	0	0	0	0	0	0	0	0	0.0	0.0	0	0	0	0	0	0	0	
12/04	at Cincinnati	8	8	16	0	0	0.0	0.0	0	0	0	0	0	INACTIVE							0	0	0	0	0	0	0	0	0	0	0	0	0	0	0	0	0	0	
12/11	at Denver	4	4	8	0	0	0.0	0.0	0	0	0	1	0	0	0	0	0	0	0.0	0.0	0	0	0	0	0	1	1	2	0	0	0.0	0.0	0	0	0	0	0	0	0
12/18	at Houston	4	3	7	0	0	0.0	0.0	0	0	0	2	0	0	0	0	0	0	0.0	0.0	0	0	0	0	0	4	1	5	1	1	0.0	0.0	0	0	0	0	0	0	0
12/24	Seattle	8	10	18	0	0	0.0	0.0	0	0	0	0	0	0	0	0	0	0	0.0	0.0	0	0	0	0	0	0	1	1	0	0	0.0	0.0	0	0	0	0	0	0	
01/01	Denver	4	5	9	0	0	0.0	0.0	0	0	0	0	1	0	0	0	0	0	0.0	0.0	0	0	0	0	1	2	3	0	0	0.0	0.0	0	0	0	0	0	0	0	
01/07	at Las Vegas	8	8	16	0	0	0.0	0.0	0	0	0	0	0	0	0	0	0	0	0.0	0.0	0	0	0	0	0	4	0	4	1	1	0.0	0.0	0	0	0	0	0	0	0
<b>TOTALS</b>		<b>108</b>	<b>72</b>	<b>180</b>	<b>9</b>	<b>22</b>	<b>2.0</b>	<b>19.0</b>	<b>2</b>	<b>0</b>	<b>1</b>	<b>7</b>	<b>3</b>	<b>3</b>	<b>1</b>	<b>4</b>	<b>0</b>	<b>0</b>	<b>0.0</b>	<b>0.0</b>	<b>0</b>	<b>0</b>	<b>0</b>	<b>0</b>	<b>0</b>	<b>16</b>	<b>13</b>	<b>29</b>	<b>3</b>	<b>3</b>	<b>1.0</b>	<b>1.0</b>	<b>0</b>	<b>0</b>	<b>0</b>	<b>3</b>	<b>0</b>		

DATE	OPP.	FRANK CLARK							BRYAN COOK							MIKE DANNA																									
		S	A	TK	TFL	TFLY	SK	SKY	INT	FR	FF	PR	PD	S	A	TK	TFL	TFLY	SK	SKY	INT	FR	FF	PR	PD	S	A	TK	TFL	TFLY	SK	SKY	INT	FR	FF	PR	PD				
09/11	at Arizona	1	0	1	0	0	0.0	0.0	0	0	0	0	0	1	0	1	0	0	0.0	0.0	0	0	0	0	0	0	2	2	0	0	0.0	0.0	0	0	0	0	0	0	0		
09/15	L.A. Chargers	1	1	2	0	0	0.0	0.0	0	0	0	1	0	1	0	1	0	0	0.0	0.0	0	0	0	0	0	0	0	0	0	0	0.0	0.0	0	0	0	0	0	1	0		
09/25	at Indianapolis	1	2	3	1	11	1.0	11.0	0	0	0	1	0	0	1	1	0	0	0.0	0.0	0	0	0	0	INACTIVE							0	0	0	0	0	0	0	0	1	0
10/02	at Tampa Bay	0	1	1	0	0	0.0	0.0	0	0	0	0	0	2	3	5	0	0	0.0	0.0	0	0	0	1	1	INACTIVE							0	0	0	0	0	0	0	0	0
10/10	Las Vegas	1	1	2	1	7	0.5	3.5	0	0	0	2	0	0	2	2	0	0	0.0	0.0	0	0	0	0	INACTIVE							0	0	0	0	0	0	0	0	0	
10/16	Buffalo	3	1	4	1	0	0.0	0.0	0	0	0	1	0	INACTIVE							0	0	0	0	0	0	0	0	0	0	0	0.0	0.0	0	0	0	0	0	0		
10/23	at San Francisco	1	1	2	1	6	1.5	7.5	0	0	0	2	0	0	0	0	0	0	0.0	0.0	0	0	0	0	INACTIVE							0	0	0	0	0	0	0	0	0	
11/06	Tennessee	RESERVE/LEAGUE SUSP.											1	0	1	0	0	0.0	0.0	0	0	0	0	0	0	0	4	4	0	0	0.0	0.0	0	0	0	0	0				
11/13	Jacksonville	RESERVE/LEAGUE SUSP.											2	0	2	0	0	0.0	0.0	0	0	0	0	0	1	2	3	0	0	0.0	0.0	0	0	0	0	0	0	0			
11/20	at L.A. Chargers	2	0	2	0	0	0.0	0.0	0	1	0	1	0	3	0	3	0	0	0.0	0.0	0	0	0	0	0	3	1	4	2	17	2.0	17.0	0	0	0	0	2	0			
11/27	L.A. Rams	3	3	6	0	0	0.0	0.0	0	0	0	1	1	2	0	2	1	5	1.0	5.0	0	0	0	0	1	3	4	0	0	0.0	0.0	0	0	0	0	2	0				
12/04	at Cincinnati	1	2	3	0	0	0.0	0.0	0	0	0	0	0	0	0	0	0	0	0.0	0.0	0	0	0	0	0	0	0	0	0	0.0	0.0	0	0	0	0	0	0	0			
12/11	at Denver	1	0	1	1	6	1.0	6.0	0	0	0	2	0	1	0	1	0	0	0.0	0.0	0	0	0	0	1	2	3	1	9	1.0	9.0	0	0	0	1	0	0				
12/18	at Houston	3	2	5	1	4	1.0	4.0	0	0	1	0	0	1	0	1	0	0	0.0	0.0	0	0	0	0	0	0	2	2	0	0	0.0	0.0	0	0	0	0	1	0			
12/24	Seattle	2	0	2	2	1	0.0	0.0	0	0	0	0	0	3	1	4	0	0	0.0	0.0	0	0	0	1	0	1	2	3	0	0	0.0	0.0	0	0	0	0	0	0			
01/01	Denver	4	0	4	0	0	0.0	0.0	0	0	0	1	0	1	1	2	0	0	0.0	0.0	0	0	0	1	0	0	0	0	0	0.0	0.0	0	0	0	0	1	0				
01/07	at Las Vegas	1	0	1	0	0	0.0	0.0	0	0	0	1	0	1	0	1	0	0	0.0	0.0	0	0	0	0	0	2	1	3	0	0	2.0	8.0	0	0	2	2	0				
<b>TOTALS</b>		<b>25</b>	<b>14</b>	<b>39</b>	<b>8</b>	<b>35</b>	<b>5.0</b>	<b>32.0</b>	<b>0</b>	<b>1</b>	<b>1</b>	<b>13</b>	<b>1</b>	<b>19</b>	<b>8</b>	<b>27</b>	<b>1</b>	<b>5</b>	<b>1.0</b>	<b>5.0</b>	<b>0</b>	<b>0</b>	<b>2</b>	<b>2</b>	<b>9</b>	<b>19</b>	<b>28</b>	<b>3</b>	<b>26</b>	<b>5.0</b>	<b>34.0</b>	<b>0</b>	<b>0</b>	<b>2</b>	<b>10</b>	<b>0</b>					

DATE	OPP.	CARLOS DUNLAP II							RASHAD FENTON							WILLIE GAY																						
		S	A	TK	TFL	TFLY	SK	SKY	INT	FR	FF	PR	PD	S	A	TK	TFL	TFLY	SK	SKY	INT	FR	FF	PR	PD	S	A	TK	TFL	TFLY	SK	SKY	INT	FR	FF	PR	PD	
09/11	at Arizona	3	1	4	1	11	1.0	11.0	0	0	0	1	0	4	1	5	0	0	0.0	0.0	0	0	0	0	1	2	3	5	0	0	0.0	0.0	0	0	0	0	0	0
09/15	L.A. Chargers	2	1	3	0	0	0.0	0.0	0	0	0	1	0																									

# INDIVIDUAL GXG STATS: DEFENSIVE

DATE	OP	P.	DARIUS HARRIS						MALIK HERRING						CHRIS JONES																												
			S	A	TK	TFL	LY	SK	Y	INT	FR	FF	PR	PD	S	A	TK	TFL	LY	SK	Y	INT	FR	FF	PR	PD																	
09/11	at	Arizona	1	0	1	0	0	0.0	0.0	0	0	0	0	0	0	INACTIVE						1	0	1	0	0	0.0	0.0	0	0	1	0	1										
09/15	L.A.	Chargers	1	0	1	0	0	0.0	0.0	0	0	0	0	0	0	INACTIVE						3	0	3	3	8	2.0	8.0	0	0	0	2	1										
09/25	at	Indianapolis	6	7	13	1	0	0.0	0.0	0	0	0	0	0	0	0	2	2	0	0	0.0	0.0	0	0	0	0	0	0	0	0	0	1	1	2	1	0	0.0	0.0	0	0	0	1	0
10/02	at	Tampa Bay	0	0	0	0	0	0.0	0.0	0	0	0	0	0	0	0	0	0	0	0.0	0.0	0	0	0	0	0	0	0	0	0	1	0	1	0	0.0	0.0	0	1	0	1	0		
10/10	Las Vegas	10	8	2	10	1	11	1.0	11.0	0	0	0	0	1	0	1	0	1	0	0.0	0.0	0	0	0	0	0	0	0	0	0	0	0	0	0.0	0.0	0	0	0	0	0	2	0	
10/16	Buffalo	16	4	2	6	1	2	0.0	0.0	0	1	0	0	1	0	0	0	0	0	0.0	0.0	0	0	0	0	0	0	0	0	2	1	3	1	11	1.0	11.0	0	0	0	1	1		
10/23	at	San Francisco	0	0	0	0	0	0.0	0.0	0	0	0	0	0	0	0	1	1	0	0	0.0	0.0	0	1	0	0	0	0	2	1	3	1	8	2.0	13.0	0	0	1	1	0			
11/06	Tennessee	06	0	0	0	0	0	0.0	0.0	0	0	0	0	0	0	0	1	1	0	0	0.0	0.0	0	0	0	0	0	0	0	2	2	0	0	0.5	2.5	0	0	0	1	0			
11/13	Jacksonville	13	0	1	1	0	0	0.0	0.0	0	0	0	0	0	0	0	1	1	0	0	0.0	0.0	0	0	0	0	0	0	1	1	2	1	8	1.5	12.5	0	0	0	2	0			
11/20	at	L.A. Chargers	0	0	0	0	0	0.0	0.0	0	0	0	0	0	0	INACTIVE						5	0	5	3	9	2.0	7.0	0	0	0	4	0										
11/27	L.A.	Rams	0	1	1	0	0	0.0	0.0	0	0	0	0	0	0	INACTIVE						1	0	1	1	9	1.0	9.0	0	0	0	1	0										
12/04	at	Cincinnati	1	0	1	0	0	0.0	0.0	0	0	0	0	0	0	INACTIVE						1	4	5	0	0	0.0	0.0	0	0	0	0	0										
12/11	at	Denver	0	3	3	0	0	0.5	7.0	0	0	0	0	1	0	INACTIVE						4	0	4	1	8	1.0	8.0	0	0	0	2	1										
12/18	at	Houston	1	0	1	0	0	0.0	0.0	0	0	0	0	0	0	INACTIVE						0	0	0	0	0	0.0	0.0	0	0	0	0	0										
12/24	Seattle	24	0	0	0	0	0	0.0	0.0	0	0	0	0	0	INACTIVE						2	2	4	2	8	1.0	6.0	0	0	0	4	0											
01/01	Denver	01	1	1	2	0	0	0.0	0.0	0	0	0	0	0	INACTIVE						3	0	3	1	9	1.0	9.0	0	0	0	1	0											
01/07	at	Las Vegas	0	1	1	0	0	0.0	0.0	0	0	0	0	0	INACTIVE						3	2	5	2	16	2.5	19.5	0	0	0	6	0											
<b>TOTALS</b>			<b>23</b>	<b>18</b>	<b>41</b>	<b>3</b>	<b>13</b>	<b>1.5</b>	<b>18.0</b>	<b>0</b>	<b>1</b>	<b>0</b>	<b>2</b>	<b>1</b>	<b>1</b>	<b>5</b>	<b>6</b>	<b>0</b>	<b>0</b>	<b>0.0</b>	<b>0.0</b>	<b>0</b>	<b>1</b>	<b>0</b>	<b>0</b>	<b>0</b>	<b>0</b>	<b>30</b>	<b>14</b>	<b>44</b>	<b>17</b>	<b>94</b>	<b>15.5</b>	<b>105.5</b>	<b>0</b>	<b>1</b>	<b>2</b>	<b>29</b>	<b>4</b>				



# INDIVIDUAL GXG STATS: DEFENSIVE

DATE	JAYLEN WATSON								TERSHAWN WHARTON						BRANDON WILLIAMS																									
	S	A	TK	TF	SK	INT	FR	FF	PR	PD	S	A	TK	TF	SK	INT	FR	FF	PR	PD	S	A	TK	TF	SK	INT	FR	FF	PR	PD										
09/11	at	Arizona	0	0	0	0	0	0.0	0.0	0	0	0	0	0	0	0	0	0	0	1	1	0	1	1	8	1.0	8.0	0	0	0	2	0								
09/15	L.A.	Chargers	3	1	4	0	0	0.0	0.0	1	0	0	0	0	1	0	3	3	0	0	0	0	0	0	0	0	0	0	0	0	0									
09/25	at	Indianapolis	6	1	7	1	1	0.0	0.0	0	0	0	0	0	0	1	2	0	2	0	0	0	0	0	0	0	0	0	0	0	0									
10/02	at	Tampa Bay	5	0	5	0	0	0.0	0.0	0	0	0	0	0	1	1	1	2	0	0	0	0	0	0	0	0	0	0	0	2	0									
10/10	Las Vegas		1	1	2	0	0	0.0	0.0	0	0	0	0	0	0	0	0	0	0	0	0	0	0	0	0	0	0	0	0	0	0									
10/16	Bufalo		5	1	6	0	0	0.0	0.0	0	0	0	0	0	0	RESERVE/INJURED																								
10/23	at	San Francisco	4	2	6	0	0	0.0	0.0	0	0	0	0	0	0	RESERVE/INJURED																								
11/06	Tennessee		0	0	0	0	0	0.0	0.0	0	0	0	0	0	1	RESERVE/INJURED																								
11/13	Jacksonville		1	0	1	0	0	0.0	0.0	0	0	0	0	0	0	RESERVE/INJURED																								
11/20	at	L.A. Chargers	2	0	2	1	2	0.0	0.0	0	0	0	0	0	0	RESERVE/INJURED																								
11/27	L.A.	Rams	0	0	0	0	0	0.0	0.0	0	0	0	0	0	0	RESERVE/INJURED																								
12/04	at	Cincinnati	DID NOT PLAY								RESERVE/INJURED						PRACTICE SQUAD																							
12/11	at	Denver	1	2	3	0	0	0.0	0.0	0	0	0	0	0	0	RESERVE/INJURED						0	1	1	0	0	0.5	7.0	0	0	0	2	0							
12/18	at	Houston	0	0	0	0	0	0.0	0.0	0	0	0	0	0	1	RESERVE/INJURED						0	0	0	0	0	0.0	0.0	0	0	0	0	0							
12/24	Sea	Titl	2	0	2	1	1	0.0	0.0	0	0	0	0	0	0	RESERVE/INJURED						1	0	1	1	0	0.0	0.0	0	0	0	0	0							
01/01	De	nver	6	1	7	0	0	0.0	0.0	0	0	0	0	0	0	RESERVE/INJURED						0	0	0	0	0	0.0	0.0	0	0	0	0	0							
01/07	at	Las Vegas	1	0	1	0	0	0.0	0.0	0	0	0	0	0	0	RESERVE/INJURED						0	0	0	0	0	0.0	0.0	0	0	0	0	0							
<b>TOTALS</b>			<b>37</b>	<b>9</b>	<b>46</b>	<b>3</b>	<b>4</b>	<b>0.0</b>	<b>0.0</b>	<b>1</b>	<b>0</b>	<b>0</b>	<b>0</b>	<b>0</b>	<b>6</b>	<b>4</b>	<b>4</b>	<b>8</b>	<b>1</b>	<b>8</b>	<b>1.0</b>	<b>8.0</b>	<b>0</b>	<b>0</b>	<b>0</b>	<b>0</b>	<b>4</b>	<b>0</b>	<b>1</b>	<b>1</b>	<b>2</b>	<b>1</b>	<b>0</b>	<b>0.5</b>	<b>7.0</b>	<b>0</b>	<b>0</b>	<b>0</b>	<b>2</b>	<b>0</b>

# INDIVIDUAL GXG STATS: DEFENSIVE

		JOSHUA WILLIAMS											
DATE	OPP.	S	A	TK	TFL	TFLY	SK	SKY	INT	FR	FF	PR	PD
09/11	at Arizona	1	0	1	0	0	0.0	0.0	0	0	0	0	0
09/15	L.A. Chargers	0	0	0	0	0	0.0	0.0	0	0	0	0	0
09/25	at Indianapolis	0	0	0	0	0	0.0	0.0	0	0	0	0	0
10/02	at Tampa Bay	0	0	0	0	0	0.0	0.0	0	0	0	0	0
10/10	Las Vegas	0	0	0	0	0	0.0	0.0	0	0	0	0	0
10/16	Buffalo	6	3	9	0	0	0.0	0.0	0	0	0	0	1
10/23	at San Francisco	1	0	1	0	0	0.0	0.0	1	0	0	0	3
11/06	Tennessee	2	0	2	1	2	0.0	0.0	0	0	0	0	0
11/13	Jacksonville	4	0	4	0	0	0.0	0.0	0	0	0	0	0
11/20	at L.A. Chargers	4	2	6	0	0	0.0	0.0	0	0	0	0	0
11/27	L.A. Rams	1	1	2	0	0	0.0	0.0	0	0	0	0	1
12/04	at Cincinnati	6	1	7	0	0	0.0	0.0	0	0	0	0	0
12/11	at Denver	1	3	4	0	0	0.0	0.0	0	0	0	0	0
12/18	at Houston	1	0	1	0	0	0.0	0.0	0	0	0	0	1
12/24	Seattle	1	1	2	0	0	0.0	0.0	0	0	0	0	1
01/01	Denver	0	0	0	0	0	0.0	0.0	0	0	0	0	0
01/07	at Las Vegas	0	0	0	0	0	0.0	0.0	0	0	0	0	0
<b>TOTALS</b>		<b>28</b>	<b>11</b>	<b>39</b>	<b>1</b>	<b>2</b>	<b>0.0</b>	<b>0.0</b>	<b>1</b>	<b>0</b>	<b>0</b>	<b>0</b>	<b>7</b>

# INDIVIDUAL GXG STATS: SPECIAL TEAMS

## 2022 REGULAR SEASON INDIVIDUAL SPECIAL TEAMS GAME-BY-GAME STATS

DATE	OPP.	MATT AMMENDOLA			DICAPRIO BOOTLE			MICHAEL BURTON			DEON BUSH		
		TKL	AST	TOT	TKL	AST	TOT	TKL	AST	TOT	TKL	AST	TOT
09/11	at Arizona		--					1	0	1	0	0	0
09/15	L.A. Chargers	0	0	0	0	1	1	0	1	1	0	0	0
09/25	at Indianapolis	1	0	1	PRACTICE SQUAD			0	1	1	0	0	0
10/02	at Tampa Bay	NOT ON ANY TEAM			PRACTICE SQUAD			0	0	0	0	0	0
10/10	Las Vegas	Cardinals			PRACTICE SQUAD			0	0	0	0	0	0
10/16	Buffalo	Cardinals			0	0	0	0	0	0	0	1	1
10/23	at San Francisco	NOT ON ROSTER			PRACTICE SQUAD			1	0	1	0	1	1
11/06	Tennessee	NOT ON ROSTER			PRACTICE SQUAD			0	0	0	2	1	3
11/13	Jacksonville	NOT ON ROSTER			PRACTICE SQUAD			1	0	1	0	0	0
11/20	at L.A. Chargers	NOT ON ROSTER			PRACTICE SQUAD			0	0	0	0	0	0
11/27	L.A. Rams	NOT ON ROSTER			PRACTICE SQUAD			0	0	0	1	0	1
12/04	at Cincinnati	Cardinals			PRACTICE SQUAD			1	0	1	INACTIVE		
12/11	at Denver	NOT ON ROSTER			PRACTICE SQUAD			0	0	0	0	0	0
12/18	at Houston	NOT ON ROSTER			PRACTICE SQUAD			0	1	1	0	0	0
12/24	Seattle	NOT ON ROSTER			PRACTICE SQUAD			0	0	0	0	1	1
01/01	Denver	NOT ON ROSTER			PRACTICE SQUAD			0	1	1	0	0	0
01/07	at Las Vegas	NOT ON ROSTER			PRACTICE SQUAD			0	0	0	0	0	0
<b>TOTALS</b>		<b>1</b>	<b>0</b>	<b>1</b>	<b>0</b>	<b>1</b>	<b>1</b>	<b>4</b>	<b>4</b>	<b>8</b>	<b>3</b>	<b>4</b>	<b>7</b>

DATE	OPP.	LEO CHENAL			JACK COCHRANE			BRYAN COOK			JODY FORTSON		
		TKL	AST	TOT	TKL	AST	TOT	TKL	AST	TOT	TKL	AST	TOT
09/11	at Arizona	0	0	0	PRACTICE SQUAD			0	0	0	0	0	0
09/15	L.A. Chargers	0	0	0	INACTIVE			0	0	0	0	0	0
09/25	at Indianapolis	0	0	0	0	0	0	0	0	0	1	0	1
10/02	at Tampa Bay	0	0	0	1	0	1	0	0	0	0	0	0
10/10	Las Vegas	0	0	0	0	1	1	0	0	0	0	0	0
10/16	Buffalo	0	0	0	1	1	2	INACTIVE			0	0	0
10/23	at San Francisco	0	0	0	0	0	0	1	0	1	0	0	0
11/06	Tennessee	0	0	0	0	1	1	1	1	2	INACTIVE		
11/13	Jacksonville	0	0	0	0	0	0	1	1	2	0	0	0
11/20	at L.A. Chargers	0	0	0	0	1	1	0	0	0	0	0	0
11/27	L.A. Rams	0	1	1	1	0	1	0	0	0	0	1	1
12/04	at Cincinnati	1	0	1	0	0	0	0	0	0	0	0	0
12/11	at Denver	0	0	0	0	0	0	0	1	1	0	0	0
12/18	at Houston	0	0	0	1	0	1	0	0	0	0	0	0
12/24	Seattle	1	0	1	1	0	1	0	0	0	RESERVE/INJURED		
01/01	Denver	1	1	2	0	0	0	0	0	0	RESERVE/INJURED		
01/07	at Las Vegas	0	1	1	0	0	0	0	0	0	RESERVE/INJURED		
<b>TOTALS</b>		<b>3</b>	<b>3</b>	<b>6</b>	<b>5</b>	<b>4</b>	<b>9</b>	<b>3</b>	<b>3</b>	<b>6</b>	<b>1</b>	<b>1</b>	<b>2</b>

DATE	OPP.	NOAH GRAY			MECOLE HARDMAN			DARIUS HARRIS			NAZEEH JOHNSON		
		TKL	AST	TOT	TKL	AST	TOT	TKL	AST	TOT	TKL	AST	TOT
09/11	at Arizona	0	0	0	0	0	0	0	0	0	PRACTICE SQUAD		
09/15	L.A. Chargers	0	0	0	0	0	0	0	0	0	PRACTICE SQUAD		
09/25	at Indianapolis	0	0	0	0	0	0	0	0	0	PRACTICE SQUAD		
10/02	at Tampa Bay	0	0	0	0	0	0	0	0	0	0	0	0
10/10	Las Vegas	0	0	0	0	0	0	0	0	0	0	0	0
10/16	Buffalo	0	0	0	0	0	0	0	0	0	0	0	0
10/23	at San Francisco	0	0	0	0	0	0	0	0	0	INACTIVE		
11/06	Tennessee	0	0	0	0	0	0	0	0	0	INACTIVE		
11/13	Jacksonville	0	0	0	INACTIVE			0	0	0	INACTIVE		
11/20	at L.A. Chargers	0	0	0	RESERVE/INJURED			0	0	0	1	0	1
11/27	L.A. Rams	0	0	0	RESERVE/INJURED			0	0	0	0	0	0
12/04	at Cincinnati	0	0	0	RESERVE/INJURED			0	0	0	0	0	0
12/11	at Denver	0	0	0	RESERVE/INJURED			0	0	0	2	0	2
12/18	at Houston	0	0	0	RESERVE/INJURED			0	1	1	0	1	1
12/24	Seattle	1	0	1	RESERVE/INJURED			0	0	0	0	1	1
01/01	Denver	0	0	0	RESERVE/INJURED			0	0	0	2	0	2
01/07	at Las Vegas	0	0	0	INACTIVE			0	1	1	0	1	1
<b>TOTALS</b>		<b>1</b>	<b>0</b>	<b>1</b>	<b>0</b>	<b>0</b>	<b>0</b>	<b>0</b>	<b>2</b>	<b>2</b>	<b>5</b>	<b>3</b>	<b>8</b>

# INDIVIDUAL GXG STATS: SPECIAL TEAMS

DATE	OPP.	CHRIS LAMMONS			ELIJAH LEE			JERICK MCKINNON			ISIAH PACHECO		
		TKL	AST	TOT	TKL	AST	TOT	TKL	AST	TOT	TKL	AST	TOT
09/11	at Arizona	0	0	0	PRACTICE SQUAD			0	0	0	0	0	0
09/15	L.A. Chargers	0	0	0	1	1	2	0	0	0	1	1	2
09/25	at Indianapolis	0	0	0	0	1	1	0	0	0	0	0	0
10/02	at Tampa Bay	0	1	1	PRACTICE SQUAD			0	0	0	0	0	0
10/10	Las Vegas	1	0	1	PRACTICE SQUAD			0	0	0	0	0	0
10/16	Buffalo	0	0	0	PRACTICE SQUAD			0	0	0	0	0	0
10/23	at San Francisco	0	0	0	PRACTICE SQUAD			0	0	0	0	0	0
11/06	Tennessee	0	1	1	PRACTICE SQUAD			0	0	0	0	0	0
11/13	Jacksonville	0	0	0	PRACTICE SQUAD			1	0	1	0	0	0
11/20	at L.A. Chargers	INACTIVE			PRACTICE SQUAD			0	0	0	0	0	0
11/27	L.A. Rams	0	0	0	PRACTICE SQUAD			0	0	0	0	0	0
12/04	at Cincinnati	0	0	0	PRACTICE SQUAD			1	0	1	0	0	0
12/11	at Denver	0	0	0	PRACTICE SQUAD			0	0	0	0	0	0
12/18	at Houston	0	1	1	PRACTICE SQUAD			0	0	0	0	0	0
12/24	Seattle	0	0	0	PRACTICE SQUAD			0	0	0	0	0	0
01/01	Denver	0	0	0	PRACTICE SQUAD			0	0	0	0	0	0
01/07	at Las Vegas	0	0	0	PRACTICE SQUAD			0	0	0	0	0	0
<b>TOTALS</b>		<b>1</b>	<b>3</b>	<b>4</b>	<b>1</b>	<b>2</b>	<b>3</b>	<b>2</b>	<b>0</b>	<b>2</b>	<b>1</b>	<b>1</b>	<b>2</b>

DATE	OPP.	JUSTIN REID			JAYLEN WATSON			JUSTIN WATSON			JOSHUA WILLIAMS		
		TKL	AST	TOT	TKL	AST	TOT	TKL	AST	TOT	TKL	AST	TOT
09/11	at Arizona	0	2	2	0	2	2	0	0	0	0	0	0
09/15	L.A. Chargers	0	0	0	0	0	0	0	0	0	0	0	0
09/25	at Indianapolis	0	0	0	0	0	0	0	0	0	0	0	0
10/02	at Tampa Bay	0	0	0	0	0	0	0	0	0	0	0	0
10/10	Las Vegas	0	0	0	0	0	0	0	0	0	0	0	0
10/16	Buffalo	0	0	0	0	0	0	0	0	0	0	0	0
10/23	at San Francisco	0	0	0	0	0	0	0	0	0	0	0	0
11/06	Tennessee	0	0	0	0	0	0	0	0	0	0	0	0
11/13	Jacksonville	0	0	0	0	0	0	0	0	0	0	0	0
11/20	at L.A. Chargers	0	0	0	0	0	0	0	0	0	1	0	1
11/27	L.A. Rams	0	0	0	0	0	0	0	0	0	0	0	0
12/04	at Cincinnati	0	0	0	DID NOT PLAY			0	0	0	0	0	0
12/11	at Denver	0	0	0	0	0	0	0	0	0	0	0	0
12/18	at Houston	0	0	0	0	0	0	0	0	0	0	0	0
12/24	Seattle	0	0	0	0	0	0	1	0	1	0	0	0
01/01	Denver	0	0	0	0	0	0	0	0	0	0	0	0
01/07	at Las Vegas	0	0	0	0	1	1	0	0	0	0	0	0
<b>TOTALS</b>		<b>0</b>	<b>2</b>	<b>2</b>	<b>0</b>	<b>3</b>	<b>3</b>	<b>1</b>	<b>0</b>	<b>1</b>	<b>1</b>	<b>0</b>	<b>1</b>

DATE	OPP.	JAMES WINCHESTER		
		TKL	AST	TOT
09/11	at Arizona	0	0	0
09/15	L.A. Chargers	0	0	0
09/25	at Indianapolis	0	0	0
10/02	at Tampa Bay	0	0	0
10/10	Las Vegas	0	0	0
10/16	Buffalo	0	0	0
10/23	at San Francisco	0	0	0
11/06	Tennessee	0	0	0
11/13	Jacksonville	0	0	0
11/20	at L.A. Chargers	0	0	0
11/27	L.A. Rams	0	0	0
12/04	at Cincinnati	0	0	0
12/11	at Denver	0	0	0
12/18	at Houston	0	0	0
12/24	Seattle	0	0	0
01/01	Denver	0	0	0
01/07	at Las Vegas	1	0	1
<b>TOTALS</b>		<b>1</b>	<b>0</b>	<b>1</b>



# INDIVIDUAL GXG STATS: PUNT RETURNS

## 2022 REGULAR SEASON INDIVIDUAL GAME-BY-GAME STATS

PUNT RETURNS:		MECOLE HARDMAN						CHRIS LAMMONS						SKYY MOORE						
DATE	OPP.	NO.	YDS	AVG	LG	FC	TD	NO.	YDS	AVG	LG	FC	TD	NO.	YDS	AVG	LG	FC	TD	
09/11	at Arizona	1	3	3.0	3	0	0	0	0	0.0	0	0	0	4	41	10.3	15	0	0	
09/15	L.A. Chargers	0	0	0.0	0	0	0	0	0	0.0	0	0	0	2	6	3.0	6	3	0	
09/25	at Indianapolis	0	0	0.0	0	0	0	0	0	0.0	0	0	0	2	12	6.0	12	0	0	
10/02	at Tampa Bay	0	0	0.0	0	0	0	0	0	0.0	0	0	0	1	12	12.0	12	1	0	
10/10	Las Vegas	0	0	0.0	0	0	0	0	0	0.0	0	0	0	1	7	7.0	7	0	0	
10/16	Buffalo	1	10	10.0	10	0	0	0	0	0.0	0	0	0	1	6	6.0	6	0	0	
10/23	at San Francisco	0	0	0.0	0	0	0	0	0	0.0	0	0	0	1	0	0.0	0	0	0	
11/06	Tennessee	4	42	10.5	22	2	0	0	0	0.0	0	0	0	0	0	0.0	0	0	0	
11/13	Jacksonville	INACTIVE						0	0	0.0	0	0	0	0	0	0.0	0	0	0	0
11/20	at L.A. Chargers	RESERVE/INJURED						INACTIVE						1	2	2.0	2	0	0	
11/27	L.A. Rams	RESERVE/INJURED						0	0	0.0	0	0	0	1	0	0.0	0	0	0	
12/04	at Cincinnati	RESERVE/INJURED						0	0	0.0	0	0	0	0	0	0.0	0	0	0	
12/11	at Denver	RESERVE/INJURED						0	0	0.0	0	0	0	0	0	0.0	0	0	0	
12/18	at Houston	RESERVE/INJURED						0	0	0.0	0	0	0	0	0	0.0	0	0	0	
12/24	Seattle	RESERVE/INJURED						1	0	0.0	0	0	0	0	0	0.0	0	0	0	
01/01	Denver	RESERVE/INJURED						0	0	0.0	0	0	0	0	0	0.0	0	0	0	
01/07	at Las Vegas	INACTIVE						0	0	0.0	0	0	0	INACTIVE						
<b>TOTALS</b>		<b>6</b>	<b>55</b>	<b>9.2</b>	<b>22</b>	<b>2</b>	<b>0</b>	<b>1</b>	<b>0</b>	<b>0.0</b>	<b>0</b>	<b>0</b>	<b>0</b>	<b>14</b>	<b>86</b>	<b>6.1</b>	<b>15</b>	<b>4</b>	<b>0</b>	

PUNT RETURNS:		KADARIUS TONEY						JUSTIN WATSON					
DATE	OPP.	NO.	YDS	AVG	LG	FC	TD	NO.	YDS	AVG	LG	FC	TD
09/11	at Arizona	Giants						0	0	0.0	0	0	0
09/15	L.A. Chargers	Giants						0	0	0.0	0	0	0
09/25	at Indianapolis	Giants						0	0	0.0	0	0	0
10/02	at Tampa Bay	Giants						0	0	0.0	0	0	0
10/10	Las Vegas	Giants						0	0	0.0	0	0	0
10/16	Buffalo	Giants						0	0	0.0	0	0	0
10/23	at San Francisco	Giants						0	0	0.0	0	0	0
11/06	Tennessee	0	0	0.0	0	0	0	1	17	17.0	17	0	0
11/13	Jacksonville	2	11	5.5	7	1	0	0	0	0.0	0	0	0
11/20	at L.A. Chargers	1	5	5.0	5	0	0	0	0	0.0	0	0	0
11/27	L.A. Rams	INACTIVE						0	0	0.0	0	1	0
12/04	at Cincinnati	INACTIVE						0	0	0.0	0	1	0
12/11	at Denver	INACTIVE						4	22	5.5	7	1	0
12/18	at Houston	2	8	4.0	5	1	0	0	0	0.0	0	0	0
12/24	Seattle	2	18	9.0	9	0	0	0	0	0.0	0	0	0
01/01	Denver	2	14	7.0	7	2	0	0	0	0.0	0	0	0
01/07	at Las Vegas	1	5	5.0	5	0	0	0	0	0.0	0	0	0
<b>TOTALS</b>		<b>10</b>	<b>61</b>	<b>6.1</b>	<b>9</b>	<b>4</b>	<b>0</b>	<b>5</b>	<b>39</b>	<b>7.8</b>	<b>17</b>	<b>3</b>	<b>0</b>

# INDIVIDUAL GXG STATS: KICKOFF RETURNS

## 2022 REGULAR SEASON INDIVIDUAL GAME-BY-GAME STATS

KICKOFF RETURNS:		MICHAEL BURTON						JODY FORTSON						MECOLE HARDMAN					
DATE	OPP.	NO.	YDS	AVG	LG	FC	TD	NO.	YDS	AVG	LG	FC	TD	NO.	YDS	AVG	LG	FC	TD
09/11	at Arizona	0	0	0.0	0	0	0	0	0	0.0	0	0	0	0	0	0.0	0	0	0
09/15	L.A. Chargers	0	0	0.0	0	0	0	0	0	0.0	0	0	0	0	0	0.0	0	0	0
09/25	at Indianapolis	0	0	0.0	0	0	0	0	0	0.0	0	0	0	0	0	0.0	0	0	0
10/02	at Tampa Bay	0	0	0.0	0	0	0	0	0	0.0	0	0	0	0	0	0.0	0	0	0
10/10	Las Vegas	0	0	0.0	0	0	0	0	0	0.0	0	0	0	0	0	0.0	0	0	0
10/16	Buffalo	1	9	9.0	9	0	0	0	0	0.0	0	0	0	0	0	0.0	0	0	0
10/23	at San Francisco	0	0	0.0	0	0	0	0	0	0.0	0	0	0	1	4	4.0	4	0	0
11/06	Tennessee	0	0	0.0	0	0	0	INACTIVE						0	0	0.0	0	0	0
11/13	Jacksonville	0	0	0.0	0	0	0	1	12	12.0	12	0	0	INACTIVE					
11/20	at L.A. Chargers	1	20	20.0	20	0	0	0	0	0.0	0	0	0	RESERVE/INJURED					
11/27	L.A. Rams	0	0	0.0	0	0	0	0	0	0.0	0	0	0	RESERVE/INJURED					
12/04	at Cincinnati	0	0	0.0	0	0	0	0	0	0.0	0	0	0	RESERVE/INJURED					
12/11	at Denver	0	0	0.0	0	0	0	0	0	0.0	0	0	0	RESERVE/INJURED					
12/18	at Houston	0	0	0.0	0	0	0	0	0	0.0	0	0	0	RESERVE/INJURED					
12/24	Seattle	0	0	0.0	0	0	0	RESERVE/INJURED						RESERVE/INJURED					
01/01	Denver	0	0	0.0	0	0	0	RESERVE/INJURED						RESERVE/INJURED					
01/07	at Las Vegas	0	0	0.0	0	0	0	RESERVE/INJURED						INACTIVE					
<b>TOTALS</b>		<b>2</b>	<b>29</b>	<b>14.5</b>	<b>20</b>	<b>0</b>	<b>0</b>	<b>1</b>	<b>12</b>	<b>12.0</b>	<b>12</b>	<b>0</b>	<b>0</b>	<b>1</b>	<b>4</b>	<b>4.0</b>	<b>4</b>	<b>0</b>	<b>0</b>

KICKOFF RETURNS:		SKYY MOORE						ISIAH PACHECO					
DATE	OPP.	NO.	YDS	AVG	LG	FC	TD	NO.	YDS	AVG	LG	FC	TD
09/11	at Arizona	1	23	23.0	23	0	0	1	22	22.0	22	0	0
09/15	L.A. Chargers	0	0	0.0	0	0	0	0	0	0.0	0	0	0
09/25	at Indianapolis	0	0	0.0	0	0	0	5	94	18.8	29	0	0
10/02	at Tampa Bay	0	0	0.0	0	0	0	3	91	30.3	42	0	0
10/10	Las Vegas	1	19	19.0	19	0	0	0	0	0.0	0	0	0
10/16	Buffalo	0	0	0.0	0	0	0	3	43	14.3	18	0	0
10/23	at San Francisco	0	0	0.0	0	0	0	5	126	25.2	48	0	0
11/06	Tennessee	0	0	0.0	0	0	0	2	39	19.5	26	0	0
11/13	Jacksonville	1	8	8.0	8	0	0	0	0	0.0	0	0	0
11/20	at L.A. Chargers	0	0	0.0	0	0	0	1	0	0.0	0	0	0
11/27	L.A. Rams	0	0	0.0	0	0	0	0	0	0.0	0	0	0
12/04	at Cincinnati	0	0	0.0	0	0	0	5	116	23.2	44	0	0
12/11	at Denver	0	0	0.0	0	0	0	0	0	0.0	0	0	0
12/18	at Houston	0	0	0.0	0	0	0	3	47	15.7	17	0	0
12/24	Seattle	0	0	0.0	0	0	0	1	19	19.0	19	0	0
01/01	Denver	0	0	0.0	0	0	0	0	0	0.0	0	0	0
01/07	at Las Vegas	INACTIVE						0	0	0.0	0	0	0
<b>TOTALS</b>		<b>3</b>	<b>50</b>	<b>16.7</b>	<b>23</b>	<b>0</b>	<b>0</b>	<b>29</b>	<b>597</b>	<b>20.6</b>	<b>48</b>	<b>0</b>	<b>0</b>

# PLAYER PARTICIPATION

2022 REGULAR SEASON KANSAS CITY CHIEFS PLAYER PARTICIPATION

	@ AR I	LAC	@ IN D	@ TB	LV	BUF	@ SF	TEN	JAX	@ LA C	LAR	@ CI N	@ DE N	@ HO U	SEA	DE N	@ L V	G P	G S	DN P	IN
PLAYERS	9/11	9/15	9/25	10/2	10/1 0	10/1 6	10/2 3	11/6	11/1 3	11/20	11/2 7	12/4	12/11	12/18	12/2 4	1/1	1/7				
Nick Allegretti	P	P	P	P	LG	P	P	P	P	P	LG	LG	P	P	P	P	P	17	3	0	0
Matt Ammendola	^	P	P	NOTT	^	^	^	^	^	^	^	^	^	^	^	^	^	2	0	0	0
Zayne Anderson	PS	PS	PS	PS	PS	P	PS	PS	PS	PS	P	P	PS	PS	PS	PS	PS	3	0	0	0
Blake Bell	IR	IR	IR	IR	IR	IR	IR	IR	IR	IR	IR	IR	IR	IR	TE	P	P	3	1	0	0
Kendall Blanton	^	PS	^	^	^	^	^	^	^	^	PS	PS	PS	PS	PS	PS	PS	0	0	0	0
Nick Bolton	LB	LB	LB	LB	LB	LB	LB	LB	LB	LB	LB	LB	LB	LB	LB	LB	LB	17	17	0	0
Dicaprio Bootle	^	P	P	PS	PS	P	P	PS	PS	PS	PS	PS	PS	PS	PS	PS	PS	4	0	0	0
Cortez Broughton	^	^	^	PS	PS	^	^	^	^	^	^	^	^	^	^	^	^	0	0	0	0
Orlando Brown	LT	LT	LT	LT	LT	LT	LT	LT	LT	LT	LT	LT	LT	LT	LT	LT	LT	17	17	0	0
Shane Buechele	*	*	*	*	*	*	*	*	*	*	*	*	*	*	*	*	*	0	0	0	17
Michael Burton	P	P	P	P	P	P	P	P	P	P	P	P	P	P	P	P	P	17	0	0	0
Deon Bush	P	P	P	P	P	P	P	P	P	P	P	*	P	P	P	P	P	16	0	0	1
Matt Bushman	IR	^	^	^	^	^	^	^	^	^	^	^	^	^	PS	PS	PS	0	0	0	0
Harrison Butker	P	*	*	*	*	P	P	P	P	P	P	P	P	P	P	P	P	13	0	0	4
Mike Caliendo	PS	PS	PS	PS	PS	PS	PS	PS	PS	PS	PS	PS	PS	PS	PS	PS	PS	0	0	0	0
Leo Chenal	P	P	P	P	LB	LB	LB	LB	P	LB	P	P	LB	P	LB	P	LB	17	8	0	0
Geron Christian Sr.	P	P	P	P	P	P	P	P	P	P	*	*	*	*	*	*	^	10	0	0	6
Cole Christiansen	^	PS	PS	PS	PS	P	PS	PS	PS	PS	PS	PS	PS	PS	PS	PS	PS	1	0	0	0
Frank Clark	DE	DE	DE	DE	DE	DE	DE	R/SU S	R/SUS	DE	DE	DE	DE	DE	DE	DE	DE	15	15	0	0
Jack Cochrane	PS	*	P	P	P	P	P	P	P	P	P	P	P	P	P	P	P	15	0	0	1
Corey Coleman	^	PS	PS	PS	^	^	^	^	^	^	^	^	^	^	^	^	^	0	0	0	0
Chris Conley	^	^	^	^	^	PS	^	^	^	^	^	^	^	^	^	^	^	0	0	0	0
Bryan Cook	P	P	P	P	P	*	P	P	P	P	S	P	P	P	P	P	P	16	1	0	1
Mike Danna	P	P	*	*	*	P	*	P	P	P	P	P	P	P	P	P	P	13	0	0	4
Carlos Dunlap II	P	P	P	P	P	P	P	DE	DE	P	P	P	P	P	P	P	P	17	2	0	0
Jerrion Ealy	PS	PS	PS	R/SU S	R/SUS	R/SUS	R/SUS	R/SU S	R/SUS	R/SUS	R/SUS	R/SUS	PS	PS	PS	PS	PS	0	0	0	0
Clyde Edwards-Helaire	RB	RB	RB	RB	RB	RB	P	P	P	P	IR	IR	IR	IR	IR	IR	IR	10	6	0	0
Bryan Edwards	^	^	^	^	^	^	^	^	^	^	^	^	PS	^	^	^	^	0	0	0	0
Rashad Fenton	CB	CB	CB	CB	CB	*	*	^	^	^	^	^	^	^	^	^	^	5	5	0	2
Jody Fortson	P	P	P	P	P	P	P	*	P	TE	P	P	P	P	IR	IR	IR	13	1	0	1
Daurice Fountain	*	PS	PS	PS	PS	PS	PS	PS	^	^	^	^	^	^	^	^	^	0	0	0	1
Jordan Franks	PS	PS	PS	PS	PS	PS	PS	PS	PS	PS	PSIR	PSIR	PSIR	PSIR	PSIR	PSIR	PSIR	0	0	0	0
Wayne Gallman Jr.	NOTT	NOTT	NOTT	NOTT	NOTT	PS	PS	PS	PS	PS	PS	^	^	^	*	^	^	0	0	0	1
Willie Gay	LB	LB	R/SUS	R/SU S	R/SUS	R/SUS	LB	LB	LB	LB	LB	LB	LB	LB	LB	LB	LB	13	13	0	0
Melvin Gordon III	^	^	^	^	^	^	^	^	^	^	^	PS	PS	PS	PS	PS	PS	0	0	0	0
Noah Gray	P	P	P	P	P	TE	TE	TE	TE	TE	TE	P	P	TE	TE	P	P	17	8	0	0
Mecole Hardman	WR	WR	WR	WR	P	P	PR	P	*	IR	IR	IR	IR	IR	IR	IR	*	8	5	0	2
Darius Harris	P	P	LB	LB	LB	LB	P	P	P	P	P	P	P	P	P	P	P	17	4	0	0
Chad Henne	P	DNP	DNP	DNP	DNP	DNP	DNP	DNP	DNP	DNP	DNP	DNP	DNP	DNP	DNP	DNP	DNP	3	0	14	0
Malik Herring	*	*	P	P	P	P	P	P	P	*	*	*	*	*	*	*	*	7	0	0	10
Creed Humphrey	C	C	C	C	C	C	C	C	C	C	C	C	C	C	C	C	C	17	17	0	0
Lonnie Johnson Jr.	^	^	^	^	^	^	^	P	^	^	^	^	^	^	^	^	^	1	0	0	0
Nazeeh Johnson	PS	PS	PS	P	P	P	*	*	*	P	P	P	P	P	P	P	P	11	0	0	3
Chris Jones	DT	DT	DT	DT	DT	DT	DT	DT	DT	DT	DT	DT	DT	DT	DT	DT	DT	17	17	0	0
Ronald Jones II	*	*	*	*	*	*	*	*	*	*	P	P	DNP	P	P	P	P	6	0	1	10
Joshua Kaindoh	*	*	*	*	*	*	*	*	*	*	*	*	*	*	*	*	*	0	0	0	17
Azur Kamara	^	^	^	^	^	^	^	^	^	^	^	PS	^	^	^	^	^	0	0	0	0
George Karlaftis	DE	DE	DE	DE	DE	DE	DE	DE	DE	DE	DE	DE	DE	DE	DE	DE	DE	17	17	0	0
Travis Kelce	TE	TE	TE	TE	TE	TE	TE	TE	TE	TE	TE	TE	TE	TE	TE	TE	TE	17	17	0	0
Marcus Kemp	^	^	^	^	^	^	^	P	^	^	^	^	^	^	^	^	^	1	0	0	0
Devon Key	^	^	^	^	^	^	^	^	^	^	^	^	^	^	^	PS	^	0	0	0	0
Darian Kinnard	*	*	*	*	P	*	*	*	*	*	DNP	DNP	*	*	*	*	*	1	0	2	14
Chris Lammons	P	P	P	P	P	P	P	P	P	*	P	P	P	P	P	P	P	16	0	0	1
Elijah Lee	P	P	P	P	P	PS	PS	PS	PS	PS	PS	PS	PS	PS	PS	PS	PS	5	0	0	0
Patrick Mahomes	QB	QB	QB	QB	QB	QB	QB	QB	QB	QB	QB	QB	QB	QB	QB	QB	QB	17	17	0	0
Trent McDuffie	CB	IR	IR	IR	IR	IR	IR	CB	CB	CB	CB	CB	CB	CB	CB	CB	CB	11	11	0	0
Jerick McKinnon	P	P	P	P	P	P	P	P	P	P	P	P	P	P	P	P	P	17	0	0	0
Skyy Moore	P	P	P	PR	PR	P	P	P	P	P	WR	P	P	P	P	P	*	16	3	0	1
Lucas Niang	R/PUP	R/PU P	R/PUP	R/PUP	R/PUP	R/PUP	R/PUP	R/PUP	R/PUP	R/PUP	P	P	P	P	P	P	P	7	0	0	0
Derrick Nnadi	DT	DT	DT	DT	DT	DT	DT	DT	DT	DT	DT	DT	DT	DT	DT	DT	DT	17	17	0	0
Kehinde Oginni	Active	^	^	^	^	^	^	^	^	^	^	^	^	^	^	^	^	0	0	0	0
Chris Oladokun	^	^	^	^	^	^	^	PS	^	^	^	^	^	^	^	^	^	0	0	0	0

# PLAYER PARTICIPATION

Isiah Pacheco	P	P	P	P	P	P	P	<b>RB</b>	<b>RB</b>	<b>RB</b>	<b>RB</b>	<b>RB</b>	<b>RB</b>	<b>RB</b>	<b>RB</b>	<b>RB</b>	<b>RB</b>	<b>RB</b>	17	11	0	0
Cornell Powell	<i>PS</i>	<i>PS</i>	<i>PS</i>	<i>PS</i>	<i>PS</i>	<i>PS</i>	<i>PS</i>	<i>PS</i>	<i>PS</i>	<i>PS</i>	P	P	P	<i>PS</i>	<i>PS</i>	<i>PS</i>	<i>PSIR</i>	<i>PSIR</i>	3	0	0	0
Justin Reid	<b>S</b>	<b>S</b>	<b>S</b>	<b>S</b>	<b>S</b>	<b>S</b>	<b>S</b>	<b>S</b>	<b>S</b>	<b>S</b>	<b>S</b>	<b>S</b>	<b>S</b>	<b>S</b>	<b>S</b>	<b>S</b>	<b>S</b>	<b>S</b>	17	17	0	0
Austin Reiter	<i>PS</i>	<i>PS</i>	<i>PS</i>	<i>PS</i>	<i>PS</i>	<i>PS</i>	<i>PS</i>	<i>PS</i>	<i>PS</i>	<i>PS</i>	<i>PS</i>	^	<i>PS</i>	<i>PS</i>	<i>PS</i>	<i>PS</i>	<i>PS</i>	<i>PS</i>	0	0	0	0
Justyn Ross	<i>IR</i>	<i>IR</i>	<i>IR</i>	<i>IR</i>	<i>IR</i>	<i>IR</i>	<i>IR</i>	<i>IR</i>	<i>IR</i>	<i>IR</i>	<i>IR</i>	<i>IR</i>	<i>IR</i>	<i>IR</i>	<i>IR</i>	<i>IR</i>	<i>IR</i>	<i>IR</i>	0	0	0	0
Khalen Saunders	P	P	P	P	P	P	P	P	P	P	P	P	P	P	P	*	P	P	16	0	0	1
Danny Shelton	<i>PS</i>	<i>PS</i>	<i>PS</i>	<i>PS</i>	<i>PS</i>	<i>PS</i>	<i>PS</i>	<i>PS</i>	<i>PS</i>	<i>PS</i>	<i>PS</i>	<i>PS</i>	<i>PS</i>	<i>PS</i>	<i>PS</i>	P	<i>PS</i>	<i>PS</i>	1	0	0	0
Ihmir Smith-Marsette	^	^	^	^	^	^	<i>PS</i>	<i>PS</i>	<i>PS</i>	<i>PS</i>	<i>PS</i>	<i>PS</i>	<i>PS</i>	<i>PS</i>	<i>PS</i>	<i>PS</i>	<i>PS</i>	*	1	0	0	1
Juju Smith-Schuster	<b>WR</b>	<b>WR</b>	<b>WR</b>	<b>WR</b>	<b>WR</b>	<b>WR</b>	<b>WR</b>	<b>WR</b>	<b>WR</b>	<b>WR</b>	*	P	<b>WR</b>	<b>WR</b>	<b>WR</b>	P	<b>WR</b>	<b>WR</b>	16	14	0	1
Trey Smith	<b>RG</b>	<b>RG</b>	<b>RG</b>	<b>RG</b>	*	<b>RG</b>	<b>RG</b>	<b>RG</b>	<b>RG</b>	<b>RG</b>	<b>RG</b>	<b>RG</b>	<b>RG</b>	<b>RG</b>	<b>RG</b>	<b>RG</b>	<b>RG</b>	<b>RG</b>	16	16	0	1
L'Jarius Sneed	<b>CB</b>	<b>CB</b>	<b>CB</b>	<b>CB</b>	<b>CB</b>	<b>CB</b>	<b>CB</b>	<b>CB</b>	<b>CB</b>	<b>CB</b>	<b>CB</b>	<b>CB</b>	<b>CB</b>	<b>CB</b>	<b>CB</b>	<b>CB</b>	<b>CB</b>	<b>CB</b>	17	17	0	0
Taylor Stallworth	<i>PS</i>	<i>PS</i>	<i>PS</i>	<i>PS</i>	<i>PS</i>	*	P	P	P	P	P	P	^	^	^	^	^	^	6	0	0	1
Juan Thornhill	<b>S</b>	<b>S</b>	<b>S</b>	<b>S</b>	<b>S</b>	<b>S</b>	<b>S</b>	<b>S</b>	<b>S</b>	<b>S</b>	*	<b>S</b>	<b>S</b>	<b>S</b>	<b>S</b>	<b>S</b>	<b>S</b>	<b>S</b>	16	16	0	1
Joe Thuney	<b>LG</b>	<b>LG</b>	<b>LG</b>	<b>LG</b>	<b>LG</b>	<b>LG</b>	<b>LG</b>	<b>LG</b>	<b>LG</b>	<b>LG</b>	*	*	<b>LG</b>	<b>LG</b>	<b>LG</b>	<b>LG</b>	<b>LG</b>	<b>LG</b>	15	15	0	2
Kadarius Toney	^	^	^	^	^	^	^	<b>WR</b>	<b>WR</b>	<b>WR</b>	P	*	*	*	P	P	<b>WR</b>	<b>WR</b>	7	4	0	3
Tommy Townsend	P	P	P	P	P	P	P	P	P	P	P	P	P	P	P	P	P	P	17	0	0	0
Marquez Valdes-Scantling	<b>WR</b>	<b>WR</b>	<b>WR</b>	P	<b>WR</b>	<b>WR</b>	P	P	<b>WR</b>	P	P	<b>WR</b>	<b>WR</b>	<b>WR</b>	P	<b>WR</b>	<b>WR</b>	17	11	0	0	
Prince Tega Wanogho	P	P	P	P	P	P	P	P	P	P	P	P	P	P	P	P	P	P	17	0	0	0
Jaylen Watson	P	<b>CB</b>	<b>CB</b>	<b>CB</b>	P	<b>CB</b>	<b>CB</b>	P	P	P	P	<i>DNP</i>	P	P	P	<b>CB</b>	P	16	6	1	0	
Justin Watson	P	P	P	P	P	P	P	P	P	<b>WR</b>	<b>WR</b>	<b>WR</b>	<b>WR</b>	P	<b>WR</b>	P	P	17	5	0	0	
Tershawn Wharton	P	P	P	P	P	<i>IR</i>	<i>IR</i>	<i>IR</i>	<i>IR</i>	<i>IR</i>	<i>IR</i>	<i>IR</i>	<i>IR</i>	<i>IR</i>	<i>IR</i>	<i>IR</i>	<i>IR</i>	5	0	0	0	
Benton Whitley	^	^	*	*	*	<i>PS</i>	^	^	^	^	^	^	^	^	^	^	^	0	0	0	3	
Brandon Williams	^	^	^	^	^	^	^	^	^	^	^	^	^	<i>PS</i>	P	P	P	5	0	0	0	
Joshua Williams	P	P	P	P	P	P	P	P	<b>CB</b>	P	<b>CB</b>	<b>CB</b>	P	<b>CB</b>	P	P	P	17	4	0	0	
James Winchester	P	P	P	P	P	P	P	P	P	P	P	P	P	P	P	P	P	17	0	0	0	
Daniel Wise	^	^	^	^	^	^	^	^	^	^	^	^	^	^	^	^	<i>PS</i>	0	0	0	0	
Matthew Wright	<i>NOT</i>	<i>NOT</i>	<i>NOT</i>	P	P	<i>PS</i>	<i>PS</i>	<i>PS</i>	^	^	^	^	^	^	^	^	^	2	0	0	0	
Andrew Wylie	<b>RT</b>	<b>RT</b>	<b>RT</b>	<b>RT</b>	<b>RT</b>	<b>RT</b>	<b>RT</b>	<b>RT</b>	<b>RT</b>	<b>RT</b>	<b>RT</b>	<b>RT</b>	<b>RT</b>	<b>RT</b>	<b>RT</b>	<b>RT</b>	<b>RT</b>	17	17	0	0	

**LEGEND:**

Starters indicated by position (Bold), P=Played, \*=Inactive, DNP=Did Not Play, PS=Practice Squad, R/SUS=Reserve/League Susp., IR=Reserve/Injured, NOT=Not on Roster, PSIR=Practice Squad/Injured Reserve, R/PUP=Reserve/Physically-Unable-To-Perform, NOTT=Not on any Team, ^=With Other Team

# GAME-BY-GAME STARTERS

## 2022 REGULAR SEASON

2022 REGULAR SEASON														
OFFENSE														
DATE	OPPONENT	WR	TE	LT	LG	C	RG	RT	WR	QB	RB	WR	TE	TE
9/11	at Arizona	Juju Smith-Schuster	Travis Kelce	Orlando Brown	Joe Thuney	Creed Humphrey	Trey Smith	Andrew Wylie	Mecole Hardman	Patrick Mahomes	Clyde Edwards-Helaire	Marquez Valdes-Scantling	--	--
9/15	L.A. Chargers	Juju Smith-Schuster	Travis Kelce	Orlando Brown	Joe Thuney	Creed Humphrey	Trey Smith	Andrew Wylie	Mecole Hardman	Patrick Mahomes	Clyde Edwards-Helaire	Marquez Valdes-Scantling	--	--
9/25	at Indianapolis	Juju Smith-Schuster	Travis Kelce	Orlando Brown	Joe Thuney	Creed Humphrey	Trey Smith	Andrew Wylie	Mecole Hardman	Patrick Mahomes	Clyde Edwards-Helaire	Marquez Valdes-Scantling	--	--
10/2	at Tampa Bay	Juju Smith-Schuster	Travis Kelce	Orlando Brown	Joe Thuney	Creed Humphrey	Trey Smith	Andrew Wylie	Mecole Hardman	Patrick Mahomes	Clyde Edwards-Helaire	Skyy Moore	--	--
10/10	Las Vegas	Juju Smith-Schuster	Travis Kelce	Orlando Brown	Joe Thuney	Creed Humphrey	Nick Allegretti	Andrew Wylie	Skyy Moore	Patrick Mahomes	Clyde Edwards-Helaire	Marquez Valdes-Scantling	--	--
10/16	Buffalo	Juju Smith-Schuster	Travis Kelce	Orlando Brown	Joe Thuney	Creed Humphrey	Trey Smith	Andrew Wylie	--	Patrick Mahomes	Clyde Edwards-Helaire	Marquez Valdes-Scantling	Noah Gray	--
10/23	at San Francisco	Juju Smith-Schuster	Travis Kelce	Orlando Brown	Joe Thuney	Creed Humphrey	Trey Smith	Andrew Wylie	Mecole Hardman	Patrick Mahomes	Isiah Pacheco	--	Noah Gray	--
11/6	Tennessee	Juju Smith-Schuster	Travis Kelce	Orlando Brown	Joe Thuney	Creed Humphrey	Trey Smith	Andrew Wylie	Kadarius Toney	Patrick Mahomes	Isiah Pacheco	--	Noah Gray	--
11/13	Jacksonville	Juju Smith-Schuster	Travis Kelce	Orlando Brown	Joe Thuney	Creed Humphrey	Trey Smith	Andrew Wylie	--	Patrick Mahomes	Isiah Pacheco	Marquez Valdes-Scantling	Noah Gray	--
11/20	at L.A. Chargers	Justin Watson	Travis Kelce	Orlando Brown	Joe Thuney	Creed Humphrey	Trey Smith	Andrew Wylie	--	Patrick Mahomes	Isiah Pacheco	--	Noah Gray	Jody Fortson
11/27	L.A. Rams	Justin Watson	Travis Kelce	Orlando Brown	Nick Allegretti	Creed Humphrey	Trey Smith	Andrew Wylie	Skyy Moore	Patrick Mahomes	Isiah Pacheco	--	Noah Gray	--
12/4	at Cincinnati	Justin Watson	Travis Kelce	Orlando Brown	Nick Allegretti	Creed Humphrey	Trey Smith	Andrew Wylie	Juju Smith-Schuster	Patrick Mahomes	Isiah Pacheco	Marquez Valdes-Scantling	--	--
12/11	at Denver	Justin Watson	Travis Kelce	Orlando Brown	Joe Thuney	Creed Humphrey	Trey Smith	Andrew Wylie	Juju Smith-Schuster	Patrick Mahomes	Isiah Pacheco	Marquez Valdes-Scantling	--	--
12/18	at Houston	Juju Smith-Schuster	Travis Kelce	Orlando Brown	Joe Thuney	Creed Humphrey	Trey Smith	Andrew Wylie	--	Patrick Mahomes	Isiah Pacheco	Marquez Valdes-Scantling	Noah Gray	--
12/24	Seattle	Justin Watson	Travis Kelce	Orlando Brown	Joe Thuney	Creed Humphrey	Trey Smith	Andrew Wylie	--	Patrick Mahomes	Isiah Pacheco	--	Noah Gray	Blake Bell
1/1	Denver	Juju Smith-Schuster	Travis Kelce	Orlando Brown	Joe Thuney	Creed Humphrey	Trey Smith	Andrew Wylie	Kadarius Toney	Patrick Mahomes	Isiah Pacheco	Marquez Valdes-Scantling	--	--
1/7	at Las Vegas	Juju Smith-Schuster	Travis Kelce	Orlando Brown	Joe Thuney	Creed Humphrey	Trey Smith	Andrew Wylie	Kadarius Toney	Patrick Mahomes	Isiah Pacheco	Marquez Valdes-Scantling	--	--

## 2022 REGULAR SEASON

2022 REGULAR SEASON														
DEFENSE														
DATE	OPPONENT	DE	DT	DT	DE	LB	LB	CB	CB	CB	S	S	LB	
9/11	at Arizona	George Karlaftis	Derrick Nnadi	Chris Jones	Frank Clark	Nick Bolton	Willie Gay	Trent McDuffie	L'Jarius Sneed	Rashad Fenton	Juan Thornhill	Justin Reid	--	
9/15	L.A. Chargers	George Karlaftis	Derrick Nnadi	Chris Jones	Frank Clark	Nick Bolton	Willie Gay	Jaylen Watson	L'Jarius Sneed	Rashad Fenton	Juan Thornhill	Justin Reid	--	
9/25	at Indianapolis	George Karlaftis	Derrick Nnadi	Chris Jones	Frank Clark	Nick Bolton	Darius Harris	Jaylen Watson	L'Jarius Sneed	Rashad Fenton	Juan Thornhill	Justin Reid	--	
10/2	at Tampa Bay	George Karlaftis	Derrick Nnadi	Chris Jones	Frank Clark	Nick Bolton	Darius Harris	Jaylen Watson	L'Jarius Sneed	Rashad Fenton	Juan Thornhill	Justin Reid	--	
10/10	Las Vegas	George Karlaftis	Derrick Nnadi	Chris Jones	Frank Clark	Nick Bolton	Darius Harris	--	L'Jarius Sneed	Rashad Fenton	Juan Thornhill	Justin Reid	Leo Chenal	
10/16	Buffalo	George Karlaftis	Derrick Nnadi	Chris Jones	Frank Clark	Nick Bolton	Darius Harris	Jaylen Watson	L'Jarius Sneed	--	Juan Thornhill	Justin Reid	Leo Chenal	
10/23	at San Francisco	George Karlaftis	Derrick Nnadi	Chris Jones	Frank Clark	Nick Bolton	Willie Gay	Jaylen Watson	L'Jarius Sneed	--	Juan Thornhill	Justin Reid	Leo Chenal	
11/6	Tennessee	George Karlaftis	Derrick Nnadi	Chris Jones	Carlos Dunlap II	Nick Bolton	Willie Gay	Trent McDuffie	L'Jarius Sneed	--	Juan Thornhill	Justin Reid	Leo Chenal	
11/13	Jacksonville	George Karlaftis	Derrick Nnadi	Chris Jones	Carlos Dunlap II	Nick Bolton	Willie Gay	Trent McDuffie	L'Jarius Sneed	Joshua Williams	Juan Thornhill	Justin Reid	--	
11/20	at L.A. Chargers	George Karlaftis	Derrick Nnadi	Chris Jones	Frank Clark	Nick Bolton	Willie Gay	Trent McDuffie	L'Jarius Sneed	--	Juan Thornhill	Justin Reid	Leo Chenal	
11/27	L.A. Rams	George Karlaftis	Derrick Nnadi	Chris Jones	Frank Clark	Nick Bolton	Willie Gay	Trent McDuffie	L'Jarius Sneed	Joshua Williams	Bryan Cook	Justin Reid	--	
12/4	at Cincinnati	George Karlaftis	Derrick Nnadi	Chris Jones	Frank Clark	Nick Bolton	Willie Gay	Trent McDuffie	L'Jarius Sneed	Joshua Williams	Juan Thornhill	Justin Reid	--	
12/11	at Denver	George Karlaftis	Derrick Nnadi	Chris Jones	Frank Clark	Nick Bolton	Willie Gay	Trent McDuffie	L'Jarius Sneed	--	Juan Thornhill	Justin Reid	Leo Chenal	
12/18	at Houston	George Karlaftis	Derrick Nnadi	Chris Jones	Frank Clark	Nick Bolton	Willie Gay	Trent McDuffie	L'Jarius Sneed	Joshua Williams	Juan Thornhill	Justin Reid	--	
12/24	Seattle	George Karlaftis	Derrick Nnadi	Chris Jones	Frank Clark	Nick Bolton	Willie Gay	Trent McDuffie	L'Jarius Sneed	--	Juan Thornhill	Justin Reid	Leo Chenal	
1/1	Denver	George Karlaftis	Derrick Nnadi	Chris Jones	Frank Clark	Nick Bolton	Willie Gay	Trent McDuffie	L'Jarius Sneed	Jaylen Watson	Juan Thornhill	Justin Reid	--	
1/7	at Las Vegas	George Karlaftis	Derrick Nnadi	Chris Jones	Frank Clark	Nick Bolton	Willie Gay	Trent McDuffie	L'Jarius Sneed	--	Juan Thornhill	Justin Reid	Leo Chenal	

# GAME-BY-GAME CAPTAINS

## 2022 REGULAR SEASON - CAPTAINS

DATE	OPPONENT	OFFENSE	DEFENSE	SPECIAL TEAMS
9/11	at Arizona	Patrick Mahomes	Chris Jones	Harrison Butker
9/15	L.A. Chargers	Travis Kelce	Frank Clark	James Winchester
9/25	at Indianapolis	Joe Thuney	Juan Thornhill	Tommy Townsend
10/2	at Tampa Bay	Creed Humphrey	Nick Bolton	Jody Fortson
10/10	Las Vegas	Clyde Edwards-Helaire	L'Jarius Sneed	Noah Gray
10/16	Buffalo	Orlando Brown	Justin Reid	Michael Burton
10/23	at San Francisco	Juju Smith-Schuster	Khalen Saunders	Jerick McKinnon
11/6	Tennessee	Patrick Mahomes	Chris Jones	Harrison Butker
11/13	Jacksonville	Andrew Wylie	Derrick Nnadi	Chris Lammons
11/20	at L.A. Chargers	Travis Kelce	Nick Bolton	Deon Bush
11/27	L.A. Rams	Justin Watson	Mike Danna	Darius Harris
12/4	at Cincinnati	Juju Smith-Schuster	Carlos Dunlap II	Noah Gray
12/11	at Denver	Creed Humphrey Jerick McKinnon	Frank Clark	NONE
12/18	at Houston	NONE	Justin Reid	Tommy Townsend
12/24	Seattle	Marquez Valdes-Scantling	L'Jarius Sneed	James Winchester
1/1	Denver	Andrew Wylie	Willie Gay	Deon Bush
1/7	at Las Vegas	Orlando Brown	Khalen Saunders	Michael Burton

# GAME-BY-GAME INACTIVES

2022 REGULAR SEASON INACTIVES			
DATE	OPPONENT	PLAYERS	
9/11	at Arizona	Shane Buechele Daurice Fountain Malik Herring Ronald Jones II	Joshua Kaindoh Darian Kinnard
9/15	L.A. Chargers	Shane Buechele Harrison Butker Jack Cochrane Malik Herring	Ronald Jones II Joshua Kaindoh Darian Kinnard
9/25	at Indianapolis	Shane Buechele Harrison Butker Mike Danna Ronald Jones II	Joshua Kaindoh Darian Kinnard Benton Whitley
10/2	at Tampa Bay	Shane Buechele Harrison Butker Mike Danna Ronald Jones II	Joshua Kaindoh Darian Kinnard Benton Whitley
10/10	Las Vegas	Shane Buechele Harrison Butker Mike Danna Ronald Jones II	Joshua Kaindoh Trey Smith Benton Whitley
10/16	Buffalo	Shane Buechele Bryan Cook Rashad Fenton Ronald Jones II	Joshua Kaindoh Darian Kinnard Taylor Stallworth
10/23	at San Francisco	Shane Buechele Mike Danna Rashad Fenton Nazeeh Johnson	Ronald Jones II Joshua Kaindoh Darian Kinnard
11/6	Tennessee	Shane Buechele Jody Fortson Nazeeh Johnson Ronald Jones II	Joshua Kaindoh Darian Kinnard
11/13	Jacksonville	Shane Buechele Mecole Hardman Nazeeh Johnson Ronald Jones II	Joshua Kaindoh Darian Kinnard
11/20	at L.A. Chargers	Shane Buechele Malik Herring Ronald Jones II Joshua Kaindoh	Darian Kinnard Chris Lammons Juju Smith-Schuster
11/27	L.A. Rams	Shane Buechele Geron Christian Sr. Malik Herring Joshua Kaindoh	Juan Thornhill Joe Thuney Kadarius Toney
12/4	at Cincinnati	Shane Buechele Deon Bush Geron Christian Sr. Malik Herring	Joshua Kaindoh Joe Thuney Kadarius Toney
12/11	at Denver	Shane Buechele Geron Christian Sr. Malik Herring Joshua Kaindoh	Darian Kinnard Kadarius Toney
12/18	at Houston	Shane Buechele Geron Christian Sr. Malik Herring	Joshua Kaindoh Darian Kinnard
12/24	Seattle	Shane Buechele Geron Christian Sr. Wayne Gallman Jr. Malik Herring	Joshua Kaindoh Darian Kinnard Khalen Saunders
1/1	Denver	Shane Buechele Geron Christian Sr. Malik Herring	Joshua Kaindoh Darian Kinnard

# GAME-BY-GAME INACTIVES

1/7	at Las Vegas	Shane Buechele Mecole Hardman Malik Herring Joshua Kaindoh	Darian Kinnard Skyy Moore Ihmir Smith-Marsette
-----	--------------	---	--



# TURNOVER CHART

## 2022 REGULAR SEASON - DEFENSIVE TAKEAWAYS

DATE	OPPONENT	TAKEAWAY	QTR.	SCORE	YD-LINE	RESULT
09/11	at Arizona	None				
09/15	L.A. Chargers	J. Watson INT (J. Herbert)	4	23-17	KC-1	TD
09/25	at Indianapolis	L. Sneed FR (C. Dunlap II FF)	2	6-10	IND-26	TD
10/02	at Tampa Bay	C. Jones FR (L. Sneed FF)	2	21-10	TB-22	TD
10/10	Las Vegas	None				
10/16	Buffalo	D. Harris FR (J. Allen fumble)	1	0-0	KC-11	INT
10/23	at San Francisco	J. Williams INT (J. Garoppolo)	2	14-13	KC-(-1)	Missed FG
		M. Herring FR (C. Jones FF)	4	44-23	KC-49	Punt
		J. Thornhill INT (B. Purdy: touchback)	4	44-23	KC-(-2)	EOG
11/06	Tennessee	None				
11/13	Jacksonville	None				
11/20	at L.A. Chargers	F. Clark FR (N. Bolton FF)	4	23-20	KC-22	Fumble
		N. Bolton INT (J. Herbert)	4	30-27	LAC-42	EOG
11/27	L.A. Rams	L. Sneed INT (B. Perkins)	4	20-10	LA-35	FG
		N. Bolton INT (B. Perkins)	4	23-10	LA-42	FG
12/04	at Cincinnati	None				
12/11	at Denver	W. Gay INT (R. Wilson)	2	27-0	DEN-47	TD
		L. Sneed INT (B. Rypien)	4	34-28	KC-24	EOG
12/18	at Houston	W. Gay FR (F. Clark FF)	5	24-24	HST-26	TD
12/24	Seattle	J. Thornhill INT (G. Smith: touchback)	4	17-3	KC-(-2)	TD
01/01	Denver	G. Karlaftis FR (T. McDuffie FF)	2	13-10	KC-40	Missed FG
		L. Sneed INT (R. Wilson)	4	20-17	DEN-42	TD
01/07	at Las Vegas	J. Thornhill INT (J. Stidham)	1	7-3	LV-44	TD
		G. Karlaftis FR (M. Danna FF)	2	21-3	LV-30	FG

## 2022 REGULAR SEASON - OFFENSIVE GIVEAWAYS

DATE	OPPONENT	TAKEAWAY	QTR.	SCORE	YD-LINE	RESULT
09/11	at Arizona	J. Smith-Schuster fumble (D. Gardeck FF; B. Murphy Jr. FR)	2	20-7	KC-42	Downs
09/15	L.A. Chargers	None				
09/25	at Indianapolis	P. Mahomes INT (R. McLeod Jr.)	4	17-20	IND-36	EOG
10/02	at Tampa Bay	P. Mahomes INT (S. Murphy-Bunting)	4	41-24	TB-33	TD
10/10	Las Vegas	None				
10/16	Buffalo	P. Mahomes INT (K. Elam: touchback)	1	0-0	BUF-(-6)	FG
		P. Mahomes INT (T. Johnson)	4	20-24	KC-32	EOG
10/23	at San Francisco	P. Mahomes INT (T. Hufanga)	1	0-3	KC-36	TD
11/06	Tennessee	P. Mahomes INT (R. McCreary)	3	9-14	KC-38	FG
11/13	Jacksonville	I. Pacheco fumble (R. Jenkins FF; D. Lloyd FR)	1	0-0	JAX-7	Punt
		P. Mahomes INT (A. Cisco)	4	27-10	JAX-38	TD
11/20	at L.A. Chargers	J. McKinnon fumble (T. Reeder FF; A. Gilman FR)	4	23-20	LAC-36	TD
11/27	L.A. Rams	P. Mahomes INT (N. Scott: touchback)	4	20-10	LA-(-6)	INT
12/04	at Cincinnati	T. Kelce fumble (G. Pratt FF; G. Pratt FR)	4	24-20	KC-46	TD
12/11	at Denver	P. Mahomes INT (J. Jewell)	2	27-0	KC-42	TD
		P. Mahomes INT (P. Surtain II)	2	27-7	DEN-40	TD
		P. Mahomes INT (J. Jewell)	4	34-28	DEN-25	INT
12/18	at Houston	I. Pacheco fumble (M. Addison FF; D. King II FR)	2	7-7	KC-22	TD
		J. Smith-Schuster fumble (T. Smith FF; J. Hansen FR)	3	16-14	HST-36	TD
12/24	Seattle	None				
01/01	Denver	P. Mahomes INT (J. Simmons: touchback)	2	6-3	DEN-(-5)	Punt
01/07	at Las Vegas	None				

## 2022 REGULAR SEASON - SPECIAL TEAMS/MISC TAKEAWAYS

DATE	OPPONENT	TAKEAWAY	QTR.	SCORE	YD-LINE	RESULT
10/02	at Tampa Bay	E. Lee FR (C. Lammons FF)	1	0-0	TB-21	TD

## 2022 REGULAR SEASON - SPECIAL TEAMS/MISC GIVEAWAYS

DATE	OPPONENT	TAKEAWAY	QTR.	SCORE	YD-LINE	RESULT
09/25	at Indianapolis	S. Moore; K. Granson FR	1	0-0	KC-4	TD
10/23	at San Francisco	S. Moore; S. Womack III FR	2	14-13	KC-12	INT
11/13	Jacksonville	J. Fortson fumble (C. Johnson FF; A. Gotsis FR)	2	20-7	KC-32	Missed FG
11/27	L.A. Rams	S. Moore; R. Rochell FR	1	0-0	KC-43	Punt
01/01	Denver	K. Toney fumble (A. Singleton FF; E. Saubert FR)	2	6-3	KC-16	TD

## 2022 REGULAR SEASON - TURNOVERS

<b>Offense:</b>	18 Giveaways 69 Points (9 TD, 2 FG)	<b>Ratio</b> -3 (20 takes, 23 gives)
<b>Defense:</b>	19 Takeaways 65 Points (8 TD, 3 FG)	
<b>Special Teams:</b>	5 Giveaways 14 Points (2 TD, 0 FG) 1 Takeaway 7 Points (1 TD, 0 FG)	<b>Points Off Turnovers Ratio</b> -11 (72 scored, 83 allowed)

# INSIDE THE 20

DATE	OPPONENT	OFFENSE	DEFENSE
09/11	at Arizona	TD - Pass TD - Pass TD - Pass TD - Pass TD - Pass TD - Run	TD - Run TD - Pass TD - Pass
09/15	L.A. Chargers	TD - Pass FG - 19 yards FG - 31 yards	FG - 31 yards TD - Pass TD - Pass Interception TD - Pass
09/25	at Indianapolis	TD - Pass TD - Run FG - 26 yards Missed FG	TD - Pass FG - 51 yards TD - Pass
10/02	at Tampa Bay	TD - Pass TD - Run TD - Pass TD - Run TD - Pass FG - 32 yards	TD - Pass TD - Pass TD - Run TD - Pass
10/10	Las Vegas	TD - Pass TD - Pass TD - Pass TD - Pass	TD - Run
10/16	Buffalo	Interception TD - Pass	Fumble Downs TD - Pass TD - Pass
10/23	at San Francisco	TD - Pass Missed FG TD - Run TD - Pass TD - Run	FG - 30 yards TD - Pass Interception TD - Pass Interception
11/06	Tennessee	FG - 23 yards TD - Pass TD - Run FG - 28 yards	TD - Run TD - Run
11/13	Jacksonville	Fumble TD - Pass TD - Pass TD - Pass TD - Pass	TD - Pass FG - 35 yards TD - Pass
11/20	at L.A. Chargers	FG - 33 yards TD - Pass FG - 30 yards TD - Pass	TD - Run FG - 21 yards TD - Pass
11/27	L.A. Rams	FG - 27 yards FG - 32 yards TD - Run Interception FG - 22 yards FG - 22 yards	TD - Pass
12/04	at Cincinnati	FG - 26 yards TD - Pass TD - Run TD - Run	TD - Run TD - Pass Downs FG - 36 yards FG - 41 yards TD - Pass End of Game
12/11	at Denver	FG - 35 yards TD - Pass TD - Pass	TD - Pass TD - Pass TD - Pass

# INSIDE THE 20

12/18	at Houston	TD - Pass FG - 27 yards TD - Run	TD - Pass TD - Run TD - Pass FG - 29 yards
12/24	Seattle	TD - Pass TD - Pass TD - Run	FG - 22 yards TD - Pass
01/01	Denver	TD - Run Interception TD - Pass TD - Pass TD - Pass	TD - Run TD - Run
01/07	at Las Vegas	TD - Pass TD - Run TD - Run TD - Run End of Game	Downs FG - 38 yards TD - Pass

## OFFENSE DEFENSE

<b>Inside the 20</b>	72	55
<b>Scores</b>	65	47
<b>Touchdowns</b>	50	37
<b>Field Goals</b>	15	10
<b>Total Points in 20</b>	391	289
<b>Fumbles</b>	1	1
<b>Interceptions</b>	3	3
<b>Missed Field Goals</b>	2	0
<b>Lost on Downs</b>	0	3
<b>End of Half/Game</b>	1	1
<b>TDs Outside</b>	9	6
<b>Red-Zone Percentage</b>	69.4	67.3

# GOAL TO GO SITUATIONS

<b>DATE</b>	<b>OPPONENT</b>	<b>OFFENSE</b>	<b>DEFENSE</b>
09/11	at Arizona	TD - Pass TD - Pass TD - Pass TD - Pass TD - Run	TD - Run TD - Pass
09/15	L.A. Chargers	TD - Pass Field Goal - 19 yards TD - Interception	TD - Pass Interception TD - Pass
09/25	at Indianapolis	TD - Pass TD - Run Field Goal - 26 yards	TD - Pass
10/02	at Tampa Bay	TD - Pass TD - Run TD - Pass	TD - Pass TD - Run TD - Pass
10/10	Las Vegas	TD - Pass TD - Pass TD - Pass TD - Pass	TD - Run
10/16	Buffalo	Interception TD - Pass	Lost on Downs
10/23	at San Francisco	TD - Pass TD - Pass TD - Run	TD - Pass
11/06	Tennessee	Field Goal - 23 yards	TD - Run
11/13	Jacksonville	TD - Pass TD - Pass	TD - Pass Field Goal - 35 yards
11/20	at L.A. Chargers	TD - Pass	TD - Run TD - Pass
11/27	L.A. Rams	Field Goal - 27 yards TD - Run Field Goal - 22 yards Field Goal - 22 yards	NONE
12/04	at Cincinnati	TD - Pass TD - Run	TD - Run TD - Pass
12/11	at Denver	TD - Pass TD - Pass	TD - Pass TD - Pass
12/18	at Houston	TD - Pass TD - Run	TD - Pass TD - Pass Field Goal - 29 yards
12/24	Seattle	TD - Pass TD - Run	Field Goal - 22 yards TD - Pass
01/01	Denver	TD - Run Interception TD - Pass TD - Pass	TD - Run
01/07	at Las Vegas	TD - Pass TD - Run TD - Run End of Game	Lost on Downs

# GOAL TO GO SITUATIONS

## OFFENSE DEFENSE

<b>Goal-To-Go Situations</b>	47	28
<b>Scores</b>	43	25
<b>Touchdowns</b>	37	22
<b>Field Goals</b>	6	3
<b>Total Points</b>	275	164
<b>Fumbles</b>	0	0
<b>Interceptions</b>	3	1
<b>Missed Field Goals</b>	0	0
<b>Missed Field Goals (G2G)</b>	0	0
<b>Lost on Downs</b>	0	2
<b>End of Half/Game</b>	1	0
<b>Goal-to-Go Percentage</b>	78.7	78.6

# BIG RUN PLAYS (10+ YARDS)

## 2022 REGULAR SEASON - BIG RUN PLAYS (10+ YARDS)

DATE	OPPONENT	QTR	CHIEFS PLAYER	YDS.	DOWN	RESULT	QTR	OPP. PLAYER	YDS.	DOWN	RESULT
09/11	at ARI	1	Clyde Edwards-Helaire	18	2-3-KC 42	Touchdown	1	Kyler Murray	10	2-11-ARI 24	Punt
		3	Jerick McKinnon	18	2-6-ARI 32	Touchdown	2	Kyler Murray	21	1-10-KC 23	Touchdown
		4	Isiah Pacheco	11	1-10-KC 34	Touchdown	3	Eno Benjamin	16	2-6-KC 48	Touchdown
		4	Isiah Pacheco	19	1-10-ARI 39	Touchdown	4	Trace McSorley	14	3-9-ARI 22	End Game
		4	Isiah Pacheco	22	2-10-KC 10	Punt					
09/15	LAC	4	Clyde Edwards-Helaire	52	1-10-KC 15	Field Goal	NONE				
09/25	at IND	3	Patrick Mahomes	10	1-10-IND 13	Field Goal	4	Jonathan Taylor	13	1-20-KC 39	Touchdown
10/02	at TB	1	Clyde Edwards-Helaire	20	3-1-TB 32	Touchdown	NONE				
		4	Patrick Mahomes	11	2-15-KC 45	Field Goal					
10/10	LV	1	Patrick Mahomes	16	2-6-LV 39	Missed FG	2	Josh Jacobs	13	1-10-LV 23	Field Goal
		2	Jerick McKinnon	30	2-17-KC 36	Touchdown	2	Josh Jacobs	21	1-10-LV 36	Field Goal
							3	Josh Jacobs	14	1-10-LV 27	Field Goal
							3	Josh Jacobs	37	1-10-LV 41	Field Goal
10/16	BUF	3	Clyde Edwards-Helaire	11	1-10-KC 16	Missed FG	1	Devin Singletary	10	1-10-KC 43	Fumble
		3	Patrick Mahomes	10	2-10-BUF 19	Touchdown	2	Devin Singletary	14	1-10-KC 47	Downs
							4	Josh Allen	16	1-10-KC 28	Touchdown
10/23	at SF	2	<b>Mecole Hardman</b>	<b>25T</b>	1-10-SF 25	Touchdown	1	Christian	10	2-10- 50	Field Goal
		3	<b>Clyde Edwards-Helaire</b>	<b>16T</b>	1-10-SF 16	Touchdown	1	McCaffrey	12	2-1-KC 31	Field Goal
		4	Isiah Pacheco	17	2-4-KC 34	Touchdown	2	Jeff Wilson Jr.	12	1-10-KC 39	Field Goal
							3	Christian	15	1-10-SF 34	Field Goal
							3	McCaffrey	10	3-3-KC 44	Field Goal
						Jeff Wilson Jr.					
						Jeff Wilson Jr.					
11/06	TEN	1	Patrick Mahomes	16	2-15-TEN 39	Field Goal	2	Malik Willis	17	2-6-TEN 46	Touchdown
		4	Patrick Mahomes	20	3-17-KC 31	Touchdown	2	Derrick Henry	24	1-10-KC 37	Touchdown
		4	<b>Patrick Mahomes</b>	<b>14T</b>	3-9-TEN 14	Touchdown	2	Derrick Henry	56	1-10-TEN 21	Touchdown
11/13	JAX	1	Patrick Mahomes	19	3-8-KC 22	Fumble	2	Trevor Lawrence	18	1-10-KC 28	Touchdown
		1	Isiah Pacheco	13	1-10-KC 20	Touchdown	3	Travis Etienne Jr.	10	1-10-JAX 25	Field Goal
		2	Kadarius Toney	32	1-10-KC 41	Touchdown					
		2	Patrick Mahomes	12	2-2-JAX 41	Touchdown					
		4	Isiah Pacheco	11	1-10-KC 22	Interception					
11/20	at LAC	1	Isiah Pacheco	28	2-10-KC 39	Field Goal	2	Isaiah Spiller	11	1-10-KC 24	Touchdown
		3	Isiah Pacheco	18	1-10-KC 33	Field Goal					
		4	Patrick Mahomes	16	1-10-LAC 33	Touchdown					
11/27	LAR	1	Patrick Mahomes	10	1-10-KC 46	Touchdown	1	Cam Akers	15	1-10-LAR 25	Field Goal
		2	Patrick Mahomes	13	3-7-LAR 17	Field Goal	1	Bryce Perkins	13	3-5-LAR 45	Field Goal
							2	Bryce Perkins	10	3-9-LAR 26	Punt
12/04	at CIN	1	Jerick McKinnon	14	1-10-CIN 29	Field Goal	1	Samaje Perine	10	2-2-KC 24	Touchdown
		2	Skye Moore	12	2-2-CIN 24	Touchdown	3	Joe Burrow	16	2-8-KC 48	Field Goal
		2	Jerick McKinnon	11	1-10-CIN 12	Touchdown	4	Samaje Perine	10	2-2-KC 47	End Game
		2	Isiah Pacheco	16	2-7-KC 10	End Half					
12/11	at DEN	2	Isiah Pacheco	10	2-6-DEN 36	Touchdown	1	Russell Wilson	11	3-16-DEN 19	Punt
		4	Isiah Pacheco	10	2-10-DEN 44	End Game	2	Russell Wilson	13	3-1-DEN 49	Touchdown
							2	Russell Wilson	19	2-10-KC 38	Touchdown
							4	Russell Wilson	14	3-11-KC 16	Touchdown
12/18	at HOU	1	Isiah Pacheco	11	1-10-KC 25	Touchdown	2	<b>Davis Mills</b>	<b>17T</b>	2-10-KC 17	Touchdown
		1	Isiah Pacheco	18	1-10-KC 36	Touchdown	2	Royce Freeman	11	2-2-HOU 30	Punt
		2	Patrick Mahomes	12	2-2-HOU 36	Touchdown					
		3	Isiah Pacheco	12	2-1-HOU 39	Field Goal					
		4	Patrick Mahomes	14	3-4-HOU 45	Missed FG					
		5	<b>Jerick McKinnon</b>	<b>26T</b>	1-10-HOU 26	Touchdown					
12/24	SEA	NONE					3	Kenneth Walker III	20	1-10-SEA 18	Downs
							3	Kenneth Walker III	11	1-10-SEA 38	Downs
							3	Kenneth Walker III	20	2-6-SEA 30	Downs
01/01	DEN	NONE					2	<b>Russell Wilson</b>	<b>16T</b>	1-10-KC 16	Touchdown
							3	Latavius Murray	19	2-12-DEN 47	Touchdown
							3	Chase Edmonds	10	3-19-DEN 8	Punt
							4	Latavius Murray	11	1-10-DEN 25	Touchdown
01/07	at LV	1	Kadarius Toney	14	1-10-LV 16	Touchdown	1	Jarrett Stidham	10	2-12-LV 45	Field Goal
		2	Patrick Mahomes	14	3-10-LV 30	Touchdown	2	Jarrett Stidham	10	1-10-LV 47	Downs
		2	<b>Kadarius Toney</b>	<b>11T</b>	2-5-LV 11	Touchdown	3	Josh Jacobs	10	3-1-KC 29	Field Goal
		3	Patrick Mahomes	13	2-10-KC 14	Punt	4	Josh Jacobs	12	1-10-LV 18	Downs
		4	Isiah Pacheco	31	1-10-LV 33	Touchdown					
		4	Ronald Jones II	13	3-10-LV 21	End Game					

TOTALS

47 - 790 (16.8), 5 TDS

46 - 702 (15.3), 2 TDS

# BIG PASS PLAYS (20+ YARDS)

## 2022 REGULAR SEASON - BIG PASS PLAYS (20+ YARDS)

DATE	OPPONENT	QTR	CHIEFS PLAYER	YDS.	DOWN	RESULT	QTR	OPP. PLAYER	YDS.	DOWN	RESULT	
09/11	at ARI	1	Patrick Mahomes -> Clyde Edwards-Helaire	25	1-10-KC 32	Touchdown	1	Kyler Murray -> Greg Dortch	24	2-18-ARI 41	Touchdown	
		1	Patrick Mahomes -> Juju Smith-Schuster	20	2-13-ARI 46	Touchdown	2	Kyler Murray -> Marquise Brown	26	2-4-ARI 26	Punt	
		3	Patrick Mahomes -> Travis Kelce	35	1-10-KC 25	Touchdown	4	Kyler Murray -> Eno Benjamin	32	1-10-KC 33	Touchdown	
		3	Patrick Mahomes -> Skyy Moore	30	2-10-ARI 40	Touchdown						
3	Patrick Mahomes -> Travis Kelce	26	3-6-KC 38	Touchdown								
09/15	LAC	2	Patrick Mahomes -> Mecole Hardman	30	1-10-KC 25	Touchdown	1	Justin Herbert -> Mike Williams	29	2-3-KC 40	Touchdown	
		3	Patrick Mahomes -> Clyde Edwards-Helaire	21	2-8-KC 38	Touchdown	2	Justin Herbert -> Gerald Everett	26	2-3-KC 29	Interception	
		3	<b>Patrick Mahomes -&gt; Justin Watson</b>	<b>41T</b>	<b>3-10-LAC 41</b>	Touchdown	4	Justin Herbert -> Austin Ekeler	21	1-10-LAC 27	Touchdown	
							4	Justin Herbert -> DeAndre Carter	35	4-1-KC 43	Touchdown	
09/25	at IND	1	Patrick Mahomes -> Travis Kelce	29	3-7-IND 32	Touchdown	2	Matt Ryan -> Alec Pierce	30	1-10-IND 1	Fumble	
		3	Patrick Mahomes -> Travis Kelce	20	3-4-KC 18	Downs	3	Matt Ryan -> Michael Pittman Jr.	26	1-10-IND 48	Field Goal	
		3	Patrick Mahomes -> Noah Gray	26	1-10-KC 38	Downs	4	Matt Ryan -> Michael Pittman Jr.	25	1-10-IND 35	Downs	
		4	Patrick Mahomes -> Juju Smith-Schuster	53	3-13-KC 28	Missed FG						
4	Patrick Mahomes -> Marquez Valdes-Scantling	24	2-10-KC 30	Interception								
10/02	at TB	2	Patrick Mahomes -> Marquez Valdes-Scantling	36	1-10-KC 48	Touchdown	1	Tom Brady -> Leonard Fournette	25	2-7-TB 31	Field Goal	
		3	Patrick Mahomes -> Marquez Valdes-Scantling	25	2-7-KC 49	Touchdown	2	Tom Brady -> Mike Evans	30	1-10-TB 36	Touchdown	
		4	Patrick Mahomes -> Travis Kelce	22	3-4-TB 44	Field Goal	4	Tom Brady -> Mike Evans:12 -> Rachaad White:10	22	2-10-TB 32	End Game	
10/10	LV	3	Patrick Mahomes -> Marquez Valdes-Scantling	23	3-8-KC 48	Touchdown	1	<b>Derek Carr -&gt; Davante Adams</b>	<b>58T</b>	4-1-LV 42	Touchdown	
		3	Patrick Mahomes -> Mecole Hardman	28	3-8-KC 45	Touchdown	4	<b>Derek Carr -&gt; Davante Adams</b>	<b>48T</b>	3-6-KC 48	Touchdown	
		4	Patrick Mahomes -> Mecole Hardman	36	3-15-KC 36	Touchdown						
10/16	BUF	1	Patrick Mahomes -> Mecole Hardman	26	2-10-KC 27	Interception	1	Josh Allen -> Gabe Davis	22	2-11-BUF 24	Fumble	
		2	Patrick Mahomes -> Travis Kelce	25	1-10-KC 33	Touchdown	1	Josh Allen -> Stefan Diggs	31	1-10-BUF 20	Field Goal	
		2	<b>Patrick Mahomes -&gt; Juju Smith-Schuster</b>	<b>42T</b>	<b>3-10-BUF 42</b>	Touchdown	2	Josh Allen -> Stefan Diggs	30	2-7-BUF 22	Touchdown	
		3	Patrick Mahomes -> Skyy Moore	24	3-9-KC 28	Missed FG	2	<b>Josh Allen -&gt; Gabe Davis</b>	<b>34T</b>	1-10-KC 34	Touchdown	
		3	Patrick Mahomes -> Travis Kelce	23	1-10-KC 17	Touchdown	3	Josh Allen -> Dawson Knox	20	2-11-BUF 40	Touchdown	
		3	Patrick Mahomes -> Juju Smith-Schuster	41	1-10-KC 40	Touchdown						
10/23	at SF	1	Patrick Mahomes -> Travis Kelce	27	3-1-KC 36	Touchdown	1	Jimmy Garoppolo -> Deebo Samuel	22	2-7-KC 31	Touchdown	
		2	Patrick Mahomes -> Travis Kelce	22	2-8-KC 8	Missed FG	1	Jimmy Garoppolo -> Brandon Aiyuk	21	3-8-SF 24	Field Goal	
		2	Patrick Mahomes -> Marquez Valdes-Scantling	40	1-10-KC 30	Missed FG	2	Jimmy Garoppolo -> George Kittle	34	2-15-SF 20	Punt	
		3	Patrick Mahomes -> Jerick McKinnon	34	3-20-SF 38	Touchdown	4	Brock Purdy -> Ray-Ray McCloud III	20	1-10-SF 15	Interception	
		4	Patrick Mahomes -> Marquez Valdes-Scantling	57	3-11-KC 19	Touchdown	4	Brock Purdy -> Ray-Ray McCloud III	22	3-10-SF 45	Interception	
		4	Patrick Mahomes -> Juju Smith-Schuster	20	2-9-SF 23	Touchdown						
4	<b>Patrick Mahomes -&gt; Juju Smith-Schuster</b>	<b>45T</b>	<b>3-6-SF 45</b>	Touchdown								
11/06	TEN	1	Patrick Mahomes -> Travis Kelce	23	1-10-KC 21	Touchdown	1	Malik Willis -> Chig Okonkwo	48	1-10-TEN 18	Punt	
		1	Patrick Mahomes -> Justin Watson	31	3-7-KC 47	Touchdown						
		4	Patrick Mahomes -> Mecole Hardman	33	2-10-KC 40	End Half						
		5	Patrick Mahomes -> Noah Gray	27	3-1-TEN 49	Field Goal						
11/13	JAX	1	Patrick Mahomes -> Juju Smith-Schuster	25	3-8-JAX 38	Fumble	1	Trevor Lawrence -> Christian Kirk	24	1-10-JAX 24	Punt	
		1	Patrick Mahomes -> Travis Kelce	46	1-10-KC 33	Touchdown	2	Trevor Lawrence -> Travis Etienne Jr.	24	3-11-JAX 45	Missed FG	
		2	Patrick Mahomes -> Kadarius Toney	25	1-10-KC 28	Touchdown	2	Trevor Lawrence -> Marvin Jones Jr.	33	2-10-JAX 39	Touchdown	
		3	Patrick Mahomes -> Kadarius Toney	22	2-2-JAX 26	Touchdown						
4	Patrick Mahomes -> Marquez Valdes-Scantling	36	3-7-KC 13	End Game								
11/20	at LAC	1	Patrick Mahomes -> Travis Kelce	27	1-10-KC 25	Field Goal	1	<b>Justin Herbert -&gt; Joshua Palmer</b>	<b>50T</b>	2-2-50	Touchdown	
		1	Patrick Mahomes -> Travis Kelce	34	3-8-KC 27	Touchdown	2	Justin Herbert -> DeAndre Carter	20	2-7-LAC 45	Touchdown	
		2	Patrick Mahomes -> Jody Fortson	40	2-15-LAC 44	Touchdown	4	Justin Herbert -> Keenan Allen	46	3-18-LAC 38	Touchdown	
		2	Patrick Mahomes -> Justin Watson	29	2-10-KC 37	End Half						
		3	Patrick Mahomes -> Justin Watson	25	3-17-KC 7	Touchdown						
4	<b>Patrick Mahomes -&gt; Travis Kelce</b>	<b>32T</b>	<b>3-4-LAC 32</b>	Touchdown								
11/27	LAR	1	<b>Patrick Mahomes -&gt; Travis Kelce</b>	<b>39T</b>	2-16-LAR 39	Touchdown						
		2	Patrick Mahomes -> Ronald Jones II	22	2-7-LAR 42	Field Goal						
		2	Patrick Mahomes -> Marquez Valdes-Scantling	21	1-10-KC 4	Field Goal						
		2	Patrick Mahomes -> Jody Fortson	21	1-20-LAR 43	Field Goal						
4	Patrick Mahomes -> Marquez Valdes-Scantling	23	1-10-LAR 45	Interception								
12/04	at CIN	3	Patrick Mahomes -> Marquez Valdes-Scantling	42	3-7-KC 26	Touchdown	2	Joe Burrow -> Ja'Marr Chase	40	2-1-CIN 47	Downs	
		3	Patrick Mahomes -> Marquez Valdes-Scantling	29	3-10-CIN 38	Touchdown	3	Joe Burrow -> Ja'Marr Chase	22	2-7-CIN 28	Field Goal	
12/11	at DEN	1	Patrick Mahomes -> Travis Kelce	37	2-1-KC 29	Field Goal	2	Russell Wilson -> Mike Boone	20	2-8-DEN 27	Interception	
		2	<b>Patrick Mahomes -&gt; Jerick McKinnon</b>	<b>56T</b>	3-2-KC 44	Touchdown	3	<b>Russell Wilson -&gt; Marlon Mack</b>	<b>66T</b>	2-14-DEN 34	Touchdown	
		2	Patrick Mahomes -> Jerick McKinnon	24	3-10-KC 36	Touchdown	4	Russell Wilson -> Greg Dulcich	23	2-34-KC 39	Touchdown	
		2	Patrick Mahomes -> Juju Smith-Schuster	20	3-7-KC 28	Interception						
		3	Patrick Mahomes -> Noah Gray	25	2-3-KC 47	Touchdown						
		4	Patrick Mahomes -> Marquez Valdes-Scantling	20	3-11-KC 25	End Game						
12/18	at HOU	2	<b>Patrick Mahomes -&gt; Jerick McKinnon</b>	<b>20T</b>	1-10-HOU 20	Touchdown	1	Davis Mills -> Chris Moore	34	2-11-HOU 30	Touchdown	
		2	Patrick Mahomes -> Jerick McKinnon	21	1-10-KC 24	Touchdown						
12/24	SEA	2	Patrick Mahomes -> Travis Kelce	27	3-5-SEA 36	Touchdown	2	Geno Smith -> DK Metcalf	35	2-2-SEA 33	Field Goal	
		2	Patrick Mahomes -> Isaiah Pacheco	32	2-4-KC 34	Field Goal	4	Geno Smith -> Colby Parkinson	39	1-10-SEA 36	Touchdown	
		4	Patrick Mahomes -> Travis Kelce	20	1-10-KC 20	Touchdown						
		4	Patrick Mahomes -> Travis Kelce	52	1-10-KC 40	Touchdown						
01/01	DEN	2	Patrick Mahomes -> Kadarius Toney	38	1-10-KC 40	Interception	2	Russell Wilson -> Chase Edmonds	27	3-9-DEN 26	Fumble	
		2	Patrick Mahomes -> Kadarius Toney	27	1-10-KC 25	Touchdown	3	Russell Wilson -> Eric Saubert	24	1-10-DEN 24	Punt	
		2	Patrick Mahomes -> Jerick McKinnon	28	2-8-DEN 46	Touchdown	3	<b>Russell Wilson -&gt; Albert Okwuegbunam</b>	<b>25T</b>	2-1-KC 25	Touchdown	
		2	Patrick Mahomes -> Justin Watson	27	1-10-KC 40	Missed FG						
		3	Patrick Mahomes -> Marquez Valdes-Scantling	22	1-10-DEN 39	Touchdown						
01/07	at LV	1	Patrick Mahomes -> Justin Watson	67	2-5-KC 30	Touchdown	2	Jarrett Stidham -> Darren Waller	24	2-11-LV 23	Downs	
		1	Patrick Mahomes -> Juju Smith-Schuster	28	1-10-LV 44	Touchdown	2	Jarrett Stidham -> Davante Adams	22	1-10-LV 25	Fumble	

**TOTALS** 73 - 2,217 (30.4), 7 TDS

**45 - 1,359 (30.2), 6 TDS**

# ADVANCES CHART

## 2022 REGULAR SEASON CHIEFS ADVANCES

DATE	OPPONENT	RUSHES	COMPLETIONS	ADVANCES	OUTCOME
09/11	at Arizona	27	30	57	W 44-21
09/15	L.A. Chargers	18	24	42	W 27-24
09/25	at Indianapolis	23	20	43	L 20-17
10/02	at Tampa Bay	37	23	60	W 41-31
10/10	Las Vegas	23	29	52	W 30-29
10/16	Buffalo	18	25	43	L 24-20
10/23	at San Francisco	21	25	46	W 44-23
11/06	Tennessee	19	43	62	W 20-17 OT
11/13	Jacksonville	27	26	53	W 27-17
11/20	at L.A. Chargers	27	20	47	W 30-27
11/27	L.A. Rams	30	27	57	W 26-10
12/04	at Cincinnati	25	16	41	L 27-24
12/11	at Denver	23	28	51	W 34-28
12/18	at Houston	33	36	69	W 30-24 OT
12/24	Seattle	22	16	38	W 24-10
01/01	Denver	16	29	45	W 27-24
01/07	at Las Vegas	28	18	46	W 31-13
<b>TOTALS</b>		<b>417</b>	<b>435</b>	<b>852</b>	

## 2022 REGULAR SEASON OPPONENT ADVANCES

DATE	OPPONENT	RUSHES	COMPLETIONS	ADVANCES	OUTCOME
09/11	at Arizona	22	24	46	W 44-21
09/15	L.A. Chargers	24	33	57	W 27-24
09/25	at Indianapolis	27	27	54	L 20-17
10/02	at Tampa Bay	6	39	45	W 41-31
10/10	Las Vegas	24	19	43	W 30-29
10/16	Buffalo	31	27	58	L 24-20
10/23	at San Francisco	21	29	50	W 44-23
11/06	Tennessee	29	5	34	W 20-17 OT
11/13	Jacksonville	16	29	45	W 27-17
11/20	at L.A. Chargers	30	23	53	W 30-27
11/27	L.A. Rams	28	14	42	W 26-10
12/04	at Cincinnati	34	25	59	L 27-24
12/11	at Denver	19	27	46	W 34-28
12/18	at Houston	28	14	42	W 30-24 OT
12/24	Seattle	31	25	56	W 24-10
01/01	Denver	24	26	50	W 27-24
01/07	at Las Vegas	25	22	47	W 31-13
<b>TOTALS</b>		<b>419</b>	<b>408</b>	<b>827</b>	

### CHIEFS RECORD WHEN:

Having 45 or more advances	12 - 0
Having 50 or more advances	8 - 0
Having less than 45 advances	2 - 3
Having less than 50 advances	6 - 3
Allowing 45 or more advances	10 - 3
Allowing 50 or more advances	5 - 3
Allowing less than 45 advances	4 - 0
Allowing less than 50 advances	9 - 0

NOTE: Advances equal to all rushing attempts plus completions.



# SCORING DRIVES

## CHIEFS 2022 REGULAR SEASON SCORING DRIVES

DATE	OPPONENT	ACQUIRED	DRIVE				FIRST			SCORING PLAY	KC	OPP
			START	PLAYS	YARDS	Q	TIME	DOWNS				
09/11	at Arizona	Kickoff	KC 25	11	75	Q1	5:23	5	T. Kelce: 9-yard pass from P. Mahomes	7	0	
		Punt	KC 14	7	86	Q1	4:23	6	C. Edwards-Helaire: 3-yard pass from P. Mahomes	14	0	
		Kickoff	KC 25	11	75	Q2	5:33	5	C. Edwards-Helaire: 4-yard pass from P. Mahomes	20	7	
		Downs	KC 34	6	30	Q2	0:33	2	H. Butker: 54-yard FG	23	7	
		Punt	KC 25	4	75	Q3	2:12	4	J. Fortson: 1-yard pass from P. Mahomes	30	7	
		Punt	KC 34	8	66	Q3	4:53	4	M. Hardman: 2-yard pass from P. Mahomes	37	7	
09/15	L.A. Chargers	Kickoff	KC 34	9	66	Q4	5:13	5	I. Pacheco: 3-yard run	44	15	
		Kickoff	KC 25	7	75	Q2	3:19	4	J. McKinnon: 9-yard pass from P. Mahomes	7	10	
		Kickoff	KC 25	7	75	Q3	2:30	3	J. Watson: 41-yard pass from P. Mahomes	14	17	
		Punt	LAC 36	9	35	Q3	4:01	2	Q4: M. Ammendola: 19-yard FG	17	17	
		Punt	KC 15	5	72	Q4	0:35	2	M. Ammendola: 31-yard FG	27	17	
		Downs	IND 35	4	35	Q1	2:03	2	T. Kelce: 3-yard pass from P. Mahomes	6	7	
09/25	at Indianapolis	Fumble	IND 21	5	21	Q2	1:37	4	C. Edwards-Helaire: 1-yard run	14	10	
		Kickoff	KC 31	15	62	Q3	7:04	5	M. Ammendola: 26-yard FG	17	10	
		Fumble	TB 21	2	21	Q1	0:42	1	T. Kelce: 16-yard pass from P. Mahomes	7	0	
10/02	at Tampa Bay	Kickoff	KC 21	12	79	Q1	6:11	5	C. Edwards-Helaire: 3-yard run	14	3	
		Punt	KC 18	11	82	Q1	5:52	6	Q2: C. Edwards-Helaire: 2-yard pass from P. Mahomes	21	3	
		Fumble	TB 20	6	20	Q2	2:51	2	Mahomes	28	10	
		Kickoff	KC 25	10	49	Q3	3:34	3	N. Gray: 1-yard run	31	17	
		Punt	KC 35	9	65	Q3	4:49	4	M. Wright: 44-yard FG	38	17	
		Kickoff	KC 40	9	46	Q3	4:57	2	J. Fortson: 10-yard pass from P. Mahomes	41	24	
		Fumble	KC 25	11	75	Q2	4:42	5	T. Kelce: 1-yard pass from P. Mahomes	7	17	
		Kickoff	KC 25	4	34	Q2	0:17	2	M. Wright: 59-yard FG	10	20	
10/10	Las Vegas	Kickoff	KC 25	12	75	Q3	5:35	6	T. Kelce: 4-yard pass from P. Mahomes	17	20	
		Punt	KC 43	8	57	Q3	3:44	5	T. Kelce: 8-yard pass from P. Mahomes	24	20	
		Kickoff	KC 25	13	75	Q4	6:40	6	T. Kelce: 1-yard pass from P. Mahomes	30	23	
		Kickoff	KC 21	6	79	Q2	2:01	3	J. Smith-Schuster: 42-yard pass from P. Mahomes	7	3	
10/16	Buffalo	Kickoff	KC 28	3	28	Q2	0:16	1	H. Butker: 62-yard FG	10	10	
		Kickoff	KC 17	7	83	Q3	4:18	4	M. Hardman: 3-yard pass from P. Mahomes	17	17	
		Downs	KC 46	8	28	Q4	4:23	2	H. Butker: 44-yard FG	20	17	
		Kickoff	KC 27	9	73	Q1	4:22	4	M. Hardman: 8-yard pass from P. Mahomes	7	10	
10/23	at San Francisco	Kickoff	KC 10	10	90	Q2	5:02	6	M. Hardman: 25-yard run	14	13	
		Kickoff	SF 33	3	33	Q3	1:32	2	C. Edwards-Helaire: 16-yard run	21	13	
		Kickoff	KC 25	9	75	Q3	4:10	4	J. Watson: 4-yard pass from P. Mahomes	28	16	
		Kickoff	KC 20	6	80	Q4	3:33	3	M. Hardman: 3-yard run	35	23	
		Kickoff	KC 28	5	72	Q4	2:44	2	J. Smith-Schuster: 45-yard pass from P. Mahomes	44	23	
		Kickoff	KC 26	15	69	Q1	8:13	5	H. Butker: 23-yard FG	3	0	
11/06	Tennessee	Punt	KC 21	9	79	Q1	4:30	4	Q2: M. Hardman: 7-yard pass from P. Mahomes	9	0	
		Punt	KC 7	13	93	Q4	6:58	7	P. Mahomes: 14-yard run	17	17	
		Kickoff	KC 25	13	64	OT	5:56	3	H. Butker: 28-yard FG	20	17	
		Punt	KC 20	5	80	Q1	2:38	4	K. Toney: 6-yard pass from P. Mahomes	7	0	
11/13	Jacksonville	Missed FG	KC 41	3	59	Q2	1:23	2	M. Valdes-Scantling: 18-yard pass from P. Mahomes	14	0	
		Punt	KC 14	8	86	Q2	2:35	6	N. Gray: 13-yard pass from P. Mahomes	20	0	
		Kickoff	KC 25	10	75	Q3	5:08	4	T. Kelce: 7-yard pass from P. Mahomes	27	10	
		Kickoff	KC 25	11	60	Q1	4:06	3	H. Butker: 33-yard FG	3	0	
11/20	at L.A. Chargers	Kickoff	KC 25	7	41	Q1	3:35	2	H. Butker: 52-yard FG	6	7	
		Kickoff	KC 25	7	75	Q1	3:22	3	Q2: T. Kelce: 4-yard pass from P. Mahomes	13	10	
		Punt	KC 33	9	56	Q3	4:50	3	H. Butker: 30-yard FG	16	20	
		Punt	KC 14	10	86	Q3	4:55	4	Q4: T. Kelce: 32-yard pass from P. Mahomes	23	20	
		Kickoff	KC 25	6	75	Q4	1:15	5	T. Kelce: 17-yard pass from P. Mahomes	30	27	
		Punt	KC 10	9	90	Q1	4:20	5	T. Kelce: 39-yard pass from P. Mahomes	7	0	
11/27	L.A. Rams	Kickoff	KC 25	12	66	Q2	5:07	5	H. Butker: 27-yard FG	10	3	
		Punt	KC 4	13	83	Q2	3:00	5	H. Butker: 32-yard FG	13	3	
		Punt	KC 29	12	71	Q3	6:52	6	I. Pacheco: 3-yard run	20	3	
		Interception	LAR 9	4	5	Q4	1:33	0	H. Butker: 22-yard FG	23	10	
		Interception	LAR 27	9	24	Q4	3:33	2	H. Butker: 22-yard FG	26	10	
		Kickoff	KC 27	10	65	Q1	4:53	3	H. Butker: 26-yard FG	3	7	
12/04	at Cincinnati	Punt	KC 19	14	81	Q2	7:05	7	J. McKinnon: 2-yard pass from P. Mahomes	10	14	
		Kickoff	KC 23	7	77	Q3	2:57	3	I. Pacheco: 8-yard run	17	14	
		Kickoff	KC 47	8	53	Q3	3:27	3	P. Mahomes: 3-yard run	24	17	
		Kickoff	KC 25	8	58	Q1	4:04	3	H. Butker: 35-yard FG	3	0	
12/11	at Denver	Punt	KC 20	6	53	Q1	2:18	1	H. Butker: 45-yard FG	6	0	
		Punt	KC 22	4	78	Q1	1:41	2	Q2: J. McKinnon: 56-yard pass from P. Mahomes	13	0	
		Punt	KC 24	12	76	Q2	4:53	5	J. McKinnon: 10-yard pass from P. Mahomes	20	0	
		Punt	KC 28	9	72	Q3	4:28	4	J. Smith-Schuster: 4-yard pass from P. Mahomes	34	21	
		Kickoff	KC 25	7	75	Q1	3:34	5	Q2: J. McKinnon: 20-yard pass from P. Mahomes	7	7	
		Punt	KC 3	13	97	Q2	3:52	7	M. Valdes-Scantling: 4-yard pass from P. Mahomes	13	14	
12/18	at Houston	Kickoff	KC 25	10	67	Q3	5:55	4	H. Butker: 27-yard FG	16	14	
		Kickoff	KC 16	9	84	Q3	4:28	7	Q4: P. Mahomes: 5-yard run	24	21	
		Fumble	HOU 26	1	26	OT	0:06	1	J. McKinnon: 26-yard run	30	24	
		Punt	KC 37	9	63	Q1	5:12	5	K. Toney: 8-yard pass from P. Mahomes	7	0	
12/24	Seattle	Punt	KC 47	7	53	Q2	3:21	3	J. McKinnon: 9-yard pass from P. Mahomes	14	0	
		Punt	KC 28	6	43	Q2	2:48	1	H. Butker: 47-yard FG	17	0	
		Interception	KC 20	5	80	Q4	3:00	3	P. Mahomes: 3-yard run	24	3	
		Punt	KC 35	10	65	Q1	5:42	5	I. Pacheco: 5-yard run	6	0	
01/01	Denver	Kickoff	KC 25	7	75	Q2	3:38	4	J. McKinnon: 6-yard pass from P. Mahomes	13	10	
		Punt	KC 35	6	65	Q3	3:06	4	Q4: B. Bell: 17-yard pass from P. Mahomes	20	17	
		Interception	DEN 17	4	17	Q4	1:55	2	J. McKinnon: 3-yard pass from P. Mahomes	27	17	
		Kickoff	KC 25	5	75	Q1	2:08	2	J. McKinnon: 2-yard pass from P. Mahomes	7	0	
01/07	at Las Vegas	Interception	LV 44	3	44	Q1	1:08	3	Q2: R. Jones II: 2-yard run	14	3	
		Downs	KC 2	12	98	Q2	5:19	6	K. Toney: 11-yard run	21	3	
		Fumble	LV 30	2	4	Q2	0:09	0	H. Butker: 44-yard FG	24	3	
		Punt	KC 38	7	62	Q4	3:01	4	I. Pacheco: 1-yard run	31	6	
		Punt	KC 38	7	62	Q4	3:01	4	I. Pacheco: 1-yard run	31	6	
<b>AVG</b>				<b>8.0</b>	<b>62.8</b>		<b>3:43</b>	<b>3.7</b>				
<b>TOTALS</b>				<b>667</b>	<b>5,210</b>		<b>309:31</b>	<b>306</b>				

# OPPONENTS SCORING DRIVES

## CHIEFS OPPONENTS 2022 REGULAR SEASON SCORING DRIVES

DATE	OPPONENT	ACQUIRED	DRIVE				FIRST				KC	OPP
			START	PLAYS	YARDS	Q	TIME	DOWN	SCORING PLAY			
09/11	at Arizona	Kickoff	ARI 25	11	75	Q1	5:15	6	Q2: J. Conner: 2-yard run	14	7	
		Kickoff	ARI 25	14	75	Q3	6:04	5	Q4: M. Brown: 6-yard pass from K. Murray	37	15	
		Kickoff	KC 48	6	48	Q4	2:28	3	Z. Ertz: 6-yard pass from K. Murray	44	21	
09/15	L.A. Chargers	Punt	LAC 20	11	67	Q1	4:41	3	D. Hopkins: 31-yard FG	0	3	
		Punt	LAC 42	8	58	Q1	3:50	3	Q2: Z. Horvath: 1-yard pass from J. Herbert	0	10	
		Kickoff	LAC 25	11	75	Q3	5:08	5	M. Williams: 15-yard pass from J. Herbert	7	17	
		Kickoff	LAC 27	9	73	Q4	2:09	3	J. Palmer: 7-yard pass from J. Herbert	27	24	
09/25	at Indianapolis	Muffed Punt	KC 4	3	4	Q1	1:23	1	J. Woods: 1-yard pass from M. Ryan	0	7	
		Kickoff	IND 29	11	46	Q1	5:54	3	Q2: C. McLaughlin: 43-yard FG	6	10	
		Kickoff	IND 25	10	42	Q3	5:03	3	C. McLaughlin: 51-yard FG	17	13	
		Missed FG	IND 24	16	76	Q4	8:14	6	J. Woods: 12-yard pass from M. Ryan	17	20	
10/02	at Tampa Bay	Kickoff	TB 28	7	45	Q1	4:02	2	R. Succop: 45-yard FG	7	3	
		Kickoff	TB 25	6	75	Q2	2:36	5	M. Evans: 13-yard pass from T. Brady	21	10	
		Kickoff	TB 25	12	75	Q2	2:01	6	M. Evans: 1-yard pass from T. Brady	28	17	
		Kickoff	TB 25	11	75	Q3	4:58	6	R. White: 1-yard run	38	24	
		Interception	KC 34	5	34	Q4	1:12	3	L. Fournette: 5-yard pass from T. Brady	41	31	
10/10	Las Vegas	Punt	LV 33	4	67	Q1	2:52	1	D. Adams: 58-yard pass from D. Carr	0	7	
		Missed FG	LV 31	10	69	Q1	5:03	5	Q2: J. Jacobs: 1-yard run	0	14	
		Punt	LV 23	6	43	Q2	3:03	2	D. Carlson: 53-yard FG	0	17	
		Kickoff	LV 25	9	43	Q2	4:23	2	D. Carlson: 50-yard FG	7	20	
		Kickoff	LV 16	8	55	Q3	4:15	3	Q4: D. Carlson: 47-yard FG	24	23	
		Kickoff	LV 25	7	75	Q4	2:58	3	D. Adams: 48-yard pass from D. Carr	30	29	
10/16	Buffalo	Interception	BUF 20	11	59	Q1	4:44	3	Q2: T. Bass: 39-yard FG	0	3	
		Punt	BUF 4	7	96	Q2	1:13	4	G. Davis: 34-yard pass from J. Allen	7	10	
		Missed FG	BUF 41	6	59	Q3	3:13	3	S. Diggs: 17-yard pass from J. Allen	10	17	
		Punt	BUF 24	12	76	Q4	4:27	5	D. Knox: 14-yard pass from J. Allen	20	24	
10/23	at San Francisco	Kickoff	SF 25	10	63	Q1	4:38	3	R. Gould: 30-yard FG	0	3	
		Interception	KC 34	4	34	Q1	2:14	2	R. McCloud III: 8-yard pass from J. Garoppolo	0	10	
		Kickoff	SF 22	10	46	Q1	4:56	3	Q2: R. Gould: 50-yard FG	7	13	
		Kickoff	SF 17	11	52	Q3	5:47	3	R. Gould: 49-yard FG	21	16	
		Kickoff	SF 25	8	75	Q3	4:15	5	Q4: G. Kittle: 15-yard pass from J. Garoppolo	28	23	
11/06	Tennessee	Kickoff	TEN 26	7	74	Q2	4:07	4	D. Henry: 4-yard run	9	7	
		Punt	TEN 21	5	79	Q2	2:50	3	D. Henry: 1-yard run	9	14	
		Interception	KC 34	4	8	Q3	1:29	0	R. Bullock: 44-yard FG	9	17	
11/13	Jacksonville	Kickoff	JAX 39	5	61	Q2	0:35	3	C. Kirk: 3-yard pass from T. Lawrence	20	7	
		Kickoff	JAX 25	17	58	Q3	9:14	5	R. Patterson: 35-yard FG	20	10	
		Interception	JAX 46	8	54	Q4	2:29	3	C. Kirk: 19-yard pass from T. Lawrence	27	17	
11/20	at L.A. Chargers	Kickoff	LAC 25	3	75	Q1	1:21	2	J. Palmer: 50-yard pass from J. Herbert	3	7	
		Kickoff	LAC 25	9	47	Q1	3:23	2	C. Dicker: 46-yard FG	6	10	
		Punt	LAC 30	13	70	Q2	7:03	6	A. Ekeler: 1-yard run	13	17	
		Punt	LAC 39	9	58	Q2	2:27	3	C. Dicker: 21-yard FG	13	20	
		Fumble	LAC 36	10	64	Q4	5:01	4	J. Palmer: 6-yard pass from J. Herbert	23	27	
11/27	L.A. Rams	Kickoff	LAR 25	10	46	Q1	5:43	3	Q2: M. Gay: 47-yard FG	7	3	
		Kickoff	LAR 25	14	75	Q3	6:36	5	Q4: V. Jefferson: 7-yard pass from B. Perkins	20	10	
12/04	at Cincinnati	Kickoff	CIN 25	11	75	Q1	6:11	6	J. Burrow: 4-yard run	0	7	
		Kickoff	CIN 26	9	74	Q1	5:23	5	Q2: T. Higgins: 12-yard pass from J. Burrow	3	14	
		Kickoff	CIN 25	9	57	Q3	4:47	3	E. McPherson: 36-yard FG	17	17	
		Kickoff	CIN 25	8	52	Q3	4:02	3	Q4: E. McPherson: 41-yard FG	24	20	
		Fumble	CIN 47	10	53	Q4	4:58	4	C. Evans: 8-yard pass from J. Burrow	24	27	
12/11	at Denver	Interception	KC 42	4	42	Q2	1:18	2	J. Jeudy: 18-yard pass from R. Wilson	27	7	
		Interception	DEN 40	7	60	Q2	0:57	4	J. Jeudy: 5-yard pass from R. Wilson	27	14	
		Kickoff	DEN 25	5	75	Q3	1:57	2	M. Mack: 66-yard pass from R. Wilson	27	21	
		Kickoff	DEN 25	12	75	Q3	4:49	4	Q4: J. Jeudy: 7-yard pass from B. Rypien	34	28	
12/18	at Houston	Punt	HOU 20	11	80	Q1	5:42	5	T. Quitonio: 8-yard pass from D. Mills	0	7	
		Fumble	KC 17	2	17	Q2	0:12	1	D. Mills: 17-yard run	7	14	
		Fumble	KC 49	7	49	Q3	4:18	4	J. Akins: 12-yard pass from D. Mills	16	21	
		Kickoff	HOU 25	15	65	Q4	6:46	5	K. Fairbairn: 29-yard FG	24	24	
12/24	Seattle	Kickoff	SEA 7	11	90	Q2	2:40	5	J. Myers: 22-yard FG	17	3	
		Kickoff	SEA 25	10	75	Q4	2:17	4	N. Fant: 6-yard pass from G. Smith	24	10	
01/01	Denver	Punt	DEN 21	14	49	Q1	6:46	4	Q2: B. McManus: 49-yard FG	6	3	
		Fumble	KC 16	1	16	Q2	0:05	1	R. Wilson: 16-yard run	6	10	
		Punt	DEN 37	6	63	Q3	3:48	3	A. Okwuegbunam: 25-yard pass from R. Wilson	13	17	
		Kickoff	DEN 25	12	75	Q4	6:22	7	R. Wilson: 4-yard run	27	24	
01/07	at Las Vegas	Kickoff	LV 25	10	40	Q1	5:37	3	D. Carlson: 54-yard FG	7	3	
		Kickoff	LV 25	13	55	Q3	8:05	3	D. Carlson: 38-yard FG	24	6	
		Kickoff	LV 25	10	75	Q4	4:26	5	H. Renfrow: 11-yard pass from J. Stidham	31	13	
<b>AVG</b>				<b>8.9</b>	<b>59.6</b>		<b>4:02</b>	<b>3.6</b>				
<b>TOTALS</b>				<b>585</b>	<b>3,936</b>		<b>266:43</b>	<b>236</b>				

# THE LAST TIME

## 2022 Regular Season (As of January 16, 2023)

### PASSING

#### 500 YARDS PASSING

KC	11/5/2000	@ Oakland	504 yards	Elvis Grbac
Opp	12/6/1990	@ Houston Oilers	527 yards	Warren Moon

#### 40+ PASS ATTEMPTS

KC	1/1/2023	vs. Denver	42 att.	Patrick Mahomes
Opp	12/24/2022	vs. Seattle	40 att.	Geno Smith

#### 50+ PASS ATTEMPTS

KC	11/6/2022	vs. Tennessee	68 att.	Patrick Mahomes
Opp	10/2/2022	@ Tampa Bay	52 att.	Tom Brady

#### 400 YARDS PASSING

KC	11/6/2022	vs. Tennessee	446 yards	Patrick Mahomes
Opp	1/2/2022	@ Cincinnati	446 yards	Joe Burrow

#### 300 YARDS PASSING

KC	1/1/2023	vs. Denver	328 yards	Patrick Mahomes
Opp	10/23/2022	@ San Francisco	303 yards	Jimmy Garoppolo

#### SIX TOUCHDOWN PASSES

KC	11/19/2018	@ L.A. Rams	6 tds	Patrick Mahomes: (25, 21, 8, 4, 73, 10)
Opp				* Never Has Happened *

#### SEVEN TOUCHDOWN PASSES

KC				* Never Has Happened *
Opp				* Never Has Happened *

#### FIVE TOUCHDOWN PASSES

KC	9/11/2022	@ Arizona	5 tds	Patrick Mahomes: (9, 3, 4, 1, 2)
Opp	10/8/2017	@ Houston	5 tds	Deshaun Watson: (6, 9, 48, 34, 1)

#### FOUR TOUCHDOWN PASSES

KC	11/13/2022	vs. Jacksonville	4 tds	Patrick Mahomes: (6, 18, 13, 7)
Opp	1/2/2022	@ Cincinnati	4 tds	Joe Burrow: (72, 18, 69, 5)

#### THREE TOUCHDOWN PASSES

KC	1/1/2023	vs. Denver	3 tds	Patrick Mahomes: (6, 17, 3)
Opp	12/11/2022	@ Denver	3 tds	Russell Wilson: (18, 5, 66)

#### SEVEN+ INTERCEPTIONS THROWN

KC				* Never Has Happened *
Opp				* Never Has Happened *

#### SIX INTERCEPTIONS THROWN

KC				* Never Has Happened *
Opp	9/25/2016	vs. N.Y. Jets	6 ints	Ryan Fitzpatrick

#### FIVE INTERCEPTIONS THROWN

KC				* Never Has Happened *
Opp				* Never Has Happened *

#### FOUR INTERCEPTIONS THROWN

KC	12/13/2009	vs. Buffalo	4 ints	Matt Cassel
Opp	11/18/2019	@ L.A. Chargers	4 ints	Philip Rivers

#### THREE INTERCEPTIONS THROWN

KC	12/11/2022	@ Denver	3 ints	Patrick Mahomes
Opp	11/18/2019	@ L.A. Chargers	4 ints	Philip Rivers

#### TWO INTERCEPTIONS THROWN

KC	12/11/2022	@ Denver	3 ints	Patrick Mahomes
Opp	11/27/2022	vs. L.A. Rams	2 ints	Bryce Perkins

### RUSHING

#### 300 YARDS RUSHING

KC				* Never Has Happened *
Opp				* Never Has Happened *

#### 200 YARDS RUSHING

KC	12/23/2012	vs. Indianapolis	226 yards	Jamaal Charles
Opp	12/20/2009	vs. Cleveland	286 yards	Jerome Harrison

# THE LAST TIME

## 150-199 YARDS RUSHING

KC	10/19/2020	@ Buffalo	161 yards	Clyde Edwards-Helaire
Opp	10/10/2022	vs. Las Vegas	154 yards	Josh Jacobs

## 100 YARDS RUSHING

KC	11/20/2022	@ L.A. Chargers	107 yards	Isiah Pacheco
Opp	12/24/2022	vs. Seattle	107 yards	Kenneth Walker III

## 100-149 YARDS RUSHING

KC	11/20/2022	@ L.A. Chargers	107 yards	Isiah Pacheco
Opp	12/24/2022	vs. Seattle	107 yards	Kenneth Walker III

## FIVE TOUCHDOWNS RUSHING

KC	* Never Has Happened *			
Opp	12/7/2003	@ Denver	5 tds	Clinton Portis: (11, 1, 59, 28, 53)

## FOUR TOUCHDOWNS RUSHING

KC	10/24/2004	vs. Atlanta	4 tds 4 tds	Derrick Blaylock: (7, 1, 3, 2) Priest Holmes: (15, 2, 2, 1)
Opp	12/7/2003	@ Denver	5 tds	Clinton Portis: (11, 1, 59, 28, 53)

## THREE TOUCHDOWNS RUSHING

KC	9/28/2015	@ Green Bay	3 tds	Jamaal Charles: (9, 4, 7)
Opp	9/22/2019	vs. Baltimore	3 tds	Mark Ingram II: (2, 19, 1)

## TWO TOUCHDOWNS RUSHING

KC	10/23/2022	@ San Francisco	2 tds	Mecole Hardman: (25, 3)
Opp	1/1/2023	vs. Denver	2 tds	Russell Wilson: (16, 4)

## TWO PLAYERS WITH TWO TD RUSHING

KC	10/24/2004	vs. Atlanta		Derrick Blaylock: (7, 1, 3, 2) Priest Holmes: (15, 2, 2, 1)
Opp	* Never Has Happened *			

## 150 YARDS RUSHING

KC	10/19/2020	@ Buffalo	161 yards	Clyde Edwards-Helaire
Opp	10/10/2022	vs. Las Vegas	154 yards	Josh Jacobs

## 30+ RUSHING ATTEMPTS

KC	9/21/2014	@ Miami	32 att.	Knile Davis
Opp	10/15/2017	vs. Pittsburgh	32 att.	Le'Veon Bell

## 50-74 YARD RUSHING

KC	1/7/2023	@ Las Vegas	64 yards	Isiah Pacheco
Opp	1/7/2023	@ Las Vegas	50 yards	Jarrett Stidham

## 75+ YARD RUSHING

KC	12/18/2022	@ Houston	86 yards	Isiah Pacheco
Opp	12/24/2022	vs. Seattle	107 yards	Kenneth Walker III

## 30-39 RUSHING ATTEMPTS

KC	9/21/2014	@ Miami	32 att.	Knile Davis
Opp	10/15/2017	vs. Pittsburgh	32 att.	Le'Veon Bell

## 40+ RUSHING ATTEMPTS

KC	* Never Has Happened *			
Opp	* Never Has Happened *			

## 400 YARDS RUSHING (TEAM)

KC	* Never Has Happened *			
Opp	* Never Has Happened *			

## 300 YARDS RUSHING (TEAM)

KC	12/23/2012	vs. Indianapolis	352 yards	Indianapolis 20, Kansas City 13
Opp	12/20/2009	vs. Cleveland	351 yards	Cleveland 41, Kansas City 34

## 200 YARDS RUSHING (TEAM)

KC	10/3/2021	@ Philadelphia	200 yards	Kansas City 42, Philadelphia 30
Opp	9/19/2021	@ Baltimore	251 yards	Baltimore 36, Kansas City 35

## 200-299 YARDS RUSHING (TEAM)

KC	10/3/2021	@ Philadelphia	200 yards	Kansas City 42, Philadelphia 30
----	-----------	----------------	-----------	---------------------------------

# THE LAST TIME

Opp	9/19/2021	@ Baltimore	251 yards		Baltimore 36, Kansas City 35
<b>200+ YARDS RUSHING (TEAM)</b>					
KC	10/3/2021	@ Philadelphia	200 yards		Kansas City 42, Philadelphia 30
Opp	9/19/2021	@ Baltimore	251 yards		Baltimore 36, Kansas City 35
<b>300+ YARDS RUSHING (TEAM)</b>					
KC	12/23/2012	vs. Indianapolis	352 yards		Indianapolis 20, Kansas City 13
Opp	12/20/2009	vs. Cleveland	351 yards		Cleveland 41, Kansas City 34
<b>RECEIVING</b>					
<b>TWO 100-YARD RECEIVERS</b>					
KC	10/23/2022	@ San Francisco	124 yards 111 yards	Juju Smith-Schuster Marquez Valdes-Scantling	
Opp	9/16/2018	@ Pittsburgh	138 yards 121 yards	Jesse James Juju Smith-Schuster	
<b>200 YARDS RECEIVING</b>					
KC	9/17/1990	@ Denver	206 yards	Stephon Paige	
Opp	1/2/2022	@ Cincinnati	266 yards	Ja'Marr Chase	
<b>100 YARDS RECEIVING</b>					
KC	12/24/2022	vs. Seattle	113 yards	Travis Kelce	
Opp	11/20/2022	@ L.A. Chargers	106 yards	Joshua Palmer	
<b>FOUR TOUCHDOWN RECEPTIONS</b>					
KC	10/10/2022	vs. Las Vegas	4 tds	Travis Kelce: (1, 4, 8, 1)	
Opp	12/1/2013	vs. Denver	4 tds	Eric Decker: (41, 37, 15, 1)	
<b>FIVE TOUCHDOWN RECEPTIONS</b>					
KC				* Never Has Happened *	
Opp				* Never Has Happened *	
<b>THREE TOUCHDOWN RECEPTIONS</b>					
KC	11/20/2022	@ L.A. Chargers	3 tds	Travis Kelce: (4, 32, 17)	
Opp	12/11/2022	@ Denver	3 tds	Jerry Jeudy: (18, 5, 7)	
<b>TWO TOUCHDOWN RECEPTIONS</b>					
KC	1/1/2023	vs. Denver	2 tds	Jerick McKinnon: (6, 3)	
Opp	12/11/2022	@ Denver	3 tds	Jerry Jeudy: (18, 5, 7)	
<b>TWO PLAYERS WITH TWO TD RECEPTIONS</b>					
KC	11/19/2018	@ L.A. Rams		Tyreek Hill: (25, 73) Chris Conley: (8, 10)	
Opp	10/8/2017	@ Houston		DeAndre Hopkins: (6, 34, 1) Will Fuller V: (9, 48)	
<b>150 YARDS RECEIVING</b>					
KC	12/16/2021	@ L.A. Chargers	191 yards	Travis Kelce	
Opp	1/2/2022	@ Cincinnati	266 yards	Ja'Marr Chase	
<b>10 OR MORE RECEPTIONS</b>					
KC	12/18/2022	@ Houston	10 10	Juju Smith-Schuster Travis Kelce	
Opp	10/16/2022	vs. Buffalo	10	Stefon Diggs	
<b>100-149 YARDS RECEIVING</b>					
KC	12/24/2022	vs. Seattle	113 yards	Travis Kelce	
Opp	11/20/2022	@ L.A. Chargers	106 yards	Joshua Palmer	
<b>150-199 YARDS RECEIVING</b>					
KC	12/16/2021	@ L.A. Chargers	191 yards	Travis Kelce	
Opp	10/27/2019	vs. Green Bay	159 yards	Aaron Jones	
<b>200-299 YARDS RECEIVING</b>					
KC	11/29/2020	@ Tampa Bay	269 yards	Tyreek Hill	
Opp	1/2/2022	@ Cincinnati	266 yards	Ja'Marr Chase	
<b>300+ YARDS RECEIVING</b>					
KC				* Never Has Happened *	
Opp				* Never Has Happened *	
<b>COMBINED YARDS</b>					

# THE LAST TIME

100-YARD RUSHER AND 300-YARD PASSER						
KC	11/20/2022	@ L.A. Chargers	107 yards 329 yards	Isiah Pacheco Patrick Mahomes		
Opp	10/14/2018	@ New England	106 yards 340 yards	Sony Michel Tom Brady		
100-YARD RECEIVER AND 300-YARD PASSER						
KC	12/18/2022	@ Houston	105 yards 336 yards	Travis Kelce Patrick Mahomes		
Opp	10/16/2022	vs. Buffalo	148 yards 329 yards	Stefon Diggs Josh Allen		
100-YARD RUSHER AND 100-YARD RECEIVER						
KC	11/20/2022	@ L.A. Chargers	107 yards 115 yards	Isiah Pacheco Travis Kelce		
Opp	10/10/2022	vs. Las Vegas	154 yards 124 yards	Josh Jacobs Davante Adams		
100-YARD RUSHER, 300-YARD PASSER, 100-YARD RECEIVER						
KC	11/20/2022	@ L.A. Chargers	107 yards 329 yards 115 yards	Isiah Pacheco Patrick Mahomes Travis Kelce		
Opp	12/1/2013	vs. Denver	117 yards 403 yards 174 yards	Montee Ball Peyton Manning Eric Decker		
100-YARD RUSHER/TWO 100-YARD RECEIVERS						
KC	12/3/2006	@ Cleveland	110 yards 105/117 yards	Larry Johnson Tony Gonzalez/Eddie Kennison		
Opp	12/1/2013	vs. Denver	117 yards 174/106 yards	Montee Ball Eric Decker/Demaryius Thomas		
TWO 100-YARD RECEIVERS/300-YARD PASSER						
KC	10/23/2022	@ San Francisco	124/111 yards 423 yards	Juju Smith-Schuster/Marquez Valdes-Scantling Patrick Mahomes		
Opp	9/16/2018	@ Pittsburgh	138/121 yards 452 yards	Jesse James/Juju Smith-Schuster Ben Roethlisberger		
DEFENSE						
INTERCEPTED PASS RETURNED FOR A TOUCHDOWN						
KC	12/11/2022	@ Denver	47 yards	Willie Gay		(4:43) 3-R.Wilson pass short middle intended for 89-B.Johnson INTERCEPTED by 50-W.Gay at DEN 47. 50-W.Gay for 47 yards, TOUCHDOWN. DEN-89-B.Johnson was injured during the play.
Opp	10/10/2021	vs. Buffalo	26 yards	Micah Hyde		(7:20) (Shotgun) 15-P.Mahomes pass short left intended for 10-T.Hill INTERCEPTED by 23-M.Hyde at KC 26. 23-M.Hyde for 26 yards, TOUCHDOWN.
FUMBLE RETURNED FOR A TOUCHDOWN						
KC	1/8/2022	@ Denver	86 yards	Nick Bolton		(7:57) 25-M.Gordon right guard to KC 13 for -4 yards (24-M.Ingram). FUMBLES (24-M.Ingram), touched at KC 13, RECOVERED by KC-54-N.Bolton at KC 14. 54-N.Bolton for 86 yards, TOUCHDOWN.
Opp	11/10/2019	@ Tennessee	53 yards	Rashaan Evans		(6:28) (Shotgun) 26-Dam.Williams up the middle to TEN 45 for -1 yards (51-D.Long). FUMBLES (51-D.Long), RECOVERED by TEN-54-R.Evans at TEN 47. 54-R.Evans for 53 yards, TOUCHDOWN.
SAFETY SCORED						
KC	10/23/2022	@ San Francisco		Frank Clark		(8:55) (Shotgun) 10-J.Garoppolo sacked in End Zone for -6 yards, SAFETY (55-F.Clark).
Opp	1/3/2021	vs. L.A. Chargers		Isaac Rochell		(1:48) (Shotgun) 4-C.Henne sacked in End Zone for -1 yards, SAFETY (98-I.Rochell).
SHUTOUT						
KC	10/23/2011	@ Oakland	Kansas City 28, Las Vegas 0			
Opp	12/16/2012	@ Oakland	Las Vegas 15, Kansas City 0			
FIVE+ SACK GAME						
KC	9/6/1998	vs. Oakland	6.0 sk	Derrick Thomas		
Opp				* Never Has Happened *		
FOUR SACK GAME						
KC	12/28/2014	vs. San Diego	4.0 sk	Justin Houston		
Opp	11/9/2003	vs. Cleveland	4.0 sk	Andra Davis		
THREE SACK GAME						
KC	11/21/2021	vs. Dallas	3.5 sk	Chris Jones		
Opp	9/24/2017	@ L.A. Chargers	3.0 sk	Melvin Ingram III		
TWO SACK GAME						
KC	1/7/2023	@ Las Vegas	2.5 sk 2.0 sk	Chris Jones Mike Danna		
Opp	11/6/2022	vs. Tennessee	2.0 sk	Denico Autry		
FOUR OR MORE INTERCEPTION GAME						
KC	9/29/1985	vs. Seattle	4 ints	Derron Cherry		

# THE LAST TIME

Opp	10/7/2001	@ Denver	4 int	Deltha O'Neal	
<b>TWO INTERCEPTIONS BY TEAMMATES</b>					
KC				* Never Has Happened *	
Opp				* Never Has Happened *	
<b>THREE INTERCEPTION GAME</b>					
KC	11/27/2005	vs. New England	3 int	Greg Wesley	
Opp	10/1/1989	@ Cincinatti	3 ints	David Fulcher	
<b>TWO INTERCEPTION GAME</b>					
KC	9/19/2021	@ Baltimore	2 int	Tyrann Mathieu	
Opp	12/11/2022	@ Denver	2 int	Josey Jewell	
<b>70+ YARD INTERCEPTION RETURN</b>					
KC	9/15/2022	vs. L.A. Chargers	99t yards	Jaylen Watson	
Opp	1/1/2017	@ San Diego	90t yards	Jahleel Addae	
<b>TWO INTERCEPTIONS</b>					
KC	9/19/2021	@ Baltimore	2 ints	Tyrann Mathieu	
Opp	12/11/2022	@ Denver	2 ints	Josey Jewell	
<b>THREE INTERCEPTIONS</b>					
KC	11/27/2005	vs. New England	3 ints	Greg Wesley	
Opp				* Never Has Happened *	
<b>FOUR INTERCEPTIONS</b>					
KC				* Never Has Happened *	
Opp	10/7/2001	@ Denver	4 ints	Deltha O'Neal	
<b>LESS THAN 25 RUSHING YARDS</b>					
KC	12/16/2012	@ Oakland	10 yards		Las Vegas 15, Kansas City 0
Opp	10/2/2022	@ Tampa Bay	3 yards		Kansas City 41, Tampa Bay 31
<b>LESS THAN 50 RUSHING YARDS</b>					
KC	1/1/2023	vs. Denver	46 yards		Kansas City 27, Denver 24
Opp	10/2/2022	@ Tampa Bay	3 yards		Kansas City 41, Tampa Bay 31
<b>LESS THAN 100 RUSHING YARDS</b>					
KC	1/7/2023	@ Las Vegas	99 yards		Kansas City 31, Las Vegas 13
Opp	1/1/2023	vs. Denver	46 yards		Kansas City 27, Denver 24
<b>LESS THAN 50 NET PASSING YARDS</b>					
KC	12/30/2012	@ Denver	26 yards		Denver 38, Kansas City 3
Opp	9/20/1998	vs. San Diego	-19 yards		Kansas City 23, L.A. Chargers 7
<b>LESS THAN 100 NET PASSING YARDS</b>					
KC	12/30/2012	@ Denver	26 yards		Denver 38, Kansas City 3
Opp	11/27/2022	vs. L.A. Rams	82 yards		Kansas City 26, L.A. Rams 10
<b>LESS THAN 150 NET PASSING YARDS</b>					
KC	12/18/2022	@ Houston	125 yards		Kansas City 30, Houston 24
Opp	9/24/2017	@ L.A. Chargers	122 yards		Kansas City 24, L.A. Chargers 10
<b>LESS THAN 150 YARDS NET OFFENSE</b>					
KC	12/1/2002	vs. Arizona	122 yards		Kansas City 49, Arizona 0
Opp	12/30/2012	@ Denver	119 yards		Denver 38, Kansas City 3
<b>LESS THAN 200 YARDS NET OFFENSE</b>					
KC	11/27/2022	vs. L.A. Rams	198 yards		Kansas City 26, L.A. Rams 10
Opp	11/30/2014	vs. Denver	151 yards		Denver 29, Kansas City 16
<b>LESS THAN 300 YARDS NET OFFENSE</b>					
KC	1/7/2023	@ Las Vegas	279 yards		Kansas City 31, Las Vegas 13
Opp	12/24/2022	vs. Seattle	297 yards		Kansas City 24, Seattle 10
<b>FORCED FOUR TURNOVERS</b>					
KC	10/10/2021	vs. Buffalo	4 to		Buffalo 38, Kansas City 20
Opp	10/25/2020	@ Denver	4 to		Kansas City 43, Denver 16
<b>FORCED FIVE+ TURNOVERS</b>					
KC	11/19/2018	@ L.A. Rams	5 to		L.A. Rams 54, Kansas City 51
Opp	12/12/2021	vs. Las Vegas	5 to		Kansas City 48, Las Vegas 9
<b>AT LEAST ONE TURNOVER</b>					
KC	1/1/2023	vs. Denver	2 to		Kansas City 27, Denver 24
Opp	1/7/2023	@ Las Vegas	2 to		Kansas City 31, Las Vegas 13
<b>FORCED THREE+ TURNOVERS</b>					
KC	10/23/2022	@ San Francisco	3 to		Kansas City 44, San Francisco 23
Opp	12/11/2022	@ Denver	3 to		Kansas City 34, Denver 28
<b>SPECIAL TEAMS</b>					
<b>KICKOFF RETURNED FOR A TOUCHDOWN</b>					
KC	10/25/2020	@ Denver	102 yards	Byron Pringle	8-B. McManus kicks 67 yards from DEN 35 to KC -2. 13-B. Pringle for 102 yards, TOUCHDOWN.

# THE LAST TIME

Opp	9/28/2020	@ Baltimore	93 yards	Devin Duvernay	7-H.Butker kicks 58 yards from KC 35 to BLT 7. 13-D.Duvernay for 93 yards, TOUCHDOWN.
<b>PUNT RETURNED FOR A TOUCHDOWN</b>					
KC	12/13/2020	@ Miami	67 yards	Mecole Hardman	(13:04) 2-M.Haack punts 37 yards to KC 33, Center-50-B.Ferguson. 17-M.Hardman for 67 yards, TOUCHDOWN.
Opp	12/9/2012	@ Cleveland	93 yards	Travis Benjamin	(15:00) (Punt formation) 2-D.Colquitt punts 41 yards to CLV 7, Center-43-T.Gafford. 80-T.Benjamin for 93 yards, TOUCHDOWN. Longest Punt Return in Cleveland Franchise History
<b>BLOCKED FIELD GOAL RETURNED FOR A TOUCHDOWN</b>					
KC	12/6/1987	@ Cincinnati	28 yards	Kevin Ross	
Opp	11/28/2010	@ Seattle		Craig Terrill	(5:08) 6-R.Succop 43 yard field goal is BLOCKED (93-C.Terrill), Center-43-T.Gafford, Holder-2-D.Colquitt, ball out of bounds at SEA 47. Penalty on KC-6-R.Succop, Illegal Touch Kick, declined. Play Challenged by KC and REVERSED. 6-R.Succop 43 yard field goal is BLOCKED (93-C.Terrill), Center-43-T.Gafford, Holder-2-D.Colquitt, recovered by KC-2-D.Colquitt at SEA 38. 2-D.Colquitt to SEA 38 for no gain (31-K.Chancellor). Challenge was whether FG att. passed line of scrim
<b>BLOCKED PUNT RETURNED FOR A TOUCHDOWN</b>					
KC	9/13/2009	@ Baltimore		Jon McGraw	(10:09) (Punt formation) 4-S.Koch punt is BLOCKED by 47-J.McGraw, Center-70-M.Katula, RECOVERED by KC-47-J.McGraw at BLT 0. TOUCHDOWN.
Opp	12/28/1986	@ N.Y. Jets	0 yards	Albert Lewis	
<b>MADE FIELD GOAL OF 50 YARDS OR LONGER</b>					
KC	11/20/2022	@ L.A. Chargers	52 yards	Harrison Butker	(6:03) 7-H.Butker 52 yard field goal is GOOD, Center-41-J.Winchester, Holder-5-T.Townsend.
Opp	1/7/2023	@ Las Vegas	54 yards	Daniel Carlson	(7:20) 2-D.Carlson 54 yard field goal is GOOD, Center-47-T.Sieg, Holder-6-A.Cole.
<b>BLOCKED FIELD GOAL</b>					
KC	1/1/2023	vs. Denver	51 yards	Harrison Butker	(:05) 7-H.Butker 51 yard field goal is BLOCKED (96-E.Uwazurike), Center-41-J.Winchester, Holder-5-T.Townsend.
Opp	11/7/2021	vs. Green Bay	37 yards	Mason Crosby	(10:48) 2-M.Crosby 37 yard field goal is BLOCKED (97-A.Okafor), Center-46-S.Wirtel, Holder-7-C.Bojorquez, RECOVERED by KC-91-D.Nnadi at KC 19.
<b>BLOCKED PUNT</b>					
KC	12/8/2019	@ New England		Dustin Colquitt	(5:19) 2-D.Colquitt punt is BLOCKED by 43-N.Ebner, Center-41-J.Winchester, ball out of bounds at KC 19.
Opp	11/4/2018	@ Cleveland		Britton Colquitt	(8:10) (Punt formation) 4-B.Colquitt punt is BLOCKED by 26-Dam. Williams, Center-47-C.Hughlett, ball out of bounds at CLV 21.
<b>MISSED POINT AFTER TOUCHDOWN ATTEMPT</b>					
KC	12/18/2022	@ Houston		Harrison Butker	7-H.Butker extra point is No Good, Wide Left, Center-41-J.Winchester, Holder-5-T.Townsend.
Opp	12/12/2021	vs. Las Vegas		Daniel Carlson	2-D.Carlson extra point is No Good, Wide Left, Center-47-T.Sieg, Holder-6-A.Cole.
<b>POINT AFTER TOUCHDOWN ATTEMPT BLOCKED</b>					
KC	12/1/2019	vs. Oakland		Daniel Carlson [Tanoh Kpassagnon blocked]	8-D.Carlson extra point is Blocked (92-T.Kpassagnon), Center-47-T.Sieg, Holder-6-A.Cole. DEFENSIVE TWO-POINT ATTEMPT. 35-C.Ward recovered the blocked kick. ATTEMPT SUCCEEDS.
Opp	9/20/2020	@ L.A. Chargers		Harrison Butker [Jerry Tillery blocked]	7-H.Butker extra point is Blocked (99-J.Tillery), Center-41-J.Winchester, Holder-5-T.Townsend.
<b>SUCCESSFUL ONSIDE KICK</b>					
KC	10/15/2017	vs. Pittsburgh		Jehu Chesson	2-D.Colquitt kicks 48 yards from KC 20 to PIT 32. RECOVERED by KC-80-J.Chesson.
Opp	11/13/2022	vs. Jacksonville		Riley Patterson	10-R.Patterson kicks inside 11 yards from JAX 35 to JAX 46. RECOVERED by JAX-10-R.Patterson.
<b>FIVE FIELD GOALS</b>					
KC	12/6/2020	vs. Denver	5 fg	Harrison Butker: (35, 24, 23, 31, 48)	
Opp	10/14/2018	@ New England	5 fg	Stephen Gostkowski: (48, 24, 39, 50, 28)	
<b>SIX FIELD GOALS</b>					
KC	10/4/2015	@ Cincinnati	7 fg	Cairo Santos: (22, 40, 51, 34, 40, 29, 51)	
Opp				* Never Has Happened *	
<b>50-59 YARD FIELD GOAL</b>					
KC	11/20/2022	@ L.A. Chargers	52 yards	Harrison Butker	(6:25) 7-H.Butker 30 yard field goal is GOOD, Center-41-J.Winchester, Holder-5-T.Townsend.
Opp	1/7/2023	@ Las Vegas	54 yards	Daniel Carlson	(7:00) 2-D.Carlson 38 yard field goal is GOOD, Center-47-T.Sieg, Holder-6-A.Cole.
<b>FOUR FIELD GOALS</b>					
KC	11/27/2022	vs. L.A. Rams	4 fg	Harrison Butker: (27, 32, 22, 22)	
Opp	10/6/2019	vs. Indianapolis	4 fg	Adam Vinatieri: (32, 32, 31, 29)	
<b>60+ YARD FIELD GOAL</b>					
KC	10/16/2022	vs. Buffalo	62 yards	Harrison Butker	(:01) 7-H.Butker 62 yard field goal is GOOD, Center-41-J.Winchester, Holder-5-T.Townsend.



# THE LAST TIME

Opp	* Never Has Happened *			
<b>THREE FIELD GOALS</b>				
KC	11/27/2022	vs. L.A. Rams	4 fg	Harrison Butker: (27, 32, 22, 22)
Opp	10/23/2022	@ San Francisco	3 fg	Robbie Gould: (30, 50, 49)
<b>50-69 YARD PUNT RETURN</b>				
KC	12/13/2020	@ Miami	67t yards	Mecole Hardman
Opp	12/9/2018	vs. Baltimore	55 yards	Cyrus Jones
<b>70-89 YARD PUNT RETURN</b>				
KC	10/8/2017	@ Houston	82t yards	Tyreek Hill
Opp	9/16/2012	@ Buffalo	88t yards	Leodis McKelvin
<b>60-69 YARD PUNT</b>				
KC	1/7/2023	@ Las Vegas	61 yds	Tommy Townsend
Opp	1/7/2023	@ Las Vegas	63 yds	AJ Cole
<b>90+ YARD PUNT RETURN</b>				
KC	9/9/2018	@ L.A. Chargers	91t yards	Tyreek Hill
Opp	12/9/2012	@ Cleveland	93t yards	Travis Benjamin
<b>70+ YARD PUNT</b>				
KC	12/11/2022	@ Denver	76 yds	Tommy Townsend
Opp	9/23/2012	@ New Orleans	70 yds	Thomas Morstead
<b>50-69 YARD KICKOFF RETURN</b>				
KC	12/23/2018	@ Seattle	61 yards	Tremon Smith
Opp	10/16/2016	@ Oakland	50 yards	Jalen Richard
<b>PUNTED 10+ TIMES</b>				
KC	9/8/2013	@ Jacksonville	10 punts	Dustin Colquitt
Opp	12/14/2014	vs. Oakland	11 punts	Marquette King
<b>70-89 YARD KICKOFF RETURN</b>				
KC	11/27/2016	@ Denver	86t yards	Tyreek Hill
Opp	12/16/2021	@ L.A. Chargers	75 yards	Andre Roberts
<b>90+ YARD KICKOFF RETURN</b>				
KC	10/25/2020	@ Denver	102t yards	Byron Pringle
Opp	9/28/2020	@ Baltimore	93t yards	Devin Duvernay
<b>TEAM/MISCELLANEOUS</b>				
<b>500 TOTAL YARDS OF OFFENSE</b>				
KC	12/18/2022	@ Houston	502 yards	Kansas City 502, Houston 219
Opp	10/14/2018	@ New England	500 yards	New England 500, Kansas City 446
<b>400 TOTAL YARDS OF OFFENSE</b>				
KC	12/18/2022	@ Houston	502 yards	Kansas City 502, Houston 219
Opp	12/4/2022	@ Cincinnati	431 yards	Cincinnati 431, Kansas City 349
<b>TOUCHDOWN ON OFFENSE, DEFENSE AND SPECIAL TEAMS</b>				
KC	10/25/2020	@ Denver	ST: (9:28) (Shotgun) D.Lock pass short right intended for N.Fant INTERCEPTED by D.Sorensen [A.Hitchens] at 50. D.Sorensen for 50 yards, TOUCHDOWN. DEF: (9:15) (Shotgun) C.Edwards-Helaire left guard for 11 yards, TOUCHDOWN. DEF: (3:02) (Shotgun) C.Henne left end for 1 yard, TOUCHDOWN. DEF: (11:21) (Shotgun) P.Mahomes pass short right to T.Hill for 10 yards, TOUCHDOWN. OFF: B.McManus kicks 67 yards from DEN 35 to KC -2. B.Pringle for 102 yards, TOUCHDOWN.	
Opp	* Never Has Happened *			
<b>MADE TWO-POINT CONVERSION</b>				
KC	12/18/2022	@ Houston	Patrick Mahomes	TWO-POINT CONVERSION ATTEMPT. 15-P.Mahomes pass to 1-J.McKinnon is complete. ATTEMPT SUCCEEDS.
Opp	9/11/2022	@ Arizona	Kyler Murray	(Pass formation) TWO-POINT CONVERSION ATTEMPT. 1-K.Murray pass to 86-Z.Ertz is complete. ATTEMPT SUCCEEDS.
<b>FAILED TWO-POINT CONVERSION</b>				
KC	1/1/2023	vs. Denver	Tommy Townsend	(Kick formation) TWO-POINT CONVERSION ATTEMPT. 5-T.Townsend rushes right end. ATTEMPT FAILS.
Opp	10/10/2022	vs. Las Vegas	Josh Jacobs	TWO-POINT CONVERSION ATTEMPT. 28-J.Jacobs rushes up the middle. ATTEMPT FAILS.
<b>50 POINTS</b>				
KC	11/19/2018	@ L.A. Rams	L.A. Rams 54, Kansas City 51	
Opp	11/19/2018	@ L.A. Rams	L.A. Rams 54, Kansas City 51	
<b>40 POINTS</b>				
KC	10/23/2022	@ San Francisco	Kansas City 44, San Francisco 23	
Opp	10/11/2020	vs. Las Vegas	Las Vegas 40, Kansas City 32	
<b>OVERTIME WIN</b>				
KC	12/18/2022	@ Houston	Kansas City 30, Houston 24	

# THE LAST TIME

Opp	11/19/2017	@ N.Y. Giants	N.Y. Giants 12, Kansas City 9	
<b>OVERTIME LOSS</b>				
KC	11/19/2017	@ N.Y. Giants	N.Y. Giants 12, Kansas City 9	
Opp	12/18/2022	@ Houston	Kansas City 30, Houston 24	
<b>OVERTIME TIE</b>				
KC	11/19/1989	@ Cleveland	Kansas City 10, Cleveland 10	
Opp	11/19/1989	@ Cleveland	Kansas City 10, Cleveland 10	
<b>20 FIRST-QUARTER POINTS</b>				
KC	9/16/2018	@ Pittsburgh	Kansas City 21, Pittsburgh 0	
Opp	10/2/2016	@ Pittsburgh	Pittsburgh 22, Kansas City 0	
<b>20 SECOND-QUARTER POINTS</b>				
KC	12/11/2022	@ Denver	Kansas City 21, Denver 14	
Opp	10/11/2020	vs. Las Vegas	Las Vegas 21, Kansas City 17	
<b>20 THIRD-QUARTER POINTS</b>				
KC	12/14/2014	vs. Oakland	Kansas City 21, Las Vegas 3	
Opp	12/6/2009	vs. Denver	Denver 20, Kansas City 0	
<b>20 FOURTH-QUARTER POINTS</b>				
KC	11/19/2018	@ L.A. Rams	Kansas City 21, L.A. Rams 14	
Opp	10/8/2017	@ Houston	Houston 21, Kansas City 19	
<b>SHUTOUT AT HOME</b>				
KC	10/1/2006	vs. San Francisco	Kansas City 41, San Francisco 0	
Opp			* Never Has Happened *	
<b>SHUTOUT ON THE ROAD</b>				
KC	10/23/2011	@ Oakland	Kansas City 28, Las Vegas 0	
Opp	12/16/2012	@ Oakland	Las Vegas 15, Kansas City 0	
<b>OVERTIME WIN AT HOME</b>				
KC	11/6/2022	vs. Tennessee	Kansas City 20, Tennessee 17	
Opp	12/24/2011	vs. Oakland	Las Vegas 16, Kansas City 13	
<b>OVERTIME WIN ON THE ROAD</b>				
KC	12/18/2022	@ Houston	Kansas City 30, Houston 24	
Opp	11/19/2017	@ N.Y. Giants	N.Y. Giants 12, Kansas City 9	
<b>10 PENALTIES</b>				
KC	12/18/2022	@ Houston	10 pen	Kansas City 30, Houston 24
Opp	10/23/2022	@ San Francisco	10 pen	Kansas City 44, San Francisco 23
<b>THREE TOTAL TOUCHDOWNS</b>				
KC	12/24/2022	vs. Seattle	3 td	Kansas City 24, Seattle 10 (6:46) (Shotgun) P.Mahomes pass short middle to K.Toney for 8 yards, TOUCHDOWN. (9:02) (Shotgun) P.Mahomes pass short right to J.McKinnon for 9 yards, TOUCHDOWN. (4:50) (Shotgun) P.Mahomes scrambles right end for 3 yards, TOUCHDOWN.
Opp	1/1/2023	vs. Denver	3 td	Kansas City 27, Denver 24 (4:45) (Shotgun) R.Wilson left end for 16 yards, TOUCHDOWN. (6:41) R.Wilson pass deep middle to A.Okwuegbunam for 25 yards, TOUCHDOWN. (6:21) (Shotgun) R.Wilson scrambles right end for 4 yards, TOUCHDOWN.
<b>NO TURNOVERS</b>				
KC	1/7/2023	@ Las Vegas	0 to	Kansas City 31, Las Vegas 13
Opp	12/4/2022	@ Cincinnati	0 to	Cincinnati 27, Kansas City 24
<b>FOUR TOTAL TOUCHDOWNS</b>				
KC	1/7/2023	@ Las Vegas	4 td	Kansas City 31, Las Vegas 13 (12:58) (Shotgun) P.Mahomes pass short left to J.McKinnon for 2 yards, TOUCHDOWN. (15:00) (Shotgun) R.Jones left guard for 2 yards, TOUCHDOWN. (:53) K.Toney left end for 11 yards, TOUCHDOWN. (11:06) (Shotgun) I.Pacheco left guard for 1 yard, TOUCHDOWN.
Opp	12/11/2022	@ Denver	4 td	Kansas City 34, Denver 28 (1:38) (No Huddle, Shotgun) R.Wilson pass deep left to J.Jeudy for 18 yards, TOUCHDOWN. (:14) (Shotgun) R.Wilson pass short right to J.Jeudy for 5 yards, TOUCHDOWN. (13:16) (Shotgun) R.Wilson pass short right to M.Mack for 66 yards, TOUCHDOWN. (10:54) (Shotgun) B.Rypien pass short middle to J.Jeudy for 7 yards, TOUCHDOWN.
<b>OVER 40:00 TIME OF POSSESSION (NON-OT)</b>				
KC	12/20/2020	@ New Orleans	41:14 TOP	Kansas City 32, New Orleans 29
Opp	12/3/2017	@ N.Y. Jets	42:49 TOP	N.Y. Jets 38, Kansas City 31
<b>NO SACKS/NO INTERCEPTIONS ALLOWED</b>				
KC	9/11/2022	@ Arizona		
Opp	10/10/2021	vs. Buffalo		
<b>SCORE TOUCHDOWN IN EACH QUARTER</b>				

# THE LAST TIME

KC	10/23/2022	@ San Francisco	(7, 7, 14, 16 Points)		Kansas City 44, San Francisco 23
Opp	1/2/2022	@ Cincinnati	(7, 10, 7, 10 Points)		Cincinnati 34, Kansas City 31
<b>30 ONE-HALF POINTS</b>					
KC	10/23/2022	@ San Francisco	30 (second half)		Kansas City 44, San Francisco 23
Opp	11/19/2018	@ L.A. Rams	31 (second half)		L.A. Rams 54, Kansas City 51
<b>WON GAME BY 20+ POINTS</b>					
KC	10/23/2022	@ San Francisco		Kansas City 44, San Francisco 23	
Opp	10/24/2021	@ Tennessee		Tennessee 27, Kansas City 3	

***LAST GAME***



# Super Bowl LVII

## National Football League Game Summary

NFL Copyright © 2022 by The National Football League. All rights reserved. This summary and play-by-play is for the express purpose of assisting media in their coverage of the game; any other use of this material is prohibited without the written permission of the National Football League.

Date: Sunday, 2/12/2023

**Kansas City Chiefs at Philadelphia Eagles**  
at State Farm Stadium, Glendale, AZ

Start Time: 4:43 PM MST

### Game Day Weather

Game Weather: Sunny

Temp: 77° F (25.0° C) Humidity: 9%, Wind: SE 11 mph

Played Retractable Roof - Open on Turf: Natural Gr

Outdoor Weather: Clear,

### Officials

Referee: Cheffers, Carl (51)  
Line Judge: Bergman, Jeff (32)  
Back Judge: Paganelli, Dino (105)

Umpire: Ellison, Roy (81)  
Field Judge: Jenkins, John (117)  
Replay Official: Butterworth, Mark (0)

Down Judge: Phillips, Jerod (6)  
Side Judge: Hall, Eugene (103)

### Lineups

#### Kansas City Chiefs

#### Philadelphia Eagles

Offense		Defense	
TE	87 T.Kelce	DE	56 G.Karlaftis
TE	83 N.Gray	DT	91 D.Nnadi
LT	57 O.Brown	DT	95 C.Jones
LG	62 J.Thuney	DE	55 F.Clark
C	52 C.Humphrey	LB	32 N.Bolton
RG	65 T.Smith	LB	50 W.Gay
RT	77 A.Wylie	CB	35 Ja.Watson
WR	9 J.Smith-Schuster	CB	38 L.Sneed
WR	11 M.Valdes-Scantling	CB	21 T.McDuffie
QB	15 P.Mahomes	S	22 J.Thornhill
RB	10 I.Pacheco	S	20 J.Reid

Offense		Defense	
WR	11 A.Brown	DT	72 L.Joseph
TE	88 D.Goedert	DT	91 F.Cox
LT	68 J.Mailata	DT	97 J.Hargrave
LG	69 L.Dickerson	DE	94 J.Sweat
C	62 J.Kelce	SAM	7 H.Reddick
RG	56 I.Seumalo	MIKE	57 T.Edwards
RT	65 L.Johnson	CB	29 A.Maddox
WR	16 Q.Watkins	CB	24 J.Bradberry
WR	6 D.Smith	CB	2 D.Slay
QB	1 J.Hurts	S	22 M.Epps
RB	26 M.Sanders	S	23 C.Gardner-Johnson

### Substitutions

### Substitutions

RB 1 J.McKinnon, P 5 T.Townsend, S 6 B.Cook, K 7 H.Butker, DE 8 C.Dunlap, S 13 N.Johnson, WR 19 K.Toney, DB 23 J.Williams, WR 24 S.Moore, DB 26 D.Bush, LS 41 J.Winchester, LB 43 J.Cochrane, FB 45 M.Burton, LB 47 D.Harris, DE 51 M.Danna, LB 54 L.Chenal, DT 66 B.Williams, OL 67 L.Niang, T 70 P.Wanogho, G 73 N.Allegretti, WR 84 Ju.Watson, WR 85 M.Kemp, WR 88 J.Fortson, DT 99 K.Saunders

WR 3 Z.Pascal, K 4 J.Elliott, P 8 A.Siposs, RB 14 K.Gainwell, LB 17 N.Dean, WR 18 B.Covey, CB 27 Z.McPhearson, CB 28 J.Jobe, S 32 R.Blankenship, RB 35 B.Scott, S 42 K.Wallace, LB 43 K.White, LS 45 R.Lovato, LB 48 P.Johnson, C/G 51 C.Jurgens, LB 53 C.Elliss, DE 55 B.Graham, T/G 63 J.Driscoll, DT 74 N.Suh, T 77 A.Dillard, TE 81 G.Calcaterra, TE 89 J.Stoll, DT 90 J.Davis, DT 93 M.Williams, DE 98 R.Quinn

### Did Not Play

### Did Not Play

RB 2 R.Jones, QB 4 C.Henne

QB 10 G.Minshew

### Not Active

### Not Active

QB 12 S.Buechele, RB 25 C.Edwards-Helaire, DE 59 J.Kaindoh, C 61 A.Reiter, T 75 D.Kinnard, TE 81 B.Bell, DE 94 M.Herring

P 13 B.Kern, QB 19 I.Book, CB 33 J.Scott, RB 34 T.Sermon, S 41 A.Harris, LB 58 K.Johnson, WR 84 G.Ward

### Field Goals (made ( ) & missed)

	H.Butker	J.Elliott					
	42LU (27)		(35)	(33)			
		1	2	3	4	OT	Total
VISITOR:	Kansas City Chiefs	7	7	7	17	0	38
HOME:	Philadelphia Eagles	7	17	3	8	0	35

### Scoring Plays

Team	Qtr	Time	Play Description (Extra Point) (Drive Info)	Visitor	Home
Eagles	1	10:09	J.Hurts 1 yd. run (J.Elliott kick) (11-75, 4:51)	0	7
Chiefs	1	6:57	T.Kelce 18 yd. pass from P.Mahomes (H.Butker kick) (6-75, 3:12)	7	7
Eagles	2	14:52	A.Brown 45 yd. pass from J.Hurts (J.Elliott kick) (5-68, 2:32)	7	14
Chiefs	2	9:39	N.Bolton 36 yd. fumble return (H.Butker kick)	14	14
Eagles	2	2:20	J.Hurts 4 yd. run (J.Elliott kick) (12-75, 7:19)	14	21
Eagles	2	0:00	J.Elliott 35 yd. Field Goal (8-40, 1:22)	14	24
Chiefs	3	9:30	I.Pacheco 1 yd. run (H.Butker kick) (10-75, 5:30)	21	24
Eagles	3	1:45	J.Elliott 33 yd. Field Goal (17-60, 7:45)	21	27
Chiefs	4	12:04	K.Toney 5 yd. pass from P.Mahomes (H.Butker kick) (9-75, 4:41)	28	27

# Super Bowl LVII

## National Football League Game Summary

NFL Copyright © 2022 by The National Football League. All rights reserved. This summary and play-by-play is for the express purpose of assisting media in their coverage of the game; any other use of this material is prohibited without the written permission of the National Football League.

---

Chiefs	4	9:22	S.Moore 4 yd. pass from P.Mahomes (H.Butker kick) (3-5, 0:49)	35	27
Eagles	4	5:15	J.Hurts 2 yd. run (J.Hurts run) (8-75, 4:07)	35	35
Chiefs	4	0:08	H.Butker 27 yd. Field Goal (12-66, 5:07)	38	35
Paid Attendance: 67,827				Time: 3:31	



Kansas City Chiefs vs Philadelphia Eagles  
2/12/2023 at State Farm Stadium

# Final Team Statistics

	Visitor Chiefs	Home Eagles
<b>TOTAL FIRST DOWNS</b>	21	25
By Rushing	7	12
By Passing	12	11
By Penalty	2	2
<b>THIRD DOWN EFFICIENCY</b>	4-8-50.0%	11-18-61.1%
<b>FOURTH DOWN EFFICIENCY</b>	0-0-0.0%	2-2-100.0%
<b>TOTAL NET YARDS</b>	340	417
Total Offensive Plays (inc. times thrown passing)	53	72
Average gain per offensive play	6.4	5.8
<b>NET YARDS RUSHING</b>	158	115
Total Rushing Plays	26	32
Average gain per rushing play	6.1	3.6
Tackles for a loss-number and yards	1-3	4-5
<b>NET YARDS PASSING</b>	182	302
Times thrown - yards lost attempting to pass	0-0	2-2
Gross yards passing	182	304
<b>PASS ATTEMPTS-COMPLETIONS-HAD INTERCEPTED</b>	27-21-0	38-27-0
Avg gain per pass play (inc.# thrown passing)	6.7	7.6
<b>KICKOFFS Number-In End Zone-Touchbacks</b>	7-6-6	6-6-6
<b>PUNTS Number and Average</b>	2-49.0	2-47.5
Had Blocked	0	0
<b>FGs - PATs Had Blocked</b>	0-0	0-0
<b>Net Punting Average</b>	31.5	9.0
<b>TOTAL RETURN YARDAGE (Not Including Kickoffs)</b>	77	35
No. and Yards Punt Returns	2-77	2-35
No. and Yards Kickoff Returns	0-0	1-11
No. and Yards Interception Returns	0-0	0-0
<b>PENALTIES Number and Yards</b>	3-14	6-33
<b>FUMBLES Number and Lost</b>	1-0	2-1
<b>TOUCHDOWNS</b>	5	4
Rushing	1	3
Passing	3	1
Fumbles	1	0
<b>EXTRA POINTS Made-Attempts</b>	5-5	4-4
Kicking Made-Attempts	5-5	3-3
Rushing Made-Attempts	0-0	1-1
<b>FIELD GOALS Made-Attempts</b>	1-2	2-2
<b>RED ZONE EFFICIENCY</b>	4-5-80%	3-5-60%
<b>GOAL TO GO EFFICIENCY</b>	2-2-100%	3-3-100%
<b>SAFETIES</b>	0	0
<b>FINAL SCORE</b>	38	35
<b>TIME OF POSSESSION</b>	24:13	35:47



**Kansas City Chiefs vs Philadelphia Eagles**  
**2/12/2023 at State Farm Stadium**

# Ball Possession And Drive Chart

**Kansas City Chiefs**

#	Time Recd	Time Lost	Time Poss	How Ball Obtained	Drive Began	# Play	Yds Gain	Yds Pen	Net Yds	1st Down	Last Scrm	How Given Up
1	10:09	6:57	3:12	Kickoff	KC 25	6	75	0	75	3	* PHI 18	Touchdown
2	4:46	2:24	2:22	Punt	KC 34	7	37	5	42	2	PHI 24	Missed FG
3	14:52	13:18	1:34	Kickoff	KC 25	3	2	0	2	0	KC 27	Punt
4	2:20	1:22	0:58	Kickoff	KC 25	5	14	-5	9	1	KC 34	Punt
5	15:00	9:30	5:30	Kickoff	KC 25	10	75	0	75	5	* PHI 1	Touchdown
6	1:45	12:04	4:41	Kickoff	KC 25	9	70	5	75	5	* PHI 5	Touchdown
7	10:11	9:22	0:49	Punt	PHI 5	3	5	0	5	1	* PHI 4	Touchdown
8	5:15	0:08	5:07	Kickoff	KC 25	12	62	4	66	4	* PHI 9	Field Goal

(279) Average KC 35

**Philadelphia Eagles**

#	Time Recd	Time Lost	Time Poss	How Ball Obtained	Drive Began	# Play	Yds Gain	Yds Pen	Net Yds	1st Down	Last Scrm	How Given Up
1	15:00	10:09	4:51	Kickoff	PHI 25	11	75	0	75	6	* KC 1	Touchdown
2	6:57	4:46	2:11	Kickoff	PHI 25	3	6	-10	-4	0	PHI 21	Punt
3	2:24	14:52	2:32	Missed FG	PHI 32	5	63	5	68	3	KC 45	Touchdown
4	13:18	9:39	3:39	Punt	PHI 33	6	15	-4	11	1	PHI 49	Fumble
5	9:39	2:20	7:19	Kickoff	PHI 25	12	71	4	75	5	* KC 4	Touchdown
6	1:22	0:00	1:22	Punt	PHI 43	8	40	0	40	2	* KC 17	Field Goal
7	9:30	1:45	7:45	Kickoff	PHI 25	17	65	-5	60	4	* KC 15	Field Goal
8	12:04	10:11	1:53	Kickoff	PHI 25	3	7	0	7	0	PHI 32	Punt
9	9:22	5:15	4:07	Kickoff	PHI 25	8	75	0	75	4	* KC 2	Touchdown
10	0:08	0:00	0:08	Kickoff	PHI 36	1	0	0	0	0	PHI 36	End of Game

(294) Average PHI 29

\* inside opponent's 20

Time of Possession by Quarter		1st	2nd	3rd	4th	OT	Total
<b>Visitor</b>	Kansas City Chiefs	5:34	2:32	7:15	8:52		24:13
<b>Home</b>	Philadelphia Eagles	9:26	12:28	7:45	6:08		35:47
<b>Kickoff Drive No.-Start Average</b>		Chiefs: 6 - KC 25			Eagles: 7 - PHI 27		







# First Quarter

2/12/2023

## Play By Play

KC wins the coin toss and elects to defer. PHI elects to Receive, and KC elects to defend the north goal.

H.Butker kicks 65 yards from KC 35 to end zone, Touchback.

### Philadelphia Eagles at 15:00

1-10-PHI 25	(15:00) (Shotgun) M.Sanders up the middle to PHI 26 for 1 yard (T.McDuffie). FUMBLES (T.McDuffie), ball out of bounds at PHI 24.	
2-11-PHI 24	(14:26) (Shotgun) J.Hurts pass short left to D.Smith to PHI 30 for 6 yards (T.McDuffie, L.Sneed).	
3-5-PHI 30	(13:44) (Shotgun) J.Hurts pass short left to D.Smith pushed ob at PHI 42 for 12 yards (J.Reid).	P1
<u>1-10-PHI 42</u>	(13:16) (No Huddle, Shotgun) J.Hurts pass incomplete deep left to A.Brown.	
2-10-PHI 42	(13:10) (Shotgun) J.Hurts scrambles left end pushed ob at KC 47 for 11 yards (J.Reid; L.Sneed).	R2
<u>1-10-KC 47</u>	(12:31) (Shotgun) J.Hurts pass short right to D.Goedert to KC 34 for 13 yards (J.Reid).	P3
<u>1-10-KC 34</u>	(12:02) (No Huddle, Shotgun) J.Hurts pass short right to D.Smith to KC 11 for 23 yards (W.Gay).	P4
<u>1-10-KC 11</u>	(11:28) (No Huddle, Shotgun) B.Scott up the middle to KC 2 for 9 yards (J.Thornhill; T.McDuffie).	
2-1-KC 2	(11:01) (No Huddle, Shotgun) B.Scott up the middle to KC 4 for -2 yards (J.Thornhill).	
3-3-KC 4	(10:22) (Shotgun) K.Gainwell up the middle for 4 yards, TOUCHDOWN. The Replay Official reviewed the runner broke the plane ruling, and the play was REVERSED. (Shotgun) K.Gainwell up the middle to KC 1 for 3 yards (Ja.Watson).	R5
<u>1-1-KC 1</u>	<b>(10:13) J.Hurts up the middle for 1 yard, TOUCHDOWN.</b>	R6
	<i>Penalty on KC-C.Jones, Defensive Offside, declined.</i>	
	J.Elliott extra point is GOOD, Center-R.Lovato, Holder-A.Siposs.	

**KC 0 PHI 7, 11 plays, 75 yards, 4:51 drive, 4:51 elapsed**

J.Elliott kicks 65 yards from PHI 35 to end zone, Touchback.

### Kansas City Chiefs at 10:09

1-10-KC 25	(10:09) (Shotgun) I.Pacheco up the middle to KC 28 for 3 yards (J.Hargrave).	
2-7-KC 28	(9:33) P.Mahomes pass short middle to T.Kelce to KC 48 for 20 yards (T.Edwards).	P1
<u>1-10-KC 48</u>	(8:56) (Shotgun) P.Mahomes scrambles right end to PHI 44 for 8 yards (A.Maddox).	
2-2-PHI 44	(8:21) (Shotgun) I.Pacheco left tackle to PHI 20 for 24 yards (M.Epps).	R2
<u>1-10-PHI 20</u>	(7:44) I.Pacheco up the middle to PHI 18 for 2 yards (F.Cox).	
2-8-PHI 18	<b>(7:03) (Shotgun) P.Mahomes pass deep right to T.Kelce for 18 yards, TOUCHDOWN.</b>	P3
	H.Butker extra point is GOOD, Center-J.Winchester, Holder-T.Townsend.	

**KC 7 PHI 7, 6 plays, 75 yards, 3:12 drive, 8:03 elapsed**

H.Butker kicks 65 yards from KC 35 to end zone, Touchback.

### Philadelphia Eagles at 6:57

1-10-PHI 25	(6:57) (Shotgun) J.Hurts pass short right to K.Gainwell pushed ob at PHI 31 for 6 yards (T.McDuffie). <i>PENALTY on PHI-Z.Pascal, Offensive Pass Interference, 10 yards, enforced at PHI 25 - No Play.</i>	
1-20-PHI 15	(6:30) (Shotgun) K.Gainwell right tackle to PHI 16 for 1 yard (L.Chenal).	
2-19-PHI 16	(5:47) (Shotgun) J.Hurts pass short left to D.Smith to PHI 21 for 5 yards (L.Sneed).	
3-14-PHI 21	(5:07) (Shotgun) J.Hurts pass incomplete short left.	
4-14-PHI 21	(5:00) A.Siposs punts 57 yards to KC 22, Center-R.Lovato. K.Toney to KC 34 for 12 yards (J.Stoll).	

### Kansas City Chiefs at 4:46

1-10-KC 34	(4:46) P.Mahomes pass short right to N.Gray to KC 40 for 6 yards (T.Edwards).	
2-4-KC 40	(4:12) (Shotgun) I.Pacheco up the middle to KC 42 for 2 yards (K.White). <i>PENALTY on PHI-N.Suh, Illegal Use of Hands, 5 yards, enforced at KC 42.</i>	X4
<u>1-10-KC 47</u>	(3:48) (Shotgun) P.Mahomes pass short middle to T.Kelce to PHI 31 for 22 yards (J.Bradberry).	P5
<u>1-10-PHI 31</u>	(3:12) (Shotgun) P.Mahomes pass incomplete short right [N.Suh].	
2-10-PHI 31	(3:06) (Shotgun) P.Mahomes pass short right to J.McKinnon to PHI 24 for 7 yards (D.Slay).	
3-3-PHI 24	(2:32) P.Mahomes pass incomplete short right to J.Fortson (T.Edwards) [H.Reddick].	
4-3-PHI 24	(2:28) H.Butker 42 yard field goal is No Good, Hit Left Upright, Center-J.Winchester, Holder-T.Townsend.	

### Philadelphia Eagles at 2:24

1-10-PHI 32	(2:24) (Shotgun) J.Hurts left end to PHI 37 for 5 yards (J.Williams).	
2-5-PHI 37	(1:55) (No Huddle, Shotgun) J.Hurts left tackle to PHI 38 for 1 yard (N.Bolton, W.Gay).	
3-4-PHI 38	(1:08) (Shotgun) <i>PENALTY on KC-F.Clark, Defensive Offside, 5 yards, enforced at PHI 38 - No Play.</i>	X7
<u>1-10-PHI 43</u>	(:52) (Shotgun) J.Hurts pass short middle to D.Goedert to PHI 48 for 5 yards (L.Chenal).	

**Kansas City Chiefs vs Philadelphia Eagles at State Farm Stadium**

2-5-PHI 48

(:10) (Shotgun) J.Hurts pass short right to A.Brown to KC 45 for 7 yards (J.Williams).

P8

**END OF QUARTER**

	<b>Score</b>	<b>Time Poss</b>	<b>First Downs</b>				<b>Efficiencies</b>	
			<b>R</b>	<b>P</b>	<b>X</b>	<b>T</b>	<b>3 Down</b>	<b>4 Down</b>
<b>Kansas City Chiefs</b>	7	5:34	1	3	1	5	0/1	0/0
<b>Philadelphia Eagles</b>	7	9:26	3	4	1	8	2/3	0/0

# Second Quarter

2/12/2023

## Play By Play

Philadelphia Eagles continued.

1-10-KC 45 (15:00) (Shotgun) J.Hurts pass deep left to A.Brown for 45 yards, TOUCHDOWN.  
J.Elliott extra point is GOOD, Center-R.Lovato, Holder-A.Siposs.

P9

**KC 7 PHI 14, 5 plays, 68 yards, 1 penalty, 2:32 drive, 0:08 elapsed**

J.Elliott kicks 65 yards from PHI 35 to end zone, Touchback.

### Kansas City Chiefs at 14:52

1-10-KC 25 (14:52) I.Pacheco left tackle to KC 22 for -3 yards (J.Hargrave).  
2-13-KC 22 (14:12) (Shotgun) P.Mahomes pass short right to J.Smith-Schuster to KC 27 for 5 yards (M.Epps).  
3-8-KC 27 (13:35) (Shotgun) P.Mahomes pass incomplete short middle to J.Smith-Schuster [J.Sweat].  
4-8-KC 27 (13:31) T.Townsend punts 48 yards to PHI 25, Center-J.Winchester. B.Covey to PHI 33 for 8 yards (J.Cochrane; M.Burton).

### Philadelphia Eagles at 13:18

1-10-PHI 33 (13:18) (Shotgun) M.Sanders up the middle to PHI 32 for -1 yards (W.Gay).  
2-11-PHI 32 (12:40) (Shotgun) J.Hurts pass short right to D.Goedert to PHI 35 for 3 yards (Ja.Watson).  
3-8-PHI 35 (11:58) (Shotgun) J.Hurts pass short left to Z.Pascal ran ob at PHI 44 for 9 yards. P10  
1-10-PHI 44 (11:15) (Shotgun) K.Gainwell right tackle to KC 47 for 9 yards (K.Saunders; J.Reid).  
2-1-KC 47 (10:39) (No Huddle, Shotgun) K.Gainwell up the middle to KC 47 for no gain (L.Sneed; L.Chenal).  
3-1-KC 47 (10:12) PENALTY on PHI-I.Seumalo, False Start, 4 yards, enforced at KC 47 - No Play.  
3-5-PHI 49 (9:48) (Shotgun) J.Hurts up the middle to PHI 45 for -4 yards. FUMBLES, touched at PHI 44, RECOVERED by KC-N.Bolton at PHI 36. N.Bolton for 36 yards, TOUCHDOWN.

### Kansas City Chiefs at 9:39

H.Butker extra point is GOOD, Center-J.Winchester, Holder-T.Townsend.

**KC 14 PHI 14, 0 plays, 36 yards, 0:00 drive, 5:21 elapsed**

H.Butker kicks 65 yards from KC 35 to end zone, Touchback.

### Philadelphia Eagles at 9:39

1-10-PHI 25 (9:39) (Shotgun) J.Hurts up the middle to PHI 39 for 14 yards (N.Bolton). R11  
1-10-PHI 39 (8:54) (Shotgun) J.Hurts pass incomplete deep left to A.Brown (J.Thornhill).  
2-10-PHI 39 (8:45) (Shotgun) J.Hurts pass short right to B.Scott to PHI 48 for 9 yards (W.Gay).  
3-1-PHI 48 (7:56) J.Hurts up the middle to KC 49 for 3 yards (J.Reid). R12  
1-10-KC 49 (7:18) (Shotgun) J.Hurts pass short right to K.Gainwell pushed ob at KC 45 for 4 yards (Ja.Watson).  
2-6-KC 45 (6:38) (Shotgun) J.Hurts right end pushed ob at KC 46 for -1 yards (W.Gay).  
3-7-KC 46 (6:02) (Shotgun) K.Gainwell up the middle to KC 44 for 2 yards (M.Danna).  
4-5-KC 44 (5:28) (No Huddle, Shotgun) J.Hurts up the middle pushed ob at KC 16 for 28 yards (L.Sneed). R13  
1-10-KC 16 (4:44) (Shotgun) K.Gainwell up the middle to KC 13 for 3 yards (G.Karlaftis).  
2-7-KC 13 (4:07) (Shotgun) J.Hurts pass short right to D.Smith to KC 9 for 4 yards (W.Gay).  
3-3-KC 9 (3:25) (Shotgun) B.Scott up the middle to KC 8 for 1 yard (G.Karlaftis; C.Jones).  
4-2-KC 8 (2:42) (Run formation) PENALTY on KC-D.Nnadi, Neutral Zone Infraction, 4 yards, enforced at KC 8 - No Play. X14  
1-4-KC 4 (2:24) (Shotgun) J.Hurts left tackle for 4 yards, TOUCHDOWN. R15  
J.Elliott extra point is GOOD, Center-R.Lovato, Holder-A.Siposs.

**KC 14 PHI 21, 12 plays, 75 yards, 1 penalty, 7:19 drive, 12:40 elapsed**

J.Elliott kicks 65 yards from PHI 35 to end zone, Touchback.

### Kansas City Chiefs at 2:20

1-10-KC 25 (2:20) (Shotgun) P.Mahomes pass short left to J.McKinnon to KC 30 for 5 yards (T.Edwards).  
2-5-KC 30 (2:01) (No Huddle, Shotgun) P.Mahomes pass short right to Ju.Watson to KC 36 for 6 yards (D.Slay). P6

### Two-Minute Warning

1-10-KC 36 (1:56) (Shotgun) P.Mahomes pass incomplete deep left to M.Valdes-Scantling.  
2-10-KC 36 (1:51) (Shotgun) PENALTY on KC-O.Brown, False Start, 5 yards, enforced at KC 36 - No Play.  
2-15-KC 31 (1:51) (Shotgun) P.Mahomes pass incomplete short right to J.Smith-Schuster [H.Reddick].  
3-15-KC 31 (1:44) (Shotgun) P.Mahomes Aborted. C.Humphrey FUMBLES at KC 26, recovered by KC-P.Mahomes at KC 25. P.Mahomes to KC 34 for 9 yards (T.Edwards).  
Timeout #1 by PHI at 01:33.  
4-12-KC 34 (1:33) T.Townsend punts 50 yards to PHI 16, Center-J.Winchester. B.Covey to PHI 43 for 27 yards (N.Johnson).

### Philadelphia Eagles at 1:22

**Kansas City Chiefs vs Philadelphia Eagles at State Farm Stadium**

- 1-10-PHI 43 (1:22) (Shotgun) J.Hurts pass short right to K.Gainwell to KC 48 for 9 yards (J.Reid).
- 2-1-KC 48 (1:00) (No Huddle, Shotgun) J.Hurts pass deep right to D.Smith pushed ob at KC 13 for 35 yards (L.Sneed).  
The Replay Official reviewed the pass completion ruling, and the play was REVERSED.
- 3-1-KC 48 (No Huddle, Shotgun) J.Hurts pass incomplete deep right to D.Smith (L.Sneed).
- 3-1-KC 48 (:55) J.Hurts up the middle to KC 46 for 2 yards (C.Jones). R16
- 1-10-KC 46 (:35) (No Huddle, Shotgun) J.Hurts pass incomplete short right.
- 2-10-KC 46 (:28) (Shotgun) J.Hurts pass short right to D.Smith to KC 41 for 5 yards (N.Bolton).  
Timeout #2 by PHI at 00:23.
- 3-5-KC 41 (:23) (Shotgun) J.Hurts pass short right to A.Brown ran ob at KC 19 for 22 yards (J.Thornhill). P17
- 1-10-KC 19 (:15) (Shotgun) J.Hurts pass short left to K.Gainwell to KC 17 for 2 yards (T.McDuffie).  
Timeout #3 by PHI at 00:04.
- 2-8-KC 17 (:04) **J.Elliott 35 yard field goal is GOOD, Center-R.Lovato, Holder-A.Siposs.**

**KC 14 PHI 24, 8 plays, 40 yards, 1:22 drive, 15:00 elapsed**

**END OF QUARTER**

	Score	Time Poss	First Downs				Efficiencies	
			R	P	X	T	3 Down	4 Down
<b>Kansas City Chiefs</b>	<b>14</b>	<b>2:32</b>	<b>0</b>	<b>1</b>	<b>0</b>	<b>1</b>	<b>0/2</b>	<b>0/0</b>
<b>Philadelphia Eagles</b>	<b>24</b>	<b>12:28</b>	<b>5</b>	<b>3</b>	<b>1</b>	<b>9</b>	<b>4/7</b>	<b>1/1</b>



# Third Quarter

2/12/2023

## Play By Play

KC elects to Receive, and PHI elects to defend the North goal.

J.Elliott kicks 65 yards from PHI 35 to end zone, Touchback.

### Kansas City Chiefs at 15:00

1-10-KC 25	(15:00) I.Pacheco right tackle pushed ob at KC 32 for 7 yards (M.Epps).	
2-3-KC 32	(14:29) (Shotgun) I.Pacheco right end pushed ob at KC 34 for 2 yards (H.Reddick).	
3-1-KC 34	(13:54) J.McKinnon left tackle to KC 48 for 14 yards (C.Gardner-Johnson).	R7
<u>1-10-KC 48</u>	(13:20) (Shotgun) P.Mahomes pass short middle to T.Kelce to PHI 41 for 11 yards (A.Maddox) [J.Davis].	P8
<u>1-10-PHI 41</u>	(12:42) S.Moore left end to PHI 37 for 4 yards (J.Bradberry).	
2-6-PHI 37	(12:12) (Shotgun) P.Mahomes pass short middle to Ju.Watson to PHI 25 for 12 yards (D.Slay).	P9
<u>1-10-PHI 25</u>	(11:34) (Shotgun) J.McKinnon up the middle to PHI 18 for 7 yards (M.Williams).	
2-3-PHI 18	(10:57) (Shotgun) P.Mahomes scrambles right end to PHI 4 for 14 yards (M.Epps).	R10
<u>1-4-PHI 4</u>	(10:13) (Shotgun) P.Mahomes pass short left to J.McKinnon to PHI 1 for 3 yards (A.Maddox).	
2-1-PHI 1	<b>(9:33) (Shotgun) I.Pacheco left tackle for 1 yard, TOUCHDOWN.</b>	R11
	H.Butker extra point is GOOD, Center-J.Winchester, Holder-T.Townsend.	

**KC 21 PHI 24, 10 plays, 75 yards, 5:30 drive, 5:30 elapsed**

H.Butker kicks 65 yards from KC 35 to end zone, Touchback.

### Philadelphia Eagles at 9:30

1-10-PHI 25	(9:30) (Shotgun) J.Hurts pass short right to M.Sanders to PHI 22 for -3 yards (L.Sneed). FUMBLES (L.Sneed), RECOVERED by KC-N.Bolton at PHI 24. N.Bolton for 24 yards, TOUCHDOWN. The Replay Official reviewed the pass completion ruling, and the play was REVERSED.	
2-10-PHI 25	(Shotgun) J.Hurts pass incomplete short right to M.Sanders (L.Sneed).	
2-10-PHI 25	(9:27) (Shotgun) J.Hurts pass short left to A.Brown to PHI 29 for 4 yards (W.Gay; J.Williams).	
3-6-PHI 29	(8:43) (Shotgun) J.Hurts pass deep left to D.Goedert to PHI 46 for 17 yards (J.Reid).	P18
<u>1-10-PHI 46</u>	(8:14) (No Huddle, Shotgun) J.Hurts pass short right to Q.Watkins to KC 46 for 8 yards (J.Thornhill; L.Sneed).	
2-2-KC 46	(7:50) (No Huddle, Shotgun) J.Hurts pass incomplete short right.	
3-2-KC 46	(7:44) (Shotgun) K.Gainwell up the middle to KC 43 for 3 yards (C.Jones).	R19
<u>1-10-KC 43</u>	(7:03) (Shotgun) J.Hurts scrambles up the middle to KC 42 for 1 yard (N.Bolton).	
2-9-KC 42	(6:19) (Shotgun) J.Hurts pass incomplete deep left to Q.Watkins.	
3-9-KC 42	<i>(6:13) (Shotgun) PENALTY on PHI, Delay of Game, 5 yards, enforced at KC 42 - No Play.</i>	
3-14-KC 47	(6:13) (Shotgun) J.Hurts pass deep right to D.Goedert pushed ob at KC 30 for 17 yards (B.Cook). Kansas City challenged the pass completion ruling, and the play was Upheld. The ruling on the field stands. (Timeout #1.)	P20
<u>1-10-KC 30</u>	(5:55) (Shotgun) M.Sanders right end to KC 26 for 4 yards (N.Bolton).	
2-6-KC 26	(5:14) (Shotgun) M.Sanders up the middle to KC 21 for 5 yards (N.Bolton).	
3-1-KC 21	(4:35) M.Sanders right end to KC 21 for no gain (N.Bolton; L.Chenal).	
4-1-KC 21	(4:02) (No Huddle) J.Hurts up the middle to KC 19 for 2 yards (T.McDuffie).	R21
<u>1-10-KC 19</u>	(3:17) (Shotgun) J.Hurts sacked ob at KC 20 for -1 yards (K.Saunders).	
2-11-KC 20	(2:36) (Shotgun) J.Hurts pass incomplete short middle to D.Goedert. Timeout #1 by PHI at 02:32.	
3-11-KC 20	(2:32) (Shotgun) J.Hurts pass short right to K.Gainwell to KC 15 for 5 yards (N.Bolton).	
4-6-KC 15	<b>(1:48) J.Elliott 33 yard field goal is GOOD, Center-R.Lovato, Holder-A.Siposs.</b>	

**KC 21 PHI 27, 17 plays, 60 yards, 7:45 drive, 13:15 elapsed**

J.Elliott kicks 65 yards from PHI 35 to end zone, Touchback.

### Kansas City Chiefs at 1:45

1-10-KC 25	(1:45) (Shotgun) P.Mahomes pass short right to T.Kelce to KC 28 for 3 yards (T.Edwards).	
2-7-KC 28	(1:10) (Shotgun) P.Mahomes pass short left to J.Smith-Schuster to KC 36 for 8 yards (A.Maddox).	P12
<u>1-10-KC 36</u>	(:38) (Shotgun) I.Pacheco right tackle to KC 45 for 9 yards (A.Maddox).	
2-1-KC 45	(:04) I.Pacheco up the middle to PHI 44 for 11 yards (J.Hargrave, C.Gardner-Johnson).	R13

### END OF QUARTER

	Score	Time Poss	First Downs				Efficiencies	
			R	P	X	T	3 Down	4 Down
Kansas City Chiefs	21	7:15	4	3	0	7	1/1	0/0
Philadelphia Eagles	27	7:45	2	2	0	4	3/5	1/1

## Fourth Quarter

2/12/2023

## Play By Play

Kansas City Chiefs continued.

<u>1-10-PHI 44</u>	(15:00) (Shotgun) P.Mahomes pass short middle to J.Smith-Schuster to PHI 30 for 14 yards (A.Maddox).	P14
<u>1-10-PHI 30</u>	(14:19) (Shotgun) <i>PENALTY on PHI-J.Sweat, Defensive Offside, 5 yards, enforced at PHI 30 - No Play.</i>	
1-5-PHI 25	(14:04) (Shotgun) P.Mahomes pass short left to J.Smith-Schuster pushed ob at PHI 12 for 13 yards (J.Bradberry).	P15
<u>1-10-PHI 12</u>	(13:29) (Shotgun) P.Mahomes pass short middle to J.Smith-Schuster to PHI 9 for 3 yards (J.Bradberry).	
2-7-PHI 9	(12:49) (Shotgun) J.McKinnon left end to PHI 5 for 4 yards (M.Epps; J.Bradberry).	
3-3-PHI 5	<b>(12:08) (Shotgun) P.Mahomes pass short right to K.Toney for 5 yards, TOUCHDOWN.</b>	P16
	H.Butker extra point is GOOD, Center-J.Winchester, Holder-T.Townsend.	

<b>KC 28 PHI 27, 9 plays, 75 yards, 1 penalty, 4:41 drive, 2:56 elapsed</b>
---

H.Butker kicks 65 yards from KC 35 to end zone, Touchback.

## Philadelphia Eagles at 12:04

1-10-PHI 25	(12:04) (Shotgun) J.Hurts pass short right to D.Goedert to PHI 30 for 5 yards (L.Chenal) [C.Dunlap].	
2-5-PHI 30	(11:22) (Shotgun) J.Hurts pass short left to Z.Pascal to PHI 32 for 2 yards (J.Thornhill).	
3-3-PHI 32	(10:40) (Shotgun) J.Hurts pass incomplete deep left to D.Smith [C.Dunlap].	
4-3-PHI 32	(10:33) A.Siposs punts 38 yards to KC 30, Center-R.Lovato. K.Toney pushed ob at PHI 5 for 65 yards (A.Siposs).	

## Kansas City Chiefs at 10:11

1-5-PHI 5	(10:11) I.Pacheco up the middle to PHI 4 for 1 yard (J.Sweat).	
2-4-PHI 4	(9:31) (Shotgun) A.Wylie reported in as eligible. P.Mahomes pass incomplete short middle.	
3-4-PHI 4	<b>(9:26) (Shotgun) P.Mahomes pass short left to S.Moore for 4 yards, TOUCHDOWN.</b>	P17
	H.Butker extra point is GOOD, Center-J.Winchester, Holder-T.Townsend.	

<b>KC 35 PHI 27, 3 plays, 5 yards, 0:49 drive, 5:38 elapsed</b>
---

H.Butker kicks 65 yards from KC 35 to end zone, Touchback.

## Philadelphia Eagles at 9:22

1-10-PHI 25	(9:22) (Shotgun) M.Sanders up the middle to PHI 31 for 6 yards (F.Clark).	
2-4-PHI 31	(8:39) (Shotgun) M.Sanders left end to PHI 34 for 3 yards (J.Williams).	
3-1-PHI 34	(8:08) (No Huddle) J.Hurts up the middle to PHI 36 for 2 yards (W.Gay).	R22
<u>1-10-PHI 36</u>	(7:25) (Shotgun) J.Hurts sacked ob at PHI 35 for -1 yards (L.Chenal).	
2-11-PHI 35	(6:46) (Shotgun) J.Hurts pass short left to A.Brown to PHI 42 for 7 yards (N.Bolton).	
3-4-PHI 42	(6:07) (Shotgun) J.Hurts pass short right to A.Brown to KC 47 for 11 yards (L.Sneed).	P23
<u>1-10-KC 47</u>	(5:45) (No Huddle, Shotgun) J.Hurts pass deep left to D.Smith ran ob at KC 2 for 45 yards.	P24
<u>1-2-KC 2</u>	<b>(5:20) (No Huddle) J.Hurts up the middle for 2 yards, TOUCHDOWN.</b>	R25
	TWO-POINT CONVERSION ATTEMPT. J.Hurts rushes left end. ATTEMPT SUCCEEDS.	

<b>KC 35 PHI 35, 8 plays, 75 yards, 4:07 drive, 9:45 elapsed</b>
--

J.Elliott kicks 65 yards from PHI 35 to end zone, Touchback.

## Kansas City Chiefs at 5:15

1-10-KC 25	(5:15) (Shotgun) I.Pacheco left tackle to KC 28 for 3 yards (J.Hargrave).	
2-7-KC 28	(4:37) (Shotgun) P.Mahomes pass short right to J.Smith-Schuster ran ob at KC 38 for 10 yards (D.Slay).	P18
<u>1-10-KC 38</u>	(4:32) I.Pacheco up the middle to KC 40 for 2 yards (C.Gardner-Johnson; J.Hargrave). KC-I.Pacheco was injured during the play.	
2-8-KC 40	(4:11) (Shotgun) P.Mahomes pass short right to T.Kelce to KC 47 for 7 yards (K.White; M.Epps).	
3-1-KC 47	(3:37) I.Pacheco left end to PHI 43 for 10 yards (C.Gardner-Johnson).	R19
<u>1-10-PHI 43</u>	(2:55) (Shotgun) P.Mahomes scrambles up the middle to PHI 17 for 26 yards (K.White).	R20
<u>1-10-PHI 17</u>	(2:07) I.Pacheco up the middle to PHI 15 for 2 yards (K.White).	

## Two-Minute Warning

2-8-PHI 15	(2:00) (Shotgun) P.Mahomes pass short right to J.Smith-Schuster to PHI 15 for no gain (A.Maddox; T.Edwards).	
	Timeout #2 by PHI at 01:54.	
3-8-PHI 15	(1:54) (Shotgun) P.Mahomes pass incomplete short left to J.Smith-Schuster [J.Sweat].	
	<i>PENALTY on PHI-J.Bradberry, Defensive Holding, 4 yards, enforced at PHI 15 - No Play.</i>	X21
<u>1-10-PHI 11</u>	(1:48) (Shotgun) J.McKinnon left end to PHI 2 for 9 yards.	
	Timeout #3 by PHI at 01:36.	
2-1-PHI 2	(1:36) P.Mahomes kneels to PHI 7 for -5 yards.	

**Kansas City Chiefs vs Philadelphia Eagles at State Farm Stadium**

Timeout #2 by KC at 00:54.

3-6-PHI 7 (:54) P.Mahomes kneels to PHI 9 for -2 yards.

Timeout #3 by KC at 00:11.

4-8-PHI 9 (:11) **H.Butker 27 yard field goal is GOOD, Center-J.Winchester, Holder-T.Townsend.**

<b>KC 38 PHI 35, 12 plays, 66 yards, 1 penalty, 5:07 drive, 14:52 elapsed</b>
---

H.Butker kicks 40 yards from KC 35 to PHI 25. K.Gainwell to PHI 36 for 11 yards (D.Harris).

**Philadelphia Eagles at 0:08, (1st play from scrimmage 0:06)**

1-10-PHI 36 (:06) (Shotgun) J.Hurts pass incomplete deep middle.

**END OF QUARTER**

	Score	Time Poss	First Downs				Efficiencies	
			R	P	X	T	3 Down	4 Down
<b>Kansas City Chiefs</b>	<b>38</b>	<b>8:52</b>	<b>2</b>	<b>5</b>	<b>1</b>	<b>8</b>	<b>3/4</b>	<b>0/0</b>
<b>Philadelphia Eagles</b>	<b>35</b>	<b>6:08</b>	<b>2</b>	<b>2</b>	<b>0</b>	<b>4</b>	<b>2/3</b>	<b>0/0</b>

# Miscellaneous Statistics Report

Kansas City Chiefs vs Philadelphia Eagles  
2/12/2023 at State Farm Stadium

## Ten Longest Plays for Kansas City Chiefs

Yards	Qtr	Play Start	Play Description
26	4	1-10-PHI 43	(2:55) (Shotgun) P.Mahomes scrambles up the middle to PHI 17 for 26 yards (K.White).
24	1	2-2-PHI 44	(8:21) (Shotgun) I.Pacheco left tackle to PHI 20 for 24 yards (M.Epps).
22	1	1-10-KC 47	(3:48) (Shotgun) P.Mahomes pass short middle to T.Kelce to PHI 31 for 22 yards (J.Bradberry).
20	1	2-7-KC 28	(9:33) P.Mahomes pass short middle to T.Kelce to KC 48 for 20 yards (T.Edwards).
18	1	2-8-PHI 18	(7:03) (Shotgun) P.Mahomes pass deep right to T.Kelce for 18 yards, TOUCHDOWN.
14	3	3-1-KC 34	(13:54) J.McKinnon left tackle to KC 48 for 14 yards (C.Gardner-Johnson).
14	3	2-3-PHI 18	(10:57) (Shotgun) P.Mahomes scrambles right end to PHI 4 for 14 yards (M.Epps).
14	4	1-10-PHI 44	(15:00) (Shotgun) P.Mahomes pass short middle to J.Smith-Schuster to PHI 30 for 14 yards (A.Maddox).
13	4	1-5-PHI 25	(14:04) (Shotgun) P.Mahomes pass short left to J.Smith-Schuster pushed ob at PHI 12 for 13 yards (J.Bradberry).
12	3	2-6-PHI 37	(12:12) (Shotgun) P.Mahomes pass short middle to Ju.Watson to PHI 25 for 12 yards (D.Slay).

## Ten Longest Plays for Philadelphia Eagles

Yards	Qtr	Play Start	Play Description
45	2	1-10-KC 45	(15:00) (Shotgun) J.Hurts pass deep left to A.Brown for 45 yards, TOUCHDOWN.
45	4	1-10-KC 47	(5:45) (No Huddle, Shotgun) J.Hurts pass deep left to D.Smith ran ob at KC 2 for 45 yards.
28	2	4-5-KC 44	(5:28) (No Huddle, Shotgun) J.Hurts up the middle pushed ob at KC 16 for 28 yards (L.Sneed).
23	1	1-10-KC 34	(12:02) (No Huddle, Shotgun) J.Hurts pass short right to D.Smith to KC 11 for 23 yards (W.Gay).
22	2	3-5-KC 41	(:23) (Shotgun) J.Hurts pass short right to A.Brown ran ob at KC 19 for 22 yards (J.Thornhill).
17	3	3-6-PHI 29	(8:43) (Shotgun) J.Hurts pass deep left to D.Goedert to PHI 46 for 17 yards (J.Reid).
17	3	3-14-KC 47	(6:13) (Shotgun) J.Hurts pass deep right to D.Goedert pushed ob at KC 30 for 17 yards (B.Cook).
14	2	1-10-PHI 25	(9:39) (Shotgun) J.Hurts up the middle to PHI 39 for 14 yards (N.Bolton).
13	1	1-10-KC 47	(12:31) (Shotgun) J.Hurts pass short right to D.Goedert to KC 34 for 13 yards (J.Reid).
12	1	3-5-PHI 30	(13:44) (Shotgun) J.Hurts pass short left to D.Smith pushed ob at PHI 42 for 12 yards (J.Reid).

## Touchdown Scoring Information

		Offense	Defense	Special Teams
<b>VISITOR</b>	Kansas City Chiefs	4	1	0
<b>HOME</b>	Philadelphia Eagles	4	0	0

## Player Scoring Information

Club	Player	TD	Rush TD	Rec TD	KO TD	Punt TD	Int TD	Fum TD	Misc TD	FG	XP	2Pt Rush	2Pt Rec	Sfty	Points
KC	H.Butker	0	0	0	0	0	0	0	0	1	5	0	0	0	8
KC	I.Pacheco	0	1	0	0	0	0	0	0	0	0	0	0	0	6
KC	T.Kelce	0	0	1	0	0	0	0	0	0	0	0	0	0	6
KC	K.Toney	0	0	1	0	0	0	0	0	0	0	0	0	0	6
KC	S.Moore	0	0	1	0	0	0	0	0	0	0	0	0	0	6
KC	N.Bolton	0	0	0	0	0	0	1	0	0	0	0	0	0	6
PHI	J.Hurts	0	3	0	0	0	0	0	0	0	0	1	0	0	20
PHI	J.Elliott	0	0	0	0	0	0	0	0	2	3	0	0	0	9
PHI	A.Brown	0	0	1	0	0	0	0	0	0	0	0	0	0	6

## Possession Detail

	First Half		Second Half		Game	
	Visitor	Home	Visitor	Home	Visitor	Home
Largest Lead	0	10	8	6	8	10
Drives Leading	0	2	1	1	1	3
Time of Possession Leading	0:00	5:01	0:49	7:45	0:49	12:46
Largest Deficit	-10	0	-6	-8	-10	-8
Drives Trailing	3	0	2	3	5	3
Time of Possession Trailing	5:44	0:00	10:11	6:08	15:55	6:08
Times Score Tied Up		2		1		3
Lead Changes		3		2		5

# Playtime Percentage

Percent of playtime per player on offense, defense and special teams (Unofficial)

Kansas City Chiefs					Philadelphia Eagles								
		Offense	Defense	Special Teams			Offense	Defense	Special Teams				
C Humphrey	C	55	100%	7	24%	I Seumalo	G	75	100%	5	17%		
O Brown	T	55	100%	7	24%	J Mailata	T	75	100%	5	17%		
T Smith	G	55	100%	7	24%	L Dickerson	G	75	100%	5	17%		
P Mahomes	QB	55	100%			L Johnson	T	75	100%				
J Thuney	G	55	100%			J Kelce	C	75	100%				
A Wylie	G	54	98%	7	24%	J Hurts	QB	75	100%				
T Kelce	TE	43	78%			D Smith	WR	74	99%				
J Smith-Schuster	WR	38	69%			D Goedert	TE	71	95%				
M Valdes-Scantling	WR	35	64%			A Brown	WR	66	88%				
N Gray	TE	34	62%	17	59%	Q Watkins	WR	42	56%				
J Watson	WR	33	60%			K Gainwell	RB	38	51%	1	3%		
J McKinnon	RB	30	55%	8	28%	M Sanders	RB	26	35%				
I Pacheco	RB	26	47%	6	21%	J Stoll	TE	23	31%	14	48%		
S Moore	WR	14	25%	1	3%	Z Pascal	WR	21	28%	17	59%		
J Fortson	TE	13	24%	8	28%	B Scott	RB	13	17%	13	45%		
K Toney	WR	6	11%	2	7%	G Calcaterra	TE	1	1%	8	28%		
M Burton	FB	2	4%	15	52%	M Epps	SS		55	100%	6	21%	
N Allegretti	G	1	2%	7	24%	T Edwards	LB		55	100%	2	7%	
L Niang	T	1	2%	7	24%	J Bradberry	CB		55	100%			
N Bolton	LB		75	100%	5	17%	D Slay	CB		55	100%		
J Thornhill	FS		75	100%			C Gardner-Johnson	SS		55	100%		
L Sneed	CB		75	100%			A Maddox	CB		47	85%		
T McDuffie	CB		75	100%			H Reddick	LB		46	84%		
J Reid	SS		74	99%	5	17%	J Sweat	DE		45	82%	7	24%
W Gay	LB		66	88%			F Cox	DT		45	82%		
C Jones	DT		61	81%			J Hargrave	DT		42	76%		
F Clark	DE		59	79%			K White	LB		41	75%		
C Dunlap	LB		39	52%	5	17%	B Graham	DE		18	33%	7	24%
K Saunders	DT		39	52%			M Williams	DT		12	22%	9	31%
G Karlaftis	DE		38	51%	5	17%	N Suh	DE		11	20%		
J Watson	CB		31	41%	6	21%	J Davis	DT		10	18%	12	41%
J Williams	CB		27	36%	14	48%	L Joseph	NT		10	18%		
M Danna	DE		26	35%	5	17%	R Quinn	LB		2	4%		
D Nnadi	DT		20	27%	5	17%	R Blankenship	SS		1	2%	24	83%
L Chenal	LB		18	24%	22	76%	P Johnson	LB				24	83%
B Williams	NT		14	19%			N Dean	LB				24	83%
B Cook	SS		10	13%	22	76%	C Elliss	LB				24	83%
D Harris	LB		2	3%	16	55%	J Jobe	CB				23	79%
D Bush	SS		1	1%	20	69%	Z McPhearson	CB				23	79%
J Cochrane	LB				17	59%	K Wallace	SS				22	76%
M Kemp	WR				17	59%	J Elliott	K				11	38%
N Johnson	DB				17	59%	A Siposs	P				7	24%
H Butker	K				14	48%	R Lovato	LS				7	24%
J Winchester	LS				9	31%	A Dillard	T				5	17%
T Townsend	P				9	31%							

P Wanogho

T

7 24% J Driscoll  
C Jurgens  
B Covey

T  
C  
WR

5 17%  
5 17%  
2 7%

**PLAYER  
STATS**



# UPDATED PLAYER BIOS



## NICK ALLEGRETTI



**GUARD #73**  
**ILLINOIS**

**5<sup>TH</sup>** YEAR IN THE NFL

**5<sup>TH</sup>** YEAR WITH THE CHIEFS

HEIGHT: 6'4"  
WEIGHT: 310 LBS  
DRAFTED: D7-19  
BIRTHDAY: 4/21/96

### NICK ALLEGRETTI'S NFL REGULAR SEASON STATISTICS

DATE	TEAM	GP	GS
2019	Chiefs	7	0
2020	Chiefs	16	9
2021	Chiefs	17	0
2022	Chiefs	17	3
<b>NFL TOTALS</b>		<b>57</b>	<b>12</b>

### NICK ALLEGRETTI'S NFL POSTSEASON STATISTICS

DATE	TEAM	GP	GS
2019	Chiefs	3	0
2020	Chiefs	3	3
2021	Chiefs	3	0
2022	Chiefs	3	0
<b>NFL TOTALS</b>		<b>12</b>	<b>3</b>

### 2022 GAME-BY-GAME REGULAR-SEASON STATISTICS (CHIEFS)

DATE	OPPONENT	P/S	W/L	SCORE
09/11	at Cardinals	P	W	44-21
09/15	Chargers	P	W	27-24
09/25	at Colts	P	L	17-20
10/02	at Buccaneers	P	W	41-31
10/10	Raiders	S	W	30-29
10/16	Bills	P	L	20-24
10/23	at 49ers	P	W	44-23
11/06	Titans	P	W	20-17+
11/13	Jaguars	P	W	27-17
11/20	at Chargers	P	W	30-27
11/27	Rams	S	W	26-10
12/04	at Bengals	S	L	24-27
12/11	at Broncos	P	W	34-28
12/18	at Texans	P	W	30-24+
12/24	Seahawks	P	W	24-10
01/01	Broncos	P	W	27-24
01/07	at Raiders	P	W	31-13
<b>2022 TOTALS</b>		<b>17-3</b>	<b>14-3</b>	

+ - Overtime

### 2022 GAME-BY-GAME POSTSEASON STATISTICS (CHIEFS)

DATE	OPPONENT	P/S	W/L	SCORE
01/21	Jaguars	P	W	27-20
01/29	Bengals	P	W	23-20
02/12	at Eagles	P	W	38-35
<b>2022 TOTALS</b>		<b>3-0</b>	<b>3-0</b>	





# UPDATED PLAYER BIOS



## FELIX ANUDIKE-UZOMAH

**DEFENSIVE END #97**  
KANSAS STATE

**ROOKIE**

HEIGHT: 6'4"  
WEIGHT: 255 LBS  
DRAFTED: D1-23  
BIRTHDAY: 1/24/02



## BLAKE BELL

**TIGHT END #81**  
OKLAHOMA

**9<sup>TH</sup>** YEAR IN THE NFL

**4<sup>TH</sup>** YEAR WITH THE CHIEFS

HEIGHT: 6'6"  
WEIGHT: 252 LBS  
DRAFTED: FA-21  
BIRTHDAY: 8/7/91



### BLAKE BELL'S NFL REGULAR SEASON RUSHING/RECEIVING STATISTICS

DATE	TEAM	GP	GS	RECEIVING					RUSHING				
				NO.	YDS.	AVG.	LG	TD	NO.	YDS.	AVG.	LG	TD
2015	49ers	14	5	15	186	12.4	48	0	0	0	0.0	0	0
2016	49ers	13	0	4	85	21.3	45	0	0	0	0.0	0	0
2017	Vikings	13	3	3	19	6.3	12	0	0	0	0.0	0	0
2018	Vikings	0	0	0	0	0.0	0	0	0	0	0.0	0	0
Went from <b>Minnesota</b> to <b>Jacksonville</b> .													
2018	Jaguars	10	4	8	67	8.4	16	0	0	0	0.0	0	0
2018	<b>TOTAL</b>	<b>10</b>	<b>4</b>	<b>8</b>	<b>67</b>	<b>8.4</b>	<b>16</b>	<b>0</b>	<b>0</b>	<b>0</b>	<b>0.0</b>	<b>0</b>	<b>0</b>
2019	Chiefs	15	7	8	67	8.4	30	0	0	0	0.0	0	0
2020	Cowboys	16	2	11	110	10.0	24	0	1	2	2.0	2	0
2021	Chiefs	16	5	9	87	9.7	24	0	4	10	2.5	3	0
2022	Chiefs	3	1	2	20	10.0	17t	1	0	0	0.0	0	0
<b>NFL TOTALS</b>		<b>100</b>	<b>27</b>	<b>60</b>	<b>641</b>	<b>10.7</b>	<b>48</b>	<b>1</b>	<b>5</b>	<b>12</b>	<b>2.4</b>	<b>3</b>	<b>0</b>



# UPDATED PLAYER BIOS

## BLAKE BELL'S NFL POSTSEASON RUSHING/RECEIVING STATISTICS

DATE	TEAM	GP	GS	RECEIVING					RUSHING				
				NO.	YDS.	AVG.	LG	TD	NO.	YDS.	AVG.	LG	TD
2017	Vikings	0	0	0	0	0.0	0	0	0	0	0.0	0	0
2019	Chiefs	3	0	3	24	8.0	9	1	0	0	0.0	0	0
2021	Chiefs	3	1	1	3	3.0	3	0	0	0	0.0	0	0
2022	Chiefs	1	0	1	4	4.0	4	0	0	0	0.0	0	0
<b>NFL TOTALS</b>		<b>7</b>	<b>1</b>	<b>5</b>	<b>31</b>	<b>6.2</b>	<b>9</b>	<b>1</b>	<b>0</b>	<b>0</b>	<b>0.0</b>	<b>0</b>	<b>0</b>

## BLAKE BELL'S NFL REGULAR SEASON RETURN STATISTICS

DATE	TEAM	KICKOFF RETURNS					PUNT RETURNS					
		RET.	YDS.	AVG.	LG	TD	NO.	FC	YDS.	AVG.	LG	TD
2015	49ers	0	0	0.0	0	0	0	0	0	0.0	0	0
2016	49ers	0	0	0.0	0	0	0	0	0	0.0	0	0
2017	Vikings	0	0	0.0	0	0	0	0	0	0.0	0	0
2018	Vikings	0	0	0.0	0	0	0	0	0	0.0	0	0
Went from <b>Minnesota</b> to <b>Jacksonville</b> .												
2018	Jaguars	1	9	9.0	9	0	0	0	0	0.0	0	0
2018	<b>TOTAL</b>	<b>1</b>	<b>9</b>	<b>9.0</b>	<b>9</b>	<b>0</b>	<b>0</b>	<b>0</b>	<b>0</b>	<b>0.0</b>	<b>0</b>	<b>0</b>
2019	Chiefs	0	0	0.0	0	0	0	0	0	0.0	0	0
2020	Cowboys	0	0	0.0	0	0	0	0	0	0.0	0	0
2021	Chiefs	0	0	0.0	0	0	0	0	0	0.0	0	0
2022	Chiefs	0	0	0.0	0	0	0	0	0	0.0	0	0
<b>NFL TOTALS</b>		<b>1</b>	<b>9</b>	<b>9.0</b>	<b>9</b>	<b>0</b>	<b>0</b>	<b>0</b>	<b>0</b>	<b>0.0</b>	<b>0</b>	<b>0</b>

## BLAKE BELL'S NFL POSTSEASON RETURN STATISTICS

DATE	TEAM	KICKOFF RETURNS					PUNT RETURNS					
		RET.	YDS.	AVG.	LG	TD	NO.	FC	YDS.	AVG.	LG	TD
2017	Vikings	0	0	0.0	0	0	0	0	0	0.0	0	0
2019	Chiefs	0	0	0.0	0	0	0	0	0	0.0	0	0
2021	Chiefs	0	0	0.0	0	0	0	0	0	0.0	0	0
2022	Chiefs	0	0	0.0	0	0	0	0	0	0.0	0	0
<b>NFL TOTALS</b>		<b>0</b>	<b>0</b>	<b>0.0</b>	<b>0</b>	<b>0</b>	<b>0</b>	<b>0</b>	<b>0</b>	<b>0.0</b>	<b>0</b>	<b>0</b>

## 2022 GAME-BY-GAME REGULAR-SEASON STATISTICS (CHIEFS)

DATE	OPPONENT	P/S	RECEIVING					RUSHING					W/L	SCORE
			NO.	YDS.	AVG.	LG	TD	NO.	YDS.	AVG.	LG	TD		
09/11	at Cardinals												W	44-21
09/15	Chargers												W	27-24
09/25	at Colts												L	17-20
10/02	at Buccaneers												W	41-31
10/10	Raiders												W	30-29
10/16	Bills												L	20-24
10/23	at 49ers												W	44-23
11/06	Titans												W	20-17+
11/13	Jaguars												W	27-17
11/20	at Chargers												W	30-27
11/27	Rams												W	26-10
12/04	at Bengals												L	24-27
12/11	at Broncos												W	34-28
12/18	at Texans												W	30-24+
12/24	Seahawks	S	0	0	0.0	0	0	0	0	0.0	0	0	W	24-10
01/01	Broncos	P	1	17	17.0	17t	1	0	0	0.0	0	0	W	27-24
01/07	at Raiders	P	1	3	3.0	3	0	0	0	0.0	0	0	W	31-13
<b>2022 TOTALS</b>		<b>3-1</b>	<b>2</b>	<b>20</b>	<b>10.0</b>	<b>17T</b>	<b>1</b>	<b>0</b>	<b>0</b>	<b>0.0</b>	<b>0</b>	<b>0</b>	<b>14-3</b>	

+ - Overtime

## 2022 GAME-BY-GAME POSTSEASON STATISTICS (CHIEFS)

DATE	OPPONENT	P/S	RECEIVING					RUSHING					W/L	SCORE
			NO.	YDS.	AVG.	LG	TD	NO.	YDS.	AVG.	LG	TD		
01/21	Jaguars	P	1	4	4.0	4	0	0	0	0.0	0	0	W	27-20
01/29	Bengals												W	23-20
02/12	at Eagles												W	38-35
<b>2022 TOTALS</b>		<b>1-0</b>	<b>1</b>	<b>4</b>	<b>4.0</b>	<b>4</b>	<b>0</b>	<b>0</b>	<b>0</b>	<b>0.0</b>	<b>0</b>	<b>0</b>	<b>3-0</b>	



# UPDATED PLAYER BIOS



## KENDALL BLANTON



**TIGHT END #80**  
**MISSOURI**

**2<sup>ND</sup>** YEAR IN  
THE NFL

**1<sup>ST</sup>** YEAR WITH  
THE CHIEFS

HEIGHT: 6'6"  
WEIGHT: 262 LBS  
DRAFTED: FA-22  
BIRTHDAY: 11/10/95

### KENDALL BLANTON'S NFL REGULAR SEASON RUSHING/RECEIVING STATISTICS

DATE	TEAM	GP	GS	RECEIVING					RUSHING				
				NO.	YDS.	AVG.	LG	TD	NO.	YDS.	AVG.	LG	TD
2019	Rams	1	0	0	0	0.0	0	0	0	0	0.0	0	0
2020	Rams	0	0	0	0	0.0	0	0	0	0	0.0	0	0
2021	Rams	11	2	4	37	9.3	23	0	0	0	0.0	0	0
2022	Chiefs	0	0	0	0	0.0	0	0	0	0	0.0	0	0
Went from <b>Kansas City</b> to <b>L.A. Rams</b> .													
2022	Rams	4	0	2	35	17.5	28	0	0	0	0.0	0	0
2022	<b>TOTAL</b>	<b>4</b>	<b>0</b>	<b>2</b>	<b>35</b>	<b>17.5</b>	<b>28</b>	<b>0</b>	<b>0</b>	<b>0</b>	<b>0.0</b>	<b>0</b>	<b>0</b>
<b>NFL TOTALS</b>		<b>16</b>	<b>2</b>	<b>6</b>	<b>72</b>	<b>12.0</b>	<b>28</b>	<b>0</b>	<b>0</b>	<b>0</b>	<b>0.0</b>	<b>0</b>	<b>0</b>

### KENDALL BLANTON'S NFL POSTSEASON RUSHING/RECEIVING STATISTICS

DATE	TEAM	GP	GS	RECEIVING					RUSHING				
				NO.	YDS.	AVG.	LG	TD	NO.	YDS.	AVG.	LG	TD
2020	Rams	0	0	0	0	0.0	0	0	0	0	0.0	0	0
2021	Rams	4	1	7	75	10.7	20	1	0	0	0.0	0	0
2022	Chiefs	0	0	0	0	0.0	0	0	0	0	0.0	0	0
<b>NFL TOTALS</b>		<b>4</b>	<b>1</b>	<b>7</b>	<b>75</b>	<b>10.7</b>	<b>20</b>	<b>1</b>	<b>0</b>	<b>0</b>	<b>0.0</b>	<b>0</b>	<b>0</b>

### KENDALL BLANTON'S NFL REGULAR SEASON RETURN STATISTICS

DATE	TEAM	KICKOFF RETURNS					PUNT RETURNS					
		RET.	YDS.	AVG.	LG	TD	NO.	FC	YDS.	AVG.	LG	TD
2019	Rams	0	0	0.0	0	0	0	0	0	0.0	0	0
2020	Rams	0	0	0.0	0	0	0	0	0	0.0	0	0
2021	Rams	0	0	0.0	0	0	0	0	0	0.0	0	0
2022	Chiefs	0	0	0.0	0	0	0	0	0	0.0	0	0
Went from <b>Kansas City</b> to <b>L.A. Rams</b> .												
2022	Rams	0	0	0.0	0	0	0	0	0	0.0	0	0
2022	<b>TOTAL</b>	<b>0</b>	<b>0</b>	<b>0.0</b>	<b>0</b>	<b>0</b>	<b>0</b>	<b>0</b>	<b>0</b>	<b>0.0</b>	<b>0</b>	<b>0</b>
<b>NFL TOTALS</b>		<b>0</b>	<b>0</b>	<b>0.0</b>	<b>0</b>	<b>0</b>	<b>0</b>	<b>0</b>	<b>0</b>	<b>0.0</b>	<b>0</b>	<b>0</b>

### KENDALL BLANTON'S NFL POSTSEASON RETURN STATISTICS

DATE	TEAM	KICKOFF RETURNS					PUNT RETURNS					
		RET.	YDS.	AVG.	LG	TD	NO.	FC	YDS.	AVG.	LG	TD
2020	Rams	0	0	0.0	0	0	0	0	0	0.0	0	0
2021	Rams	0	0	0.0	0	0	0	0	0	0.0	0	0
2022	Chiefs	0	0	0.0	0	0	0	0	0	0.0	0	0
<b>NFL TOTALS</b>		<b>0</b>	<b>0</b>	<b>0.0</b>	<b>0</b>	<b>0</b>	<b>0</b>	<b>0</b>	<b>0</b>	<b>0.0</b>	<b>0</b>	<b>0</b>



# UPDATED PLAYER BIOS

## 2022 GAME-BY-GAME REGULAR-SEASON STATISTICS (CHIEFS/RAMS)

DATE	OPPONENT	P/S	RECEIVING					RUSHING					W/L	SCORE	
			NO.	YDS.	AVG.	LG	TD	NO.	YDS.	AVG.	LG	TD			
09/11	at Cardinals													W	44-21
09/15	Chargers													W	27-24
Went from <b>Chiefs to Rams.</b>															
09/25	at Cardinals	P	1	28	28.0	28	0	0	0	0.0	0	0	0	W	20-12
10/03	at 49ers	P	1	7	7.0	7	0	0	0	0.0	0	0	L	9-24	
10/09	Cowboys	P	0	0	0.0	0	0	0	0	0.0	0	0	L	10-22	
10/16	Panthers	P	0	0	0.0	0	0	0	0	0.0	0	0	W	24-10	
10/30	49ers												L	14-31	
11/06	at Buccaneers												L	13-16	
11/13	Cardinals												L	17-27	
11/20	at Saints												L	20-27	
Went from <b>Rams to Chiefs.</b>															
11/27	Rams												W	26-10	
12/04	at Bengals												L	24-27	
12/11	at Broncos												W	34-28	
12/18	at Texans												W	30-24+	
12/24	Seahawks												W	24-10	
01/01	Broncos												W	27-24	
01/07	at Raiders												W	31-13	
<b>2022 TOTALS</b>		<b>4-0</b>	<b>2</b>	<b>35</b>	<b>17.5</b>	<b>28</b>	<b>0</b>	<b>0</b>	<b>0</b>	<b>0.0</b>	<b>0</b>	<b>0</b>	<b>0</b>	<b>10-7</b>	

+ - Overtime

## 2022 GAME-BY-GAME POSTSEASON STATISTICS (CHIEFS)

DATE	OPPONENT	P/S	RECEIVING					RUSHING					W/L	SCORE	
			NO.	YDS.	AVG.	LG	TD	NO.	YDS.	AVG.	LG	TD			
01/21	Jaguars													W	27-20
01/29	Bengals													W	23-20
02/12	at Eagles													W	38-35
<b>2022 TOTALS</b>		<b>0-0</b>	<b>0</b>	<b>0</b>	<b>0.0</b>	<b>0</b>	<b>0</b>	<b>0</b>	<b>0</b>	<b>0.0</b>	<b>0</b>	<b>0</b>	<b>0</b>	<b>3-0</b>	



# NICK BOLTON

**LINEBACKER #32**  
**MISSOURI**




**3<sup>RD</sup>** YEAR IN THE NFL

**3<sup>RD</sup>** YEAR WITH THE CHIEFS

HEIGHT: 5'11"  
WEIGHT: 237 LBS  
DRAFTED: D2A-21  
BIRTHDAY: 3/10/00

## NICK BOLTON'S NFL REGULAR SEASON DEFENSIVE STATISTICS

DATE	TEAM	GP	GS	TACKLES							INTERCEPTIONS					O. FUMB				ST			MISC					
				TK	S	A	TFL	YDS	SK	YDS	QBH	NO	YDS	LG	TD	PD	FF	FR	TD	YDS	TK	S	A	FF	FR	S	A	
2021	Chiefs	16	12	112	70	42	11	11	0.0	0.0	3	0	0	0	0	3	0	1	1	86	0	0	0	0	0	0	0	0
2022	Chiefs	17	17	180	108	72	9	22	2.0	19.0	7	2	15	15	0	3	1	0	0	0	0	0	0	0	0	0	0	0
<b>NFL TOTALS</b>		<b>33</b>	<b>29</b>	<b>292</b>	<b>178</b>	<b>114</b>	<b>20</b>	<b>33</b>	<b>2.0</b>	<b>19.0</b>	<b>10</b>	<b>2</b>	<b>15</b>	<b>15</b>	<b>0</b>	<b>6</b>	<b>1</b>	<b>1</b>	<b>1</b>	<b>86</b>	<b>0</b>	<b>0</b>	<b>0</b>	<b>0</b>	<b>0</b>	<b>0</b>	<b>0</b>	<b>0</b>

## NICK BOLTON'S NFL POSTSEASON DEFENSIVE STATISTICS

DATE	TEAM	GP	GS	TACKLES							INTERCEPTIONS					O. FUMB				ST			MISC					
				TK	S	A	TFL	YDS	SK	YDS	QBH	NO	YDS	LG	TD	PD	FF	FR	TD	YDS	TK	S	A	FF	FR	S	A	
2021	Chiefs	3	2	18	10	8	1	0	0.0	0.0	0	0	0	0	0	0	0	0	0	0	0	0	0	0	0	0	0	0
2022	Chiefs	3	3	23	15	8	0	0	0.0	0.0	0	0	0	0	0	0	2	1	36	0	0	0	0	0	0	0	0	0
<b>NFL TOTALS</b>		<b>6</b>	<b>5</b>	<b>41</b>	<b>25</b>	<b>16</b>	<b>1</b>	<b>0</b>	<b>0.0</b>	<b>0.0</b>	<b>0</b>	<b>0</b>	<b>0</b>	<b>0</b>	<b>0</b>	<b>0</b>	<b>2</b>	<b>1</b>	<b>36</b>	<b>1</b>	<b>1</b>	<b>0</b>	<b>0</b>	<b>0</b>	<b>0</b>	<b>0</b>	<b>0</b>	<b>0</b>



# UPDATED PLAYER BIOS


## 2022 GAME-BY-GAME REGULAR-SEASON STATISTICS (CHIEFS)

DATE	OPPONENT	P/S	TACKLES							INTERCEPTIONS					O. FUMB				ST				MISC		W/L	SCORE		
			TK	S	A	SK	YDS	TFL	YDS	QBH	NO	YDS	LG	TD	PD	FF	FR	TD	YDS	TK	S	A	FF	FR			S	A
09/11	at Cardinals	S	10	8	2	0.0	0.0	1	1	0	0	0	0	0	0	0	0	0	0	0	0	0	0	0	0	0	W	44-21
09/15	Chargers	S	10	5	5	0.0	0.0	0	0	0	0	0	0	0	0	0	0	0	0	0	0	0	0	0	0	0	W	27-24
09/25	at Colts	S	9	6	3	2.0	19.0	1	11	2	0	0	0	0	0	0	0	0	0	0	0	0	0	0	0	L	17-20	
10/02	at Buccaneers	S	9	6	3	0.0	0.0	1	2	0	0	0	0	0	0	0	0	0	0	0	0	0	0	0	0	W	41-31	
10/10	Raiders	S	9	7	2	0.0	0.0	0	0	1	0	0	0	0	0	0	0	0	0	0	0	0	0	0	0	W	30-29	
10/16	Bills	S	13	9	4	0.0	0.0	2	2	0	0	0	0	0	0	0	0	0	0	0	0	0	0	0	0	L	20-24	
10/23	at 49ers	S	10	7	3	0.0	0.0	1	1	1	0	0	0	0	0	0	0	0	0	0	0	0	0	0	0	W	44-23	
11/06	Titans	S	3	1	2	0.0	0.0	1	4	0	0	0	0	0	0	0	0	0	0	0	0	0	0	0	0	W	20-17+	
11/13	Jaguars	S	8	5	3	0.0	0.0	1	0	0	0	0	0	0	0	0	0	0	0	0	0	0	0	0	0	W	27-17	
11/20	at Chargers	S	14	10	4	0.0	0.0	0	0	0	1	0	0	0	1	1	0	0	0	0	0	0	0	0	0	W	30-27	
11/27	Rams	S	11	8	3	0.0	0.0	1	1	0	1	15	15	0	1	0	0	0	0	0	0	0	0	0	0	W	26-10	
12/04	at Bengals	S	16	8	8	0.0	0.0	0	0	0	0	0	0	0	0	0	0	0	0	0	0	0	0	0	0	L	24-27	
12/11	at Broncos	S	8	4	4	0.0	0.0	0	0	1	0	0	0	0	0	0	0	0	0	0	0	0	0	0	0	W	34-28	
12/18	at Texans	S	7	4	3	0.0	0.0	0	0	2	0	0	0	0	0	0	0	0	0	0	0	0	0	0	0	W	30-24+	
12/24	Seahawks	S	18	8	10	0.0	0.0	0	0	0	0	0	0	0	0	0	0	0	0	0	0	0	0	0	0	W	24-10	
01/01	Broncos	S	9	4	5	0.0	0.0	0	0	0	0	0	0	0	1	0	0	0	0	0	0	0	0	0	0	W	27-24	
01/07	at Raiders	S	16	8	8	0.0	0.0	0	0	0	0	0	0	0	0	0	0	0	0	0	0	0	0	0	0	W	31-13	
<b>2022 TOTALS</b>			<b>17-17</b>	<b>180</b>	<b>108</b>	<b>72</b>	<b>2.0</b>	<b>19.0</b>	<b>9</b>	<b>22</b>	<b>7</b>	<b>2</b>	<b>15</b>	<b>15</b>	<b>0</b>	<b>3</b>	<b>1</b>	<b>0</b>	<b>0</b>	<b>0</b>	<b>0</b>	<b>0</b>	<b>0</b>	<b>0</b>	<b>0</b>	<b>0</b>	<b>14-3</b>	

+ - Overtime



## 2022 GAME-BY-GAME POSTSEASON STATISTICS (CHIEFS)

DATE	OPPONENT	P/S	TACKLES							INTERCEPTIONS					O. FUMB				ST				MISC		W/L	SCORE		
			TK	S	A	SK	YDS	TFL	YDS	QBH	NO	YDS	LG	TD	PD	FF	FR	TD	YDS	TK	S	A	FF	FR			S	A
01/21	Jaguars	S	10	6	4	0.0	0.0	0	0	0	0	0	0	0	0	0	0	1	0	0	0	0	0	0	0	0	W	27-20
01/29	Bengals	S	4	1	3	0.0	0.0	0	0	0	0	0	0	0	0	0	0	0	0	0	0	0	0	0	0	0	W	23-20
02/12	at Eagles	S	9	8	1	0.0	0.0	0	0	0	0	0	0	0	0	1	1	36	0	0	0	0	0	0	0	0	W	38-35
<b>2022 TOTALS</b>			<b>3-3</b>	<b>23</b>	<b>15</b>	<b>8</b>	<b>0.0</b>	<b>0.0</b>	<b>0</b>	<b>0</b>	<b>0</b>	<b>0</b>	<b>0</b>	<b>0</b>	<b>0</b>	<b>0</b>	<b>0</b>	<b>2</b>	<b>1</b>	<b>36</b>	<b>0</b>	<b>0</b>	<b>0</b>	<b>0</b>	<b>0</b>	<b>0</b>	<b>3-0</b>	



# DICAPRIO BOOTLE

**CORNERBACK #30**  
**NEBRASKA**

**1<sup>ST</sup>** YEAR IN  
THE NFL

**1<sup>ST</sup>** YEAR WITH  
THE CHIEFS

HEIGHT: **5'10"**  
WEIGHT: **180 LBS**  
DRAFTED: **CFA-21**  
BIRTHDAY: **9/17/97**

## DICAPRIO BOOTLE'S NFL REGULAR SEASON DEFENSIVE STATISTICS

DATE	TEAM	GP	GS	TACKLES							INTERCEPTIONS					O. FUMB				ST				MISC			
				TK	S	A	TFL	YDS	SK	YDS	QBH	NO	YDS	LG	TD	PD	FF	FR	TD	YDS	TK	S	A	FF	FR	S	A
2021	Chiefs	3	0	7	5	2	0	0	0.0	0.0	0	0	0	0	0	0	0	0	0	0	1	1	0	0	0	0	0
2022	Chiefs	4	0	1	0	1	0	0	0.0	0.0	0	0	0	0	0	0	0	0	0	0	2	1	1	0	0	0	0
<b>NFL TOTALS</b>		<b>7</b>	<b>0</b>	<b>8</b>	<b>5</b>	<b>3</b>	<b>0</b>	<b>0</b>	<b>0.0</b>	<b>0.0</b>	<b>0</b>	<b>0</b>	<b>0</b>	<b>0</b>	<b>0</b>	<b>0</b>	<b>0</b>	<b>0</b>	<b>0</b>	<b>0</b>	<b>3</b>	<b>2</b>	<b>1</b>	<b>0</b>	<b>0</b>	<b>0</b>	<b>0</b>

## DICAPRIO BOOTLE'S NFL POSTSEASON DEFENSIVE STATISTICS

DATE	TEAM	GP	GS	TACKLES							INTERCEPTIONS					O. FUMB				ST				MISC			
				TK	S	A	TFL	YDS	SK	YDS	QBH	NO	YDS	LG	TD	PD	FF	FR	TD	YDS	TK	S	A	FF	FR	S	A
2021	Chiefs	0	0	0	0	0	0	0	0.0	0.0	0	0	0	0	0	0	0	0	0	0	0	0	0	0	0	0	0
2022	Chiefs	0	0	0	0	0	0	0	0.0	0.0	0	0	0	0	0	0	0	0	0	0	0	0	0	0	0	0	0
<b>NFL TOTALS</b>		<b>0</b>	<b>0</b>	<b>0</b>	<b>0</b>	<b>0</b>	<b>0</b>	<b>0</b>	<b>0.0</b>	<b>0.0</b>	<b>0</b>	<b>0</b>	<b>0</b>	<b>0</b>	<b>0</b>	<b>0</b>	<b>0</b>	<b>0</b>	<b>0</b>	<b>0</b>	<b>0</b>	<b>0</b>	<b>0</b>	<b>0</b>	<b>0</b>	<b>0</b>	<b>0</b>

# UPDATED PLAYER BIOS

## 2022 GAME-BY-GAME REGULAR-SEASON STATISTICS (CHIEFS)

DATE	OPPONENT	P/S	TACKLES							INTERCEPTIONS					O. FUMB				ST				MISC		W/L	SCORE		
			TK	S	A	SK	YDS	TFL	YDS	QBH	NO	YDS	LG	TD	PD	FF	FR	TD	YDS	TK	S	A	FF	FR			S	A
09/11	at Cardinals																										W	44-21
09/15	Chargers	P	0	0	0	0.0	0.0	0	0	0	0	0	0	0	0	0	0	0	1	0	1	0	0	0	0	0	W	27-24
09/25	at Colts	P	0	0	0	0.0	0.0	0	0	0	0	0	0	0	0	0	0	0	1	1	0	0	0	0	0	0	L	17-20
10/02	at Buccaneers																										W	41-31
10/10	Raiders																										W	30-29
10/16	Bills	P	0	0	0	0.0	0.0	0	0	0	0	0	0	0	0	0	0	0	0	0	0	0	0	0	0	0	L	20-24
10/23	at 49ers	P	1	0	1	0.0	0.0	0	0	0	0	0	0	0	0	0	0	0	0	0	0	0	0	0	0	0	W	44-23
11/06	Titans																										W	20-17+
11/13	Jaguars																										W	27-17
11/20	at Chargers																										W	30-27
11/27	Rams																										W	26-10
12/04	at Bengals																										L	24-27
12/11	at Broncos																										W	34-28
12/18	at Texans																										W	30-24+
12/24	Seahawks																										W	24-10
01/01	Broncos																										W	27-24
01/07	at Raiders																										W	31-13
<b>2022 TOTALS</b>			<b>4-0</b>	<b>1</b>	<b>0</b>	<b>1</b>	<b>0.0</b>	<b>0.0</b>	<b>0</b>	<b>0</b>	<b>0</b>	<b>0</b>	<b>0</b>	<b>0</b>	<b>0</b>	<b>0</b>	<b>0</b>	<b>0</b>	<b>0</b>	<b>0</b>	<b>0</b>	<b>0</b>	<b>0</b>	<b>0</b>	<b>0</b>	<b>0</b>	<b>14-3</b>	

+ - Overtime

## 2022 GAME-BY-GAME POSTSEASON STATISTICS (CHIEFS)

DATE	OPPONENT	P/S	TACKLES							INTERCEPTIONS					O. FUMB				ST				MISC		W/L	SCORE			
			TK	S	A	SK	YDS	TFL	YDS	QBH	NO	YDS	LG	TD	PD	FF	FR	TD	YDS	TK	S	A	FF	FR			S	A	
01/21	Jaguars																											W	27-20
01/29	Bengals																											W	23-20
02/12	at Eagles																											W	38-35
<b>2022 TOTALS</b>			<b>0</b>	<b>0</b>	<b>0</b>	<b>0.0</b>	<b>0.0</b>	<b>0</b>	<b>0</b>	<b>0</b>	<b>0</b>	<b>0</b>	<b>0</b>	<b>0</b>	<b>0</b>	<b>0</b>	<b>0</b>	<b>0</b>	<b>0</b>	<b>0</b>	<b>0</b>	<b>0</b>	<b>0</b>	<b>0</b>	<b>0</b>	<b>0</b>	<b>3-0</b>		



**EKOW  
BOYE-DOE**

**CORNERBACK #40**  
**KANSAS STATE**

**ROOKIE**

HEIGHT: 6'0"  
WEIGHT: 177 LBS  
DRAFTED: CFA-23  
BIRTHDAY: 11/4/99



# UPDATED PLAYER BIOS



## SHANE BUECHELE



**QUARTERBACK #12**  
**SMU**

**1<sup>ST</sup>** YEAR IN THE NFL

**1<sup>ST</sup>** YEAR WITH THE CHIEFS

HEIGHT: 6'0"  
WEIGHT: 210 LBS  
DRAFTED: CFA-21  
BIRTHDAY: 1/8/98

### SHANE BUECHELE'S NFL REGULAR SEASON PASSING STATISTICS

DATE	TEAM	GP	GS	ATT.	CMP.	PCT.	YDS	AVG.	TD	INT.	LG	SK	LST	RATE
2021	Chiefs	0	0	0	0	0.0	0	0.0	0	0	0	0	0	0.0
2022	Chiefs	0	0	0	0	0.0	0	0.0	0	0	0	0	0	0.0
<b>TOTALS</b>		<b>0</b>	<b>0</b>	<b>0</b>	<b>0</b>	<b>0.0</b>	<b>0</b>	<b>0.0</b>	<b>0</b>	<b>0</b>	<b>0</b>	<b>0</b>	<b>0</b>	<b>0.0</b>

### SHANE BUECHELE'S NFL POSTSEASON PASSING STATISTICS

DATE	TEAM	GP	GS	ATT.	CMP.	PCT.	YDS	AVG.	TD	INT.	LG	SK	LST	RATE
2021	Chiefs	0	0	0	0	0.0	0	0.0	0	0	0	0	0	0.0
2022	Chiefs	0	0	0	0	0.0	0	0.0	0	0	0	0	0	0.0
<b>TOTALS</b>		<b>0</b>	<b>0</b>	<b>0</b>	<b>0</b>	<b>0.0</b>	<b>0</b>	<b>0.0</b>	<b>0</b>	<b>0</b>	<b>0</b>	<b>0</b>	<b>0</b>	<b>0.0</b>

### SHANE BUECHELE'S NFL REGULAR SEASON RUSHING STATISTICS

DATE	TEAM	NO.	YDS.	AVG.	LG	TD
2021	Chiefs	0	0	0.0	0	0
2022	Chiefs	0	0	0.0	0	0
<b>TOTALS</b>		<b>0</b>	<b>0</b>	<b>0.0</b>	<b>0</b>	<b>0</b>

### SHANE BUECHELE'S NFL POSTSEASON RUSHING STATISTICS

DATE	TEAM	NO.	YDS.	AVG.	LG	TD
2021	Chiefs	0	0	0.0	0	0
2022	Chiefs	0	0	0.0	0	0
<b>TOTALS</b>		<b>0</b>	<b>0</b>	<b>0.0</b>	<b>0</b>	<b>0</b>

### SHANE BUECHELE'S NFL REGULAR SEASON PASSING/RUSHING STATISTICS

DATE	TEAM	GP	GS	PASSING										RUSHING					
				ATT.	CMP.	PCT.	YDS	AVG.	TD	INT.	LG	SK	LST	RATE	NO.	YDS.	AVG.	LG	TD
2021	Chiefs	0	0	0	0	0.0	0	0.0	0	0	0	0	0	0.0	0	0	0.0	0	0
2022	Chiefs	0	0	0	0	0.0	0	0.0	0	0	0	0	0	0.0	0	0	0.0	0	0
<b>TOTALS</b>		<b>0</b>	<b>0</b>	<b>0</b>	<b>0</b>	<b>0.0</b>	<b>0</b>	<b>0.0</b>	<b>0</b>	<b>0</b>	<b>0</b>	<b>0</b>	<b>0</b>	<b>0.0</b>	<b>0</b>	<b>0</b>	<b>0.0</b>	<b>0</b>	<b>0</b>

### SHANE BUECHELE'S NFL POSTSEASON PASSING/RUSHING STATISTICS

DATE	TEAM	GP	GS	PASSING										RUSHING					
				ATT.	CMP.	PCT.	YDS	AVG.	TD	INT.	LG	SK	LST	RATE	NO.	YDS.	AVG.	LG	TD
2021	Chiefs	0	0	0	0	0.0	0	0.0	0	0	0	0	0	0.0	0	0	0.0	0	0
2022	Chiefs	0	0	0	0	0.0	0	0.0	0	0	0	0	0	0.0	0	0	0.0	0	0
<b>TOTALS</b>		<b>0</b>	<b>0</b>	<b>0</b>	<b>0</b>	<b>0.0</b>	<b>0</b>	<b>0.0</b>	<b>0</b>	<b>0</b>	<b>0</b>	<b>0</b>	<b>0</b>	<b>0.0</b>	<b>0</b>	<b>0</b>	<b>0.0</b>	<b>0</b>	<b>0</b>

# UPDATED PLAYER BIOS

## 2022 GAME-BY-GAME REGULAR-SEASON STATISTICS (CHIEFS)

DATE	OPPONENT	P/S	PASSING											RUSHING				W/L	SCORE						
			ATT	CMP	YDS	PCT	Y/A	Y/C	TD	INT	LG	SK/YD	RATE	ATT	YDS	LG	TD								
09/11	at Cardinals																						W	44-21	
09/15	Chargers																							W	27-24
09/25	at Colts																							L	17-20
10/02	at Buccaneers																							W	41-31
10/10	Raiders																							W	30-29
10/16	Bills																							L	20-24
10/23	at 49ers																							W	44-23
11/06	Titans																							W	20-17+
11/13	Jaguars																							W	27-17
11/20	at Chargers																							W	30-27
11/27	Rams																							W	26-10
12/04	at Bengals																							L	24-27
12/11	at Broncos																							W	34-28
12/18	at Texans																							W	30-24+
12/24	Seahawks																							W	24-10
01/01	Broncos																							W	27-24
01/07	at Raiders																							W	31-13
<b>2022 TOTALS</b>		<b>0-0</b>	<b>0</b>	<b>0</b>	<b>0</b>	<b>0.0</b>	<b>0.0</b>	<b>0.0</b>	<b>0</b>	<b>0</b>	<b>0</b>	<b>0</b>	<b>0</b>	<b>0</b>	<b>0</b>	<b>0</b>	<b>0</b>	<b>0</b>	<b>0</b>	<b>0</b>	<b>0</b>	<b>0</b>	<b>0</b>	<b>14-3</b>	

+ - Overtime

## 2022 GAME-BY-GAME POSTSEASON STATISTICS (CHIEFS)

DATE	OPPONENT	P/S	PASSING											RUSHING				W/L	SCORE						
			ATT	CMP	YDS	PCT	Y/A	Y/C	TD	INT	LG	SK/YD	RATE	ATT	YDS	LG	TD								
01/21	Jaguars																							W	27-20
01/29	Bengals																							W	23-20
02/12	at Eagles																							W	38-35
<b>2022 TOTALS</b>		<b>0-0</b>	<b>0</b>	<b>0</b>	<b>0</b>	<b>0.0</b>	<b>0.0</b>	<b>0.0</b>	<b>0</b>	<b>0</b>	<b>0</b>	<b>0</b>	<b>0</b>	<b>0</b>	<b>0</b>	<b>0</b>	<b>0</b>	<b>0</b>	<b>0</b>	<b>0</b>	<b>0</b>	<b>0</b>	<b>0</b>	<b>3-0</b>	



# DEON BUSH

**SAFETY #26**  
MIAMI (FLA.)



**8<sup>TH</sup>** YEAR IN THE NFL

**2<sup>ND</sup>** YEAR WITH THE CHIEFS

HEIGHT: 6'0"  
WEIGHT: 200 LBS  
DRAFTED: FA-22  
BIRTHDAY: 8/14/93

## DEON BUSH'S NFL REGULAR SEASON DEFENSIVE STATISTICS

DATE	TEAM	GP	GS	TACKLES							INTERCEPTIONS					O. FUMB				ST			MISC			
				TK	S	A	TFL	YDS	SK	YDS	QBH	NO	YDS	LG	TD	PD	FF	FR	TD	YDS	TK	S	A	FF	FR	S
2016	Bears	11	6	21	16	5	0	0	0.0	0.0	0	0	0	0	0	1	0	0	0	0	1	1	0	0	0	0
2017	Bears	13	0	3	1	2	0	0	0.0	0.0	0	0	0	0	0	0	0	0	0	0	3	3	0	0	0	0
2018	Bears	15	2	6	6	0	1	7	1.0	7.0	1	0	0	0	0	1	0	0	0	2	2	0	0	0	0	0
2019	Bears	15	0	6	6	0	0	0	0.0	0.0	0	0	0	0	2	0	0	0	0	2	2	0	0	0	0	0
2020	Bears	12	0	1	1	0	0	0	0.0	0.0	0	1	10	10	0	2	0	0	0	0	4	4	0	0	0	0
2021	Bears	14	4	31	23	8	0	0	0.0	0.0	0	2	42	27	0	5	0	0	0	0	9	8	1	0	0	0
2022	Chiefs	16	0	4	3	1	0	0	0.0	0.0	0	0	0	0	1	0	0	0	0	7	3	4	0	0	0	0
<b>NFL TOTALS</b>		<b>96</b>	<b>12</b>	<b>72</b>	<b>56</b>	<b>16</b>	<b>1</b>	<b>7</b>	<b>1.0</b>	<b>7.0</b>	<b>1</b>	<b>3</b>	<b>52</b>	<b>27</b>	<b>0</b>	<b>11</b>	<b>1</b>	<b>0</b>	<b>0</b>	<b>0</b>	<b>28</b>	<b>23</b>	<b>5</b>	<b>0</b>	<b>0</b>	<b>0</b>



# UPDATED PLAYER BIOS

## DEON BUSH'S NFL POSTSEASON DEFENSIVE STATISTICS

DATE	TEAM	GP	GS	TACKLES							INTERCEPTIONS					O. FUMB				ST				MISC			
				TK	S	A	TFL	YDS	SK	YDS	QBH	NO	YDS	LG	TD	PD	FF	FR	TD	YDS	TK	S	A	FF	FR	S	A
2018	Bears	1	1	3	3	0	0	0	0.0	0.0	0	0	0	0	0	0	0	0	0	0	0	0	0	0	0	0	0
2020	Bears	1	0	0	0	0	0	0	0.0	0.0	0	0	0	0	0	0	0	0	0	0	0	0	0	0	0	0	
2022	Chiefs	3	0	0	0	0	0	0	0.0	0.0	0	0	0	0	0	0	0	0	0	0	0	1	1	0	0	0	
<b>NFL TOTALS</b>		<b>5</b>	<b>1</b>	<b>3</b>	<b>3</b>	<b>0</b>	<b>0</b>	<b>0</b>	<b>0.0</b>	<b>0.0</b>	<b>0</b>	<b>0</b>	<b>0</b>	<b>0</b>	<b>0</b>	<b>0</b>	<b>0</b>	<b>0</b>	<b>0</b>	<b>0</b>	<b>0</b>	<b>1</b>	<b>1</b>	<b>0</b>	<b>0</b>	<b>0</b>	


## 2022 GAME-BY-GAME REGULAR-SEASON STATISTICS (CHIEFS)

DATE	OPPONENT	P/S	TACKLES							INTERCEPTIONS					O. FUMB				ST				MISC		W/L	SCORE																		
			TK	S	A	SK	YDS	TFL	YDS	QBH	NO	YDS	LG	TD	PD	FF	FR	TD	YDS	TK	S	A	FF	FR			S	A																
09/11	at Cardinals	P	2	2	0	0.0	0.0	0	0	0	0	0	0	0	0	0	0	0	0	0	0	0	0	0	0	0	W	44-21																
09/15	Chargers	P	0	0	0	0.0	0.0	0	0	0	0	0	0	0	0	0	0	0	0	0	0	0	0	0	0	0	W	27-24																
09/25	at Colts	P	0	0	0	0.0	0.0	0	0	0	0	0	0	0	0	0	0	0	0	0	0	0	0	0	0	L	17-20																	
10/02	at Buccaneers	P	0	0	0	0.0	0.0	0	0	0	0	0	0	0	0	0	0	0	0	0	0	0	0	0	0	W	41-31																	
10/10	Raiders	P	1	0	1	0.0	0.0	0	0	0	0	0	0	0	0	0	0	0	0	0	0	0	0	0	0	W	30-29																	
10/16	Bills	P	0	0	0	0.0	0.0	0	0	0	0	0	0	0	0	0	0	0	0	0	0	0	1	0	1	0	0	L	20-24															
10/23	at 49ers	P	1	1	0	0.0	0.0	0	0	0	0	0	0	0	0	0	0	0	0	0	0	0	1	0	1	0	0	W	44-23															
11/06	Titans	P	0	0	0	0.0	0.0	0	0	0	0	0	0	0	0	0	0	0	0	0	0	3	2	1	0	0	0	W	20-17+															
11/13	Jaguars	P	0	0	0	0.0	0.0	0	0	0	0	0	0	0	0	0	0	0	0	0	0	0	0	0	0	0	W	27-17																
11/20	at Chargers	P	0	0	0	0.0	0.0	0	0	0	0	0	0	0	0	0	0	0	0	0	0	0	0	0	0	0	W	30-27																
11/27	Rams	P	0	0	0	0.0	0.0	0	0	0	0	0	0	0	0	0	0	0	0	0	0	0	0	0	0	0	W	26-10																
12/04	at Bengals		INACTIVE																																								L	24-27
12/11	at Broncos	P	0	0	0	0.0	0.0	0	0	0	0	0	0	0	0	0	0	0	0	0	0	0	0	0	0	0	0	W	34-28															
12/18	at Texans	P	0	0	0	0.0	0.0	0	0	0	0	0	0	0	0	0	0	0	0	0	0	0	0	0	0	0	W	30-24+																
12/24	Seahawks	P	0	0	0	0.0	0.0	0	0	0	0	0	0	0	0	0	0	0	0	0	0	1	0	1	0	0	0	W	24-10															
01/01	Broncos	P	0	0	0	0.0	0.0	0	0	0	0	0	0	0	0	0	0	0	0	0	0	0	0	0	0	0	W	27-24																
01/07	at Raiders	P	0	0	0	0.0	0.0	0	0	0	0	0	0	0	0	0	0	0	0	0	0	0	0	0	0	0	W	31-13																
<b>2022 TOTALS</b>		<b>16-0</b>	<b>4</b>	<b>3</b>	<b>1</b>	<b>0.0</b>	<b>0.0</b>	<b>0</b>	<b>0</b>	<b>0</b>	<b>0</b>	<b>0</b>	<b>0</b>	<b>0</b>	<b>0</b>	<b>0</b>	<b>0</b>	<b>0</b>	<b>0</b>	<b>0</b>	<b>0</b>	<b>0</b>	<b>0</b>	<b>0</b>	<b>0</b>	<b>0</b>	<b>0</b>	<b>14-3</b>																

+ - Overtime



## 2022 GAME-BY-GAME POSTSEASON STATISTICS (CHIEFS)

DATE	OPPONENT	P/S	TACKLES							INTERCEPTIONS					O. FUMB				ST				MISC		W/L	SCORE		
			TK	S	A	SK	YDS	TFL	YDS	QBH	NO	YDS	LG	TD	PD	FF	FR	TD	YDS	TK	S	A	FF	FR			S	A
01/21	Jaguars	P	0	0	0	0.0	0.0	0	0	0	0	0	0	0	0	0	0	0	0	0	0	0	0	0	0	0	W	27-20
01/29	Bengals	P	0	0	0	0.0	0.0	0	0	0	0	0	0	0	0	0	0	0	0	0	0	1	1	0	0	0	W	23-20
02/12	at Eagles	P	0	0	0	0.0	0.0	0	0	0	0	0	0	0	0	0	0	0	0	0	0	0	0	0	0	0	W	38-35
<b>2022 TOTALS</b>		<b>3-0</b>	<b>0</b>	<b>0</b>	<b>0</b>	<b>0.0</b>	<b>0.0</b>	<b>0</b>	<b>0</b>	<b>0</b>	<b>0</b>	<b>0</b>	<b>0</b>	<b>0</b>	<b>0</b>	<b>0</b>	<b>0</b>	<b>0</b>	<b>0</b>	<b>0</b>	<b>0</b>	<b>0</b>	<b>0</b>	<b>0</b>	<b>0</b>	<b>0</b>	<b>3-0</b>	



# MATT BUSHMAN

**TIGHT END #49**  
BYU

**1<sup>ST</sup>** YEAR IN THE NFL

**1<sup>ST</sup>** YEAR WITH THE CHIEFS

HEIGHT: 6'5"  
WEIGHT: 245 LBS  
DRAFTED: FA-22  
BIRTHDAY: 11/3/95

## MATT BUSHMAN'S NFL REGULAR SEASON RUSHING/RECEIVING STATISTICS

DATE	TEAM	GP	GS	RECEIVING					RUSHING					
				NO.	YDS.	AVG.	LG	TD	NO.	YDS.	AVG.	LG	TD	
2021	Raiders	2	0	0	0	0.0	0	0	0	0	0	0	0	
2022	Chiefs	0	0	0	0	0.0	0	0	0	0	0	0	0	
<b>NFL TOTALS</b>		<b>2</b>	<b>0</b>	<b>0</b>	<b>0</b>	<b>0.0</b>	<b>0</b>	<b>0</b>	<b>0</b>	<b>0</b>	<b>0</b>	<b>0.0</b>	<b>0</b>	<b>0</b>

# UPDATED PLAYER BIOS

## MATT BUSHMAN'S NFL POSTSEASON RUSHING/RECEIVING STATISTICS

DATE	TEAM	GP	GS	RECEIVING					RUSHING					
				NO.	YDS.	AVG.	LG	TD	NO.	YDS.	AVG.	LG	TD	
2021	Chiefs	0	0	0	0	0.0	0	0	0	0	0	0.0	0	0
2022	Chiefs	0	0	0	0	0.0	0	0	0	0	0	0.0	0	0
<b>NFL TOTALS</b>		<b>0</b>	<b>0</b>	<b>0</b>	<b>0</b>	<b>0.0</b>	<b>0</b>	<b>0</b>	<b>0</b>	<b>0</b>	<b>0</b>	<b>0.0</b>	<b>0</b>	<b>0</b>

## MATT BUSHMAN'S NFL REGULAR SEASON RETURN STATISTICS

DATE	TEAM	KICKOFF RETURNS					PUNT RETURNS					
		RET.	YDS.	AVG.	LG	TD	NO.	FC	YDS.	AVG.	LG	TD
2021	Raiders	0	0	0.0	0	0	0	0	0	0.0	0	0
2022	Chiefs	0	0	0.0	0	0	0	0	0	0.0	0	0
<b>NFL TOTALS</b>		<b>0</b>	<b>0</b>	<b>0.0</b>	<b>0</b>	<b>0</b>	<b>0</b>	<b>0</b>	<b>0</b>	<b>0.0</b>	<b>0</b>	<b>0</b>

## MATT BUSHMAN'S NFL POSTSEASON RETURN STATISTICS

DATE	TEAM	KICKOFF RETURNS					PUNT RETURNS					
		RET.	YDS.	AVG.	LG	TD	NO.	FC	YDS.	AVG.	LG	TD
2021	Chiefs	0	0	0.0	0	0	0	0	0	0.0	0	0
2022	Chiefs	0	0	0.0	0	0	0	0	0	0.0	0	0
<b>NFL TOTALS</b>		<b>0</b>	<b>0</b>	<b>0.0</b>	<b>0</b>	<b>0</b>	<b>0</b>	<b>0</b>	<b>0</b>	<b>0.0</b>	<b>0</b>	<b>0</b>

## 2022 GAME-BY-GAME REGULAR-SEASON STATISTICS (CHIEFS)

DATE	OPPONENT	P/S	RECEIVING					RUSHING					W/L	SCORE
			NO.	YDS.	AVG.	LG	TD	NO.	YDS.	AVG.	LG	TD		
09/11	at Cardinals												W	44-21
09/15	Chargers												W	27-24
09/25	at Colts												L	17-20
10/02	at Buccaneers												W	41-31
10/10	Raiders												W	30-29
10/16	Bills												L	20-24
10/23	at 49ers												W	44-23
11/06	Titans												W	20-17+
11/13	Jaguars												W	27-17
11/20	at Chargers												W	30-27
11/27	Rams												W	26-10
12/04	at Bengals												L	24-27
12/11	at Broncos												W	34-28
12/18	at Texans												W	30-24+
12/24	Seahawks												W	24-10
01/01	Broncos												W	27-24
01/07	at Raiders												W	31-13
<b>2022 TOTALS</b>		<b>0-0</b>	<b>0</b>	<b>0</b>	<b>0.0</b>	<b>0</b>	<b>0</b>	<b>0</b>	<b>0</b>	<b>0</b>	<b>0.0</b>	<b>0</b>	<b>0</b>	<b>14-3</b>

+ - Overtime

## 2022 GAME-BY-GAME POSTSEASON STATISTICS (CHIEFS)


DATE	OPPONENT	P/S	RECEIVING					RUSHING					W/L	SCORE
			NO.	YDS.	AVG.	LG	TD	NO.	YDS.	AVG.	LG	TD		
01/21	Jaguars												W	27-20
01/29	Bengals												W	23-20
02/12	at Eagles												W	38-35
<b>2022 TOTALS</b>		<b>0-0</b>	<b>0</b>	<b>0</b>	<b>0.0</b>	<b>0</b>	<b>0</b>	<b>0</b>	<b>0</b>	<b>0.0</b>	<b>0</b>	<b>0</b>	<b>3-0</b>	



# UPDATED PLAYER BIOS



## HARRISON BUTKER



**KICKER #7**  
**GEORGIA TECH**

**7TH** YEAR IN THE NFL

**7TH** YEAR WITH THE CHIEFS

HEIGHT: 6'4"  
WEIGHT: 199 LBS  
DRAFTED: FA-17  
BIRTHDAY: 7/14/95

### HARRISON BUTKER'S NFL REGULAR SEASON KICKING STATISTICS

DATE	TEAM	GP	FGM	FGA	PCT.	LG	XP	XPA	PCT.	BLK	PTS
2017	Panthers	0	0	0	0.0	0	0	0	0.0	0	0
Went from <b>Carolina</b> to <b>Kansas City</b> .											
2017	Chiefs	13	38	42	90.5	53	28	28	100.0	0	142
<b>2017</b>	<b>TOTAL</b>	<b>13</b>	<b>38</b>	<b>42</b>	<b>90.5</b>	<b>53</b>	<b>28</b>	<b>28</b>	<b>100.0</b>	<b>0</b>	<b>142</b>
2018	Chiefs	16	24	27	88.9	54	65	69	94.2	0	137
2019	Chiefs	16	34	38	89.5	56	45	48	93.8	1	147
2020	Chiefs	16	25	27	92.6	58	48	54	88.9	0	123
2021	Chiefs	16	25	28	89.3	56	47	49	95.9	0	122
2022	Chiefs	13	18	24	75.0	62	38	41	92.7	1	92
<b>NFL TOTALS</b>		<b>90</b>	<b>164</b>	<b>186</b>	<b>88.2</b>	<b>62</b>	<b>271</b>	<b>289</b>	<b>93.8</b>	<b>2</b>	<b>763</b>

### HARRISON BUTKER'S NFL POSTSEASON KICKING STATISTICS

DATE	TEAM	GP	FGM	FGA	PCT.	LG	XP	XPA	PCT.	BLK	PTS
2017	Chiefs	1	0	1	0.0	0	3	3	100.0	0	3
2018	Chiefs	2	2	2	100.0	39	8	8	100.0	0	14
2019	Chiefs	3	2	2	100.0	31	15	16	93.8	0	21
2020	Chiefs	3	7	8	87.5	52	6	7	85.7	0	27
2021	Chiefs	3	4	5	80.0	49	12	13	92.3	0	24
2022	Chiefs	3	6	7	85.7	50	10	10	100.0	0	28
<b>NFL TOTALS</b>		<b>15</b>	<b>21</b>	<b>25</b>	<b>84.0</b>	<b>52</b>	<b>54</b>	<b>57</b>	<b>94.7</b>	<b>0</b>	<b>117</b>

### HARRISON BUTKER'S NFL REGULAR SEASON FIELD-GOAL ACCURACY STATISTICS

DATE	TEAM	1-19	PCT.	20-29	PCT.	30-39	PCT.	40-49	PCT.	50+	PCT.
2017	Panthers	0-0	0.0	0-0	0.0	0-0	0.0	0-0	0.0	0-0	0.0
Went from <b>Carolina</b> to <b>Kansas City</b> .											
2017	Chiefs	0-0	0.0	8-8	100.0	16-17	94.1	10-12	83.3	4-5	80.0
<b>2017</b>	<b>TOTAL</b>	<b>0-0</b>	<b>0.0</b>	<b>8-8</b>	<b>100.0</b>	<b>16-17</b>	<b>94.1</b>	<b>10-12</b>	<b>83.3</b>	<b>4-5</b>	<b>80.0</b>
2018	Chiefs	0-0	0.0	9-9	100.0	7-7	100.0	6-7	85.7	2-4	50.0
2019	Chiefs	0-0	0.0	9-9	100.0	9-10	90.0	13-13	100.0	3-6	50.0
2020	Chiefs	2-2	100.0	7-7	100.0	9-9	100.0	3-5	60.0	4-4	100.0
2021	Chiefs	0-0	0.0	3-3	100.0	11-11	100.0	4-5	80.0	7-9	77.8
2022	Chiefs	0-0	0.0	7-7	100.0	4-5	80.0	4-5	80.0	3-7	42.9
<b>NFL TOTALS</b>		<b>2-2</b>	<b>100.0</b>	<b>43-43</b>	<b>100.0</b>	<b>56-59</b>	<b>94.9</b>	<b>40-47</b>	<b>85.1</b>	<b>23-35</b>	<b>65.7</b>

# UPDATED PLAYER BIOS

## HARRISON BUTKER'S NFL POSTSEASON FIELD-GOAL ACCURACY STATISTICS

DATE	TEAM	1-19	PCT.	20-29	PCT.	30-39	PCT.	40-49	PCT.	50+	PCT.
2017	Chiefs	0-0	0.0	0-0	0.0	0-0	0.0	0-1	0.0	0-0	0.0
2018	Chiefs	0-0	0.0	0-0	0.0	2-2	100.0	0-0	0.0	0-0	0.0
2019	Chiefs	0-0	0.0	1-1	100.0	1-1	100.0	0-0	0.0	0-0	0.0
2020	Chiefs	0-0	0.0	1-1	100.0	2-3	66.7	2-2	100.0	2-2	100.0
2021	Chiefs	0-0	0.0	1-1	100.0	1-1	100.0	2-2	100.0	0-1	0.0
2022	Chiefs	0-0	0.0	2-2	100.0	0-0	0.0	2-3	66.7	2-2	100.0
<b>NFL TOTALS</b>		<b>0-0</b>	<b>0.0</b>	<b>5-5</b>	<b>100.0</b>	<b>6-7</b>	<b>85.7</b>	<b>6-8</b>	<b>75.0</b>	<b>4-5</b>	<b>80.0</b>

## 2022 GAME-BY-GAME REGULAR-SEASON STATISTICS (CHIEFS)

DATE	OPPONENT		FIELD GOALS				EXTRA POINTS				PTS	W/L	SCORE
			FGM	FGA	PCT	LG	XP	XPA	PCT	BLK			
09/11	at Cardinals	P	1	1	100.0	54	4	4	100.0	0	7	W	44-21
09/15	Chargers						INACTIVE					W	27-24
09/25	at Colts						INACTIVE					L	17-20
10/02	at Buccaneers						INACTIVE					W	41-31
10/10	Raiders						INACTIVE					W	30-29
10/16	Bills	P	2	3	66.7	62	2	2	100.0	0	8	L	20-24
10/23	at 49ers	P	0	1	0.0	0	6	6	100.0	0	6	W	44-23
11/06	Titans	P	2	3	66.7	28	0	1	0.0	0	6	W	20-17+
11/13	Jaguars	P	0	0	0.0	0	3	4	75.0	0	3	W	27-17
11/20	at Chargers	P	3	3	100.0	52	3	3	100.0	0	12	W	30-27
11/27	Rams	P	4	4	100.0	32	2	2	100.0	0	14	W	26-10
12/04	at Bengals	P	1	2	50.0	26	3	3	100.0	0	6	L	24-27
12/11	at Broncos	P	2	2	100.0	45	4	4	100.0	0	10	W	34-28
12/18	at Texans	P	1	2	50.0	27	1	2	50.0	0	4	W	30-24+
12/24	Seahawks	P	1	1	100.0	47	3	3	100.0	0	6	W	24-10
01/01	Broncos	P	0	1	0.0	0	3	3	100.0	0	3	W	27-24
01/07	at Raiders	P	1	1	100.0	44	4	4	100.0	0	7	W	31-13
<b>2022 TOTALS</b>		<b>13</b>	<b>18</b>	<b>24</b>	<b>75.0</b>	<b>62</b>	<b>38</b>	<b>41</b>	<b>92.7</b>	<b>0</b>	<b>92</b>	<b>14-3</b>	

+ - Overtime

## 2022 GAME-BY-GAME POSTSEASON STATISTICS (CHIEFS)

DATE	OPPONENT		FIELD GOALS				EXTRA POINTS				PTS	W/L	SCORE
			FGM	FGA	PCT	LG	XP	XPA	PCT	BLK			
01/21	Jaguars	P	2	2	100.0	50	3	3	100.0	0	9	W	27-20
01/29	Bengals	P	3	3	100.0	45	2	2	100.0	0	11	W	23-20
02/12	at Eagles	P	1	2	50.0	27	5	5	100.0	0	8	W	38-35
<b>2022 TOTALS</b>		<b>3</b>	<b>6</b>	<b>7</b>	<b>85.7</b>	<b>50</b>	<b>10</b>	<b>10</b>	<b>100.0</b>	<b>0</b>	<b>28</b>	<b>3-0</b>	



**MIKE  
CALIENDO**

**OFFENSIVE LINEMAN #66**  
**WESTERN MICHIGAN**



**1<sup>ST</sup>** YEAR IN  
THE NFL

**1<sup>ST</sup>** YEAR WITH  
THE CHIEFS

HEIGHT: 6'4"  
WEIGHT: 301 LBS  
DRAFTED: CFA-22  
BIRTHDAY: 10/21/97

## MIKE CALIENDO'S NFL REGULAR SEASON STATISTICS

DATE	TEAM	GP	GS
2022	Chiefs	0	0
<b>NFL TOTALS</b>		<b>0</b>	<b>0</b>



# UPDATED PLAYER BIOS

## MIKE CALIENDO'S NFL POSTSEASON STATISTICS

DATE	TEAM	GP	GS
2022	Chiefs	0	0
<b>NFL TOTALS</b>		<b>0</b>	<b>0</b>

## 2022 GAME-BY-GAME REGULAR-SEASON STATISTICS (CHIEFS)

DATE	OPPONENT	P/S		W/L	SCORE
09/11	at Cardinals		PRACTICE SQUAD	W	44-21
09/15	Chargers		PRACTICE SQUAD	W	27-24
09/25	at Colts		PRACTICE SQUAD	L	17-20
10/02	at Buccaneers		PRACTICE SQUAD	W	41-31
10/10	Raiders		PRACTICE SQUAD	W	30-29
10/16	Bills		PRACTICE SQUAD	L	20-24
10/23	at 49ers		PRACTICE SQUAD	W	44-23
11/06	Titans		PRACTICE SQUAD	W	20-17+
11/13	Jaguars		PRACTICE SQUAD	W	27-17
11/20	at Chargers		PRACTICE SQUAD	W	30-27
11/27	Rams		PRACTICE SQUAD	W	26-10
12/04	at Bengals		PRACTICE SQUAD	L	24-27
12/11	at Broncos		PRACTICE SQUAD	W	34-28
12/18	at Texans		PRACTICE SQUAD	W	30-24+
12/24	Seahawks		PRACTICE SQUAD	W	24-10
01/01	Broncos		PRACTICE SQUAD	W	27-24
01/07	at Raiders		PRACTICE SQUAD	W	31-13
<b>2022 TOTALS</b>		<b>0-0</b>		<b>14-3</b>	

+ - Overtime

## 2022 GAME-BY-GAME POSTSEASON STATISTICS (CHIEFS)

DATE	OPPONENT	P/S		W/L	SCORE
01/21	Jaguars		PRACTICE SQUAD	W	27-20
01/29	Bengals		PRACTICE SQUAD	W	23-20
02/12	at Eagles		PRACTICE SQUAD	W	38-35
<b>2022 TOTALS</b>		<b>0-0</b>		<b>3-0</b>	




**JEROME  
CARVIN**

**GUARD #67  
TENNESSEE**

**ROOKIE**

HEIGHT: 6'5"  
WEIGHT: 307 LBS  
DRAFTED: CFA-23  
BIRTHDAY: 9/20/00



# UPDATED PLAYER BIOS



## LEO CHENAL



**LINEBACKER #54**  
**WISCONSIN**

**2<sup>ND</sup>** YEAR IN THE NFL

**2<sup>ND</sup>** YEAR WITH THE CHIEFS

HEIGHT: 6'3"  
WEIGHT: 250 LBS  
DRAFTED: D3-22  
BIRTHDAY: 10/26/00

### LEO CHENAL'S NFL REGULAR SEASON DEFENSIVE STATISTICS

DATE	TEAM	GP	GS	TACKLES							INTERCEPTIONS					O. FUMB				ST				MISC				
				TK	S	A	TFL	YDS	SK	YDS	QBH	NO	YDS	LG	TD	PD	FF	FR	TD	YDS	TK	S	A	FF	FR	S	A	
2022	Chiefs	17	8	29	16	13	3	3	1.0	1.0	3	0	0	0	0	0	0	0	0	0	0	6	3	3	0	0	0	0
<b>NFL TOTALS</b>		<b>17</b>	<b>8</b>	<b>29</b>	<b>16</b>	<b>13</b>	<b>3</b>	<b>3</b>	<b>1.0</b>	<b>1.0</b>	<b>3</b>	<b>0</b>	<b>0</b>	<b>0</b>	<b>0</b>	<b>0</b>	<b>0</b>	<b>0</b>	<b>0</b>	<b>0</b>	<b>0</b>	<b>6</b>	<b>3</b>	<b>3</b>	<b>0</b>	<b>0</b>	<b>0</b>	<b>0</b>

### LEO CHENAL'S NFL POSTSEASON DEFENSIVE STATISTICS

DATE	TEAM	GP	GS	TACKLES							INTERCEPTIONS					O. FUMB				ST				MISC				
				TK	S	A	TFL	YDS	SK	YDS	QBH	NO	YDS	LG	TD	PD	FF	FR	TD	YDS	TK	S	A	FF	FR	S	A	
2022	Chiefs	3	0	6	4	2	1	1	1.0	1.0	0	0	0	0	0	0	0	0	0	0	0	0	0	0	0	0	0	0
<b>NFL TOTALS</b>		<b>3</b>	<b>0</b>	<b>6</b>	<b>4</b>	<b>2</b>	<b>1</b>	<b>1</b>	<b>1.0</b>	<b>1.0</b>	<b>0</b>	<b>0</b>	<b>0</b>	<b>0</b>	<b>0</b>	<b>0</b>	<b>0</b>	<b>0</b>	<b>0</b>	<b>0</b>	<b>0</b>	<b>0</b>	<b>0</b>	<b>0</b>	<b>0</b>	<b>0</b>	<b>0</b>	

### 2022 GAME-BY-GAME REGULAR-SEASON STATISTICS (CHIEFS)

DATE	OPPONENT	P/S	TACKLES							INTERCEPTIONS					O. FUMB				ST				MISC		W/L	SCORE		
			TK	S	A	SK	YDS	TFL	YDS	QBH	NO	YDS	LG	TD	PD	FF	FR	TD	YDS	TK	S	A	FF	FR			S	A
09/11	at Cardinals	P	0	0	0	0.0	0.0	0	0	0	0	0	0	0	0	0	0	0	0	0	0	0	0	0	0	0	W	44-21
09/15	Chargers	P	2	1	1	0.0	0.0	0	0	1	0	0	0	0	0	0	0	0	0	0	0	0	0	0	0	0	W	27-24
09/25	at Colts	P	0	0	0	0.0	0.0	0	0	0	0	0	0	0	0	0	0	0	0	0	0	0	0	0	0	L	17-20	
10/02	at Buccaneers	P	0	0	0	0.0	0.0	0	0	0	0	0	0	0	0	0	0	0	0	0	0	0	0	0	0	W	41-31	
10/10	Raiders	S	3	2	1	0.0	0.0	0	0	0	0	0	0	0	0	0	0	0	0	0	0	0	0	0	0	W	30-29	
10/16	Bills	S	2	0	2	0.0	0.0	0	0	0	0	0	0	0	0	0	0	0	0	0	0	0	0	0	0	L	20-24	
10/23	at 49ers	S	1	1	0	0.0	0.0	0	0	0	0	0	0	0	0	0	0	0	0	0	0	0	0	0	0	W	44-23	
11/06	Titans	S	2	1	1	0.0	0.0	0	0	0	0	0	0	0	0	0	0	0	0	0	0	0	0	0	0	W	20-17+	
11/13	Jaguars	P	2	1	1	1.0	1.0	1	1	1	0	0	0	0	0	0	0	0	0	0	0	0	0	0	0	W	27-17	
11/20	at Chargers	S	2	0	2	0.0	0.0	0	0	1	0	0	0	0	0	0	0	0	0	0	0	0	0	0	0	W	30-27	
11/27	Rams	P	0	0	0	0.0	0.0	0	0	0	0	0	0	0	0	0	0	0	0	0	1	0	1	0	0	W	26-10	
12/04	at Bengals	P	0	0	0	0.0	0.0	0	0	0	0	0	0	0	0	0	0	0	0	1	1	0	0	0	0	L	24-27	
12/11	at Broncos	S	2	1	1	0.0	0.0	0	0	0	0	0	0	0	0	0	0	0	0	0	0	0	0	0	0	W	34-28	
12/18	at Texans	P	5	4	1	0.0	0.0	1	1	0	0	0	0	0	0	0	0	0	0	0	0	0	0	0	0	W	30-24+	
12/24	Seahawks	S	1	0	1	0.0	0.0	0	0	0	0	0	0	0	0	0	0	0	0	1	1	0	0	0	0	W	24-10	
01/01	Broncos	P	3	1	2	0.0	0.0	0	0	0	0	0	0	0	0	0	0	0	0	2	1	1	0	0	0	W	27-24	
01/07	at Raiders	S	4	4	0	0.0	0.0	1	1	0	0	0	0	0	0	0	0	0	0	1	0	1	0	0	0	W	31-13	
<b>2022 TOTALS</b>		<b>17-8</b>	<b>29</b>	<b>16</b>	<b>13</b>	<b>1.0</b>	<b>1.0</b>	<b>3</b>	<b>3</b>	<b>3</b>	<b>0</b>	<b>0</b>	<b>0</b>	<b>0</b>	<b>0</b>	<b>0</b>	<b>0</b>	<b>0</b>	<b>0</b>	<b>0</b>	<b>0</b>	<b>0</b>	<b>0</b>	<b>0</b>	<b>0</b>	<b>0</b>	<b>0</b>	<b>14-3</b>

+ - Overtime

### 2022 GAME-BY-GAME POSTSEASON STATISTICS (CHIEFS)


DATE	OPPONENT	P/S	TACKLES							INTERCEPTIONS					O. FUMB				ST				MISC		W/L	SCORE	
			TK	S	A	SK	YDS	TFL	YDS	QBH	NO	YDS	LG	TD	PD	FF	FR	TD	YDS	TK	S	A	FF	FR			S
01/21	Jaguars	P	0	0	0	0.0	0.0	0	0	0	0	0	0	0	0	0	0	0	0	0	0	0	0	0	0	W	27-20
01/29	Bengals	P	0	0	0	0.0	0.0	0	0	0	0	0	0	0	0	0	0	0	0	0	0	0	0	0	0	W	23-20
02/12	at Eagles	P	6	4	2	1.0	1.0	1	1	0	0	0	0	0	0	0	0	0	0	0	0	0	0	0	0	W	38-35
<b>2022 TOTALS</b>		<b>3-0</b>	<b>6</b>	<b>4</b>	<b>2</b>	<b>1.0</b>	<b>1.0</b>	<b>1</b>	<b>1</b>	<b>0</b>	<b>0</b>	<b>0</b>	<b>0</b>	<b>0</b>	<b>0</b>	<b>0</b>	<b>0</b>	<b>0</b>	<b>0</b>	<b>0</b>	<b>0</b>	<b>0</b>	<b>0</b>	<b>0</b>	<b>0</b>	<b>0</b>	<b>3-0</b>



# UPDATED PLAYER BIOS



## COLE CHRISTIANSEN



**LINEBACKER #48**  
**ARMY**

**1<sup>ST</sup>** YEAR IN THE NFL

**1<sup>ST</sup>** YEAR WITH THE CHIEFS

HEIGHT: 6'1"  
WEIGHT: 230 LBS  
DRAFTED: FA-22  
BIRTHDAY: 7/30/97

### COLE CHRISTIANSEN'S NFL REGULAR SEASON DEFENSIVE STATISTICS

DATE	TEAM	GP	GS	TACKLES							INTERCEPTIONS					O. FUMB				ST				MISC								
				TK	S	A	TFL	YDS	SK	YDS	QBH	NO	YDS	LG	TD	PD	FF	FR	TD	YDS	TK	S	A	FF	FR	S	A					
2020	Chargers	4	0	0	0	0	0	0	0	0.0	0.0	0	0	0	0	0	0	0	0	0	0	0	0	0	0	0	0	0	0	0	0	0
2021	Chargers	3	0	0	0	0	0	0	0	0.0	0.0	0	0	0	0	0	0	0	0	0	0	0	0	0	0	0	0	0	0	0	0	
2022	Chiefs	1	0	0	0	0	0	0	0	0.0	0.0	0	0	0	0	0	0	0	0	0	0	0	0	0	0	0	0	0	0	0	0	
<b>NFL TOTALS</b>		<b>8</b>	<b>0</b>	<b>0</b>	<b>0</b>	<b>0</b>	<b>0</b>	<b>0</b>	<b>0</b>	<b>0.0</b>	<b>0.0</b>	<b>0</b>	<b>0</b>	<b>0</b>	<b>0</b>	<b>0</b>	<b>0</b>	<b>0</b>	<b>0</b>	<b>0</b>	<b>0</b>	<b>0</b>	<b>0</b>	<b>0</b>	<b>0</b>	<b>0</b>	<b>0</b>	<b>0</b>	<b>0</b>	<b>0</b>	<b>0</b>	

### COLE CHRISTIANSEN'S NFL POSTSEASON DEFENSIVE STATISTICS

DATE	TEAM	GP	GS	TACKLES							INTERCEPTIONS					O. FUMB				ST				MISC							
				TK	S	A	TFL	YDS	SK	YDS	QBH	NO	YDS	LG	TD	PD	FF	FR	TD	YDS	TK	S	A	FF	FR	S	A				
2022	Chiefs	0	0	0	0	0	0	0	0	0.0	0.0	0	0	0	0	0	0	0	0	0	0	0	0	0	0	0	0	0	0	0	0
<b>NFL TOTALS</b>		<b>0</b>	<b>0</b>	<b>0</b>	<b>0</b>	<b>0</b>	<b>0</b>	<b>0</b>	<b>0</b>	<b>0.0</b>	<b>0.0</b>	<b>0</b>	<b>0</b>	<b>0</b>	<b>0</b>	<b>0</b>	<b>0</b>	<b>0</b>	<b>0</b>	<b>0</b>	<b>0</b>	<b>0</b>	<b>0</b>	<b>0</b>	<b>0</b>	<b>0</b>	<b>0</b>	<b>0</b>	<b>0</b>	<b>0</b>	<b>0</b>

### 2022 GAME-BY-GAME REGULAR SEASON STATISTICS (CHIEFS)

DATE	OPPONENT	P/S	TACKLES							INTERCEPTIONS					O. FUMB				ST				MISC		W/L	SCORE								
			TK	S	A	SK	YDS	TFL	YDS	QBH	NO	YDS	LG	TD	PD	FF	FR	TD	YDS	TK	S	A	FF	FR			S	A						
09/11	at Cardinals																																W	44-21
09/15	Chargers																																W	27-24
09/25	at Colts																																L	17-20
10/02	at Buccaneers																																W	41-31
10/10	Raiders																																W	30-29
10/16	Bills	P	0	0	0	0.0	0.0	0	0	0	0	0	0	0	0	0	0	0	0	0	0	0	0	0	0	0	0	0	0	0	0	0	L	20-24
10/23	at 49ers																																W	44-23
11/06	Titans																																W	20-17+
11/13	Jaguars																																W	27-17
11/20	at Chargers																																W	30-27
11/27	Rams																																W	26-10
12/04	at Bengals																																L	24-27
12/11	at Broncos																																W	34-28
12/18	at Texans																																W	30-24+
12/24	Seahawks																																W	24-10
01/01	Broncos																																W	27-24
01/07	at Raiders																																W	31-13
<b>2022 TOTALS</b>		<b>1-0</b>	<b>0</b>	<b>0</b>	<b>0</b>	<b>0.0</b>	<b>0.0</b>	<b>0</b>	<b>0</b>	<b>0</b>	<b>0</b>	<b>0</b>	<b>0</b>	<b>0</b>	<b>0</b>	<b>0</b>	<b>0</b>	<b>0</b>	<b>0</b>	<b>0</b>	<b>0</b>	<b>0</b>	<b>0</b>	<b>0</b>	<b>0</b>	<b>0</b>	<b>0</b>	<b>0</b>	<b>0</b>	<b>0</b>	<b>0</b>	<b>14-3</b>		

+ - Overtime

### 2022 GAME-BY-GAME POSTSEASON STATISTICS (CHIEFS)

DATE	OPPONENT	P/S	TACKLES							INTERCEPTIONS					O. FUMB				ST				MISC		W/L	SCORE								
			TK	S	A	SK	YDS	TFL	YDS	QBH	NO	YDS	LG	TD	PD	FF	FR	TD	YDS	TK	S	A	FF	FR			S	A						
01/21	Jaguars																																W	27-20
01/29	Bengals																																W	23-20
02/12	at Eagles																																W	38-35
<b>2022 TOTALS</b>			<b>0</b>	<b>0</b>	<b>0</b>	<b>0.0</b>	<b>0.0</b>	<b>0</b>	<b>0</b>	<b>0</b>	<b>0</b>	<b>0</b>	<b>0</b>	<b>0</b>	<b>0</b>	<b>0</b>	<b>0</b>	<b>0</b>	<b>0</b>	<b>0</b>	<b>0</b>	<b>0</b>	<b>0</b>	<b>0</b>	<b>0</b>	<b>0</b>	<b>0</b>	<b>0</b>	<b>0</b>	<b>0</b>	<b>3-0</b>			



# UPDATED PLAYER BIOS



## KEONDRE COBURN

**DEFENSIVE TACKLE #99**  
TEXAS

**ROOKIE**

HEIGHT: 6'2"  
WEIGHT: 332 LBS  
DRAFTED: D6-23  
BIRTHDAY: 5/23/00



## JACK COCHRANE

**LINEBACKER #43**  
SOUTH DAKOTA

**2ND** YEAR IN THE NFL

**2ND** YEAR WITH THE CHIEFS

HEIGHT: 6'3"  
WEIGHT: 236 LBS  
DRAFTED: CFA-22  
BIRTHDAY: 2/9/99



### JACK COCHRANE'S NFL REGULAR SEASON DEFENSIVE STATISTICS

DATE	TEAM	GP	GS	TACKLES							INTERCEPTIONS					O. FUMB				ST				MISC							
				TK	S	A	TFL	YDS	SK	YDS	QBH	NO	YDS	LG	TD	PD	FF	FR	TD	YDS	TK	S	A	FF	FR	S	A				
2022	Chiefs	15	0	0	0	0	0	0	0	0	0.0	0.0	0	0	0	0	0	0	0	0	0	0	0	0	9	5	4	0	0	0	0
<b>NFL TOTALS</b>		<b>15</b>	<b>0</b>	<b>0</b>	<b>0</b>	<b>0</b>	<b>0</b>	<b>0</b>	<b>0</b>	<b>0</b>	<b>0.0</b>	<b>0.0</b>	<b>0</b>	<b>0</b>	<b>0</b>	<b>0</b>	<b>0</b>	<b>0</b>	<b>0</b>	<b>0</b>	<b>0</b>	<b>0</b>	<b>0</b>	<b>0</b>	<b>9</b>	<b>5</b>	<b>4</b>	<b>0</b>	<b>0</b>	<b>0</b>	<b>0</b>

### JACK COCHRANE'S NFL POSTSEASON DEFENSIVE STATISTICS

DATE	TEAM	GP	GS	TACKLES							INTERCEPTIONS					O. FUMB				ST				MISC							
				TK	S	A	TFL	YDS	SK	YDS	QBH	NO	YDS	LG	TD	PD	FF	FR	TD	YDS	TK	S	A	FF	FR	S	A				
2022	Chiefs	3	0	0	0	0	0	0	0	0	0.0	0.0	0	0	0	0	0	0	0	0	0	0	0	0	1	0	1	0	0	0	0
<b>NFL TOTALS</b>		<b>3</b>	<b>0</b>	<b>0</b>	<b>0</b>	<b>0</b>	<b>0</b>	<b>0</b>	<b>0</b>	<b>0</b>	<b>0.0</b>	<b>0.0</b>	<b>0</b>	<b>0</b>	<b>0</b>	<b>0</b>	<b>0</b>	<b>0</b>	<b>0</b>	<b>0</b>	<b>0</b>	<b>0</b>	<b>0</b>	<b>0</b>	<b>1</b>	<b>0</b>	<b>1</b>	<b>0</b>	<b>0</b>	<b>0</b>	<b>0</b>





# UPDATED PLAYER BIOS

## 2022 GAME-BY-GAME REGULAR-SEASON STATISTICS (CHIEFS)

DATE	OPPONENT	P/S	TACKLES							INTERCEPTIONS					O. FUMB				ST				MISC		W/L	SCORE		
			TK	S	A	SK	YDS	TFL	YDS	QBH	NO	YDS	LG	TD	PD	FF	FR	TD	YDS	TK	S	A	FF	FR			S	A
09/11	at Cardinals		PRACTICE SQUAD																						W	44-21		
09/15	Chargers		INACTIVE																						W	27-24		
09/25	at Colts	P	0	0	0	0.0	0.0	0	0	0	0	0	0	0	0	0	0	0	0	0	0	0	0	0	0	0	L	17-20
10/02	at Buccaneers	P	0	0	0	0.0	0.0	0	0	0	0	0	0	0	0	0	0	0	0	0	0	0	0	0	0	0	W	41-31
10/10	Raiders	P	0	0	0	0.0	0.0	0	0	0	0	0	0	0	0	0	0	0	0	0	0	0	0	0	0	0	W	30-29
10/16	Bills	P	0	0	0	0.0	0.0	0	0	0	0	0	0	0	0	0	0	0	0	0	0	0	0	0	0	0	L	20-24
10/23	at 49ers	P	0	0	0	0.0	0.0	0	0	0	0	0	0	0	0	0	0	0	0	0	0	0	0	0	0	0	W	44-23
11/06	Titans	P	0	0	0	0.0	0.0	0	0	0	0	0	0	0	0	0	0	0	0	0	0	0	0	0	0	0	W	20-17+
11/13	Jaguars	P	0	0	0	0.0	0.0	0	0	0	0	0	0	0	0	0	0	0	0	0	0	0	0	0	0	0	W	27-17
11/20	at Chargers	P	0	0	0	0.0	0.0	0	0	0	0	0	0	0	0	0	0	0	0	0	0	0	0	0	0	0	W	30-27
11/27	Rams	P	0	0	0	0.0	0.0	0	0	0	0	0	0	0	0	0	0	0	0	0	0	0	0	0	0	0	W	26-10
12/04	at Bengals	P	0	0	0	0.0	0.0	0	0	0	0	0	0	0	0	0	0	0	0	0	0	0	0	0	0	0	L	24-27
12/11	at Broncos	P	0	0	0	0.0	0.0	0	0	0	0	0	0	0	0	0	0	0	0	0	0	0	0	0	0	0	W	34-28
12/18	at Texans	P	0	0	0	0.0	0.0	0	0	0	0	0	0	0	0	0	0	0	0	0	0	0	0	0	0	0	W	30-24+
12/24	Seahawks	P	0	0	0	0.0	0.0	0	0	0	0	0	0	0	0	0	0	0	0	0	0	0	0	0	0	0	W	24-10
01/01	Broncos	P	0	0	0	0.0	0.0	0	0	0	0	0	0	0	0	0	0	0	0	0	0	0	0	0	0	0	W	27-24
01/07	at Raiders	P	0	0	0	0.0	0.0	0	0	0	0	0	0	0	0	0	0	0	0	0	0	0	0	0	0	0	W	31-13
<b>2022 TOTALS</b>		<b>15-0</b>	<b>0</b>	<b>0</b>	<b>0</b>	<b>0.0</b>	<b>0.0</b>	<b>0</b>	<b>0</b>	<b>0</b>	<b>0</b>	<b>0</b>	<b>0</b>	<b>0</b>	<b>0</b>	<b>0</b>	<b>0</b>	<b>0</b>	<b>0</b>	<b>0</b>	<b>0</b>	<b>0</b>	<b>0</b>	<b>0</b>	<b>0</b>	<b>0</b>	<b>14-3</b>	

+ - Overtime

## 2022 GAME-BY-GAME POSTSEASON STATISTICS (CHIEFS)

DATE	OPPONENT	P/S	TACKLES							INTERCEPTIONS					O. FUMB				ST				MISC		W/L	SCORE		
			TK	S	A	SK	YDS	TFL	YDS	QBH	NO	YDS	LG	TD	PD	FF	FR	TD	YDS	TK	S	A	FF	FR			S	A
01/21	Jaguars	P	0	0	0	0.0	0.0	0	0	0	0	0	0	0	0	0	0	0	0	0	0	0	0	0	0	0	W	27-20
01/29	Bengals	P	0	0	0	0.0	0.0	0	0	0	0	0	0	0	0	0	0	0	0	0	0	0	0	0	0	0	W	23-20
02/12	at Eagles	P	0	0	0	0.0	0.0	0	0	0	0	0	0	0	0	0	0	0	0	0	0	0	0	0	0	0	W	38-35
<b>2022 TOTALS</b>		<b>3-0</b>	<b>0</b>	<b>0</b>	<b>0</b>	<b>0.0</b>	<b>0.0</b>	<b>0</b>	<b>0</b>	<b>0</b>	<b>0</b>	<b>0</b>	<b>0</b>	<b>0</b>	<b>0</b>	<b>0</b>	<b>0</b>	<b>0</b>	<b>0</b>	<b>0</b>	<b>0</b>	<b>0</b>	<b>0</b>	<b>0</b>	<b>0</b>	<b>3-0</b>		




# CHAMARRI CONNER

**DEFENSIVE BACK #27**  
**VIRGINIA TECH**

**ROOKIE**

HEIGHT: 6'0"  
WEIGHT: 202 LBS  
DRAFTED: D4-23  
BIRTHDAY: 7/11/00



# UPDATED PLAYER BIOS



## ANTHONY COOK

**SAFETY #47**  
TEXAS

**ROOKIE**

HEIGHT: 6'1"  
WEIGHT: 188 LBS  
DRAFTED: CFA-23  
BIRTHDAY: 6/20/00




## BRYAN COOK

**SAFETY #6**  
CINCINNATI

**2ND** YEAR IN THE NFL

**2ND** YEAR WITH THE CHIEFS

HEIGHT: 6'1"  
WEIGHT: 206 LBS  
DRAFTED: D2B-22  
BIRTHDAY: 9/7/99



### BRYAN COOK'S NFL REGULAR SEASON DEFENSIVE STATISTICS

DATE	TEAM	GP	GS	TACKLES							INTERCEPTIONS					O. FUMB			ST		MISC						
				TK	S	A	TFL	YDS	SK	YDS	QBH	NO	YDS	LG	TD	PD	FF	FR	TD	YDS	TK	S	A	FF	FR	S	A
2022	Chiefs	16	1	27	19	8	1	5	1.0	5.0	2	0	0	0	0	2	0	0	0	0	6	3	3	0	0	0	0
<b>NFL TOTALS</b>		<b>16</b>	<b>1</b>	<b>27</b>	<b>19</b>	<b>8</b>	<b>1</b>	<b>5</b>	<b>1.0</b>	<b>5.0</b>	<b>2</b>	<b>0</b>	<b>0</b>	<b>0</b>	<b>0</b>	<b>2</b>	<b>0</b>	<b>0</b>	<b>0</b>	<b>0</b>	<b>6</b>	<b>3</b>	<b>3</b>	<b>0</b>	<b>0</b>	<b>0</b>	<b>0</b>

### BRYAN COOK'S NFL POSTSEASON DEFENSIVE STATISTICS

DATE	TEAM	GP	GS	TACKLES							INTERCEPTIONS					O. FUMB			ST		MISC						
				TK	S	A	TFL	YDS	SK	YDS	QBH	NO	YDS	LG	TD	PD	FF	FR	TD	YDS	TK	S	A	FF	FR	S	A
2022	Chiefs	3	0	6	6	0	0	0	0.0	0.0	0	0	0	0	0	1	0	0	0	0	0	0	0	0	0	0	0
<b>NFL TOTALS</b>		<b>3</b>	<b>0</b>	<b>6</b>	<b>6</b>	<b>0</b>	<b>0</b>	<b>0</b>	<b>0.0</b>	<b>0.0</b>	<b>0</b>	<b>0</b>	<b>0</b>	<b>0</b>	<b>0</b>	<b>1</b>	<b>0</b>	<b>0</b>	<b>0</b>	<b>0</b>	<b>0</b>	<b>0</b>	<b>0</b>	<b>0</b>	<b>0</b>	<b>0</b>	<b>0</b>



# UPDATED PLAYER BIOS

## 2022 GAME-BY-GAME REGULAR-SEASON STATISTICS (CHIEFS)

DATE	OPPONENT	P/S	TACKLES							INTERCEPTIONS					O. FUMB				ST				MISC		W/L	SCORE												
			TK	S	A	SK	YDS	TFL	YDS	QBH	NO	YDS	LG	TD	PD	FF	FR	TD	YDS	TK	S	A	FF	FR			S	A										
09/11	at Cardinals	P	1	1	0	0.0	0.0	0	0	0	0	0	0	0	0	0	0	0	0	0	0	0	0	0	0	0	W	44-21										
09/15	Chargers	P	1	1	0	0.0	0.0	0	0	0	0	0	0	0	0	0	0	0	0	0	0	0	0	0	0	0	W	27-24										
09/25	at Colts	P	1	0	1	0.0	0.0	0	0	0	0	0	0	0	0	0	0	0	0	0	0	0	0	0	0	L	17-20											
10/02	at Buccaneers	P	5	2	3	0.0	0.0	0	0	1	0	0	0	0	1	0	0	0	0	0	0	0	0	0	0	W	41-31											
10/10	Raiders	P	2	0	2	0.0	0.0	0	0	0	0	0	0	0	0	0	0	0	0	0	0	0	0	0	0	W	30-29											
10/16	Bills		INACTIVE																																		L	20-24
10/23	at 49ers	P	0	0	0	0.0	0.0	0	0	0	0	0	0	0	0	0	0	0	0	0	0	0	0	0	0	W	44-23											
11/06	Titans	P	1	1	0	0.0	0.0	0	0	0	0	0	0	0	0	0	0	0	0	0	0	0	0	0	0	W	20-17+											
11/13	Jaguars	P	2	2	0	0.0	0.0	0	0	0	0	0	0	0	0	0	0	0	0	0	0	0	0	0	0	W	27-17											
11/20	at Chargers	P	3	3	0	0.0	0.0	0	0	0	0	0	0	0	0	0	0	0	0	0	0	0	0	0	0	W	30-27											
11/27	Rams	S	2	2	0	1.0	5.0	1	5	0	0	0	0	0	0	0	0	0	0	0	0	0	0	0	0	W	26-10											
12/04	at Bengals	P	0	0	0	0.0	0.0	0	0	0	0	0	0	0	0	0	0	0	0	0	0	0	0	0	0	L	24-27											
12/11	at Broncos	P	1	1	0	0.0	0.0	0	0	0	0	0	0	0	0	0	0	0	0	0	0	0	0	0	0	W	34-28											
12/18	at Texans	P	1	1	0	0.0	0.0	0	0	0	0	0	0	0	0	0	0	0	0	0	0	0	0	0	0	W	30-24+											
12/24	Seahawks	P	4	3	1	0.0	0.0	0	0	1	0	0	0	0	0	0	0	0	0	0	0	0	0	0	0	W	24-10											
01/01	Broncos	P	2	1	1	0.0	0.0	0	0	0	0	0	0	0	1	0	0	0	0	0	0	0	0	0	0	W	27-24											
01/07	at Raiders	P	1	1	0	0.0	0.0	0	0	0	0	0	0	0	0	0	0	0	0	0	0	0	0	0	0	W	31-13											
<b>2022 TOTALS</b>		<b>16-1</b>	<b>27</b>	<b>19</b>	<b>8</b>	<b>1.0</b>	<b>5.0</b>	<b>1</b>	<b>5</b>	<b>2</b>	<b>0</b>	<b>0</b>	<b>0</b>	<b>0</b>	<b>2</b>	<b>0</b>	<b>0</b>	<b>0</b>	<b>0</b>	<b>6</b>	<b>3</b>	<b>3</b>	<b>0</b>	<b>0</b>	<b>0</b>	<b>0</b>	<b>0</b>	<b>14-3</b>										

+ - Overtime

## 2022 GAME-BY-GAME POSTSEASON STATISTICS (CHIEFS)

DATE	OPPONENT	P/S	TACKLES							INTERCEPTIONS					O. FUMB				ST				MISC		W/L	SCORE		
			TK	S	A	SK	YDS	TFL	YDS	QBH	NO	YDS	LG	TD	PD	FF	FR	TD	YDS	TK	S	A	FF	FR			S	A
01/21	Jaguars	P	1	1	0	0.0	0.0	0	0	0	0	0	0	0	0	0	0	0	0	0	0	0	0	0	0	0	W	27-20
01/29	Bengals	P	4	4	0	0.0	0.0	0	0	0	0	0	0	0	1	0	0	0	0	0	0	0	0	0	0	0	W	23-20
02/12	at Eagles	P	1	1	0	0.0	0.0	0	0	0	0	0	0	0	0	0	0	0	0	0	0	0	0	0	0	W	38-35	
<b>2022 TOTALS</b>		<b>3-0</b>	<b>6</b>	<b>6</b>	<b>0</b>	<b>0.0</b>	<b>0.0</b>	<b>0</b>	<b>0</b>	<b>0</b>	<b>0</b>	<b>0</b>	<b>0</b>	<b>1</b>	<b>0</b>	<b>0</b>	<b>0</b>	<b>0</b>	<b>0</b>	<b>0</b>	<b>0</b>	<b>0</b>	<b>0</b>	<b>0</b>	<b>0</b>	<b>0</b>	<b>0</b>	<b>3-0</b>



**KEKOA  
CRAWFORD**

**WIDE RECEIVER #89**  
**CALIFORNIA**



**1ST** YEAR IN THE NFL

**1ST** YEAR WITH THE CHIEFS

HEIGHT: 6'0"  
WEIGHT: 192 LBS  
DRAFTED: FA-23  
BIRTHDAY: 2/10/98

# UPDATED PLAYER BIOS



## MIKE DANNA



**DEFENSIVE END #51**  
**MICHIGAN**

**4TH** YEAR IN THE NFL

**4TH** YEAR WITH THE CHIEFS

HEIGHT: 6'2"  
WEIGHT: 257 LBS  
DRAFTED: D5-20  
BIRTHDAY: 12/4/97

### MIKE DANNA'S NFL REGULAR SEASON DEFENSIVE STATISTICS

DATE	TEAM	GP	GS	TACKLES								INTERCEPTIONS					O. FUMB				ST				MISC			
				TK	S	A	TFL	YDS	SK	YDS	QBH	NO	YDS	LG	TD	PD	FF	FR	TD	YDS	TK	S	A	FF	FR	S	A	
2020	Chiefs	13	1	25	16	9	4	23	2.5	22.5	6	0	0	0	0	0	0	0	0	0	0	0	0	0	0	0	0	0
2021	Chiefs	17	6	26	11	15	3	14	3.0	14.0	10	0	0	0	0	1	2	0	0	0	0	0	0	0	0	0	0	
2022	Chiefs	13	0	27	9	18	3	26	5.0	34.0	10	0	0	0	0	2	0	0	0	0	0	0	0	0	0	0	0	
<b>NFL TOTALS</b>		<b>43</b>	<b>7</b>	<b>78</b>	<b>36</b>	<b>42</b>	<b>10</b>	<b>63</b>	<b>10.5</b>	<b>70.5</b>	<b>26</b>	<b>0</b>	<b>0</b>	<b>0</b>	<b>0</b>	<b>1</b>	<b>4</b>	<b>0</b>	<b>0</b>	<b>0</b>	<b>0</b>	<b>0</b>	<b>0</b>	<b>0</b>	<b>0</b>	<b>0</b>	<b>0</b>	

### MIKE DANNA'S NFL POSTSEASON DEFENSIVE STATISTICS

DATE	TEAM	GP	GS	TACKLES								INTERCEPTIONS					O. FUMB				ST				MISC		
				TK	S	A	TFL	YDS	SK	YDS	QBH	NO	YDS	LG	TD	PD	FF	FR	TD	YDS	TK	S	A	FF	FR	S	A
2020	Chiefs	3	0	4	1	3	0	0	0.0	0.0	0	0	0	0	0	0	0	0	0	0	0	0	0	0	0	0	0
2021	Chiefs	3	0	3	3	0	1	3	1.0	3.0	3	0	0	0	0	0	0	0	0	0	0	0	0	0	0	0	
2022	Chiefs	3	0	6	4	2	0	0	0.0	0.0	1	0	0	0	0	0	0	0	0	0	0	0	0	0	0	0	
<b>NFL TOTALS</b>		<b>9</b>	<b>0</b>	<b>13</b>	<b>8</b>	<b>5</b>	<b>1</b>	<b>3</b>	<b>1.0</b>	<b>3.0</b>	<b>4</b>	<b>0</b>	<b>0</b>	<b>0</b>	<b>0</b>	<b>0</b>	<b>0</b>	<b>0</b>	<b>0</b>	<b>0</b>	<b>0</b>	<b>0</b>	<b>0</b>	<b>0</b>	<b>0</b>	<b>0</b>	

### 2022 GAME-BY-GAME REGULAR-SEASON STATISTICS (CHIEFS)

DATE	OPPONENT	P/S	TACKLES								INTERCEPTIONS					O. FUMB				ST				MISC		W/L	SCORE	
			TK	S	A	SK	YDS	TFL	YDS	QBH	NO	YDS	LG	TD	PD	FF	FR	TD	YDS	TK	S	A	FF	FR	S			A
09/11	at Cardinals	P	2	0	2	0.0	0.0	0	0	0	0	0	0	0	0	0	0	0	0	0	0	0	0	0	0	0	W	44-21
09/15	Chargers	P	0	0	0	0.0	0.0	0	0	1	0	0	0	0	0	0	0	0	0	0	0	0	0	0	0	W	27-24	
09/25	at Colts										INACTIVE															L	17-20	
10/02	at Buccaneers										INACTIVE																W	41-31
10/10	Raiders										INACTIVE																W	30-29
10/16	Bills	P	0	0	0	0.0	0.0	0	0	0	0	0	0	0	0	0	0	0	0	0	0	0	0	0	0	0	L	20-24
10/23	at 49ers										INACTIVE																W	44-23
11/06	Titans	P	4	0	4	0.0	0.0	0	0	0	0	0	0	0	0	0	0	0	0	0	0	0	0	0	0	0	W	20-17+
11/13	Jaguars	P	3	1	2	0.0	0.0	0	0	0	0	0	0	0	0	0	0	0	0	0	0	0	0	0	0	0	W	27-17
11/20	at Chargers	P	4	3	1	2.0	17.0	2	17	2	0	0	0	0	0	0	0	0	0	0	0	0	0	0	0	0	W	30-27
11/27	Rams	P	4	1	3	0.0	0.0	0	0	2	0	0	0	0	0	0	0	0	0	0	0	0	0	0	0	0	W	26-10
12/04	at Bengals	P	0	0	0	0.0	0.0	0	0	0	0	0	0	0	0	0	0	0	0	0	0	0	0	0	0	L	24-27	
12/11	at Broncos	P	3	1	2	1.0	9.0	1	9	1	0	0	0	0	0	0	0	0	0	0	0	0	0	0	0	W	34-28	
12/18	at Texans	P	1	0	1	0.0	0.0	0	0	1	0	0	0	0	0	0	0	0	0	0	0	0	0	0	0	W	30-24+	
12/24	Seahawks	P	3	1	2	0.0	0.0	0	0	0	0	0	0	0	0	0	0	0	0	0	0	0	0	0	0	W	24-10	
01/01	Broncos	P	0	0	0	0.0	0.0	0	0	1	0	0	0	0	0	0	0	0	0	0	0	0	0	0	0	W	27-24	
01/07	at Raiders	P	3	2	1	2.0	8.0	0	0	2	0	0	0	0	0	2	0	0	0	0	0	0	0	0	0	W	31-13	
<b>2022 TOTALS</b>		<b>13-0</b>	<b>27</b>	<b>9</b>	<b>18</b>	<b>5.0</b>	<b>34.0</b>	<b>3</b>	<b>26</b>	<b>10</b>	<b>0</b>	<b>0</b>	<b>0</b>	<b>0</b>	<b>0</b>	<b>2</b>	<b>0</b>	<b>0</b>	<b>0</b>	<b>0</b>	<b>0</b>	<b>0</b>	<b>0</b>	<b>0</b>	<b>0</b>	<b>0</b>	<b>14-3</b>	

+ - Overtime

### 2022 GAME-BY-GAME POSTSEASON STATISTICS (CHIEFS)

DATE	OPPONENT	P/S	TACKLES								INTERCEPTIONS					O. FUMB				ST				MISC		W/L	SCORE	
			TK	S	A	SK	YDS	TFL	YDS	QBH	NO	YDS	LG	TD	PD	FF	FR	TD	YDS	TK	S	A	FF	FR	S			A
01/21	Jaguars	P	0	0	0	0.0	0.0	0	0	1	0	0	0	0	0	0	0	0	0	0	0	0	0	0	0	0	W	27-20
01/29	Bengals	P	5	3	2	0.0	0.0	0	0	0	0	0	0	0	0	0	0	0	0	0	0	0	0	0	0	W	23-20	
02/12	at Eagles	P	1	1	0	0.0	0.0	0	0	0	0	0	0	0	0	0	0	0	0	0	0	0	0	0	0	W	38-35	
<b>2022 TOTALS</b>		<b>3-0</b>	<b>6</b>	<b>4</b>	<b>2</b>	<b>0.0</b>	<b>0.0</b>	<b>0</b>	<b>0</b>	<b>1</b>	<b>0</b>	<b>0</b>	<b>0</b>	<b>0</b>	<b>0</b>	<b>0</b>	<b>0</b>	<b>0</b>	<b>0</b>	<b>0</b>	<b>0</b>	<b>0</b>	<b>0</b>	<b>0</b>	<b>0</b>	<b>3-0</b>		



# UPDATED PLAYER BIOS



## MATT DICKERSON

**DEFENSIVE TACKLE #93**

**UCLA**



**3<sup>RD</sup>** YEAR IN THE NFL

**1<sup>ST</sup>** YEAR WITH THE CHIEFS

HEIGHT: 6'5"  
 WEIGHT: 298 LBS  
 DRAFTED: FA-23  
 BIRTHDAY: 11/9/95

### MATT DICKERSON'S NFL REGULAR SEASON DEFENSIVE STATISTICS

DATE	TEAM	GP	GS	TACKLES							INTERCEPTIONS					O. FUMB				ST				MISC				
				TK	S	A	TFL	YDS	SK	YDS	QBH	NO	YDS	LG	TD	PD	FF	FR	TD	YDS	TK	S	A	FF	FR	S	A	
2018	Titans	3	0	3	2	1	0	0	0.0	0.0	0	0	0	0	0	0	0	0	0	0	0	0	0	0	0	0	0	0
2019	Titans	5	0	2	1	1	1	0	0.0	0.0	1	0	0	0	0	0	0	0	0	0	0	0	0	0	0	0	0	
2020	Titans	10	0	10	4	6	0	0	0.0	0.0	1	0	0	0	0	0	0	0	0	0	0	0	0	0	0	0	0	
2021	Cardinals	0	0	0	0	0	0	0	0.0	0.0	0	0	0	0	0	0	0	0	0	0	0	0	0	0	0	0	0	
2022	Falcons	5	3	12	3	9	1	0	0.0	0.0	1	0	0	0	0	0	0	0	0	0	0	0	0	0	0	0	0	
<b>NFL TOTALS</b>		<b>23</b>	<b>3</b>	<b>27</b>	<b>10</b>	<b>17</b>	<b>2</b>	<b>0</b>	<b>0.0</b>	<b>0.0</b>	<b>3</b>	<b>0</b>	<b>0</b>	<b>0</b>	<b>0</b>	<b>0</b>	<b>0</b>	<b>0</b>	<b>0</b>	<b>0</b>	<b>0</b>	<b>0</b>	<b>0</b>	<b>0</b>	<b>0</b>	<b>0</b>	<b>0</b>	

### MATT DICKERSON'S NFL POSTSEASON DEFENSIVE STATISTICS

DATE	TEAM	GP	GS	TACKLES							INTERCEPTIONS					O. FUMB				ST				MISC			
				TK	S	A	TFL	YDS	SK	YDS	QBH	NO	YDS	LG	TD	PD	FF	FR	TD	YDS	TK	S	A	FF	FR	S	A
2019	Titans	3	0	0	0	0	0	0	0	0.0	0.0	0	0	0	0	0	0	0	0	0	0	0	0	0	0	0	0
2020	Titans	1	1	1	1	0	1	1	1.0	1.0	1	0	0	0	0	0	0	0	0	0	0	0	0	0	0	0	0
2021	Cardinals	0	0	0	0	0	0	0	0.0	0.0	0	0	0	0	0	0	0	0	0	0	0	0	0	0	0	0	0
<b>NFL TOTALS</b>		<b>4</b>	<b>1</b>	<b>1</b>	<b>1</b>	<b>0</b>	<b>1</b>	<b>1</b>	<b>1.0</b>	<b>1.0</b>	<b>1</b>	<b>0</b>	<b>0</b>	<b>0</b>	<b>0</b>	<b>0</b>	<b>0</b>	<b>0</b>	<b>0</b>	<b>0</b>	<b>0</b>	<b>0</b>	<b>0</b>	<b>0</b>	<b>0</b>	<b>0</b>	<b>0</b>

### 2022 GAME-BY-GAME REGULAR-SEASON STATISTICS (FALCONS)

DATE	OPPONENT	P/S	TACKLES							INTERCEPTIONS					O. FUMB				ST				MISC		W/L	SCORE		
			TK	S	A	SK	YDS	TFL	YDS	QBH	NO	YDS	LG	TD	PD	FF	FR	TD	YDS	TK	S	A	FF	FR			S	A
09/11	Saints																										L	26-27
09/18	at Rams																										L	27-31
09/25	at Seahawks																										W	27-23
10/02	Browns																										W	23-20
10/09	at Buccaneers																										L	15-21
10/16	49ers																										W	28-14
10/23	at Bengals																										L	17-35
10/30	Panthers																										W	37-34+
11/06	Chargers																										L	17-20
11/10	at Panthers																										L	15-25
11/20	Bears																										W	27-24
11/27	at Commanders	S	0	0	0	0.0	0.0	0	0	0	0	0	0	0	0	0	0	0	0	0	0	0	0	0	0	0	L	13-19
12/04	Steelers	S	2	0	2	0.0	0.0	0	0	0	0	0	0	0	0	0	0	0	0	0	0	0	0	0	0	0	L	16-19
12/18	at Saints																									L	18-21	
12/24	at Ravens																									L	9-17	
01/01	Cardinals	S	0	0	0	0.0	0.0	0	0	0	0	0	0	0	0	0	0	0	0	0	0	0	0	0	0	0	W	20-19
01/08	Buccaneers	P	4	0	4	0.0	0.0	0	0	1	0	0	0	0	0	0	0	0	0	0	0	0	0	0	0	0	W	30-17
<b>2022 TOTALS</b>		<b>4-3</b>	<b>6</b>	<b>0</b>	<b>6</b>	<b>0.0</b>	<b>0.0</b>	<b>0</b>	<b>0</b>	<b>1</b>	<b>0</b>	<b>0</b>	<b>0</b>	<b>0</b>	<b>0</b>	<b>0</b>	<b>0</b>	<b>0</b>	<b>0</b>	<b>0</b>	<b>0</b>	<b>0</b>	<b>0</b>	<b>0</b>	<b>0</b>	<b>0</b>	<b>7-10</b>	

+ - Overtime



# UPDATED PLAYER BIOS



## JERRION EALY



**WIDE RECEIVER/  
RUNNING BACK #39**  
MISSISSIPPI

**1<sup>ST</sup>** YEAR IN  
THE NFL

**1<sup>ST</sup>** YEAR WITH  
THE CHIEFS

HEIGHT: 5'8"  
WEIGHT: 187 LBS  
DRAFTED: CFA-22  
BIRTHDAY: 8/19/00

### JERRION EALY'S NFL REGULAR SEASON RUSHING/RECEIVING STATISTICS

DATE	TEAM	GP	GS	RECEIVING					RUSHING					
				NO.	YDS.	AVG.	LG	TD	NO.	YDS.	AVG.	LG	TD	
2022	Chiefs	0	0	0	0	0.0	0	0	0	0	0	0.0	0	0
<b>NFL TOTALS</b>		<b>0</b>	<b>0</b>	<b>0</b>	<b>0</b>	<b>0.0</b>	<b>0</b>	<b>0</b>	<b>0</b>	<b>0</b>	<b>0</b>	<b>0.0</b>	<b>0</b>	<b>0</b>

### JERRION EALY'S NFL POSTSEASON RUSHING/RECEIVING STATISTICS

DATE	TEAM	GP	GS	RECEIVING					RUSHING					
				NO.	YDS.	AVG.	LG	TD	NO.	YDS.	AVG.	LG	TD	
2022	Chiefs	0	0	0	0	0.0	0	0	0	0	0	0.0	0	0
<b>NFL TOTALS</b>		<b>0</b>	<b>0</b>	<b>0</b>	<b>0</b>	<b>0.0</b>	<b>0</b>	<b>0</b>	<b>0</b>	<b>0</b>	<b>0</b>	<b>0.0</b>	<b>0</b>	<b>0</b>

### JERRION EALY'S NFL REGULAR SEASON RETURN STATISTICS

DATE	TEAM	KICKOFF RETURNS					PUNT RETURNS					
		RET.	YDS.	AVG.	LG	TD	NO.	FC	YDS.	AVG.	LG	TD
2022	Chiefs	0	0	0.0	0	0	0	0	0	0.0	0	0
<b>NFL TOTALS</b>		<b>0</b>	<b>0</b>	<b>0.0</b>	<b>0</b>	<b>0</b>	<b>0</b>	<b>0</b>	<b>0</b>	<b>0.0</b>	<b>0</b>	<b>0</b>

### JERRION EALY'S NFL POSTSEASON RETURN STATISTICS

DATE	TEAM	KICKOFF RETURNS					PUNT RETURNS					
		RET.	YDS.	AVG.	LG	TD	NO.	FC	YDS.	AVG.	LG	TD
2022	Chiefs	0	0	0.0	0	0	0	0	0	0.0	0	0
<b>NFL TOTALS</b>		<b>0</b>	<b>0</b>	<b>0.0</b>	<b>0</b>	<b>0</b>	<b>0</b>	<b>0</b>	<b>0</b>	<b>0.0</b>	<b>0</b>	<b>0</b>

# UPDATED PLAYER BIOS

## 2022 GAME-BY-GAME REGULAR-SEASON STATISTICS (CHIEFS)

DATE	OPPONENT	P/S	RECEIVING					RUSHING					W/L	SCORE	
			NO.	YDS.	AVG.	LG	TD	NO.	YDS.	AVG.	LG	TD			
09/11	at Cardinals												W	44-21	
09/15	Chargers												W	27-24	
09/25	at Colts												L	17-20	
10/02	at Buccaneers												W	41-31	
10/10	Raiders												W	30-29	
10/16	Bills												L	20-24	
10/23	at 49ers												W	44-23	
11/06	Titans												W	20-17+	
11/13	Jaguars												W	27-17	
11/20	at Chargers												W	30-27	
11/27	Rams												W	26-10	
12/04	at Bengals												L	24-27	
12/11	at Broncos												W	34-28	
12/18	at Texans												W	30-24+	
12/24	Seahawks												W	24-10	
01/01	Broncos												W	27-24	
01/07	at Raiders												W	31-13	
<b>2022 TOTALS</b>		<b>0-0</b>	<b>0</b>	<b>0</b>	<b>0.0</b>	<b>0</b>	<b>0</b>	<b>0</b>	<b>0</b>	<b>0</b>	<b>0.0</b>	<b>0</b>	<b>0</b>	<b>14-3</b>	

+ - Overtime

## 2022 GAME-BY-GAME POSTSEASON STATISTICS (CHIEFS)

DATE	OPPONENT	P/S	RECEIVING					RUSHING					W/L	SCORE
			NO.	YDS.	AVG.	LG	TD	NO.	YDS.	AVG.	LG	TD		
01/21	Jaguars												W	27-20
01/29	Bengals												W	23-20
02/12	at Eagles												W	38-35
<b>2022 TOTALS</b>		<b>0-0</b>	<b>0</b>	<b>0</b>	<b>0.0</b>	<b>0</b>	<b>0</b>	<b>0</b>	<b>0</b>	<b>0.0</b>	<b>0</b>	<b>0</b>	<b>3-0</b>	



# MIKE EDWARDS

**SAFETY #21**  
**KENTUCKY**



**5<sup>TH</sup>** YEAR IN THE NFL

**1<sup>ST</sup>** YEAR WITH THE CHIEFS

HEIGHT: 5'10"  
WEIGHT: 205 LBS  
DRAFTED: FA-23  
BIRTHDAY: 5/18/96

## MIKE EDWARDS' NFL REGULAR SEASON DEFENSIVE STATISTICS

DATE	TEAM	GP	GS	TACKLES					INTERCEPTIONS					O. FUMB				ST			MISC						
				TK	S	A	TFL	YDS	SK	YDS	QBH	NO	YDS	LG	TD	PD	FF	FR	TD	YDS	TK	S	A	FF	FR	S	A
2019	Buccaneers	15	7	45	33	12	3	11	1.0	9.0	1	0	0	0	0	6	0	1	0	-1	0	0	0	0	1	0	0
2020	Buccaneers	16	0	9	5	4	0	0	0.0	0.0	0	2	67	37	0	5	0	1	0	31	2	1	1	0	0	0	0
2021	Buccaneers	14	4	45	33	12	1	1	0.0	0.0	0	3	46	31t	2	7	1	0	0	0	1	1	0	0	0	0	0
2022	Buccaneers	13	12	82	52	30	3	6	1.0	5.0	2	2	68	68t	1	3	0	0	0	0	0	0	0	0	0	0	0
<b>NFL TOTALS</b>		<b>58</b>	<b>23</b>	<b>181</b>	<b>123</b>	<b>58</b>	<b>7</b>	<b>18</b>	<b>2.0</b>	<b>14.0</b>	<b>3</b>	<b>7</b>	<b>181</b>	<b>68T</b>	<b>3</b>	<b>21</b>	<b>1</b>	<b>2</b>	<b>0</b>	<b>30</b>	<b>3</b>	<b>2</b>	<b>1</b>	<b>0</b>	<b>1</b>	<b>0</b>	<b>0</b>

# UPDATED PLAYER BIOS

## MIKE EDWARDS' NFL POSTSEASON DEFENSIVE STATISTICS

DATE	TEAM	GP	GS	TACKLES							INTERCEPTIONS					O. FUMB				ST				MISC		
				TK	S	A	TFL	YDS	SK	YDS	QBH	NO	YDS	LG	TD	PD	FF	FR	TD	YDS	TK	S	A	FF	FR	S
2020	Buccaneers	4	1	12	8	4	0	0	0.0	0.0	0	1	1	1	0	3	0	0	0	0	0	0	0	0	0	0
2021	Buccaneers	2	1	10	10	0	1	3	0.0	0.0	0	1	0	0	0	1	0	0	0	0	1	0	1	0	0	0
2022	Buccaneers	1	1	10	6	4	0	0	0.0	0.0	0	0	0	0	0	1	0	0	0	0	0	0	0	0	0	
<b>NFL TOTALS</b>		<b>7</b>	<b>3</b>	<b>32</b>	<b>24</b>	<b>8</b>	<b>1</b>	<b>3</b>	<b>0.0</b>	<b>0.0</b>	<b>0</b>	<b>2</b>	<b>1</b>	<b>1</b>	<b>0</b>	<b>5</b>	<b>0</b>	<b>0</b>	<b>0</b>	<b>0</b>	<b>1</b>	<b>0</b>	<b>1</b>	<b>0</b>	<b>0</b>	<b>0</b>

## 2022 GAME-BY-GAME REGULAR-SEASON STATISTICS (BUCCANEERS)

DATE	OPPONENT	P/S	TACKLES							INTERCEPTIONS					O. FUMB				ST				MISC		W/L	SCORE		
			TK	S	A	SK	YDS	TFL	YDS	QBH	NO	YDS	LG	TD	PD	FF	FR	TD	YDS	TK	S	A	FF	FR			S	A
09/11	at Cowboys	S	5	4	1	0.0	0.0	0	0	0	0	0	0	0	1	0	0	0	0	0	0	0	0	0	0	0	W	19-3
09/18	at Saints	S	3	0	3	0.0	0.0	0	0	0	1	68	68	1	1	0	0	0	0	0	0	0	0	0	0	0	W	20-10
09/25	Packers	S	13	9	4	0.0	0.0	1	1	0	0	0	0	0	0	0	0	0	0	0	0	0	0	0	0	L	12-14	
10/02	Chiefs	S	13	5	8	1.0	5.0	1	5	1	0	0	0	0	0	0	0	0	0	0	0	0	0	0	0	L	31-41	
10/09	Falcons	S	2	1	1	0.0	0.0	0	0	0	0	0	0	0	0	0	0	0	0	0	0	0	0	0	0	W	21-15	
10/16	at Steelers		INACTIVE																							L	18-20	
10/23	at Panthers	S	6	4	2	0.0	0.0	0	0	0	0	0	0	0	0	0	0	0	0	0	0	0	0	0	0	L	3-21	
10/27	Ravens	S	11	8	3	0.0	0.0	0	0	0	0	0	0	0	0	0	0	0	0	0	0	0	0	0	0	L	22-27	
11/06	Rams	S	1	1	0	0.0	0.0	0	0	0	0	0	0	0	0	0	0	0	0	0	0	0	0	0	0	W	16-13	
11/13	Seahawks	S	4	4	0	0.0	0.0	0	0	0	0	0	0	0	0	0	0	0	0	0	0	0	0	0	0	W	21-16	
11/27	at Browns	S	6	2	4	0.0	0.0	0	0	0	1	0	0	0	1	0	0	0	0	0	0	0	0	0	0	L	17-23+	
12/05	Saints		INACTIVE																							W	17-16	
12/11	at 49ers		INACTIVE																							L	7-35	
12/18	Bengals	P	5	3	2	0.0	0.0	0	0	1	0	0	0	0	0	0	0	0	0	0	0	0	0	0	0	L	23-34	
12/25	at Cardinals	S	7	6	1	0.0	0.0	1	0	0	0	0	0	0	0	0	0	0	0	0	0	0	0	0	0	W	19-16+	
01/01	Panthers	S	6	5	1	0.0	0.0	0	0	0	0	0	0	0	0	0	0	0	0	0	0	0	0	0	0	W	30-24	
01/08	at Falcons		INACTIVE																							L	17-30	
<b>2022 TOTALS</b>		<b>13-12</b>	<b>82</b>	<b>52</b>	<b>30</b>	<b>1.0</b>	<b>5.0</b>	<b>3</b>	<b>6</b>	<b>2</b>	<b>2</b>	<b>68</b>	<b>68T</b>	<b>1</b>	<b>3</b>	<b>0</b>	<b>0</b>	<b>0</b>	<b>0</b>	<b>0</b>	<b>0</b>	<b>0</b>	<b>0</b>	<b>0</b>	<b>0</b>	<b>0</b>	<b>8-9</b>	

+ - Overtime

## 2022 GAME-BY-GAME POSTSEASON STATISTICS (BUCCANEERS)


DATE	OPPONENT	P/S	TACKLES							INTERCEPTIONS					O. FUMB				ST				MISC		W/L	SCORE		
			TK	S	A	SK	YDS	TFL	YDS	QBH	NO	YDS	LG	TD	PD	FF	FR	TD	YDS	TK	S	A	FF	FR			S	A
01/16	Cowboys	S	10	6	4	0.0	0.0	0	0	0	0	0	0	0	1	0	0	0	0	0	0	0	0	0	0	0	L	14-31
<b>2022 TOTALS</b>		<b>1-1</b>	<b>10</b>	<b>6</b>	<b>4</b>	<b>0.0</b>	<b>0.0</b>	<b>0</b>	<b>0</b>	<b>0</b>	<b>0</b>	<b>0</b>	<b>0</b>	<b>0</b>	<b>1</b>	<b>0</b>	<b>0</b>	<b>0</b>	<b>0</b>	<b>0</b>	<b>0</b>	<b>0</b>	<b>0</b>	<b>0</b>	<b>0</b>	<b>0</b>	<b>0-1</b>	



**CLYDE EDWARDS-HELAIRE**

**RUNNING BACK #25**

LSU



**4<sup>TH</sup>** YEAR IN THE NFL

**4<sup>TH</sup>** YEAR WITH THE CHIEFS

HEIGHT: 5'7"  
 WEIGHT: 207 LBS  
 DRAFTED: D1-20  
 BIRTHDAY: 4/11/99

## CLYDE EDWARDS-HELAIRE'S NFL REGULAR SEASON RUSHING/RECEIVING STATISTICS

DATE	TEAM	GP	GS	RUSHING					RECEIVING				
				NO.	YDS.	AVG.	LG	TD	NO.	YDS.	AVG.	LG	TD
2020	Chiefs	13	13	181	803	4.4	31	4	36	297	8.3	26	1
2021	Chiefs	10	10	119	517	4.3	17	4	19	129	6.8	29	2
2022	Chiefs	10	6	71	302	4.3	52	3	17	151	8.9	25	3
<b>NFL TOTALS</b>		<b>33</b>	<b>29</b>	<b>371</b>	<b>1,622</b>	<b>4.4</b>	<b>52</b>	<b>11</b>	<b>72</b>	<b>577</b>	<b>8.0</b>	<b>29</b>	<b>6</b>





# UPDATED PLAYER BIOS

## CLYDE EDWARDS-HELAIRE'S NFL POSTSEASON RUSHING/RECEIVING STATISTICS

DATE	TEAM	GP	GS	RUSHING					RECEIVING				
				NO.	YDS.	AVG.	LG	TD	NO.	YDS.	AVG.	LG	TD
2020	Chiefs	2	2	15	71	4.7	26	1	3	23	7.7	18	0
2021	Chiefs	2	0	13	96	7.4	22	0	2	13	6.5	9	0
2022	Chiefs	0	0	0	0	0.0	0	0	0	0	0.0	0	0
<b>NFL TOTALS</b>		<b>4</b>	<b>2</b>	<b>28</b>	<b>167</b>	<b>6.0</b>	<b>26</b>	<b>1</b>	<b>5</b>	<b>36</b>	<b>7.2</b>	<b>18</b>	<b>0</b>

### 2022 GAME-BY-GAME REGULAR-SEASON STATISTICS (CHIEFS)

DATE	OPPONENT	P/S	RUSHING					RECEIVING					W/L	SCORE
			NO.	YDS.	AVG.	LG	TD	NO.	YDS.	AVG.	LG	TD		
09/11	at Cardinals	S	7	42	6.0	18	0	3	32	10.7	25	2	W	44-21
09/15	Chargers	S	8	74	9.3	52	0	4	44	11.0	21	0	W	27-24
09/25	at Colts	S	7	0	0.0	4	1	5	39	7.8	16	0	L	17-20
10/02	at Buccaneers	S	19	92	4.8	20	1	1	2	2.0	2t	1	W	41-31
10/10	Raiders	S	9	15	1.7	8	0	3	20	6.7	10	0	W	30-29
10/16	Bills	S	9	33	3.7	11	0	0	0	0.0	0	0	L	20-24
10/23	at 49ers	P	6	32	5.3	16t	1	0	0	0.0	0	0	W	44-23
11/06	Titans	P	4	5	1.3	3	0	1	14	14.0	14	0	W	20-17+
11/13	Jaguars	P	0	0	0.0	0	0	0	0	0.0	0	0	W	27-17
11/20	at Chargers	P	2	9	4.5	6	0	0	0	0.0	0	0	W	30-27
11/27	Rams												W	26-10
12/04	at Bengals												L	24-27
12/11	at Broncos												W	34-28
12/18	at Texans												W	30-24+
12/24	Seahawks												W	24-10
01/01	Broncos												W	27-24
01/07	at Raiders												W	31-13
<b>2022 TOTALS</b>		<b>10-6</b>	<b>71</b>	<b>302</b>	<b>4.3</b>	<b>52</b>	<b>3</b>	<b>17</b>	<b>151</b>	<b>8.9</b>	<b>25</b>	<b>3</b>	<b>14-3</b>	

+ - Overtime


### 2022 GAME-BY-GAME POSTSEASON STATISTICS (CHIEFS)

DATE	OPPONENT	P/S	RUSHING					RECEIVING					W/L	SCORE
			NO.	YDS.	AVG.	LG	TD	NO.	YDS.	AVG.	LG	TD		
01/21	Jaguars												W	27-20
01/29	Bengals												W	23-20
02/12	at Eagles												W	38-35
<b>2022 TOTALS</b>		<b>0-0</b>	<b>0</b>	<b>0</b>	<b>0.0</b>	<b>0</b>	<b>0</b>	<b>0</b>	<b>0</b>	<b>0.0</b>	<b>0</b>	<b>0</b>	<b>3-0</b>	



**JODY  
FORTSON**

**TIGHT END #88  
VALDOSTA STATE**



**3RD** YEAR IN THE NFL

**3RD** YEAR WITH THE CHIEFS

HEIGHT: 6'4"  
WEIGHT: 226 LBS  
DRAFTED: CFA-19  
BIRTHDAY: 12/7/95

# UPDATED PLAYER BIOS

## JODY FORTSON'S NFL REGULAR SEASON RUSHING/RECEIVING STATISTICS

DATE	TEAM	GP	GS	RECEIVING					RUSHING				
				NO.	YDS.	AVG.	LG	TD	NO.	YDS.	AVG.	LG	TD
2019	Chiefs	0	0	0	0	0.0	0	0	0	0	0.0	0	0
2020	Chiefs	0	0	0	0	0.0	0	0	0	0	0.0	0	0
2021	Chiefs	6	0	5	47	9.4	27	2	0	0	0.0	0	0
2022	Chiefs	13	1	9	108	12.0	40	2	0	0	0.0	0	0
<b>NFL TOTALS</b>		<b>19</b>	<b>1</b>	<b>14</b>	<b>155</b>	<b>11.1</b>	<b>40</b>	<b>4</b>	<b>0</b>	<b>0</b>	<b>0.0</b>	<b>0</b>	<b>0</b>

## JODY FORTSON'S NFL POSTSEASON RUSHING/RECEIVING STATISTICS

DATE	TEAM	GP	GS	RECEIVING					RUSHING				
				NO.	YDS.	AVG.	LG	TD	NO.	YDS.	AVG.	LG	TD
2019	Chiefs	0	0	0	0	0.0	0	0	0	0	0.0	0	0
2020	Chiefs	0	0	0	0	0.0	0	0	0	0	0.0	0	0
2021	Chiefs	0	0	0	0	0.0	0	0	0	0	0.0	0	0
2022	Chiefs	2	1	0	0	0.0	0	0	0	0	0.0	0	0
<b>NFL TOTALS</b>		<b>2</b>	<b>1</b>	<b>0</b>	<b>0</b>	<b>0.0</b>	<b>0</b>	<b>0</b>	<b>0</b>	<b>0</b>	<b>0.0</b>	<b>0</b>	<b>0</b>

## 2022 GAME-BY-GAME REGULAR-SEASON STATISTICS (CHIEFS)

DATE	OPPONENT	P/S	RECEIVING					RUSHING					W/L	SCORE	
			NO.	YDS.	AVG.	LG	TD	NO.	YDS.	AVG.	LG	TD			
09/11	at Cardinals	P	1	1	1.0	1t	1	0	0	0.0	0	0	0	W	44-21
09/15	Chargers	P	0	0	0.0	0	0	0	0	0.0	0	0	0	W	27-24
09/25	at Colts	P	0	0	0.0	0	0	0	0	0.0	0	0	0	L	17-20
10/02	at Buccaneers	P	1	10	10.0	10t	1	0	0	0.0	0	0	0	W	41-31
10/10	Raiders	P	0	0	0.0	0	0	0	0	0.0	0	0	0	W	30-29
10/16	Bills	P	0	0	0.0	0	0	0	0	0.0	0	0	0	L	20-24
10/23	at 49ers	P	1	8	8.0	8	0	0	0	0.0	0	0	0	W	44-23
11/06	Titans						INACTIVE						0	W	20-17+
11/13	Jaguars	P	1	6	6.0	6	0	0	0	0.0	0	0	0	W	27-17
11/20	at Chargers	S	2	51	25.5	40	0	0	0	0.0	0	0	0	W	30-27
11/27	Rams	P	2	26	13.0	21	0	0	0	0.0	0	0	0	W	26-10
12/04	at Bengals	P	1	6	6.0	6	0	0	0	0.0	0	0	0	L	24-27
12/11	at Broncos	P	0	0	0.0	0	0	0	0	0.0	0	0	0	W	34-28
12/18	at Texans	P	0	0	0.0	0	0	0	0	0.0	0	0	0	W	30-24+
12/24	Seahawks						RESERVE/INJURED						0	W	24-10
01/01	Broncos						RESERVE/INJURED						0	W	27-24
01/07	at Raiders						RESERVE/INJURED						0	W	31-13
<b>2022 TOTALS</b>		<b>13-1</b>	<b>9</b>	<b>108</b>	<b>12.0</b>	<b>40</b>	<b>2</b>	<b>0</b>	<b>0</b>	<b>0.0</b>	<b>0</b>	<b>0</b>	<b>0</b>	<b>14-3</b>	

+ - Overtime

## 2022 GAME-BY-GAME POSTSEASON STATISTICS (CHIEFS)

DATE	OPPONENT	P/S	RECEIVING					RUSHING					W/L	SCORE	
			NO.	YDS.	AVG.	LG	TD	NO.	YDS.	AVG.	LG	TD			
01/21	Jaguars						RESERVE/INJURED						0	W	27-20
01/29	Bengals	S	0	0	0.0	0	0	0	0	0.0	0	0	0	W	23-20
02/12	at Eagles	P	0	0	0.0	0	0	0	0	0.0	0	0	0	W	38-35
<b>2022 TOTALS</b>		<b>2-1</b>	<b>0</b>	<b>0</b>	<b>0.0</b>	<b>0</b>	<b>0</b>	<b>0</b>	<b>0</b>	<b>0.0</b>	<b>0</b>	<b>0</b>	<b>0</b>	<b>3-0</b>	

# UPDATED PLAYER BIOS



## TY FRYFOGLE

**WIDE RECEIVER #13**  
**INDIANA**



**1<sup>ST</sup>** YEAR IN  
THE NFL

**1<sup>ST</sup>** YEAR WITH  
THE CHIEFS

HEIGHT: 6'2"  
WEIGHT: 205 LBS  
DRAFTED: FA-23  
BIRTHDAY: 1/28/99

### TY FRYFOGLE'S NFL REGULAR SEASON RUSHING/RECEIVING STATISTICS

DATE	TEAM	GP	GS	RECEIVING					RUSHING					
				NO.	YDS.	AVG.	LG	TD	NO.	YDS.	AVG.	LG	TD	
2022	Cowboys	0	0	0	0	0.0	0	0	0	0	0	0.0	0	0
<b>NFL TOTALS</b>		<b>0</b>	<b>0</b>	<b>0</b>	<b>0</b>	<b>0.0</b>	<b>0</b>	<b>0</b>	<b>0</b>	<b>0</b>	<b>0</b>	<b>0.0</b>	<b>0</b>	<b>0</b>

### TY FRYFOGLE'S NFL REGULAR SEASON RETURN STATISTICS

DATE	TEAM	KICKOFF RETURNS					PUNT RETURNS					
		RET.	YDS.	AVG.	LG	TD	NO.	FC	YDS.	AVG.	LG	TD
2022	Cowboys	0	0	0.0	0	0	0	0	0	0.0	0	0
<b>NFL TOTALS</b>		<b>0</b>	<b>0</b>	<b>0.0</b>	<b>0</b>	<b>0</b>	<b>0</b>	<b>0</b>	<b>0</b>	<b>0.0</b>	<b>0</b>	<b>0</b>

### 2022 GAME-BY-GAME REGULAR-SEASON STATISTICS (COWBOYS)

DATE	OPPONENT	P/S	RECEIVING					RUSHING					W/L	SCORE	
			NO.	YDS.	AVG.	LG	TD	NO.	YDS.	AVG.	LG	TD			
09/11	Buccaneers												L	3-19	
09/18	Bengals												W	20-17	
09/26	at Giants												W	23-16	
10/02	Commanders												W	25-10	
10/09	at Rams												W	22-10	
10/16	at Eagles												L	17-26	
10/23	Lions												W	24-6	
10/30	Bears												W	49-29	
11/13	at Packers												L	28-31+	
11/20	at Vikings												W	40-3	
11/24	Giants												W	28-20	
12/04	Colts												W	54-19	
12/11	Texans												W	27-23	
12/18	at Jaguars												L	34-40+	
12/24	Eagles												W	40-34	
12/29	at Titans												W	27-13	
01/08	at Commanders												L	6-26	
<b>2022 TOTALS</b>		<b>0-0</b>	<b>0</b>	<b>0</b>	<b>0.0</b>	<b>0</b>	<b>0</b>	<b>0</b>	<b>0</b>	<b>0</b>	<b>0.0</b>	<b>0</b>	<b>0</b>	<b>12-5</b>	

+ - Overtime



# UPDATED PLAYER BIOS



## BLAINE GABBERT



**QUARTERBACK #9**  
**MISSOURI**

**12<sup>TH</sup>** YEAR IN THE NFL

**1<sup>ST</sup>** YEAR WITH THE CHIEFS

HEIGHT: 6'5"  
WEIGHT: 235 LBS  
DRAFTED: FA-23  
BIRTHDAY: 10/15/89

### BLAINE GABBERT'S NFL REGULAR SEASON PASSING STATISTICS

DATE	TEAM	GP	GS	ATT.	CMP.	PCT.	YDS	AVG.	TD	INT.	LG	SK	LST	RATE
2011	Jaguars	15	14	413	210	50.8	2,214	5.4	12	11	74t	40	293	65.4
2012	Jaguars	10	10	278	162	58.3	1,662	6.0	9	6	80t	22	158	77.4
2013	Jaguars	3	3	86	42	48.8	481	5.6	1	7	67t	12	67	36.0
2014	49ers	1	0	7	3	42.9	38	5.4	1	0	20t	0	0	100.0
2015	49ers	8	8	282	178	63.1	2,031	7.2	10	7	71t	25	164	86.2
2016	49ers	6	5	160	91	56.9	925	5.8	5	6	75t	11	48	68.4
2017	Cardinals	5	5	171	95	55.6	1,086	6.4	6	6	52t	23	149	71.9
2018	Titans	8	3	101	61	60.4	626	6.2	4	4	35	5	37	74.9
2019	Buccaneers	0	0	0	0	0.0	0	0.0	0	0	0	0	0	0.0
2020	Buccaneers	4	0	16	9	56.3	143	8.9	2	0	35	1	7	125.8
2021	Buccaneers	6	0	11	7	63.6	67	6.1	0	0	23	1	10	80.5
2022	Buccaneers	1	0	8	6	75.0	29	3.6	1	0	13	0	0	119.3
<b>TOTALS</b>		<b>67</b>	<b>48</b>	<b>1,533</b>	<b>864</b>	<b>56.4</b>	<b>9,302</b>	<b>6.1</b>	<b>51</b>	<b>47</b>	<b>80T</b>	<b>140</b>	<b>933</b>	<b>72.6</b>

### BLAINE GABBERT'S NFL POSTSEASON PASSING STATISTICS

DATE	TEAM	GP	GS	ATT.	CMP.	PCT.	YDS	AVG.	TD	INT.	LG	SK	LST	RATE
2020	Buccaneers	0	0	0	0	0.0	0	0.0	0	0	0	0	0	0.0
2021	Buccaneers	0	0	0	0	0.0	0	0.0	0	0	0	0	0	0.0
2022	Buccaneers	0	0	0	0	0.0	0	0.0	0	0	0	0	0	0.0
<b>TOTALS</b>		<b>0</b>	<b>0</b>	<b>0</b>	<b>0</b>	<b>0.0</b>	<b>0</b>	<b>0.0</b>	<b>0</b>	<b>0</b>	<b>0</b>	<b>0</b>	<b>0</b>	<b>0.0</b>

### BLAINE GABBERT'S NFL REGULAR SEASON RUSHING STATISTICS

DATE	TEAM	NO.	YDS.	AVG.	LG	TD
2011	Jaguars	48	98	2.0	12	0
2012	Jaguars	18	56	3.1	10	0
2013	Jaguars	9	32	3.6	7	0
2014	49ers	1	5	5.0	5	0
2015	49ers	32	185	5.8	44t	1
2016	49ers	40	173	4.3	24	2
2017	Cardinals	22	82	3.7	12	0
2018	Titans	6	0	0.0	1	0
2019	Buccaneers	0	0	0.0	0	0
2020	Buccaneers	9	16	1.8	16	0
2021	Buccaneers	9	-7	-0.8	0	0
2022	Buccaneers	0	0	0.0	0	0
<b>TOTALS</b>		<b>194</b>	<b>640</b>	<b>3.3</b>	<b>44T</b>	<b>3</b>



# UPDATED PLAYER BIOS

## BLAINE GABBERT'S NFL POSTSEASON RUSHING STATISTICS

DATE	TEAM	NO.	YDS.	AVG.	LG	TD
2020	Buccaneers	0	0	0.0	0	0
2021	Buccaneers	0	0	0.0	0	0
2022	Buccaneers	0	0	0.0	0	0
<b>TOTALS</b>		<b>0</b>	<b>0</b>	<b>0.0</b>	<b>0</b>	<b>0</b>

## BLAINE GABBERT'S NFL REGULAR SEASON PASSING/RUSHING STATISTICS

DATE	TEAM	GP	GS	PASSING										RUSHING					
				ATT.	CMP.	PCT.	YDS	AVG.	TD	INT.	LG	SK	LST	RATE	NO.	YDS.	AVG.	LG	TD
2011	Jaguars	15	14	413	210	50.8	2,214	5.4	12	11	74t	40	293	65.4	48	98	2.0	12	0
2012	Jaguars	10	10	278	162	58.3	1,662	6.0	9	6	80t	22	158	77.4	18	56	3.1	10	0
2013	Jaguars	3	3	86	42	48.8	481	5.6	1	7	67t	12	67	36.0	9	32	3.6	7	0
2014	49ers	1	0	7	3	42.9	38	5.4	1	0	20t	0	0	100.0	1	5	5.0	5	0
2015	49ers	8	8	282	178	63.1	2,031	7.2	10	7	71t	25	164	86.2	32	185	5.8	44t	1
2016	49ers	6	5	160	91	56.9	925	5.8	5	6	75t	11	48	68.4	40	173	4.3	24	2
2017	Cardinals	5	5	171	95	55.6	1,086	6.4	6	6	52t	23	149	71.9	22	82	3.7	12	0
2018	Titans	8	3	101	61	60.4	626	6.2	4	4	35	5	37	74.9	6	0	0.0	1	0
2019	Buccaneers	0	0	0	0	0.0	0	0.0	0	0	0	0	0	0.0	0	0	0.0	0	0
2020	Buccaneers	4	0	16	9	56.3	143	8.9	2	0	35	1	7	125.8	9	16	1.8	16	0
2021	Buccaneers	6	0	11	7	63.6	67	6.1	0	0	23	1	10	80.5	9	-7	-0.8	0	0
2022	Buccaneers	1	0	8	6	75.0	29	3.6	1	0	13	0	0	119.3	0	0	0.0	0	0
<b>TOTALS</b>		<b>67</b>	<b>48</b>	<b>1,533</b>	<b>864</b>	<b>56.4</b>	<b>9,302</b>	<b>6.1</b>	<b>51</b>	<b>47</b>	<b>80T</b>	<b>140</b>	<b>933</b>	<b>72.6</b>	<b>194</b>	<b>640</b>	<b>3.3</b>	<b>44T</b>	<b>3</b>

## BLAINE GABBERT'S NFL POSTSEASON PASSING/RUSHING STATISTICS

DATE	TEAM	GP	GS	PASSING										RUSHING					
				ATT.	CMP.	PCT.	YDS	AVG.	TD	INT.	LG	SK	LST	RATE	NO.	YDS.	AVG.	LG	TD
2020	Buccaneers	0	0	0	0	0.0	0	0.0	0	0	0	0	0	0.0	0	0	0.0	0	0
2021	Buccaneers	0	0	0	0	0.0	0	0.0	0	0	0	0	0	0.0	0	0	0.0	0	0
2022	Buccaneers	0	0	0	0	0.0	0	0.0	0	0	0	0	0	0.0	0	0	0.0	0	0
<b>TOTALS</b>		<b>0</b>	<b>0</b>	<b>0</b>	<b>0</b>	<b>0.0</b>	<b>0</b>	<b>0.0</b>	<b>0</b>	<b>0</b>	<b>0</b>	<b>0</b>	<b>0</b>	<b>0.0</b>	<b>0</b>	<b>0</b>	<b>0.0</b>	<b>0</b>	<b>0</b>

## 2022 GAME-BY-GAME REGULAR-SEASON STATISTICS (BUCCANEERS)

DATE	OPPONENT	P/S	PASSING											RUSHING				W/L	SCORE		
			ATT	CMP	YDS	PCT	Y/A	Y/C	TD	INT	LG	SK/YD	RATE	ATT	YDS	LG	TD				
09/11	at Cowboys																			W	19-3
09/18	at Saints																			W	20-10
09/25	Packers																			L	12-14
10/02	Chiefs																			L	31-41
10/09	Falcons																			W	21-15
10/16	at Steelers																			L	18-20
10/23	at Panthers																			L	3-21
10/27	Ravens																			L	22-27
11/06	Rams																			W	16-13
11/13	Seahawks																			W	21-16
11/27	at Browns																			L	17-23+
12/05	Saints																			W	17-16
12/11	at 49ers																			L	7-35
12/18	Bengals																			L	23-34
12/25	at Cardinals																			W	19-16+
01/01	Panthers																			W	30-24
01/08	at Falcons	P	8	6	29	75.0	3.6	4.8	1	0	13	0/0	119.3	0	0	0	0	0	0	L	17-30
<b>2022 TOTALS</b>		<b>1-0</b>	<b>8</b>	<b>6</b>	<b>29</b>	<b>75.0</b>	<b>3.6</b>	<b>4.8</b>	<b>1</b>	<b>0</b>	<b>13</b>	<b>0/0</b>	<b>119.3</b>	<b>0</b>	<b>0</b>	<b>0</b>	<b>0</b>	<b>0</b>	<b>0</b>	<b>8-9</b>	

+ - Overtime

## 2022 GAME-BY-GAME POSTSEASON STATISTICS (BUCCANEERS)

DATE	OPPONENT	P/S	PASSING											RUSHING				W/L	SCORE			
			ATT	CMP	YDS	PCT	Y/A	Y/C	TD	INT	LG	SK/YD	RATE	ATT	YDS	LG	TD					
01/16	Cowboys																				L	14-31
<b>2022 TOTALS</b>		<b>0-0</b>	<b>0</b>	<b>0</b>	<b>0</b>	<b>0.0</b>	<b>0.0</b>	<b>0.0</b>	<b>0</b>	<b>0</b>	<b>0</b>	<b>0/0</b>	<b>0.0</b>	<b>0</b>	<b>0</b>	<b>0</b>	<b>0</b>	<b>0</b>	<b>0</b>	<b>0-1</b>		

## 300-YARD PASSING GAMES (3): REGULAR SEASON

DATE	TEAM	NO.	YDS.	AVG.	LG	TD
10/28/12	at Packers	27	303	11.2	36	1
11/29/15	CARDINALS	25	318	12.7	48	1
01/03/16	RAMS	28	354	12.6	44	1



# UPDATED PLAYER BIOS




## IZAIAH GATHINGS

**TIGHT END #42**  
MIDDLE TENNESSEE STATE

**ROOKIE**

HEIGHT: 6'4"  
WEIGHT: 222 LBS  
DRAFTED: FA-23  
BIRTHDAY: 9/18/00



## WILLIE GAY

**LINEBACKER #50**  
MISSISSIPPI STATE

**4TH** YEAR IN THE NFL

**4TH** YEAR WITH THE CHIEFS

HEIGHT: 6'1"  
WEIGHT: 243 LBS  
DRAFTED: D2-20  
BIRTHDAY: 2/15/98



### WILLIE GAY'S NFL REGULAR SEASON DEFENSIVE STATISTICS

DATE	TEAM	GP	GS	TACKLES							INTERCEPTIONS					O. FUMB				ST				MISC			
				TK	S	A	TFL	YDS	SK	YDS	QBH	NO	YDS	LG	TD	PD	FF	FR	TD	YDS	TK	S	A	FF	FR	S	A
2020	Chiefs	16	8	37	27	10	3	9	1.0	1.0	1	0	0	0	0	3	1	0	0	0	2	2	0	0	0	0	0
2021	Chiefs	12	11	48	26	22	1	0	0.5	3.5	1	2	14	13	0	4	0	0	0	0	0	0	0	0	0	0	0
2022	Chiefs	13	13	88	51	37	9	24	2.5	8.0	4	1	47	47t	1	8	0	1	0	0	0	0	0	0	0	0	0
<b>NFL TOTALS</b>		<b>41</b>	<b>32</b>	<b>173</b>	<b>104</b>	<b>69</b>	<b>13</b>	<b>33</b>	<b>4.0</b>	<b>12.5</b>	<b>6</b>	<b>3</b>	<b>61</b>	<b>47T</b>	<b>1</b>	<b>15</b>	<b>1</b>	<b>1</b>	<b>0</b>	<b>0</b>	<b>2</b>	<b>2</b>	<b>0</b>	<b>0</b>	<b>0</b>	<b>0</b>	<b>0</b>

### WILLIE GAY'S NFL POSTSEASON DEFENSIVE STATISTICS

DATE	TEAM	GP	GS	TACKLES							INTERCEPTIONS					O. FUMB				ST				MISC			
				TK	S	A	TFL	YDS	SK	YDS	QBH	NO	YDS	LG	TD	PD	FF	FR	TD	YDS	TK	S	A	FF	FR	S	A
2020	Chiefs	0	0	0	0	0	0	0	0.0	0.0	0	0	0	0	0	0	0	0	0	0	0	0	0	0	0	0	0
2021	Chiefs	3	3	11	7	4	1	2	0.0	0.0	1	0	0	0	0	2	1	0	0	0	0	0	0	0	0	0	0
2022	Chiefs	3	3	9	6	3	2	2	0.5	3.0	1	0	0	0	0	0	0	0	0	0	0	0	0	0	0	0	0
<b>NFL TOTALS</b>		<b>6</b>	<b>6</b>	<b>20</b>	<b>13</b>	<b>7</b>	<b>3</b>	<b>4</b>	<b>0.5</b>	<b>3.0</b>	<b>2</b>	<b>0</b>	<b>0</b>	<b>0</b>	<b>0</b>	<b>2</b>	<b>1</b>	<b>0</b>	<b>0</b>	<b>0</b>	<b>0</b>	<b>0</b>	<b>0</b>	<b>0</b>	<b>0</b>	<b>0</b>	<b>0</b>



# UPDATED PLAYER BIOS

## 2022 GAME-BY-GAME REGULAR-SEASON STATISTICS (CHIEFS)

DATE	OPPONENT	P/S	TACKLES							INTERCEPTIONS					O. FUMB				ST				MISC		W/L	SCORE		
			TK	S	A	SK	YDS	TFL	YDS	QBH	NO	YDS	LG	TD	PD	FF	FR	TD	YDS	TK	S	A	FF	FR			S	A
09/11	at Cardinals	S	5	2	3	0.0	0.0	0	0	0	0	0	0	0	0	0	0	0	0	0	0	0	0	0	0	0	W	44-21
09/15	Chargers	S	11	6	5	0.0	0.0	2	7	1	0	0	0	0	2	0	0	0	0	0	0	0	0	0	0	W	27-24	
09/25	at Colts										RESERVE/LEAGUE SUSP.													L	17-20			
10/02	at Buccaneers										RESERVE/LEAGUE SUSP.													W	41-31			
10/10	Raiders										RESERVE/LEAGUE SUSP.													W	30-29			
10/16	Bills										RESERVE/LEAGUE SUSP.													L	20-24			
10/23	at 49ers	S	8	4	4	0.5	2.0	0	0	1	0	0	0	0	0	0	0	0	0	0	0	0	0	0	0	W	44-23	
11/06	Titans	S	5	3	2	0.0	0.0	0	0	0	0	0	0	0	0	0	0	0	0	0	0	0	0	0	0	W	20-17+	
11/13	Jaguars	S	8	6	2	1.0	0.0	1	0	1	0	0	0	0	1	0	0	0	0	0	0	0	0	0	0	W	27-17	
11/20	at Chargers	S	11	7	4	1.0	6.0	2	6	1	0	0	0	0	0	0	0	0	0	0	0	0	0	0	0	W	30-27	
11/27	Rams	S	5	3	2	0.0	0.0	1	0	0	0	0	0	0	0	0	0	0	0	0	0	0	0	0	0	W	26-10	
12/04	at Bengals	S	5	3	2	0.0	0.0	1	5	0	0	0	0	0	1	0	0	0	0	0	0	0	0	0	0	L	24-27	
12/11	at Broncos	S	5	5	0	0.0	0.0	1	4	0	1	47	47	1	1	0	0	0	0	0	0	0	0	0	0	W	34-28	
12/18	at Texans	S	4	2	2	0.0	0.0	0	0	0	0	0	0	0	0	0	1	0	0	0	0	0	0	0	0	W	30-24+	
12/24	Seahawks	S	9	2	7	0.0	0.0	1	2	0	0	0	0	0	2	0	0	0	0	0	0	0	0	0	0	W	24-10	
01/01	Broncos	S	7	5	2	0.0	0.0	0	0	0	0	0	0	0	0	0	0	0	0	0	0	0	0	0	0	W	27-24	
01/07	at Raiders	S	5	3	2	0.0	0.0	0	0	0	0	0	0	0	1	0	0	0	0	0	0	0	0	0	0	W	31-13	
<b>2022 TOTALS</b>		<b>13-13</b>	<b>88</b>	<b>51</b>	<b>37</b>	<b>2.5</b>	<b>8.0</b>	<b>9</b>	<b>24</b>	<b>4</b>	<b>1</b>	<b>47</b>	<b>47T</b>	<b>1</b>	<b>8</b>	<b>0</b>	<b>1</b>	<b>0</b>	<b>0</b>	<b>0</b>	<b>0</b>	<b>0</b>	<b>0</b>	<b>0</b>	<b>0</b>	<b>14-3</b>		

+ - Overtime

## 2022 GAME-BY-GAME POSTSEASON STATISTICS (CHIEFS)

DATE	OPPONENT	P/S	TACKLES							INTERCEPTIONS					O. FUMB				ST				MISC		W/L	SCORE		
			TK	S	A	SK	YDS	TFL	YDS	QBH	NO	YDS	LG	TD	PD	FF	FR	TD	YDS	TK	S	A	FF	FR			S	A
01/21	Jaguars	S	0	0	0	0.0	0.0	0	0	0	0	0	0	0	0	0	0	0	0	0	0	0	0	0	0	0	W	27-20
01/29	Bengals	S	1	0	1	0.5	3.0	0	0	1	0	0	0	0	0	0	0	0	0	0	0	0	0	0	0	W	23-20	
02/12	at Eagles	S	8	6	2	0.0	0.0	2	2	0	0	0	0	0	0	0	0	0	0	0	0	0	0	0	0	W	38-35	
<b>2022 TOTALS</b>		<b>3-3</b>	<b>9</b>	<b>6</b>	<b>3</b>	<b>0.5</b>	<b>3.0</b>	<b>2</b>	<b>2</b>	<b>1</b>	<b>0</b>	<b>0</b>	<b>0</b>	<b>0</b>	<b>0</b>	<b>0</b>	<b>0</b>	<b>0</b>	<b>0</b>	<b>0</b>	<b>0</b>	<b>0</b>	<b>0</b>	<b>0</b>	<b>0</b>	<b>3-0</b>		



# JASON GODRICK

**OFFENSIVE TACKLE #72**

**ROOKIE**

HEIGHT: 6'5"  
 WEIGHT: 295 LBS  
 DRAFTED: CFA-23  
 BIRTHDAY: 10/11/00



# UPDATED PLAYER BIOS



## NOAH GRAY



**TIGHT END #83**  
**DUKE**

**3<sup>RD</sup>** YEAR IN THE NFL

**3<sup>RD</sup>** YEAR WITH THE CHIEFS

HEIGHT: 6'3"  
WEIGHT: 240 LBS  
DRAFTED: D5A-21  
BIRTHDAY: 4/30/99

### NOAH GRAY'S NFL REGULAR SEASON RUSHING/RECEIVING STATISTICS

DATE	TEAM	GP	GS	RECEIVING					RUSHING				
				NO.	YDS.	AVG.	LG	TD	NO.	YDS.	AVG.	LG	TD
2021	Chiefs	16	1	7	36	5.1	8	1	0	0	0.0	0	0
2022	Chiefs	17	8	28	299	10.7	27	1	1	1	1.0	1t	1
<b>NFL TOTALS</b>		<b>33</b>	<b>9</b>	<b>35</b>	<b>335</b>	<b>9.6</b>	<b>27</b>	<b>2</b>	<b>1</b>	<b>1</b>	<b>1.0</b>	<b>1T</b>	<b>1</b>

### NOAH GRAY'S NFL POSTSEASON RUSHING/RECEIVING STATISTICS

DATE	TEAM	GP	GS	RECEIVING					RUSHING				
				NO.	YDS.	AVG.	LG	TD	NO.	YDS.	AVG.	LG	TD
2021	Chiefs	3	0	2	14	7.0	8	0	0	0	0.0	0	0
2022	Chiefs	3	3	3	37	12.3	27	0	1	0	0.0	0	0
<b>NFL TOTALS</b>		<b>6</b>	<b>3</b>	<b>5</b>	<b>51</b>	<b>10.2</b>	<b>27</b>	<b>0</b>	<b>1</b>	<b>0</b>	<b>0.0</b>	<b>0</b>	<b>0</b>

### NOAH GRAY'S NFL REGULAR SEASON RETURN STATISTICS

DATE	TEAM	KICKOFF RETURNS					PUNT RETURNS					
		RET.	YDS.	AVG.	LG	TD	NO.	FC	YDS.	AVG.	LG	TD
2021	Chiefs	0	0	0.0	0	0	0	0	0	0.0	0	0
2022	Chiefs	0	0	0.0	0	0	0	0	0	0.0	0	0
<b>NFL TOTALS</b>		<b>0</b>	<b>0</b>	<b>0.0</b>	<b>0</b>	<b>0</b>	<b>0</b>	<b>0</b>	<b>0</b>	<b>0.0</b>	<b>0</b>	<b>0</b>

### NOAH GRAY'S NFL POSTSEASON RETURN STATISTICS

DATE	TEAM	KICKOFF RETURNS					PUNT RETURNS					
		RET.	YDS.	AVG.	LG	TD	NO.	FC	YDS.	AVG.	LG	TD
2021	Chiefs	0	0	0.0	0	0	0	0	0	0.0	0	0
2022	Chiefs	0	0	0.0	0	0	0	0	0	0.0	0	0
<b>NFL TOTALS</b>		<b>0</b>	<b>0</b>	<b>0.0</b>	<b>0</b>	<b>0</b>	<b>0</b>	<b>0</b>	<b>0</b>	<b>0.0</b>	<b>0</b>	<b>0</b>



# UPDATED PLAYER BIOS

## 2022 GAME-BY-GAME REGULAR-SEASON STATISTICS (CHIEFS)

DATE	OPPONENT	P/S	RECEIVING					RUSHING					W/L	SCORE
			NO.	YDS.	AVG.	LG	TD	NO.	YDS.	AVG.	LG	TD		
09/11	at Cardinals	P	1	10	10.0	10	0	0	0	0.0	0	0	W	44-21
09/15	Chargers	P	2	12	6.0	11	0	0	0	0.0	0	0	W	27-24
09/25	at Colts	P	1	26	26.0	26	0	0	0	0.0	0	0	L	17-20
10/02	at Buccaneers	P	0	0	0.0	0	0	1	1	1.0	1t	1	W	41-31
10/10	Raiders	P	1	7	7.0	7	0	0	0	0.0	0	0	W	30-29
10/16	Bills	S	3	13	4.3	7	0	0	0	0.0	0	0	L	20-24
10/23	at 49ers	S	1	10	10.0	10	0	0	0	0.0	0	0	W	44-23
11/06	Titans	S	3	45	15.0	27	0	0	0	0.0	0	0	W	20-17+
11/13	Jaguars	S	2	20	10.0	13t	1	0	0	0.0	0	0	W	27-17
11/20	at Chargers	S	2	15	7.5	12	0	0	0	0.0	0	0	W	30-27
11/27	Rams	S	2	16	8.0	9	0	0	0	0.0	0	0	W	26-10
12/04	at Bengals	P	1	15	15.0	15	0	0	0	0.0	0	0	L	24-27
12/11	at Broncos	P	3	45	15.0	25	0	0	0	0.0	0	0	W	34-28
12/18	at Texans	S	3	31	10.3	13	0	0	0	0.0	0	0	W	30-24+
12/24	Seahawks	S	1	8	8.0	8	0	0	0	0.0	0	0	W	24-10
01/01	Broncos	P	1	12	12.0	12	0	0	0	0.0	0	0	W	27-24
01/07	at Raiders	P	1	14	14.0	14	0	0	0	0.0	0	0	W	31-13
<b>2022 TOTALS</b>		<b>17-8</b>	<b>28</b>	<b>299</b>	<b>10.7</b>	<b>27</b>	<b>1</b>	<b>1</b>	<b>1</b>	<b>1.0</b>	<b>1T</b>	<b>1</b>	<b>14-3</b>	

+ - Overtime


## 2022 GAME-BY-GAME POSTSEASON STATISTICS (CHIEFS)

DATE	OPPONENT	P/S	RECEIVING					RUSHING					W/L	SCORE
			NO.	YDS.	AVG.	LG	TD	NO.	YDS.	AVG.	LG	TD		
01/21	Jaguars	S	1	27	27.0	27	0	1	0	0.0	0	0	W	27-20
01/29	Bengals	S	1	4	4.0	4	0	0	0	0.0	0	0	W	23-20
02/12	at Eagles	S	1	6	6.0	6	0	0	0	0.0	0	0	W	38-35
<b>2022 TOTALS</b>		<b>3-3</b>	<b>3</b>	<b>37</b>	<b>12.3</b>	<b>27</b>	<b>0</b>	<b>1</b>	<b>0</b>	<b>0.0</b>	<b>0</b>	<b>0</b>	<b>3-0</b>	



# SEBASTIAN GUTIERREZ

**TACKLE #60**  
**MINOT STATE**



**1ST** YEAR IN THE NFL

**1ST** YEAR WITH THE CHIEFS

HEIGHT: 6'5"  
WEIGHT: 308 LBS  
DRAFTED: FA-23  
BIRTHDAY: 7/6/98

## SEBASTIAN GUTIERREZ'S NFL REGULAR SEASON STATISTICS

DATE	TEAM	GP	GS
2022	Broncos	0	0
2022	Raiders	1	0
<b>2022 TOTAL</b>		<b>1</b>	<b>0</b>
<b>NFL TOTALS</b>		<b>1</b>	<b>0</b>

Went from **Denver** to **Las Vegas**.



# UPDATED PLAYER BIOS

## 2022 GAME-BY-GAME REGULAR-SEASON STATISTICS (RAIDERS)

DATE	OPPONENT	P/S		W/L	SCORE
11/06	at Jaguars		PRACTICE SQUAD	L	20-27
11/13	Colts		PRACTICE SQUAD	L	20-25
11/20	at Broncos		PRACTICE SQUAD	W	22-16+
11/27	at Seahawks		PRACTICE SQUAD	W	40-34+
12/04	Chargers		PRACTICE SQUAD	W	27-20
12/08	at Rams		PRACTICE SQUAD	L	16-17
12/18	Patriots		PRACTICE SQUAD	W	30-24
12/24	at Steelers		PRACTICE SQUAD	L	10-13
01/01	49ers		PRACTICE SQUAD	L	34-37+
<b>2022 TOTALS</b>		<b>0-0</b>		<b>4-5</b>	

+ - Overtime




## KAHLEF HAILASSIE

**CORNERBACK #12**  
**WESTERN KENTUCKY**

**ROOKIE**

HEIGHT: 6'1"  
WEIGHT: 194 LBS  
DRAFTED: CFA-23  
BIRTHDAY: 11/9/00



## ANDERSON HARDY

**CENTER #68**  
**APPALACHIAN STATE**

**ROOKIE**

HEIGHT: 6'6"  
WEIGHT: 301 LBS  
DRAFTED: CFA-23  
BIRTHDAY: 2/3/00



# UPDATED PLAYER BIOS



## MALIK HERRING



DEFENSIVE END #94

GEORGIA

3<sup>RD</sup> YEAR IN THE NFL

3<sup>RD</sup> YEAR WITH THE CHIEFS

HEIGHT: 6'3"  
 WEIGHT: 275 LBS  
 DRAFTED: CFA-21  
 BIRTHDAY: 11/9/97

### MALIK HERRING'S NFL REGULAR SEASON DEFENSIVE STATISTICS

DATE	TEAM	GP	TACKLES							INTERCEPTIONS					O. FUMB				ST			MISC					
			GS	TK	S	A	TFL	YDS	SK	YDS	QBH	NO	YDS	LG	TD	PD	FF	FR	TD	YDS	TK	S	A	FF	FR	S	A
2021	Chiefs	0	0	0	0	0	0	0	0.0	0.0	0	0	0	0	0	0	0	0	0	0	0	0	0	0	0	0	0
2022	Chiefs	7	0	6	1	5	0	0	0.0	0.0	0	0	0	0	0	0	0	0	0	0	0	0	0	0	0	0	0
<b>NFL TOTALS</b>		<b>7</b>	<b>0</b>	<b>6</b>	<b>1</b>	<b>5</b>	<b>0</b>	<b>0</b>	<b>0.0</b>	<b>0.0</b>	<b>0</b>	<b>0</b>	<b>0</b>	<b>0</b>	<b>0</b>	<b>0</b>	<b>0</b>	<b>0</b>	<b>0</b>	<b>0</b>	<b>0</b>	<b>0</b>	<b>0</b>	<b>0</b>	<b>0</b>	<b>0</b>	<b>0</b>

### MALIK HERRING'S NFL POSTSEASON DEFENSIVE STATISTICS

DATE	TEAM	GP	TACKLES							INTERCEPTIONS					O. FUMB				ST			MISC					
			GS	TK	S	A	TFL	YDS	SK	YDS	QBH	NO	YDS	LG	TD	PD	FF	FR	TD	YDS	TK	S	A	FF	FR	S	A
2021	Chiefs	0	0	0	0	0	0	0	0.0	0.0	0	0	0	0	0	0	0	0	0	0	0	0	0	0	0	0	0
2022	Chiefs	0	0	0	0	0	0	0	0.0	0.0	0	0	0	0	0	0	0	0	0	0	0	0	0	0	0	0	0
<b>NFL TOTALS</b>		<b>0</b>	<b>0</b>	<b>0</b>	<b>0</b>	<b>0</b>	<b>0</b>	<b>0</b>	<b>0.0</b>	<b>0.0</b>	<b>0</b>	<b>0</b>	<b>0</b>	<b>0</b>	<b>0</b>	<b>0</b>	<b>0</b>	<b>0</b>	<b>0</b>	<b>0</b>	<b>0</b>	<b>0</b>	<b>0</b>	<b>0</b>	<b>0</b>	<b>0</b>	<b>0</b>

### 2022 GAME-BY-GAME REGULAR SEASON STATISTICS (CHIEFS)

DATE	OPPONENT	P/S	TACKLES							INTERCEPTIONS					O. FUMB				ST			MISC		W/L	SCORE			
			TK	S	A	SK	YDS	TFL	YDS	QBH	NO	YDS	LG	TD	PD	FF	FR	TD	YDS	TK	S	A	FF			FR	S	A
09/11	at Cardinals																										W	44-21
09/15	Chargers																										W	27-24
09/25	at Colts	P	2	0	2	0.0	0.0	0	0	0	0	0	0	0	0	0	0	0	0	0	0	0	0	0	0	0	L	17-20
10/02	at Buccaneers	P	0	0	0	0.0	0.0	0	0	0	0	0	0	0	0	0	0	0	0	0	0	0	0	0	0	0	W	41-31
10/10	Raiders	P	1	1	0	0.0	0.0	0	0	0	0	0	0	0	0	0	0	0	0	0	0	0	0	0	0	0	W	30-29
10/16	Bills	P	0	0	0	0.0	0.0	0	0	0	0	0	0	0	0	0	0	0	0	0	0	0	0	0	0	L	20-24	
10/23	at 49ers	P	1	0	1	0.0	0.0	0	0	0	0	0	0	0	0	0	1	0	0	0	0	0	0	0	0	0	W	44-23
11/06	Titans	P	1	0	1	0.0	0.0	0	0	0	0	0	0	0	0	0	0	0	0	0	0	0	0	0	0	0	W	20-17+
11/13	Jaguars	P	1	0	1	0.0	0.0	0	0	0	0	0	0	0	0	0	0	0	0	0	0	0	0	0	0	0	W	27-17
11/20	at Chargers																									W	30-27	
11/27	Rams																									W	26-10	
12/04	at Bengals																									L	24-27	
12/11	at Broncos																									W	34-28	
12/18	at Texans																									W	30-24+	
12/24	Seahawks																									W	24-10	
01/01	Broncos																									W	27-24	
01/07	at Raiders																									W	31-13	
<b>2022 TOTALS</b>		<b>7-0</b>	<b>6</b>	<b>1</b>	<b>5</b>	<b>0.0</b>	<b>0.0</b>	<b>0</b>	<b>0</b>	<b>0</b>	<b>0</b>	<b>0</b>	<b>0</b>	<b>0</b>	<b>0</b>	<b>0</b>	<b>1</b>	<b>0</b>	<b>0</b>	<b>0</b>	<b>0</b>	<b>0</b>	<b>0</b>	<b>0</b>	<b>0</b>	<b>0</b>	<b>14-3</b>	

+ - Overtime

### 2022 GAME-BY-GAME POSTSEASON STATISTICS (CHIEFS)

DATE	OPPONENT	P/S	TACKLES							INTERCEPTIONS					O. FUMB				ST			MISC		W/L	SCORE			
			TK	S	A	SK	YDS	TFL	YDS	QBH	NO	YDS	LG	TD	PD	FF	FR	TD	YDS	TK	S	A	FF			FR	S	A
01/21	Jaguars																										W	27-20
01/29	Bengals																										W	23-20
02/12	at Eagles																										W	38-35
<b>2022 TOTALS</b>			<b>0</b>	<b>0</b>	<b>0</b>	<b>0.0</b>	<b>0.0</b>	<b>0</b>	<b>0</b>	<b>0</b>	<b>0</b>	<b>0</b>	<b>0</b>	<b>0</b>	<b>0</b>	<b>0</b>	<b>0</b>	<b>0</b>	<b>0</b>	<b>0</b>	<b>0</b>	<b>0</b>	<b>0</b>	<b>0</b>	<b>0</b>	<b>0</b>	<b>3-0</b>	



# UPDATED PLAYER BIOS



## PHIL HOSKINS



**DEFENSIVE TACKLE #92**  
**KENTUCKY**

**1<sup>ST</sup>** YEAR IN THE NFL

**1<sup>ST</sup>** YEAR WITH THE CHIEFS

HEIGHT: 6'5"  
WEIGHT: 315 LBS  
DRAFTED: FA-23  
BIRTHDAY: 1/2/97

### PHIL HOSKINS' NFL REGULAR SEASON DEFENSIVE STATISTICS

DATE	TEAM	GP	GS	TACKLES							INTERCEPTIONS					O. FUMB				ST			MISC				
				TK	S	A	TFL	YDS	SK	YDS	QBH	NO	YDS	LG	TD	PD	FF	FR	TD	YDS	TK	S	A	FF	FR	S	A
2021	Panthers	3	0	4	3	1	1	8	1.0	8.0	1	0	0	0	0	0	0	0	0	0	0	0	0	0	0	0	0
2022	Panthers	5	0	2	1	1	0	0	0.0	0.0	0	0	0	0	0	0	0	0	0	0	0	0	0	0	0	0	
<b>NFL TOTALS</b>		<b>8</b>	<b>0</b>	<b>6</b>	<b>4</b>	<b>2</b>	<b>1</b>	<b>8</b>	<b>1.0</b>	<b>8.0</b>	<b>1</b>	<b>0</b>	<b>0</b>	<b>0</b>	<b>0</b>	<b>0</b>	<b>0</b>	<b>0</b>	<b>0</b>	<b>0</b>	<b>0</b>	<b>0</b>	<b>0</b>	<b>0</b>	<b>0</b>	<b>0</b>	

### PHIL HOSKINS' NFL POSTSEASON DEFENSIVE STATISTICS

DATE	TEAM	GP	GS	TACKLES							INTERCEPTIONS					O. FUMB				ST			MISC			
				TK	S	A	TFL	YDS	SK	YDS	QBH	NO	YDS	LG	TD	PD	FF	FR	TD	YDS	TK	S	A	FF	FR	S
2022	Chiefs	0	0	0	0	0	0	0	0.0	0.0	0	0	0	0	0	0	0	0	0	0	0	0	0	0	0	0
<b>NFL TOTALS</b>		<b>0</b>	<b>0</b>	<b>0</b>	<b>0</b>	<b>0</b>	<b>0</b>	<b>0</b>	<b>0.0</b>	<b>0.0</b>	<b>0</b>	<b>0</b>	<b>0</b>	<b>0</b>	<b>0</b>	<b>0</b>	<b>0</b>	<b>0</b>	<b>0</b>	<b>0</b>	<b>0</b>	<b>0</b>	<b>0</b>	<b>0</b>	<b>0</b>	<b>0</b>

### 2022 GAME-BY-GAME REGULAR-SEASON STATISTICS (PANTHERS)

DATE	OPPONENT	P/S	TACKLES							INTERCEPTIONS					O. FUMB				ST			MISC		W/L	SCORE			
			TK	S	A	SK	YDS	TFL	YDS	QBH	NO	YDS	LG	TD	PD	FF	FR	TD	YDS	TK	S	A	FF			FR	S	A
09/11	Browns	P	2	1	1	0.0	0.0	0	0	0	0	0	0	0	0	0	0	0	0	0	0	0	0	0	0	0	L	24-26
09/18	at Giants																										L	16-19
09/25	Saints																										W	22-14
10/02	Cardinals																										L	16-26
10/09	49ers	P	0	0	0	0.0	0.0	0	0	0	0	0	0	0	0	0	0	0	0	0	0	0	0	0	0	L	15-37	
10/16	at Rams	P	0	0	0	0.0	0.0	0	0	0	0	0	0	0	0	0	0	0	0	0	0	0	0	0	0	L	10-24	
10/23	Buccaneers																										W	21-3
10/30	at Falcons																										L	34-37+
11/06	at Bengals																										L	21-42
11/10	Falcons																										W	25-15
11/20	at Ravens	P	0	0	0	0.0	0.0	0	0	0	0	0	0	0	0	0	0	0	0	0	0	0	0	0	0	L	3-13	
11/27	Broncos																										W	23-10
12/11	at Seahawks																										W	30-24
12/18	Steelers																										L	16-24
12/24	Lions																										W	37-23
01/01	at Buccaneers																										L	24-30
01/08	at Saints	P	0	0	0	0.0	0.0	0	0	0	0	0	0	0	0	0	0	0	0	0	0	0	0	0	0	W	10-7	
<b>2022 TOTALS</b>		<b>5-0</b>	<b>2</b>	<b>1</b>	<b>1</b>	<b>0.0</b>	<b>0.0</b>	<b>0</b>	<b>0</b>	<b>0</b>	<b>0</b>	<b>0</b>	<b>0</b>	<b>0</b>	<b>0</b>	<b>0</b>	<b>0</b>	<b>0</b>	<b>0</b>	<b>0</b>	<b>0</b>	<b>0</b>	<b>0</b>	<b>0</b>	<b>0</b>	<b>0</b>	<b>7-10</b>	

+ - Overtime

### 2022 GAME-BY-GAME POSTSEASON STATISTICS (CHIEFS)

DATE	OPPONENT	P/S	TACKLES							INTERCEPTIONS					O. FUMB				ST			MISC		W/L	SCORE			
			TK	S	A	SK	YDS	TFL	YDS	QBH	NO	YDS	LG	TD	PD	FF	FR	TD	YDS	TK	S	A	FF			FR	S	A
01/21	Jaguars																										W	27-20
01/29	Bengals																										W	23-20
02/12	at Eagles																										W	38-35
<b>2022 TOTALS</b>			<b>0</b>	<b>0</b>	<b>0</b>	<b>0.0</b>	<b>0.0</b>	<b>0</b>	<b>0</b>	<b>0</b>	<b>0</b>	<b>0</b>	<b>0</b>	<b>0</b>	<b>0</b>	<b>0</b>	<b>0</b>	<b>0</b>	<b>0</b>	<b>0</b>	<b>0</b>	<b>0</b>	<b>0</b>	<b>0</b>	<b>0</b>	<b>0</b>	<b>3-0</b>	



# UPDATED PLAYER BIOS



## CREED HUMPHREY

**CENTER #52**  
**OKLAHOMA**



**3RD** YEAR IN THE NFL

**3RD** YEAR WITH THE CHIEFS

HEIGHT: 6'4"  
WEIGHT: 302 LBS  
DRAFTED: D2B-21  
BIRTHDAY: 6/28/98

### CREED HUMPHREY'S NFL REGULAR SEASON STATISTICS

DATE	TEAM	GP	GS
2021	Chiefs	17	17
2022	Chiefs	17	17
<b>NFL TOTALS</b>		<b>34</b>	<b>34</b>

### CREED HUMPHREY'S NFL POSTSEASON STATISTICS

DATE	TEAM	GP	GS
2021	Chiefs	3	3
2022	Chiefs	3	3
<b>NFL TOTALS</b>		<b>6</b>	<b>6</b>

### 2022 GAME-BY-GAME REGULAR-SEASON STATISTICS (CHIEFS)

DATE	OPPONENT	P/S	W/L	SCORE
09/11	at Cardinals	S	W	44-21
09/15	Chargers	S	W	27-24
09/25	at Colts	S	L	17-20
10/02	at Buccaneers	S	W	41-31
10/10	Raiders	S	W	30-29
10/16	Bills	S	L	20-24
10/23	at 49ers	S	W	44-23
11/06	Titans	S	W	20-17+
11/13	Jaguars	S	W	27-17
11/20	at Chargers	S	W	30-27
11/27	Rams	S	W	26-10
12/04	at Bengals	S	L	24-27
12/11	at Broncos	S	W	34-28
12/18	at Texans	S	W	30-24+
12/24	Seahawks	S	W	24-10
01/01	Broncos	S	W	27-24
01/07	at Raiders	S	W	31-13
<b>2022 TOTALS</b>		<b>17-17</b>	<b>14-3</b>	

+ - Overtime

### 2022 GAME-BY-GAME POSTSEASON STATISTICS (CHIEFS)

DATE	OPPONENT	P/S	W/L	SCORE
01/21	Jaguars	S	W	27-20
01/29	Bengals	S	W	23-20
02/12	at Eagles	S	W	38-35
<b>2022 TOTALS</b>		<b>3-3</b>	<b>3-0</b>	




# UPDATED PLAYER BIOS



## LAMAR JACKSON

**CORNERBACK #29**  
**NEBRASKA**



**3<sup>RD</sup>** YEAR IN THE NFL

**1<sup>ST</sup>** YEAR WITH THE CHIEFS

HEIGHT: 6'2"  
WEIGHT: 212 LBS  
DRAFTED: FA-23  
BIRTHDAY: 4/13/98

### LAMAR JACKSON'S NFL REGULAR SEASON DEFENSIVE STATISTICS

DATE	TEAM	GP	TACKLES								INTERCEPTIONS					O. FUMB			ST				MISC				
			GS	TK	S	A	TFL	YDS	SK	YDS	QBH	NO	YDS	LG	TD	PD	FF	FR	TD	YDS	TK	S	A	FF	FR	S	A
2020	Jets	13	6	27	26	1	1	3	0.0	0.0	0	0	0	0	0	2	0	0	0	0	1	0	1	0	0	0	0
2021	Jets	1	0	0	0	0	0	0	0.0	0.0	0	0	0	0	0	0	0	0	0	0	0	0	0	0	0	0	
2022	Bears	5	0	0	0	0	0	0	0.0	0.0	0	0	0	0	0	0	0	0	0	0	0	0	0	0	0	0	
<b>NFL TOTALS</b>		<b>19</b>	<b>6</b>	<b>27</b>	<b>26</b>	<b>1</b>	<b>1</b>	<b>3</b>	<b>0.0</b>	<b>0.0</b>	<b>0</b>	<b>0</b>	<b>0</b>	<b>0</b>	<b>0</b>	<b>2</b>	<b>0</b>	<b>0</b>	<b>0</b>	<b>0</b>	<b>1</b>	<b>0</b>	<b>1</b>	<b>0</b>	<b>0</b>	<b>0</b>	<b>0</b>


### 2022 GAME-BY-GAME REGULAR-SEASON STATISTICS (BEARS)

DATE	OPPONENT	P/S	TACKLES								INTERCEPTIONS					O. FUMB			ST				MISC		W/L	SCORE							
			TK	S	A	SK	YDS	TFL	YDS	QBH	NO	YDS	LG	TD	PD	FF	FR	TD	YDS	TK	S	A	FF	FR			S	A					
09/11	49ers	P	0	0	0	0.0	0.0	0	0	0	0	0	0	0	0	0	0	0	0	0	0	0	0	0	0	0	0	0	0	0	0	W	19-10
09/18	at Packers		INACTIVE																								L	10-27					
09/25	Texans	P	0	0	0	0.0	0.0	0	0	0	0	0	0	0	0	0	0	0	0	0	0	0	0	0	0	0	0	0	0	0	0	W	23-20
10/02	at Giants	P	0	0	0	0.0	0.0	0	0	0	0	0	0	0	0	0	0	0	0	0	0	0	0	0	0	0	0	0	0	0	L	12-20	
10/09	at Vikings	P	0	0	0	0.0	0.0	0	0	0	0	0	0	0	0	0	0	0	0	0	0	0	0	0	0	0	0	0	0	0	L	22-29	
10/13	Commanders		INACTIVE																								L	7-12					
10/24	at Patriots		INACTIVE																								W	33-14					
10/30	at Cowboys		INACTIVE																								L	29-49					
11/06	Dolphins		INACTIVE																								L	32-35					
11/13	Lions	P	0	0	0	0.0	0.0	0	0	0	0	0	0	0	0	0	0	0	0	0	0	0	0	0	0	0	0	0	0	L	30-31		
11/20	at Falcons		INACTIVE																								L	24-27					
11/27	at Jets		DID NOT PLAY																								L	10-31					
<b>2022 TOTALS</b>		<b>5-0</b>	<b>0</b>	<b>0</b>	<b>0</b>	<b>0.0</b>	<b>0.0</b>	<b>0</b>	<b>0</b>	<b>0</b>	<b>0</b>	<b>0</b>	<b>0</b>	<b>0</b>	<b>0</b>	<b>0</b>	<b>0</b>	<b>0</b>	<b>0</b>	<b>0</b>	<b>0</b>	<b>0</b>	<b>0</b>	<b>0</b>	<b>0</b>	<b>0</b>	<b>0</b>	<b>0</b>	<b>0</b>	<b>0</b>	<b>3-9</b>		



## RICHIE JAMES

**WIDE RECEIVER #17**  
**MIDDLE TENNESSEE STATE**



**6<sup>TH</sup>** YEAR IN THE NFL

**1<sup>ST</sup>** YEAR WITH THE CHIEFS

HEIGHT: 5'9"  
WEIGHT: 185 LBS  
DRAFTED: FA-23  
BIRTHDAY: 9/5/95



# UPDATED PLAYER BIOS

## RICHIE JAMES' NFL REGULAR SEASON RUSHING/RECEIVING STATISTICS

DATE	TEAM	GP	GS	RECEIVING					RUSHING				
				NO.	YDS.	AVG.	LG	TD	NO.	YDS.	AVG.	LG	TD
2018	49ers	13	2	9	130	14.4	53	1	0	0	0.0	0	0
2019	49ers	16	1	6	165	27.5	57	1	2	-1	-0.5	-1	0
2020	49ers	11	7	23	394	17.1	47	1	0	0	0.0	0	0
2021	49ers	0	0	0	0	0.0	0	0	0	0	0.0	0	0
2022	Giants	17	4	57	569	10.0	33	4	2	6	3.0	4	0
<b>NFL TOTALS</b>		<b>57</b>	<b>14</b>	<b>95</b>	<b>1,258</b>	<b>13.2</b>	<b>57</b>	<b>7</b>	<b>4</b>	<b>5</b>	<b>1.3</b>	<b>4</b>	<b>0</b>

## RICHIE JAMES' NFL POSTSEASON RUSHING/RECEIVING STATISTICS

DATE	TEAM	GP	GS	RECEIVING					RUSHING				
				NO.	YDS.	AVG.	LG	TD	NO.	YDS.	AVG.	LG	TD
2019	49ers	3	0	0	0	0.0	0	0	0	0	0.0	0	0
2021	49ers	0	0	0	0	0.0	0	0	0	0	0.0	0	0
2022	Giants	2	2	11	82	7.5	13	0	0	0	0.0	0	0
<b>NFL TOTALS</b>		<b>5</b>	<b>2</b>	<b>11</b>	<b>82</b>	<b>7.5</b>	<b>13</b>	<b>0</b>	<b>0</b>	<b>0</b>	<b>0.0</b>	<b>0</b>	<b>0</b>

## RICHIE JAMES' NFL REGULAR SEASON RETURN STATISTICS

DATE	TEAM	KICKOFF RETURNS					PUNT RETURNS					
		RET.	YDS.	AVG.	LG	TD	NO.	FC	YDS.	AVG.	LG	TD
2018	49ers	23	580	25.2	97t	1	12	10	75	6.3	23	0
2019	49ers	20	428	21.4	81	0	33	11	264	8.0	32	0
2020	49ers	4	73	18.3	21	0	6	6	34	5.7	12	0
2021	49ers	0	0	0.0	0	0	0	0	0	0.0	0	0
2022	Giants	0	0	0.0	0	0	24	14	174	7.3	23	0
<b>NFL TOTALS</b>		<b>47</b>	<b>1,081</b>	<b>23.0</b>	<b>97T</b>	<b>1</b>	<b>75</b>	<b>41</b>	<b>547</b>	<b>7.3</b>	<b>32</b>	<b>0</b>

## RICHIE JAMES' NFL POSTSEASON RETURN STATISTICS

DATE	TEAM	KICKOFF RETURNS					PUNT RETURNS					
		RET.	YDS.	AVG.	LG	TD	NO.	FC	YDS.	AVG.	LG	TD
2019	49ers	7	112	16.0	22	0	5	3	49	9.8	26	0
2021	49ers	0	0	0.0	0	0	0	0	0	0.0	0	0
2022	Giants	0	0	0.0	0	0	3	3	14	4.7	10	0
<b>NFL TOTALS</b>		<b>7</b>	<b>112</b>	<b>16.0</b>	<b>22</b>	<b>0</b>	<b>8</b>	<b>6</b>	<b>63</b>	<b>7.9</b>	<b>26</b>	<b>0</b>

## 2022 GAME-BY-GAME REGULAR-SEASON STATISTICS (GIANTS)

DATE	OPPONENT	P/S	RECEIVING					RUSHING					W/L/T	SCORE
			NO.	YDS.	AVG.	LG	TD	NO.	YDS.	AVG.	LG	TD		
09/11	at Titans	P	5	59	11.8	16	0	1	2	2.0	2	0	W	21-20
09/18	Panthers	P	5	51	10.2	15	0	0	0	0.0	0	0	W	19-16
09/26	Cowboys	S	4	36	9.0	16	0	1	4	4.0	4	0	L	16-23
10/02	Bears	P	1	9	9.0	9	0	0	0	0.0	0	0	W	20-12
10/09	at Packers	P	2	16	8.0	15	0	0	0	0.0	0	0	W	27-22
10/16	Ravens	P	2	18	9.0	10	0	0	0	0.0	0	0	W	24-20
10/23	at Jaguars	P	1	2	2.0	2	0	0	0	0.0	0	0	W	23-17
10/30	at Seahawks	P	0	0	0.0	0	0	0	0	0.0	0	0	L	13-27
11/13	Texans	P	0	0	0.0	0	0	0	0	0.0	0	0	W	24-16
11/20	Lions	P	3	48	16.0	20	1	0	0	0.0	0	0	L	18-31
11/24	at Cowboys	S	5	41	8.2	16	1	0	0	0.0	0	0	L	20-28
12/04	Commanders	P	3	20	6.7	14	0	0	0	0.0	0	0	T	20-20
12/11	Eagles	S	7	61	8.7	19t	1	0	0	0.0	0	0	L	22-48
12/18	at Commanders	S	4	42	10.5	15	0	0	0	0.0	0	0	W	20-12
12/24	at Vikings	P	8	90	11.3	33	0	0	0	0.0	0	0	L	24-27
01/01	Colts	P	7	76	10.9	28	1	0	0	0.0	0	0	W	38-10
01/08	at Eagles	P	0	0	0.0	0	0	0	0	0.0	0	0	L	16-22
<b>2022 TOTALS</b>		<b>17-4</b>	<b>57</b>	<b>569</b>	<b>10.0</b>	<b>33</b>	<b>4</b>	<b>2</b>	<b>6</b>	<b>3.0</b>	<b>4</b>	<b>0</b>	<b>9-7-1</b>	

## 2022 GAME-BY-GAME POSTSEASON STATISTICS (GIANTS)

DATE	OPPONENT	P/S	RECEIVING					RUSHING					W/L	SCORE
			NO.	YDS.	AVG.	LG	TD	NO.	YDS.	AVG.	LG	TD		
01/15	at Vikings	S	4	31	7.8	13	0	0	0	0.0	0	0	W	31-24
01/21	at Eagles	S	7	51	7.3	12	0	0	0	0.0	0	0	L	7-38
<b>2022 TOTALS</b>		<b>2-2</b>	<b>11</b>	<b>82</b>	<b>7.5</b>	<b>13</b>	<b>0</b>	<b>0</b>	<b>0</b>	<b>0.0</b>	<b>0</b>	<b>0</b>	<b>1-1</b>	

# UPDATED PLAYER BIOS




## CAM JONES

**LINEBACKER #44**  
INDIANA

**ROOKIE**

HEIGHT: 6'2"  
WEIGHT: 227 LBS  
DRAFTED: CFA-23  
BIRTHDAY: 10/21/99




## CHRIS JONES

**DEFENSIVE TACKLE #95**  
MISSISSIPPI STATE

**8TH** YEAR IN THE NFL

**8TH** YEAR WITH THE CHIEFS

HEIGHT: 6'6"  
WEIGHT: 310 LBS  
DRAFTED: D2-16  
BIRTHDAY: 7/3/94



### CHRIS JONES' NFL REGULAR SEASON DEFENSIVE STATISTICS

DATE	TEAM	GP	GS	TACKLES							INTERCEPTIONS					O. FUMB					ST			MISC						
				TK	S	A	TFL	YDS	SK	YDS	QBH	NO	YDS	LG	TD	PD	FF	FR	TD	YDS	TK	S	A	FF	FR	S	A			
2016	Chiefs	16	11	28	17	11	5	26	2.0	19.0	10	0	0	0	0	4	0	0	0	0	0	0	0	0	0	0	0	0	0	0
2017	Chiefs	16	7	32	22	10	5	24	6.5	42.0	13	1	-3	0	0	7	4	0	0	0	0	0	0	0	0	0	0	0	0	0
2018	Chiefs	16	11	40	35	5	19	112	15.5	122.0	29	1	20	20t	1	5	2	0	0	0	0	0	0	0	0	0	0	0	0	0
2019	Chiefs	13	12	36	23	13	8	63	9.0	75.0	20	0	0	0	0	4	1	1	0	12	0	0	0	0	0	0	0	0	0	0
2020	Chiefs	15	14	36	23	13	3	17	7.5	28.0	28	0	0	0	0	4	2	0	0	0	0	0	0	0	0	0	0	0	0	0
2021	Chiefs	14	14	27	18	9	8	53	9.0	65.5	17	0	0	0	0	5	1	1	0	-2	0	0	0	0	0	0	0	0	0	0
2022	Chiefs	17	17	44	30	14	17	94	15.5	105.5	29	0	0	0	0	4	2	1	0	2	0	0	0	0	0	0	0	0	0	0
<b>NFL TOTALS</b>		<b>107</b>	<b>86</b>	<b>243</b>	<b>168</b>	<b>75</b>	<b>65</b>	<b>389</b>	<b>65.0</b>	<b>457.0</b>	<b>146</b>	<b>2</b>	<b>17</b>	<b>20T</b>	<b>1</b>	<b>33</b>	<b>12</b>	<b>3</b>	<b>0</b>	<b>12</b>	<b>0</b>	<b>0</b>	<b>0</b>	<b>0</b>	<b>0</b>	<b>0</b>	<b>0</b>	<b>0</b>	<b>0</b>	<b>0</b>





# UPDATED PLAYER BIOS

## CHRIS JONES' NFL POSTSEASON DEFENSIVE STATISTICS

DATE	TEAM	GP	GS	TACKLES							INTERCEPTIONS					O. FUMB				ST				MISC				
				TK	S	A	TFL	YDS	SK	YDS	QBH	NO	YDS	LG	TD	PD	FF	FR	TD	YDS	TK	S	A	FF	FR	S	A	
2016	Chiefs	1	1	2	1	1	0	0	0.0	0.0	0	0	0	0	0	2	0	0	0	0	0	0	0	0	0	0	0	
2017	Chiefs	1	1	2	1	1	0	0	0.0	0.0	0	0	0	0	0	0	0	0	0	0	0	0	0	0	0	0	0	
2018	Chiefs	2	1	0	0	0	0	0	0.0	0.0	1	0	0	0	0	4	0	0	0	0	0	0	0	0	0	0	0	
2019	Chiefs	2	1	3	1	2	0	0	0.0	0.0	1	0	0	0	0	3	0	0	0	0	0	0	0	0	0	0	0	
2020	Chiefs	3	3	9	4	5	0	0	0.0	0.0	2	0	0	0	0	0	0	0	0	0	0	0	0	0	0	0	0	
2021	Chiefs	3	3	6	4	2	2	7	0.0	0.0	0	0	0	0	0	0	0	0	0	0	0	0	0	0	0	0	0	
2022	Chiefs	3	3	8	6	2	3	16	2.0	13.0	6	0	0	0	0	0	0	0	0	0	0	0	0	0	0	0	0	
<b>NFL TOTALS</b>		<b>15</b>	<b>13</b>	<b>30</b>	<b>17</b>	<b>13</b>	<b>5</b>	<b>23</b>	<b>2.0</b>	<b>13.0</b>	<b>10</b>	<b>0</b>	<b>0</b>	<b>0</b>	<b>0</b>	<b>9</b>	<b>0</b>	<b>0</b>	<b>0</b>	<b>0</b>	<b>0</b>	<b>0</b>	<b>0</b>	<b>0</b>	<b>0</b>	<b>0</b>	<b>0</b>	<b>0</b>

## 2022 GAME-BY-GAME REGULAR-SEASON STATISTICS (CHIEFS)

DATE	OPPONENT	P/S	TACKLES							INTERCEPTIONS					O. FUMB				ST				MISC		W/L	SCORE			
			TK	S	A	SK	YDS	TFL	YDS	QBH	NO	YDS	LG	TD	PD	FF	FR	TD	YDS	TK	S	A	FF	FR			S	A	
09/11	at Cardinals	S	1	1	0	0.0	0.0	0	0	0	0	0	0	0	1	1	0	0	0	0	0	0	0	0	0	0	0	W	44-21
09/15	Chargers	S	3	3	0	2.0	8.0	3	8	2	0	0	0	0	1	0	0	0	0	0	0	0	0	0	0	0	0	W	27-24
09/25	at Colts	S	2	1	1	0.0	0.0	1	0	1	0	0	0	0	0	0	0	0	0	0	0	0	0	0	0	0	L	17-20	
10/02	at Buccaneers	S	1	1	0	0.0	0.0	0	0	1	0	0	0	0	0	0	1	0	0	2	0	0	0	0	0	0	W	41-31	
10/10	Raiders	S	0	0	0	0.0	0.0	0	0	2	0	0	0	0	0	0	0	0	0	0	0	0	0	0	0	0	W	30-29	
10/16	Bills	S	3	2	1	1.0	11.0	1	11	1	0	0	0	0	1	0	0	0	0	0	0	0	0	0	0	0	L	20-24	
10/23	at 49ers	S	3	2	1	2.0	13.0	1	8	1	0	0	0	0	0	1	0	0	0	0	0	0	0	0	0	0	W	44-23	
11/06	Titans	S	2	0	2	0.5	2.5	0	0	1	0	0	0	0	0	0	0	0	0	0	0	0	0	0	0	0	W	20-17+	
11/13	Jaguars	S	2	1	1	1.5	12.5	1	8	2	0	0	0	0	0	0	0	0	0	0	0	0	0	0	0	0	W	27-17	
11/20	at Chargers	S	5	5	0	2.0	7.0	3	9	4	0	0	0	0	0	0	0	0	0	0	0	0	0	0	0	0	W	30-27	
11/27	Rams	S	1	1	0	1.0	9.0	1	9	1	0	0	0	0	0	0	0	0	0	0	0	0	0	0	0	0	W	26-10	
12/04	at Bengals	S	5	1	4	0.0	0.0	0	0	0	0	0	0	0	0	0	0	0	0	0	0	0	0	0	0	0	L	24-27	
12/11	at Broncos	S	4	4	0	1.0	8.0	1	8	2	0	0	0	0	1	0	0	0	0	0	0	0	0	0	0	0	W	34-28	
12/18	at Texans	S	0	0	0	0.0	0.0	0	0	0	0	0	0	0	0	0	0	0	0	0	0	0	0	0	0	0	W	30-24+	
12/24	Seahawks	S	4	2	2	1.0	6.0	2	8	4	0	0	0	0	0	0	0	0	0	0	0	0	0	0	0	0	W	24-10	
01/01	Broncos	S	3	3	0	1.0	9.0	1	9	1	0	0	0	0	0	0	0	0	0	0	0	0	0	0	0	0	W	27-24	
01/07	at Raiders	S	5	3	2	2.5	19.5	2	16	6	0	0	0	0	0	0	0	0	0	0	0	0	0	0	0	0	W	31-13	
<b>2022 TOTALS</b>		<b>17-17</b>	<b>44</b>	<b>30</b>	<b>14</b>	<b>15.5</b>	<b>105.5</b>	<b>17</b>	<b>94</b>	<b>29</b>	<b>0</b>	<b>0</b>	<b>0</b>	<b>0</b>	<b>4</b>	<b>2</b>	<b>1</b>	<b>0</b>	<b>2</b>	<b>0</b>	<b>0</b>	<b>0</b>	<b>0</b>	<b>0</b>	<b>0</b>	<b>0</b>	<b>0</b>	<b>0</b>	<b>14-3</b>

+ - Overtime

## 2022 GAME-BY-GAME POSTSEASON STATISTICS (CHIEFS)

DATE	OPPONENT	P/S	TACKLES							INTERCEPTIONS					O. FUMB				ST				MISC		W/L	SCORE			
			TK	S	A	SK	YDS	TFL	YDS	QBH	NO	YDS	LG	TD	PD	FF	FR	TD	YDS	TK	S	A	FF	FR			S	A	
01/21	Jaguars	S	1	1	0	0.0	0.0	0	0	1	0	0	0	0	0	0	0	0	0	0	0	0	0	0	0	0	0	W	27-20
01/29	Bengals	S	4	3	1	2.0	13.0	3	16	5	0	0	0	0	0	0	0	0	0	0	0	0	0	0	0	0	W	23-20	
02/12	at Eagles	S	3	2	1	0.0	0.0	0	0	0	0	0	0	0	0	0	0	0	0	0	0	0	0	0	0	0	W	38-35	
<b>2022 TOTALS</b>		<b>3-3</b>	<b>8</b>	<b>6</b>	<b>2</b>	<b>2.0</b>	<b>13.0</b>	<b>3</b>	<b>16</b>	<b>6</b>	<b>0</b>	<b>0</b>	<b>0</b>	<b>0</b>	<b>0</b>	<b>0</b>	<b>0</b>	<b>0</b>	<b>0</b>	<b>0</b>	<b>0</b>	<b>0</b>	<b>0</b>	<b>0</b>	<b>0</b>	<b>0</b>	<b>0</b>	<b>0</b>	<b>3-0</b>




**NIC JONES**

**CORNERBACK #31**  
**BALL STATE**

**ROOKIE**

HEIGHT: 6'0"  
WEIGHT: 189 LBS  
DRAFTED: D7-23  
BIRTHDAY: 10/15/01



# UPDATED PLAYER BIOS



## TRUMAN JONES

**DEFENSIVE END #57**  
HARVARD

**ROOKIE**

HEIGHT: 6'4"  
WEIGHT: 250 LBS  
DRAFTED: CFA-23  
BIRTHDAY: 5/13/00



## JOSHUA KAINDOH

**DEFENSIVE END #59**  
FLORIDA STATE

**2ND** YEAR IN THE NFL

**2ND** YEAR WITH THE CHIEFS

HEIGHT: 6'6"  
WEIGHT: 260 LBS  
DRAFTED: D4-21  
BIRTHDAY: 12/27/98



### JOSHUA KAINDOH'S NFL REGULAR SEASON DEFENSIVE STATISTICS

DATE	TEAM	GP	GS	TACKLES							INTERCEPTIONS					O. FUMB			ST			MISC					
				TK	S	A	TFL	YDS	SK	YDS	QBH	NO	YDS	LG	TD	PD	FF	FR	TD	YDS	TK	S	A	FF	FR	S	A
2021	Chiefs	3	0	0	0	0	0	0	0	0.0	0.0	0	0	0	0	0	0	0	0	0	0	0	0	0	0	0	0
2022	Chiefs	0	0	0	0	0	0	0	0	0.0	0.0	0	0	0	0	0	0	0	0	0	0	0	0	0	0	0	0
<b>NFL TOTALS</b>		<b>3</b>	<b>0</b>	<b>0</b>	<b>0</b>	<b>0</b>	<b>0</b>	<b>0</b>	<b>0</b>	<b>0.0</b>	<b>0.0</b>	<b>0</b>	<b>0</b>	<b>0</b>	<b>0</b>	<b>0</b>	<b>0</b>	<b>0</b>	<b>0</b>	<b>0</b>	<b>0</b>	<b>0</b>	<b>0</b>	<b>0</b>	<b>0</b>	<b>0</b>	<b>0</b>

### JOSHUA KAINDOH'S NFL POSTSEASON DEFENSIVE STATISTICS

DATE	TEAM	GP	GS	TACKLES							INTERCEPTIONS					O. FUMB			ST			MISC					
				TK	S	A	TFL	YDS	SK	YDS	QBH	NO	YDS	LG	TD	PD	FF	FR	TD	YDS	TK	S	A	FF	FR	S	A
2021	Chiefs	0	0	0	0	0	0	0	0	0.0	0.0	0	0	0	0	0	0	0	0	0	0	0	0	0	0	0	0
2022	Chiefs	0	0	0	0	0	0	0	0	0.0	0.0	0	0	0	0	0	0	0	0	0	0	0	0	0	0	0	0
<b>NFL TOTALS</b>		<b>0</b>	<b>0</b>	<b>0</b>	<b>0</b>	<b>0</b>	<b>0</b>	<b>0</b>	<b>0</b>	<b>0.0</b>	<b>0.0</b>	<b>0</b>	<b>0</b>	<b>0</b>	<b>0</b>	<b>0</b>	<b>0</b>	<b>0</b>	<b>0</b>	<b>0</b>	<b>0</b>	<b>0</b>	<b>0</b>	<b>0</b>	<b>0</b>	<b>0</b>	<b>0</b>



# UPDATED PLAYER BIOS

## 2022 GAME-BY-GAME REGULAR-SEASON STATISTICS (CHIEFS)

DATE	OPPONENT	P/S	TACKLES							INTERCEPTIONS				O. FUMB				ST				MISC		W/L	SCORE			
			TK	S	A	SK	YDS	TFL	YDS	QBH	NO	YDS	LG	TD	PD	FF	FR	TD	YDS	TK	S	A	FF			FR	S	A
09/11	at Cardinals																									W	44-21	
09/15	Chargers																									W	27-24	
09/25	at Colts																									L	17-20	
10/02	at Buccaneers																									W	41-31	
10/10	Raiders																									W	30-29	
10/16	Bills																									L	20-24	
10/23	at 49ers																									W	44-23	
11/06	Titans																									W	20-17+	
11/13	Jaguars																									W	27-17	
11/20	at Chargers																									W	30-27	
11/27	Rams																									W	26-10	
12/04	at Bengals																									L	24-27	
12/11	at Broncos																									W	34-28	
12/18	at Texans																									W	30-24+	
12/24	Seahawks																									W	24-10	
01/01	Broncos																									W	27-24	
01/07	at Raiders																									W	31-13	
<b>2022 TOTALS</b>			<b>0</b>	<b>0</b>	<b>0</b>	<b>0.0</b>	<b>0</b>	<b>0</b>	<b>0</b>	<b>0</b>	<b>0</b>	<b>0</b>	<b>0</b>	<b>0</b>	<b>0</b>	<b>0</b>	<b>0</b>	<b>0</b>	<b>0</b>	<b>0</b>	<b>0</b>	<b>0</b>	<b>0</b>	<b>0</b>	<b>0</b>	<b>0</b>	<b>0</b>	<b>14-3</b>

+ - Overtime

## 2022 GAME-BY-GAME POSTSEASON STATISTICS (CHIEFS)

DATE	OPPONENT	P/S	TACKLES							INTERCEPTIONS				O. FUMB				ST				MISC		W/L	SCORE			
			TK	S	A	SK	YDS	TFL	YDS	QBH	NO	YDS	LG	TD	PD	FF	FR	TD	YDS	TK	S	A	FF			FR	S	A
01/21	Jaguars																										W	27-20
01/29	Bengals																										W	23-20
02/12	at Eagles																										W	38-35
<b>2022 TOTALS</b>			<b>0</b>	<b>0</b>	<b>0</b>	<b>0.0</b>	<b>0</b>	<b>0</b>	<b>0</b>	<b>0</b>	<b>0</b>	<b>0</b>	<b>0</b>	<b>0</b>	<b>0</b>	<b>0</b>	<b>0</b>	<b>0</b>	<b>0</b>	<b>0</b>	<b>0</b>	<b>0</b>	<b>0</b>	<b>0</b>	<b>0</b>	<b>0</b>	<b>0</b>	<b>3-0</b>



# GEORGE KARLAFTIS

**DEFENSIVE END #56**

PURDUE



**2<sup>ND</sup>** YEAR IN THE NFL

**2<sup>ND</sup>** YEAR WITH THE CHIEFS

HEIGHT: 6'4"

WEIGHT: 263 LBS

DRAFTED: D1B-22

BIRTHDAY: 4/3/01

## GEORGE KARLAFTIS' NFL REGULAR SEASON DEFENSIVE STATISTICS

DATE	TEAM	GP	GS	TACKLES							INTERCEPTIONS				O. FUMB				ST				MISC				
				TK	S	A	TFL	YDS	SK	YDS	QBH	NO	YDS	LG	TD	PD	FF	FR	TD	YDS	TK	S	A	FF	FR	S	A
2022	Chiefs	17	17	33	18	15	8	38	6.0	40.0	11	0	0	0	0	7	0	2	0	0	0	0	0	0	0	0	0
<b>NFL TOTALS</b>		<b>17</b>	<b>17</b>	<b>33</b>	<b>18</b>	<b>15</b>	<b>8</b>	<b>38</b>	<b>6.0</b>	<b>40.0</b>	<b>11</b>	<b>0</b>	<b>0</b>	<b>0</b>	<b>0</b>	<b>7</b>	<b>0</b>	<b>2</b>	<b>0</b>	<b>0</b>	<b>0</b>	<b>0</b>	<b>0</b>	<b>0</b>	<b>0</b>	<b>0</b>	<b>0</b>

## GEORGE KARLAFTIS' NFL POSTSEASON DEFENSIVE STATISTICS

DATE	TEAM	GP	GS	TACKLES							INTERCEPTIONS				O. FUMB				ST				MISC				
				TK	S	A	TFL	YDS	SK	YDS	QBH	NO	YDS	LG	TD	PD	FF	FR	TD	YDS	TK	S	A	FF	FR	S	A
2022	Chiefs	3	3	4	2	2	1	4	1.0	4.0	1	0	0	0	0	0	0	0	0	0	0	0	0	0	0	0	0
<b>NFL TOTALS</b>		<b>3</b>	<b>3</b>	<b>4</b>	<b>2</b>	<b>2</b>	<b>1</b>	<b>4</b>	<b>1.0</b>	<b>4.0</b>	<b>1</b>	<b>0</b>	<b>0</b>	<b>0</b>	<b>0</b>	<b>0</b>	<b>0</b>	<b>0</b>	<b>0</b>	<b>0</b>	<b>0</b>	<b>0</b>	<b>0</b>	<b>0</b>	<b>0</b>	<b>0</b>	<b>0</b>



# UPDATED PLAYER BIOS

## 2022 GAME-BY-GAME REGULAR-SEASON STATISTICS (CHIEFS)

DATE	OPPONENT	P/S	TACKLES							INTERCEPTIONS					O. FUMB				ST					MISC		W/L	SCORE
			TK	S	A	SK	YDS	TFL	YDS	QBH	NO	YDS	LG	TD	PD	FF	FR	TD	YDS	TK	S	A	FF	FR	S		
09/11	at Cardinals	S	1	1	0	0.0	0.0	0	0	1	0	0	0	0	1	0	0	0	0	0	0	0	0	0	0	W	44-21
09/15	Chargers	S	1	1	0	0.0	0.0	0	0	1	0	0	0	0	1	0	0	0	0	0	0	0	0	0	0	W	27-24
09/25	at Colts	S	5	1	4	0.0	0.0	0	0	0	0	0	0	0	0	0	0	0	0	0	0	0	0	0	L	17-20	
10/02	at Buccaneers	S	2	2	0	0.0	0.0	1	4	0	0	0	0	0	0	0	0	0	0	0	0	0	0	0	W	41-31	
10/10	Raiders	S	1	0	1	0.5	3.5	0	0	1	0	0	0	0	0	0	0	0	0	0	0	0	0	0	W	30-29	
10/16	Bills	S	2	1	1	0.0	0.0	0	0	0	0	0	0	0	0	0	0	0	0	0	0	0	0	0	L	20-24	
10/23	at 49ers	S	2	0	2	0.0	0.0	0	0	1	0	0	0	0	1	0	0	0	0	0	0	0	0	0	W	44-23	
11/06	Titans	S	2	1	1	0.0	0.0	0	0	0	0	0	0	0	0	0	0	0	0	0	0	0	0	0	W	20-17+	
11/13	Jaguars	S	2	0	2	0.0	0.0	0	0	0	0	0	0	0	2	0	0	0	0	0	0	0	0	0	W	27-17	
11/20	at Chargers	S	0	0	0	0.0	0.0	0	0	1	0	0	0	0	0	0	0	0	0	0	0	0	0	0	W	30-27	
11/27	Rams	S	1	1	0	1.0	10.0	1	10	1	0	0	0	0	0	0	0	0	0	0	0	0	0	0	W	26-10	
12/04	at Bengals	S	3	3	0	1.0	7.0	1	7	1	0	0	0	0	0	0	0	0	0	0	0	0	0	0	L	24-27	
12/11	at Broncos	S	3	1	2	1.0	4.0	1	4	1	0	0	0	0	1	0	0	0	0	0	0	0	0	0	W	34-28	
12/18	at Texans	S	2	2	0	0.0	0.0	1	0	0	0	0	0	0	0	0	0	0	0	0	0	0	0	0	W	30-24+	
12/24	Seahawks	S	1	1	0	1.0	9.0	1	9	1	0	0	0	0	1	0	0	0	0	0	0	0	0	0	W	24-10	
01/01	Broncos	S	2	1	1	1.0	3.0	1	3	1	0	0	0	0	0	0	1	0	0	0	0	0	0	0	W	27-24	
01/07	at Raiders	S	3	2	1	0.5	3.5	1	1	1	0	0	0	0	0	0	1	0	0	0	0	0	0	0	W	31-13	
<b>2022 TOTALS</b>		<b>17-17</b>	<b>33</b>	<b>18</b>	<b>15</b>	<b>6.0</b>	<b>40.0</b>	<b>8</b>	<b>38</b>	<b>11</b>	<b>0</b>	<b>0</b>	<b>0</b>	<b>0</b>	<b>7</b>	<b>0</b>	<b>2</b>	<b>0</b>	<b>0</b>	<b>0</b>	<b>0</b>	<b>0</b>	<b>0</b>	<b>0</b>	<b>14-3</b>		

+ - Overtime

## 2022 GAME-BY-GAME POSTSEASON STATISTICS (CHIEFS)

DATE	OPPONENT	P/S	TACKLES							INTERCEPTIONS					O. FUMB				ST					MISC		W/L	SCORE
			TK	S	A	SK	YDS	TFL	YDS	QBH	NO	YDS	LG	TD	PD	FF	FR	TD	YDS	TK	S	A	FF	FR	S		
01/21	Jaguars	S	1	0	1	0.0	0.0	0	0	0	0	0	0	0	0	0	0	0	0	0	0	0	0	0	0	W	27-20
01/29	Bengals	S	1	1	0	1.0	4.0	1	4	1	0	0	0	0	0	0	0	0	0	0	0	0	0	0	0	W	23-20
02/12	at Eagles	S	2	1	1	0.0	0.0	0	0	0	0	0	0	0	0	0	0	0	0	0	0	0	0	0	0	W	38-35
<b>2022 TOTALS</b>		<b>3-3</b>	<b>4</b>	<b>2</b>	<b>2</b>	<b>1.0</b>	<b>4.0</b>	<b>1</b>	<b>4</b>	<b>1</b>	<b>0</b>	<b>0</b>	<b>0</b>	<b>0</b>	<b>0</b>	<b>0</b>	<b>0</b>	<b>0</b>	<b>0</b>	<b>0</b>	<b>0</b>	<b>0</b>	<b>0</b>	<b>0</b>	<b>0</b>	<b>3-0</b>	



**TRAVIS KELCE**

**TIGHT END #87**

**CINCINNATI**



11TH YEAR IN THE NFL

11TH YEAR WITH THE CHIEFS

HEIGHT: 6'5"

WEIGHT: 250 LBS

DRAFTED: D3A-13

BIRTHDAY: 10/5/89

## TRAVIS KELCE'S NFL REGULAR SEASON RUSHING/RECEIVING STATISTICS

DATE	TEAM	GP	GS	RECEIVING					RUSHING					
				NO.	YDS.	AVG.	LG	TD	NO.	YDS.	AVG.	LG	TD	
2013	Chiefs	1	0	0	0	0.0	0	0	0	0	0	0.0	0	0
2014	Chiefs	16	11	67	862	12.9	34	5	0	0	0.0	0	0	0
2015	Chiefs	16	16	72	875	12.2	42t	5	0	0	0.0	0	0	0
2016	Chiefs	16	15	85	1,125	13.2	80t	4	1	-5	-5.0	-5	0	0
2017	Chiefs	15	15	83	1,038	12.5	44	8	2	7	3.5	4	0	0
2018	Chiefs	16	16	103	1,336	13.0	43	10	0	0	0.0	0	0	0
2019	Chiefs	16	16	97	1,229	12.7	47	5	1	4	4.0	4t	1	1
2020	Chiefs	15	15	105	1,416	13.5	45	11	0	0	0.0	0	0	0
2021	Chiefs	16	16	92	1,125	12.2	69	9	2	3	1.5	4t	1	1
2022	Chiefs	17	17	110	1,338	12.2	52	12	2	5	2.5	4	0	0
<b>NFL TOTALS</b>		<b>144</b>	<b>137</b>	<b>814</b>	<b>10,344</b>	<b>12.7</b>	<b>80T</b>	<b>69</b>	<b>8</b>	<b>14</b>	<b>1.8</b>	<b>4T</b>	<b>2</b>	<b>2</b>



# UPDATED PLAYER BIOS

## TRAVIS KELCE'S NFL POSTSEASON RUSHING/RECEIVING STATISTICS

DATE	TEAM	GP	GS	RECEIVING					RUSHING				
				NO.	YDS.	AVG.	LG	TD	NO.	YDS.	AVG.	LG	TD
2013	Chiefs	0	0	0	0	0.0	0	0	0	0	0.0	0	0
2015	Chiefs	2	2	14	151	10.8	48	0	0	0	0.0	0	0
2016	Chiefs	1	1	5	77	15.4	24	0	0	0	0.0	0	0
2017	Chiefs	1	1	4	66	16.5	27	1	0	0	0.0	0	0
2018	Chiefs	2	2	10	131	13.1	30	1	0	0	0.0	0	0
2019	Chiefs	3	3	19	207	10.9	28	4	1	2	2.0	2	0
2020	Chiefs	3	3	31	360	11.6	33	3	0	0	0.0	0	0
2021	Chiefs	3	3	23	299	13.0	48t	3	0	0	0.0	0	0
2022	Chiefs	3	3	27	257	9.5	22	4	0	0	0.0	0	0
<b>NFL TOTALS</b>		<b>18</b>	<b>18</b>	<b>133</b>	<b>1,548</b>	<b>11.6</b>	<b>48T</b>	<b>16</b>	<b>1</b>	<b>2</b>	<b>2.0</b>	<b>2</b>	<b>0</b>

## 2022 GAME-BY-GAME REGULAR-SEASON STATISTICS (CHIEFS)

DATE	OPPONENT	P/S	RECEIVING					RUSHING					W/L	SCORE
			NO.	YDS.	AVG.	LG	TD	NO.	YDS.	AVG.	LG	TD		
09/11	at Cardinals	S	8	121	15.1	35	1	0	0	0.0	0	0	W	44-21
09/15	Chargers	S	5	51	10.2	19	0	0	0	0.0	0	0	W	27-24
09/25	at Colts	S	4	58	14.5	29	1	1	1	1.0	1	0	L	17-20
10/02	at Buccaneers	S	9	92	10.2	22	1	0	0	0.0	0	0	W	41-31
10/10	Raiders	S	7	25	3.6	8t	4	0	0	0.0	0	0	W	30-29
10/16	Bills	S	8	108	13.5	25	0	1	4	4.0	4	0	L	20-24
10/23	at 49ers	S	6	98	16.3	27	0	0	0	0.0	0	0	W	44-23
11/06	Titans	S	10	106	10.6	23	0	0	0	0.0	0	0	W	20-17+
11/13	Jaguars	S	6	81	13.5	46	1	0	0	0.0	0	0	W	27-17
11/20	at Chargers	S	6	115	19.2	34	3	0	0	0.0	0	0	W	30-27
11/27	Rams	S	4	57	14.3	39t	1	0	0	0.0	0	0	W	26-10
12/04	at Bengals	S	4	56	14.0	19	0	0	0	0.0	0	0	L	24-27
12/11	at Broncos	S	4	71	17.8	37	0	0	0	0.0	0	0	W	34-28
12/18	at Texans	S	10	105	10.5	18	0	0	0	0.0	0	0	W	30-24+
12/24	Seahawks	S	6	113	18.8	52	0	0	0	0.0	0	0	W	24-10
01/01	Broncos	S	7	43	6.1	12	0	0	0	0.0	0	0	W	27-24
01/07	at Raiders	S	6	38	6.3	15	0	0	0	0.0	0	0	W	31-13
<b>2022 TOTALS</b>		<b>17-17</b>	<b>110</b>	<b>1,338</b>	<b>12.2</b>	<b>52</b>	<b>12</b>	<b>2</b>	<b>5</b>	<b>2.5</b>	<b>4</b>	<b>0</b>	<b>14-3</b>	

+ - Overtime

## 2022 GAME-BY-GAME POSTSEASON STATISTICS (CHIEFS)

DATE	OPPONENT	P/S	RECEIVING					RUSHING					W/L	SCORE
			NO.	YDS.	AVG.	LG	TD	NO.	YDS.	AVG.	LG	TD		
01/21	Jaguars	S	14	98	7.0	15	2	0	0	0.0	0	0	W	27-20
01/29	Bengals	S	7	78	11.1	16	1	0	0	0.0	0	0	W	23-20
02/12	at Eagles	S	6	81	13.5	22	1	0	0	0.0	0	0	W	38-35
<b>2022 TOTALS</b>		<b>3-3</b>	<b>27</b>	<b>257</b>	<b>9.5</b>	<b>22</b>	<b>4</b>	<b>0</b>	<b>0</b>	<b>0.0</b>	<b>0</b>	<b>0</b>	<b>3-0</b>	

## TRAVIS KELCE'S NFL REGULAR SEASON PASSING/RUSHING STATISTICS

DATE	TEAM	GP	GS	PASSING										RUSHING					
				ATT.	CMP.	PCT.	YDS	AVG.	TD	INT.	LG	SK	LST	RATE	NO.	YDS.	AVG.	LG	TD
2013	Chiefs	1	0	0	0	0.0	0	0.0	0	0	0	0	0	0.0	0	0	0.0	0	0
2014	Chiefs	16	11	0	0	0.0	0	0.0	0	0	0	0	0	0.0	0	0	0.0	0	0
2015	Chiefs	16	16	0	0	0.0	0	0.0	0	0	0	0	0	0.0	0	0	0.0	0	0
2016	Chiefs	16	15	0	0	0.0	0	0.0	0	0	0	0	0	0.0	1	-5	-5.0	0	0
2017	Chiefs	15	15	1	0	0.0	0	0.0	0	1	0	0	0	0.0	2	7	3.5	4	0
2018	Chiefs	16	16	0	0	0.0	0	0.0	0	0	0	0	0	0.0	0	0	0.0	0	0
2019	Chiefs	16	16	0	0	0.0	0	0.0	0	0	0	0	0	0.0	1	4	4.0	4t	1
2020	Chiefs	15	15	2	1	50.0	4	2.0	0	0	4	0	0	56.3	0	0	0.0	0	0
2021	Chiefs	16	16	0	0	0.0	0	0.0	0	0	0	0	0	0.0	2	3	1.5	4t	1
2022	Chiefs	17	17	0	0	0.0	0	0.0	0	0	0	0	0	0.0	2	5	2.5	4	0
<b>TOTALS</b>		<b>144</b>	<b>137</b>	<b>3</b>	<b>1</b>	<b>33.3</b>	<b>4</b>	<b>1.3</b>	<b>0</b>	<b>1</b>	<b>4</b>	<b>0</b>	<b>0</b>	<b>2.8</b>	<b>8</b>	<b>14</b>	<b>1.8</b>	<b>4T</b>	<b>2</b>



# UPDATED PLAYER BIOS

## 2022 GAME-BY-GAME REGULAR-SEASON STATISTICS (CHIEFS)

DATE	OPPONENT	P/S	PASSING											RUSHING				W/L	SCORE
			ATT	CMP	YDS	PCT	Y/A	Y/C	TD	INT	LG	SK/YD	RATE	ATT	YDS	LG	TD		
09/11	at Cardinals	S	0	0	0	0.0	0.0	0.0	0	0	0	0/0	0.0	0	0	0	0	W	44-21
09/15	Chargers	S	0	0	0	0.0	0.0	0.0	0	0	0	0/0	0.0	0	0	0	0	W	27-24
09/25	at Colts	S	0	0	0	0.0	0.0	0.0	0	0	0	0/0	0.0	1	1	1	0	L	17-20
10/02	at Buccaneers	S	0	0	0	0.0	0.0	0.0	0	0	0	0/0	0.0	0	0	0	0	W	41-31
10/10	Raiders	S	0	0	0	0.0	0.0	0.0	0	0	0	0/0	0.0	0	0	0	0	W	30-29
10/16	Bills	S	0	0	0	0.0	0.0	0.0	0	0	0	0/0	0.0	1	4	4	0	L	20-24
10/23	at 49ers	S	0	0	0	0.0	0.0	0.0	0	0	0	0/0	0.0	0	0	0	0	W	44-23
11/06	Titans	S	0	0	0	0.0	0.0	0.0	0	0	0	0/0	0.0	0	0	0	0	W	20-17+
11/13	Jaguars	S	0	0	0	0.0	0.0	0.0	0	0	0	0/0	0.0	0	0	0	0	W	27-17
11/20	at Chargers	S	0	0	0	0.0	0.0	0.0	0	0	0	0/0	0.0	0	0	0	0	W	30-27
11/27	Rams	S	0	0	0	0.0	0.0	0.0	0	0	0	0/0	0.0	0	0	0	0	W	26-10
12/04	at Bengals	S	0	0	0	0.0	0.0	0.0	0	0	0	0/0	0.0	0	0	0	0	L	24-27
12/11	at Broncos	S	0	0	0	0.0	0.0	0.0	0	0	0	0/0	0.0	0	0	0	0	W	34-28
12/18	at Texans	S	0	0	0	0.0	0.0	0.0	0	0	0	0/0	0.0	0	0	0	0	W	30-24+
12/24	Seahawks	S	0	0	0	0.0	0.0	0.0	0	0	0	0/0	0.0	0	0	0	0	W	24-10
01/01	Broncos	S	0	0	0	0.0	0.0	0.0	0	0	0	0/0	0.0	0	0	0	0	W	27-24
01/07	at Raiders	S	0	0	0	0.0	0.0	0.0	0	0	0	0/0	0.0	0	0	0	0	W	31-13
<b>2022 TOTALS</b>	<b>17-17</b>		<b>0</b>	<b>0</b>	<b>0</b>	<b>0.0</b>	<b>0.0</b>	<b>0.0</b>	<b>0</b>	<b>0</b>	<b>0</b>	<b>0/0</b>	<b>0.0</b>	<b>2</b>	<b>5</b>	<b>4</b>	<b>0</b>	<b>14-3</b>	

+ - Overtime

## 2022 GAME-BY-GAME POSTSEASON STATISTICS (CHIEFS)

DATE	OPPONENT	P/S	PASSING											RUSHING				W/L	SCORE
			ATT	CMP	YDS	PCT	Y/A	Y/C	TD	INT	LG	SK/YD	RATE	ATT	YDS	LG	TD		
01/21	Jaguars	S	0	0	0	0.0	0.0	0.0	0	0	0	0/0	0.0	0	0	0	0	W	27-20
01/29	Bengals	S	0	0	0	0.0	0.0	0.0	0	0	0	0/0	0.0	0	0	0	0	W	23-20
02/12	at Eagles	S	0	0	0	0.0	0.0	0.0	0	0	0	0/0	0.0	0	0	0	0	W	38-35
<b>2022 TOTALS</b>	<b>3-3</b>		<b>0</b>	<b>0</b>	<b>0</b>	<b>0.0</b>	<b>0.0</b>	<b>0.0</b>	<b>0</b>	<b>0</b>	<b>0</b>	<b>0/0</b>	<b>0.0</b>	<b>0</b>	<b>0</b>	<b>0</b>	<b>0</b>	<b>3-0</b>	



# DARIAN KINNARD

**TACKLE #75**  
**KENTUCKY**




**1<sup>ST</sup>** YEAR IN THE NFL

**1<sup>ST</sup>** YEAR WITH THE CHIEFS

HEIGHT: 6'5"  
WEIGHT: 322 LBS  
DRAFTED: D5-22  
BIRTHDAY: 12/29/99

## DARIAN KINNARD'S NFL REGULAR SEASON STATISTICS

DATE	TEAM	GP	GS
2022	Chiefs	1	0
<b>NFL TOTALS</b>		<b>1</b>	<b>0</b>

## DARIAN KINNARD'S NFL POSTSEASON STATISTICS

DATE	TEAM	GP	GS
2022	Chiefs	0	0
<b>NFL TOTALS</b>		<b>0</b>	<b>0</b>

# UPDATED PLAYER BIOS


## 2022 GAME-BY-GAME REGULAR-SEASON STATISTICS (CHIEFS)

DATE	OPPONENT	P/S		W/L	SCORE
09/11	at Cardinals		INACTIVE	W	44-21
09/15	Chargers		INACTIVE	W	27-24
09/25	at Colts		INACTIVE	L	17-20
10/02	at Buccaneers		INACTIVE	W	41-31
10/10	Raiders	P		W	30-29
10/16	Bills		INACTIVE	L	20-24
10/23	at 49ers		INACTIVE	W	44-23
11/06	Titans		INACTIVE	W	20-17+
11/13	Jaguars		INACTIVE	W	27-17
11/20	at Chargers		INACTIVE	W	30-27
11/27	Rams		DID NOT PLAY	W	26-10
12/04	at Bengals		DID NOT PLAY	L	24-27
12/11	at Broncos		INACTIVE	W	34-28
12/18	at Texans		INACTIVE	W	30-24+
12/24	Seahawks		INACTIVE	W	24-10
01/01	Broncos		INACTIVE	W	27-24
01/07	at Raiders		INACTIVE	W	31-13
<b>2022 TOTALS</b>		<b>1-0</b>		<b>14-3</b>	

+ - Overtime

## 2022 GAME-BY-GAME POSTSEASON STATISTICS (CHIEFS)


DATE	OPPONENT	P/S		W/L	SCORE
01/21	Jaguars		INACTIVE	W	27-20
01/29	Bengals		INACTIVE	W	23-20
02/12	at Eagles		INACTIVE	W	38-35
<b>2022 TOTALS</b>		<b>0-0</b>		<b>3-0</b>	




**PATRICK MAHOMES**

**QUARTERBACK #15**

**TEXAS TECH**





**7<sup>TH</sup>** YEAR IN THE NFL

**7<sup>TH</sup>** YEAR WITH THE CHIEFS

HEIGHT: 6'2"

WEIGHT: 225 LBS

DRAFTED: D1-17

BIRTHDAY: 9/17/95

## PATRICK MAHOMES' NFL REGULAR SEASON PASSING STATISTICS

DATE	TEAM	GP	GS	ATT.	CMP.	PCT.	YDS	AVG.	TD	INT.	LG	SK	LST	RATE
2017	Chiefs	1	1	35	22	62.9	284	8.1	0	1	51	2	15	76.4
2018	Chiefs	16	16	580	383	66.0	5,097	8.8	50	12	89t	26	171	113.8
2019	Chiefs	14	14	484	319	65.9	4,031	8.3	26	5	83t	17	127	105.3
2020	Chiefs	15	15	588	390	66.3	4,740	8.1	38	6	75t	22	147	108.2
2021	Chiefs	17	17	658	436	66.3	4,839	7.4	37	13	75t	28	146	98.5
2022	Chiefs	17	17	648	435	67.1	5,250	8.1	41	12	67	26	188	105.2
<b>TOTALS</b>		<b>80</b>	<b>80</b>	<b>2,993</b>	<b>1,985</b>	<b>66.3</b>	<b>24,241</b>	<b>8.1</b>	<b>192</b>	<b>49</b>	<b>89T</b>	<b>121</b>	<b>794</b>	<b>105.7</b>

# UPDATED PLAYER BIOS

## PATRICK MAHOMES' NFL POSTSEASON PASSING STATISTICS

DATE	TEAM	GP	GS	ATT.	CMP.	PCT.	YDS	AVG.	TD	INT.	LG	SK	LST	RATE
2017	Chiefs	0	0	0	0	0.0	0	0.0	0	0	0	0	0	0.0
2018	Chiefs	2	2	72	43	59.7	573	8.0	3	0	54	8	71	98.9
2019	Chiefs	3	3	112	72	64.3	901	8.0	10	2	60t	6	20	111.5
2020	Chiefs	3	3	117	76	65.0	850	7.3	4	2	71	4	27	90.8
2021	Chiefs	3	3	122	89	73.0	1,057	8.7	11	3	64t	9	81	118.8
2022	Chiefs	3	3	100	72	72.0	703	7.0	7	0	29	3	11	114.7
<b>TOTALS</b>		<b>14</b>	<b>14</b>	<b>523</b>	<b>352</b>	<b>67.3</b>	<b>4,084</b>	<b>7.8</b>	<b>35</b>	<b>7</b>	<b>71</b>	<b>30</b>	<b>210</b>	<b>107.4</b>

## PATRICK MAHOMES' NFL REGULAR SEASON RUSHING STATISTICS

DATE	TEAM	NO.	YDS.	AVG.	LG	TD
2017	Chiefs	7	10	1.4	5	0
2018	Chiefs	60	272	4.5	28	2
2019	Chiefs	43	218	5.1	25	2
2020	Chiefs	62	308	5.0	24	2
2021	Chiefs	66	381	5.8	32	2
2022	Chiefs	61	358	5.9	20	4
<b>TOTALS</b>		<b>299</b>	<b>1,547</b>	<b>5.2</b>	<b>32</b>	<b>12</b>

## PATRICK MAHOMES' NFL POSTSEASON RUSHING STATISTICS

DATE	TEAM	NO.	YDS.	AVG.	LG	TD
2017	Chiefs	0	0	0.0	0	0
2018	Chiefs	5	19	3.8	9	1
2019	Chiefs	24	136	5.7	27t	2
2020	Chiefs	13	52	4.0	13	1
2021	Chiefs	13	117	9.0	34	1
2022	Chiefs	12	60	5.0	26	0
<b>TOTALS</b>		<b>67</b>	<b>384</b>	<b>5.7</b>	<b>34</b>	<b>5</b>

## 2022 GAME-BY-GAME REGULAR SEASON STATISTICS (CHIEFS)

DATE	OPPONENT	P/S	PASSING											RUSHING				W/L	SCORE
			ATT	CMP	YDS	PCT	Y/A	Y/C	TD	INT	LG	SK/YD	RATE	ATT	YDS	LG	TD		
09/11	at Cardinals	S	39	30	360	76.9	9.2	12.0	5	0	35	0/0	144.2	3	5	4	0	W	44-21
09/15	Chargers	S	35	24	235	68.6	6.7	9.8	2	0	41t	1/9	106.2	2	-1	0	0	W	27-24
09/25	at Colts	S	35	20	262	57.1	7.5	13.1	1	1	53	1/5	78.5	4	26	10	0	L	17-20
10/02	at Buccaneers	S	37	23	249	62.2	6.7	10.8	3	1	36	3/21	97.7	4	34	11	0	W	41-31
10/10	Raiders	S	43	29	292	67.4	6.8	10.1	4	0	36	3/27	117.6	4	28	16	0	W	30-29
10/16	Bills	S	40	25	338	62.5	8.5	13.5	2	2	42t	3/19	85.2	4	21	10	0	L	20-24
10/23	at 49ers	S	34	25	423	73.5	12.4	16.9	3	1	57	1/6	132.4	0	0	0	0	W	44-23
11/06	Titans	S	68	43	446	63.2	6.6	10.4	1	1	33	4/24	80.9	6	63	20	1	W	20-17+
11/13	Jaguars	S	35	26	331	74.3	9.5	12.7	4	1	46	0/0	129.6	7	39	19	0	W	27-17
11/20	at Chargers	S	34	20	329	58.8	9.7	16.5	3	0	40	1/7	120.8	4	23	16	0	W	30-27
11/27	Rams	S	42	27	320	64.3	7.6	11.9	1	1	39t	0/0	85.4	4	36	13	0	W	26-10
12/04	at Bengals	S	27	16	223	59.3	8.3	13.9	1	0	42	2/12	98.2	2	9	6	1	L	24-27
12/11	at Broncos	S	42	28	352	66.7	8.4	12.6	3	3	56t	2/10	86.6	3	-3	-1	0	W	34-28
12/18	at Texans	S	41	36	336	87.8	8.2	9.3	2	0	21	2/23	117.1	5	33	14	1	W	30-24+
12/24	Seahawks	S	28	16	224	57.1	8.0	14.0	2	0	52	1/4	106.8	2	8	5	1	W	24-10
01/01	Broncos	S	42	29	328	69.0	7.8	11.3	3	1	38	0/0	106.1	4	8	4	0	W	27-24
01/07	at Raiders	S	26	18	202	69.2	7.8	11.2	1	0	67	2/21	105.0	3	29	14	0	W	31-13
<b>2022 TOTALS</b>		<b>17-17</b>	<b>648</b>	<b>435</b>	<b>5,250</b>	<b>67.1</b>	<b>8.1</b>	<b>12.1</b>	<b>41</b>	<b>12</b>	<b>67</b>	<b>26/188</b>	<b>105.2</b>	<b>61</b>	<b>358</b>	<b>20</b>	<b>4</b>	<b>14-3</b>	

+ - Overtime

## 2022 GAME-BY-GAME POSTSEASON STATISTICS (CHIEFS)

DATE	OPPONENT	P/S	PASSING											RUSHING				W/L	SCORE
			ATT	CMP	YDS	PCT	Y/A	Y/C	TD	INT	LG	SK/YD	RATE	ATT	YDS	LG	TD		
01/21	Jaguars	S	30	22	195	73.3	6.5	8.9	2	0	27	0/0	112.5	3	8	5	0	W	27-20
01/29	Bengals	S	43	29	326	67.4	7.6	11.2	2	0	29	3/11	105.4	3	8	5	0	W	23-20
02/12	at Eagles	S	27	21	182	77.8	6.7	8.7	3	0	22	0/0	131.8	6	44	26	0	W	38-35
<b>2022 TOTALS</b>		<b>3-3</b>	<b>100</b>	<b>72</b>	<b>703</b>	<b>72.0</b>	<b>7.0</b>	<b>9.8</b>	<b>7</b>	<b>0</b>	<b>29</b>	<b>3/11</b>	<b>114.7</b>	<b>12</b>	<b>60</b>	<b>26</b>	<b>0</b>	<b>3-0</b>	





# UPDATED PLAYER BIOS

## 300-YARD PASSING GAMES (41): REGULAR SEASON

DATE	TEAM	NO.	YDS.	AVG.	LG	TD
09/16/18	at Steelers	23	326	14.2	40	6
09/23/18	49ERS	24	314	13.1	42	3
10/01/18	at Broncos	28	304	10.9	35	1
10/07/18	JAGUARS	22	313	14.2	40	0
10/14/18	at Patriots	23	352	15.3	75t	4
10/21/18	BENGALS	28	358	12.8	50	4
10/28/18	BRONCOS	24	303	12.6	40	4
11/04/18	at Browns	23	375	16.3	50t	3
11/19/18	at Rams	33	478	14.5	73t	6
12/09/18	RAVENS	35	377	10.8	48	2
09/08/19	at Jaguars	25	378	15.1	68t	3
09/15/19	at Raiders	30	443	14.8	44t	4
09/22/19	RAVENS	27	374	13.9	83t	3
09/29/19	at Lions	24	315	13.1	33	0
10/06/19	COLTS	22	321	14.6	31	1
11/10/19	at Titans	36	446	12.4	63t	3
12/15/19	BRONCOS	27	340	12.6	41t	2
09/20/20	at Chargers	27	302	11.2	54t	2
09/28/20	at Ravens	31	385	12.4	49t	4
10/11/20	RAIDERS	22	340	15.5	37	2
11/01/20	JETS	31	416	13.4	41t	5
11/08/20	PANTHERS	30	372	12.4	44	4
11/22/20	at Raiders	34	348	10.2	22t	2
11/29/20	at Buccaneers	37	462	12.5	75t	3
12/06/20	BRONCOS	25	318	12.7	30	1
12/13/20	at Dolphins	24	393	16.4	44t	2
09/12/21	BROWNS	27	337	12.5	75t	3
09/19/21	at Ravens	24	343	14.3	46t	3
10/17/21	at Commanders	32	397	12.4	49	2
11/14/21	at Raiders	35	406	11.6	38t	5
12/16/21	at Chargers	31	410	13.2	69	3
09/11/22	at Cardinals	30	360	12.0	35	5
10/16/22	BILLS	25	338	13.5	42t	2
10/23/22	at 49ers	25	423	16.9	57	3
11/06/22	TITANS	43	446	10.4	33	1
11/13/22	JAGUARS	26	331	12.7	46	4
11/20/22	at Chargers	20	329	16.5	40	3
11/27/22	RAMS	27	320	11.9	39t	1
12/11/22	at Broncos	28	352	12.6	56t	3
12/18/22	at Texans	36	336	9.3	21	2
01/01/23	BRONCOS	29	328	11.3	38	3

## 300-YARD PASSING GAMES (5): POSTSEASON


DATE	TEAM	NO.	YDS.	AVG.	LG	TD
01/12/20	TEXANS	23	321	14.0	48	5
01/24/21	BILLS	29	325	11.2	71	3
01/16/22	STEELERS	30	404	13.5	48t	5
01/23/22	BILLS	33	378	11.5	64t	3
01/29/23	BENGALS	29	326	11.2	29	2



# UPDATED PLAYER BIOS



# TRENT MCDUFFIE



**CORNERBACK #22**  
**WASHINGTON**

**2<sup>ND</sup>** YEAR IN THE NFL

**2<sup>ND</sup>** YEAR WITH THE CHIEFS

HEIGHT: 5'11"  
WEIGHT: 193 LBS  
DRAFTED: D1A-22  
BIRTHDAY: 9/13/00

## TRENT MCDUFFIE'S NFL REGULAR SEASON DEFENSIVE STATISTICS

DATE	TEAM	GP	GS	TACKLES							INTERCEPTIONS					O. FUMB				ST				MISC			
				TK	S	A	TFL	YDS	SK	YDS	QBH	NO	YDS	LG	TD	PD	FF	FR	TD	YDS	TK	S	A	FF	FR	S	A
2022	Chiefs	11	11	44	28	16	1	2	1.0	12.0	1	0	0	0	0	7	1	0	0	0	0	0	0	0	0	0	0
<b>NFL TOTALS</b>		<b>11</b>	<b>11</b>	<b>44</b>	<b>28</b>	<b>16</b>	<b>1</b>	<b>2</b>	<b>1.0</b>	<b>12.0</b>	<b>1</b>	<b>0</b>	<b>0</b>	<b>0</b>	<b>0</b>	<b>7</b>	<b>1</b>	<b>0</b>	<b>0</b>	<b>0</b>	<b>0</b>	<b>0</b>	<b>0</b>	<b>0</b>	<b>0</b>	<b>0</b>	<b>0</b>

## TRENT MCDUFFIE'S NFL POSTSEASON DEFENSIVE STATISTICS

DATE	TEAM	GP	GS	TACKLES							INTERCEPTIONS					O. FUMB				ST				MISC			
				TK	S	A	TFL	YDS	SK	YDS	QBH	NO	YDS	LG	TD	PD	FF	FR	TD	YDS	TK	S	A	FF	FR	S	A
2022	Chiefs	3	3	15	13	2	1	0	0.0	0.0	0	0	0	0	0	3	1	0	0	0	0	0	0	0	0	0	0
<b>NFL TOTALS</b>		<b>3</b>	<b>3</b>	<b>15</b>	<b>13</b>	<b>2</b>	<b>1</b>	<b>0</b>	<b>0.0</b>	<b>0.0</b>	<b>0</b>	<b>0</b>	<b>0</b>	<b>0</b>	<b>0</b>	<b>3</b>	<b>1</b>	<b>0</b>	<b>0</b>	<b>0</b>	<b>0</b>	<b>0</b>	<b>0</b>	<b>0</b>	<b>0</b>	<b>0</b>	<b>0</b>

## 2022 GAME-BY-GAME REGULAR-SEASON STATISTICS (CHIEFS)

DATE	OPPONENT	P/S	TACKLES							INTERCEPTIONS					O. FUMB				ST				MISC		W/L	SCORE							
			TK	S	A	SK	YDS	TFL	YDS	QBH	NO	YDS	LG	TD	PD	FF	FR	TD	YDS	TK	S	A	FF	FR			S	A					
09/11	at Cardinals	S	1	1	0	0.0	0.0	0	0	0	0	0	0	0	0	0	0	0	0	0	0	0	0	0	0	0	0	0	0	0	0	W	44-21
09/15	Chargers																															W	27-24
09/25	at Colts																															L	17-20
10/02	at Buccaneers																															W	41-31
10/10	Raiders																															W	30-29
10/16	Bills																															L	20-24
10/23	at 49ers																															W	44-23
11/06	Titans	S	2	1	1	0.0	0.0	0	0	0	0	0	0	0	0	1	0	0	0	0	0	0	0	0	0	0	0	0	0	0	0	W	20-17+
11/13	Jaguars	S	7	4	3	0.0	0.0	1	2	0	0	0	0	0	2	0	0	0	0	0	0	0	0	0	0	0	0	0	0	0	0	W	27-17
11/20	at Chargers	S	6	3	3	0.0	0.0	0	0	0	0	0	0	0	0	0	0	0	0	0	0	0	0	0	0	0	0	0	0	0	0	W	30-27
11/27	Rams	S	2	2	0	0.0	0.0	0	0	0	0	0	0	0	2	0	0	0	0	0	0	0	0	0	0	0	0	0	0	0	0	W	26-10
12/04	at Bengals	S	6	4	2	0.0	0.0	0	0	0	0	0	0	0	0	0	0	0	0	0	0	0	0	0	0	0	0	0	0	0	0	L	24-27
12/11	at Broncos	S	0	0	0	0.0	0.0	0	0	0	0	0	0	0	1	0	0	0	0	0	0	0	0	0	0	0	0	0	0	0	0	W	34-28
12/18	at Texans	S	1	1	0	0.0	0.0	0	0	0	0	0	0	0	0	0	0	0	0	0	0	0	0	0	0	0	0	0	0	0	0	W	30-24+
12/24	Seahawks	S	5	2	3	0.0	0.0	0	0	0	0	0	0	0	0	0	0	0	0	0	0	0	0	0	0	0	0	0	0	0	0	W	24-10
01/01	Broncos	S	7	4	3	1.0	12.0	0	0	1	0	0	0	0	0	1	0	0	0	0	0	0	0	0	0	0	0	0	0	0	0	W	27-24
01/07	at Raiders	S	7	6	1	0.0	0.0	0	0	0	0	0	0	0	1	0	0	0	0	0	0	0	0	0	0	0	0	0	0	0	0	W	31-13
<b>2022 TOTALS</b>		<b>11-11</b>	<b>44</b>	<b>28</b>	<b>16</b>	<b>1.0</b>	<b>12.0</b>	<b>1</b>	<b>2</b>	<b>1</b>	<b>0</b>	<b>0</b>	<b>0</b>	<b>0</b>	<b>7</b>	<b>1</b>	<b>0</b>	<b>0</b>	<b>0</b>	<b>0</b>	<b>0</b>	<b>0</b>	<b>0</b>	<b>0</b>	<b>0</b>	<b>0</b>	<b>0</b>	<b>0</b>	<b>0</b>	<b>0</b>	<b>14-3</b>		

+ - Overtime

## 2022 GAME-BY-GAME POSTSEASON STATISTICS (CHIEFS)

DATE	OPPONENT	P/S	TACKLES							INTERCEPTIONS					O. FUMB				ST				MISC		W/L	SCORE							
			TK	S	A	SK	YDS	TFL	YDS	QBH	NO	YDS	LG	TD	PD	FF	FR	TD	YDS	TK	S	A	FF	FR			S	A					
01/21	Jaguars	S	4	3	1	0.0	0.0	0	0	0	0	0	0	0	1	0	0	0	0	0	0	0	0	0	0	0	0	0	0	0	0	W	27-20
01/29	Bengals	S	6	6	0	0.0	0.0	1	0	0	0	0	0	0	2	0	0	0	0	0	0	0	0	0	0	0	0	0	0	0	0	W	23-20
02/12	at Eagles	S	5	4	1	0.0	0.0	0	0	0	0	0	0	0	0	1	0	0	0	0	0	0	0	0	0	0	0	0	0	0	0	W	38-35
<b>2022 TOTALS</b>		<b>3-3</b>	<b>15</b>	<b>13</b>	<b>2</b>	<b>0.0</b>	<b>0.0</b>	<b>1</b>	<b>0</b>	<b>0</b>	<b>0</b>	<b>0</b>	<b>0</b>	<b>0</b>	<b>3</b>	<b>1</b>	<b>0</b>	<b>0</b>	<b>0</b>	<b>0</b>	<b>0</b>	<b>0</b>	<b>0</b>	<b>0</b>	<b>0</b>	<b>0</b>	<b>0</b>	<b>0</b>	<b>0</b>	<b>0</b>	<b>3-0</b>		

# UPDATED PLAYER BIOS



## JERICK MCKINNON



**RUNNING BACK #1**  
**GEORGIA SOUTHERN**

**10<sup>TH</sup>** YEAR IN THE NFL

**3<sup>RD</sup>** YEAR WITH THE CHIEFS

HEIGHT: 5'9"  
WEIGHT: 209 LBS  
DRAFTED: FA-21  
BIRTHDAY: 5/3/92

### JERICK MCKINNON'S NFL REGULAR SEASON RUSHING/RECEIVING STATISTICS

DATE	TEAM	RUSHING							RECEIVING				
		GP	GS	NO.	YDS.	AVG.	LG	TD	NO.	YDS.	AVG.	LG	TD
2014	Vikings	11	6	113	538	4.8	55	0	27	135	5.0	17	0
2015	Vikings	16	0	52	271	5.2	68t	2	21	173	8.2	30	1
2016	Vikings	15	7	159	539	3.4	36	2	43	255	5.9	41	2
2017	Vikings	16	1	150	570	3.8	58t	3	51	421	8.3	41	2
2018	49ers	0	0	0	0	0.0	0	0	0	0	0.0	0	0
2019	49ers	0	0	0	0	0.0	0	0	0	0	0.0	0	0
2020	49ers	16	4	81	319	3.9	55	5	33	253	7.7	26	1
2021	Chiefs	13	0	12	62	5.2	18	0	13	107	8.2	14t	1
2022	Chiefs	17	0	72	291	4.0	30	1	56	512	9.1	56t	9
<b>NFL TOTALS</b>		<b>104</b>	<b>18</b>	<b>639</b>	<b>2,590</b>	<b>4.1</b>	<b>68T</b>	<b>13</b>	<b>244</b>	<b>1,856</b>	<b>7.6</b>	<b>56T</b>	<b>16</b>

### JERICK MCKINNON'S NFL POSTSEASON RUSHING/RECEIVING STATISTICS

DATE	TEAM	RUSHING							RECEIVING				
		GP	GS	NO.	YDS.	AVG.	LG	TD	NO.	YDS.	AVG.	LG	TD
2015	Vikings	1	0	2	7	3.5	6	0	3	22	7.3	9	0
2017	Vikings	2	0	18	74	4.1	14t	1	14	92	6.6	13	0
2019	49ers	0	0	0	0	0.0	0	0	0	0	0.0	0	0
2021	Chiefs	3	3	34	150	4.4	15	0	14	165	11.8	23	1
2022	Chiefs	3	0	19	60	3.2	14	0	5	32	6.4	13	0
<b>NFL TOTALS</b>		<b>9</b>	<b>3</b>	<b>73</b>	<b>291</b>	<b>4.0</b>	<b>15</b>	<b>1</b>	<b>36</b>	<b>311</b>	<b>8.6</b>	<b>23</b>	<b>1</b>

### JERICK MCKINNON'S NFL REGULAR SEASON RETURN STATISTICS

DATE	TEAM	KICKOFF RETURNS					PUNT RETURNS					
		RET.	YDS.	AVG.	LG	TD	NO.	FC	YDS.	AVG.	LG	TD
2014	Vikings	0	0	0.0	0	0	0	0	0	0.0	0	0
2015	Vikings	1	24	24.0	24	0	0	0	0	0.0	0	0
2016	Vikings	0	0	0.0	0	0	0	0	0	0.0	0	0
2017	Vikings	12	312	26.0	39	0	0	0	0	0.0	0	0
2018	49ers	0	0	0.0	0	0	0	0	0	0.0	0	0
2019	49ers	0	0	0.0	0	0	0	0	0	0.0	0	0
2020	49ers	12	239	19.9	30	0	0	0	0	0.0	0	0
2021	Chiefs	0	0	0.0	0	0	0	0	0	0.0	0	0
2022	Chiefs	0	0	0.0	0	0	0	0	0	0.0	0	0
<b>NFL TOTALS</b>		<b>25</b>	<b>575</b>	<b>23.0</b>	<b>39</b>	<b>0</b>	<b>0</b>	<b>0</b>	<b>0</b>	<b>0.0</b>	<b>0</b>	<b>0</b>

# UPDATED PLAYER BIOS

## JERICK MCKINNON'S NFL POSTSEASON RETURN STATISTICS

DATE	TEAM	KICKOFF RETURNS					PUNT RETURNS					
		RET.	YDS.	AVG.	LG	TD	NO.	FC	YDS.	AVG.	LG	TD
2015	Vikings	0	0	0.0	0	0	0	0	0	0.0	0	0
2017	Vikings	0	0	0.0	0	0	0	0	0	0.0	0	0
2019	49ers	0	0	0.0	0	0	0	0	0	0.0	0	0
2021	Chiefs	0	0	0.0	0	0	0	0	0	0.0	0	0
2022	Chiefs	0	0	0.0	0	0	0	0	0	0.0	0	0
<b>NFL TOTALS</b>		<b>0</b>	<b>0</b>	<b>0.0</b>	<b>0</b>	<b>0</b>	<b>0</b>	<b>0</b>	<b>0</b>	<b>0.0</b>	<b>0</b>	<b>0</b>

## 2022 GAME-BY-GAME REGULAR-SEASON STATISTICS (CHIEFS)

DATE	OPPONENT	P/S	RUSHING					RECEIVING					W/L	SCORE
			NO.	YDS.	AVG.	LG	TD	NO.	YDS.	AVG.	LG	TD		
09/11	at Cardinals	P	4	22	5.5	18	0	3	27	9.0	18	0	W	44-21
09/15	Chargers	P	4	12	3.0	5	0	2	4	2.0	9t	1	W	27-24
09/25	at Colts	P	7	20	2.9	6	0	0	0	0.0	0	0	L	17-20
10/02	at Buccaneers	P	2	-1	-0.5	0	0	1	1	1.0	1	0	W	41-31
10/10	Raiders	P	8	53	6.6	30	0	2	19	9.5	12	0	W	30-29
10/16	Bills	P	2	1	0.5	1	0	3	29	9.7	19	0	L	20-24
10/23	at 49ers	P	2	12	6.0	9	0	2	36	18.0	34	0	W	44-23
11/06	Titans	P	3	4	1.3	3	0	6	40	6.7	16	0	W	20-17+
11/13	Jaguars	P	1	2	2.0	2	0	6	56	9.3	19	0	W	27-17
11/20	at Chargers	P	6	24	4.0	7	0	1	0	0.0	0	0	W	30-27
11/27	Rams	P	0	0	0.0	0	0	3	26	8.7	11	0	W	26-10
12/04	at Bengals	P	8	51	6.4	14	0	2	9	4.5	7	1	L	24-27
12/11	at Broncos	P	6	22	3.7	7	0	7	112	16.0	56t	2	W	34-28
12/18	at Texans	P	10	52	5.2	26t	1	8	70	8.8	21	1	W	30-24+
12/24	Seahawks	P	5	7	1.4	5	0	3	31	10.3	16	1	W	24-10
01/01	Broncos	P	2	4	2.0	4	0	5	52	10.4	28	2	W	27-24
01/07	at Raiders	P	2	6	3.0	7	0	2	0	0.0	2t	1	W	31-13
<b>2022 TOTALS</b>		<b>17-0</b>	<b>72</b>	<b>291</b>	<b>4.0</b>	<b>30</b>	<b>1</b>	<b>56</b>	<b>512</b>	<b>9.1</b>	<b>56T</b>	<b>9</b>	<b>14-3</b>	

+ - Overtime


## 2022 GAME-BY-GAME POSTSEASON STATISTICS (CHIEFS)

DATE	OPPONENT	P/S	RUSHING					RECEIVING					W/L	SCORE
			NO.	YDS.	AVG.	LG	TD	NO.	YDS.	AVG.	LG	TD		
01/21	Jaguars	P	11	25	2.3	7	0	0	0	0.0	0	0	W	27-20
01/29	Bengals	P	4	1	0.3	4	0	2	17	8.5	13	0	W	23-20
02/12	at Eagles	P	4	34	8.5	14	0	3	15	5.0	7	0	W	38-35
<b>2022 TOTALS</b>		<b>3-0</b>	<b>19</b>	<b>60</b>	<b>3.2</b>	<b>14</b>	<b>0</b>	<b>5</b>	<b>32</b>	<b>6.4</b>	<b>13</b>	<b>0</b>	<b>3-0</b>	



**SKYY  
MOORE**

**WIDE RECEIVER #24**  
**WESTERN MICHIGAN**



**2ND** YEAR IN THE NFL

**2ND** YEAR WITH THE CHIEFS

HEIGHT: 5'10"  
WEIGHT: 195 LBS  
DRAFTED: D2A-22  
BIRTHDAY: 9/10/00

## SKYY MOORE'S NFL REGULAR SEASON RUSHING/RECEIVING STATISTICS

DATE	TEAM	GP	GS	RECEIVING					RUSHING				
				NO.	YDS.	AVG.	LG	TD	NO.	YDS.	AVG.	LG	TD
2022	Chiefs	16	3	22	250	11.4	30	0	3	24	8.0	12	0
<b>NFL TOTALS</b>		<b>16</b>	<b>3</b>	<b>22</b>	<b>250</b>	<b>11.4</b>	<b>30</b>	<b>0</b>	<b>3</b>	<b>24</b>	<b>8.0</b>	<b>12</b>	<b>0</b>



# UPDATED PLAYER BIOS

## SKYY MOORE'S NFL POSTSEASON RUSHING/RECEIVING STATISTICS

DATE	TEAM	GP	GS	RECEIVING					RUSHING				
				NO.	YDS.	AVG.	LG	TD	NO.	YDS.	AVG.	LG	TD
2022	Chiefs	3	0	5	17	3.4	8	1	2	7	3.5	4	0
<b>NFL TOTALS</b>		<b>3</b>	<b>0</b>	<b>5</b>	<b>17</b>	<b>3.4</b>	<b>8</b>	<b>1</b>	<b>2</b>	<b>7</b>	<b>3.5</b>	<b>4</b>	<b>0</b>

## SKYY MOORE'S NFL REGULAR SEASON RETURN STATISTICS

DATE	TEAM	KICKOFF RETURNS					PUNT RETURNS					
		RET.	YDS.	AVG.	LG	TD	NO.	FC	YDS.	AVG.	LG	TD
2022	Chiefs	3	50	16.7	23	0	14	4	86	6.1	15	0
<b>NFL TOTALS</b>		<b>3</b>	<b>50</b>	<b>16.7</b>	<b>23</b>	<b>0</b>	<b>14</b>	<b>4</b>	<b>86</b>	<b>6.1</b>	<b>15</b>	<b>0</b>

## SKYY MOORE'S NFL POSTSEASON RETURN STATISTICS

DATE	TEAM	KICKOFF RETURNS					PUNT RETURNS					
		RET.	YDS.	AVG.	LG	TD	NO.	FC	YDS.	AVG.	LG	TD
2022	Chiefs	1	18	18.0	18	0	2	0	29	14.5	29	0
<b>NFL TOTALS</b>		<b>1</b>	<b>18</b>	<b>18.0</b>	<b>18</b>	<b>0</b>	<b>2</b>	<b>0</b>	<b>29</b>	<b>14.5</b>	<b>29</b>	<b>0</b>

## 2022 GAME-BY-GAME REGULAR-SEASON STATISTICS (CHIEFS)

DATE	OPPONENT	P/S	RECEIVING					RUSHING					W/L	SCORE
			NO.	YDS.	AVG.	LG	TD	NO.	YDS.	AVG.	LG	TD		
09/11	at Cardinals	P	1	30	30.0	30	0	0	0	0.0	0	0	W	44-21
09/15	Chargers	P	0	0	0.0	0	0	0	0	0.0	0	0	W	27-24
09/25	at Colts	P	0	0	0.0	0	0	0	0	0.0	0	0	L	17-20
10/02	at Buccaneers	S	2	31	15.5	16	0	0	0	0.0	0	0	W	41-31
10/10	Raiders	S	2	15	7.5	8	0	0	0	0.0	0	0	W	30-29
10/16	Bills	P	1	24	24.0	24	0	0	0	0.0	0	0	L	20-24
10/23	at 49ers	P	0	0	0.0	0	0	0	0	0.0	0	0	W	44-23
11/06	Titans	P	0	0	0.0	0	0	0	0	0.0	0	0	W	20-17+
11/13	Jaguars	P	1	6	6.0	6	0	0	0	0.0	0	0	W	27-17
11/20	at Chargers	P	5	63	12.6	18	0	0	0	0.0	0	0	W	30-27
11/27	Rams	S	5	36	7.2	18	0	0	0	0.0	0	0	W	26-10
12/04	at Bengals	P	0	0	0.0	0	0	1	12	12.0	12	0	L	24-27
12/11	at Broncos	P	1	7	7.0	7	0	0	0	0.0	0	0	W	34-28
12/18	at Texans	P	0	0	0.0	0	0	2	12	6.0	9	0	W	30-24+
12/24	Seahawks	P	1	5	5.0	5	0	0	0	0.0	0	0	W	24-10
01/01	Broncos	P	3	33	11.0	18	0	0	0	0.0	0	0	W	27-24
01/07	at Raiders												W	31-13
<b>2022 TOTALS</b>			<b>16-3</b>	<b>22</b>	<b>250</b>	<b>11.4</b>	<b>30</b>	<b>0</b>	<b>3</b>	<b>24</b>	<b>8.0</b>	<b>12</b>	<b>0</b>	<b>14-3</b>

+ - Overtime

## 2022 GAME-BY-GAME POSTSEASON STATISTICS (CHIEFS)

DATE	OPPONENT	P/S	RECEIVING					RUSHING					W/L	SCORE
			NO.	YDS.	AVG.	LG	TD	NO.	YDS.	AVG.	LG	TD		
01/21	Jaguars	P	1	0	0.0	0	0	1	3	3.0	3	0	W	27-20
01/29	Bengals	P	3	13	4.3	8	0	0	0	0.0	0	0	W	23-20
02/12	at Eagles	P	1	4	4.0	4t	1	1	4	4.0	4	0	W	38-35
<b>2022 TOTALS</b>			<b>3-0</b>	<b>5</b>	<b>17</b>	<b>3.4</b>	<b>8</b>	<b>1</b>	<b>2</b>	<b>7</b>	<b>3.5</b>	<b>4</b>	<b>0</b>	<b>3-0</b>



# UPDATED PLAYER BIOS



## WANYA MORRIS

**OFFENSIVE LINEMAN #64**  
OKLAHOMA

**ROOKIE**

HEIGHT: 6'6"  
WEIGHT: 307 LBS  
DRAFTED: D3-23  
BIRTHDAY: 10/10/00



## LUCAS NIANG

**TACKLE #77**  
TCU

**3<sup>RD</sup>** YEAR IN THE NFL

**3<sup>RD</sup>** YEAR WITH THE CHIEFS

HEIGHT: 6'6"  
WEIGHT: 315 LBS  
DRAFTED: D3-20  
BIRTHDAY: 8/18/98



### LUCAS NIANG'S NFL REGULAR SEASON STATISTICS

DATE	TEAM	GP	GS
2020	Chiefs	0	0
2021	Chiefs	12	9
2022	Chiefs	7	0
<b>NFL TOTALS</b>		<b>19</b>	<b>9</b>

### LUCAS NIANG'S NFL POSTSEASON STATISTICS

DATE	TEAM	GP	GS
2020	Chiefs	0	0
2021	Chiefs	0	0
2022	Chiefs	3	0
<b>NFL TOTALS</b>		<b>3</b>	<b>0</b>

# UPDATED PLAYER BIOS

## 2022 GAME-BY-GAME REGULAR-SEASON STATISTICS (CHIEFS)

DATE	OPPONENT	P/S		W/L	SCORE
09/11	at Cardinals		RESERVE/PHYSICALLY-UNABLE-TO-PERFORM	W	44-21
09/15	Chargers		RESERVE/PHYSICALLY-UNABLE-TO-PERFORM	W	27-24
09/25	at Colts		RESERVE/PHYSICALLY-UNABLE-TO-PERFORM	L	17-20
10/02	at Buccaneers		RESERVE/PHYSICALLY-UNABLE-TO-PERFORM	W	41-31
10/10	Raiders		RESERVE/PHYSICALLY-UNABLE-TO-PERFORM	W	30-29
10/16	Bills		RESERVE/PHYSICALLY-UNABLE-TO-PERFORM	L	20-24
10/23	at 49ers		RESERVE/PHYSICALLY-UNABLE-TO-PERFORM	W	44-23
11/06	Titans		RESERVE/PHYSICALLY-UNABLE-TO-PERFORM	W	20-17+
11/13	Jaguars		RESERVE/PHYSICALLY-UNABLE-TO-PERFORM	W	27-17
11/20	at Chargers		RESERVE/PHYSICALLY-UNABLE-TO-PERFORM	W	30-27
11/27	Rams	P		W	26-10
12/04	at Bengals	P		L	24-27
12/11	at Broncos	P		W	34-28
12/18	at Texans	P		W	30-24+
12/24	Seahawks	P		W	24-10
01/01	Broncos	P		W	27-24
01/07	at Raiders	P		W	31-13
<b>2022 TOTALS</b>		<b>7-0</b>		<b>14-3</b>	

+ - Overtime

## 2022 GAME-BY-GAME POSTSEASON STATISTICS (CHIEFS)

DATE	OPPONENT	P/S		W/L	SCORE
01/21	Jaguars	P		W	27-20
01/29	Bengals	P		W	23-20
02/12	at Eagles	P		W	38-35
<b>2022 TOTALS</b>		<b>3-0</b>		<b>3-0</b>	



# DERRICK NNADI

**DEFENSIVE TACKLE #91**  
FLORIDA STATE




**6TH** YEAR IN THE NFL

**6TH** YEAR WITH THE CHIEFS

HEIGHT: 6'1"  
WEIGHT: 317 LBS  
DRAFTED: D3A-18  
BIRTHDAY: 5/9/96

## DERRICK NNADI'S NFL REGULAR SEASON DEFENSIVE STATISTICS

DATE	TEAM	GP	GS	TACKLES							INTERCEPTIONS					O. FUMB				ST			MISC					
				TK	S	A	TFL	YDS	SK	YDS	QBH	NO	YDS	LG	TD	PD	FF	FR	TD	YDS	TK	S	A	FF	FR	S	A	
2018	Chiefs	16	11	35	17	18	0	0	0.0	0.0	0	0	0	0	0	0	0	0	0	0	0	0	0	0	0	0	0	0
2019	Chiefs	16	16	48	18	30	3	3	1.0	1.0	1	1	0	0	0	1	1	0	0	0	0	0	0	0	0	0	0	0
2020	Chiefs	15	15	47	23	24	0	0	0.0	0.0	1	0	0	0	0	0	0	0	0	0	0	0	0	0	0	0	0	0
2021	Chiefs	17	10	38	21	17	2	10	3.0	10.0	5	0	0	0	0	0	0	0	0	0	0	0	0	0	0	0	0	0
2022	Chiefs	17	17	25	11	14	1	4	0.0	0.0	0	0	0	0	0	0	0	0	0	0	0	0	0	0	0	0	0	0
<b>NFL TOTALS</b>		<b>81</b>	<b>69</b>	<b>193</b>	<b>90</b>	<b>103</b>	<b>6</b>	<b>17</b>	<b>4.0</b>	<b>11.0</b>	<b>7</b>	<b>1</b>	<b>0</b>	<b>0</b>	<b>0</b>	<b>1</b>	<b>1</b>	<b>0</b>	<b>0</b>	<b>0</b>	<b>0</b>	<b>0</b>	<b>0</b>	<b>0</b>	<b>0</b>	<b>0</b>	<b>0</b>	<b>0</b>

# UPDATED PLAYER BIOS

## DERRICK NNADI'S NFL POSTSEASON DEFENSIVE STATISTICS

DATE	TEAM	GP	GS	TACKLES								INTERCEPTIONS					O. FUMB				ST				MISC	
				TK	S	A	TFL	YDS	SK	YDS	QBH	NO	YDS	LG	TD	PD	FF	FR	TD	YDS	TK	S	A	FF	FR	S
2018	Chiefs	2	2	8	1	7	1	6	0.0	0.0	1	0	0	0	0	0	0	0	0	0	0	0	0	0	0	0
2019	Chiefs	3	3	7	4	3	1	1	0.0	0.0	0	0	0	0	0	0	0	0	0	0	0	0	0	0	0	
2020	Chiefs	3	3	11	3	8	0	0	0.0	0.0	0	0	0	0	0	0	0	0	0	0	0	0	0	0	0	
2021	Chiefs	3	0	4	2	2	0	0	0.0	0.0	1	0	0	0	0	0	0	0	0	0	0	0	0	0	0	
2022	Chiefs	3	3	3	1	2	1	8	1.0	8.0	1	0	0	0	0	0	0	0	0	0	0	0	0	0	0	
<b>NFL TOTALS</b>		<b>14</b>	<b>11</b>	<b>33</b>	<b>11</b>	<b>22</b>	<b>3</b>	<b>15</b>	<b>1.0</b>	<b>8.0</b>	<b>3</b>	<b>0</b>	<b>0</b>	<b>0</b>	<b>0</b>	<b>0</b>	<b>0</b>	<b>0</b>	<b>0</b>	<b>0</b>	<b>0</b>	<b>0</b>	<b>0</b>	<b>0</b>	<b>0</b>	

## 2022 GAME-BY-GAME REGULAR-SEASON STATISTICS (CHIEFS)

DATE	OPPONENT	P/S	TACKLES								INTERCEPTIONS					O. FUMB				ST				MISC		W/L	SCORE
			TK	S	A	SK	YDS	TFL	YDS	QBH	NO	YDS	LG	TD	PD	FF	FR	TD	YDS	TK	S	A	FF	FR	S		
09/11	at Cardinals	S	0	0	0	0.0	0.0	0	0	0	0	0	0	0	0	0	0	0	0	0	0	0	0	0	0	W	44-21
09/15	Chargers	S	3	0	3	0.0	0.0	0	0	0	0	0	0	0	0	0	0	0	0	0	0	0	0	0	0	W	27-24
09/25	at Colts	S	1	1	0	0.0	0.0	0	0	0	0	0	0	0	0	0	0	0	0	0	0	0	0	0	L	17-20	
10/02	at Buccaneers	S	2	2	0	0.0	0.0	0	0	0	0	0	0	0	0	0	0	0	0	0	0	0	0	0	W	41-31	
10/10	Raiders	S	3	2	1	0.0	0.0	0	0	0	0	0	0	0	0	0	0	0	0	0	0	0	0	0	W	30-29	
10/16	Bills	S	2	1	1	0.0	0.0	0	0	0	0	0	0	0	0	0	0	0	0	0	0	0	0	0	L	20-24	
10/23	at 49ers	S	2	0	2	0.0	0.0	0	0	0	0	0	0	0	0	0	0	0	0	0	0	0	0	0	W	44-23	
11/06	Titans	S	2	0	2	0.0	0.0	0	0	0	0	0	0	0	0	0	0	0	0	0	0	0	0	0	W	20-17+	
11/13	Jaguars	S	0	0	0	0.0	0.0	0	0	0	0	0	0	0	0	0	0	0	0	0	0	0	0	0	W	27-17	
11/20	at Chargers	S	0	0	0	0.0	0.0	0	0	0	0	0	0	0	0	0	0	0	0	0	0	0	0	0	W	30-27	
11/27	Rams	S	2	0	2	0.0	0.0	0	0	0	0	0	0	0	0	0	0	0	0	0	0	0	0	0	W	26-10	
12/04	at Bengals	S	1	0	1	0.0	0.0	0	0	0	0	0	0	0	0	0	0	0	0	0	0	0	0	0	L	24-27	
12/11	at Broncos	S	2	1	1	0.0	0.0	1	4	0	0	0	0	0	0	0	0	0	0	0	0	0	0	0	W	34-28	
12/18	at Texans	S	1	1	0	0.0	0.0	0	0	0	0	0	0	0	0	0	0	0	0	0	0	0	0	0	W	30-24+	
12/24	Seahawks	S	3	2	1	0.0	0.0	0	0	0	0	0	0	0	0	0	0	0	0	0	0	0	0	0	W	24-10	
01/01	Broncos	S	1	1	0	0.0	0.0	0	0	0	0	0	0	0	0	0	0	0	0	0	0	0	0	0	W	27-24	
01/07	at Raiders	S	0	0	0	0.0	0.0	0	0	0	0	0	0	0	0	0	0	0	0	0	0	0	0	0	W	31-13	
<b>2022 TOTALS</b>		<b>17-17</b>	<b>25</b>	<b>11</b>	<b>14</b>	<b>0.0</b>	<b>0.0</b>	<b>1</b>	<b>4</b>	<b>0</b>	<b>0</b>	<b>0</b>	<b>0</b>	<b>0</b>	<b>0</b>	<b>0</b>	<b>0</b>	<b>0</b>	<b>0</b>	<b>0</b>	<b>0</b>	<b>0</b>	<b>0</b>	<b>0</b>	<b>14-3</b>		

+ - Overtime

## 2022 GAME-BY-GAME POSTSEASON STATISTICS (CHIEFS)

DATE	OPPONENT	P/S	TACKLES								INTERCEPTIONS					O. FUMB				ST				MISC		W/L	SCORE
			TK	S	A	SK	YDS	TFL	YDS	QBH	NO	YDS	LG	TD	PD	FF	FR	TD	YDS	TK	S	A	FF	FR	S		
01/21	Jaguars	S	2	1	1	1.0	8.0	1	8	1	0	0	0	0	0	0	0	0	0	0	0	0	0	0	0	W	27-20
01/29	Bengals	S	1	0	1	0.0	0.0	0	0	0	0	0	0	0	0	0	0	0	0	0	0	0	0	0	W	23-20	
02/12	at Eagles	S	0	0	0	0.0	0.0	0	0	0	0	0	0	0	0	0	0	0	0	0	0	0	0	0	W	38-35	
<b>2022 TOTALS</b>		<b>3-3</b>	<b>3</b>	<b>1</b>	<b>2</b>	<b>1.0</b>	<b>8.0</b>	<b>1</b>	<b>8</b>	<b>1</b>	<b>0</b>	<b>0</b>	<b>0</b>	<b>0</b>	<b>0</b>	<b>0</b>	<b>0</b>	<b>0</b>	<b>0</b>	<b>0</b>	<b>0</b>	<b>0</b>	<b>0</b>	<b>0</b>	<b>3-0</b>		




**ISAIAH  
NORMAN**

**SAFETY #46  
MARSHALL**

**ROOKIE**

HEIGHT: 6'0"  
WEIGHT: 206 LBS  
DRAFTED: CFA-23  
BIRTHDAY: 7/14/98





# UPDATED PLAYER BIOS



## CHRIS OLADOKUN



**QUARTERBACK #6**  
**SOUTH DAKOTA STATE**

**1<sup>ST</sup>** YEAR IN THE NFL

**1<sup>ST</sup>** YEAR WITH THE CHIEFS

HEIGHT: 6'2"  
WEIGHT: 195 LBS  
DRAFTED: FA-22  
BIRTHDAY: 9/3/97

### CHRIS OLADOKUN'S NFL REGULAR SEASON PASSING STATISTICS

DATE	TEAM	GP	GS	ATT.	CMP.	PCT.	YDS	AVG.	TD	INT.	LG	SK	LST	RATE
2022	Chiefs	0	0	0	0	0.0	0	0.0	0	0	0	0	0	0.0
<b>TOTALS</b>		<b>0</b>	<b>0</b>	<b>0</b>	<b>0</b>	<b>0.0</b>	<b>0</b>	<b>0.0</b>	<b>0</b>	<b>0</b>	<b>0</b>	<b>0</b>	<b>0</b>	<b>0.0</b>

### CHRIS OLADOKUN'S NFL POSTSEASON PASSING STATISTICS

DATE	TEAM	GP	GS	ATT.	CMP.	PCT.	YDS	AVG.	TD	INT.	LG	SK	LST	RATE
2022	Chiefs	0	0	0	0	0.0	0	0.0	0	0	0	0	0	0.0
<b>TOTALS</b>		<b>0</b>	<b>0</b>	<b>0</b>	<b>0</b>	<b>0.0</b>	<b>0</b>	<b>0.0</b>	<b>0</b>	<b>0</b>	<b>0</b>	<b>0</b>	<b>0</b>	<b>0.0</b>

### CHRIS OLADOKUN'S NFL REGULAR SEASON RUSHING STATISTICS

DATE	TEAM	NO.	YDS.	AVG.	LG	TD
2022	Chiefs	0	0	0.0	0	0
<b>TOTALS</b>		<b>0</b>	<b>0</b>	<b>0.0</b>	<b>0</b>	<b>0</b>

### CHRIS OLADOKUN'S NFL POSTSEASON RUSHING STATISTICS

DATE	TEAM	NO.	YDS.	AVG.	LG	TD
2022	Chiefs	0	0	0.0	0	0
<b>TOTALS</b>		<b>0</b>	<b>0</b>	<b>0.0</b>	<b>0</b>	<b>0</b>

### CHRIS OLADOKUN'S NFL REGULAR SEASON PASSING/RUSHING STATISTICS

DATE	TEAM	GP	GS	PASSING											RUSHING					
				ATT.	CMP.	PCT.	YDS	AVG.	TD	INT.	LG	SK	LST	RATE	NO.	YDS.	AVG.	LG	TD	
2022	Chiefs	0	0	0	0	0.0	0	0.0	0	0	0	0	0	0	0.0	0	0	0.0	0	0
<b>TOTALS</b>		<b>0</b>	<b>0</b>	<b>0</b>	<b>0</b>	<b>0.0</b>	<b>0</b>	<b>0.0</b>	<b>0</b>	<b>0</b>	<b>0</b>	<b>0</b>	<b>0</b>	<b>0</b>	<b>0.0</b>	<b>0</b>	<b>0</b>	<b>0.0</b>	<b>0</b>	<b>0</b>

### CHRIS OLADOKUN'S NFL POSTSEASON PASSING/RUSHING STATISTICS

DATE	TEAM	GP	GS	PASSING											RUSHING					
				ATT.	CMP.	PCT.	YDS	AVG.	TD	INT.	LG	SK	LST	RATE	NO.	YDS.	AVG.	LG	TD	
2022	Chiefs	0	0	0	0	0.0	0	0.0	0	0	0	0	0	0	0.0	0	0	0.0	0	0
<b>TOTALS</b>		<b>0</b>	<b>0</b>	<b>0</b>	<b>0</b>	<b>0.0</b>	<b>0</b>	<b>0.0</b>	<b>0</b>	<b>0</b>	<b>0</b>	<b>0</b>	<b>0</b>	<b>0</b>	<b>0.0</b>	<b>0</b>	<b>0</b>	<b>0.0</b>	<b>0</b>	<b>0</b>



# UPDATED PLAYER BIOS

## 2022 GAME-BY-GAME REGULAR-SEASON STATISTICS (CHIEFS)

DATE	OPPONENT	P/S	PASSING											RUSHING				W/L	SCORE				
			ATT	CMP	YDS	PCT	Y/A	Y/C	TD	INT	LG	SK/YD	RATE	ATT	YDS	LG	TD						
09/11	at Cardinals																					W	44-21
09/15	Chargers																					W	27-24
09/25	at Colts																					L	17-20
10/02	at Buccaneers																					W	41-31
10/10	Raiders																					W	30-29
10/16	Bills																					L	20-24
10/23	at 49ers																					W	44-23
11/06	Titans																					W	20-17+
11/13	Jaguars																					W	27-17
11/20	at Chargers																					W	30-27
11/27	Rams																					W	26-10
12/04	at Bengals																					L	24-27
12/11	at Broncos																					W	34-28
12/18	at Texans																					W	30-24+
12/24	Seahawks																					W	24-10
01/01	Broncos																					W	27-24
01/07	at Raiders																					W	31-13
<b>2022 TOTALS</b>		<b>0-0</b>	<b>0</b>	<b>0</b>	<b>0</b>	<b>0.0</b>	<b>0.0</b>	<b>0.0</b>	<b>0</b>	<b>0</b>	<b>0</b>	<b>0</b>	<b>0</b>	<b>0</b>	<b>0.0</b>	<b>0</b>	<b>0</b>	<b>0</b>	<b>0</b>	<b>0</b>	<b>0</b>	<b>14-3</b>	

+ - Overtime

## 2022 GAME-BY-GAME POSTSEASON STATISTICS (CHIEFS)

DATE	OPPONENT	P/S	PASSING											RUSHING				W/L	SCORE				
			ATT	CMP	YDS	PCT	Y/A	Y/C	TD	INT	LG	SK/YD	RATE	ATT	YDS	LG	TD						
01/21	Jaguars																					W	27-20
01/29	Bengals																					W	23-20
02/12	at Eagles																					W	38-35
<b>2022 TOTALS</b>		<b>0-0</b>	<b>0</b>	<b>0</b>	<b>0</b>	<b>0.0</b>	<b>0.0</b>	<b>0.0</b>	<b>0</b>	<b>0</b>	<b>0</b>	<b>0</b>	<b>0</b>	<b>0</b>	<b>0.0</b>	<b>0</b>	<b>0</b>	<b>0</b>	<b>0</b>	<b>0</b>	<b>0</b>	<b>3-0</b>	



**CHARLES OMENIHU**

**DEFENSIVE END #90**  
**TEXAS**



**5<sup>TH</sup>** YEAR IN THE NFL

**1<sup>ST</sup>** YEAR WITH THE CHIEFS

HEIGHT: 6'5"  
WEIGHT: 280 LBS  
DRAFTED: FA-23  
BIRTHDAY: 8/20/97

## CHARLES OMENIHU'S NFL REGULAR SEASON DEFENSIVE STATISTICS

DATE	TEAM	GP	GS	TACKLES							INTERCEPTIONS					O. FUMB				ST			MISC						
				TK	S	A	TFL	YDS	SK	YDS	QBH	NO	YDS	LG	TD	PD	FF	FR	TD	YDS	TK	S	A	FF	FR	S	A		
2019	Texans	14	0	13	8	5	2	11	3.0	34.0	5	0	0	0	0	2	2	0	0	0	0	0	0	0	0	0	0		
2020	Texans	15	5	17	11	6	5	37	4.0	35.0	16	0	0	0	0	2	0	0	0	0	0	0	0	0	0	0	0		
2021	Texans	7	2	11	8	3	1	1	0.0	0.0	3	0	0	0	0	0	0	0	0	0	0	0	0	0	0	0	0		
Went from Houston to San Francisco.																													
2021	49ers	1	0	6	6	0	0	0	0.0	0.0	1	0	0	0	0	1	0	0	0	0	0	0	0	0	0	0	0	0	
2021	<b>TOTAL</b>	<b>8</b>	<b>2</b>	<b>17</b>	<b>14</b>	<b>3</b>	<b>1</b>	<b>1</b>	<b>0.0</b>	<b>0.0</b>	<b>4</b>	<b>0</b>	<b>0</b>	<b>0</b>	<b>0</b>	<b>1</b>	<b>0</b>	<b>0</b>	<b>0</b>	<b>0</b>	<b>0</b>	<b>0</b>	<b>0</b>	<b>0</b>	<b>0</b>	<b>0</b>	<b>0</b>	<b>0</b>	
2022	49ers	17	3	20	7	13	3	25	4.5	36.0	16	0	0	0	0	1	1	0	0	0	0	0	0	0	0	0	0	0	
<b>NFL TOTALS</b>		<b>54</b>	<b>10</b>	<b>67</b>	<b>40</b>	<b>27</b>	<b>11</b>	<b>74</b>	<b>11.5</b>	<b>105.0</b>	<b>41</b>	<b>0</b>	<b>0</b>	<b>0</b>	<b>0</b>	<b>6</b>	<b>3</b>	<b>0</b>	<b>0</b>	<b>0</b>	<b>0</b>	<b>0</b>	<b>0</b>	<b>0</b>	<b>0</b>	<b>0</b>	<b>0</b>	<b>0</b>	<b>0</b>



# UPDATED PLAYER BIOS

## CHARLES OMENIHU'S NFL POSTSEASON DEFENSIVE STATISTICS

DATE	TEAM	GP	GS	TACKLES							INTERCEPTIONS					O. FUMB				ST				MISC			
				TK	S	A	TFL	YDS	SK	YDS	QBH	NO	YDS	LG	TD	PD	FF	FR	TD	YDS	TK	S	A	FF	FR	S	A
2019	Texans	2	0	1	0	1	0	0	0.0	0.0	0	0	0	0	0	0	0	0	0	0	0	0	0	0	0	0	0
2021	49ers	3	0	4	2	2	1	0	1.5	10.5	4	0	0	0	0	0	0	1	0	0	0	0	0	0	0	0	
2022	49ers	3	0	5	4	1	1	4	2.0	15.0	3	0	0	0	0	0	1	0	0	0	0	0	0	0	0	0	
<b>NFL TOTALS</b>		<b>8</b>	<b>0</b>	<b>10</b>	<b>6</b>	<b>4</b>	<b>2</b>	<b>4</b>	<b>3.5</b>	<b>25.5</b>	<b>8</b>	<b>0</b>	<b>0</b>	<b>0</b>	<b>0</b>	<b>0</b>	<b>2</b>	<b>0</b>	<b>0</b>	<b>0</b>	<b>0</b>	<b>0</b>	<b>0</b>	<b>0</b>	<b>0</b>	<b>0</b>	

## 2022 GAME-BY-GAME REGULAR-SEASON STATISTICS (49ERS)

DATE	OPPONENT	P/S	TACKLES							INTERCEPTIONS					O. FUMB				ST				MISC		W/L	SCORE	
			TK	S	A	SK	YDS	TFL	YDS	QBH	NO	YDS	LG	TD	PD	FF	FR	TD	YDS	TK	S	A	FF	FR			S
09/11	at Bears	P	0	0	0	0.0	0.0	0	0	0	0	0	0	0	0	0	0	0	0	0	0	0	0	0	0	L	10-19
09/18	Seahawks	P	1	0	1	0.0	0.0	0	0	0	2	0	0	0	0	0	0	0	0	0	0	0	0	0	0	W	27-7
09/25	at Broncos	P	3	1	2	0.0	0.0	0	0	0	0	0	0	0	0	0	0	0	0	0	0	0	0	0	0	L	10-11
10/03	Rams	P	2	1	1	1.0	11.0	1	11	2	0	0	0	0	0	0	0	0	0	0	0	0	0	0	0	W	24-9
10/09	at Panthers	P	1	1	0	1.0	6.0	1	6	2	0	0	0	0	0	0	0	0	0	0	0	0	0	0	0	W	37-15
10/16	at Falcons	S	4	2	2	1.0	8.0	1	8	1	0	0	0	0	0	0	0	0	0	0	0	0	0	0	0	L	14-28
10/23	Chiefs	P	0	0	0	0.0	0.0	0	0	0	0	0	0	0	0	0	0	0	0	0	0	0	0	0	0	L	23-44
10/30	at Rams	P	2	0	2	0.0	0.0	0	0	1	0	0	0	0	0	0	0	0	0	0	0	0	0	0	0	W	31-14
11/13	Chargers	S	1	1	0	1.0	7.0	0	0	3	0	0	0	0	0	1	1	0	0	0	0	0	0	0	0	W	22-16
11/21	at Cardinals	S	0	0	0	0.0	0.0	0	0	2	0	0	0	0	0	0	0	0	0	0	0	0	0	0	0	W	38-10
11/27	Saints	P	0	0	0	0.0	0.0	0	0	0	0	0	0	0	0	0	0	0	0	0	0	0	0	0	0	W	13-0
12/04	Dolphins	P	0	0	0	0.0	0.0	0	0	0	0	0	0	0	0	0	0	0	0	0	0	0	0	0	0	W	33-17
12/11	Buccaneers	P	3	0	3	0.0	0.0	0	0	0	0	0	0	0	0	0	0	0	0	0	0	0	0	0	0	W	35-7
12/15	at Seahawks	P	0	0	0	0.0	0.0	0	0	1	0	0	0	0	0	0	0	0	0	0	0	0	0	0	0	W	21-13
12/24	Commanders	P	2	1	1	0.0	0.0	0	0	1	0	0	0	0	0	0	0	0	0	0	0	0	0	0	0	W	37-20
01/01	at Raiders	P	0	0	0	0.0	0.0	0	0	0	0	0	0	0	0	0	0	0	0	0	0	0	0	0	0	W	37-34+
01/08	Cardinals	P	1	0	1	0.5	4.0	0	0	1	0	0	0	0	0	0	0	0	0	0	0	0	0	0	0	W	38-13
<b>2022 TOTALS</b>		<b>17-3</b>	<b>20</b>	<b>7</b>	<b>13</b>	<b>4.5</b>	<b>36.0</b>	<b>3</b>	<b>25</b>	<b>16</b>	<b>0</b>	<b>0</b>	<b>0</b>	<b>0</b>	<b>0</b>	<b>1</b>	<b>1</b>	<b>0</b>	<b>0</b>	<b>0</b>	<b>0</b>	<b>0</b>	<b>0</b>	<b>0</b>	<b>0</b>	<b>0</b>	<b>13-4</b>

+ - Overtime

## 2022 GAME-BY-GAME POSTSEASON STATISTICS (49ERS)

DATE	OPPONENT	P/S	TACKLES							INTERCEPTIONS					O. FUMB				ST				MISC		W/L	SCORE		
			TK	S	A	SK	YDS	TFL	YDS	QBH	NO	YDS	LG	TD	PD	FF	FR	TD	YDS	TK	S	A	FF	FR			S	A
01/14	Seahawks	P	3	3	0	2.0	15.0	1	4	1	0	0	0	0	0	0	1	0	0	0	0	0	0	0	0	0	W	41-23
01/22	Cowboys	P	0	0	0	0.0	0.0	0	0	1	0	0	0	0	0	0	0	0	0	0	0	0	0	0	0	0	W	19-12
01/29	at Eagles	P	2	1	1	0.0	0.0	0	0	1	0	0	0	0	0	0	0	0	0	0	0	0	0	0	0	L	7-31	
<b>2022 TOTALS</b>		<b>3-0</b>	<b>5</b>	<b>4</b>	<b>1</b>	<b>2.0</b>	<b>15.0</b>	<b>1</b>	<b>4</b>	<b>3</b>	<b>0</b>	<b>0</b>	<b>0</b>	<b>0</b>	<b>0</b>	<b>0</b>	<b>1</b>	<b>0</b>	<b>0</b>	<b>0</b>	<b>0</b>	<b>0</b>	<b>0</b>	<b>0</b>	<b>0</b>	<b>0</b>	<b>2-1</b>	



# ISIAH PACHECO

**RUNNING BACK #10**

**RUTGERS**




**2ND** YEAR IN THE NFL

**2ND** YEAR WITH THE CHIEFS

HEIGHT: 5'10"

WEIGHT: 216 LBS

DRAFTED: D7B-22

BIRTHDAY: 3/2/99

## ISIAH PACHECO'S NFL REGULAR SEASON RUSHING/RECEIVING STATISTICS

DATE	TEAM	GP	GS	RUSHING					RECEIVING				
				NO.	YDS.	AVG.	LG	TD	NO.	YDS.	AVG.	LG	TD
2022	Chiefs	17	11	170	830	4.9	31	5	13	130	10.0	32	0
<b>NFL TOTALS</b>		<b>17</b>	<b>11</b>	<b>170</b>	<b>830</b>	<b>4.9</b>	<b>31</b>	<b>5</b>	<b>13</b>	<b>130</b>	<b>10.0</b>	<b>32</b>	<b>0</b>

# UPDATED PLAYER BIOS

## ISIAH PACHECO'S NFL POSTSEASON RUSHING/RECEIVING STATISTICS

DATE	TEAM	GP	GS	RUSHING					RECEIVING				
				NO.	YDS.	AVG.	LG	TD	NO.	YDS.	AVG.	LG	TD
2022	Chiefs	3	3	37	197	5.3	39	1	6	65	10.8	18	0
<b>NFL TOTALS</b>		<b>3</b>	<b>3</b>	<b>37</b>	<b>197</b>	<b>5.3</b>	<b>39</b>	<b>1</b>	<b>6</b>	<b>65</b>	<b>10.8</b>	<b>18</b>	<b>0</b>

## ISIAH PACHECO'S NFL REGULAR SEASON RETURN STATISTICS

DATE	TEAM	KICKOFF RETURNS					PUNT RETURNS					
		RET.	YDS.	AVG.	LG	TD	NO.	FC	YDS.	AVG.	LG	TD
2022	Chiefs	29	597	20.6	48	0	0	0	0	0.0	0	0
<b>NFL TOTALS</b>		<b>29</b>	<b>597</b>	<b>20.6</b>	<b>48</b>	<b>0</b>	<b>0</b>	<b>0</b>	<b>0</b>	<b>0.0</b>	<b>0</b>	<b>0</b>

## ISIAH PACHECO'S NFL POSTSEASON RETURN STATISTICS

DATE	TEAM	KICKOFF RETURNS					PUNT RETURNS					
		RET.	YDS.	AVG.	LG	TD	NO.	FC	YDS.	AVG.	LG	TD
2022	Chiefs	2	45	22.5	23	0	0	0	0	0.0	0	0
<b>NFL TOTALS</b>		<b>2</b>	<b>45</b>	<b>22.5</b>	<b>23</b>	<b>0</b>	<b>0</b>	<b>0</b>	<b>0</b>	<b>0.0</b>	<b>0</b>	<b>0</b>

## 2022 GAME-BY-GAME REGULAR-SEASON STATISTICS (CHIEFS)

DATE	OPPONENT	P/S	RUSHING					RECEIVING					W/L	SCORE
			NO.	YDS.	AVG.	LG	TD	NO.	YDS.	AVG.	LG	TD		
09/11	at Cardinals	P	12	62	5.2	22	1	0	0	0.0	0	0	W	44-21
09/15	Chargers	P	2	6	3.0	6	0	0	0	0.0	0	0	W	27-24
09/25	at Colts	P	3	9	3.0	5	0	0	0	0.0	0	0	L	17-20
10/02	at Buccaneers	P	11	63	5.7	9	0	0	0	0.0	0	0	W	41-31
10/10	Raiders	P	1	0	0.0	0	0	0	0	0.0	0	0	W	30-29
10/16	Bills	P	2	9	4.5	5	0	2	9	4.5	12	0	L	20-24
10/23	at 49ers	S	8	43	5.4	17	0	0	0	0.0	0	0	W	44-23
11/06	Titans	S	5	5	1.0	2	0	1	4	4.0	4	0	W	20-17+
11/13	Jaguars	S	16	82	5.1	13	0	0	0	0.0	0	0	W	27-17
11/20	at Chargers	S	15	107	7.1	28	0	0	0	0.0	0	0	W	30-27
11/27	Rams	S	22	69	3.1	9	1	1	17	17.0	17	0	W	26-10
12/04	at Bengals	S	14	66	4.7	16	1	2	16	8.0	16	0	L	24-27
12/11	at Broncos	S	13	70	5.4	10	0	3	23	7.7	17	0	W	34-28
12/18	at Texans	S	15	86	5.7	18	0	1	11	11.0	11	0	W	30-24+
12/24	Seahawks	S	14	58	4.1	8	0	1	32	32.0	32	0	W	24-10
01/01	Broncos	S	9	31	3.4	6	1	2	18	9.0	9	0	W	27-24
01/07	at Raiders	S	8	64	8.0	31	1	0	0	0.0	0	0	W	31-13
<b>2022 TOTALS</b>		<b>17-11</b>	<b>170</b>	<b>830</b>	<b>4.9</b>	<b>31</b>	<b>5</b>	<b>13</b>	<b>130</b>	<b>10.0</b>	<b>32</b>	<b>0</b>	<b>14-3</b>	

+ - Overtime

## 2022 GAME-BY-GAME POSTSEASON STATISTICS (CHIEFS)

DATE	OPPONENT	P/S	RUSHING					RECEIVING					W/L	SCORE
			NO.	YDS.	AVG.	LG	TD	NO.	YDS.	AVG.	LG	TD		
01/21	Jaguars	S	12	95	7.9	39	0	1	6	6.0	6	0	W	27-20
01/29	Bengals	S	10	26	2.6	6	0	5	59	11.8	18	0	W	23-20
02/12	at Eagles	S	15	76	5.1	24	1	0	0	0.0	0	0	W	38-35
<b>2022 TOTALS</b>		<b>3-3</b>	<b>37</b>	<b>197</b>	<b>5.3</b>	<b>39</b>	<b>1</b>	<b>6</b>	<b>65</b>	<b>10.8</b>	<b>18</b>	<b>0</b>	<b>3-0</b>	



# UPDATED PLAYER BIOS



## LA'MICAL PERINE



**RUNNING BACK #29**  
**FLORIDA**

**2<sup>ND</sup>** YEAR IN THE NFL

**1<sup>ST</sup>** YEAR WITH THE CHIEFS

HEIGHT: 5'11"  
WEIGHT: 216 LBS  
DRAFTED: FA-22  
BIRTHDAY: 1/30/98

### LA'MICAL PERINE'S NFL REGULAR SEASON RUSHING/RECEIVING STATISTICS

DATE	TEAM	RUSHING							RECEIVING				
		GP	GS	NO.	YDS.	AVG.	LG	TD	NO.	YDS.	AVG.	LG	TD
2020	Jets	10	0	64	232	3.6	20	2	11	63	5.7	14	0
2021	Jets	4	0	8	31	3.9	14	0	0	0	0.0	0	0
2022	Dolphins	0	0	0	0	0.0	0	0	0	0	0.0	0	0
<b>NFL TOTALS</b>		<b>14</b>	<b>0</b>	<b>72</b>	<b>263</b>	<b>3.7</b>	<b>20</b>	<b>2</b>	<b>11</b>	<b>63</b>	<b>5.7</b>	<b>14</b>	<b>0</b>

### LA'MICAL PERINE'S NFL POSTSEASON RUSHING/RECEIVING STATISTICS

DATE	TEAM	RUSHING							RECEIVING				
		GP	GS	NO.	YDS.	AVG.	LG	TD	NO.	YDS.	AVG.	LG	TD
2022	Dolphins	0	0	0	0	0.0	0	0	0	0	0.0	0	0
				Went from Miami to Kansas City.									
2022	Chiefs	0	0	0	0	0.0	0	0	0	0	0.0	0	0
2022	<b>TOTAL</b>	<b>0</b>	<b>0</b>	<b>0</b>	<b>0</b>	<b>0.0</b>	<b>0</b>	<b>0</b>	<b>0</b>	<b>0</b>	<b>0.0</b>	<b>0</b>	<b>0</b>
<b>NFL TOTALS</b>		<b>0</b>	<b>0</b>	<b>0</b>	<b>0</b>	<b>0.0</b>	<b>0</b>	<b>0</b>	<b>0</b>	<b>0</b>	<b>0.0</b>	<b>0</b>	<b>0</b>

### LA'MICAL PERINE'S NFL REGULAR SEASON RETURN STATISTICS

DATE	TEAM	KICKOFF RETURNS					PUNT RETURNS					
		RET.	YDS.	AVG.	LG	TD	NO.	FC	YDS.	AVG.	LG	TD
2020	Jets	2	22	11.0	18	0	0	0	0	0.0	0	0
2021	Jets	0	0	0.0	0	0	0	0	0	0.0	0	0
2022	Dolphins	0	0	0.0	0	0	0	0	0	0.0	0	0
<b>NFL TOTALS</b>		<b>2</b>	<b>22</b>	<b>11.0</b>	<b>18</b>	<b>0</b>	<b>0</b>	<b>0</b>	<b>0</b>	<b>0.0</b>	<b>0</b>	<b>0</b>

### LA'MICAL PERINE'S NFL POSTSEASON RETURN STATISTICS

DATE	TEAM	KICKOFF RETURNS					PUNT RETURNS					
		RET.	YDS.	AVG.	LG	TD	NO.	FC	YDS.	AVG.	LG	TD
2022	Dolphins	0	0	0.0	0	0	0	0	0	0.0	0	0
				Went from Miami to Kansas City.								
2022	Chiefs	0	0	0.0	0	0	0	0	0	0.0	0	0
2022	<b>TOTAL</b>	<b>0</b>	<b>0</b>	<b>0.0</b>	<b>0</b>	<b>0</b>	<b>0</b>	<b>0</b>	<b>0</b>	<b>0.0</b>	<b>0</b>	<b>0</b>
<b>NFL TOTALS</b>		<b>0</b>	<b>0</b>	<b>0.0</b>	<b>0</b>	<b>0</b>	<b>0</b>	<b>0</b>	<b>0</b>	<b>0.0</b>	<b>0</b>	<b>0</b>




# UPDATED PLAYER BIOS

## 2022 GAME-BY-GAME REGULAR-SEASON STATISTICS (DOLPHINS)

DATE	OPPONENT	P/S	RUSHING					RECEIVING					W/L	SCORE	
			NO.	YDS.	AVG.	LG	TD	NO.	YDS.	AVG.	LG	TD			
09/11	Patriots												W	20-7	
09/18	at Ravens												W	42-38	
09/25	Bills												W	21-19	
09/29	at Bengals												L	15-27	
10/09	at Jets												L	17-40	
10/16	Vikings												L	16-24	
10/23	Steelers												W	16-10	
10/30	at Lions												W	31-27	
11/06	at Bears												W	35-32	
11/13	Browns												W	39-17	
11/27	Texans												W	30-15	
12/04	at 49ers												L	17-33	
12/11	at Chargers												L	17-23	
12/17	at Bills												L	29-32	
12/25	Packers												L	20-26	
01/01	at Patriots												L	21-23	
01/08	Jets												W	11-6	
<b>2022 TOTALS</b>		<b>0-0</b>	<b>0</b>	<b>0</b>	<b>0.0</b>	<b>0</b>	<b>0</b>	<b>0</b>	<b>0</b>	<b>0</b>	<b>0.0</b>	<b>0</b>	<b>0</b>	<b>9-8</b>	

## 2022 GAME-BY-GAME POSTSEASON STATISTICS (DOLPHINS/CHIEFS)


DATE	OPPONENT	P/S	RUSHING					RECEIVING					W/L	SCORE	
			NO.	YDS.	AVG.	LG	TD	NO.	YDS.	AVG.	LG	TD			
01/15	at Bills												L	31-34	
01/29	Bengals												W	23-20	
02/12	at Eagles												W	38-35	
<b>2022 TOTALS</b>		<b>0-0</b>	<b>0</b>	<b>0</b>	<b>0.0</b>	<b>0</b>	<b>0</b>	<b>0</b>	<b>0</b>	<b>0</b>	<b>0.0</b>	<b>0</b>	<b>0</b>	<b>2-1</b>	



# CORNELL POWELL

**WIDE RECEIVER #14**

**CLEMSON**



**1<sup>ST</sup>** YEAR IN THE NFL

**1<sup>ST</sup>** YEAR WITH THE CHIEFS

HEIGHT: 6'0"

WEIGHT: 204 LBS

DRAFTED: D5B-21

BIRTHDAY: 10/30/97

### CORNELL POWELL'S NFL REGULAR SEASON RUSHING/RECEIVING STATISTICS

DATE	TEAM	GP	GS	RECEIVING					RUSHING					
				NO.	YDS.	AVG.	LG	TD	NO.	YDS.	AVG.	LG	TD	
2021	Chiefs	0	0	0	0	0.0	0	0	0	0	0	0	0	0
2022	Chiefs	3	0	0	0	0.0	0	0	0	0	0	0	0	0
<b>NFL TOTALS</b>		<b>3</b>	<b>0</b>	<b>0</b>	<b>0</b>	<b>0.0</b>	<b>0</b>	<b>0</b>	<b>0</b>	<b>0</b>	<b>0.0</b>	<b>0</b>	<b>0</b>	<b>0</b>

### CORNELL POWELL'S NFL POSTSEASON RUSHING/RECEIVING STATISTICS

DATE	TEAM	GP	GS	RECEIVING					RUSHING					
				NO.	YDS.	AVG.	LG	TD	NO.	YDS.	AVG.	LG	TD	
2021	Chiefs	0	0	0	0	0.0	0	0	0	0	0	0	0	0
2022	Chiefs	0	0	0	0	0.0	0	0	0	0	0	0	0	0
<b>NFL TOTALS</b>		<b>0</b>	<b>0</b>	<b>0</b>	<b>0</b>	<b>0.0</b>	<b>0</b>	<b>0</b>	<b>0</b>	<b>0</b>	<b>0.0</b>	<b>0</b>	<b>0</b>	<b>0</b>

# UPDATED PLAYER BIOS

## CORNELL POWELL'S NFL REGULAR SEASON RETURN STATISTICS

DATE	TEAM	KICKOFF RETURNS					PUNT RETURNS					
		RET.	YDS.	AVG.	LG	TD	NO.	FC	YDS.	AVG.	LG	TD
2021	Chiefs	0	0	0.0	0	0	0	0	0	0.0	0	0
2022	Chiefs	0	0	0.0	0	0	0	0	0	0.0	0	0
<b>NFL TOTALS</b>		<b>0</b>	<b>0</b>	<b>0.0</b>	<b>0</b>	<b>0</b>	<b>0</b>	<b>0</b>	<b>0</b>	<b>0.0</b>	<b>0</b>	<b>0</b>

## CORNELL POWELL'S NFL POSTSEASON RETURN STATISTICS

DATE	TEAM	KICKOFF RETURNS					PUNT RETURNS					
		RET.	YDS.	AVG.	LG	TD	NO.	FC	YDS.	AVG.	LG	TD
2021	Chiefs	0	0	0.0	0	0	0	0	0	0.0	0	0
2022	Chiefs	0	0	0.0	0	0	0	0	0	0.0	0	0
<b>NFL TOTALS</b>		<b>0</b>	<b>0</b>	<b>0.0</b>	<b>0</b>	<b>0</b>	<b>0</b>	<b>0</b>	<b>0</b>	<b>0.0</b>	<b>0</b>	<b>0</b>

## 2022 GAME-BY-GAME REGULAR-SEASON STATISTICS (CHIEFS)

DATE	OPPONENT	P/S	RECEIVING					RUSHING					W/L	SCORE
			NO.	YDS.	AVG.	LG	TD	NO.	YDS.	AVG.	LG	TD		
09/11	at Cardinals												W	44-21
09/15	Chargers												W	27-24
09/25	at Colts												L	17-20
10/02	at Buccaneers												W	41-31
10/10	Raiders												W	30-29
10/16	Bills												L	20-24
10/23	at 49ers												W	44-23
11/06	Titans												W	20-17+
11/13	Jaguars												W	27-17
11/20	at Chargers	P	0	0	0.0	0	0	0	0	0.0	0	0	W	30-27
11/27	Rams	P	0	0	0.0	0	0	0	0	0.0	0	0	W	26-10
12/04	at Bengals	P	0	0	0.0	0	0	0	0	0.0	0	0	L	24-27
12/11	at Broncos												W	34-28
12/18	at Texans												W	30-24+
12/24	Seahawks												W	24-10
01/01	Broncos												W	27-24
01/07	at Raiders												W	31-13
<b>2022 TOTALS</b>		<b>3-0</b>	<b>0</b>	<b>0</b>	<b>0.0</b>	<b>0</b>	<b>0</b>	<b>0</b>	<b>0</b>	<b>0.0</b>	<b>0</b>	<b>0</b>	<b>14-3</b>	

+ - Overtime

## 2022 GAME-BY-GAME POSTSEASON STATISTICS (CHIEFS)

DATE	OPPONENT	P/S	RECEIVING					RUSHING					W/L	SCORE
			NO.	YDS.	AVG.	LG	TD	NO.	YDS.	AVG.	LG	TD		
01/21	Jaguars												W	27-20
01/29	Bengals												W	23-20
02/12	at Eagles												W	38-35
<b>2022 TOTALS</b>		<b>0-0</b>	<b>0</b>	<b>0</b>	<b>0.0</b>	<b>0</b>	<b>0</b>	<b>0</b>	<b>0</b>	<b>0.0</b>	<b>0</b>	<b>0</b>	<b>3-0</b>	



**DENERIC  
PRINCE**

**RUNNING BACK #34**  
**TULSA**

**ROOKIE**

HEIGHT: 6'0"  
WEIGHT: 216 LBS  
DRAFTED: CFA-23  
BIRTHDAY: 4/11/00



# UPDATED PLAYER BIOS



## JUSTIN REID



**SAFETY #20**  
**STANFORD**

**6<sup>TH</sup>** YEAR IN THE NFL

**2<sup>ND</sup>** YEAR WITH THE CHIEFS

HEIGHT: 6'1"  
WEIGHT: 207 LBS  
DRAFTED: FA-22  
BIRTHDAY: 2/15/97

### JUSTIN REID'S NFL REGULAR SEASON DEFENSIVE STATISTICS

DATE	TEAM	GP	GS	TACKLES							INTERCEPTIONS					O. FUMB				ST				MISC			
				TK	S	A	TFL	YDS	SK	YDS	QBH	NO	YDS	LG	TD	PD	FF	FR	TD	YDS	TK	S	A	FF	FR	S	A
2018	Texans	16	12	81	64	17	2	6	0.0	0.0	1	3	128	101t	1	10	1	2	0	1	7	6	1	0	0	0	0
2019	Texans	15	15	78	57	21	1	0	0.0	0.0	1	2	55	37	0	5	0	1	0	0	0	0	0	0	0	0	
2020	Texans	13	13	81	60	21	6	27	2.0	16.0	4	0	0	0	0	4	0	0	0	0	2	2	0	0	0	0	
2021	Texans	13	13	64	39	25	2	2	0.0	0.0	0	2	45	24	0	4	1	0	0	0	2	2	0	0	0	0	
2022	Chiefs	17	17	81	59	22	2	11	1.0	8.0	4	0	0	0	0	7	0	0	0	0	2	0	2	0	0	0	
<b>NFL TOTALS</b>		<b>74</b>	<b>70</b>	<b>385</b>	<b>279</b>	<b>106</b>	<b>13</b>	<b>46</b>	<b>3.0</b>	<b>24.0</b>	<b>10</b>	<b>7</b>	<b>228</b>	<b>101T</b>	<b>1</b>	<b>30</b>	<b>2</b>	<b>3</b>	<b>0</b>	<b>1</b>	<b>13</b>	<b>10</b>	<b>3</b>	<b>0</b>	<b>0</b>	<b>0</b>	

### JUSTIN REID'S NFL POSTSEASON DEFENSIVE STATISTICS

DATE	TEAM	GP	GS	TACKLES							INTERCEPTIONS					O. FUMB				ST				MISC		
				TK	S	A	TFL	YDS	SK	YDS	QBH	NO	YDS	LG	TD	PD	FF	FR	TD	YDS	TK	S	A	FF	FR	S
2018	Texans	1	1	3	2	1	0	0	0.0	0.0	0	0	0	0	0	2	0	0	0	0	0	0	0	0	0	0
2019	Texans	2	2	10	7	3	1	0	0.0	0.0	0	0	0	0	0	1	0	0	0	0	0	0	0	0	0	
2022	Chiefs	3	3	20	17	3	0	0	0.0	0.0	1	0	0	0	0	1	0	0	0	0	0	0	0	0	0	
<b>NFL TOTALS</b>		<b>6</b>	<b>6</b>	<b>33</b>	<b>26</b>	<b>7</b>	<b>1</b>	<b>0</b>	<b>0.0</b>	<b>0.0</b>	<b>1</b>	<b>0</b>	<b>0</b>	<b>0</b>	<b>0</b>	<b>4</b>	<b>0</b>	<b>0</b>	<b>0</b>	<b>0</b>	<b>0</b>	<b>0</b>	<b>0</b>	<b>0</b>	<b>0</b>	

### 2022 GAME-BY-GAME REGULAR-SEASON STATISTICS (CHIEFS)

DATE	OPPONENT	P/S	TACKLES							INTERCEPTIONS					O. FUMB				ST				MISC		W/L	SCORE		
			TK	S	A	SK	YDS	TFL	YDS	QBH	NO	YDS	LG	TD	PD	FF	FR	TD	YDS	TK	S	A	FF	FR			S	A
09/11	at Cardinals	S	2	2	0	0.0	0.0	0	0	0	0	0	0	0	0	0	0	0	0	2	0	2	0	0	0	0	W	44-21
09/15	Chargers	S	4	3	1	0.0	0.0	0	0	0	0	0	0	0	1	0	0	0	0	0	0	0	0	0	0	0	W	27-24
09/25	at Colts	S	6	2	4	0.0	0.0	0	0	2	0	0	0	0	0	0	0	0	0	0	0	0	0	0	0	L	17-20	
10/02	at Buccaneers	S	5	3	2	0.0	0.0	0	0	0	0	0	0	0	0	0	0	0	0	0	0	0	0	0	0	W	41-31	
10/10	Raiders	S	4	4	0	0.0	0.0	0	0	0	0	0	0	0	0	0	0	0	0	0	0	0	0	0	0	W	30-29	
10/16	Bills	S	5	3	2	0.0	0.0	0	0	0	0	0	0	0	1	0	0	0	0	0	0	0	0	0	0	L	20-24	
10/23	at 49ers	S	7	5	2	0.0	0.0	0	0	0	0	0	0	0	0	0	0	0	0	0	0	0	0	0	0	W	44-23	
11/06	Titans	S	3	3	0	0.0	0.0	0	0	0	0	0	0	0	0	0	0	0	0	0	0	0	0	0	0	W	20-17+	
11/13	Jaguars	S	7	4	3	0.0	0.0	0	0	0	0	0	0	0	0	0	0	0	0	0	0	0	0	0	0	W	27-17	
11/20	at Chargers	S	4	4	0	0.0	0.0	0	0	0	0	0	0	0	0	0	0	0	0	0	0	0	0	0	0	W	30-27	
11/27	Rams	S	3	3	0	0.0	0.0	0	0	0	0	0	0	0	0	0	0	0	0	0	0	0	0	0	0	W	26-10	
12/04	at Bengals	S	4	3	1	0.0	0.0	0	0	0	0	0	0	0	0	0	0	0	0	0	0	0	0	0	0	L	24-27	
12/11	at Broncos	S	4	3	1	0.0	0.0	0	0	0	0	0	0	0	0	0	0	0	0	0	0	0	0	0	0	W	34-28	
12/18	at Texans	S	6	6	0	0.0	0.0	1	3	0	0	0	0	0	1	0	0	0	0	0	0	0	0	0	0	W	30-24+	
12/24	Seahawks	S	8	5	3	0.0	0.0	0	0	0	0	0	0	0	0	0	0	0	0	0	0	0	0	0	0	W	24-10	
01/01	Broncos	S	3	1	2	0.0	0.0	0	0	1	0	0	0	0	2	0	0	0	0	0	0	0	0	0	0	W	27-24	
01/07	at Raiders	S	6	5	1	1.0	8.0	1	8	1	0	0	0	0	2	0	0	0	0	0	0	0	0	0	0	W	31-13	
<b>2022 TOTALS</b>		<b>17-17</b>	<b>81</b>	<b>59</b>	<b>22</b>	<b>1.0</b>	<b>8.0</b>	<b>2</b>	<b>11</b>	<b>4</b>	<b>0</b>	<b>0</b>	<b>0</b>	<b>0</b>	<b>7</b>	<b>0</b>	<b>0</b>	<b>0</b>	<b>0</b>	<b>2</b>	<b>0</b>	<b>2</b>	<b>0</b>	<b>0</b>	<b>0</b>	<b>14-3</b>		

+ - Overtime





# UPDATED PLAYER BIOS


## 2022 GAME-BY-GAME POSTSEASON STATISTICS (CHIEFS)

DATE	OPPONENT	P/S	TACKLES							INTERCEPTIONS					O. FUMB				ST					MISC		SCORE		
			TK	S	A	SK	YDS	TFL	YDS	QBH	NO	YDS	LG	TD	PD	FF	FR	TD	YDS	TK	S	A	FF	FR	S		A	W/L
01/21	Jaguars	S	6	5	1	0.0	0.0	0	0	1	0	0	0	0	0	0	0	0	0	0	0	0	0	0	0	0	W	27-20
01/29	Bengals	S	7	7	0	0.0	0.0	0	0	0	0	0	0	1	0	0	0	0	0	0	0	0	0	0	0	W	23-20	
02/12	at Eagles	S	7	5	2	0.0	0.0	0	0	0	0	0	0	0	0	0	0	0	0	0	0	0	0	0	W	38-35		
<b>2022 TOTALS</b>		<b>3-3</b>	<b>20</b>	<b>17</b>	<b>3</b>	<b>0.0</b>	<b>0.0</b>	<b>0</b>	<b>0</b>	<b>1</b>	<b>0</b>	<b>0</b>	<b>0</b>	<b>1</b>	<b>0</b>	<b>0</b>	<b>0</b>	<b>0</b>	<b>0</b>	<b>0</b>	<b>0</b>	<b>0</b>	<b>0</b>	<b>0</b>	<b>0</b>	<b>3-0</b>		



# AUSTIN REITER

**CENTER #61**  
**SOUTH FLORIDA**



**7<sup>TH</sup>** YEAR IN THE NFL

**4<sup>TH</sup>** YEAR WITH THE CHIEFS

HEIGHT: 6'3"  
WEIGHT: 301 LBS  
DRAFTED: FA-22  
BIRTHDAY: 11/27/91

## AUSTIN REITER'S NFL REGULAR SEASON STATISTICS

DATE	TEAM	GP	GS
2015	Redskins	0	0
2016	Redskins	0	0
Went from <b>Washington</b> to <b>Cleveland</b> .			
2016	Browns	1	1
2016	<b>TOTAL</b>	<b>1</b>	<b>1</b>
2017	Browns	16	0
2018	Chiefs	11	4
2019	Chiefs	16	16
2020	Chiefs	15	12
2021	Saints	0	0
Went from <b>New Orleans</b> to <b>Miami</b> .			
2021	Dolphins	6	5
Went from <b>Miami</b> to <b>L.A. Rams</b> .			
2021	Rams	0	0
2021	<b>TOTAL</b>	<b>6</b>	<b>5</b>
2022	Chiefs	0	0
<b>NFL TOTALS</b>		<b>65</b>	<b>38</b>

## AUSTIN REITER'S NFL POSTSEASON STATISTICS

DATE	TEAM	GP	GS
2018	Chiefs	2	0
2019	Chiefs	3	3
2020	Chiefs	3	3
2022	Chiefs	0	0
<b>NFL TOTALS</b>		<b>8</b>	<b>6</b>



# UPDATED PLAYER BIOS

## 2022 GAME-BY-GAME REGULAR-SEASON STATISTICS (CHIEFS)

DATE	OPPONENT	P/S		W/L	SCORE
09/11	at Cardinals		PRACTICE SQUAD	W	44-21
09/15	Chargers		PRACTICE SQUAD	W	27-24
09/25	at Colts		PRACTICE SQUAD	L	17-20
10/02	at Buccaneers		PRACTICE SQUAD	W	41-31
10/10	Raiders		PRACTICE SQUAD	W	30-29
10/16	Bills		PRACTICE SQUAD	L	20-24
10/23	at 49ers		PRACTICE SQUAD	W	44-23
11/06	Titans		PRACTICE SQUAD	W	20-17+
11/13	Jaguars		PRACTICE SQUAD	W	27-17
11/20	at Chargers		PRACTICE SQUAD	W	30-27
11/27	Rams		PRACTICE SQUAD	W	26-10
12/11	at Broncos		PRACTICE SQUAD	W	34-28
12/18	at Texans		PRACTICE SQUAD	W	30-24+
12/24	Seahawks		PRACTICE SQUAD	W	24-10
01/01	Broncos		PRACTICE SQUAD	W	27-24
01/07	at Raiders		PRACTICE SQUAD	W	31-13
<b>2022 TOTALS</b>		<b>0-0</b>		<b>14-2</b>	

+ - Overtime

## 2022 GAME-BY-GAME POSTSEASON STATISTICS (CHIEFS)

DATE	OPPONENT	P/S		W/L	SCORE
01/21	Jaguars		INACTIVE	W	27-20
01/29	Bengals		PRACTICE SQUAD	W	23-20
02/12	at Eagles		INACTIVE	W	38-35
<b>2022 TOTALS</b>		<b>0-0</b>		<b>3-0</b>	



**NIKKO  
REMIGIO**

**WIDE RECEIVER #27**  
**FRESNO STATE**

**ROOKIE**

HEIGHT: 5'9"  
WEIGHT: 187 LBS  
DRAFTED: CFA-23  
BIRTHDAY: 11/4/99



# UPDATED PLAYER BIOS




## RASHEE RICE

**WIDE RECEIVER #4**  
SMU

**ROOKIE**

HEIGHT: 6'1"  
WEIGHT: 204 LBS  
DRAFTED: D2-23  
BIRTHDAY: 4/22/00



## JUSTYN ROSS

**WIDE RECEIVER #8**  
CLEMSON

**2ND** YEAR IN THE NFL

**2ND** YEAR WITH THE CHIEFS

HEIGHT: 6'4"  
WEIGHT: 210 LBS  
DRAFTED: CFA-22  
BIRTHDAY: 12/15/99



### JUSTYN ROSS' NFL REGULAR SEASON RUSHING/RECEIVING STATISTICS

DATE	TEAM	GP	GS	RECEIVING					RUSHING				
				NO.	YDS.	AVG.	LG	TD	NO.	YDS.	AVG.	LG	TD
2022	Chiefs	0	0	0	0	0.0	0	0	0	0	0.0	0	0
<b>NFL TOTALS</b>		<b>0</b>	<b>0</b>	<b>0</b>	<b>0</b>	<b>0.0</b>	<b>0</b>	<b>0</b>	<b>0</b>	<b>0</b>	<b>0.0</b>	<b>0</b>	<b>0</b>

### JUSTYN ROSS' NFL POSTSEASON RUSHING/RECEIVING STATISTICS

DATE	TEAM	GP	GS	RECEIVING					RUSHING				
				NO.	YDS.	AVG.	LG	TD	NO.	YDS.	AVG.	LG	TD
2022	Chiefs	0	0	0	0	0.0	0	0	0	0	0.0	0	0
<b>NFL TOTALS</b>		<b>0</b>	<b>0</b>	<b>0</b>	<b>0</b>	<b>0.0</b>	<b>0</b>	<b>0</b>	<b>0</b>	<b>0</b>	<b>0.0</b>	<b>0</b>	<b>0</b>

### JUSTYN ROSS' NFL REGULAR SEASON RETURN STATISTICS

DATE	TEAM	KICKOFF RETURNS					PUNT RETURNS					
		RET.	YDS.	AVG.	LG	TD	NO.	FC	YDS.	AVG.	LG	TD
2022	Chiefs	0	0	0.0	0	0	0	0	0	0.0	0	0
<b>NFL TOTALS</b>		<b>0</b>	<b>0</b>	<b>0.0</b>	<b>0</b>	<b>0</b>	<b>0</b>	<b>0</b>	<b>0</b>	<b>0.0</b>	<b>0</b>	<b>0</b>



# UPDATED PLAYER BIOS

## JUSTYN ROSS' NFL POSTSEASON RETURN STATISTICS

DATE	TEAM	KICKOFF RETURNS					PUNT RETURNS					
		RET.	YDS.	AVG.	LG	TD	NO.	FC	YDS.	AVG.	LG	TD
2022	Chiefs	0	0	0.0	0	0	0	0	0	0.0	0	0
<b>NFL TOTALS</b>		<b>0</b>	<b>0</b>	<b>0.0</b>	<b>0</b>	<b>0</b>	<b>0</b>	<b>0</b>	<b>0</b>	<b>0.0</b>	<b>0</b>	<b>0</b>

## 2022 GAME-BY-GAME REGULAR-SEASON STATISTICS (CHIEFS)

DATE	OPPONENT	P/S	RECEIVING					RUSHING					W/L	SCORE
			NO.	YDS.	AVG.	LG	TD	NO.	YDS.	AVG.	LG	TD		
09/11	at Cardinals												W	44-21
09/15	Chargers												W	27-24
09/25	at Colts												L	17-20
10/02	at Buccaneers												W	41-31
10/10	Raiders												W	30-29
10/16	Bills												L	20-24
10/23	at 49ers												W	44-23
11/06	Titans												W	20-17+
11/13	Jaguars												W	27-17
11/20	at Chargers												W	30-27
11/27	Rams												W	26-10
12/04	at Bengals												L	24-27
12/11	at Broncos												W	34-28
12/18	at Texans												W	30-24+
12/24	Seahawks												W	24-10
01/01	Broncos												W	27-24
01/07	at Raiders												W	31-13
<b>2022 TOTALS</b>		<b>0-0</b>	<b>0</b>	<b>0</b>	<b>0.0</b>	<b>0</b>	<b>0</b>	<b>0</b>	<b>0</b>	<b>0.0</b>	<b>0</b>	<b>0</b>	<b>14-3</b>	

+ - Overtime

## 2022 GAME-BY-GAME POSTSEASON STATISTICS (CHIEFS)

DATE	OPPONENT	P/S	RECEIVING					RUSHING					W/L	SCORE
			NO.	YDS.	AVG.	LG	TD	NO.	YDS.	AVG.	LG	TD		
01/21	Jaguars												W	27-20
01/29	Bengals												W	23-20
02/12	at Eagles												W	38-35
<b>2022 TOTALS</b>		<b>0-0</b>	<b>0</b>	<b>0</b>	<b>0.0</b>	<b>0</b>	<b>0</b>	<b>0</b>	<b>0</b>	<b>0.0</b>	<b>0</b>	<b>0</b>	<b>3-0</b>	



**TY  
SCOTT**

**WIDE RECEIVER #85**  
**MISSOURI STATE**

**ROOKIE**


HEIGHT: 6'1"  
WEIGHT: 199 LBS  
DRAFTED: FA-23  
BIRTHDAY: 3/27/99



# UPDATED PLAYER BIOS



## DANNY SHELTON



**NOSE TACKLE #71**  
**WASHINGTON**

**8<sup>TH</sup>** YEAR IN THE NFL

**1<sup>ST</sup>** YEAR WITH THE CHIEFS

HEIGHT: 6'2"  
WEIGHT: 345 LBS  
DRAFTED: FA-22  
BIRTHDAY: 8/20/93

### DANNY SHELTON'S NFL REGULAR SEASON DEFENSIVE STATISTICS

DATE	TEAM	GP	GS	TACKLES							INTERCEPTIONS					O. FUMB				ST				MISC											
				TK	S	A	TFL	YDS	SK	YDS	QBH	NO	YDS	LG	TD	PD	FF	FR	TD	YDS	TK	S	A	FF	FR	S	A								
2015	Browns	16	15	36	19	17	4	13	0.0	0.0	0	0	0	0	0	0	0	0	0	0	0	0	0	0	0	0	0	0	0	0	0	0	0	0	0
2016	Browns	16	16	59	32	27	2	11	1.5	13.0	6	0	0	0	0	0	0	0	0	0	0	0	0	0	0	0	0	0	0	0	0	0	0	0	
2017	Browns	14	14	33	20	13	5	6	0.0	0.0	1	0	0	0	0	1	0	0	0	0	0	0	0	0	0	0	0	0	0	0	0	0	0	0	
2018	Patriots	13	1	21	10	11	1	1	0.0	0.0	1	0	0	0	0	0	0	0	0	0	0	0	0	0	0	0	0	0	0	0	0	0	0	0	
2019	Patriots	16	14	61	30	31	2	14	3.0	24.0	6	0	0	0	0	0	1	0	0	0	0	0	0	0	0	0	0	0	0	0	0	0	0	0	
2020	Lions	12	12	37	15	22	2	1	1.0	7.0	4	0	0	0	0	1	0	0	0	0	0	0	0	0	0	0	0	0	0	0	0	0	0	0	
2021	Giants	13	0	31	12	19	1	1	0.5	0.5	1	0	0	0	0	0	0	0	0	0	0	0	0	0	0	0	0	0	0	0	0	0	0	0	
2022	Chiefs	1	0	0	0	0	0	0	0.0	0.0	0	0	0	0	0	0	0	0	0	0	0	0	0	0	0	0	0	0	0	0	0	0	0	0	
<b>NFL TOTALS</b>		<b>101</b>	<b>72</b>	<b>278</b>	<b>138</b>	<b>140</b>	<b>17</b>	<b>47</b>	<b>6.0</b>	<b>44.5</b>	<b>19</b>	<b>0</b>	<b>0</b>	<b>0</b>	<b>0</b>	<b>2</b>	<b>1</b>	<b>0</b>	<b>0</b>	<b>0</b>	<b>0</b>	<b>0</b>	<b>0</b>	<b>0</b>	<b>0</b>	<b>0</b>	<b>0</b>	<b>0</b>	<b>0</b>	<b>0</b>	<b>0</b>	<b>0</b>	<b>0</b>	<b>0</b>	

### DANNY SHELTON'S NFL POSTSEASON DEFENSIVE STATISTICS

DATE	TEAM	GP	GS	TACKLES							INTERCEPTIONS					O. FUMB				ST				MISC											
				TK	S	A	TFL	YDS	SK	YDS	QBH	NO	YDS	LG	TD	PD	FF	FR	TD	YDS	TK	S	A	FF	FR	S	A								
2018	Patriots	2	1	2	2	0	1	3	0.0	0.0	0	0	0	0	0	0	0	0	0	0	0	0	0	0	0	0	0	0	0	0	0	0	0	0	
2019	Patriots	1	1	7	5	2	0	0	0.0	0.0	0	0	0	0	0	0	0	0	0	0	0	0	0	0	0	0	0	0	0	0	0	0	0	0	0
2022	Chiefs	0	0	0	0	0	0	0	0.0	0.0	0	0	0	0	0	0	0	0	0	0	0	0	0	0	0	0	0	0	0	0	0	0	0	0	0
<b>NFL TOTALS</b>		<b>3</b>	<b>2</b>	<b>9</b>	<b>7</b>	<b>2</b>	<b>1</b>	<b>3</b>	<b>0.0</b>	<b>0.0</b>	<b>0</b>	<b>0</b>	<b>0</b>	<b>0</b>	<b>0</b>	<b>0</b>	<b>0</b>	<b>0</b>	<b>0</b>	<b>0</b>	<b>0</b>	<b>0</b>	<b>0</b>	<b>0</b>	<b>0</b>	<b>0</b>	<b>0</b>	<b>0</b>	<b>0</b>	<b>0</b>	<b>0</b>	<b>0</b>	<b>0</b>	<b>0</b>	

### 2022 GAME-BY-GAME REGULAR-SEASON STATISTICS (CHIEFS)

DATE	OPPONENT	P/S	TACKLES							INTERCEPTIONS					O. FUMB				ST				MISC		W/L	SCORE										
			TK	S	A	SK	YDS	TFL	YDS	QBH	NO	YDS	LG	TD	PD	FF	FR	TD	YDS	TK	S	A	FF	FR			S	A								
09/11	at Cardinals																																		W	44-21
09/15	Chargers																																		W	27-24
09/25	at Colts																																		L	17-20
10/02	at Buccaneers																																		W	41-31
10/10	Raiders																																		W	30-29
10/16	Bills																																		L	20-24
10/23	at 49ers																																		W	44-23
11/06	Titans																																		W	20-17+
11/13	Jaguars																																		W	27-17
11/20	at Chargers																																		W	30-27
11/27	Rams																																		W	26-10
12/04	at Bengals																																		L	24-27
12/11	at Broncos																																		W	34-28
12/18	at Texans																																		W	30-24+
12/24	Seahawks	P	0	0	0	0.0	0.0	0	0	0	0	0	0	0	0	0	0	0	0	0	0	0	0	0	0	0	0	0	0	0	0	0	0	W	24-10	
01/01	Broncos																																		W	27-24
01/07	at Raiders																																		W	31-13
<b>2022 TOTALS</b>		<b>1-0</b>	<b>0</b>	<b>0</b>	<b>0</b>	<b>0.0</b>	<b>0.0</b>	<b>0</b>	<b>0</b>	<b>0</b>	<b>0</b>	<b>0</b>	<b>0</b>	<b>0</b>	<b>0</b>	<b>0</b>	<b>0</b>	<b>0</b>	<b>0</b>	<b>0</b>	<b>0</b>	<b>0</b>	<b>0</b>	<b>0</b>	<b>0</b>	<b>0</b>	<b>0</b>	<b>0</b>	<b>0</b>	<b>0</b>	<b>0</b>	<b>0</b>	<b>0</b>	<b>14-3</b>		

+ - Overtime



# UPDATED PLAYER BIOS

## 2022 GAME-BY-GAME POSTSEASON STATISTICS (CHIEFS)

DATE	OPPONENT	P/S	TACKLES					INTERCEPTIONS				O. FUMB			ST			MISC		SCORE								
			TK	S	A	SK	YDS	TFL	YDS	QBH	NO	YDS	LG	TD	PD	FF	FR	TD	YDS		TK	S	A	FF	FR	S	A	W/L
01/21	Jaguars																									W	27-20	
01/29	Bengals																									W	23-20	
02/12	at Eagles																									W	38-35	
<b>2022 TOTALS</b>			<b>0</b>	<b>0</b>	<b>0</b>	<b>0.0</b>	<b>0.0</b>	<b>0</b>	<b>0</b>	<b>0</b>	<b>0</b>	<b>0</b>	<b>0</b>	<b>0</b>	<b>0</b>	<b>0</b>	<b>0</b>	<b>0</b>	<b>0</b>	<b>0</b>	<b>0</b>	<b>0</b>	<b>0</b>	<b>0</b>	<b>0</b>	<b>0</b>	<b>3-0</b>	



# DONOVAN SMITH

**TACKLE #79**  
**PENN STATE**




**9<sup>TH</sup>** YEAR IN THE NFL

**1<sup>ST</sup>** YEAR WITH THE CHIEFS

HEIGHT: 6'6"  
WEIGHT: 338 LBS  
DRAFTED: FA-23  
BIRTHDAY: 6/23/93

## DONOVAN SMITH'S NFL REGULAR SEASON STATISTICS

DATE	TEAM	GP	GS
2015	Buccaneers	16	16
2016	Buccaneers	16	16
2017	Buccaneers	16	16
2018	Buccaneers	16	16
2019	Buccaneers	15	15
2020	Buccaneers	15	15
2021	Buccaneers	17	17
2022	Buccaneers	13	13
<b>NFL TOTALS</b>		<b>124</b>	<b>124</b>

## DONOVAN SMITH'S NFL POSTSEASON STATISTICS

DATE	TEAM	GP	GS
2020	Buccaneers	4	4
2021	Buccaneers	2	2
2022	Buccaneers	1	1
<b>NFL TOTALS</b>		<b>7</b>	<b>7</b>

# UPDATED PLAYER BIOS

## 2022 GAME-BY-GAME REGULAR-SEASON STATISTICS (BUCCANEERS)

DATE	OPPONENT	P/S		W/L	SCORE
09/11	at Cowboys	S		W	19-3
09/18	at Saints		INACTIVE	W	20-10
09/25	Packers		INACTIVE	L	12-14
10/02	Chiefs	S		L	31-41
10/09	Falcons	S		W	21-15
10/16	at Steelers	S		L	18-20
10/23	at Panthers	S		L	3-21
10/27	Ravens	S		L	22-27
11/06	Rams	S		W	16-13
11/13	Seahawks	S		W	21-16
11/27	at Browns	S		L	17-23+
12/05	Saints	S		W	17-16
12/11	at 49ers	S		L	7-35
12/18	Bengals	S		L	23-34
12/25	at Cardinals		INACTIVE	W	19-16+
01/01	Panthers	S		W	30-24
01/08	at Falcons		INACTIVE	L	17-30
<b>2022 TOTALS</b>		<b>13-13</b>		<b>8-9</b>	

+ - Overtime

## 2022 GAME-BY-GAME POSTSEASON STATISTICS (BUCCANEERS)

DATE	OPPONENT	P/S		W/L	SCORE
01/16	Cowboys	S		L	14-31
<b>2022 TOTALS</b>		<b>1-1</b>		<b>0-1</b>	



# TREY SMITH

**GUARD #65**  
TENNESSEE



**3<sup>RD</sup>** YEAR IN THE NFL

**3<sup>RD</sup>** YEAR WITH THE CHIEFS

HEIGHT: 6'6"  
WEIGHT: 321 LBS  
DRAFTED: D6-21  
BIRTHDAY: 6/16/99

## TREY SMITH'S NFL REGULAR SEASON STATISTICS

DATE	TEAM	GP	GS
2021	Chiefs	17	17
2022	Chiefs	16	16
<b>NFL TOTALS</b>		<b>33</b>	<b>33</b>

## TREY SMITH'S NFL POSTSEASON STATISTICS

DATE	TEAM	GP	GS
2021	Chiefs	3	3
2022	Chiefs	3	3
<b>NFL TOTALS</b>		<b>6</b>	<b>6</b>

# UPDATED PLAYER BIOS

## 2022 GAME-BY-GAME REGULAR-SEASON STATISTICS (CHIEFS)

DATE	OPPONENT	P/S	W/L	SCORE
09/11	at Cardinals	S	W	44-21
09/15	Chargers	S	W	27-24
09/25	at Colts	S	L	17-20
10/02	at Buccaneers	S	W	41-31
10/10	Raiders	INACTIVE	W	30-29
10/16	Bills	S	L	20-24
10/23	at 49ers	S	W	44-23
11/06	Titans	S	W	20-17+
11/13	Jaguars	S	W	27-17
11/20	at Chargers	S	W	30-27
11/27	Rams	S	W	26-10
12/04	at Bengals	S	L	24-27
12/11	at Broncos	S	W	34-28
12/18	at Texans	S	W	30-24+
12/24	Seahawks	S	W	24-10
01/01	Broncos	S	W	27-24
01/07	at Raiders	S	W	31-13
<b>2022 TOTALS</b>		<b>16-16</b>	<b>14-3</b>	

+ - Overtime

## 2022 GAME-BY-GAME POSTSEASON STATISTICS (CHIEFS)

DATE	OPPONENT	P/S	W/L	SCORE
01/21	Jaguars	S	W	27-20
01/29	Bengals	S	W	23-20
02/12	at Eagles	S	W	38-35
<b>2022 TOTALS</b>		<b>3-3</b>	<b>3-0</b>	



# IHMIR SMITH-MARSETTE

**WIDE RECEIVER #82**

IOWA




**3<sup>RD</sup>** YEAR IN THE NFL

**1<sup>ST</sup>** YEAR WITH THE CHIEFS

HEIGHT: 6'1"

WEIGHT: 185 LBS

DRAFTED: FA-22

BIRTHDAY: 8/29/99

## IHMIR SMITH-MARSETTE'S NFL REGULAR SEASON RUSHING/RECEIVING STATISTICS

DATE	TEAM	GP	GS	RECEIVING					RUSHING				
				NO.	YDS.	AVG.	LG	TD	NO.	YDS.	AVG.	LG	TD
2021	Vikings	8	1	5	116	23.2	44t	2	0	0	0.0	0	0
2022	Bears	6	0	1	15	15.0	15	0	1	-1	-1.0	-1	0
				Went from <b>Chicago</b> to <b>Kansas City</b> .									
2022	Chiefs	2	0	0	0	0.0	0	0	0	0	0.0	0	0
<b>2022 TOTAL</b>		<b>8</b>	<b>0</b>	<b>1</b>	<b>15</b>	<b>15.0</b>	<b>15</b>	<b>0</b>	<b>1</b>	<b>-1</b>	<b>-1.0</b>	<b>0</b>	<b>0</b>
<b>NFL TOTALS</b>		<b>16</b>	<b>1</b>	<b>6</b>	<b>131</b>	<b>21.8</b>	<b>44T</b>	<b>2</b>	<b>1</b>	<b>-1</b>	<b>-1.0</b>	<b>0</b>	<b>0</b>

## IHMIR SMITH-MARSETTE'S NFL POSTSEASON RUSHING/RECEIVING STATISTICS

DATE	TEAM	GP	GS	RECEIVING					RUSHING				
				NO.	YDS.	AVG.	LG	TD	NO.	YDS.	AVG.	LG	TD
2022	Chiefs	0	0	0	0	0.0	0	0	0	0	0.0	0	0
<b>NFL TOTALS</b>		<b>0</b>	<b>0</b>	<b>0</b>	<b>0</b>	<b>0.0</b>	<b>0</b>	<b>0</b>	<b>0</b>	<b>0</b>	<b>0.0</b>	<b>0</b>	<b>0</b>



# UPDATED PLAYER BIOS

## IHMIR SMITH-MARSETTE'S NFL REGULAR SEASON RETURN STATISTICS

DATE	TEAM	KICKOFF RETURNS					PUNT RETURNS					
		RET.	YDS.	AVG.	LG	TD	NO.	FC	YDS.	AVG.	LG	TD
2021	Vikings	4	83	20.8	24	0	0	0	0	0.0	0	0
2022	Bears	1	17	17.0	17	0	0	0	0	0.0	0	0
Went from <b>Chicago</b> to <b>Kansas City</b> .												
2022	Chiefs	0	0	0.0	0	0	0	0	0	0.0	0	0
2022	<b>TOTAL</b>	<b>1</b>	<b>17</b>	<b>17.0</b>	<b>17</b>	<b>0</b>	<b>0</b>	<b>0</b>	<b>0</b>	<b>0.0</b>	<b>0</b>	<b>0</b>
<b>NFL TOTALS</b>		<b>5</b>	<b>100</b>	<b>20.0</b>	<b>24</b>	<b>0</b>	<b>0</b>	<b>0</b>	<b>0</b>	<b>0.0</b>	<b>0</b>	<b>0</b>

## IHMIR SMITH-MARSETTE'S NFL POSTSEASON RETURN STATISTICS

DATE	TEAM	KICKOFF RETURNS					PUNT RETURNS					
		RET.	YDS.	AVG.	LG	TD	NO.	FC	YDS.	AVG.	LG	TD
2022	Chiefs	0	0	0.0	0	0	0	0	0	0.0	0	0
<b>NFL TOTALS</b>		<b>0</b>	<b>0</b>	<b>0.0</b>	<b>0</b>	<b>0</b>	<b>0</b>	<b>0</b>	<b>0</b>	<b>0.0</b>	<b>0</b>	<b>0</b>

## 2022 GAME-BY-GAME REGULAR-SEASON STATISTICS (BEARS/CHIEFS)

DATE	OPPONENT	P/S	RECEIVING					RUSHING					W/L	SCORE	
			NO.	YDS.	AVG.	LG	TD	NO.	YDS.	AVG.	LG	TD			
09/11	49ers	P	0	0	0.0	0	0	0	0	0.0	0	0	0	W	19-10
09/18	at Packers	P	0	0	0.0	0	0	0	0	0.0	0	0	0	L	10-27
09/25	Texans	P	0	0	0.0	0	0	0	0	0.0	0	0	0	W	23-20
10/02	at Giants	P	0	0	0.0	0	0	0	0	0.0	0	0	0	L	12-20
10/09	at Vikings	P	1	15	15.0	15	0	0	0	0.0	0	0	0	L	22-29
10/13	Commanders	P	0	0	0.0	0	0	1	-1	-1.0	-1	0	L	7-12	
Went from <b>Bears</b> to <b>Chiefs</b> .															
10/23	at 49ers												W	44-23	
11/06	Titans												W	20-17+	
11/13	Jaguars												W	27-17	
11/20	at Chargers												W	30-27	
11/27	Rams												W	26-10	
12/04	at Bengals												L	24-27	
12/11	at Broncos	P	0	0	0.0	0	0	0	0	0.0	0	0	W	34-28	
12/18	at Texans												W	30-24+	
12/24	Seahawks												W	24-10	
01/01	Broncos												W	27-24	
01/07	at Raiders	P	0	0	0.0	0	0	0	0	0.0	0	0	W	31-13	
<b>2022 TOTALS</b>		<b>8-0</b>	<b>1</b>	<b>15</b>	<b>15.0</b>	<b>15</b>	<b>0</b>	<b>1</b>	<b>-1</b>	<b>-1.0</b>	<b>-1</b>	<b>0</b>	<b>12-5</b>		

+ - Overtime

## 2022 GAME-BY-GAME POSTSEASON STATISTICS (CHIEFS)

DATE	OPPONENT	P/S	RECEIVING					RUSHING					W/L	SCORE
			NO.	YDS.	AVG.	LG	TD	NO.	YDS.	AVG.	LG	TD		
01/21	Jaguars												W	27-20
01/29	Bengals												W	23-20
02/12	at Eagles												W	38-35
<b>2022 TOTALS</b>		<b>0-0</b>	<b>0</b>	<b>0</b>	<b>0.0</b>	<b>0</b>	<b>0</b>	<b>0</b>	<b>0</b>	<b>0.0</b>	<b>0</b>	<b>0</b>	<b>3-0</b>	



# UPDATED PLAYER BIOS



## L'JARIUS SNEED



**CORNERBACK #38**

**LA TECH**

**4<sup>TH</sup>** YEAR IN THE NFL

**4<sup>TH</sup>** YEAR WITH THE CHIEFS

HEIGHT: 6'1"  
 WEIGHT: 192 LBS  
 DRAFTED: D4-20  
 BIRTHDAY: 1/21/97

### L'JARIUS SNEED'S NFL REGULAR SEASON DEFENSIVE STATISTICS

DATE	TEAM	GP	GS	TACKLES							INTERCEPTIONS					O. FUMB				ST				MISC				
				TK	S	A	TFL	YDS	SK	YDS	QBH	NO	YDS	LG	TD	PD	FF	FR	TD	YDS	TK	S	A	FF	FR	S	A	
2020	Chiefs	9	6	41	31	10	2	19	2.0	19.0	3	3	42	39	0	7	0	0	0	0	0	0	0	0	0	0	0	0
2021	Chiefs	15	15	76	57	19	7	11	1.0	21.0	2	2	2	2	0	8	1	1	0	0	0	0	0	0	0	0	0	
2022	Chiefs	17	17	108	75	33	5	11	3.5	31.0	5	3	57	26	0	11	3	1	0	5	0	0	0	0	0	0	0	
<b>NFL TOTALS</b>		<b>41</b>	<b>38</b>	<b>225</b>	<b>163</b>	<b>62</b>	<b>14</b>	<b>41</b>	<b>6.5</b>	<b>71.0</b>	<b>10</b>	<b>8</b>	<b>101</b>	<b>39</b>	<b>0</b>	<b>26</b>	<b>4</b>	<b>2</b>	<b>0</b>	<b>5</b>	<b>0</b>	<b>0</b>	<b>0</b>	<b>0</b>	<b>0</b>	<b>0</b>	<b>0</b>	

### L'JARIUS SNEED'S NFL POSTSEASON DEFENSIVE STATISTICS

DATE	TEAM	GP	GS	TACKLES							INTERCEPTIONS					O. FUMB				ST				MISC			
				TK	S	A	TFL	YDS	SK	YDS	QBH	NO	YDS	LG	TD	PD	FF	FR	TD	YDS	TK	S	A	FF	FR	S	A
2020	Chiefs	3	3	14	9	5	3	26	2.0	23.0	2	0	0	0	0	0	0	0	0	0	0	0	0	0	0	0	0
2021	Chiefs	3	3	27	20	7	1	0	0.0	0.0	0	1	0	0	0	2	0	0	0	0	0	0	0	0	0	0	0
2022	Chiefs	3	3	17	10	7	0	0	0.0	0.0	0	0	0	0	0	2	0	0	0	0	0	0	0	0	0	0	0
<b>NFL TOTALS</b>		<b>9</b>	<b>9</b>	<b>58</b>	<b>39</b>	<b>19</b>	<b>4</b>	<b>26</b>	<b>2.0</b>	<b>23.0</b>	<b>2</b>	<b>1</b>	<b>0</b>	<b>0</b>	<b>0</b>	<b>4</b>	<b>0</b>	<b>0</b>	<b>0</b>	<b>0</b>	<b>0</b>	<b>0</b>	<b>0</b>	<b>0</b>	<b>0</b>	<b>0</b>	<b>0</b>

### 2022 GAME-BY-GAME REGULAR-SEASON STATISTICS (CHIEFS)

DATE	OPPONENT	P/S	TACKLES							INTERCEPTIONS					O. FUMB				ST				MISC		W/L	SCORE		
			TK	S	A	SK	YDS	TFL	YDS	QBH	NO	YDS	LG	TD	PD	FF	FR	TD	YDS	TK	S	A	FF	FR			S	A
09/11	at Cardinals	S	8	8	0	1.0	7.0	1	7	2	0	0	0	0	1	0	0	0	0	0	0	0	0	0	0	0	W	44-21
09/15	Chargers	S	8	7	1	0.0	0.0	0	0	0	0	0	0	0	0	0	0	0	0	0	0	0	0	0	0	W	27-24	
09/25	at Colts	S	7	5	2	1.0	10.0	0	0	1	0	0	0	0	0	1	1	0	5	0	0	0	0	0	0	L	17-20	
10/02	at Buccaneers	S	9	7	2	1.0	12.0	0	0	1	0	0	0	0	0	1	0	0	0	0	0	0	0	0	0	W	41-31	
10/10	Raiders	S	7	5	2	0.0	0.0	0	0	0	0	0	0	0	0	1	0	0	0	0	0	0	0	0	0	W	30-29	
10/16	Bills	S	8	4	4	0.0	0.0	1	1	0	0	0	0	0	0	0	0	0	0	0	0	0	0	0	0	L	20-24	
10/23	at 49ers	S	6	4	2	0.5	2.0	0	0	1	0	0	0	0	1	0	0	0	0	0	0	0	0	0	0	W	44-23	
11/06	Titans	S	5	3	2	0.0	0.0	0	0	0	0	0	0	0	2	0	0	0	0	0	0	0	0	0	0	W	20-17+	
11/13	Jaguars	S	6	2	4	0.0	0.0	0	0	0	0	0	0	0	0	0	0	0	0	0	0	0	0	0	0	W	27-17	
11/20	at Chargers	S	5	5	0	0.0	0.0	1	0	0	0	0	0	0	2	0	0	0	0	0	0	0	0	0	0	W	30-27	
11/27	Rams	S	7	5	2	0.0	0.0	1	3	0	1	26	26	0	2	0	0	0	0	0	0	0	0	0	0	W	26-10	
12/04	at Bengals	S	6	3	3	0.0	0.0	0	0	0	0	0	0	0	0	0	0	0	0	0	0	0	0	0	0	L	24-27	
12/11	at Broncos	S	7	3	4	0.0	0.0	0	0	0	1	6	6	0	2	0	0	0	0	0	0	0	0	0	0	W	34-28	
12/18	at Texans	S	6	5	1	0.0	0.0	0	0	0	0	0	0	0	0	0	0	0	0	0	0	0	0	0	0	W	30-24+	
12/24	Seahawks	S	7	5	2	0.0	0.0	1	0	0	0	0	0	0	0	0	0	0	0	0	0	0	0	0	0	W	24-10	
01/01	Broncos	S	3	2	1	0.0	0.0	0	0	0	1	25	25	0	1	0	0	0	0	0	0	0	0	0	0	W	27-24	
01/07	at Raiders	S	3	2	1	0.0	0.0	0	0	0	0	0	0	0	0	0	0	0	0	0	0	0	0	0	0	W	31-13	
<b>2022 TOTALS</b>		<b>17-17</b>	<b>108</b>	<b>75</b>	<b>33</b>	<b>3.5</b>	<b>31.0</b>	<b>5</b>	<b>11</b>	<b>5</b>	<b>3</b>	<b>57</b>	<b>26</b>	<b>0</b>	<b>11</b>	<b>3</b>	<b>1</b>	<b>0</b>	<b>5</b>	<b>0</b>	<b>0</b>	<b>0</b>	<b>0</b>	<b>0</b>	<b>0</b>	<b>0</b>	<b>14-3</b>	

+ - Overtime

### 2022 GAME-BY-GAME POSTSEASON STATISTICS (CHIEFS)

DATE	OPPONENT	P/S	TACKLES							INTERCEPTIONS					O. FUMB				ST				MISC		W/L	SCORE	
			TK	S	A	SK	YDS	TFL	YDS	QBH	NO	YDS	LG	TD	PD	FF	FR	TD	YDS	TK	S	A	FF	FR			S
01/21	Jaguars	S	9	6	3	0.0	0.0	0	0	0	0	0	0	0	0	0	0	0	0	0	0	0	0	0	0	W	27-20
01/29	Bengals	S	1	1	0	0.0	0.0	0	0	0	0	0	0	0	0	0	0	0	0	0	0	0	0	0	0	W	23-20
02/12	at Eagles	S	7	3	4	0.0	0.0	0	0	0	0	0	0	0	2	0	0	0	0	0	0	0	0	0	0	W	38-35
<b>2022 TOTALS</b>		<b>3-3</b>	<b>17</b>	<b>10</b>	<b>7</b>	<b>0.0</b>	<b>0.0</b>	<b>0</b>	<b>0</b>	<b>0</b>	<b>0</b>	<b>0</b>	<b>0</b>	<b>0</b>	<b>2</b>	<b>0</b>	<b>0</b>	<b>0</b>	<b>0</b>	<b>0</b>	<b>0</b>	<b>0</b>	<b>0</b>	<b>0</b>	<b>0</b>	<b>3-0</b>	




# UPDATED PLAYER BIOS



## JAWAAN TAYLOR

**TACKLE #74**  
**FLORIDA**



**5<sup>TH</sup>** YEAR IN THE NFL

**1<sup>ST</sup>** YEAR WITH THE CHIEFS

**HEIGHT:** 6'5"  
**WEIGHT:** 330 LBS  
**DRAFTED:** FA-23  
**BIRTHDAY:** 11/25/97

### JAWAAN TAYLOR'S NFL REGULAR SEASON STATISTICS

DATE	TEAM	GP	GS
2019	Jaguars	16	16
2020	Jaguars	16	16
2021	Jaguars	17	17
2022	Jaguars	17	17
<b>NFL TOTALS</b>		<b>66</b>	<b>66</b>

### JAWAAN TAYLOR'S NFL POSTSEASON STATISTICS

DATE	TEAM	GP	GS
2022	Jaguars	2	2
<b>NFL TOTALS</b>		<b>2</b>	<b>2</b>

### 2022 GAME-BY-GAME REGULAR-SEASON STATISTICS (JAGUARS)

DATE	OPPONENT	P/S	W/L	SCORE
09/11	at Commanders	S	L	22-28
09/18	Colts	S	W	24-0
09/25	at Chargers	S	W	38-10
10/02	at Eagles	S	L	21-29
10/09	Texans	S	L	6-13
10/16	at Colts	S	L	27-34
10/23	Giants	S	L	17-23
10/30	Broncos	S	L	17-21
11/06	Raiders	S	W	27-20
11/13	at Chiefs	S	L	17-27
11/27	Ravens	S	W	28-27
12/04	at Lions	S	L	14-40
12/11	at Titans	S	W	36-22
12/18	Cowboys	S	W	40-34+
12/22	at Jets	S	W	19-3
01/01	at Texans	S	W	31-3
01/07	Titans	S	W	20-16
<b>2022 TOTALS</b>		<b>17-17</b>	<b>9-8</b>	

+ - Overtime

### 2022 GAME-BY-GAME POSTSEASON STATISTICS (JAGUARS)

DATE	OPPONENT	P/S	W/L	SCORE
01/14	Chargers	S	W	31-30
01/21	at Chiefs	S	L	20-27
<b>2022 TOTALS</b>		<b>2-2</b>	<b>1-1</b>	



# UPDATED PLAYER BIOS



## REESE TAYLOR

**CORNERBACK #39**  
**PURDUE**

**ROOKIE**

HEIGHT: 5'10"  
WEIGHT: 188 LBS  
DRAFTED: CFA-23  
BIRTHDAY: 8/27/99




## BJ THOMPSON

**DEFENSIVE END #53**  
**STEPHEN F. AUSTIN**

**ROOKIE**

HEIGHT: 6'6"  
WEIGHT: 243 LBS  
DRAFTED: D5-23  
BIRTHDAY: 3/23/99



## JOE THUNEY

**GUARD #62**  
**NORTH CAROLINA STATE**

**8<sup>TH</sup>** YEAR IN  
THE NFL

**3<sup>RD</sup>** YEAR WITH  
THE CHIEFS

HEIGHT: 6'5"  
WEIGHT: 304 LBS  
DRAFTED: FA-21  
BIRTHDAY: 11/18/92



# UPDATED PLAYER BIOS

## JOE THUNEY'S NFL REGULAR SEASON STATISTICS

DATE	TEAM	GP	GS
2016	Patriots	16	16
2017	Patriots	16	16
2018	Patriots	16	16
2019	Patriots	16	16
2020	Patriots	16	16
2021	Chiefs	17	17
2022	Chiefs	15	15
<b>NFL TOTALS</b>		<b>112</b>	<b>112</b>

## JOE THUNEY'S NFL POSTSEASON STATISTICS

DATE	TEAM	GP	GS
2016	Patriots	3	3
2017	Patriots	3	3
2018	Patriots	3	3
2019	Patriots	1	1
2021	Chiefs	3	3
2022	Chiefs	3	3
<b>NFL TOTALS</b>		<b>16</b>	<b>16</b>

## 2022 GAME-BY-GAME REGULAR-SEASON STATISTICS (CHIEFS)

DATE	OPPONENT	P/S	W/L	SCORE
09/11	at Cardinals	S	W	44-21
09/15	Chargers	S	W	27-24
09/25	at Colts	S	L	17-20
10/02	at Buccaneers	S	W	41-31
10/10	Raiders	S	W	30-29
10/16	Bills	S	L	20-24
10/23	at 49ers	S	W	44-23
11/06	Titans	S	W	20-17+
11/13	Jaguars	S	W	27-17
11/20	at Chargers	S	W	30-27
11/27	Rams		W	26-10
12/04	at Bengals		L	24-27
12/11	at Broncos	S	W	34-28
12/18	at Texans	S	W	30-24+
12/24	Seahawks	S	W	24-10
01/01	Broncos	S	W	27-24
01/07	at Raiders	S	W	31-13
<b>2022 TOTALS</b>		<b>15-15</b>	<b>14-3</b>	

+ - Overtime


## 2022 GAME-BY-GAME POSTSEASON STATISTICS (CHIEFS)

DATE	OPPONENT	P/S	W/L	SCORE
01/21	Jaguars	S	W	27-20
01/29	Bengals	S	W	23-20
02/12	at Eagles	S	W	38-35
<b>2022 TOTALS</b>		<b>3-3</b>	<b>3-0</b>	

# UPDATED PLAYER BIOS



## KADARIUS TONEY



**WIDE RECEIVER #19**  
**FLORIDA**

**3<sup>RD</sup>** YEAR IN THE NFL

**2<sup>ND</sup>** YEAR WITH THE CHIEFS

HEIGHT: 6'0"  
WEIGHT: 193 LBS  
DRAFTED: T (NYG)-22  
BIRTHDAY: 1/27/99

### KADARIUS TONEY'S NFL REGULAR SEASON RUSHING/RECEIVING STATISTICS

DATE	TEAM	GP	GS	RECEIVING					RUSHING				
				NO.	YDS.	AVG.	LG	TD	NO.	YDS.	AVG.	LG	TD
2021	Giants	10	4	39	420	10.8	38	0	3	6	2.0	7	0
2022	Giants	2	1	2	0	0.0	2	0	2	23	11.5	19	0
				Went from N.Y. Giants to Kansas City.									
2022	Chiefs	7	3	14	171	12.2	38	2	5	59	11.8	32	1
2022	<b>TOTAL</b>	<b>9</b>	<b>4</b>	<b>16</b>	<b>171</b>	<b>10.7</b>	<b>38</b>	<b>2</b>	<b>7</b>	<b>82</b>	<b>11.7</b>	<b>32</b>	<b>1</b>
<b>NFL TOTALS</b>		<b>19</b>	<b>8</b>	<b>55</b>	<b>591</b>	<b>10.7</b>	<b>38</b>	<b>2</b>	<b>10</b>	<b>88</b>	<b>8.8</b>	<b>32</b>	<b>1</b>

### KADARIUS TONEY'S NFL POSTSEASON RUSHING/RECEIVING STATISTICS

DATE	TEAM	GP	GS	RECEIVING					RUSHING				
				NO.	YDS.	AVG.	LG	TD	NO.	YDS.	AVG.	LG	TD
2022	Chiefs	3	1	7	50	7.1	9	1	1	14	14.0	14	0
<b>NFL TOTALS</b>		<b>3</b>	<b>1</b>	<b>7</b>	<b>50</b>	<b>7.1</b>	<b>9</b>	<b>1</b>	<b>1</b>	<b>14</b>	<b>14.0</b>	<b>14</b>	<b>0</b>

### KADARIUS TONEY'S NFL REGULAR SEASON RETURN STATISTICS

DATE	TEAM	KICKOFF RETURNS					PUNT RETURNS					
		RET.	YDS.	AVG.	LG	TD	NO.	FC	YDS.	AVG.	LG	TD
2021	Giants	0	0	0.0	0	0	1	1	0	0.0	0	0
2022	Giants	0	0	0.0	0	0	0	0	0	0.0	0	0
				Went from N.Y. Giants to Kansas City.								
2022	Chiefs	0	0	0.0	0	0	10	4	61	6.1	9	0
2022	<b>TOTAL</b>	<b>0</b>	<b>0</b>	<b>0.0</b>	<b>0</b>	<b>0</b>	<b>10</b>	<b>4</b>	<b>61</b>	<b>6.1</b>	<b>9</b>	<b>0</b>
<b>NFL TOTALS</b>		<b>0</b>	<b>0</b>	<b>0.0</b>	<b>0</b>	<b>0</b>	<b>11</b>	<b>5</b>	<b>61</b>	<b>5.5</b>	<b>9</b>	<b>0</b>

### KADARIUS TONEY'S NFL POSTSEASON RETURN STATISTICS

DATE	TEAM	KICKOFF RETURNS					PUNT RETURNS					
		RET.	YDS.	AVG.	LG	TD	NO.	FC	YDS.	AVG.	LG	TD
2022	Chiefs	0	0	0.0	0	0	6	0	112	18.7	65	0
<b>NFL TOTALS</b>		<b>0</b>	<b>0</b>	<b>0.0</b>	<b>0</b>	<b>0</b>	<b>6</b>	<b>0</b>	<b>112</b>	<b>18.7</b>	<b>65</b>	<b>0</b>

# UPDATED PLAYER BIOS


## 2022 GAME-BY-GAME REGULAR-SEASON STATISTICS (GIANTS/CHEIFS)

DATE	OPPONENT	P/S	RECEIVING					RUSHING					W/L	SCORE
			NO.	YDS.	AVG.	LG	TD	NO.	YDS.	AVG.	LG	TD		
09/11	at Titans	P	0	0	0.0	0	0	2	23	11.5	19	0	W	21-20
09/18	Panthers	S	2	0	0.0	2	0	0	0	0.0	0	0	W	19-16
09/26	Cowboys												L	16-23
10/02	Bears												W	20-12
10/09	at Packers												W	27-22
10/16	Ravens												W	24-20
10/23	at Jaguars												W	23-17
Went from <b>Giants to Chiefs.</b>														
11/06	Titans	S	2	12	6.0	10	0	0	0	0.0	0	0	W	20-17+
11/13	Jaguars	P	4	57	14.3	23	1	2	33	16.5	32	0	W	27-17
11/20	at Chargers	P	0	0	0.0	0	0	0	0	0.0	0	0	W	30-27
11/27	Rams												W	26-10
12/04	at Bengals												L	24-27
12/11	at Broncos												W	34-28
12/18	at Texans	P	1	5	5.0	5	0	0	0	0.0	0	0	W	30-24+
12/24	Seahawks	P	1	8	8.0	8t	1	0	0	0.0	0	0	W	24-10
01/01	Broncos	S	4	71	17.8	38	0	0	0	0.0	0	0	W	27-24
01/07	at Raiders	S	2	18	9.0	10	0	3	26	8.7	14	1	W	31-13
<b>2022 TOTALS</b>		<b>9-4</b>	<b>16</b>	<b>171</b>	<b>10.7</b>	<b>38</b>	<b>2</b>	<b>7</b>	<b>82</b>	<b>11.7</b>	<b>32</b>	<b>1</b>	<b>15-2</b>	

+ - Overtime




## 2022 GAME-BY-GAME POSTSEASON STATISTICS (CHIEFS)


DATE	OPPONENT	P/S	RECEIVING					RUSHING					W/L	SCORE
			NO.	YDS.	AVG.	LG	TD	NO.	YDS.	AVG.	LG	TD		
01/21	Jaguars	P	5	36	7.2	9	0	1	14	14.0	14	0	W	27-20
01/29	Bengals	S	1	9	9.0	9	0	0	0	0.0	0	0	W	23-20
02/12	at Eagles	P	1	5	5.0	5t	1	0	0	0.0	0	0	W	38-35
<b>2022 TOTALS</b>		<b>3-1</b>	<b>7</b>	<b>50</b>	<b>7.1</b>	<b>9</b>	<b>1</b>	<b>1</b>	<b>14</b>	<b>14.0</b>	<b>14</b>	<b>0</b>	<b>3-0</b>	



# TOMMY TOWNSEND

**PUNTER #5**  
**FLORIDA**



**4<sup>TH</sup>** YEAR IN THE NFL

**4<sup>TH</sup>** YEAR WITH THE CHIEFS

HEIGHT: **6'1"**  
 WEIGHT: **191 LBS**  
 DRAFTED: **CFA-20**  
 BIRTHDAY: **11/12/96**

## TOMMY TOWNSEND'S NFL REGULAR SEASON PUNTING STATISTICS

DATE	TEAM	GP	NO.	YDS.	AVG.	OPP. RET.	YDS.	NET YDS.	AVG.	TB	IN20	LG	BK
2020	Chiefs	16	52	2,339	45.0	15	119	2,100	40.4	6	20	67	0
2021	Chiefs	16	37	1,746	47.2	17	64	1,622	43.8	3	20	68	0
2022	Chiefs	17	53	2,672	50.4	22	176	2,416	45.6	4	22	76	0
<b>NFL TOTALS</b>		<b>49</b>	<b>142</b>	<b>6,757</b>	<b>47.6</b>	<b>54</b>	<b>359</b>	<b>6,138</b>	<b>43.2</b>	<b>13</b>	<b>62</b>	<b>76</b>	<b>0</b>

# UPDATED PLAYER BIOS

## TOMMY TOWNSEND'S NFL POSTSEASON PUNTING STATISTICS

DATE	TEAM	GP	NO.	YDS.	AVG.	OPP. RET.	YDS.	NET YDS.	AVG.	TB	IN20	LG	BK
2020	Chiefs	3	4	151	37.8	1	0	131	32.8	1	1	51	0
2021	Chiefs	3	10	435	43.5	4	35	380	38.0	1	5	57	0
2022	Chiefs	3	10	452	45.2	6	63	389	38.9	0	5	60	0
<b>NFL TOTALS</b>		<b>9</b>	<b>24</b>	<b>1,038</b>	<b>43.3</b>	<b>11</b>	<b>98</b>	<b>900</b>	<b>37.5</b>	<b>2</b>	<b>11</b>	<b>60</b>	<b>0</b>

## 2022 GAME-BY-GAME REGULAR-SEASON STATISTICS (CHIEFS)

DATE	OPPONENT		NO.	YDS.	AVG.	OPP. RET.	YDS.	NET YDS.	AVG	TB	IN20	LG	BK	W/L	SCORE
09/11	at Cardinals	P	2	108	54.0	1	-1	89	44.5	1	0	58	0	W	44-21
09/15	Chargers	P	6	333	55.5	2	17	296	49.3	1	3	74	0	W	27-24
09/25	at Colts	P	3	170	56.7	1	10	160	53.3	0	2	65	0	L	17-20
10/02	at Buccaneers	P	1	43	43.0	0	0	43	43.0	0	0	43	0	W	41-31
10/10	Raiders	P	3	145	48.3	1	3	142	47.3	0	1	60	0	W	30-29
10/16	Bills	P	3	173	57.7	2	6	167	55.7	0	1	60	0	L	20-24
10/23	at 49ers	P	1	33	33.0	0	0	33	33.0	0	1	33	0	W	44-23
11/06	Titans	P	6	283	47.2	2	11	252	42.0	1	2	53	0	W	20-17+
11/13	Jaguars	P	2	91	45.5	1	19	72	36.0	0	1	51	0	W	27-17
11/20	at Chargers	P	2	92	46.0	0	0	92	46.0	0	0	50	0	W	30-27
11/27	Rams	P	1	49	49.0	0	0	49	49.0	0	1	49	0	W	26-10
12/04	at Bengals	P	1	55	55.0	1	10	45	45.0	0	0	55	0	L	24-27
12/11	at Broncos	P	3	199	66.3	1	21	158	52.7	1	1	76	0	W	34-28
12/18	at Texans	P	4	193	48.3	3	23	170	42.5	0	2	57	0	W	30-24+
12/24	Seahawks	P	6	246	41.0	2	12	234	39.0	0	3	56	0	W	24-10
01/01	Broncos	P	5	263	52.6	3	37	226	45.2	0	1	60	0	W	27-24
01/07	at Raiders	P	4	196	49.0	2	8	188	47.0	0	3	61	0	W	31-13
<b>2022 TOTALS</b>			<b>17</b>	<b>53</b>	<b>2,672</b>	<b>50.4</b>	<b>22</b>	<b>176</b>	<b>2,416</b>	<b>45.6</b>	<b>4</b>	<b>22</b>	<b>76</b>	<b>0</b>	<b>14-3</b>

+ - Overtime


## 2022 GAME-BY-GAME POSTSEASON STATISTICS (CHIEFS)

DATE	OPPONENT		NO.	YDS.	AVG.	OPP. RET.	YDS.	NET YDS.	AVG	TB	IN20	LG	BK	W/L	SCORE
01/21	Jaguars	P	4	203	50.8	3	23	180	45.0	0	2	60	0	W	27-20
01/29	Bengals	P	4	151	37.8	1	5	146	36.5	0	3	44	0	W	23-20
02/12	at Eagles	P	2	98	49.0	2	35	63	31.5	0	0	50	0	W	38-35
<b>2022 TOTALS</b>			<b>3</b>	<b>10</b>	<b>452</b>	<b>45.2</b>	<b>6</b>	<b>63</b>	<b>389</b>	<b>38.9</b>	<b>0</b>	<b>5</b>	<b>60</b>	<b>0</b>	<b>3-0</b>



**DRUE  
TRANQUILL**

**LINEBACKER #23**  
**NOTRE DAME**



**5<sup>TH</sup>** YEAR IN THE NFL

**1<sup>ST</sup>** YEAR WITH THE CHIEFS

HEIGHT: 6'2"  
WEIGHT: 234 LBS  
DRAFTED: FA-23  
BIRTHDAY: 8/15/95

## DRUE TRANQUILL'S NFL REGULAR SEASON DEFENSIVE STATISTICS

DATE	TEAM	GP	GS	TACKLES							INTERCEPTIONS					O. FUMB				ST			MISC				
				TK	S	A	TFL	YDS	SK	YDS	QBH	NO	YDS	LG	TD	PD	FF	FR	TD	YDS	TK	S	A	FR	S	A	
2019	Chargers	15	3	64	50	14	4	10	0.0	0.0	0	0	0	0	1	0	0	0	0	11	11	0	0	0	0	0	
2020	Chargers	1	1	1	1	0	0	0	0.0	0.0	0	0	0	0	0	0	0	0	0	0	0	0	0	0	0	0	
2021	Chargers	14	7	70	42	28	5	22	1.5	14.0	3	0	0	0	1	0	1	0	0	6	3	3	0	0	0	0	
2022	Chargers	17	16	143	92	51	9	34	5.0	27.0	8	1	20	20	0	4	1	0	0	0	2	2	0	0	0	0	
<b>NFL TOTALS</b>		<b>47</b>	<b>27</b>	<b>278</b>	<b>185</b>	<b>93</b>	<b>18</b>	<b>66</b>	<b>6.5</b>	<b>41.0</b>	<b>11</b>	<b>1</b>	<b>20</b>	<b>20</b>	<b>0</b>	<b>6</b>	<b>1</b>	<b>1</b>	<b>0</b>	<b>0</b>	<b>19</b>	<b>16</b>	<b>3</b>	<b>0</b>	<b>0</b>	<b>0</b>	<b>0</b>





# UPDATED PLAYER BIOS

## DRUE TRANQUILL'S NFL POSTSEASON DEFENSIVE STATISTICS

DATE	TEAM	GP	GS	TACKLES							INTERCEPTIONS					O. FUMB				ST			MISC				
				TK	S	A	TFL	YDS	SK	YDS	QBH	NO	YDS	LG	TD	PD	FF	FR	TD	YDS	TK	S	A	FF	FR	S	A
2022	Chargers	1	1	5	5	0	0	0	0.0	0.0	0	1	15	15	0	1	0	0	0	0	0	0	0	0	0	0	0
<b>NFL TOTALS</b>		<b>1</b>	<b>1</b>	<b>5</b>	<b>5</b>	<b>0</b>	<b>0</b>	<b>0</b>	<b>0.0</b>	<b>0.0</b>	<b>0</b>	<b>1</b>	<b>15</b>	<b>15</b>	<b>0</b>	<b>1</b>	<b>0</b>	<b>0</b>	<b>0</b>	<b>0</b>	<b>0</b>	<b>0</b>	<b>0</b>	<b>0</b>	<b>0</b>	<b>0</b>	

## 2022 GAME-BY-GAME REGULAR-SEASON STATISTICS (CHARGERS)

DATE	OPPONENT	P/S	TACKLES							INTERCEPTIONS					O. FUMB				ST			MISC		W/L	SCORE			
			TK	S	A	SK	YDS	TFL	YDS	QBH	NO	YDS	LG	TD	PD	FF	FR	TD	YDS	TK	S	A	FF			FR	S	A
09/11	Raiders	S	5	3	2	0.0	0.0	0	0	0	1	20	20	0	1	0	0	0	0	1	1	0	0	0	0	0	W	24-19
09/15	at Chiefs	S	6	4	2	0.0	0.0	0	0	0	0	0	0	0	0	0	0	0	0	0	0	0	0	0	0	L	24-27	
09/25	Jaguars	P	11	9	2	0.0	0.0	0	0	0	0	0	0	0	1	0	0	0	0	1	1	0	0	0	0	L	10-38	
10/02	at Texans	S	11	5	6	0.0	0.0	0	0	1	0	0	0	0	0	0	0	0	0	0	0	0	0	0	0	W	34-24	
10/09	at Browns	S	6	3	3	0.0	0.0	0	0	0	0	0	0	0	0	0	0	0	0	0	0	0	0	0	0	W	30-28	
10/17	Broncos	S	8	6	2	2.0	13.0	2	13	3	0	0	0	0	0	0	0	0	0	0	0	0	0	0	0	W	19-16+	
10/23	Seahawks	S	7	7	0	0.0	0.0	0	0	0	0	0	0	0	0	0	0	0	0	0	0	0	0	0	0	L	23-37	
11/06	at Falcons	S	10	7	3	1.0	7.0	2	7	1	0	0	0	0	0	0	0	0	0	0	0	0	0	0	0	W	20-17	
11/13	at 49ers	S	15	7	8	0.0	0.0	0	0	0	0	0	0	0	0	0	0	0	0	0	0	0	0	0	0	L	16-22	
11/20	Chiefs	S	7	6	1	0.0	0.0	0	0	0	0	0	0	0	0	0	0	0	0	0	0	0	0	0	0	L	27-30	
11/27	at Cardinals	S	9	7	2	0.0	0.0	1	1	1	0	0	0	0	0	0	0	0	0	0	0	0	0	0	0	W	25-24	
12/04	at Raiders	S	5	4	1	0.0	0.0	0	0	0	0	0	0	0	0	0	0	0	0	0	0	0	0	0	0	L	20-27	
12/11	Dolphins	S	5	4	1	0.0	0.0	0	0	1	0	0	0	0	2	0	0	0	0	0	0	0	0	0	0	W	23-17	
12/18	Titans	S	10	7	3	1.0	7.0	1	7	1	0	0	0	0	0	1	0	0	0	0	0	0	0	0	0	W	17-14	
12/26	at Colts	S	11	4	7	1.0	0.0	0	0	1	0	0	0	0	0	0	0	0	0	0	0	0	0	0	0	W	20-3	
01/01	Rams	S	11	6	5	0.0	0.0	2	5	0	0	0	0	0	0	0	0	0	0	0	0	0	0	0	0	W	31-10	
01/08	at Broncos	S	6	3	3	0.0	0.0	1	1	0	0	0	0	0	0	0	0	0	0	0	0	0	0	0	0	L	28-31	
<b>2022 TOTALS</b>		<b>17-16</b>	<b>143</b>	<b>92</b>	<b>51</b>	<b>5.0</b>	<b>27.0</b>	<b>9</b>	<b>34</b>	<b>8</b>	<b>1</b>	<b>20</b>	<b>20</b>	<b>0</b>	<b>4</b>	<b>1</b>	<b>0</b>	<b>0</b>	<b>0</b>	<b>2</b>	<b>2</b>	<b>0</b>	<b>0</b>	<b>0</b>	<b>0</b>	<b>10-7</b>		

+ - Overtime

## 2022 GAME-BY-GAME POSTSEASON STATISTICS (CHARGERS)

DATE	OPPONENT	P/S	TACKLES							INTERCEPTIONS					O. FUMB				ST			MISC		W/L	SCORE			
			TK	S	A	SK	YDS	TFL	YDS	QBH	NO	YDS	LG	TD	PD	FF	FR	TD	YDS	TK	S	A	FF			FR	S	A
01/14	at Jaguars	S	5	5	0	0.0	0.0	0	0	0	1	15	15	0	1	0	0	0	0	0	0	0	0	0	0	0	L	30-31
<b>2022 TOTALS</b>		<b>1-1</b>	<b>5</b>	<b>5</b>	<b>0</b>	<b>0.0</b>	<b>0.0</b>	<b>0</b>	<b>0</b>	<b>0</b>	<b>1</b>	<b>15</b>	<b>15</b>	<b>0</b>	<b>1</b>	<b>0</b>	<b>0</b>	<b>0</b>	<b>0</b>	<b>0</b>	<b>0</b>	<b>0</b>	<b>0</b>	<b>0</b>	<b>0</b>	<b>0-1</b>		




# MARQUEZ VALDES-SCANTLING

**WIDE RECEIVER #11**  
SOUTH FLORIDA

**6<sup>TH</sup>** YEAR IN THE NFL

**2<sup>ND</sup>** YEAR WITH THE CHIEFS

HEIGHT: 6'4"  
WEIGHT: 206 LBS  
DRAFTED: FA-22  
BIRTHDAY: 10/10/94



## MARQUEZ VALDES-SCANTLING'S NFL REGULAR SEASON RUSHING/RECEIVING STATISTICS

DATE	TEAM	GP	GS	RECEIVING					RUSHING				
				NO.	YDS.	AVG.	LG	TD	NO.	YDS.	AVG.	LG	TD
2018	Packers	16	10	38	581	15.3	60	2	2	29	14.5	21	0
2019	Packers	16	10	26	452	17.4	74t	2	2	9	4.5	9	0
2020	Packers	16	12	33	690	20.9	78t	6	4	13	3.3	9	0
2021	Packers	11	7	26	430	16.5	75t	3	0	0	0.0	0	0
2022	Chiefs	17	11	42	687	16.4	57	2	1	-3	-3.0	-3	0
<b>NFL TOTALS</b>		<b>76</b>	<b>50</b>	<b>165</b>	<b>2,840</b>	<b>17.2</b>	<b>78T</b>	<b>15</b>	<b>9</b>	<b>48</b>	<b>5.3</b>	<b>21</b>	<b>0</b>



# UPDATED PLAYER BIOS

## MARQUEZ VALDES-SCANTLING'S NFL POSTSEASON RUSHING/RECEIVING STATISTICS

DATE	TEAM	GP	GS	RECEIVING					RUSHING				
				NO.	YDS.	AVG.	LG	TD	NO.	YDS.	AVG.	LG	TD
2019	Packers	2	0	1	8	8.0	8	0	0	0	0.0	0	0
2020	Packers	2	2	8	148	18.5	50t	1	0	0	0.0	0	0
2021	Packers	0	0	0	0	0.0	0	0	0	0	0.0	0	0
2022	Chiefs	3	2	7	122	17.4	29	2	0	0	0.0	0	0
<b>NFL TOTALS</b>		<b>7</b>	<b>4</b>	<b>16</b>	<b>278</b>	<b>17.4</b>	<b>50T</b>	<b>3</b>	<b>0</b>	<b>0</b>	<b>0.0</b>	<b>0</b>	<b>0</b>

## MARQUEZ VALDES-SCANTLING'S NFL REGULAR SEASON RETURN STATISTICS

DATE	TEAM	KICKOFF RETURNS					PUNT RETURNS					
		RET.	YDS.	AVG.	LG	TD	NO.	FC	YDS.	AVG.	LG	TD
2018	Packers	1	21	21.0	21	0	0	0	0	0.0	0	0
2019	Packers	0	0	0.0	0	0	0	0	0	0.0	0	0
2020	Packers	0	0	0.0	0	0	0	0	0	0.0	0	0
2021	Packers	0	0	0.0	0	0	0	0	0	0.0	0	0
2022	Chiefs	0	0	0.0	0	0	0	0	0	0.0	0	0
<b>NFL TOTALS</b>		<b>1</b>	<b>21</b>	<b>21.0</b>	<b>21</b>	<b>0</b>	<b>0</b>	<b>0</b>	<b>0</b>	<b>0.0</b>	<b>0</b>	<b>0</b>

## MARQUEZ VALDES-SCANTLING'S NFL POSTSEASON RETURN STATISTICS

DATE	TEAM	KICKOFF RETURNS					PUNT RETURNS					
		RET.	YDS.	AVG.	LG	TD	NO.	FC	YDS.	AVG.	LG	TD
2019	Packers	0	0	0.0	0	0	0	0	0	0.0	0	0
2020	Packers	0	0	0.0	0	0	0	0	0	0.0	0	0
2021	Packers	0	0	0.0	0	0	0	0	0	0.0	0	0
2022	Chiefs	0	0	0.0	0	0	0	0	0	0.0	0	0
<b>NFL TOTALS</b>		<b>0</b>	<b>0</b>	<b>0.0</b>	<b>0</b>	<b>0</b>	<b>0</b>	<b>0</b>	<b>0</b>	<b>0.0</b>	<b>0</b>	<b>0</b>

## 2022 GAME-BY-GAME REGULAR-SEASON STATISTICS (CHIEFS)

DATE	OPPONENT	P/S	RECEIVING					RUSHING					W/L	SCORE
			NO.	YDS.	AVG.	LG	TD	NO.	YDS.	AVG.	LG	TD		
09/11	at Cardinals	S	4	44	11.0	17	0	1	-3	-3.0	-3	0	W	44-21
09/15	Chargers	S	2	13	6.5	7	0	0	0	0.0	0	0	W	27-24
09/25	at Colts	S	4	48	12.0	24	0	0	0	0.0	0	0	L	17-20
10/02	at Buccaneers	P	3	63	21.0	36	0	0	0	0.0	0	0	W	41-31
10/10	Raiders	S	6	90	15.0	23	0	0	0	0.0	0	0	W	30-29
10/16	Bills	S	0	0	0.0	0	0	0	0	0.0	0	0	L	20-24
10/23	at 49ers	P	3	111	37.0	57	0	0	0	0.0	0	0	W	44-23
11/06	Titans	P	1	12	12.0	12	0	0	0	0.0	0	0	W	20-17+
11/13	Jaguars	S	3	60	20.0	36	1	0	0	0.0	0	0	W	27-17
11/20	at Chargers	P	1	18	18.0	18	0	0	0	0.0	0	0	W	30-27
11/27	Rams	P	4	56	14.0	23	0	0	0	0.0	0	0	W	26-10
12/04	at Bengals	S	2	71	35.5	42	0	0	0	0.0	0	0	L	24-27
12/11	at Broncos	S	1	20	20.0	20	0	0	0	0.0	0	0	W	34-28
12/18	at Texans	S	3	26	8.7	15	1	0	0	0.0	0	0	W	30-24+
12/24	Seahawks	P	0	0	0.0	0	0	0	0	0.0	0	0	W	24-10
01/01	Broncos	S	2	28	14.0	22	0	0	0	0.0	0	0	W	27-24
01/07	at Raiders	S	3	27	9.0	13	0	0	0	0.0	0	0	W	31-13
<b>2022 TOTALS</b>		<b>17-11</b>	<b>42</b>	<b>687</b>	<b>16.4</b>	<b>57</b>	<b>2</b>	<b>1</b>	<b>-3</b>	<b>-3.0</b>	<b>-3</b>	<b>0</b>	<b>14-3</b>	

+ - Overtime

## 2022 GAME-BY-GAME POSTSEASON STATISTICS (CHIEFS)

DATE	OPPONENT	P/S	RECEIVING					RUSHING					W/L	SCORE
			NO.	YDS.	AVG.	LG	TD	NO.	YDS.	AVG.	LG	TD		
01/21	Jaguars	S	1	6	6.0	6t	1	0	0	0.0	0	0	W	27-20
01/29	Bengals	P	6	116	19.3	29	1	0	0	0.0	0	0	W	23-20
02/12	at Eagles	S	0	0	0.0	0	0	0	0	0.0	0	0	W	38-35
<b>2022 TOTALS</b>		<b>3-2</b>	<b>7</b>	<b>122</b>	<b>17.4</b>	<b>29</b>	<b>2</b>	<b>0</b>	<b>0</b>	<b>0.0</b>	<b>0</b>	<b>0</b>	<b>3-0</b>	

# UPDATED PLAYER BIOS



## PRINCE TEGA WANOGHO



**TACKLE #76**  
**AUBURN**

**2<sup>ND</sup>** YEAR IN THE NFL

**2<sup>ND</sup>** YEAR WITH THE CHIEFS

HEIGHT: 6'5"  
WEIGHT: 308 LBS  
DRAFTED: FA-20  
BIRTHDAY: 11/22/97

### PRINCE TEGA WANOGHO'S NFL REGULAR SEASON STATISTICS

DATE	TEAM	GP	GS
2020	Eagles	1	0
2021	Chiefs	2	0
2022	Chiefs	17	0
<b>NFL TOTALS</b>		<b>20</b>	<b>0</b>

### PRINCE TEGA WANOGHO'S NFL POSTSEASON STATISTICS

DATE	TEAM	GP	GS
2020	Chiefs	0	0
2021	Chiefs	0	0
2022	Chiefs	3	0
<b>NFL TOTALS</b>		<b>3</b>	<b>0</b>

### 2022 GAME-BY-GAME REGULAR-SEASON STATISTICS (CHIEFS)

DATE	OPPONENT	P/S	W/L	SCORE
09/11	at Cardinals	P	W	44-21
09/15	Chargers	P	W	27-24
09/25	at Colts	P	L	17-20
10/02	at Buccaneers	P	W	41-31
10/10	Raiders	P	W	30-29
10/16	Bills	P	L	20-24
10/23	at 49ers	P	W	44-23
11/06	Titans	P	W	20-17+
11/13	Jaguars	P	W	27-17
11/20	at Chargers	P	W	30-27
11/27	Rams	P	W	26-10
12/04	at Bengals	P	L	24-27
12/11	at Broncos	P	W	34-28
12/18	at Texans	P	W	30-24+
12/24	Seahawks	P	W	24-10
01/01	Broncos	P	W	27-24
01/07	at Raiders	P	W	31-13
<b>2022 TOTALS</b>			<b>14-3</b>	

+ - Overtime

### 2022 GAME-BY-GAME POSTSEASON STATISTICS (CHIEFS)


DATE	OPPONENT	P/S	W/L	SCORE
01/21	Jaguars	P	W	27-20
01/29	Bengals	P	W	23-20
02/12	at Eagles	P	W	38-35
<b>2022 TOTALS</b>			<b>3-0</b>	



# UPDATED PLAYER BIOS



## JAYLEN WATSON



**CORNERBACK #35**  
**WASHINGTON STATE**

**2<sup>ND</sup>** YEAR IN THE NFL

**2<sup>ND</sup>** YEAR WITH THE CHIEFS

HEIGHT: 6'2"  
WEIGHT: 197 LBS  
DRAFTED: D7A-22  
BIRTHDAY: 9/17/98

### JAYLEN WATSON'S NFL REGULAR SEASON DEFENSIVE STATISTICS

DATE	TEAM	GP	TACKLES								INTERCEPTIONS					O. FUMB				ST				MISC			
			GS	TK	S	A	TFL	YDS	SK	YDS	QBH	NO	YDS	LG	TD	PD	FF	FR	TD	YDS	TK	S	A	FF	FR	S	A
2022	Chiefs	16	6	46	37	9	3	4	0.0	0.0	0	1	99	99t	1	6	0	0	0	0	3	0	3	0	0	0	0
<b>NFL TOTALS</b>		<b>16</b>	<b>6</b>	<b>46</b>	<b>37</b>	<b>9</b>	<b>3</b>	<b>4</b>	<b>0.0</b>	<b>0.0</b>	<b>0</b>	<b>1</b>	<b>99</b>	<b>99T</b>	<b>1</b>	<b>6</b>	<b>0</b>	<b>0</b>	<b>0</b>	<b>0</b>	<b>3</b>	<b>0</b>	<b>3</b>	<b>0</b>	<b>0</b>	<b>0</b>	<b>0</b>

### JAYLEN WATSON'S NFL POSTSEASON DEFENSIVE STATISTICS

DATE	TEAM	GP	TACKLES								INTERCEPTIONS					O. FUMB				ST				MISC			
			GS	TK	S	A	TFL	YDS	SK	YDS	QBH	NO	YDS	LG	TD	PD	FF	FR	TD	YDS	TK	S	A	FF	FR	S	A
2022	Chiefs	3	3	10	10	0	0	0	0.0	0.0	1	2	11	10	0	4	0	0	0	0	1	1	0	0	0	0	0
<b>NFL TOTALS</b>		<b>3</b>	<b>3</b>	<b>10</b>	<b>10</b>	<b>0</b>	<b>0</b>	<b>0</b>	<b>0.0</b>	<b>0.0</b>	<b>1</b>	<b>2</b>	<b>11</b>	<b>10</b>	<b>0</b>	<b>4</b>	<b>0</b>	<b>0</b>	<b>0</b>	<b>0</b>	<b>1</b>	<b>1</b>	<b>0</b>	<b>0</b>	<b>0</b>	<b>0</b>	<b>0</b>

### 2022 GAME-BY-GAME REGULAR-SEASON STATISTICS (CHIEFS)

DATE	OPPONENT	P/S	TACKLES								INTERCEPTIONS					O. FUMB				ST				MISC		W/L	SCORE										
			TK	S	A	SK	YDS	TFL	YDS	QBH	NO	YDS	LG	TD	PD	FF	FR	TD	YDS	TK	S	A	FF	FR	S			A									
09/11	at Cardinals	P	0	0	0	0.0	0.0	0	0	0	0	0	0	0	1	0	0	0	0	2	0	2	0	0	0	0	0	W	44-21								
09/15	Chargers	S	4	3	1	0.0	0.0	0	0	0	1	99	99	1	1	0	0	0	0	0	0	0	0	0	0	0	0	W	27-24								
09/25	at Colts	S	7	6	1	0.0	0.0	1	1	0	0	0	0	0	1	0	0	0	0	0	0	0	0	0	0	0	L	17-20									
10/02	at Buccaneers	S	5	5	0	0.0	0.0	0	0	0	0	0	0	0	1	0	0	0	0	0	0	0	0	0	0	0	W	41-31									
10/10	Raiders	P	2	1	1	0.0	0.0	0	0	0	0	0	0	0	0	0	0	0	0	0	0	0	0	0	0	0	W	30-29									
10/16	Bills	S	6	5	1	0.0	0.0	0	0	0	0	0	0	0	0	0	0	0	0	0	0	0	0	0	0	0	L	20-24									
10/23	at 49ers	S	6	4	2	0.0	0.0	0	0	0	0	0	0	0	0	0	0	0	0	0	0	0	0	0	0	0	W	44-23									
11/06	Titans	P	0	0	0	0.0	0.0	0	0	0	0	0	0	0	1	0	0	0	0	0	0	0	0	0	0	0	W	20-17+									
11/13	Jaguars	P	1	1	0	0.0	0.0	0	0	0	0	0	0	0	0	0	0	0	0	0	0	0	0	0	0	0	W	27-17									
11/20	at Chargers	P	2	2	0	0.0	0.0	1	2	0	0	0	0	0	0	0	0	0	0	0	0	0	0	0	0	0	W	30-27									
11/27	Rams	P	0	0	0	0.0	0.0	0	0	0	0	0	0	0	0	0	0	0	0	0	0	0	0	0	0	0	W	26-10									
12/04	at Bengals		DID NOT PLAY																																	L	24-27
12/11	at Broncos	P	3	1	2	0.0	0.0	0	0	0	0	0	0	0	0	0	0	0	0	0	0	0	0	0	0	0	W	34-28									
12/18	at Texans	P	0	0	0	0.0	0.0	0	0	0	0	0	0	0	1	0	0	0	0	0	0	0	0	0	0	0	W	30-24+									
12/24	Seahawks	P	2	2	0	0.0	0.0	1	1	0	0	0	0	0	0	0	0	0	0	0	0	0	0	0	0	0	W	24-10									
01/01	Broncos	S	7	6	1	0.0	0.0	0	0	0	0	0	0	0	0	0	0	0	0	0	0	0	0	0	0	0	W	27-24									
01/07	at Raiders	P	1	1	0	0.0	0.0	0	0	0	0	0	0	0	0	0	0	0	0	1	0	1	0	0	0	0	W	31-13									
<b>2022 TOTALS</b>		<b>16-6</b>	<b>46</b>	<b>37</b>	<b>9</b>	<b>0.0</b>	<b>0.0</b>	<b>3</b>	<b>4</b>	<b>0</b>	<b>1</b>	<b>99</b>	<b>99T</b>	<b>1</b>	<b>6</b>	<b>0</b>	<b>0</b>	<b>0</b>	<b>0</b>	<b>3</b>	<b>0</b>	<b>3</b>	<b>0</b>	<b>0</b>	<b>0</b>	<b>0</b>	<b>0</b>	<b>14-3</b>									

+ - Overtime

### 2022 GAME-BY-GAME POSTSEASON STATISTICS (CHIEFS)


DATE	OPPONENT	P/S	TACKLES								INTERCEPTIONS					O. FUMB				ST				MISC		W/L	SCORE	
			TK	S	A	SK	YDS	TFL	YDS	QBH	NO	YDS	LG	TD	PD	FF	FR	TD	YDS	TK	S	A	FF	FR	S			A
01/21	Jaguars	S	3	3	0	0.0	0.0	0	0	1	1	1	1	0	2	0	0	0	0	1	1	0	0	0	0	0	W	27-20
01/29	Bengals	S	4	4	0	0.0	0.0	0	0	0	1	10	10	0	2	0	0	0	0	0	0	0	0	0	0	0	W	23-20
02/12	at Eagles	S	3	3	0	0.0	0.0	0	0	0	0	0	0	0	0	0	0	0	0	0	0	0	0	0	0	W	38-35	
<b>2022 TOTALS</b>		<b>3-3</b>	<b>10</b>	<b>10</b>	<b>0</b>	<b>0.0</b>	<b>0.0</b>	<b>0</b>	<b>0</b>	<b>1</b>	<b>2</b>	<b>11</b>	<b>10</b>	<b>0</b>	<b>4</b>	<b>0</b>	<b>0</b>	<b>0</b>	<b>0</b>	<b>1</b>	<b>1</b>	<b>0</b>	<b>0</b>	<b>0</b>	<b>0</b>	<b>0</b>	<b>3-0</b>	



# UPDATED PLAYER BIOS



## JUSTIN WATSON



**WIDE RECEIVER #84**  
**PENNSYLVANIA**

**6<sup>TH</sup>** YEAR IN THE NFL

**2<sup>ND</sup>** YEAR WITH THE CHIEFS

HEIGHT: 6'2"  
WEIGHT: 215 LBS  
DRAFTED: FA-22  
BIRTHDAY: 4/4/96

### JUSTIN WATSON'S NFL REGULAR SEASON RUSHING/RECEIVING STATISTICS

DATE	TEAM	GP	GS	RECEIVING					RUSHING				
				NO.	YDS.	AVG.	LG	TD	NO.	YDS.	AVG.	LG	TD
2018	Buccaneers	12	0	1	5	5.0	5	0	0	0	0.0	0	0
2019	Buccaneers	16	2	15	159	10.6	17t	2	0	0	0.0	0	0
2020	Buccaneers	11	2	7	94	13.4	36	0	0	0	0.0	0	0
2021	Buccaneers	1	0	0	0	0.0	0	0	0	0	0.0	0	0
2022	Chiefs	17	5	15	315	21.0	67	2	0	0	0.0	0	0
<b>NFL TOTALS</b>		<b>57</b>	<b>9</b>	<b>38</b>	<b>573</b>	<b>15.1</b>	<b>67</b>	<b>4</b>	<b>0</b>	<b>0</b>	<b>0.0</b>	<b>0</b>	<b>0</b>

### JUSTIN WATSON'S NFL POSTSEASON RUSHING/RECEIVING STATISTICS

DATE	TEAM	GP	GS	RECEIVING					RUSHING				
				NO.	YDS.	AVG.	LG	TD	NO.	YDS.	AVG.	LG	TD
2020	Buccaneers	1	0	0	0	0.0	0	0	0	0	0.0	0	0
2021	Buccaneers	0	0	0	0	0.0	0	0	0	0	0.0	0	0
2022	Chiefs	2	0	3	30	10.0	12	0	0	0	0.0	0	0
<b>NFL TOTALS</b>		<b>3</b>	<b>0</b>	<b>3</b>	<b>30</b>	<b>10.0</b>	<b>12</b>	<b>0</b>	<b>0</b>	<b>0</b>	<b>0.0</b>	<b>0</b>	<b>0</b>

### JUSTIN WATSON'S NFL REGULAR SEASON RETURN STATISTICS

DATE	TEAM	KICKOFF RETURNS					PUNT RETURNS					
		RET.	YDS.	AVG.	LG	TD	NO.	FC	YDS.	AVG.	LG	TD
2018	Buccaneers	0	0	0.0	0	0	0	0	0	0.0	0	0
2019	Buccaneers	0	0	0.0	0	0	2	5	3	1.5	7	0
2020	Buccaneers	2	19	9.5	13	0	0	0	0	0.0	0	0
2021	Buccaneers	0	0	0.0	0	0	0	0	0	0.0	0	0
2022	Chiefs	0	0	0.0	0	0	5	3	39	7.8	17	0
<b>NFL TOTALS</b>		<b>2</b>	<b>19</b>	<b>9.5</b>	<b>13</b>	<b>0</b>	<b>7</b>	<b>8</b>	<b>42</b>	<b>6.0</b>	<b>17</b>	<b>0</b>

### JUSTIN WATSON'S NFL POSTSEASON RETURN STATISTICS

DATE	TEAM	KICKOFF RETURNS					PUNT RETURNS					
		RET.	YDS.	AVG.	LG	TD	NO.	FC	YDS.	AVG.	LG	TD
2020	Buccaneers	0	0	0.0	0	0	0	0	0	0.0	0	0
2021	Buccaneers	0	0	0.0	0	0	0	0	0	0.0	0	0
2022	Chiefs	0	0	0.0	0	0	0	0	0	0.0	0	0
<b>NFL TOTALS</b>		<b>0</b>	<b>0</b>	<b>0.0</b>	<b>0</b>	<b>0</b>	<b>0</b>	<b>0</b>	<b>0</b>	<b>0.0</b>	<b>0</b>	<b>0</b>



# UPDATED PLAYER BIOS

## 2022 GAME-BY-GAME REGULAR-SEASON STATISTICS (CHIEFS)

DATE	OPPONENT	P/S	RECEIVING						RUSHING						W/L	SCORE
			NO.	YDS.	AVG.	LG	TD	NO.	YDS.	AVG.	LG	TD				
09/11	at Cardinals	P	0	0	0.0	0	0	0	0	0	0.0	0	0	W	44-21	
09/15	Chargers	P	2	50	25.0	41t	1	0	0	0.0	0	0	W	27-24		
09/25	at Colts	P	0	0	0.0	0	0	0	0	0.0	0	0	L	17-20		
10/02	at Buccaneers	P	0	0	0.0	0	0	0	0	0.0	0	0	W	41-31		
10/10	Raiders	P	1	10	10.0	10	0	0	0	0.0	0	0	W	30-29		
10/16	Bills	P	0	0	0.0	0	0	0	0	0.0	0	0	L	20-24		
10/23	at 49ers	P	1	4	4.0	4t	1	0	0	0.0	0	0	W	44-23		
11/06	Titans	P	2	37	18.5	31	0	0	0	0.0	0	0	W	20-17+		
11/13	Jaguars	P	1	12	12.0	12	0	0	0	0.0	0	0	W	27-17		
11/20	at Chargers	S	3	67	22.3	29	0	0	0	0.0	0	0	W	30-27		
11/27	Rams	S	2	26	13.0	14	0	0	0	0.0	0	0	W	26-10		
12/04	at Bengals	S	1	15	15.0	15	0	0	0	0.0	0	0	L	24-27		
12/11	at Broncos	S	0	0	0.0	0	0	0	0	0.0	0	0	W	34-28		
12/18	at Texans	P	0	0	0.0	0	0	0	0	0.0	0	0	W	30-24+		
12/24	Seahawks	S	0	0	0.0	0	0	0	0	0.0	0	0	W	24-10		
01/01	Broncos	P	1	27	27.0	27	0	0	0	0.0	0	0	W	27-24		
01/07	at Raiders	P	1	67	67.0	67	0	0	0	0.0	0	0	W	31-13		
<b>2022 TOTALS</b>		<b>17-5</b>	<b>15</b>	<b>315</b>	<b>21.0</b>	<b>67</b>	<b>2</b>	<b>0</b>	<b>0</b>	<b>0.0</b>	<b>0</b>	<b>0</b>	<b>14-3</b>			

+ - Overtime

## 2022 GAME-BY-GAME POSTSEASON STATISTICS (CHIEFS)

DATE	OPPONENT	P/S	RECEIVING						RUSHING						W/L	SCORE
			NO.	YDS.	AVG.	LG	TD	NO.	YDS.	AVG.	LG	TD				
01/21	Jaguars	P	1	12	12.0	12	0	0	0	0.0	0	0	W	27-20		
01/29	Bengals												W	23-20		
02/12	at Eagles	P	2	18	9.0	12	0	0	0	0.0	0	0	W	38-35		
<b>2022 TOTALS</b>		<b>2-0</b>	<b>3</b>	<b>30</b>	<b>10.0</b>	<b>12</b>	<b>0</b>	<b>0</b>	<b>0</b>	<b>0.0</b>	<b>0</b>	<b>0</b>	<b>3-0</b>			



# Tershawn Wharton

**DEFENSIVE TACKLE #98**

**MISSOURI S&T**




**4<sup>TH</sup>** YEAR IN THE NFL

**4<sup>TH</sup>** YEAR WITH THE CHIEFS

HEIGHT: **6'1"**  
 WEIGHT: **280 LBS**  
 DRAFTED: **CFA-20**  
 BIRTHDAY: **6/25/98**

## TERSRAWN WHARTON'S NFL REGULAR SEASON DEFENSIVE STATISTICS

DATE	TEAM	GP	GS	TACKLES						INTERCEPTIONS					O. FUMB				ST			MISC					
				TK	S	A	TFL	YDS	SK	YDS	QBH	NO	YDS	LG	TD	PD	FF	FR	TD	YDS	TK	S	A	FF	FR	S	A
2020	Chiefs	16	1	27	14	13	4	13	2.0	13.0	4	0	0	0	0	0	1	1	0	-3	0	0	0	0	0	0	0
2021	Chiefs	17	1	29	13	16	0	0	2.0	18.0	2	1	0	0	0	1	2	0	0	0	0	0	0	0	0	0	0
2022	Chiefs	5	0	8	4	4	1	8	1.0	8.0	4	0	0	0	0	0	0	0	0	0	0	0	0	0	0	0	0
<b>NFL TOTALS</b>		<b>38</b>	<b>2</b>	<b>64</b>	<b>31</b>	<b>33</b>	<b>5</b>	<b>21</b>	<b>5.0</b>	<b>39.0</b>	<b>10</b>	<b>1</b>	<b>0</b>	<b>0</b>	<b>0</b>	<b>1</b>	<b>3</b>	<b>1</b>	<b>0</b>	<b>-3</b>	<b>0</b>	<b>0</b>	<b>0</b>	<b>0</b>	<b>0</b>	<b>0</b>	<b>0</b>

## TERSRAWN WHARTON'S NFL POSTSEASON DEFENSIVE STATISTICS

DATE	TEAM	GP	GS	TACKLES						INTERCEPTIONS					O. FUMB				ST			MISC					
				TK	S	A	TFL	YDS	SK	YDS	QBH	NO	YDS	LG	TD	PD	FF	FR	TD	YDS	TK	S	A	FF	FR	S	A
2020	Chiefs	3	0	4	0	4	0	0	0.0	0.0	2	0	0	0	0	0	0	0	0	0	0	0	0	0	0	0	0
2021	Chiefs	3	0	1	1	0	1	11	1.0	11.0	1	0	0	0	0	1	0	0	0	0	0	0	0	0	0	0	0
2022	Chiefs	0	0	0	0	0	0	0	0.0	0.0	0	0	0	0	0	0	0	0	0	0	0	0	0	0	0	0	0
<b>NFL TOTALS</b>		<b>6</b>	<b>0</b>	<b>5</b>	<b>1</b>	<b>4</b>	<b>1</b>	<b>11</b>	<b>1.0</b>	<b>11.0</b>	<b>3</b>	<b>0</b>	<b>0</b>	<b>0</b>	<b>0</b>	<b>1</b>	<b>0</b>	<b>0</b>	<b>0</b>	<b>0</b>	<b>0</b>	<b>0</b>	<b>0</b>	<b>0</b>	<b>0</b>	<b>0</b>	<b>0</b>



# UPDATED PLAYER BIOS

## 2022 GAME-BY-GAME REGULAR-SEASON STATISTICS (CHIEFS)

DATE	OPPONENT	P/S	TACKLES							INTERCEPTIONS					O. FUMB				ST				MISC		W/L	SCORE		
			TK	S	A	SK	YDS	TFL	YDS	QBH	NO	YDS	LG	TD	PD	FF	FR	TD	YDS	TK	S	A	FF	FR			S	A
09/11	at Cardinals	P	1	1	0	1.0	8.0	1	8	2	0	0	0	0	0	0	0	0	0	0	0	0	0	0	0	0	W	44-21
09/15	Chargers	P	3	0	3	0.0	0.0	0	0	0	0	0	0	0	0	0	0	0	0	0	0	0	0	0	0	W	27-24	
09/25	at Colts	P	2	2	0	0.0	0.0	0	0	0	0	0	0	0	0	0	0	0	0	0	0	0	0	0	0	L	17-20	
10/02	at Buccaneers	P	2	1	1	0.0	0.0	0	0	2	0	0	0	0	0	0	0	0	0	0	0	0	0	0	0	W	41-31	
10/10	Raiders	P	0	0	0	0.0	0.0	0	0	0	0	0	0	0	0	0	0	0	0	0	0	0	0	0	0	W	30-29	
10/16	Bills																									L	20-24	
10/23	at 49ers																									W	44-23	
11/06	Titans																									W	20-17+	
11/13	Jaguars																									W	27-17	
11/20	at Chargers																									W	30-27	
11/27	Rams																									W	26-10	
12/04	at Bengals																									L	24-27	
12/11	at Broncos																									W	34-28	
12/18	at Texans																									W	30-24+	
12/24	Seahawks																									W	24-10	
01/01	Broncos																									W	27-24	
01/07	at Raiders																									W	31-13	
<b>2022 TOTALS</b>			<b>5-0</b>	<b>8</b>	<b>4</b>	<b>4</b>	<b>1.0</b>	<b>8.0</b>	<b>1</b>	<b>8</b>	<b>4</b>	<b>0</b>	<b>0</b>	<b>0</b>	<b>0</b>	<b>0</b>	<b>0</b>	<b>0</b>	<b>0</b>	<b>0</b>	<b>0</b>	<b>0</b>	<b>0</b>	<b>0</b>	<b>0</b>	<b>0</b>	<b>14-3</b>	

+ - Overtime

## 2022 GAME-BY-GAME POSTSEASON STATISTICS (CHIEFS)

DATE	OPPONENT	P/S	TACKLES							INTERCEPTIONS					O. FUMB				ST				MISC		W/L	SCORE		
			TK	S	A	SK	YDS	TFL	YDS	QBH	NO	YDS	LG	TD	PD	FF	FR	TD	YDS	TK	S	A	FF	FR			S	A
01/21	Jaguars																										W	27-20
01/29	Bengals																										W	23-20
02/12	at Eagles																										W	38-35
<b>2022 TOTALS</b>			<b>0</b>	<b>0</b>	<b>0</b>	<b>0.0</b>	<b>0.0</b>	<b>0</b>	<b>0</b>	<b>0</b>	<b>0</b>	<b>0</b>	<b>0</b>	<b>0</b>	<b>0</b>	<b>0</b>	<b>0</b>	<b>0</b>	<b>0</b>	<b>0</b>	<b>0</b>	<b>0</b>	<b>0</b>	<b>0</b>	<b>0</b>	<b>0</b>	<b>3-0</b>	



# CHRIS WILLIAMS

**DEFENSIVE TACKLE #70**  
**WAGNER**



**2<sup>ND</sup>** YEAR IN THE NFL

**1<sup>ST</sup>** YEAR WITH THE CHIEFS

HEIGHT: 6'3"  
WEIGHT: 302 LBS  
DRAFTED: FA-23  
BIRTHDAY: 6/16/98

## CHRIS WILLIAMS' NFL REGULAR SEASON DEFENSIVE STATISTICS

DATE	TEAM	GP	GS	TACKLES							INTERCEPTIONS					O. FUMB				ST				MISC			
				TK	S	A	TFL	YDS	SK	YDS	QBH	NO	YDS	LG	TD	PD	FF	FR	TD	YDS	TK	S	A	FF	FR	S	A
2020	Colts	0	0	0	0	0	0	0	0	0.0	0.0	0	0	0	0	0	0	0	0	0	0	0	0	0	0	0	0
2021	Colts	8	0	4	2	2	0	0	0.0	0.0	0	0	0	0	0	0	0	0	0	0	0	0	0	0	0	0	0
2022	Colts	5	0	2	1	1	0	0	0.0	0.0	1	0	0	0	0	0	0	0	0	0	0	0	0	0	0	0	0
<b>NFL TOTALS</b>		<b>13</b>	<b>0</b>	<b>6</b>	<b>3</b>	<b>3</b>	<b>0</b>	<b>0</b>	<b>0.0</b>	<b>0.0</b>	<b>1</b>	<b>0</b>	<b>0</b>	<b>0</b>	<b>0</b>	<b>0</b>	<b>0</b>	<b>0</b>	<b>0</b>	<b>0</b>	<b>0</b>	<b>0</b>	<b>0</b>	<b>0</b>	<b>0</b>	<b>0</b>	<b>0</b>

## CHRIS WILLIAMS' NFL POSTSEASON DEFENSIVE STATISTICS

DATE	TEAM	GP	GS	TACKLES							INTERCEPTIONS					O. FUMB				ST				MISC			
				TK	S	A	TFL	YDS	SK	YDS	QBH	NO	YDS	LG	TD	PD	FF	FR	TD	YDS	TK	S	A	FF	FR	S	A
2020	Colts	0	0	0	0	0	0	0	0	0.0	0.0	0	0	0	0	0	0	0	0	0	0	0	0	0	0	0	0
<b>NFL TOTALS</b>		<b>0</b>	<b>0</b>	<b>0</b>	<b>0</b>	<b>0</b>	<b>0</b>	<b>0</b>	<b>0</b>	<b>0.0</b>	<b>0.0</b>	<b>0</b>	<b>0</b>	<b>0</b>	<b>0</b>	<b>0</b>	<b>0</b>	<b>0</b>	<b>0</b>	<b>0</b>	<b>0</b>	<b>0</b>	<b>0</b>	<b>0</b>	<b>0</b>	<b>0</b>	<b>0</b>




# UPDATED PLAYER BIOS

## 2022 GAME-BY-GAME REGULAR-SEASON STATISTICS (COLTS)


DATE	OPPONENT	P/S	TACKLES							INTERCEPTIONS					O. FUMB			ST				MISC		W/L	SCORE			
			TK	S	A	SK	YDS	TFL	YDS	QBH	NO	YDS	LG	TD	PD	FF	FR	TD	YDS	TK	S	A	FF			FR	S	A
09/11	at Texans																									T	20-20	
09/18	at Jaguars																									L	0-24	
09/25	Chiefs																									W	20-17	
10/02	Titans																									L	17-24	
10/06	at Broncos	P	0	0	0	0.0	0.0	0	0	1	0	0	0	0	0	0	0	0	0	0	0	0	0	0	0	0	W	12-9+
10/16	Jaguars	P	1	1	0	0.0	0.0	0	0	0	0	0	0	0	0	0	0	0	0	0	0	0	0	0	0	0	W	34-27
10/23	at Titans	P	0	0	0	0.0	0.0	0	0	0	0	0	0	0	0	0	0	0	0	0	0	0	0	0	0	0	L	10-19
10/30	Commanders																									L	16-17	
11/06	at Patriots																									L	3-26	
11/13	at Raiders																									W	25-20	
11/20	Eagles																									L	16-17	
11/28	Steelers	P	0	0	0	0.0	0.0	0	0	0	0	0	0	0	0	0	0	0	0	0	0	0	0	0	0	0	L	17-24
12/04	at Cowboys																									L	19-54	
12/17	at Vikings																									L	36-39+	
12/26	Chargers																									L	3-20	
01/01	at Giants	P	1	0	1	0.0	0.0	0	0	0	0	0	0	0	0	0	0	0	0	0	0	0	0	0	0	0	L	10-38
01/08	Texans																									L	31-32	
<b>2022 TOTALS</b>			<b>5-0</b>	<b>2</b>	<b>1</b>	<b>1</b>	<b>0.0</b>	<b>0.0</b>	<b>0</b>	<b>0</b>	<b>1</b>	<b>0</b>	<b>0</b>	<b>0</b>	<b>0</b>	<b>0</b>	<b>0</b>	<b>0</b>	<b>0</b>	<b>0</b>	<b>0</b>	<b>0</b>	<b>0</b>	<b>0</b>	<b>0</b>	<b>0</b>	<b>4-12-1</b>	

+ - Overtime



# JOSHUA WILLIAMS

**CORNERBACK #2**  
**FAYETTEVILLE STATE**



**2<sup>ND</sup>** YEAR IN THE NFL

**2<sup>ND</sup>** YEAR WITH THE CHIEFS

HEIGHT: 6'3"  
WEIGHT: 193 LBS  
DRAFTED: D4-22  
BIRTHDAY: 10/17/99

## JOSHUA WILLIAMS' NFL REGULAR SEASON DEFENSIVE STATISTICS

DATE	TEAM	GP	GS	TACKLES							INTERCEPTIONS					O. FUMB			ST				MISC			
				TK	S	A	TFL	YDS	SK	YDS	QBH	NO	YDS	LG	TD	PD	FF	FR	TD	YDS	TK	S	A	FF	FR	S
2022	Chiefs	17	4	39	28	11	1	2	0.0	0.0	0	1	7	7	0	7	0	0	0	0	1	1	0	0	0	0
<b>NFL TOTALS</b>		<b>17</b>	<b>4</b>	<b>39</b>	<b>28</b>	<b>11</b>	<b>1</b>	<b>2</b>	<b>0.0</b>	<b>0.0</b>	<b>0</b>	<b>1</b>	<b>7</b>	<b>7</b>	<b>0</b>	<b>7</b>	<b>0</b>	<b>0</b>	<b>0</b>	<b>0</b>	<b>1</b>	<b>1</b>	<b>0</b>	<b>0</b>	<b>0</b>	<b>0</b>

## JOSHUA WILLIAMS' NFL POSTSEASON DEFENSIVE STATISTICS

DATE	TEAM	GP	GS	TACKLES							INTERCEPTIONS					O. FUMB			ST				MISC			
				TK	S	A	TFL	YDS	SK	YDS	QBH	NO	YDS	LG	TD	PD	FF	FR	TD	YDS	TK	S	A	FF	FR	S
2022	Chiefs	3	0	8	6	2	0	0	0.0	0.0	0	1	-4	0	0	1	0	0	0	0	1	1	0	0	0	0
<b>NFL TOTALS</b>		<b>3</b>	<b>0</b>	<b>8</b>	<b>6</b>	<b>2</b>	<b>0</b>	<b>0</b>	<b>0.0</b>	<b>0.0</b>	<b>0</b>	<b>1</b>	<b>-4</b>	<b>0</b>	<b>0</b>	<b>1</b>	<b>0</b>	<b>0</b>	<b>0</b>	<b>0</b>	<b>1</b>	<b>1</b>	<b>0</b>	<b>0</b>	<b>0</b>	<b>0</b>



# UPDATED PLAYER BIOS

## 2022 GAME-BY-GAME REGULAR-SEASON STATISTICS (CHIEFS)

DATE	OPPONENT	P/S	TACKLES							INTERCEPTIONS					O. FUMB				ST				MISC		W/L	SCORE								
			TK	S	A	SK	YDS	TFL	YDS	QBH	NO	YDS	LG	TD	PD	FF	FR	TD	YDS	TK	S	A	FF	FR			S	A						
09/11	at Cardinals	P	1	1	0	0.0	0.0	0	0	0	0	0	0	0	0	0	0	0	0	0	0	0	0	0	0	W	44-21							
09/15	Chargers	P	0	0	0	0.0	0.0	0	0	0	0	0	0	0	0	0	0	0	0	0	0	0	0	0	0	W	27-24							
09/25	at Colts	P	0	0	0	0.0	0.0	0	0	0	0	0	0	0	0	0	0	0	0	0	0	0	0	0	0	L	17-20							
10/02	at Buccaneers	P	0	0	0	0.0	0.0	0	0	0	0	0	0	0	0	0	0	0	0	0	0	0	0	0	0	W	41-31							
10/10	Raiders	P	0	0	0	0.0	0.0	0	0	0	0	0	0	0	0	0	0	0	0	0	0	0	0	0	0	W	30-29							
10/16	Bills	P	9	6	3	0.0	0.0	0	0	0	0	0	0	0	1	0	0	0	0	0	0	0	0	0	0	L	20-24							
10/23	at 49ers	P	1	1	0	0.0	0.0	0	0	0	1	7	7	0	3	0	0	0	0	0	0	0	0	0	0	W	44-23							
11/06	Titans	P	2	2	0	0.0	0.0	1	2	0	0	0	0	0	0	0	0	0	0	0	0	0	0	0	0	W	20-17+							
11/13	Jaguars	S	4	4	0	0.0	0.0	0	0	0	0	0	0	0	0	0	0	0	0	0	0	0	0	0	0	W	27-17							
11/20	at Chargers	P	6	4	2	0.0	0.0	0	0	0	0	0	0	0	0	0	0	0	1	1	0	0	0	0	0	W	30-27							
11/27	Rams	S	2	1	1	0.0	0.0	0	0	0	0	0	0	0	1	0	0	0	0	0	0	0	0	0	0	W	26-10							
12/04	at Bengals	S	7	6	1	0.0	0.0	0	0	0	0	0	0	0	0	0	0	0	0	0	0	0	0	0	0	L	24-27							
12/11	at Broncos	P	4	1	3	0.0	0.0	0	0	0	0	0	0	0	0	0	0	0	0	0	0	0	0	0	0	W	34-28							
12/18	at Texans	S	1	1	0	0.0	0.0	0	0	0	0	0	0	0	1	0	0	0	0	0	0	0	0	0	0	W	30-24+							
12/24	Seahawks	P	2	1	1	0.0	0.0	0	0	0	0	0	0	0	1	0	0	0	0	0	0	0	0	0	0	W	24-10							
01/01	Broncos	P	0	0	0	0.0	0.0	0	0	0	0	0	0	0	0	0	0	0	0	0	0	0	0	0	0	W	27-24							
01/07	at Raiders	P	0	0	0	0.0	0.0	0	0	0	0	0	0	0	0	0	0	0	0	0	0	0	0	0	0	W	31-13							
<b>2022 TOTALS</b>			<b>17-4</b>	<b>39</b>	<b>28</b>	<b>11</b>	<b>0.0</b>	<b>0.0</b>	<b>1</b>	<b>2</b>	<b>0</b>	<b>1</b>	<b>7</b>	<b>7</b>	<b>0</b>	<b>7</b>	<b>0</b>	<b>0</b>	<b>0</b>	<b>0</b>	<b>1</b>	<b>1</b>	<b>0</b>	<b>0</b>	<b>0</b>	<b>0</b>	<b>0</b>	<b>0</b>	<b>0</b>	<b>0</b>	<b>0</b>	<b>0</b>	<b>0</b>	<b>14-3</b>

+ - Overtime


## 2022 GAME-BY-GAME POSTSEASON STATISTICS (CHIEFS)

DATE	OPPONENT	P/S	TACKLES							INTERCEPTIONS					O. FUMB				ST				MISC		W/L	SCORE							
			TK	S	A	SK	YDS	TFL	YDS	QBH	NO	YDS	LG	TD	PD	FF	FR	TD	YDS	TK	S	A	FF	FR			S	A					
01/21	Jaguars	P	0	0	0	0.0	0.0	0	0	0	0	0	0	0	0	0	0	0	0	0	0	0	0	0	0	0	W	27-20					
01/29	Bengals	P	4	3	1	0.0	0.0	0	0	0	1	-4	-4	0	1	0	0	0	0	1	1	0	0	0	0	0	W	23-20					
02/12	at Eagles	P	4	3	1	0.0	0.0	0	0	0	0	0	0	0	0	0	0	0	0	0	0	0	0	0	0	W	38-35						
<b>2022 TOTALS</b>			<b>3-0</b>	<b>8</b>	<b>6</b>	<b>2</b>	<b>0.0</b>	<b>0.0</b>	<b>0</b>	<b>0</b>	<b>0</b>	<b>1</b>	<b>-4</b>	<b>-4</b>	<b>0</b>	<b>1</b>	<b>0</b>	<b>0</b>	<b>0</b>	<b>0</b>	<b>1</b>	<b>1</b>	<b>0</b>	<b>0</b>	<b>0</b>	<b>0</b>	<b>0</b>	<b>0</b>	<b>0</b>	<b>0</b>	<b>0</b>	<b>0</b>	<b>3-0</b>



# JAMES WINCHESTER

**LONG SNAPPER #41**  
OKLAHOMA



9TH YEAR IN THE NFL

9TH YEAR WITH THE CHIEFS

HEIGHT: 6'3"  
WEIGHT: 209 LBS  
DRAFTED: FA-15  
BIRTHDAY: 8/6/89

## JAMES WINCHESTER'S NFL REGULAR SEASON STATISTICS

DATE	TEAM	GP
2015	Chiefs	16
2016	Chiefs	16
2017	Chiefs	16
2018	Chiefs	16
2019	Chiefs	16
2020	Chiefs	16
2021	Chiefs	17
2022	Chiefs	17
<b>NFL TOTALS</b>		<b>130</b>

# UPDATED PLAYER BIOS

## JAMES WINCHESTER'S NFL POSTSEASON STATISTICS

DATE	TEAM	GP
2015	Chiefs	2
2016	Chiefs	1
2017	Chiefs	1
2018	Chiefs	2
2019	Chiefs	3
2020	Chiefs	3
2021	Chiefs	3
2022	Chiefs	3
<b>NFL TOTALS</b>		<b>18</b>

## 2022 GAME-BY-GAME REGULAR-SEASON STATISTICS (CHIEFS)

DATE	OPPONENT		W/L	SCORE
09/11	at Cardinals	P	W	44-21
09/15	Chargers	P	W	27-24
09/25	at Colts	P	L	17-20
10/02	at Buccaneers	P	W	41-31
10/10	Raiders	P	W	30-29
10/16	Bills	P	L	20-24
10/23	at 49ers	P	W	44-23
11/06	Titans	P	W	20-17+
11/13	Jaguars	P	W	27-17
11/20	at Chargers	P	W	30-27
11/27	Rams	P	W	26-10
12/04	at Bengals	P	L	24-27
12/11	at Broncos	P	W	34-28
12/18	at Texans	P	W	30-24+
12/24	Seahawks	P	W	24-10
01/01	Broncos	P	W	27-24
01/07	at Raiders	P	W	31-13
<b>2022 TOTALS</b>		<b>17</b>	<b>14-3</b>	

+ - Overtime


## 2022 GAME-BY-GAME POSTSEASON STATISTICS (CHIEFS)

DATE	OPPONENT		W/L	SCORE
01/21	Jaguars	P	W	27-20
01/29	Bengals	P	W	23-20
02/12	at Eagles	P	W	38-35
<b>2022 TOTALS</b>		<b>3</b>	<b>3-0</b>	



**DANIEL  
WISE**

**DEFENSIVE END #96**  
**KANSAS**



**3<sup>RD</sup>** YEAR IN  
THE NFL

**1<sup>ST</sup>** YEAR WITH  
THE CHIEFS

HEIGHT: 6'3"  
WEIGHT: 285 LBS  
DRAFTED: FA-22  
BIRTHDAY: 1/16/96

# UPDATED PLAYER BIOS

## DANIEL WISE'S NFL REGULAR SEASON DEFENSIVE STATISTICS

DATE	TEAM	GP	TACKLES										INTERCEPTIONS					O. FUMB				ST				MISC	
			GS	TK	S	A	TFL	YDS	SK	YDS	QBH	NO	YDS	LG	TD	PD	FF	FR	TD	YDS	TK	S	A	FF	FR	S	A
2019	Cowboys	0	0	0	0	0	0	0	0.0	0.0	0	0	0	0	0	0	0	0	0	0	0	0	0	0	0	0	0
2021	Football Team	6	1	10	5	5	1	2	0.0	0.0	1	0	0	0	0	0	0	0	0	0	0	0	0	0	0	0	
2022	Commanders	11	1	1	0	1	0	0	0.0	0.0	0	0	0	0	0	0	0	0	0	0	0	0	0	0	0	0	
Went from <b>Washington</b> to <b>Kansas City</b> .																											
2022	Chiefs	0	0	0	0	0	0	0	0.0	0.0	0	0	0	0	0	0	0	0	0	0	0	0	0	0	0	0	
2022	<b>TOTAL</b>	<b>11</b>	<b>1</b>	<b>1</b>	<b>0</b>	<b>1</b>	<b>0</b>	<b>0</b>	<b>0.0</b>	<b>0.0</b>	<b>0</b>	<b>0</b>	<b>0</b>	<b>0</b>	<b>0</b>	<b>0</b>	<b>0</b>	<b>0</b>	<b>0</b>	<b>0</b>	<b>0</b>	<b>0</b>	<b>0</b>	<b>0</b>	<b>0</b>	<b>0</b>	
<b>NFL TOTALS</b>		<b>17</b>	<b>2</b>	<b>11</b>	<b>5</b>	<b>6</b>	<b>1</b>	<b>2</b>	<b>0.0</b>	<b>0.0</b>	<b>1</b>	<b>0</b>	<b>0</b>	<b>0</b>	<b>0</b>	<b>0</b>	<b>0</b>	<b>0</b>	<b>0</b>	<b>0</b>	<b>0</b>	<b>0</b>	<b>0</b>	<b>0</b>	<b>0</b>	<b>0</b>	

## DANIEL WISE'S NFL POSTSEASON DEFENSIVE STATISTICS

DATE	TEAM	GP	TACKLES										INTERCEPTIONS					O. FUMB				ST				MISC	
			GS	TK	S	A	TFL	YDS	SK	YDS	QBH	NO	YDS	LG	TD	PD	FF	FR	TD	YDS	TK	S	A	FF	FR	S	A
2022	Chiefs	0	0	0	0	0	0	0	0.0	0.0	0	0	0	0	0	0	0	0	0	0	0	0	0	0	0	0	
<b>NFL TOTALS</b>		<b>0</b>	<b>0</b>	<b>0</b>	<b>0</b>	<b>0</b>	<b>0</b>	<b>0</b>	<b>0.0</b>	<b>0.0</b>	<b>0</b>	<b>0</b>	<b>0</b>	<b>0</b>	<b>0</b>	<b>0</b>	<b>0</b>	<b>0</b>	<b>0</b>	<b>0</b>	<b>0</b>	<b>0</b>	<b>0</b>	<b>0</b>	<b>0</b>	<b>0</b>	

## 2022 GAME-BY-GAME REGULAR-SEASON STATISTICS (COMMANDERS/CHIEFS)

DATE	OPPONENT	P/S	TACKLES										INTERCEPTIONS					O. FUMB				ST				MISC		W/L	SCORE	
			TK	S	A	SK	YDS	TFL	YDS	QBH	NO	YDS	LG	TD	PD	FF	FR	TD	YDS	TK	S	A	FF	FR	S	A				
09/11	Jaguars	P	0	0	0	0.0	0.0	0	0	0	0	0	0	0	0	0	0	0	0	0	0	0	0	0	0	0	W	28-22		
09/18	at Lions	S	1	0	1	0.0	0.0	0	0	0	0	0	0	0	0	0	0	0	0	0	0	0	0	0	0	L	27-36			
09/25	Eagles		INACTIVE																										L	8-24
10/02	at Cowboys		INACTIVE																										L	10-25
10/09	Titans	P	0	0	0	0.0	0.0	0	0	0	0	0	0	0	0	0	0	0	0	0	0	0	0	0	0	L	17-21			
10/13	at Bears	P	0	0	0	0.0	0.0	0	0	0	0	0	0	0	0	0	0	0	0	0	0	0	0	0	0	W	12-7			
10/23	Packers	P	0	0	0	0.0	0.0	0	0	0	0	0	0	0	0	0	0	0	0	0	0	0	0	0	0	W	23-21			
10/30	at Colts	P	0	0	0	0.0	0.0	0	0	0	0	0	0	0	0	0	0	0	0	0	0	0	0	0	0	W	17-16			
11/06	Vikings	P	0	0	0	0.0	0.0	0	0	0	0	0	0	0	0	0	0	0	0	0	0	0	0	0	0	L	17-20			
11/14	at Eagles	P	0	0	0	0.0	0.0	0	0	0	0	0	0	0	0	0	0	0	0	0	0	0	0	0	0	W	32-21			
11/20	at Texans	P	0	0	0	0.0	0.0	0	0	0	0	0	0	0	0	0	0	0	0	0	0	0	0	0	0	W	23-10			
11/27	Falcons	P	0	0	0	0.0	0.0	0	0	0	0	0	0	0	0	0	0	0	0	0	0	0	0	0	0	W	19-13			
12/04	at Giants		DID NOT PLAY																										T	20-20
12/18	Giants	P	0	0	0	0.0	0.0	0	0	0	0	0	0	0	0	0	0	0	0	0	0	0	0	0	0	L	12-20			
12/24	at 49ers		INACTIVE																										L	20-37
01/01	Browns		NOT ON ROSTER																										L	10-24
01/07	at Raiders		Went from <b>Commanders</b> to <b>Chiefs</b> . PRACTICE SQUAD																										W	31-13
<b>2022 TOTALS</b>		<b>11-1</b>	<b>1</b>	<b>0</b>	<b>1</b>	<b>0.0</b>	<b>0.0</b>	<b>0</b>	<b>0</b>	<b>0</b>	<b>0</b>	<b>0</b>	<b>0</b>	<b>0</b>	<b>0</b>	<b>0</b>	<b>0</b>	<b>0</b>	<b>0</b>	<b>0</b>	<b>0</b>	<b>0</b>	<b>0</b>	<b>0</b>	<b>0</b>	<b>0</b>	<b>8-8-1</b>			



# ANTHONY WITHERSTONE

**CORNERBACK #42**  
**MERRIMACK**

**ROOKIE**

HEIGHT: 6'2"  
WEIGHT: 193 LBS  
DRAFTED: FA-23  
BIRTHDAY: 11/27/99



# **RECORDS**



# REGULAR INDIVIDUAL

## SERVICE

### Most Seasons, Active Players

15	Jerrel Wilson	1963-77
15	Dustin Colquitt	2005-19
14	Len Dawson	1962-75
14	Ed Budde	1963-76
14	Nick Lowery	1980-93
14	Will Shields	1993-06
13	Jim Tyrer	1961-73
13	Buck Buchanan	1963-75
13	Emmitt Thomas	1966-78
13	Jan Stenerud	1967-79
13	Jack Rudnay	1970-82
13	John Alt	1984-96
13	Derrick Johnson	2005-17
12	Johnny Robinson	1960-71
12	Dave Hill	1963-74
12	Bobby Bell	1963-74
12	Mike Livingston	1968-79
12	Henry Marshall	1976-87
12	Tony Gonzalez	1997-08
12	Tamba Hali	2006-17

### Most Games Played, Career (All 175+)

238	Dustin Colquitt	2005-19
224	Will Shields	1993-06
212	Nick Lowery	1980-93
203	Jerrel Wilson	1963-77
190	Tony Gonzalez	1997-08
186	Jan Stenerud	1967-79
183	Len Dawson	1962-75
183	Buck Buchanan	1963-75
182	Derrick Johnson	2005-17
181	Emmitt Thomas	1966-78
180	Jim Tyrer	1961-73
179	John Alt	1984-96
178	Jack Rudnay	1970-82
177	Ed Budde	1963-76
177	Tamba Hali	2006-17

### Most Games Started, Career (Since 1968)

223	Will Shields	1993-06
174	Tony Gonzalez	1997-08
171	Jack Rudnay	1970-82
169	Derrick Johnson	2005-17
164	Tim Grunhard	1990-00
*158	Len Dawson (*Since 1962)	1962-75
157	Derrick Thomas	1989-99
157	Tamba Hali	2006-17

### Most Starts, Rookie, Season

17	Creed Humphrey	2021
17	Trey Smith	2021
17	George Karlaftis	2022
16	Sylvester Hicks	1978
16	Art Still	1978
16	Dave Lutz	1983
16	Kevin Ross	1984
16	Dino Hackett	1986
16	Derrick Thomas	1989
16	Greg Wesley	2000
16	Derrick Johnson	2005
16	Tamba Hali	2006
16	Brandon Carr	2008
16	Glenn Dorsey	2008
16	Eric Berry	2010
16	Dontari Poe	2012
16	Marcus Peters	2015
16	Kareem Hunt	2017
16	Juan Thornhill	2019

### Most Consecutive Games Played, Career

224	Will Shields (Sept. 5, 1993 - Dec. 31, 2006)
186	Jan Stenerud (Sept. 9, 1967 - Dec. 16, 1979)
184	Dustin Colquitt (Nov. 9, 2008 - Dec. 29, 2019)
180	Jim Tyrer (Sept. 10, 1961 - Dec. 2, 1973)
168	Bobby Bell (Sept. 7, 1963 - Dec. 14, 1974)
166	Buck Buchanan (Sept. 7, 1963 - Dec. 1, 1974)

### Most Consecutive Games Started (Since 1968)

223	Will Shields (Sept. 12, 1993 - Dec. 31, 2006)
144	Emmitt Thomas (Sept. 28, 1968 - Oct. 15, 1978)
134	Jim Lynch (Sept. 9, 1968 - Nov. 6, 1977)
120	Tim Grunhard (Sept. 5, 1993 - Oct. 29, 2000)
120	Tony Gonzalez (Sept. 19, 1999 - Nov. 12, 2006)

### Most Consecutive Games Started To Begin Career

101	Gary Barbaro	1976-82
64	Brandon Carr	2008-11
51	Art Still	1978-81
41	Tamba Hali	2006-08
37	Greg Wesley	2000-02

### Most Games Started, Quarterback, Career

158	Len Dawson	1962-75
88	Trent Green	2001-06
80	Patrick Mahomes	2017-22
77	Bill Kenney	1979-88
76	Alex Smith	2013-17

### Most Consecutive Games Started, Quarterback

81	Trent Green (Sept. 9, 2001 - Sept. 10, 2006)
44	Len Dawson (Oct. 31, 1965 - Nov. 3, 1968)
35	Steve DeBerg (Nov. 26, 1989 - Dec. 8, 1991)
34	Patrick Mahomes (Sept. 12, 2021 - Jan. 7, 2023)
28	Steve Bon0 (Sept. 3, 1995 - Nov. 24, 1996)
28	Elvis Grbac (Dec. 26, 1998 - Nov. 19, 2000)
28	Len Dawson (Sept. 8, 1962 - Nov. 8, 1963)

### Most Consecutive Seasons Starting Every Game, QB

5	Trent Green	2001-05
2	Len Dawson	1966-67

## SCORING

### POINTS

#### Most Points, Career (All 400+)

1,466	Nick Lowery	1980-93
1,231	Jan Stenerud	1967-79
763	Harrison Butker	2017-22
517	Ryan Succop	2009-13
500	Priest Holmes	2001-07
462	Tony Gonzalez	1997-08
442	Pete Stoyanovich	1996-00
442	Travis Kelce	2013-22

#### Most Seasons, 100 or More Points

11	Nick Lowery	1981, '83-86, '88-93
5	Jan Stenerud	1967-71
5	Harrison Butker	2017-21
4	Ryan Succop	2009-10, '12-13
3	Pete Stoyanovich	1997-99
3	Lawrence Tynes	2004-06
3	Cairo Santos	2014-16
2	Lin Elliott	1994-95
2	Morten Andersen	2002-03
2	Priest Holmes	2002-03
2	Larry Johnson	2005-06
1	Jack Spikes	1960
1	Abner Haynes	1962
1	Todd Peterson	2001
1	Tyreek Hill	2020

#### Most Points, Season (All 125+)

162	Priest Holmes	2003
147	Harrison Butker	2019
144	Priest Holmes	2002
142	Harrison Butker	2017
139	Nick Lowery	1990
137	Harrison Butker	2018
129	Jan Stenerud	1968
129	Cairo Santos	2015
129	Cairo Santos	2016
126	Larry Johnson	2005
125	Lawrence Tynes	2005

#### Most Points, Non-Kickers, Rookie, Season

72	Abner Haynes	1960
72	Tyreek Hill	2016
66	Billy Jackson	1981
66	Kareem Hunt	2017
48	Johnny Robinson	1960
48	Mike Garrett	1966

# REGULAR INDIVIDUAL

## Most Points, Kickers, Rookie, Season

142	Harrison Butker	2017
113	Cairo Santos	2014
108	Jan Stenerud	1967
104	Jack Spikes	1960
104	Ryan Succop	2009

## Most Points, Game

30	Abner Haynes vs. Oakland	Nov. 26, 1961
30	Jamaal Charles at Oakland	Dec. 15, 2013
24	Frank Jackson vs. Denver	Dec. 10, 1961
24	Abner Haynes vs. Boston	Sept. 8, 1962
24	Frank Jackson at San Diego	Dec. 13, 1964
24	Bert Coan at Denver	Oct. 23, 1966
24	Priest Holmes at Cleveland	Sept. 8, 2002
24	Priest Holmes vs. Atlanta	Oct. 24, 2004
24	Derrick Blaylock vs. Atlanta	Oct. 24, 2004
24	Larry Johnson vs. Seattle	Oct. 29, 2006
24	Travis Kelce vs. Las Vegas	Oct. 10, 2022

## TOUCHDOWNS

### Most Touchdowns, Career

83	Priest Holmes (76 rush, 7 rec.)	2001-07
76	Tony Gonzalez (0 rush, 76 rec.)	1997-08
72	Travis Kelce (69 rec., 2 rush, 1 fum.)	2013-22
67	Tyreek Hill (6 rush, 56 rec. 1 KR, 4 PR)	2016-21
64	Jamaal Charles (43 rush, 20 rec., 1 KR)	2008-16
61	Larry Johnson (55 rush, 6 rec.)	2003-09
60	Otis Taylor (3 rush, 57 rec.)	1965-75

### Most Touchdowns, Season

27	Priest Holmes (27 rush, 0 rec.)	2003
24	Priest Holmes (21 rush, 3 rec.)	2002
21	Larry Johnson (20 rush, 1 rec)	2005
19	Abner Haynes (13 rush, 6 rec.)	1962
19	Larry Johnson (17 rush, 2 rec.)	2006
19	Jamaal Charles (12 rush, 7 rec.)	2013

### Most Touchdowns, Rookie, Season

12	Abner Haynes (9 rush, 3 rec.)	1960
12	Tyreek Hill (3 rush, 6 rec., 2 PR, 1 KR)	2016
11	Billy Jackson (10 rush, 1 rec.)	1981
11	Kareem Hunt (8 rush, 3 rec.)	2017
8	Johnny Robinson (4 rush, 4 rec.)	1960
8	Mike Garrett (6 rush, 1 rec., 1 PR)	1966

### Most Touchdowns, Game

5	Abner Haynes vs. Oakland	Nov. 26, 1961
5	Jamaal Charles at Oakland	Dec. 15, 2013
4	Frank Jackson vs. Denver	Dec. 10, 1961
4	Abner Haynes vs. Boston	Sept. 8, 1962
4	Frank Jackson at San Diego	Dec. 13, 1964
4	Bert Coan at Denver	Oct. 23, 1966
4	Priest Holmes at Cleveland	Sept. 8, 2002
4	Priest Holmes vs. Atlanta	Oct. 24, 2004
4	Derrick Blaylock vs. Atlanta	Oct. 24, 2004
4	Larry Johnson vs. Seattle	Oct. 29, 2006
4	Travis Kelce vs. Las Vegas	Oct. 10, 2022
3	46 times;	
	Last, Travis Kelce at Los Angeles Chargers	Nov. 21, 2022

### Most Consecutive Games Scoring Touchdowns

11	Priest Holmes	2002
9	Larry Johnson	2006
8	Priest Holmes	2003-04
8	Larry Johnson	2004-05
8	Kareem Hunt	2018
7	Marcus Allen	1993
7	Priest Holmes	2004-05
7	Larry Johnson	2005
7	Dwayne Bowe	2010
7	Jamaal Charles	2013

## POINTS AFTER TOUCHDOWNS

### Most Points After TD Attempted, Career

483	Nick Lowery	1980-93
409	Jan Stenerud	1967-79
289	Harrison Butker	2017-22
164	Pete Stoyanovich	1996-00
160	Ryan Succop	2009-13
149	Tommy Brooker	1962-66

### Most Points After TD Attempted, Season

69	Harrison Butker	2018
60	Lawrence Tynes	2004
59	Morten Andersen	2003
54	Harrison Butker	2020

52	Ryan Succop	2013
51	Morten Andersen	2002

### Most Points After TD Attempted, Game

8	Tommy Brooker at Denver	Sept. 7, 1963
8	Mike Mercer at Denver	Oct. 23, 1966
8	Lawrence Tynes vs. Atlanta	Oct. 24, 2004
8	Ryan Succop at Oakland	Dec. 15, 2013

### Most Points After TD Made, Career

479	Nick Lowery	1980-93
394	Jan Stenerud	1967-79
271	Harrison Butker	2017-22
163	Pete Stoyanovich	1996-00
160	Ryan Succop	2009-13
149	Tommy Brooker	1962-66

### Most Points After TD Made, Season

65	Harrison Butker	2018
58	Morten Andersen	2003
58	Lawrence Tynes	2004
52	Ryan Succop	2013
51	Morten Andersen	2002

### Most Points After TD Made, Game

8	Tommy Brooker at Denver	Sept. 7, 1963
8	Mike Mercer at Denver	Oct. 23, 1966
8	Lawrence Tynes vs. Atlanta	Oct. 24, 2004
8	Ryan Succop at Oakland	Dec. 15, 2013
7	Cotton Davidson vs. Denver	Dec.10, 1961
7	T. Brooker at N.Y. Titans	Nov. 11, 1962
7	Jack Spikes vs. Denver	Dec. 8, 1963
7	Tommy Brooker vs. Houston	Nov. 28, 1965
7	Morten Andersen vs. Arizona	Dec. 1, 2002
7	Morten Andersen vs. St. Louis	Dec. 8, 2002
7	Lawrence Tynes at Tennessee	Dec. 13, 2004

### Most Consecutive Points After TD

197	Nick Lowery	1983-89
160	Ryan Succop	2009-13
155	Jan Stenerud	1968-73
149	Tommy Brooker	1962-66

### Highest Point After Percentage, Career (100 PATs)

100.00	Ryan Succop (160-160)	2009-13
100.00	Tommy Brooker (149-149)	1962-66
99.39	Pete Stoyanovich (163-164)	1996-00
99.17	Nick Lowery (479-483)	1980-93
99.09	Morten Andersen (109-110)	2002-03
97.16	Lawrence Tynes (137-141)	2004-06

## FIELD GOALS

### Most Field Goals Attempted, Career

436	Jan Stenerud	1967-79
410	Nick Lowery	1980-93
186	Harrison Butker	2017-22
147	Ryan Succop	2009-13
115	Pete Stoyanovich	1996-00
105	Cairo Santos	2014-17

### Most Field Goals Attempted, Season

44	Jan Stenerud	1971
42	Jan Stenerud	1970
42	Harrison Butker	2017
40	Jan Stenerud	1968

### Most Field Goals Attempted, Game

7	Cairo Santos at Cincinnati	October 4, 2015
7	Jan Stenerud vs. Buffalo	Dec. 19, 1971
6	Tommy Brooker vs. San Diego	Dec. 16, 1962
6	Jan Stenerud	6 times
	Last; at Washington	Oct. 10, 1976
6	Todd Peterson vs. Denver	Dec. 16, 2001
6	Ryan Succop at New Orleans	Sept. 23, 2012
6	Harrison Butker vs. Miami	Dec. 24, 2017

### Most Seasons Leading League, Field Goals Made

3	Jan Stenerud	1967, '70, '75
---	--------------	----------------

### Most Field Goals Made, Career

329	Nick Lowery	1980-93
279	Jan Stenerud	1967-79
164	Harrison Butker	2017-22
119	Ryan Succop	2009-13
93	Pete Stoyanovich	1996-00
89	Cairo Santos	2014-17

### Most Field Goals Made, Season

38	Harrison Butker	2017
34	Nick Lowery	1990
34	Harrison Butker	2019
31	Cairo Santos	2016
30	Jan Stenerud	1968, '70

# REGULAR INDIVIDUAL

30	Cairo Santos	2015
28	Ryan Succop	2012
<b>Most Field Goals Made, Rookie, Season</b>		
38	Harrison Butker	2017
25	Ryan Succop	2009
25	Cairo Santos	2014
21	Jan Stenerud	1967
13	Jack Spikes	1960
12	Tommy Brooker	1962
<b>Most Field Goals Made, Game</b>		
7	Cairo Santos at Cincinnati	Oct. 5, 2015
6	Ryan Succop at New Orleans	Sept. 23, 2012
5	Jan Stenerud	3 times
	Last; vs. Buffalo	Dec. 19, 1971
5	Nick Lowery	4 times
	Last; vs. Denver	Sept. 20, 1993
5	Ryan Succop vs. Minnesota	Oct. 2, 2011
5	Cairo Santos at Denver	Nov. 15, 2015
5	Harrison Butker	4 times
	Last; vs. Denver	Dec. 6, 2020
4	Tommy Brooker vs. San Diego	Dec. 16, 1962
4	Mike Mercer at N.Y. Jets	Nov. 27, 1966
4	Lin Elliott vs. Seattle	Dec. 24, 1995
4	Jan Stenerud	10 times
4	Nick Lowery	8 times
4	Pete Stoyanovich	2 times
4	Todd Peterson vs. Denver	Dec. 16, 2001
4	Lawrence Tynes	2 times
	Last; vs. Denver	Nov. 23, 2006
4	Nick Novak vs. Denver	Sept. 28, 2008
4	Ryan Succop	4 times
	Last; at Tennessee	Oct. 6, 2013
4	Cairo Santos	5 times
	Last; at Carolina	Nov. 13, 2016
4	Harrison Butker	6 times
	Last; vs. Los Angeles Rams	Nov. 27, 2022
<b>Most Consecutive Games Scoring Field Goals</b>		
16	Harrison Butker	2019-20
15	Lawrence Tynes	2004-05
14	Jan Stenerud	1970
14	Harrison Butker	2017-18
14	Harrison Butker	2021-22
12	Pete Stoyanovich	1997-98
11	Jan Stenerud	1968-69
11	Jan Stenerud	1971-72
11	Nick Lowery	1985-86
11	Morten Andersen	2002
<b>Most Consecutive Games Scoring Field Goals, Single Season</b>		
14	Jan Stenerud	1970
14	Harrison Butker	2019
13	Harrison Butker	2017
12	Lawrence Tynes	2005
12	Harrison Butker	2021
11	Morten Andersen	2002
<b>Most Consecutive Field Goals Made</b>		
23	Harrison Butker	2017
22	Pete Stoyanovich	1997-98
22	Ryan Succop	2011
21	Nick Lowery	1990
21	Nick Lowery	1991
16	Jan Stenerud	1969
16	Harrison Butker	2019-20
16	Harrison Butker	2020-21
<b>Longest Field Goal</b>		
62	Harrison Butker vs. Buffalo	Oct. 16, 2022
59	Matthew Wright vs. Las Vegas	Oct. 10, 2022
58	Nick Lowery at Washington	Sept. 18, 1983
58	Nick Lowery vs. L.A. Raiders	Sept. 12, 1985
58	Harrison Butker at L.A. Chargers	Sept. 20, 2020
58	Harrison Butker at L.A. Chargers	Sept. 20, 2020
57	Nick Lowery vs. Seattle	Sept. 14, 1980
<b>Highest Field Goal Percentage, Career (100 Attempts)</b>		
88.2	Harrison Butker (164-186)	2017-22
84.8	Cairo Santos (89-105)	2014-17
81.0	Ryan Succop (119-147)	2009-13
80.9	Pete Stoyanovich (93-115)	1996-00
80.2	Nick Lowery (329-410)	1980-93
64.0	Jan Stenerud (279-436)	1967-79
<b>Highest Field Goal Percentage, Season</b>		
96.3	Pete Stoyanovich (26-27)	1997

92.6	Harrison Butker (25-27)	2020
91.9	Nick Lowery (34-37)	1990
91.6	Nick Lowery (22-24)	1992
90.5	Harrison Butker (38-42)	2017
<b>Highest Field Goal Percentage, Career At GEHA Field at Arrowhead</b>		
88.1	Pete Stoyanovich (52-59)	1996-00
86.7	Harrison Butker (85-98)	2017-22
85.6	Nick Lowery (179-209)	1980-93
82.4	Ryan Succop (61-74)	2009-13
79.2	Cairo Santos (38-48)	2014-17
<b>Attempts Less Than 40 Yards, Season (15 Attempts)</b>		
23-26	Cairo Santos	2016
24-25	Harrison Butker	2017
21-21	Nick Lowery	1991
20-20	Pete Stoyanovich	1998
16-20	Ryan Succop	2012
18-19	Harrison Butker	2019
18-18	Harrison Buker	2020
17-18	Cairo Santos	2014
17-18	Cairo Santos	2015
17-17	Ryan Succop	2009
16-16	Morten Andersen	2002
16-16	Harrison Butker	2018
15-16	Ryan Succop	2013
14-15	Ryan Succop	2011
<b>Most Field Goals, No Misses, Game</b>		
7	Cairo Santos at Cincinnati	Oct. 4, 2015
6	Ryan Succop at New Orleans	Sept. 23, 2012
5	Jan Stenerud at Buffalo	Nov. 2, 1969
5	Jan Stenerud vs. Buffalo	Dec. 7, 1969
5	Nick Lowery vs. L.A. Raiders	Sept. 12, 1985
5	Nick Lowery at Chicago	Dec. 29, 1990
5	Nick Lowery vs. Denver	Sept. 20, 1993
5	Ryan Succop vs. Minnesota	Oct. 2, 2011
5	Harrison Butker at Houston	Oct. 8, 2017
5	Harrison Butker vs. Denver	Oct. 30, 2017
5	Harrison Butker vs. Denver	Dec. 6, 2020
<b>Most Field Goals, 50 or More Yards, Career</b>		
23	Harrison Butker	2017-22
20	Nick Lowery	1980-93
12	Jan Stenerud	1967-79
9	Ryan Succop	2009-13
7	Cairo Santos	2014-16
<b>Most Field Goals, 50 or More Yards, Season</b>		
7	Harrison Butker	2021
4	Nick Lowery	1980
4	Cairo Santos	2015
4	Harrison Butker	2017, 2020
3	Nick Lowery	1985, 1988
3	Ryan Succop	2011
3	Harrison Butker	2019
3	Harrison Butker	2022
2	Pete Stoyanovich	1997, 1998
2	Lawrence Tynes	2004, 2005, 2006
2	Ryan Succop	2009, 2012
2	Cairo Santos	2016
2	Harrison Butker	2018
<b>Most Field Goals, 50 or More Yards, Game</b>		
2	Nick Lowery vs. Seattle	Sept. 14, 1980
2	Nick Lowery at New Orleans	Sept. 8, 1985
2	Nick Lowery at Detroit	Nov. 26, 1987
2	Lawrence Tynes at Miami	Oct. 21, 2005
2	Ryan Succop vs. Minnesota	Oct. 2, 2011
2	Cairo Santos at Cincinnati	Oct. 4, 2015
2	Harrison Butker at L.A. Chargers	Sept. 20, 2020

## DEFENSE / SPECIAL TEAMS SCORING

<b>Most Defensive Touchdowns, Career</b>		
8	Bobby Bell (6 INTs, 2 FRs)	1963-74
5	Emmitt Thomas (5 INTs)	1966-78
5	Jim Kearney (5 INTs)	1967-75
5	Eric Berry (5 INTs)	2010-18
4	Lloyd Burruss (4 INTs)	1981-91
4	Derrick Thomas (4 FRs)	1989-99
4	James Hasty (3 INTs, 1 FR)	1995-99
4	Derrick Johnson (4 INTs)	2005-17
4	Daniel Sorensen (4 INTs)	2014-21
<b>Most Defensive Touchdowns, Season</b>		
4	Jim Kearney (4 INTs)	1972
3	David Webster (2 INTs, 1 FR)	1960

# REGULAR INDIVIDUAL

3	Lloyd Burruss (3 INTs)	1986
3	Charles Mincy (2 INTs, 1 FR)	1992
3	Mark McMillian (3 INTs)	1997

## Most Defensive Touchdowns, Game

2	Jim Kearney at Denver	Oct. 1, 1972
2	Lloyd Burruss vs. San Diego	Oct. 19, 1986
2	Cris Dishman at Oakland	Nov. 28, 1999
2	Derrick Johnson at Denver	Jan. 3, 2010

## Most Special Teams Touchdowns, Career

11	Dante Hall (5 PRs, 6 KORs)	2000-06
8	Tamarick Vanover (4 PRs, 4 KORs)	1995-99
5	Tyreek Hill (4 PRs, 1 KOR)	2016-21
4	J.T. Smith (4 PRs)	1978-84
3	Dexter McCluster (3 PRs)	2010-13
2	Six players tied	

## Most Special Teams Touchdowns, Season

4	Dante Hall (2 PRs, 2 KRs)	2003
3	Tamarick Vanover (2 KRs, 1 PR)	1995
3	Dante Hall (2 PRs, 1 KR)	2002
3	Tyreek Hill (2 PRs, 1 KR)	2016
2	J.T. Smith (2 PRs)	1979
2	J.T. Smith (2 PRs)	1980
2	Paul Palmer (2 KRs)	1987
2	Dale Carter (2 PRs)	1992
2	Dante Hall (2 KRs)	2004
2	Dexter McCluster (2 PRs)	2013

## Most Safeties, Career

3	Derrick Thomas	1989-98
2	Bill Maas	1984-92
2	Dan Saleaumua	1989-96
2	Joe Phillips	1992-97
1	Buck Buchanan	1963-75
1	Willie Lanier	1967-77
1	John Lohmeyer	1973, '75-77
1	Ed Beckman	1977-84
1	Dino Hackett	1986-92
1	Albert Lewis	1983-93
1	Rob McGovern	1989-90
1	Bernard Pollard	2006-08
1	Tamba Hali	2006-16
1	Justin Houston	2011-18
1	D.J. Alexander	2015-16
1	Chris Jones	2016-20
1	Frank Clark	2019-22

## Most Safeties, Season

1	Buck Buchanan	1968
1	Willie Lanier	1974
1	John Lohmeyer	1976
1	Ed Beckman	1978
1	Dino Hackett	1988
1	Albert Lewis	1988
1	Bill Maas	1988, '90
1	Rob McGovern	1989
1	Dan Saleaumua	1991, '96
1	Derrick Thomas	1994, '97, '98
1	Joe Phillips	1997
1	Bernard Pollard	2007
1	Tamba Hali	2009
1	Justin Houston	2012
1	D.J. Alexander	2015
1	Chris Jones	2020
1	Frank Clark	2022

## TWO-POINT CONVERSIONS

### Most Two-Point Conversions, Career

5	Travis Kelce	2013-22
3	Tony Gonzalez	1997-08
3	Patrick Mahomes	2017-22
2	Bo Dickinson	1960-61
2	Curtis McClinton	1962-69
2	Jerrel Wilson	1963-77
2	Reg Carolan	1964-68
2	Trent Green	2001-06
2	Eddie Kennison	2001-07

### Most Two-Point Conversions, Season

2	Bo Dickinson	1961
2	Travis Kelce	2015

### Most Two-Point Conversion Passes, Career

8	Len Dawson	1962-75
7	Patrick Mahomes	2017-22
4	Trent Green	2001-06

4	Alex Smith	2013-17
2	Randy Duncan	1961
2	Elvis Grbac	1997-00

## RUSHING

### RUSHING ATTEMPTS

#### Most Seasons Leading League in Rushing

1	Abner Haynes	1960
1	Christian Okoye	1989
1	Priest Holmes	2001
1	Kareem Hunt	2017

#### Most Rushing Attempts, Career

1,375	Larry Johnson	2003-09
1,332	Jamaal Charles	2008-16
1,321	Priest Holmes	2001-07
1,246	Christian Okoye	1987-92
1,157	Ed Podolak	1969-77

#### Most Rushing Attempts, Season

*416	Larry Johnson	2006
370	Christian Okoye	1989
336	Larry Johnson	2005
327	Priest Holmes	2001
320	Priest Holmes	2003

#### \*NFL RECORD

#### Most Rushing Attempts, Consecutive Seasons

752	Larry Johnson (336, 416)	2005-06
640	Priest Holmes (327, 313)	2001-02
633	Priest Holmes (313, 320)	2002-03
615	Christian Okoye (370, 245)	1989-90
574	Larry Johnson (416, 158)	2006-07

#### Most Rushing Attempts, Rookie, Season

272	Kareem Hunt	2017
234	Joe Delaney	1981
181	Clyde Edwards-Helaire	2020
174	Robert Holmes	1968
170	Isiah Pacheco	2022

#### Most Rushing Attempts, Game

39	Larry Johnson vs. Seattle	Oct. 29, 2006
38	Christian Okoye at Green Bay	Dec. 10, 1989
37	Christian Okoye vs. Seattle	Nov. 5, 1989
36	Larry Johnson at Houston	Nov. 20, 2005
35	Barry Word vs. L.A. Raiders	Dec. 22, 1991

## RUSHING YARDS

### Most Rushing Yards, Career

7,260	Jamaal Charles	2008-16
6,070	Priest Holmes	2001-07
6,015	Larry Johnson	2003-09
4,897	Christian Okoye	1987-92
4,451	Ed Podolak	1969-77

### Most Rushing Yards, Season (All 1,000+)

1,789	Larry Johnson	2006
1,750	Larry Johnson	2005
1,615	Priest Holmes	2002
1,555	Priest Holmes	2001
1,509	Jamaal Charles	2012
1,480	Christian Okoye	1989
1,467	Jamaal Charles	2010
1,420	Priest Holmes	2003
1,327	Kareem Hunt	2017
1,287	Jamaal Charles	2013
1,121	Joe Delaney	1981
1,120	Jamaal Charles	2009
1,087	Mike Garrett	1967
1,053	Tony Reed	1978
1,049	Abner Haynes	1962
1,033	Jamaal Charles	2014
1,031	Christian Okoye	1991
1,015	Barry Word	1990

### Most Rushing Yards, Consecutive Seasons

3,539	Larry Johnson (1,750, 1,789)	2005-06
3,170	Priest Holmes (1,555, 1,615)	2001-02
3,035	Priest Holmes (1,615, 1,420)	2002-03
2,796	Jamaal Charles (1,509, 1,287)	2012-13
2,348	Larry Johnson (1,789, 559)	2006-07

### Most Rushing Yards, Rookie, Season

1,327	Kareem Hunt	2017
1,121	Joe Delaney	1981
875	Abner Haynes	1960



# REGULAR INDIVIDUAL

866	Robert Holmes	1968
830	Isiah Pacheco	2022
<b>Most Rushing Yards, Game (All 200+)</b>		
259	Jamaal Charles at Denver	Jan. 3, 2010
233	Jamaal Charles at New Orleans	Sept. 23, 2012
226	Jamaal Charles vs. Indianapolis	Dec. 23, 2012
211	Larry Johnson at Houston	Nov. 20, 2005
201	Larry Johnson vs. Cincinnati	Jan. 1, 2006
200	Barry Word at Detroit	Oct. 14, 1990
<b>Most Rushing Yards, Rookie, Game (All 150+)</b>		
193	Joe Delaney vs. Houston	Nov. 15, 1981
172	Kareem Hunt at Los Angeles Chargers	Sept. 24, 2017
161	Mike Garrett at San Diego	Dec. 18, 1966
161	Clyde Edwards-Helaire at Buffalo	Oct. 19, 2020
158	Robert Holmes at Cincinnati	Nov. 10, 1968
157	Abner Haynes at N.Y. Titans	Nov. 24, 1960
155	Kareem Hunt vs. Los Angeles Chargers	Dec. 16, 2017
150	Kolby Smith vs. Oakland	Nov. 25, 2007
<b>Most Rushing Yards, Consecutive Games (All 300+)</b>		
361	J. Charles (102, 259)	Dec. 27, 2009 - Jan. 3, 2010
343	Larry Johnson (132, 211)	Nov. 13-20, 2005
332	L. Johnson (131, 201)	Dec. 24, 2005 - Jan. 1, 2006
330	Larry Johnson (211, 119)	Nov. 20-27, 2005
327	Larry Johnson (155, 172)	Oct. 29 - Nov. 5, 2006
321	Jamaal Charles (233, 88)	Sept. 23-30, 2012
319	Larry Johnson (121, 198)	Sept. 21-28, 2008
311	Larry Johnson (154, 157)	Nov. 19-23, 2006
310	Priest Holmes (197, 113)	Nov. 24 - Dec. 1, 2002
310	Larry Johnson (143, 167)	Dec. 11-17, 2005
301	Priest Holmes (104, 197)	Nov. 17-24, 2002
<b>Most Rushing Yards vs. One Opponent, Season</b>		
327	Kareem Hunt vs. Los Angeles Chargers (172, 155)	2017
315	Jamaal Charles vs. Denver (56, 259)	2009
289	Larry Johnson vs. Oakland (154, 135)	2006
283	Larry Johnson vs. Denver (126, 157)	2006
282	Christian Okoye vs. Seattle (156, 126)	1989
<b>Most Games, 100 or More Rushing Yards, Career</b>		
30	Larry Johnson	2003-09
24	Priest Holmes	2001-07
23	Jamaal Charles	2008-16
14	Christian Okoye	1987-92
13	Abner Haynes	1960-65
<b>Most Games, 100 or More Rushing Yards, Season</b>		
11	Larry Johnson	2006
10	Larry Johnson	2005
9	Priest Holmes	2002
8	Christian Okoye	1989
7	Priest Holmes	2001
7	Jamaal Charles	2012
<b>Most Games, 100 or More Rushing Yards, Rookie, Season</b>		
6	Kareem Hunt	2017
5	Joe Delaney	1981
3	Curtis McClinton	1962
2	Mike Garrett	1966
2	Robert Holmes	1968
2	Abner Haynes	1960
2	Woody Green	1974
2	Clyde Edwards-Helaire	2020
<b>Most Consecutive Games, 100 or More Rushing Yards</b>		
9	Larry Johnson	Nov. 6, 2005 - Jan. 1, 2006
5	Priest Holmes	Nov. 17 - Dec. 15, 2002
4	Larry Johnson	Nov. 19 - Dec. 10, 2006
4	Jamaal Charles	Dec. 13, 2009 - Jan. 3, 2010
3	Joe Delaney	Oct. 4 - Oct. 18, 1981
3	Christian Okoye	Sept. 24 - Oct. 8, 1989
3	Christian Okoye	Oct. 22 - Nov. 5, 1989
3	Larry Johnson	Dec. 5 - Dec. 19, 2004
3	Larry Johnson	Oct. 22 - Nov. 5, 2006
3	Jamaal Charles	Nov. 25 - Dec. 9, 2012
3	Kareem Hunt	Sept. 24 - Oct. 8, 2017
<b>Longest Run From Scrimmage</b>		
91(TD)	Jamaal Charles at New Orleans	Sept. 23, 2012
91(TD)	Damien Williams vs. Minnesota	Nov. 3, 2019
86(TD)	Jamaal Charles vs. Indianapolis	Dec. 23, 2012
84(TD)	Ted McKnight at Seattle	Sept. 30, 1979
84(TD)	Damien Williams vs. L.A. Chargers	Dec. 29, 2019
82(TD)	Joe Delaney vs. Denver	Oct. 18, 1981
82(TD)	Derrick Alexander vs. Pittsburgh	Dec. 12, 1999

80(TD)	Abner Haynes at N.Y. Jets	Nov. 29, 1964
80(TD)	Warren McVea vs. Cincinnati	Oct. 26, 1969
80	Jamaal Charles at St. Louis	Dec. 19, 2010
80(TD)	Jamaal Charles at Cleveland	Dec. 9, 2012
<b>Most Rushing Yards, QB, Career</b>		
1,672	Alex Smith	2013-17
1,547	Patrick Mahomes	2017-22
1,253	Len Dawson	1962-75
712	Steve Fuller	1979-82
692	Trent Green	2001-06
<b>Most Rushing Yards, QB, Season</b>		
498	Alex Smith	2015
431	Alex Smith	2013
386	Tyler Thigpen	2008
381	Patrick Mahomes	2021
358	Patrick Mahomes	2022
<b>Most 10+ Yard Rushes, Career</b>		
196	Jamaal Charles	2008-16
190	Priest Holmes	2001-07
137	Larry Johnson	2003-09
71	Marcus Allen	1993-97
63	Kimble Anders	1991-00
<b>Most 10+ Yard Rushes, Season</b>		
53	Priest Holmes	2002
52	Priest Holmes	2001
49	Larry Johnson	2006
47	Larry Johnson	2005
45	Jamaal Charles	2010
<b>Most 10+ Yard Rushes, Game</b>		
10	Priest Holmes at Oakland	Dec. 9, 2001
9	Priest Holmes at Seattle	Nov. 24, 2002
7	Larry Johnson at N.Y. Giants	Dec. 17, 2005
7	Jamaal Charles vs. Buffalo	Oct. 31, 2010
<b>Highest Rushing Average, Career (400 attempts)</b>		
5.45	Jamaal Charles (1,332-7,260)	2008-16
4.80	Abner Haynes (794-3,814)	1960-64
4.60	Priest Holmes (1,321-6,070)	2001-07
4.57	Kimble Anders (495-2,261)	1991-00
4.44	Ted McKnight (528-2,344)	1977-81
<b>Highest Rushing Average, Season (100 attempts)</b>		
6.38	Jamaal Charles (230-1,467)	2010
6.03	Ted McKnight (104-627)	1978
5.89	Jamaal Charles (190-1,120)	2009
5.61	Abner Haynes (156-875)	1960
5.49	Mack Lee Hill (105-576)	1964
<b>Highest Rushing Average, Game (10 attempts)</b>		
14.27	A. Haynes at N.Y. Titans (11-157)	Nov. 24, 1960
12.25	T. McKnight at Seattle (12-147)	Sept. 30, 1979
11.58	E. Podolak vs. Denver (12-139)	Dec. 6, 1970
11.45	J. Charles at St. Louis (11-126)	Dec. 19, 2010
11.29	A. Haynes vs. Oakland (14-158)	Nov. 26, 1961

## RUSHING TOUCHDOWNS

<b>Most Rushing Touchdowns, Career</b>		
76	Priest Holmes	2001-07
55	Larry Johnson	2003-09
44	Marcus Allen	1993-97
43	Jamaal Charles	2008-16
40	Christian Okoye	1987-92
39	Abner Haynes	1960-65
<b>Most Rushing Touchdowns, Season</b>		
27	Priest Holmes	2003
21	Priest Holmes	2002
20	Larry Johnson	2005
17	Larry Johnson	2006
14	Priest Holmes	2004
<b>Most Rushing Touchdowns, Consecutive Seasons</b>		
48	Priest Holmes (21, 27)	2002-03
41	Priest Holmes (27, 14)	2003-04
37	Larry Johnson (20, 17)	2005-06
29	Priest Holmes (8, 21)	2001-02
29	Larry Johnson (9, 20)	2004-05
<b>Most Rushing Touchdowns, Game</b>		
4	Abner Haynes vs. Oakland	Nov. 26, 1961
4	Priest Holmes at Cleveland	Sept. 8, 2002
4	Priest Holmes vs. Atlanta	Oct. 24, 2004
4	Derrick Blaylock vs. Atlanta	Oct. 24, 2004
3	Jack Spikes vs. Houston	Oct. 1, 1961
3	Abner Haynes vs. Boston	Sept. 8, 1962
3	Bert Coan at Denver	Oct. 23, 1966
3	Ed Podolak at Detroit	Nov. 25, 1971
3	Ed Podolak vs. Cleveland	Dec. 12, 1976



# REGULAR INDIVIDUAL

3	Billy Jackson at Oakland	Oct. 25, 1981
3	Marcus Allen at Seattle	Dec. 5, 1993
3	Donnell Bennett at Philadelphia	Sept. 27, 1998
3	Bam Morris at San Diego	Nov. 22, 1998
3	Priest Holmes vs. Denver	Oct. 20, 2002
3	Priest Holmes vs. Pittsburgh	Sept. 14, 2003
3	Priest Holmes vs. Buffalo	Oct. 26, 2003
3	Priest Holmes vs. Detroit	Dec. 14, 2003
3	Priest Holmes at Minnesota	Dec. 20, 2003
3	Priest Holmes at Denver	Sept. 12, 2004
3	Priest Holmes vs. Indianapolis	Oct. 31, 2004
3	Larry Johnson at Dallas	Dec. 11, 2005
3	Larry Johnson vs. Cincinnati	Jan. 1, 2006
3	Larry Johnson vs. Seattle	Oct. 29, 2006
3	Larry Johnson vs. Jacksonville	Dec. 31, 2006
3	Jamaal Charles at Green Bay	Sept. 28, 2015

## Most Rushing Touchdowns, Consecutive Games

7	Priest Holmes	Oct. 24-31, 2004
6	Priest Holmes	Dec. 14-20, 2003
5	Priest Holmes, 5 times	Last; Dec. 20-28, 2003
5	Larry Johnson, 3 times	Last; Oct. 22-29, 2006

## Most Consecutive Games With Rushing Touchdown

11	Priest Holmes	Sept. 22 - Dec. 8, 2002
8	Priest Holmes	Nov. 23, 2003 - Sept. 19, 2004
8	Larry Johnson	Nov. 28, 2004 - Sept. 18, 2005
7	Larry Johnson	Nov. 20, 2005 - Jan. 1, 2006
7	Larry Johnson	Oct. 15 - Nov. 23, 2006

## Most Rushing Touchdowns, Rookie, Season

10	Billy Jackson	1981
9	Abner Haynes	1960
8	Kareem Hunt	2017
7	Robert Holmes	1968
6	Mike Garrett	1966

## Most Rushing Touchdowns, QB, Career

12	Patrick Mahomes	2017-22
10	Alex Smith	2013-17
9	Len Dawson	1962-75
7	Mike Livingston	1968-79
6	Pete Beathard	1964-73
6	Rich Gannon	1995-98

## Most Rushing Touchdowns, QB, Season

5	Steve Bono	1995
	Alex Smith	2016
4	Pete Beathard	1965
	Steve Fuller	1980
	Patrick Mahomes	2022
3	5 Players Tied; Last, Tyler Thigpen, 2008	

## PASSING

### PASSER RATING

#### Most Seasons Leading League in Passing

4	Len Dawson	1962, 1964, 1966, 1968
---	------------	------------------------

#### Highest Passer Rating Career (1,000 attempts)

105.7	Patrick Mahomes	2017-22
94.8	Alex Smith	2013-17
87.3	Trent Green	2001-06
83.2	Len Dawson	1962-75
81.8	Steve DeBerg	1988-91
80.6	Elvis Grbac	1997-00

#### Highest Passer Rating, Season (200 attempts)

113.8	Patrick Mahomes	2018
108.2	Patrick Mahomes	2020
105.3	Patrick Mahomes	2019
105.2	Patrick Mahomes	2022
104.7	Alex Smith	2017
101.9	Len Dawson	1966

#### Highest Passer Rating, Rookie, Season

112.3	Todd Blackledge	1983
76.4	Patrick Mahomes	2017
66.7	Hunter Enis	1960
55.8	Steve Fuller	1979

#### Highest Passer Rating, Game (20 attempts) (All 150.0+)

158.3	Trent Green vs. Detroit	Dec. 14, 2003
158.3	Alex Smith at Oakland	Dec. 15, 2013
156.6	Steve Bono at Seattle	Sept. 3, 1995
154.8	Patrick Mahomes at Pittsburgh	Sept. 16, 2018

154.3	Trent Green at Washington	Sept. 30, 2001
-------	---------------------------	----------------

#### Most 100.0+ Passer Rating Games, Career

46	Patrick Mahomes	2017-22
30	Len Dawson	1962-75
29	Alex Smith	2013-17
27	Trent Green	2001-06
19	Steve DeBerg	1988-91
14	Bill Kenney	1980-88

#### Most 100.0+ Passer Rating Games, Season

13	Patrick Mahomes	2018
10	Steve DeBerg	1990
10	Patrick Mahomes	2022
9	Alex Smith	2017
9	Patrick Mahomes	2020
8	Patrick Mahomes	2021

## PASSES ATTEMPTED

### Most Passes Attempted, Career

3,696	Len Dawson	1962-75
2,993	Patrick Mahomes	2017-22
2,777	Trent Green	2001-06
2,436	Alex Smith	2013-17
2,430	Bill Kenney	1979-88
1,751	Mike Livingston	1968-79

### Most Passes Attempted, Season (All 500+)

658	Patrick Mahomes	2021
648	Patrick Mahomes	2022
603	Bill Kenney	1983
588	Patrick Mahomes	2020
580	Patrick Mahomes	2018
556	Trent Green	2004
547	Elvis Grbac	2000
523	Trent Green	2001
523	Trent Green	2003
520	Steve Bono	1995
508	Alex Smith	2013
507	Trent Green	2005
505	Alex Smith	2017

### Most Passes Attempted, Consecutive Seasons

1,306	Patrick Mahomes (658, 648)	2021-22
1,246	Patrick Mahomes (588, 658)	2020-21
1,079	Trent Green (523, 556)	2003-04
1,072	Patrick Mahomes (484, 588)	2019-20
1,064	Patrick Mahomes (580, 484)	2018-19
1,063	Trent Green (556, 507)	2004-05

### Most Passes Attempted, Rookie, Season

270	Steve Fuller	1979
54	Hunter Enis	1960
35	Patrick Mahomes	2017
34	Todd Blackledge	1983

### Most Passes Attempted, Game (All 50+)

68	Patrick Mahomes vs. Tennessee	Nov. 6, 2022
55	Joe Montana at San Diego	Oct. 9, 1994
55	Steve Bono at Miami	Dec. 12, 1994
54	Joe Montana at Denver	Oct. 17, 1994
54	Steve Bono at San Diego	Sept. 29, 1996
54	Patrick Mahomes vs. Buffalo	Oct. 10, 2021
53	Elvis Grbac at Oakland	Nov. 5, 2000
53	Trent Green at San Diego	Jan. 2, 2005
53	Matt Cassel at Denver	Nov. 14, 2010
53	Patrick Mahomes vs. Baltimore	Dec. 9, 2018
52	Bill Kenney at Denver	Oct. 30, 1983
50	Bill Kenney vs. Buffalo	Nov. 30, 1986
50	Steve DeBerg at Cleveland	Nov. 24, 1991
50	Rich Gannon at Jacksonville	Nov. 9, 1997
50	Alex Smith at Pittsburgh	Oct. 2, 2016
50	Patrick Mahomes at Tennessee	Nov. 10, 2019
50	Patrick Mahomes at Las Vegas	Nov. 14, 2021

## PASSES COMPLETED

### Most Passes Completed, Career

2,115	Len Dawson	1962-75
1,985	Patrick Mahomes	2017-22
1,720	Trent Green	2001-06
1,587	Alex Smith	2013-17
1,330	Bill Kenney	1979-88

### Most Passes Completed, Season (All 300+)

436	Patrick Mahomes (658 att.)	2021
435	Patrick Mahomes (648 att.)	2022
390	Patrick Mahomes (588 att.)	2020
383	Patrick Mahomes (580 att.)	2018



# REGULAR INDIVIDUAL

369	Trent Green (556 att.)	2004
346	Bill Kenney (603 att.)	1983
341	Alex Smith (505 att.)	2017
330	Trent Green (523 att.)	2003
328	Alex Smith (461 att.)	2016
326	Elvis Grbac (547 att.)	2000
319	Patrick Mahomes (484 att.)	2019
317	Trent Green (507 att.)	2005
308	Alex Smith (508 att.)	2013
307	Alex Smith (470 att.)	2015
303	Alex Smith (464 att.)	2014

## Most Passes Completed, Consecutive Seasons (All 600+)

871	Patrick Mahomes (436, 435)	2021-22
826	Patrick Mahomes (390, 436)	2020-21
709	Patrick Mahomes (319, 390)	2019-20
702	Patrick Mahomes (383, 319)	2018-19
699	Trent Green (330, 369)	2003-04
686	Trent Green (369, 317)	2004-05
686	Patrick Mahomes (383, 303)	2018-19
669	Alex Smith (328, 341)	2016-17
635	Alex Smith (307, 328)	2015-16
620	Elvis Grbac (294, 326)	1999-00
617	Trent Green (287, 330)	2002-03
611	Alex Smith (308, 303)	2013-14
610	Alex Smith (303, 307)	2014-15

## Most Passes Completed, Rookie, Season

146	Steve Fuller	1979
30	Hunter Enis	1960
22	Patrick Mahomes	2017
20	Todd Blackledge	1983

## Most Passes Completed, Game (All 30+)

43	Patrick Mahomes vs. Tennessee	Nov. 6, 2022
39	Elvis Grbac at Oakland	Nov. 5, 2000
37	Joe Montana at San Diego	Oct. 9, 1994
37	Patrick Mahomes at Tampa Bay	Nov. 29, 2020
36	Patrick Mahomes at Tennessee	Nov. 10, 2019
36	Patrick Mahomes at Houston	Dec. 18, 2022
35	Patrick Mahomes at Baltimore	Dec. 9, 2018
35	Patrick Mahomes at Las Vegas	Nov. 14, 2021
34	Joe Montana at Denver	Oct. 17, 1994
34	Trent Green at Denver	Dec. 7, 2003
34	Alex Smith vs. San Diego	Sept. 11, 2016
34	Patrick Mahomes at Las Vegas	Nov. 22, 2020
33	Steve Bono at Miami	Dec. 12, 1994
33	Trent Green at San Diego	Jan. 2, 2005
33	Matt Cassel at Denver	Nov. 14, 2010
33	Patrick Mahomes at L.A. Rams	Nov. 19, 2018
33	Patrick Mahomes vs. Buffalo	Oct. 10, 2021
32	Trent Green at Tampa Bay	Nov. 7, 2004
32	Trent Green vs. Oakland	Dec. 25, 2004
32	Patrick Mahomes at Washington	Oct. 17, 2021
31	Bill Kenney at San Diego	Dec. 11, 1983
31	Elvis Grbac vs. Carolina	Dec. 10, 2000
31	Trent Green at San Diego	Oct. 30, 2005
31	Alex Smith at Pittsburgh	Dec. 21, 2014
31	Alex Smith at Cincinnati	Oct. 4, 2015
31	Patrick Mahomes at Baltimore	Sept. 28, 2020
31	Patrick Mahomes vs. N.Y. Jets	Nov. 1, 2020
31	Patrick Mahomes at Los Angeles Chargers	Dec. 16, 2021
30	Steve DeBerg vs. Cleveland	Nov. 24, 1991
30	Elvis Grbac vs. Seattle	Nov. 21, 1999
30	Alex Smith at Pittsburgh	Oct. 2, 2016
30	Patrick Mahomes at Oakland	Sept. 15, 2019
30	Patrick Mahomes vs. Carolina	Nov. 8, 2020
30	Patrick Mahomes at Arizona	Sept. 11, 2022

## Most Consecutive Passes Completed

21	Patrick Mahomes at HOU (20), vs. SEA (1)	Dec. 18 - Dec. 24, 2022
15	Len Dawson at Houston	Sept. 9, 1967
15	Bill Kenney vs. SD (13), at WAS (2)	Sept. 12 - Sept. 18, 1983
15	Alex Smith at Oakland	Oct. 16, 2016
15	Alex Smith at Atlanta	Dec. 4, 2016
14	Trent Green vs. Indianapolis	Oct. 31, 2004

## Most Seasons Leading League

*8	Len Dawson	1962, '64-69, '75
----	------------	-------------------

\*NFL RECORD

## Most Consecutive Seasons Leading League

*6	Len Dawson	1964-69
----	------------	---------

\*NFL RECORD

## Highest Completion Percentage, Career (1,000 attempts)

66.32	Patrick Mahomes (2,993-1,985)	2017-22
65.15	Alex Smith (2,436-1,587)	2013-17

61.94	Trent Green (2,777-1,720)	2001-06
57.97	Steve DeBerg (1,616-934)	1988-91
57.94	Elvis Grbac (1,548-897)	1997-00

## Highest Completion Percentage, Season (100 attempts)

67.52	Alex Smith (505-341)	2017
67.13	Patrick Mahomes (648-435)	2022
67.08	Alex Smith (489-328)	2016
66.43	Len Dawson (140-93)	1975
66.37	Trent Green (556-369)	2004
66.33	Patrick Mahomes (588-390)	2020

## Highest Completion Percentage, Rookie, Season

62.86	Patrick Mahomes (35-22)	2017
58.82	Todd Blackledge (34-20)	1983
55.56	Hunter Enis (54-30)	1960
54.07	Steve Fuller (270-146)	1979

## Highest Completion Percentage, Game (20 attempts)

87.80	Patrick Mahomes at Houston (41-36)	Dec. 18, 2022
86.36	Alex Smith at Oakland (22-19)	Oct. 16, 2016
86.21	Alex Smith vs. St. Louis (29-25)	Oct. 26, 2014
85.00	Alex Smith at Oakland (20-17)	Dec. 15, 2013
84.00	Alex Smith at Baltimore (25-21)	Dec. 20, 2015
84.00	Alex Smith at Atlanta (25-21)	Dec. 4, 2016

## PASSING YARDS

### Most Passing Yards, Career (All 10,000+)

28,507	Len Dawson	1962-75
24,241	Patrick Mahomes	2017-22
21,459	Trent Green	2001-06
17,608	Alex Smith	2013-17
17,277	Bill Kenney	1979-88
11,873	Steve DeBerg	1988-91
11,295	Mike Livingston	1968-79
10,642	Elvis Grbac	1997-00

### Most Passing Yards, Season (All 4,000+)

5,250	Patrick Mahomes	2022
5,097	Patrick Mahomes	2018
4,839	Patrick Mahomes	2021
4,740	Patrick Mahomes	2020
4,591	Trent Green	2004
4,348	Bill Kenney	1983
4,169	Elvis Grbac	2000
4,042	Alex Smith	2017
4,039	Trent Green	2003
4,031	Patrick Mahomes	2019
4,014	Trent Green	2005

### Most Passing Yards, Consecutive Seasons

10,089	Patrick Mahomes (4,839, 5,250)	2021-22
9,579	Patrick Mahomes (4,740, 4,839)	2020-21
9,128	Patrick Mahomes (5,097, 4,031)	2018-19
8,771	Patrick Mahomes (4,031, 4,740)	2019-20
8,630	Trent Green (4,039, 4,591)	2003-04
8,605	Trent Green (4,591, 4,014)	2004-05

### Most Passing Yards, Rookie, Season

1,484	Steve Fuller	1979
357	Hunter Enis	1960
284	Patrick Mahomes	2017
259	Todd Blackledge	1983

### Most Passing Yards, Game (All 400+)

504	Elvis Grbac at Oakland	Nov. 5, 2000
478	Patrick Mahomes at L.A. Rams	Nov. 19, 2018
469	Matt Cassel at Denver	Nov. 14, 2010
462	Patrick Mahomes at Tampa Bay	Nov. 29, 2020
446	Patrick Mahomes at Tennessee	Nov. 10, 2019
446	Patrick Mahomes vs. Tennessee	Nov. 6, 2022
443	Patrick Mahomes at Oakland	Sept. 15, 2019
435	Len Dawson vs. Denver	Nov. 1, 1964
423	Patrick Mahomes at San Francisco	Oct. 23, 2022
416	Patrick Mahomes vs. N.Y. Jets	Nov. 1, 2020
411	Bill Kenney at San Diego	Dec. 11, 1983
410	Patrick Mahomes at Los Angeles Chargers	Dec. 16, 2021
406	Patrick Mahomes at Las Vegas	Nov. 14, 2021
400	Trent Green at Green Bay	Oct. 12, 2003

### Most Games, 300 Yards Passing, Career

41	Patrick Mahomes	2017-22
24	Trent Green	2001-06
15	Bill Kenney	1979-88
9	Len Dawson	1962-75
8	Alex Smith	2013-17
7	Elvis Grbac	1997-00
5	Steve DeBerg	1988-91

### Most Games, 300 Yards Passing, Season



# REGULAR INDIVIDUAL

10	Patrick Mahomes	2018
10	Patrick Mahomes	2022
9	Patrick Mahomes	2020
8	Trent Green	2004
7	Bill Kenney	1983
7	Patrick Mahomes	2019
5	Elvis Grbac	2000
5	Trent Green	2003
5	Alex Smith	2017
5	Patrick Mahomes	2021

## Most Consecutive Games, 300 Yards Passing, Season

8	Patrick Mahomes	2018
6	Patrick Mahomes	2020
6	Patrick Mahomes	2022
5	Patrick Mahomes	2019
4	Bill Kenney	1983
4	Trent Green	2004
3	Elvis Grbac	2000

## Long Pass Completion (All TDs)

*99	Trent Green vs. San Diego (to Marc Boerigter)	Dec. 22, 2002
93	Mike Livingston vs. Miami (to Otis Taylor for 79 yards, lateral to Robert Holmes for 14 yards)	Oct. 19, 1969
92	Len Dawson at Denver (to Tommy Brooker)	Nov. 18, 1962
92	Len Dawson at Oakland (to Gloster Richardson)	Nov. 3, 1968
90	Len Dawson vs. Houston (to Frank Pitts)	Nov. 17, 1968
90	Steve DeBerg vs. San Diego (to J.J. Birden)	Nov. 18, 1990

## \*NFL RECORD

## Most 20+ Yard Passes, Career

326	Patrick Mahomes	2017-22
274	Trent Green	2001-06
215	Alex Smith	2013-17
133	Elvis Grbac	1997-00
122	Matt Cassel	2009-12

## Most 20+ Yard Passes, Season

75	Patrick Mahomes	2018
73	Patrick Mahomes	2022
67	Patrick Mahomes	2020
59	Trent Green	2004
58	Patrick Mahomes	2021
55	Elvis Grbac	2000
54	Trent Green	2003

## Most 20+ Yard Passes, Game

9	Matt Cassel at Denver	Nov. 14, 2010
9	Patrick Mahomes at L.A. Rams	Nov. 19, 2018
8	Patrick Mahomes at Oakland	Sept. 15, 2019
8	Patrick Mahomes at Miami	Dec. 13, 2020
7	Dave Krieg at L.A. Raiders	Dec. 6, 1992
7	Rich Gannon at San Diego	Nov. 22, 1998
7	Elvis Grbac at Oakland	Nov. 5, 2000
7	Trent Green at Arizona	Oct. 21, 2001
7	Trent Green vs. Indianapolis	Oct. 31, 2004
7	Alex Smith at New York Jets	Dec. 3, 2017
7	Patrick Mahomes at Cleveland	Nov. 4, 2018
7	Patrick Mahomes vs. Las Vegas	Oct. 11, 2020
7	Patrick Mahomes vs. Carolina	Nov. 8, 2020
7	Patrick Mahomes at Tampa Bay	Nov. 29, 2020
7	Patrick Mahomes at Los Angeles Chargers	Dec. 16, 2021
7	Patrick Mahomes at San Francisco	Oct. 23, 2022
6	22 times; Last P. Mahomes at Denver	Dec. 11, 2022

## Most Seasons Leading League

3	Len Dawson	1962, '66, '69
---	------------	----------------

## Highest Passing Average, Career (1,000 attempts)

8.10	Patrick Mahomes (2,993-24,241)	2017-22
7.73	Trent Green (2,777-21,459)	2001-06
7.71	Len Dawson (3,696-28,507)	1962-75
7.35	Steve DeBerg (1,616-11,873)	1988-91
7.23	Alex Smith (2,436-17,608)	2013-17

## Highest Passing Average, Season (Qualifiers: 224 attempts/16 G; 238 attempts/17 G)

9.42	Len Dawson (224-2,109)	1968
8.90	Len Dawson (310-2,759)	1962
8.90	Len Dawson (284-2,527)	1966
8.79	Patrick Mahomes (580-5,097)	2018

## Highest Passing Average, Game (20 attempts)

15.76	S. DeBerg at New England (21-331)	Dec. 2, 1990
14.35	A. Smith at Oakland (20-287)	Dec. 15, 2013
13.90	T. Green vs. Denver (21-292)	Dec. 16, 2001
12.82	L. Dawson vs. Denver (22-282)	Dec. 19, 1965

## Most Seasons Leading League

*4	Len Dawson	1962, '63, '65, '66
----	------------	---------------------

## \*NFL RECORD

## TOUCHDOWN PASSES

### Most Touchdown Passes, Career

237	Len Dawson	1962-75
192	Patrick Mahomes	2017-22
118	Trent Green	2001-06
105	Bill Kenney	1979-88
102	Alex Smith	2013-17

### Most Touchdown Passes, Season

50	Patrick Mahomes	2018
41	Patrick Mahomes	2022
38	Patrick Mahomes	2020
37	Patrick Mahomes	2021
30	Len Dawson	1964

### Most Touchdown Passes, Consecutive Seasons

78	Patrick Mahomes (37, 41)	2021-22
76	Patrick Mahomes (50, 26)	2018-19
75	Patrick Mahomes (38, 37)	2020-21
64	Patrick Mahomes (26, 38)	2019-20
56	Len Dawson (26, 30)	1963-64
55	Len Dawson (29, 26)	1962-63

### Most Touchdown Passes, Rookie, Season

6	Steve Fuller	1979
3	Todd Blackledge	1983
1	Hunter Enis	1960

### Most Touchdown Passes, Game

6	Len Dawson vs. Denver	Nov. 1, 1964
6	Patrick Mahomes	2 times
	Last; at L.A. Rams	Nov. 19, 2018
5	Len Dawson	2 times
	Last; vs. Miami	Oct. 8, 1967
5	Elvis Grbac vs. San Diego	Sept. 17, 2000
5	Trent Green vs. Miami	Sept. 29, 2002
5	Alex Smith at Oakland	Dec. 15, 2013
5	Patrick Mahomes	4 times
	Last; at Arizona	Sept. 11, 2022
4	Len Dawson	6 times
	Last; at Baltimore	Sept. 28, 1970
4	Bill Kenney	4 times
	Last; at Chicago	Nov. 1, 1987
4	Trent Green at Cleveland	Dec. 3, 2006
4	Matt Cassel	2 times
	Last; at Indianapolis	Oct. 9, 2011
4	Alex Smith	2 times
	Last; at New York Jets	Dec. 3, 2017
4	Patrick Mahomes	10 times
	Last; vs. Jacksonville	Nov. 13, 2022

### Most Consecutive Games, Touchdown Passes

31	Patrick Mahomes	Oct. 6, 2019 - Oct. 17, 2021
22	Patrick Mahomes	Dec. 12, 2021 - Jan. 7, 2023
15	Elvis Grbac	Nov. 28, 1999 - Nov. 12, 2000
14	Len Dawson	Oct. 3, 1965 - Oct. 8, 1966
14	Patrick Mahomes	Oct. 14, 2018 - Sept. 22, 2019
12	Len Dawson	Sept. 8, 1962 - Dec. 2, 1962
12	Trent Green	Nov. 28, 2001 - Oct. 20, 2002

## INTERCEPTIONS

### Most Consecutive Passes, None Intercepted

312	Alex Smith	2015
297	Alex Smith	2016-17
233	Steve DeBerg	1990
233	Patrick Mahomes	2021-22
219	Patrick Mahomes	2018-19
202	Rich Gannon	1997-98

### Most Passes Had Intercepted, Career

178	Len Dawson	1962-75
86	Bill Kenney	1979-88
85	Trent Green	2001-06
83	Mike Livingston	1968-79
50	Steve DeBerg	1988-91

### Most Attempts, No Interceptions, Game (All 40+)

53	Matt Cassel at Denver	Nov. 14, 2010
50	Patrick Mahomes at Las Vegas	Nov. 14, 2021
49	Patrick Mahomes at Tampa Bay	Nov. 29, 2020
47	Trent Green at Denver	Dec. 7, 2003

# REGULAR INDIVIDUAL

47	Patrick Mahomes at L.A. Chargers	Sept. 20, 2020
47	Patrick Mahomes at New Orleans	Dec. 20, 2020
45	Patrick Mahomes at Denver	Oct. 1, 2018
45	Alex Smith at Cincinnati	Oct. 4, 2015
45	Bill Kenney at L.A. Raiders	Oct. 9, 1983
45	Steve DeBerg at Denver	Sept. 17, 1990
45	Trent Green at Green Bay	Oct. 12, 2003
45	Alex Smith at Denver	Nov. 17, 2013
45	Alex Smith at Pittsburgh	Dec. 21, 2014
45	Patrick Mahomes vs. Carolina	Nov. 8, 2020
44	Alex Smith at Denver	Nov. 27, 2016
44	Patrick Mahomes at Oakland	Sept. 15, 2019
44	Patrick Mahomes at Denver	Jan. 8, 2022
43	Bill Kenney at Houston	Oct. 23, 1983
43	Rich Gannon at Denver	Dec. 6, 1998
43	Trent Green at Denver	Dec. 15, 2002
43	Trent Green at San Diego	Oct. 30, 2005
43	Matt Cassel vs. Buffalo	Dec. 13, 2009
43	Patrick Mahomes vs. Las Vegas	Oct. 10, 2022
42	Trent Green vs. Cleveland	Nov. 9, 2003
42	Trent Green at Cincinnati	Nov. 16, 2003
42	Alex Smith at Denver	Sept. 14, 2014
42	Patrick Mahomes at Detroit	Sept. 29, 2019
42	Patrick Mahomes at Baltimore	Sept. 28, 2020
42	Patrick Mahomes vs. N.Y. Jets	Nov. 1, 2020
41	Todd Blackledge vs. Houston	Nov. 11, 1984
41	Steve Bono vs. San Diego	Oct. 9, 1995
41	Rich Gannon vs. Dallas	Dec. 13, 1998
41	Tyler Thigpen at San Diego	Nov. 9, 2008
41	Patrick Mahomes at Houston	Dec. 18, 2022
40	Steve Bono vs. New England	Oct. 15, 1995
40	Elvis Grbac vs. San Diego	Oct. 16, 1997
40	Elvis Grbac vs. Oakland	Oct. 15, 2000
40	Patrick Mahomes at Seattle	Dec. 23, 2018
40	Patrick Mahomes vs. Denver	Dec. 6, 2020

## Most Passes Had Intercepted, Season

24	Trent Green	2001
23	Cotton Davidson	1961
19	Len Dawson	1963
19	Bill Kenney	1983
17	Len Dawson	1962, '67
17	Trent Green	2004

## Most Passes Had Intercepted, Rookie, Season

14	Steve Fuller	1979
2	Hunter Enis	1960
2	Brodie Croyle	2006
1	Tyler Thigpen	2007
1	Patrick Mahomes	2017
0	Todd Blackledge	1983

## Most Interceptions, Game

6	Todd Blackledge vs. L.A. Rams	Oct. 20, 1985
5	Cotton Davidson at Houston	Oct. 16, 1960
5	Len Dawson vs. Oakland	Nov. 23, 1969
5	Mike Livingston vs. Pittsburgh	Oct. 13, 1974
5	Bill Kenney vs. San Diego	Sept. 20, 1981
5	Steve DeBerg at San Diego	Sept. 24, 1989

## Lowest Percentage, Passes Had Intercepted, Career (1,000 att)

1.35	Alex Smith (2,436-33)	2013-17
1.64	Patrick Mahomes (2,993-49)	2017-22
2.96	Matt Cassel (1,489-44)	2009-12
3.04	Elvis Grbac (1,548-47)	1997-00
3.09	Steve DeBerg (1,616-50)	1988-91
3.54	Bill Kenney (2,430-85)	1979-88

## Lowest Percentage, Passes Had Intercepted, Season (300 att)

0.90	Steve DeBerg (444-4)	1990
0.99	Alex Smith (505-5)	2017
1.02	Patrick Mahomes (588-6)	2020
1.03	Patrick Mahomes (484-5)	2019
1.29	Alex Smith (464-6)	2014
1.38	Alex Smith (508-7)	2013

## SACKS

### Times Sacked (All 100+)

195.0	Bill Kenney	1979-88
192.0	Alex Smith	2013-17
173.0	Trent Green	2001-06
133.0	Mike Livingston	1968-79
121.0	Patrick Mahomes	2017-22
120.0	Steve Fuller	1979-82

109.0	Matt Cassel	2009-12
<b>Times Sacked, Season</b>		
49.0	Steve Fuller	1980
48.0	Dave Krieg	1992
45.0	Alex Smith	2014
45.0	Alex Smith	2015
42.0	Matt Cassel	2009
41.0	Bill Kenney	1983
39.0	Trent Green	2001
39.0	Alex Smith	2013

### Times Sacked, Game

10.0	Steve Fuller vs. Baltimore	Nov. 2, 1980
8.0	Steve Fuller at Pittsburgh	Dec. 5, 1982

## PASS RECEIVING

### RECEPTIONS

#### Most Seasons Leading League

1	MacArthur Lane (66 recs.)	1976
1	Tony Gonzalez (102 recs.)	2004

#### Most Pass Receptions, Career (All 400+)

916	Tony Gonzalez	1997-08
814	Travis Kelce	2013-22
532	Dwayne Bowe	2007-14
479	Tyreek Hill	2016-21
416	Henry Marshall	1976-87
410	Otis Taylor	1965-75

#### Most Seasons, 50 or More Pass Receptions

11	Tony Gonzalez	1998-08
9	Travis Kelce	2014-22
6	Dwayne Bowe	2007-08, 2010-13
6	Tyreek Hill	2016-21
5	Kimble Anders	1994-98
5	Eddie Kennison	2002-06
4	Chris Burford	1961, '63-64, '66
4	Otis Taylor	1966-67, '71-72
3	Carlos Carson	1983-84, '87
3	Stephone Paige	1986, '88, '90
3	Derrick Alexander	1998-00
3	Priest Holmes	2001-03

#### Most Pass Receptions, Season (All 80+)

111	Tyreek Hill	2021
110	Travis Kelce	2022
105	Travis Kelce	2020
103	Travis Kelce	2018
102	Tony Gonzalez	2004
99	Tony Gonzalez	2007
97	Travis Kelce	2019
96	Tony Gonzalez	2008
93	Tony Gonzalez	2000
92	Travis Kelce	2021
87	Jeremy Maclin	2015
87	Tyreek Hill	2018
87	Tyreek Hill	2020
86	Dwayne Bowe	2008
85	Travis Kelce	2016
83	Travis Kelce	2017
81	Dwayne Bowe	2011
80	Carlos Carson	1983

#### Most Pass Receptions, Consecutive Seasons

202	Travis Kelce (97, 105)	2019-20
202	Travis Kelce (92, 110)	2021-22
200	Travis Kelce (103, 97)	2018-19
198	Tyreek Hill (87, 111)	2020-21
197	Travis Kelce (105, 92)	2020-21

#### Most Pass Receptions, Game (All 10+)

14	Tony Gonzalez at San Diego	Jan. 2, 2005
13	Dwayne Bowe at Denver	Nov. 14, 2010
13	Dwayne Bowe at Seattle	Nov. 28, 2010
13	Tyreek Hill at Tampa Bay	Nov. 29, 2020
12	Ed Podolak vs. Denver	Oct. 7, 1973
12	Travis Kelce at Oakland	Dec. 2, 2018
12	Tyreek Hill vs. New York Giants	Nov. 1, 2021
12	Tyreek Hill at Los Angeles Chargers	Dec. 16, 2021
11	Chris Burford at Buffalo	Sept. 22, 1963
11	Emile Harry at Cleveland	Nov. 24, 1991
11	Kimble Anders vs. N.Y. Giants	Sept. 10, 1995
11	Tony Gonzalez at New England	Dec. 4, 2000
11	Dante Hall at Denver	Dec. 7, 2003
11	Tony Gonzalez vs. Oakland	Dec. 25, 2004

# REGULAR INDIVIDUAL

11	Jeremy Maclin at Cincinnati	Oct. 4, 2015
11	Travis Kelce vs. Denver	Dec. 25, 2016
11	Tyreek Hill at Tennessee	Nov. 10, 2019
11	Travis Kelce vs. Denver	Dec. 15, 2019
11	Tyreek Hill at Las Vegas	Nov. 22, 2020
11	Tyreek Hill vs. Cleveland	Sept. 12, 2021
11	Tyreek Hill at Philadelphia	Oct. 3, 2021
10	Chris Burford at Boston	Oct. 12, 1962
10	Chris Burford vs. Buffalo	Oct. 13, 1963
10	Frank Jackson at N.Y. Jets	Nov. 29, 1964
10	Chris Burford at Boston	Sept. 25, 1966
10	Otis Taylor vs. Cincinnati	Oct. 15, 1972
10	Ed Podolak at Houston	Sept. 29, 1974
10	Stephone Paige at Denver	Sept. 17, 1990
10	J.J. Birden at Miami	Dec. 12, 1994
10	Kimble Anders vs. Denver	Nov. 16, 1998
10	Tony Gonzalez at Denver	Sept. 24, 2000
10	Tony Gonzalez vs. Carolina	Dec. 10, 2000
10	Tony Gonzalez vs. Cincinnati	Sept. 10, 2006
10	Tony Gonzalez vs. Green Bay	Nov. 4, 2007
10	Tony Gonzalez vs. San Diego	Dec. 2, 2007
10	Tony Gonzalez at Detroit	Dec. 23, 2007
10	Tony Gonzalez at San Diego	Nov. 9, 2008
10	Tony Gonzalez vs. Buffalo	Nov. 23, 2008
10	Dwayne Bowe at Cincinnati	Dec. 28, 2008
10	Tyreek Hill at Carolina	Nov. 13, 2016
10	Albert Wilson at Denver	Dec. 31, 2017
10	Tyreek Hill at Los Angeles Rams	Nov. 19, 2018
10	Travis Kelce at Los Angeles Rams	Nov. 19, 2018
10	Travis Kelce vs. Carolina	Nov. 8, 2020
10	Travis Kelce at Los Angeles Chargers	Dec. 16, 2021
10	Travis Kelce vs. Tennessee	Nov. 6, 2022
10	Juju Smith-Schuster vs. Tennessee	Nov. 6, 2022
10	Travis Kelce at Houston	Dec. 18, 2022
10	Juju Smith-Schuster at Houston	Dec. 18, 2022

## Most Pass Receptions, Half

11	T. Gonzalez (2nd) at San Diego	Jan. 2, 2005
10	E. Harry (2nd) at Cleveland	Nov. 24, 1991
9	C. Burford (2nd) vs. Buffalo	Oct. 13, 1963
9	K. Anders (2nd) vs. N.Y. Giants	Sept. 10, 1995
9	T. Gonzalez (1st) vs. Oakland	Dec. 25, 2004

## Most Consecutive Games, Pass Receptions

143	Travis Kelce	Sept. 7, 2014 - Jan. 7, 2023
131	Tony Gonzalez	Dec. 4, 2000 - Dec. 28, 2008
83	Stephone Paige	Nov. 17, 1985 - Sept. 29, 1991
55	Eddie Kennison	Dec. 9, 2001 - Oct. 2, 2005
48	Priest Holmes	Sept. 9, 2001 - Sept. 19, 2004

## Most Receptions, Running Back, Career

369	Kimble Anders	1991-00
288	Ed Podolak	1969-77
285	Jamaal Charles	2008-16
251	Priest Holmes	2001-07
197	Abner Haynes	1960-64

## Most Receptions, Running Back, Season

74	Priest Holmes	2003
70	Priest Holmes	2002
70	Jamaal Charles	2013
67	Kimble Anders	1994
66	MacArthur Lane	1976

## Most Receptions, Tight End, Career

916	Tony Gonzalez	1997-08
814	Travis Kelce	2013-22
198	Fred Arbanas	1962-70
163	Walter White	1975-79
135	Jonathan Hayes	1985-93
111	Keith Cash	1992-96

## Most Pass Receptions, Tight End, Season

110	Travis Kelce	2022
105	Travis Kelce	2020
103	Travis Kelce	2018
102	Tony Gonzalez	2004
99	Tony Gonzalez	2007

## Most Pass Receptions, Rookie, Season

70	Dwayne Bowe	2007
61	Tyreek Hill	2016
55	Abner Haynes (RB)	1960
53	Kareem Hunt (RB)	2017

48	Sylvester Morris	2000
----	------------------	------

## RECEIVING YARDS

### Most Receiving Yards, Career (All 6,000+)

10,940	Tony Gonzalez	1997-08
10,344	Travis Kelce	2013-22
7,306	Otis Taylor	1965-75
7,155	Dwayne Bowe	2007-14
6,630	Tyreek Hill	2016-21
6,545	Henry Marshall	1976-87
6,360	Carlos Carson	1980-89
6,341	Stephone Paige	1983-91

### Most Seasons, 1,000 or More Receiving Yards

7	Travis Kelce	2016-22
4	Tony Gonzalez	2000, 2004, 2007-08
4	Tyreek Hill	2017-18, 2020-21
3	Carlos Carson	1983-84, '87
3	Dwayne Bowe	2008, 2010-11
2	Otis Taylor	1966, '71
2	Eddie Kennison	2004-05
1	Stephone Paige	1990
1	Andre Rison	1997
1	Derrick Alexander	2000
1	Jeremy Maclin	2015

### Most Receiving Yards, Season (All 1,000+)

1,479	Tyreek Hill	2018
1,416	Travis Kelce	2020
1,391	Derrick Alexander	2000
1,351	Carlos Carson	1983
1,338	Travis Kelce	2022
1,336	Travis Kelce	2018
1,297	Otis Taylor	1966
1,276	Tyreek Hill	2020
1,258	Tony Gonzalez	2004
1,239	Tyreek Hill	2021
1,229	Travis Kelce	2019
1,203	Tony Gonzalez	2000
1,183	Tyreek Hill	2017
1,172	Tony Gonzalez	2007
1,162	Dwayne Bowe	2010
1,159	Dwayne Bowe	2011
1,125	Travis Kelce	2016
1,125	Travis Kelce	2021
1,110	Otis Taylor	1971
1,102	Eddie Kennison	2005
1,092	Andre Rison	1997
1,086	Eddie Kennison	2004
1,078	Carlos Carson	1984
1,058	Tony Gonzalez	2008
1,044	Carlos Carson	1987
1,038	Travis Kelce	2017
1,034	Jeremy Maclin	2015
1,022	Dwayne Bowe	2008
1,021	Stephone Paige	1990

### Most Receiving Yards, Consecutive Seasons

2,662	Tyreek Hill (1,183, 1,479)	2017-18
2,645	Travis Kelce (1,229, 1,416)	2019-20
2,565	Travis Kelce (1,336, 1,229)	2018-19
2,541	Travis Kelce (1,416, 1,125)	2020-21
2,515	Tyreek Hill (1,276, 1,239)	2020-21

### Most Receiving Yards, Game (All 200+)

309	Stephone Paige vs. San Diego (8 Receptions)	Dec. 22, 1985
269	Tyreek Hill at Tampa Bay (13 Receptions)	Nov. 29, 2020
215	Tyreek Hill at L.A. Rams (10 Receptions)	Nov. 19, 2018
213	Curtis McClinton vs. Denver (5 Receptions)	Dec. 19, 1965
210	Larry Brunson vs. San Diego (9 Receptions)	Nov. 10, 1974
206	Stephone Paige at Denver (10 Receptions)	Sept. 17, 1990

### Most Games, 100 or More Receiving Yards, Career

35	Travis Kelce	2013-22
26	Tony Gonzalez	1997-08
20	Otis Taylor	1965-75
18	Carlos Carson	1980-88
18	Tyreek Hill	2016-21
17	Eddie Kennison	2001-07

### Most Games, 100 or More Receiving Yards, Season

6	Otis Taylor	1966
6	Carlos Carson	1983
6	Derrick Alexander	2000
6	Tony Gonzalez	2000
6	Tony Gonzalez	2004
6	Travis Kelce	2016

# REGULAR INDIVIDUAL

6	Tyreek Hill	2018
6	Travis Kelce	2020
6	Travis Kelce	2022
5	Eddie Kennison	2004
5	Eddie Kennison	2005
5	Tony Gonzalez	2007
5	Dwayne Bowe	2010
5	Travis Kelce	2018

## Most Consecutive Games, 100 or More Receiving Yards, Season

4	Tony Gonzalez	2000
4	Travis Kelce	2016
3	Frank Jackson	1964
3	Otis Taylor	1966
3	Willie Davis	1992
3	Dwayne Bowe	2010
3	Travis Kelce	2020
3	Tyreek Hill	2020

## Longest Pass Receptions (All TDs)

*99	Marc Boerigter vs. San Diego (from Trent Green)	Dec. 22, 2002
92	Tommy Brooker at Denver (from Len Dawson)	Nov. 18, 1962
92	Gloster Richardson at Oakland (from Len Dawson)	Nov. 3, 1968
90	Frank Pitts vs. Boston (from Len Dawson)	Nov. 17, 1968
90	J.J. Birden vs. San Diego (from Steve DeBerg)	Nov. 18, 1990
89	Otis Taylor vs. Miami (from Len Dawson)	Nov. 13, 1966
89	Demarcus Robinson vs. Oakland (from Patrick Mahomes)	Dec. 30, 2018
86	Stephone Paige vs. New England (from Steve DeBerg)	Dec. 2, 1990
86	Derrick Alexander at Chicago (from Elvis Grbac)â€	Sept. 12, 1999

## \*NFL RECORD

## Most Receiving Yards, Running Back, Career

2,829	Kimble Anders	1991-00
2,739	Abner Haynes	1960-65
2,457	Jamaal Charles	2008-16
2,456	Ed Podolak	1969-77
2,377	Priest Holmes	2001-07

## Most Receiving Yards, Running Back, Season

693	Jamaal Charles	2013
690	Priest Holmes	2003
672	Priest Holmes	2002
614	Priest Holmes	2001
590	Curtis McClinton	1965

## Most Receiving Yards, Running Back, Game

213	Curtis McClinton vs. Denver	Dec. 19, 1965
195	Jamaal Charles at Oakland	Dec. 15, 2013
149	Abner Haynes vs. San Diego	Oct. 20, 1963
130	Johnny Robinson vs. Buffalo	Dec. 18, 1960
129	Spencer Ware vs. San Diego	Sept. 11, 2016
127	Abner Haynes at N.Y. Titans	Dec. 3, 1961

## Most Games, 100 or More Receiving Yards, RB, Career

5	Abner Haynes	1960-65
5	Priest Holmes	2001-07
3	Johnny Robinson	1960-71
3	Paul Palmer	1987-88
2	Curtis McClinton	1962-69
2	Larry Johnson	2003-09
2	Jamaal Charles	2008-16

## Most Games, 100 or More Receiving Yards, RB, Season

3	Paul Palmer	1988
2	Johnny Robinson	1960
2	Abner Haynes	1964
2	Priest Holmes	2001

## Most Receiving Yards, Tight End, Career (All 1,000+)

10,940	Tony Gonzalez	1997-08
10,344	Travis Kelce	2013-22
3,101	Fred Arbanas	1962-70
2,396	Walter White	1975-79
1,541	Jonathan Hayes	1985-93
1,046	Keith Cash	1992-96
1,009	Tony Moeaki	2010-12

## Most Receiving Yards, Tight End, Season

1,416	Travis Kelce	2020
1,338	Travis Kelce	2022
1,336	Travis Kelce	2018
1,258	Tony Gonzalez	2004
1,229	Travis Kelce	2019
1,203	Tony Gonzalez	2000

## Most Receiving Yards, Tight End, Game

191	Travis Kelce at Los Angeles Chargers	Dec. 16, 2021
168	Travis Kelce at Oakland	Dec. 2, 2018
160	Travis Kelce vs. Denver	Dec. 25, 2016

159	Travis Kelce vs. Carolina	Nov. 8, 2020
147	Tony Gonzalez at New England	Dec. 4, 2000

## Most Receiving Yards, Rookie, Season

995	Dwayne Bowe	2007
789	Chris Burford	1960
678	Sylvester Morris	2000
611	Johnny Robinson (RB)	1960
593	Tyreek Hill	2016
576	Abner Haynes (RB)	1960

## Highest Receiving Average, Career (200 receptions)

18.12	Carlos Carson (351-6,360)	1980-89
17.82	Otis Taylor (410-7,306)	1965-75
17.30	Derrick Alexander (213-3,685)	1998-01
16.82	Stephone Paige (377-6,341)	1983-91
16.29	Eddie Kennison (321-5,230)	2001-07

## Highest Receiving Average, Season (24 receptions)

22.36	Otis Taylor (58-1,297)	1966
21.93	Stephone Paige (43-943)	1985
21.83	Frank Pitts (30-655)	1968

## Highest Receiving Average, Game (3 receptions)

42.60	C. McClinton vs. Denver (5-213)	Dec. 19, 1965
40.00	J. Robinson vs. N.Y. Titans (3-120)	Oct. 2, 1960
39.67	Otis Taylor at Denver (3-119)	Dec. 14, 1968

## Most 20+ Yard Receptions, Career

144	Travis Kelce	2013-22
130	Tony Gonzalez	1997-08
101	Dwayne Bowe	2007-14
99	Tyreek Hill	2016-21
81	Eddie Kennison	2001-07

## Most 20+ Yard Receptions, Season

27	Tyreek Hill	2018
24	Derrick Alexander	2000
23	Travis Kelce	2020
20	Derrick Alexander	1998
19	Tony Gonzalez	2004
19	Dwayne Bowe	2010
19	Dwayne Bowe	2011
19	Travis Kelce	2017
19	Tyreek Hill	2020
19	Travis Kelce	2022

## Most 20+ Yard Receptions, Game

6	Tyreek Hill at Tampa Bay	Nov. 29, 2020
5	Derrick Alexander at San Diego	Nov. 22, 1998
5	Tyreek Hill at Los Angeles Chargers	Sept. 9, 2018
5	Tyreek Hill at Los Angeles Rams	Nov. 19, 2018
4	Derrick Alexander vs. St. Louis	Oct. 22, 2000
4	Eddie Kennison vs. Jacksonville	Dec. 31, 2006
4	Dwayne Bowe at Denver	Nov. 14, 2010
4	Travis Kelce at Oakland	Dec. 2, 2018
4	Sammy Watkins at Jacksonville	Sept. 8, 2019
4	Demarcus Robinson at Oakland	Sept. 15, 2019
4	Tyreek Hill vs. Cleveland	Sept. 12, 2021
3	49 times; Last, Travis Kelce vs. Seattle	Dec. 24, 2022

## RECEIVING TOUCHDOWNS

### Most Receiving Touchdowns, Career

76	Tony Gonzalez	1997-08
69	Travis Kelce	2013-22
57	Otis Taylor	1965-75
56	Tyreek Hill	2016-21
55	Chris Burford	1960-67

### Most Receiving Touchdowns, Season

15	Dwayne Bowe	2010
15	Tyreek Hill	2020
12	Chris Burford	1962
12	Tyreek Hill	2018
12	Travis Kelce	2022
11	Otis Taylor	1967
11	Stephone Paige	1986
11	Tony Gonzalez	1999
11	Travis Kelce	2020

### Most Receiving Touchdowns, Consecutive Seasons

24	Tyreek Hill (15, 9)	2020-21
22	Tyreek Hill (7, 15)	2019-20
21	Chris Burford (12, 9)	1962-63
21	Stephone Paige (10, 11)	1985-86
21	Travis Kelce (9, 12)	2021-22
20	Tony Gonzalez (11, 9)	1999-00
20	Dwayne Bowe (15, 5)	2010-11
20	Travis Kelce (11, 9)	2020-21

### Most Receiving Touchdowns, Rookie, Season

# REGULAR INDIVIDUAL

6	Fred Arbanas	1962
6	Stephone Paige	1983
6	Tyreek Hill	2016
6	Mecole Hardman	2019
5	Chris Burford	1960
5	Otis Taylor	1965
5	Bill Jones	1990
5	Tim Barnett	1991
5	Dwayne Bowe	2007

## Most Receiving Touchdowns, Game

4	Frank Jackson at San Diego	Dec. 13, 1964
4	Jamaal Charles at Oakland	Dec. 15, 2013
4	Travis Kelce vs. Las Vegas	Oct. 10, 2022
3	Chris Burford at Oakland	Sept. 23, 1962
3	Chris Burford at Boston	Sept. 25, 1966
3	Otis Taylor at Denver	Dec. 17, 1967
3	Otis Taylor at N.Y. Jets	Nov. 16, 1969
3	Sylvester Morris vs. San Diego	Sept. 17, 2000
3	Tony Gonzalez vs. Miami	Sept. 29, 2002
3	Dwayne Bowe at Seattle	Nov. 28, 2010
3	Tyreek Hill at New England	Oct. 14, 2018
3	Sammy Watkins at Jacksonville	Sept. 8, 2019
3	Tyreek Hill at Tampa Bay	Nov. 29, 2020
3	Tyreek Hill at Philadelphia	Oct. 3, 2021
3	Travis Kelce at Los Angeles Chargers	Nov. 20, 2022

## Most Consecutive Games, Touchdown Receptions

7	Dwayne Bowe	Oct. 17, 2010 - Nov. 28, 2010
6	Travis Kelce	Dec. 6, 2020 - Sept. 19, 2021
6	Jerick McKinnon	Dec. 4, 2022 - Jan. 7, 2023
5	Chris Burford	Sept. 8, 1962 - Oct. 12, 1962
5	Otis Taylor	Oct. 23, 1966 - Nov. 20, 1966
5	Tyreek Hill	Oct. 25, 2020 - Nov. 29, 2020
4	Johnny Robinson	Nov. 12, 1961 - Dec. 10, 1961
4	Chris Burford	Oct. 28, 1962 - Nov. 18, 1962
4	Fred Arbanas	Nov. 11, 1962 - Dec. 2, 1962
4	Chris Burford	Oct. 31, 1965 - Nov. 21, 1965
4	Otis Taylor	Nov. 28, 1965 - Sept. 11, 1966
4	Curtis McClinton	Sept. 11, 1966 - Oct. 2, 1966
4	Willie Frazier	Sept. 17, 1972 - Oct. 8, 1972
4	Otis Taylor	Sept. 25, 1972 - Oct. 15, 1972
4	Stephone Paige	Nov. 23, 1986 - Dec. 14, 1986
4	Tony Gonzalez	Nov. 28, 1999 - Dec. 18, 1999
4	Tony Gonzalez	Sept. 24, 2000 - Oct. 22, 2000
4	Tony Gonzalez	Dec. 7, 2008 - Dec. 28, 2008
4	Jeremy Maclin	Dec. 20, 2015 - Sept. 11, 2016
4	Kareem Hunt	Oct. 14, 2018 - Nov. 4, 2018
4	Tyreek Hill	Sept. 10, 2020 - Oct. 5, 2020
4	Travis Kelce	Dec. 16, 2021 - Sept. 11, 2022

## Highest TD Catch Percentage, Season (20 recs.)

40.0	Marc Boerigter (20 recs., 8 TDs)	2002
33.3	Chris Burford (45 recs., 12 TDs)	1962
27.3	Gloster Richardson (22 recs., 6 TDs)	1968
25.0	Fred Arbanas (20 recs., 5 TDs)	1967
23.5	Fred Arbanas (34 recs., 8 TDs)	1964
23.1	Mecole Hardman (25 recs., 6 TDs)	2019

## Most Touchdown Receptions, QB-Pass Catcher Combinations

46	Len Dawson - Otis Taylor	1965-75
46	Patrick Mahomes - Travis Kelce	2017-22
43	Len Dawson - Chris Burford	1962-67
41	Patrick Mahomes - Tyreek Hill	2017-21
34	Trent Green - Tony Gonzalez	2001-06

# TOTAL YARDS FROM SCRIMMAGE

## ATTEMPTS

### Most Attempts From Scrimmage, Career

1,617	Jamaal Charles (1,332 rush, 285 rec.)	2008-16
1,572	Priest Holmes (1,321 rush, 251 rec.)	2001-07
1,526	Larry Johnson (1,375 rush, 151 rec.)	2003-09
1,445	Ed Podolak (1,157 rush, 288 rec.)	1969-77
1,288	Christian Okoye (1,246 rush, 42 rec.)	1987-92
1,073	Marcus Allen (932 rush, 141 rec.)	1993-97

### Most Attempts From Scrimmage, Season

457	Larry Johnson (416 rush, 41 rec.)	2006
394	Priest Holmes (320 rush, 74 rec.)	2003
389	Priest Holmes (327 rush, 62 rec.)	2001
383	Priest Holmes (313 rush, 70 rec.)	2002
372	Christian Okoye (370 rush, 2 rec.)	1989

### Most Attempts From Scrimmage, Game

41	L. Johnson vs. Seattle (39 rush, 2 rec.)	Oct. 29, 2006
39	J. Charles at New Orleans (33 rush, 6 rec.)	Sept. 23, 2012
38	C. Okoye at Green Bay (38 rush, 0 rec.)	Dec. 10, 1989
38	L. Johnson vs. JAX (33 rush, 5 rec.)	Dec. 31, 2006
37	C. Okoye vs. Seattle (37 rush, 0 rec.)	Nov. 5, 1989
37	L. Johnson at Houston (36 rush, 1 rec.)	Nov. 20, 2005

## YARDS

### Most Yards From Scrimmage, Career

10,954	Tony Gonzalez (14 rush, 10,940 rec.)	1997-08
10,358	Travis Kelce (14 rush, 10,344 rec.)	2013-22
9,717	Jamaal Charles (7,260 rush, 2,457 rec.)	2008-16
8,447	Priest Holmes (6,070 rush, 2,377 rec.)	2001-07
7,467	Otis Taylor (161 rush, 7,306 rec.)	1965-75
7,384	Larry Johnson (6,015 rush, 1,369 rec.)	2003-09

### Most Yards From Scrimmage, Season

2,287	Priest Holmes (1,615 rush, 672 rec.)	2002
2,199	Larry Johnson (1,789 rush, 410 rec.)	2006
2,169	Priest Holmes (1,555 rush, 614 rec.)	2001
2,110	Priest Holmes (1,420 rush, 690 rec.)	2003
2,093	Larry Johnson (1,750 rush, 343 rec.)	2005

### Most Yards From Scrimmage, Game

309	Stephone Paige vs. San Diego (0 rush, 309 rec.)	Dec. 22, 1985
307	Priest Holmes at Seattle (197 rush, 110 rec.)	Nov. 24, 2002
288	Jamaal Charles at New Orleans (233 rush, 55 rec.)	Sept. 23, 2012
277	Priest Holmes at Oakland (168 rush, 109 rec.)	Dec. 9, 2001
269	Tyreek Hill at Tampa Bay (0 rush, 269 rec.)	Nov. 29, 2020
262	Jamaal Charles at Denver (259 rush, 3 rec.)	Jan. 3, 2009

### Yards Per Touch Average, RB, Career (350 touches)

6.60	Abner Haynes (993-6,553)	1960-64
6.57	Jamaal Charles (1,668-10,963)	2008-16
5.89	Kimble Anders (864-5,890)	1991-00
5.53	Curtis McClinton (916-5,069)	1962-69
5.48	Tony Reed (651-3,566)	1977-80

### Yards Per Touch Average, RB, Season (200 touches)

7.0	Jamaal Charles (275-1,935)	2010
6.9	Abner Haynes (211-1,451)	1960
6.6	Abner Haynes (213-1,399)	1961
6.2	Abner Haynes (260-1,622)	1962
6.2	Jamaal Charles (230-1,417)	2009

# COMBINED YARDAGE

## ATTEMPTS

### Most Combined Attempts, Career (All 1,000+)

1,668	Jamaal Charles	2008-16
1,572	Priest Holmes	2001-07
1,569	Ed Podolak	1969-77
1,526	Larry Johnson	2003-09
1,289	Christian Okoye	1987-92
1,114	Abner Haynes	1960-65

### Most Combined Attempts, Season (All 300+)

457	Larry Johnson	2006
394	Priest Holmes	2003
389	Priest Holmes	2001
383	Priest Holmes	2002
372	Christian Okoye	1989
329	Jamaal Charles	2013
325	Kareem Hunt	2017



# REGULAR INDIVIDUAL

320	Jamaal Charles	2012
<b>Most Combined Attempts, Game</b>		
41	Larry Johnson vs. Seattle	Oct. 29, 2006
39	Jamaal Charles at New Orleans	Sept. 23, 2012
38	Christian Okoye at Green Bay	Dec. 10, 1989
38	Larry Johnson vs. Jacksonville	Dec. 31, 2006
37	Christian Okoye vs. Seattle	Nov. 5, 1989
37	L. Johnson at Houston	Nov. 20, 2005
36	Abner Haynes at Denver	Oct. 30, 1960
36	Derrick Blaylock at New Orleans	Nov. 14, 2004
36	L. Johnson vs. New England	Nov. 27, 2005
36	L. Johnson vs. San Diego	Dec. 24, 2005

## YARDS

<b>Most Combined Yards, Career (All 7,500+)</b>		
12,356	Dante Hall	2000-06
10,963	Tony Gonzalez	1997-08
10,963	Jamaal Charles	2008-16
10,358	Travis Kelce	2013-22
8,447	Abner Haynes	1960-65
8,447	Priest Holmes	2001-07
8,343	Ed Podolak	1969-77
7,677	Carlos Carson	1980-89
<b>Most Combined Yards, Season</b>		
2,446	Dante Hall	2003
2,342	Jamaal Charles	2009
2,287	Priest Holmes	2002
2,236	Dante Hall	2004
2,283	Dante Hall	2005
<b>Most Combined Yards, Game</b>		
309	Stephone Paige vs. San Diego	Dec. 22, 1985
307	Priest Holmes at Seattle	Nov. 24, 2002
296	Dante Hall at Denver	Dec. 7, 2003
290	Noland Smith at San Diego	Oct. 15, 1967
288	Jamaal Charles at New Orleans	Sept. 23, 2012

## PUNTING

### PUNTS

<b>Most Seasons Leading League</b>		
*4	Jerrel Wilson	1965, '68, '72-73
1	Bob Grupp	1979
1	Jim Arnold	1984
*NFL RECORD		
<b>Most Punts, Career</b>		
1,124	Dustin Colquitt	2005-19
1,018	Jerrel Wilson	1963-77
421	Louie Aguiar	1994-98
284	Jim Arnold	1983-85
272	Bryan Barker	1990-93
<b>Most Punts, Season</b>		
101	Daniel Pope	1999
99	Lewis Colbert	1986
98	Jim Arnold	1984
96	Dustin Colquitt	2009
95	Dustin Colquitt	2007
<b>Most Punts, Game</b>		
11	Bob Grupp vs. Baltimore	Sept. 2, 1979
11	Jim Arnold at San Francisco	Nov. 17, 1985
11	Kelly Goodburn vs. Cleveland	Nov. 19, 1989
11	Louie Aguiar vs. San Diego	Nov. 13, 1994
11	Dustin Colquitt at Chicago	Dec. 4, 2011
10	Jerrel Wilson at N.Y. Jets	Sept. 18, 1965
10	Jerrel Wilson vs. Denver	Oct. 6, 1974
10	Kelly Goodburn at N.Y. Jets	Oct. 2, 1988
10	Todd Sauerbrun at San Diego	Nov. 26, 2000
10	Dustin Colquitt at N.Y. Jets	Dec. 30, 2007
10	Dustin Colquitt at Jacksonville	Sept. 8, 2013
<b>Longest Punt (All 70+)</b>		
81	Dustin Colquitt vs. San Diego	Dec. 2, 2007
77	Dustin Colquitt at Denver	Dec. 31, 2017
76	Dan Stryzinski vs. Oakland	Sept. 9, 2001
76	Tommy Townsend at Denver	Dec. 11, 2022
74	Bob Grupp vs. San Diego	Nov. 4, 1979
74	Tommy Townsend vs. Los Angeles Chargers	Sept. 15, 2022
73	Dustin Colquitt vs. Oakland	Sept. 14, 2008
72	Jerrel Wilson at San Diego	Sept. 29, 1963
72	Dustin Colquitt at Oakland	Dec. 23, 2006
72	Dustin Colquitt at St. Louis	Dec. 19, 2010
71	Dustin Colquitt at Oakland	Dec. 16, 2012

70	Jerrel Wilson at Denver	Oct. 11, 1964
70	Jerrel Wilson vs. Buffalo	Oct. 18, 1964
70	Jerrel Wilson vs. Houston	Nov. 28, 1968
70	Dustin Colquitt at Jacksonville	Nov. 8, 2009

## PUNTING DISTANCE

<b>Most Punting Yards, Career</b>		
50,393	Dustin Colquitt	2005-19
44,218	Jerrel Wilson	1963-77
17,930	Louie Aguiar	1994-98
11,934	Jim Arnold	1983-85
11,267	Bryan Barker	1990-93
<b>Most Punting Yards, Season</b>		
4,397	Jim Arnold	1984
4,361	Dustin Colquitt	2009
4,322	Dustin Colquitt	2007
4,218	Daniel Pope	1999
4,084	Dustin Colquitt	2011
<b>Highest Punting Average, Career (200 punts)</b>		
44.83	Dustin Colquitt (1,124-50,393)	2005-19
43.44	Jerrel Wilson (1,018-44,218)	1963-77
42.59	Louie Aguiar (421-17,930)	1994-98
42.02	Jim Arnold (284-11,934)	1983-85
<b>Highest Punting Average, Season (50 punts)</b>		
50.42	Tommy Townsend (53-2,672)	2022
46.83	Dustin Colquitt (83-3,887)	2012
46.03	Dustin Colquitt (87-4,005)	2013
45.89	Dustin Colquitt (89-4,084)	2011
45.70	Dustin Colquitt (65-2,971)	2015
<b>Highest Punting Average, Game (4 punts)</b>		
60.75	Tommy Townsend vs. New England (4-243)	Oct. 5, 2020
57.20	Dustin Colquitt vs. San Diego (5-286)	Oct. 31, 2011
56.83	Tommy Townsend vs. Green Bay (6-341)	Nov. 7, 2021
56.40	Jerrel Wilson vs. Boston (5-282)	Oct. 11, 1970
55.60	Louie Aguiar at Arizona (5-278)	Oct. 1, 1995
<b>Highest Net Punting Average, Career (200 Punts)</b>		
39.74	Dustin Colquitt	2005-19
35.48	Louie Aguiar	1994-98
35.42	Jerrel Wilson	1963-77
35.13	Bob Grupp	1979-81
34.82	Bryan Barker	1990-93
<b>Highest Net Punting Average, Season (50 Punts)</b>		
45.58	Tommy Townsend	2022
41.11	Dustin Colquitt	2017
40.84	Dustin Colquitt	2015
40.78	Dustin Colquitt	2009
40.78	Dustin Colquitt	2012
<b>Highest Net Punting Average, Game (4 Punts)</b>		
54.33	Tommy Townsend vs. Green Bay	Nov. 7, 2021
52.50	Dustin Colquitt vs. Denver	Sept. 15, 2015
52.20	Dustin Colquitt at L.A. Chargers	Sept. 9, 2018
52.00	Dustin Colquitt at Indianapolis	Oct. 10, 2010
51.86	Dustin Colquitt at Oakland	Dec. 16, 2012

## PUNTS BLOCKED

<b>Most Consecutive Punts, None Blocked</b>		
458	Dustin Colquitt	2013-19
377	Louie Aguiar	1994-98
256	Jerrel Wilson	1968-71
233	Jim Arnold	1983-85
<b>Punts Had Blocked, Career</b>		
12	Jerrel Wilson	1963-77
5	Dustin Colquitt	2005-19
2	Bob Grupp	1979-81
2	Jim Arnold	1983-85
2	Bryan Barker	1990-93
2	Daniel Pope	1999
<b>Punts Had Blocked, Season</b>		
2	Jerrel Wilson	1974
2	Jim Arnold	1985
2	Daniel Pope	1999
<b>Punts Had Blocked, Game</b>		
2	Jim Arnold vs. Denver	Oct. 27, 1985

## INSIDE THE 20

<b>Most Punts Inside the 20, Career</b>		
462	Dustin Colquitt	2005-19
117	Louie Aguiar	1994-98
62	Bryan Barker	1990-93
62	Tommy Townsend	2020-22
58	Jim Arnold	1983-85
<b>Most Punts Inside the 20, Season</b>		



# REGULAR INDIVIDUAL

45	Dustin Colquitt	2012
41	Dustin Colquitt	2009
38	Dustin Colquitt	2016
37	Dustin Colquitt	2015
35	Dustin Colquitt	2013

## PUNT RETURNS

### Most Punt Returns, Career

220	J.T. Smith	1979-84
188	Dante Hall	2000-06
181	Tamarick Vanover	1995-99
105	Javier Arenas	2010-12
86	Ed Podolak	1969-77
86	Tyreek Hill	2016-21

### Most Punt Returns, Season

58	J.T. Smith	1979
58	Dexter McCluster	2013
51	Tamarick Vanover	1995
51	Tamarick Vanover	1999
50	J.T. Smith	1981

### Most Punt Returns, Game

8	Ed Podolak vs. San Diego	Nov. 10, 1974
8	De'Anthony Thomas vs. Oakland	Dec. 14, 2014
7	J.T. Smith vs. Baltimore	Sept. 2, 1979
7	J.T. Smith vs. N.Y. Giants	Oct. 21, 1979
7	Tamarick Vanover vs. Detroit	Sept. 26, 1999
7	Tamarick Vanover at Denver	Dec. 5, 1999
7	Eddie Drummond at Oakland	Oct. 21, 2007
7	Dexter McCluster at Jacksonville	Sept. 8, 2013
7	Dexter McCluster at Washington	Dec. 8, 2013

### Most Seasons Leading League

2	J.T. Smith	1979-80
---	------------	---------

## PUNT RETURN YARDS

### Most Punt Return Yards, Career

2,322	J.T. Smith	1979-84
1,930	Tamarick Vanover	1995-99
1,882	Dante Hall	2000-06
1,029	Javier Arenas	2010-12
1,009	Tyreek Hill	2016-21
959	Dexter McCluster	2010-13

### Most Punt Return Yards, Season

686	Dexter McCluster	2013
640	Tamarick Vanover	1999
612	J.T. Smith	1979
592	Tyreek Hill	2016
581	J.T. Smith	1980

### Most Punt Return Yards, Game

177	Dexter McCluster at Washington	Dec. 8, 2013
156	De'Anthony Thomas vs. Oakland	Dec. 14, 2014
141	J.T. Smith vs. Oakland	Sept. 23, 1979
130	Tamarick Vanover vs. New Orleans	Dec. 21, 1997
128	Dante Hall vs. Arizona	Dec. 1, 2002

### Longest Punt Return (All TDs)

95	Tyreek Hill at San Diego	Jan. 1, 2017
94	Dexter McCluster vs. San Diego	Sept. 13, 2010
93	Dante Hall vs. Denver	Oct. 5, 2003
91	Tyreek Hill at L.A. Chargers	Sept. 9, 2018
90	Dante Hall vs. Arizona	Dec. 1, 2002
89	Dexter McCluster vs. N.Y. Giants	Sept. 29, 2013

### Most Seasons Leading League

1	Abner Haynes	1960
1	Noland Smith	1968
1	Ed Podolak	1970
1	J.T. Smith	1980
1	Dante Hall	2003
1	Tyreek Hill	2016

### Highest Punt Return Average, Career (50 returns)

12.14	Dexter McCluster (79-959)	2010-13
11.73	Tyreek Hill (86-1,009)	2016-21
11.11	Noland Smith (53-589)	1967-69
10.87	Abner Haynes (54-587)	1960-64
10.66	Tamarick Vanover (181-1,930)	1995-99
10.60	J.T. Smith (216-2,289)	1978-84

### Highest Punt Return Average, Season (12 returns)

16.28	Dante Hall (29-472)	2003
15.54	Dexter McCluster (13-202)	2010
15.36	Abner Haynes (14-215)	1960
15.18	Tyreek Hill (39-592)	2016
15.00	Noland Smith (18-270)	1968

### Highest Punt Return Average, Game (3 returns)

35.00	D. Hall vs. Denver (3-105)	Oct. 5, 2003
33.33	D. McCluster vs. San Diego (3-100)	Sept. 13, 2010
28.67	M. Garrett at Buffalo (3-86)	Sept. 11, 1966
28.67	N. Smith vs. N.Y. Jets (3-86)	Sept. 15, 1968
28.25	D. McCluster vs. N.Y. Giants (4-113)	Sept. 29, 2013

## PUNT RETURN TOUCHDOWNS

### Most Punt Return Touchdowns, Career

5	Dante Hall	2000-06
4	J.T. Smith	1979-84
4	Tamarick Vanover	1995-99
4	Tyreek Hill	2016-21

### Most Punt Return Touchdowns, Season

2	J.T. Smith	1979
2	J.T. Smith	1980
2	Dale Carter	1992
2	Tamarick Vanover	1999
2	Dante Hall	2002
2	Dante Hall	2003
2	Dexter McCluster	2013
2	Tyreek Hill	2016

### Most Punt Return Touchdowns, Game

1	29 times, Last; Mecole Hardman at Miami	Dec. 13, 2020
---	---	---------------

## KICKOFF RETURNS

### Most Kickoff Returns, Career

360	Dante Hall	2000-06
212	Tamarick Vanover	1995-99
84	Dave Grayson	1961-64
72	Knile Davis	2013-16
68	Noland Smith	1967-69

### Most Kickoff Returns, Season

68	Dante Hall	2004
65	Dante Hall	2005
57	Dante Hall	2002
57	Dante Hall	2003
53	Dante Hall	2006

### Most Kickoff Returns, Game

9	Noland Smith vs. Oakland	Nov. 23, 1967
9	Paul Palmer at Seattle	Sept. 20, 1987

## KICKOFF RETURN YARDS

### Most Kickoff Return Yards, Career

8,644	Dante Hall	2000-06
5,099	Tamarick Vanover	1995-99
2,231	Dave Grayson	1961-64
1,942	Knile Davis	2013-16
1,822	Noland Smith	1967-69
1,326	Abner Haynes	1960-64

### Most Kickoff Return Yards, Season

1,718	Dante Hall	2004
1,560	Dante Hall	2005
1,478	Dante Hall	2003
1,354	Dante Hall	2002
1,308	Tamarick Vanover	1997

### Most Kickoff Return Yards, Game (All 200+)

251	Jon Vaughn at Miami	Dec. 12, 1994
244	Noland Smith at San Diego	Oct. 15, 1967
234	Dante Hall vs. Philadelphia	Oct. 2, 2005
233	Dante Hall vs. San Diego	Nov. 28, 2004
221	Paul Palmer at Seattle	Sept. 20, 1987
206	Noland Smith vs. Oakland	Nov. 23, 1967

### Longest Kickoff Return (All TDs)

108	Knile Davis vs. Denver	Dec. 1, 2013
106	Noland Smith at Denver	Dec. 17, 1967
104	Mecole Hardman vs. L.A. Chargers	Dec. 29, 2019
102	Byron Pringle at Denver	Oct. 25, 2020
100	Dante Hall vs. Pittsburgh	Sept. 14, 2003
99	Dave Grayson at Denver	Sept. 7, 1963
99	Tamarick Vanover at Seattle	Sept. 3, 1995
99	Knile Davis vs. St. Louis	Oct. 26, 2014
97	Boyce Green at Pittsburgh	Dec. 21, 1986
97	Tamarick Vanover at Denver	Oct. 27, 1996
97	Dante Hall at Baltimore	Sept. 28, 2003
97	Dante Hall vs. Denver	Dec. 19, 2004
97	Jamaal Charles vs. Pittsburgh	Nov. 22, 2009

### Most Seasons Leading League

1	Dave Grayson	1961
---	--------------	------

### Highest Kickoff Return Average, Career (50 returns)

# REGULAR INDIVIDUAL

26.97	Knile Davis (72-1,942)	2013-16
26.79	Noland Smith (68-1,822)	1967-69
26.56	Dave Grayson (84-2,231)	1961-64
25.17	Abner Haynes (52-1,309)	1960-64
24.43	Jamaal Charles (51-1,246)	2008-16
24.05	Tamarick Vanover (212-5,099)	1995-99

## Highest Kickoff Return Average, Season (15 returns)

30.06	Quintin Demps (33-992)	2013
28.31	Dave Grayson (16-453)	1961
28.30	Larry Marshall (23-651)	1972
29.71	Dave Grayson (18-535)	1962

## Highest Kickoff Return Average, Game (3 returns)

48.67	Dante Hall vs. Pittsburgh (3-146)	Sept. 14, 2003
45.00	Tremon Smith at New England (4-180)	Oct. 14, 2018
44.67	Dante Hall vs. St. Louis (3-134)	Dec. 8, 2002
44.33	Paul Palmer vs. Seattle (3-133)	Dec. 27, 1987
40.67	Noland Smith at San Diego (6-244)	Oct. 15, 1967
40.33	L. Williams vs. Cincinnati (3-121)	Nov. 21, 1976
40.33	Dante Hall at Baltimore (3-121)	Sept. 28, 2003

## KICKOFF RETURN TOUCHDOWNS

### Most Kickoff Return Touchdowns, Career

6	Dante Hall	2000-06
4	Tamarick Vanover	1995-99
2	Paul Palmer	1987-88
2	Knile Davis	2013-16

### Most Kickoff Return Touchdowns, Season

2	Paul Palmer	1987
2	Tamarick Vanover	1995
2	Dante Hall	2003
2	Dante Hall	2004

### Most Kickoff Return Touchdowns, Game

1	25 times	
	Last: Byron Pringle vs. Denver	Oct. 25, 2020

## FUMBLES

### Most Opponents Fumbles Forced, Career

45	Derrick Thomas	1989-99
33	Tamba Hali	2006-17
29	Neil Smith	1988-96
23	Derrick Johnson	2005-17
14	Justin Houston	2011-18
13	Kevin Ross	1984-93, '97
13	Jared Allen	2004-07

### Most Opponents Fumbles Forced, Season

8	Derrick Thomas	1992
7	Jared Allen	2005
7	Dee Ford	2018
6	Derrick Thomas	1990
6	Derrick Thomas	1994
6	Tamba Hali	2006

### Most Fumbles Forced, Rookie, Season

6	Tamba Hali	2006
4	Kevin Ross	1984
4	Tim Cofield	1986

## INTERCEPTIONS

### Most Seasons, Leading League

2	Johnny Robinson	1966, '70
2	Emmitt Thomas	1969, '74

### Most Interceptions By, Career

58	Emmitt Thomas	1966-78
57	Johnny Robinson	1960-71
50	Deron Cherry	1981-91
39	Gary Barbaro	1976-82
38	Albert Lewis	1983-93

### Most Interceptions By, Season

12	Emmitt Thomas	1974
10	Johnny Robinson	1966
10	Bobby Hunt	1966
10	Johnny Robinson	1970
10	Gary Barbaro	1980
9	Emmitt Thomas	1969
9	Deron Cherry	1986

### Most Interceptions By, Rookie, Season

8	Marcus Peters	2015
8	Bobby Hunt	1962
7	Dale Carter	1992
6	Kevin Ross	1984

4	Bobby Ply	1962
4	Emmitt Thomas	1967
4	Lloyd Burruss	1981
4	Albert Lewis	1983
4	Eric Berry	2010

## Most Interceptions By, Game

*4	Bobby Ply vs. San Diego	Dec. 16, 1962
4	Bobby Hunt vs. Houston	Oct. 4, 1964
4	Deron Cherry vs. Seattle	Sept. 29, 1985
3	Bobby Ply vs. Denver	Dec. 9, 1962
3	Johnny Robinson at Baltimore	Sept. 28, 1970
3	Albert Lewis vs. Atlanta	Dec. 8, 1985
3	Lloyd Burruss vs. San Diego	Oct. 19, 1986
3	Albert Lewis vs. Atlanta	Sept. 1, 1991
3	Greg Wesley vs. Miami	Sept. 29, 2002
3	Greg Wesley vs. New England	Nov. 27, 2005

## \*NFL RECORD

### Most Consecutive Games, Passes Intercepted By

6	Eric Harris	1980
---	-------------	------

## INTERCEPTION RETURN YARDS

### Most Interception Return Yards, Career

938	Emmitt Thomas (58 INTs)	1966-78
771	Gary Barbaro (39 INTs)	1975-82
741	Johnny Robinson (57 INTs)	1960-71
688	Deron Cherry (50 INTs)	1981-91
674	Bobby Hunt (37 INTs)	1962-67

### Most Interception Return Yards, Season

280	Marcus Peters (8 INTs)	2015
274	Mark McMillian (8 INTs)	1997
228	Bobby Hunt (6 INTs)	1963
214	Emmitt Thomas (12 INTs)	1974
193	Lloyd Burruss (5 INTs)	1986
175	Derrick Johnson (3 INTs)	2009

### Most Interception Return Yards Gained, Game

121	Lloyd Burruss vs. San Diego (3 INTs)	Oct. 19, 1986
118	Brandon Flowers at N.Y. Jets (2 INTs)	Oct. 26, 2008
108	Bobby Ply vs. San Diego (4 INTs)	Dec. 16, 1962
105	Derrick Johnson vs. Denver (2 INTs)	Jan. 3, 2010
102	Gary Barbaro vs. Seattle (1 INT)	Dec. 11, 1977

### Longest Interception Return

102	Gary Barbaro vs. Seattle	Dec. 11, 1977
100	Tim Collier at Oakland	Dec. 18, 1977
100	Sean Smith at Buffalo	Nov. 3, 2013
99	Dave Grayson vs. N.Y. Titans	Dec. 17, 1961
99	Kevin Ross at San Diego	Sept. 6, 1992
99	Jaylen Watson vs. Los Angeles Chargers	Sept. 15, 2022

## INTERCEPTION RETURN TOUCHDOWNS

### Most Interception Return Touchdowns, Career

6	Bobby Bell	1963-74
5	Emmitt Thomas	1966-78
5	Jim Kearney	1967-75
5	Eric Berry	2010-17
4	Lloyd Burruss	1981-91
4	Derrick Johnson	2005-17
4	Daniel Sorensen	2014-21

### Most Interception Return Touchdowns, Season

*4	Jim Kearney	1972
3	Lloyd Burruss	1986
3	Mark McMillian	1997
2	Sherrill Headrick	1961
2	Emmitt Thomas	1974
2	Charles Mincy	1992
2	Jerome Woods	1993
2	Derrick Johnson	2009
2	Eric Berry	2013
2	Marcus Peters	2015
2	Eric Berry	2016

## \*NFL RECORD

### Most Interception Return Touchdowns, Game

*2	Jim Kearney at Denver	Oct. 1, 1972
2	Lloyd Burruss vs. San Diego	Oct. 19, 1986
2	Derrick Johnson at Denver	Jan. 3, 2010

## \*NFL RECORD

## SACKS

### Most Sacks, Career (All 50.0+)

# REGULAR INDIVIDUAL

126.5	Derrick Thomas	1989-99
89.5	Tamba Hali	2006-17
85.5	Neil Smith	1988-96
78.5	Justin Houston	2011-18
73.0	Art Still	1978-87
65.0	Chris Jones	2016-22
51.0	Mike Bell	1979-85, '87-91

## Most Sacks, Season

22.0	Justin Houston	2014
20.0	Derrick Thomas	1990
15.5	Jared Allen	2007
15.5	Chris Jones	2018
15.5	Chris Jones	2022
15.0	Neil Smith	1993

## Most Sacks, Consecutive Seasons

33.5	Derrick Thomas (20.0, 13.5)	1990-91
33.0	Justin Houston (11.0, 22.0)	2013-14
30.0	Derrick Thomas (10.0, 20.0)	1989-90
29.5	Neil Smith (14.5, 15.0)	1992-93
29.5	Justin Houston (22.0, 7.5)	2014-15
28.0	Derrick Thomas (13.5, 14.5)	1991-92
26.5	Neil Smith (15.0, 11.5)	1993-94
26.5	Tamba Hali (14.5, 12.0)	2010-11

## Most Sacks, Rookie, Season

10.0	Derrick Thomas	1989
9.0	Jared Allen	2004
8.0	Tamba Hali	2006
6.5	Art Still	1978
6.0	George Karlaftis	2022

## Most Sacks, Game

*7.0	Derrick Thomas vs. Seattle	Nov. 11, 1990
6.0	Derrick Thomas vs. Oakland	Sept. 6, 1998
4.5	Justin Houston at Philadelphia	Sept. 19, 2013
4.0	Wilbur Young at San Diego	Oct. 19, 1975
4.0	Art Still at Oakland	Oct. 5, 1980
4.0	Derrick Thomas vs. Buffalo	Oct. 7, 1991
4.0	Derrick Thomas vs. San Diego	Nov. 8, 1992
4.0	Neil Smith vs. L.A. Raiders	Oct. 3, 1993
4.0	Justin Houston vs. San Diego	Dec. 28, 2014

## \*NFL RECORD

## Most Sack Yards, Career

699.0	Derrick Thomas	1989-99
591.5	Tamba Hali	2006-17
506.5	Neil Smith	1988-96
457.0	Chris Jones	2016-22
452.0	Justin Houston	2011-18

## Most Sack Yards, Season

127.0	Neil Smith	1993
122.0	Chris Jones	2018
114.5	Neil Smith	1992
113.0	Derrick Thomas	1992
111.0	Jared Allen	2007

## Most Sack Yards, Game

36.0	Derrick Thomas vs. San Diego	Nov. 8, 1992
36.0	Derrick Thomas vs. Oakland	Sept. 6, 1998
35.0	Neil Smith vs. Los Angeles	Oct. 3, 1993
34.0	Vonnie Holliday vs. San Diego	Sept. 7, 2003
33.0	Darren Mickell vs. Denver	Dec. 17, 1995

# TACKLES

## Most Tackles, Career

1,262	Derrick Johnson	2005-17
999	Gary Spani	1978-86
992	Art Still	1978-87
927	Deron Cherry	1981-91
876	Donnie Edwards	1996-01, 2007-08
827	Kevin Ross	1984-93, '97

## Most Tackles, Season

180	Nick Bolton	2022
179	Derrick Johnson	2011
162	Mike Maslowski	2002
157	Gary Spani	1979
153	Gary Spani	1981

## Most Tackles, Rookie, Season

144	Gary Spani	1978
140	Dino Hackett	1986
126	Eric Berry	2010
120	Art Still	1978
112	Nick Bolton	2021
101	Greg Wesley	2000

## Most Tackles, Consecutive Seasons

326	Derrick Johnson (147, 179)	2010-11
306	Gary Spani (157, 149)	1979-80
304	Derrick Johnson (179, 125)	2011-12
302	Gary Spani (149, 153)	1980-81
301	Gary Spani (144, 157)	1978-79

# SPECIAL TEAM TACKLES

## Most Special Teams Tackles, Career

148	Gary Stills	1999-05
147	Greg Manusky	1994-99
97	Danan Hughes	1993-98
96	Tony Richardson	1995-05
94	Louis Cooper	1985-90

## Most Special Teams Tackles, Season

34	Gary Stills	2002
29	Gary Stills	2003
29	Rich Scanlon	2005
28	Ken Jolly	1984
27	Albert Lewis	1983
27	Todd McNair	1990
27	Bennie Thompson	1992
27	Greg Manusky	1999

## Most Special Teams Tackles, Consecutive Seasons

63	Gary Stills	2002-03
54	Gary Stills	2003-04
52	Gary Stills	2001-02
51	Greg Manusky	1996-97
50	Greg Manusky	1998-99
50	Gary Stills	2004-05

# BLOCKED KICKS

## Most Opponents Punts Blocked, Career

10	Albert Lewis	1983-93
3	Bernard Pollard	2006-08
2	Ed Beckman	1977-84
2	Gary Green	1977-83
2	Sherrill Headrick	1960-67
2	Bernard Pollard	2006
1	D.J. Alexander	2015

## Most Opponents Punts Blocked, Season

4	Albert Lewis	1990
3	Albert Lewis	1986
2	Sherrill Headrick	1963
2	Bernard Pollard	2006

## Most Opponents Punts Blocked, Game

2	Sherrill Headrick vs. Denver	Dec. 8, 1963
---	------------------------------	--------------

## Longest Return of Blocked Field Goal

78 (TD)	Lloyd Burruss at Pittsburgh	Dec. 21, 1986
65 (TD)	Kevin Ross at Cincinnati	Dec. 6, 1987

# REGULAR TEAM

## GAMES WON

### Most Consecutive Games Won

11	2015-16
10	2019-20, 2020
9	2003, 2013, 2017-18
8	2021
7	1968-69, 1969, 1995, 1997-98, 2016-17
6	1968, 1997
5	1961-62, 1966-67, 1971, 1984-85, 2014, 2016, 2018-19, 2022 (2)

### Most Consecutive Games Won, Single Season

10	2015, 2020
9	2003, 2013
8	2021
7	1969, 1995
6	1968, 1997, 2019
5	1968, 1971, 2014, 2016, 2017, 2018, 2022 (2)

### Most Consecutive Games Won, Start of Season

9	2003, 2013
5	2017, 2018
4	1996, 2018, 2019, 2020
3	1962, 1966, 1994, 1995, 2010

### Most Consecutive Games Won, End of Season

10	2015
6	1997, 2019
5	1968, 2022
4	2017, 2018
3	1960, 1963, 1966, 1967, 1971, 1972, 1984, 1986

### Most Consecutive Home Games Won

13	2002-03
11	1994-96, 1997-98
10	1968-69, 2015-16
9	1970-71, 2017-18

### Most Consecutive Road Games Won

11	2019-20
9	1966-67, 2016-17
6	1967-68
5	1968-69, 1971-72

## GAMES LOST

### Most Consecutive Games Lost

12	2007-08
9	1987, 2008-09
8	1975-76, 2012
7	1985, 2008

### Most Consecutive Games Lost, Start of Season

5	1977, 2009
4	1976, 1980
3	1975, 2004, 2008, 2011

### Most Consecutive Games Lost, End of Season

9	2007
6	1977
4	1975, 2008, 2012

### Most Consecutive Home Games Lost

10	2008-09
8	1974-75
7	1975-76, 2011-12
6	1977-78, 2007-08

### Most Consecutive Road Games Lost

9	2007-08
8	1978-79, 1985-86
6	1988, 2008-09, 2012

## SCORING

### POINTS

#### Most Points, Season (All 400+)

565	2018
496	2022
484	2003
483	2004
480	2021
473	2020
467	2002
451	2019
448	1966
430	2013

415	2017
408	1967
405	2015
403	2005

#### Highest Scoring Average, Season

35.3	2018 (565 in 16 games)
32.0	1966 (448 in 14 games)
30.3	2003 (484 in 16 games)
30.2	2004 (483 in 16 games)
29.6	2020 (473 in 16 games)

#### Most Points, Consecutive Seasons

1,016	2018-19 (565, 451)
980	2017-18 (415, 565)
976	2021-22 (480, 496)
967	2003-04 (484, 483)
953	2020-21 (473, 480)

#### Fewest Points, Season

176	1982 (9 games)
211	2012
212	2011
225	1977
226	2007

#### Lowest Scoring Average, Season

13.2	2012 (211 in 16 games)
13.3	2011 (212 in 16 games)
14.1	2007 (226 in 16 games)
14.9	1979 (238 in 16 games)
15.2	1978 (243 in 16 games)
15.9	1988 (254 in 16 games)

#### Largest Scoring Differential, Season

201	1968 (371 - 170)
182	1969 (359 - 177)
176	1966 (448 - 276)
156	1962 (369 - 233)
154	1967 (408 - 254)

#### Most 40-Point Games, Season

5	2003, 2018
4	1966, 2002, 2004
3	1961, 1962, 1963, 1964, 1967, 2021, 2022
2	1965, 1968, 1983, 2000, 2010, 2013, 2017, 2019, 2020

#### Most 30-Point Games, Season

12	2018
9	2020, 2021
8	1966, 2002, 2004, 2022
7	1999, 2003, 2019
6	1960, 1967, 2010
5	1962, 1965, 1968, 1983, 1994, 2005, 2006, 2015, 2016, 2017

#### Most Points Scored, Game

59	at Denver	Sept. 7, 1963
56	at Denver	Oct. 23, 1966
56	vs. Atlanta	Oct. 24, 2004
56	at Oakland	Dec. 15, 2013
54	vs. St. Louis	Oct. 22, 2000
52	4 times; Last vs. Denver	Oct. 29, 1967

#### Largest Margin of Victory, Game

52	Kansas City (59) at Denver (7)	Sept. 7, 1963
49	Kansas City (49) vs. Arizona (0)	Dec. 1, 2002
48	Kansas City (48) vs. N.Y. Jets (0)	Dec. 22, 1963
46	Kansas City (56) vs. Denver (10)	Oct. 16, 1966
46	Kansas City (56) vs. Atlanta (10)	Oct. 24, 2004

#### Most Points, Both Teams, Game

105	KC (51) at LAR (54)	Nov. 19, 2018
99	KC (48) at Seattle (51)	Nov. 27, 1983 (OT)
88	KC (49) vs. Denver (39)	Nov. 1, 1964
88	KC (54) vs. St. Louis (34)	Oct. 22, 2000

#### Fewest Points, Both Teams, Game

3	KC (0) at Tampa Bay (3)	Dec. 16, 1979
9	KC (3) vs. Cleveland (6)	Sept. 4, 1988
10	KC (7) at Denver (3)	Jan. 1, 2012
12	KC (6) vs. St. Louis (6)	Nov. 22, 1970
12	KC (3) at Miami (9)	Oct. 20, 1974

# REGULAR TEAM

## Most Points Shutout Victory, Game

49	vs. Arizona	Dec. 1, 2002
48	vs. N.Y. Jets	Dec. 22, 1963
41	vs. Miami	Oct. 8, 1967
41	vs. San Francisco	Oct. 1, 2006
34	vs. Boston	Dec. 11, 1960
34	vs. Houston	Nov. 26, 1989
34	vs. Cleveland	Sept. 30, 1990
34	vs. San Diego	Oct. 31, 1999

## Fewest Points, Shutout Victory, Game

14	vs. Baltimore	Sept. 2, 1979
16	vs. Denver	Dec. 6, 1970
17	vs. L.A. Chargers	Sept. 25, 1960

## Largest Fourth-Quarter Comebacks

	Opponent	Deficit	Final	Date
17	at Green Bay	14-31	40-34 (OT)	Oct. 12, 2003
17	vs. San Diego	10-27	33-27 (OT)	Sept. 11, 2016
14	at N.Y. Jets	3-17	17-17 (OT)	Oct. 2, 1988
14	vs. N.Y. Giants	3-17	20-17 (OT)	Sept. 10, 1995
14	at Oakland	20-34	37-34	Nov. 28, 1999
14	at Carolina	3-17	20-17	Nov. 13, 2016

## Largest Second-Half Comebacks

	Opponent	Deficit	Final	Date
21	vs. San Diego	3-24	33-27 (OT)	Sept. 11, 2016
18	at New Orleans	6-24	27-24	Sept. 23, 2012
17	at Buffalo	10-27	27-27	Sept. 22, 1963
17	at Oakland	0-17	28-17	Oct. 25, 1981
17	at Green Bay	14-31	40-34 (OT)	Oct. 12, 2003
16	at San Diego	0-16	24-23	Nov. 2, 1986
14	at N.Y. Jets	3-17	17-17 (OT)	Oct. 2, 1988
14	vs. San Diego	0-14	20-17 (OT)	Dec. 8, 1991
14	vs. N.Y. Giants	3-17	20-17 (OT)	Sept. 10, 1995
14	at Oakland	13-27	28-27	Sept. 8, 1997
14	at Oakland	20-34	37-34	Nov. 28, 1999
14	at Carolina	3-17	20-17	Nov. 13, 2016

## Most Consecutive Games Scoring

179	1963-76
164	2012-22
139	1994-2002
91	1987-93
84	2003-08

## Most Points, Two Consecutive Games

104	Oct. 23, 1966 - Oct. 30, 1966 (56, 48)
101	Dec. 8, 2013 - Dec. 15, 2013 (45, 56)

## Most First-Half Points, Game

42	vs. Denver	Oct. 29, 1967
38	at Miami	Sept. 28, 1968
38	at Washington	Dec. 8, 2013
35	vs. Arizona	Dec. 1, 2002
35	vs. St. Louis	Dec. 8, 2002
35	vs. Atlanta	Oct. 24, 2004
35	at Oakland	Dec. 15, 2013
35	vs. San Francisco	Sept. 23, 2018
35	vs. Las Vegas	Dec. 12, 2021

## Most First-Quarter Points, Season

158	1966
147	2018
130	2021
124	2013
113	2004
112	2003

## Most First-Quarter Points, Game

24	at Miami	Sept. 28, 1968
21	13 times, last at Pittsburgh	Sept. 16, 2018

## Most Second-Quarter Points, Season

177	2019
172	2022
153	2003
150	2018
149	1997, 2020

## Most Second-Quarter Points, Game

28	vs. Denver	Oct. 29, 1967
28	vs. Pittsburgh	Oct. 18, 1971
28	vs. Denver	Dec. 7, 1980
28	vs. San Diego	Dec. 22, 1985
28	at Washington	Sept. 30, 2001
28	at Oakland	Sept. 15, 2019
24	vs. Houston	Oct. 30, 1966
24	vs. Indianapolis	Oct. 31, 2004

## Most Second-Half Points, Game

35	at Denver	Oct. 23, 1966
35	at Denver	Dec. 1, 1972
35	at Tennessee	Dec. 13, 2004
34	at Denver	Jan. 3, 2010
31	at Denver	Sept. 7, 1963
31	at New England	Oct. 14, 2018
30	vs. Cleveland	Dec. 14, 1975

## Most Third-Quarter Points, Season

134	2018
110	2022
109	1963
107	2022
106	1964
105	1998
103	2019

## Most Third-Quarter Points, Game

22	vs. New York Jets	Nov. 5, 1967
22	vs. Buffalo	Oct. 18, 1969
22	vs. Oakland	Nov. 26, 1961
21	at Buffalo	Nov. 6, 1960
21	at Denver	Sept. 7, 1963
21	at Denver	Oct. 1, 1972
21	vs. Oakland	Oct. 3, 1977

## Most Fourth-Quarter Points, Season

168	2002
140	2004
136	2020
131	2003, 2018
129	1962, 2021
127	1960

## Most Fourth-Quarter Points, Game

23	at Buffalo	Nov. 2, 1969
23	at Cleveland	Sept. 8, 2002
22	at N.Y. Titans	Nov. 24, 1960
21	at New England	Sept. 7, 2017
20	at Green Bay	Oct. 12, 2003

## TOUCHDOWNS

### Most Touchdowns, Season

71	2018
63	2003
62	2004
61	2022
57	2002, 2020, 2021

### Most Touchdowns, Consecutive Seasons

125	2003-04 (63, 62)
121	2018-19 (71, 50)
120	2002-03 (57, 63)
118	2021-22 (57, 61)
114	2020-21 (57, 57)

### Fewest Touchdowns, Season

17	1982 (9 games)
18	2012
20	2011
23	1973
24	1988, 2007

### Most Touchdowns, Game

8	at Denver	Sept. 7, 1963
8	at Denver	Oct. 23, 1966
8	vs. Atlanta	Oct. 24, 2004
8	at Oakland	Dec. 15, 2013
7	12 times; Last at Tennessee	Dec. 13, 2004

### Most Touchdowns, Both Teams, Game

14	Kansas City (7) at Los Angeles Rams (7)	Nov. 19, 2018
13	Kansas City (7) at Seattle (6)	Nov. 27, 1983 (OT)
13	Kansas City (8) at Oakland (5)	Dec. 15, 2013
12	Kansas City (7) vs. Denver (5)	Nov. 1, 1964
12	Kansas City (7) vs. St. Louis (5)	Oct. 22, 2000
12	Kansas City (7) at Tennessee (5)	Dec. 13, 2004

### Most Consecutive Games Scoring Touchdowns

96	1963-70
64	1997-01
60	2017-21
52	1960-63
35	1994-96
33	1976-78

### Most Offensive Touchdowns, Season

# REGULAR TEAM

66	2018
59	2022
58	2004
56	2003
53	2002, 2020, 2021

## Fewest Offensive Touchdowns, Season

13	1982 (9 games)
17	2012
18	2011
21	1973, 1974
23	2007
24	1970, 1977, 1987, 1988
25	1979

## Most Return Touchdowns, Season

11	1992, 1999, 2013
8	2016
7	1995, 1997, 2003

## Most Defensive Touchdowns, Season

9	1999
8	1992
6	2013, 2015
5	1972, 1974, 1977
4	1960, 1967, 1981, 1986, 1995, 1997, 2016, 2018, 2021

## Fewest Defensive Touchdowns, Season

0	1962, 1976, 1978, 1988, 2006, 2012
1	1961, 1975, 1976, 1989, 1998, 2001, 2002, 2007

## Most Defensive Touchdowns, Game

3	vs. Denver	Dec. 27, 1992
2	15 times, last at Baltimore	Dec. 20, 2015

## Most Interception Return TDs, Season

6	1992
5	1972, 1974, 1999, 2013
4	1960, 1986, 1997, 2015, 2016

## Most Fumble Return TDs, Season

4	1999
3	1997, 1980, 1981, 2017
2	1989, 1991, 1992, 1993, 1995, 2013, 2019, 2021

## Most Special Teams Touchdowns, Season

5	1986, 1987, 2013
4	1995, 2003, 2016
3	1969, 1992, 2002, 2009

## Most Special Teams Touchdowns, Game

3	at Pittsburgh	Dec. 21, 1986
2	vs. Cleveland	Sept. 30, 1990
2	vs. St. Louis	Dec. 8, 2002
2	at Washington	Dec. 8, 2013

## POINT AFTER TOUCHDOWNS

### Most Points After Touchdown, Season

65	2018
58	2003, 2004
54	2002, 2020
52	2013
50	2021, 2022

### Fewest Points After Touchdown, Season

17	1982 (9 games), 2012
20	2011
21	1973, 2007
23	1988

### Most Points After Touchdown, Game

8	at Denver	Sept. 8, 1963
8	at Denver	Oct. 23, 1966
8	vs. Atlanta	Oct. 24, 2004
8	at Oakland	Dec. 15, 2013

### Most Two-Point Attempts, Season

6	2001
5	1997, 2022
4	1961, 1994, 2008, 2015
3	1964, 1965, 1966, 1967, 1995, 2002, 2003, 2007, 2020, 2021

### Most Two-Point Conversions, Season

3	1961, 1965, 1994, 2001, 2020, 2022
2	1966, 1967, 1997, 2015, 2016, 2021
1	12 times, Last; 2019

### Most Two-Point Attempts, Game

2	vs. Buffalo	Oct. 18, 1964
2	at Houston	Oct. 24, 1965
2	at St. Louis	Oct. 26, 1997
2	at Denver	Nov. 14, 2010
2	at Greeb Bay	Sept. 28, 2015
2	at Oakland	Nov. 20, 2015

### Most Two-Point Conversions, Game

2	at Houston	Oct. 24, 1965
---	------------	---------------

2	at St. Louis	Oct. 26, 1997
---	--------------	---------------

## FIELD GOALS

### Most Field Goals Attempted, Season

45	2017
44	1971
42	1970
40	1968

### Fewest Field Goals Attempted, Season

17	1964
18	1977
20	2003
22	1979, 2008

### Most Field Goals Attempted, Game

7	vs. Buffalo	Dec. 19, 1971
7	vs. Cincinnati	Oct. 4, 2015
6	8 times; Last at New Orleans	Sept. 23, 2012

### Most Field Goals Attempted, Both Teams, Game

10	Kansas City (7) vs. Buffalo (3)	Dec. 19, 1971
10	Kansas City (5) at San Diego (5)	Oct. 29, 1972
10	Kansas City (6) vs. Denver (4)	Dec. 16, 2001
10	Kansas City (5) vs. Denver (5)	Sept. 28, 2008

### Most Field Goals Made, Season

41	2017
34	1990, 2019
31	2016
30	1968, 1970, 2015
28	2012, 2021

### Fewest Field Goals Made, Season

7	1961
8	1963, 1964
12	1979

### Most Field Goals Made, Game

7	at Cincinnati	Oct. 4, 2015
6	at New Orleans	Sept. 23, 2012
5	at Buffalo	Nov. 2, 1969
5	vs. Buffalo	Dec. 7, 1969
5	vs. Buffalo	Dec. 19, 1971
5	vs. L.A. Raiders	Sept. 12, 1985
5	vs. Cincinnati	Nov. 13, 1988
5	at Chicago	Dec. 29, 1990
5	vs. Denver	Sept. 20, 1993
5	vs. Minnesota	Oct. 2, 2011
5	at Houston	Oct. 8, 2017
5	vs. Denver	Oct. 30, 2017
5	vs. Miami	Dec. 24, 2017
5	vs. Denver	Dec. 6, 2020

### Most Field Goals Made, Both Teams, Game

*9	Kansas City (4) at San Diego (5)	Sept. 29, 1996
8	Kansas City (5) vs. Buffalo (3)	Dec. 19, 1971
8	Kansas City (4) vs. Denver (4)	Sept. 28, 2008
7	Kansas City (5) vs. Buffalo (2)	Dec. 7, 1969
7	Kansas City (4) vs. Denver (3)	Dec. 16, 2001
7	Kansas City (3) at Indianapolis (4)	Oct. 10, 2010
7	Kansas City (6) at New Orleans (1)	Sept. 23, 2012
7	Kansas City (7) at Cincinnati (0)	Oct. 4, 2015
7	Kansas City (5) vs. Denver (2)	Oct. 30, 2017
7	Kansas City (5) vs. Miami (2)	Dec. 24, 2017

### \*NFL RECORD

### Most Consecutive Games Scoring Field Goals

19	2021-22
18	2001-02
16	2017-18, 2019-20
15	2005
14	1970

## SAFETIES

### Most Safeties, Season

3	1988, 1997
---	------------

### Most Safeties, Game

1	23 times; Last at San Francisco	Oct. 23, 2022
---	---------------------------------	---------------

## FIRST DOWNS

### Most First Downs, Season

419	2021
408	2022
398	2004
397	2020
387	2022

### Fewest First Downs, Season



# REGULAR TEAM

163	1982 (9 games)
183	1970
208	1973

## Most First Downs, Game (All 30+)

36	vs. Atlanta	Oct. 24, 2004
36	at Las Vegas	Nov. 22, 2020
34	at New Orleans	Dec. 20, 2020
33	vs. Indianapolis	Oct. 31, 2004
33	vs. Cincinnati	Oct. 21, 2018
33	vs. Los Angeles Chargers	Sept. 26, 2021
33	at Arizona	Sept. 11, 2022
33	at Houston	Dec. 18, 2022
32	at Houston	Oct. 24, 1965
32	at Seattle	Nov. 24, 2002
32	vs. Oakland	Dec. 25, 2004
31	at Oakland	Nov. 5, 2000
31	vs. San Francisco	Sept. 23, 2018
31	at Philadelphia	Oct. 3, 2021
30	vs. Cleveland	Nov. 9, 2003
30	at L.A. Raiders	Dec. 22, 1991
30	vs. Seattle	Oct. 29, 2006
30	at Denver	Nov. 14, 2010
30	vs. Baltimore	Dec. 9, 2018

## Fewest First Downs, Game

4	at Tampa Bay	Dec. 16, 1979
5	at San Diego	Dec. 12, 2010
7	at Boston	Oct. 23, 1964
7	at Oakland	Dec. 12, 1970
7	at Denver	Dec. 9, 2007
7	at Oakland	Dec. 16, 2012
8	12 times; Last at Denver	Dec. 30, 2012

## Most First Downs, Both Teams, Game

64	KC (32) at Seattle (32)	Nov. 24, 2002
62	KC (31) at Oakland (31)	Nov. 5, 2000
61	KC (36) at Las Vegas (25)	Nov. 22, 2020
61	KC (31) at Philadelphia (30)	Oct. 3, 2021
59	KC (26) at Seattle (33)	Nov. 27, 1983 (OT)
58	KC (24) at Denver (34)	Nov. 18, 1974

## Fewest First Downs, Both Teams, Games

15	Kansas City (7) vs. Denver (8)	Dec. 6, 1970
18	Kansas City (7) at Boston (11)	Oct. 23, 1964

## RUSHING FIRST DOWNS

### Most Rushing First Downs, Season

160	1978, 1981
140	2002
138	2004, 2005
130	1980
129	1969, 1997, 2010

### Fewest Rushing First Downs, Season

66	2007
71	1982 (9 games)
79	1985
83	1970, 1983, 1986
84	2000

### Most Rushing First Downs, Game

21	vs. Atlanta	Oct. 24, 2004
20	vs. Houston	Oct. 1, 1961
18	vs. Oakland	Oct. 20, 1968
18	vs. Seattle	Nov. 22, 1981
18	at Detroit	Nov. 28, 1996
16	8 times; Last vs. Buffalo	Oct. 7, 1991

### Fewest Rushing First Downs, Game

*0	at Cincinnati	Nov. 24, 1974
0	vs. Pittsburgh	Nov. 10, 1985
0	at L.A. Raiders	Dec. 6, 1992
0	at Denver	Oct. 27, 1996
0	at Arizona	Oct. 8, 2006
0	vs. Jacksonville	Oct. 7, 2007
0	at Oakland	Dec. 16, 2012
1	12 times; Last vs. Pittsburgh	Oct. 15, 2017

\*NFL RECORD

## PASSING FIRST DOWNS

### Most Passing First Downs, Season

272	2022
267	2021
255	2020
239	2018
228	2004

### Fewest Passing First Downs, Season

79	1982 (9 games)
----	----------------

86	1970
89	1968
91	1979
93	1973

## Most Passing First Downs, Game (All 20+)

26	vs. Oakland	Dec. 25, 2004
24	at Denver	Nov. 14, 2010
23	at Oakland	Nov. 5, 2000
23	at Las Vegas	Nov. 14, 2021
23	vs. Tennessee	Nov. 6, 2022
22	at Las Vegas	Nov. 22, 2020
22	at Arizona	Sept. 11, 2022
21	at Dallas	Nov. 20, 1983
21	at Denver	Oct. 17, 1994
21	at Denver	Dec. 7, 2003
21	at Houston	Oct. 8, 2017
21	at Los Angeles Rams	Nov. 19, 2018
21	at Washington	Oct. 17, 2021
20	vs. Indianapolis	Oct. 31, 2004
20	at Tennessee	Nov. 10, 2019
20	at Los Angeles Chargers	Dec. 16, 2021
20	vs. Los Angeles Rams	Nov. 27, 2022
20	at Houston	Dec. 18, 2022

## Fewest Passing First Downs, Game

1	vs. Oakland	Oct. 20, 1968
1	vs. Houston	Sept. 10, 1978
1	at Tampa Bay	Dec. 16, 1979
2	5 times; Last at Denver	Dec. 30, 2012

## FIRST DOWNS BY PENALTY

### Most Penalty First Downs, Season

46	2019
37	2018
34	2013
33	1996, 1998, 2021
32	2004, 2015, 2020

### Fewest Penalty First Downs, Season

4	1969
8	1965
9	1973
10	1999
11	1968, 1972

### Most Penalty First Downs, Game

9	vs. L.A. Raiders	Oct. 3, 1993
7	vs. L.A. Raiders	Sept. 17, 1989
7	vs. Seattle	Oct. 17, 1996
7	vs. San Francisco	Sept. 23, 2018
6	at Tennessee	Dec. 13, 2004
6	at Oakland	Nov. 7, 2010
5	12 times; Last vs. Buffalo	Oct. 11, 2021

### Fewest Penalty First Downs, Game

0	Many times; Last, at Denver	Dec. 11, 2022
---	-----------------------------	---------------

## NET YARDS PASSING AND RUSHING

### Most Net Yards, Season

7,032	2022
6,810	2018
6,746	2021
6,695	2004
6,653	2020

### Most Net Yards, Consecutive Seasons

13,778	2021-22 (6,746, 7,032)
13,399	2020-21 (6,653, 6,746)
12,887	2004-05 (6,695, 6,192)
12,877	2018-19 (6,810, 6,067)
12,817	2017-18 (6,007, 6,810)

### Fewest Net Yards, Season

2,498	1982 (9 games)
3,536	1973
3,577	1970
3,828	1974
3,936	1977

### Most Net Yards, Game (All 500+)

614	at Denver	Oct. 23, 1966
590	vs. Indianapolis	Oct. 31, 2004
566	vs. Detroit	Oct. 14, 1990
552	at Seattle	Nov. 24, 2002
551	vs. Buffalo	Sept. 30, 1962



# REGULAR TEAM

551	vs. Cincinnati	Oct. 21, 2018
546	at Washington	Sept. 30, 2001
546	at Los Angeles Rams	Nov. 19, 2018
543	at Tampa Bay	Nov. 29, 2020
542	at Houston	Oct. 24, 1965
540	vs. Atlanta	Oct. 24, 2004
537	at San Diego	Dec. 11, 1983
537	vs. Cincinnati	Jan. 1, 2006
537	at New England	Sept. 7, 2017
530	at Tennessee	Nov. 10, 2019
529	at San Francisco	Oct. 23, 2022
524	at Denver	Jan. 3, 2010
521	vs. Detroit	Dec. 14, 2003
520	vs. Denver	Nov. 1, 1964
517	at Baltimore	Sept. 28, 2020
516	at Las Vegas	Nov. 14, 2021
513	at Oakland	Nov. 5, 2000
512	vs. Seattle	Dec. 27, 1987
510	vs. Houston	Nov. 28, 1965
510	at New Orleans	Sept. 23, 2012
508	at Cincinnati	Sept. 28, 1969
507	vs. Indianapolis	Dec. 23, 2012
506	vs. San Diego	Oct. 14, 1984
504	at New Orleans	Sept. 8, 1985
504	at N.Y. Jets	Oct. 6, 2002
503	at Seattle	Nov. 28, 2010
503	vs. L.A. Chargers	Dec. 29, 2019
502	at Buffalo	Oct. 3, 1976
502	at Houston	Dec. 18, 2022
500	at Oakland	Dec. 5, 2004
<b>Fewest Net Yards, Game</b>		
62	vs. Oakland	Nov. 8, 1963
67	at San Diego	Dec. 12, 2010
80	at Tampa Bay	Dec. 16, 1979
104	at Buffalo	Oct. 29, 1973
106	at Oakland	Dec. 8, 1973
<b>Most Net Yards, Both Teams, Game</b>		
1,095	KC (590) vs. Indianapolis (505)	Oct. 31, 2004
1,086	KC (552) at Seattle (534)	Nov. 24, 2002
1,036	KC (524) at Denver (512)	Jan. 3, 2010
1,013	KC (537) at San Diego (476)	Dec. 11, 1983
1,001	KC (546) at L.A. Rams (455)	Nov. 19, 2018
986	KC (513) at Oakland (473)	Nov. 5, 2000
<b>Fewest Net Yards, Both Teams, Game</b>		
323	KC (178) at N.Y. Jets (145)	Nov. 7, 1971
335	KC (244) vs. Houston (91)	Oct. 12, 1969
338	KC (62) vs. Oakland (276)	Nov. 8, 1963
<b>Most Games, 400 or More Net Yards, Season</b>		
11	2018	
10	2020	
9	2004, 2022	
7	2005, 2010, 2017, 2021	
6	1994, 2000, 2002, 2019	
5	1969, 2001, 2003	
4	1960, 1961, 1962, 1976, 1983, 1997, 2016	
<b>Most Consecutive Games, 400 or More Net Yards</b>		
5	2004, 2020, 2022	
4	1976, 2005, 2018, 2019	
3	1974, 2000, 2010, 2018, 2021	
<b>Most Games, 300 or More Net Yards, Season</b>		
16	2022	
15	2004, 2018, 2021	
14	2005, 2019, 2020	
13	2002, 2017	
12	1989, 1995, 1999, 2003, 2010, 2013, 2015	
<b>Most Consecutive Games, 300 or More Net Yards</b>		
19	2021-22	
18	2017-18	
16	2004-05	
13	2001-02	
11	2005	
10	1966-67, 1989, 2003, 2019-2020	
<b>Most Plays, Season</b>		
1,134	2021	
1,098	1994	
1,094	2022	
1,089	2004	
1,074	1983	
<b>Fewest Plays, Season</b>		
573	1982 (9 games)	
712	2017	

775	1970	
831	1968	
833	1965	
836	1971	
<b>Most Plays, Game</b>		
92	at New Orleans	Sept. 23, 2012
92	at New Orleans	Dec. 20, 2020
91	at Cincinnati	Sept. 3, 1978
91	vs. Tennessee	Nov. 6, 2022
86	vs. N.Y. Giants	Nov. 3, 1974
86	vs. Seattle	Sept. 28, 1997
85	at Jacksonville	Nov. 9, 1997
84	vs. Denver	Oct. 24, 1976
84	at San Diego	Nov. 12, 1978
<b>Fewest Plays, Game</b>		
38	at Oakland	Dec. 12, 1970
38	at Tampa Bay	Dec. 16, 1979
41	at San Diego	Oct. 7, 1962
41	at San Diego	Dec. 12, 2010
42	at Oakland	Dec. 8, 1973
44	at Detroit	Nov. 25, 1971
44	at New England	Oct. 11, 1998
44	at Baltimore	Sept. 13, 2009

## RUSHING

### ATTEMPTS

#### Most Rushing Attempts, Season

663	1978	
610	1981	
569	1979	
559	1989	
556	2010	
552	1980	

#### Most Rushing Attempts, Consecutive Seasons

1,232	1978-79 (663, 569)	
1,162	1980-81 (552, 610)	
1,121	1979-80 (569, 552)	
1,089	1977-78 (456, 663)	
1,063	1989-90 (559, 504)	

#### Fewest Rushing Attempts, Season

269	1982 (9 games)	
375	2019	
379	2008	
383	2000, 2007	
387	1983, 2018	
400	1963	

#### Most Rushing Attempts, Game

69	at Cincinnati	Sept. 3, 1978
60	vs. Oakland	Oct. 20, 1968
57	vs. Seattle	Nov. 5, 1989

#### Fewest Rushing Attempts, Game

9	at Oakland	Nov. 5, 2000
10	vs. Jacksonville	Oct. 7, 2007
10	at Oakland	Dec. 16, 2012
11	at New England	Oct. 11, 1998
11	at New York Jets	Dec. 3, 2017
11	vs. Houston Texans	Oct. 13, 2019
12	at Oakland	Dec. 8, 1973
12	at Denver	Oct. 27, 1996
13	vs. Buffalo	Nov. 23, 2008

#### Most Rushing Attempts, Both Teams, Game

102	KC (52) at San Diego (50)	Nov. 12, 1978 (OT)
100	KC (41) vs. Denver (59)	Sept. 24, 1978

#### Fewest Rushing Attempts, Both Teams, Game

37	KC (21) vs. Houston (16)	Dec. 16, 1990
39	KC (25) at Las Vegas (14)	Nov. 14, 2021
40	KC (17) at Buffalo (23)	Dec. 12, 1965
40	KC (16) vs. Denver (24)	Jan. 1, 2023

#### Most Games, 40 or More Rushing Attempts, Season

9	1978	
8	1973, 1981	
7	1968	
6	1962, 1969, 1989	
5	1976, 1979, 1980, 1997, 2010	

#### Most Games, 30 or More Rushing Attempts, Season

14	1978	
13	1981	
12	1971, 1975, 1980	
11	1969, 1989, 1990, 2005, 2006	

# REGULAR TEAM

10	1968, 1972, 1973, 1974, 1979, 1995, 1999, 2010
<b>Most Consecutive Games, 40 or More Rushing Attempts</b>	
4	1968, 1978
3	1962, 1973, 1996
<b>Most Consecutive Games, 30 or More Rushing Attempts</b>	
15	1980-81
8	1975, 1977-78
7	1972, 1978, 1978-79
6	1970, 1980, 1989, 1999

## YARDS

<b>Most Rushing Yards, Season</b>	
2,986	1978
2,633	1981
2,627	2010
2,407	1962
2,395	2012
<b>Most Rushing Yards, Home, Season</b>	
1,488	1981
1,468	1962
1,463	2010
1,436	1978
1,390	1961
<b>Most Rushing Yards Per Game, Season</b>	
213.3	1978 (2,986 in 16 games)
171.9	1962 (2,407 in 14 games)
164.6	1981 (2,633 in 16 games)
164.2	2010 (2,627 in 16 games)
162.4	1966 (2,274 in 14 games)
<b>Most Rushing Yards Per Game, Home, Season</b>	
209.7	1962 (1,468 in 7 games)
198.6	1961 (1,390 in 7 games)
186.0	1981 (1,488 in 8 games)
182.9	2010 (1,463 in 8 games)
179.5	1978 (1,436 in 8 games)
<b>Most Rushing Yards, Consecutive Seasons</b>	
5,302	1978-79 (2,986, 2,316)
4,829	1977-78 (1,843, 2,986)
4,671	2004-05 (2,289, 2,382)
4,590	1961-62 (2,183, 2,407)
<b>Fewest Rushing Yards, Season</b>	
943	1982 (9 games)
1,248	2007
1,254	1983
1,351	2017
1,465	2000
1,468	1986
<b>Fewest Rushing Yards Per Game, Season</b>	
78.0	2007 (1,248 in 16 games)
78.4	1983 (1,254 in 16 games)
91.6	2000 (1,465 in 16 games)
91.8	1986 (1,468 in 16 games)
92.9	1985 (1,486 in 16 games)
<b>Most Rushing Yards, Game (All 300+)</b>	
398	vs. Houston Oct. 1, 1961
380	at Denver Oct. 23, 1966
352	vs. Indianapolis Dec. 23, 2012
320	vs. Buffalo Sept. 30, 1962
317	at Denver Jan. 3, 2010
313	vs. Cincinnati Oct. 26, 1969
310	vs. Detroit Oct. 14, 1990
302	at Houston Oct. 24, 1965
<b>Fewest Rushing Yards, Game</b>	
0	vs. Denver Dec. 19, 1965
10	vs. Jacksonville Oct. 7, 2007
10	at Oakland Dec. 16, 2012
14	at New England Oct. 11, 1998
16	at Denver Dec. 9, 2007
17	at Boston Nov. 18, 1960
17	at L.A. Raiders Dec. 6, 1992
<b>Most Games, 200 or More Rushing Yards</b>	
8	1978
6	2010
5	1962
4	1968, 1979, 1981, 2002
3	1961, 1967, 1991, 2001, 2004, 2012
2	1960, 1963, 1965, 1966, 1969, 1970, 1975, 1989, 1996, 1997, 2005, 2006
<b>Most Rushing Yards, Both Teams, Game</b>	
519	Kansas City (168) vs. Cleveland (351) Dec. 20, 2009
502	Texans (398) vs. Houston (104) Oct. 1, 1961
502	Texans (284) vs. Oakland (218) Nov. 26, 1961
479	Kansas City (251) vs. Detroit (228) Nov. 23, 1975

<b>Fewest Rushing Yards, Both Teams, Game</b>	
75	KC (20) at Houston (55) Sept. 29, 1974
105	KC (27) vs. Boston (78) Nov. 17, 1968
111	Dallas Texans (108) at SD (3) Nov. 19, 1961
111	KC (48) at San Diego (63) Oct. 13, 1985

<b>Most 10+ Yard Rushes, Season (Since 1990)</b>	
73	2002
72	2010
67	2005
64	2012
63	2001

<b>Most 10+ Yard Rushes, Game (Since 1990)</b>	
11	at Oakland (10 Holmes, 1 Cloud) Dec. 9, 2001
10	at Seattle (9 Holmes, 1 Morton) Nov. 24, 2002
10	vs. Buffalo (7 Charles, 3 Jones) Oct. 31, 2010
9	vs. Detroit (5 Word, 3 Okoye, 1 McNair) Oct. 14, 1990
9	vs. Denver (5 Richardson, 2 Grbac, 1 Alexander, 1 Moreau) Dec. 17, 2000
9	vs. Atlanta (6 Holmes, 3 Blaylock, 1 Hall) Oct. 24, 2004
9	vs. Indianapolis (6 Holmes, 2 Morton, 1 Johnson) Oct. 31, 2004
9	vs. Indianapolis (4 Charles, 4 Hillis, 1 McCluster) Dec. 23, 2012

<b>Highest Rushing Average, Season</b>	
5.18	1966
5.15	2002
5.03	1962
4.97	1961
4.91	2017

<b>Lowest Rushing Average, Season</b>	
3.24	1983
3.26	2007
3.39	1980
3.40	1986
3.43	1992

## RUSHING TOUCHDOWNS

<b>Most Rushing Touchdowns, Season</b>	
32	2003
31	2004
26	2002, 2005
24	1960
23	1961
<b>Most Rushing Touchdowns, Consecutive Seasons</b>	
*63	2003-04 (32, 31)
58	2002-03 (26, 32)
57	2004-05 (31, 26)
47	1960-61 (24, 23)
44	1961-62 (23, 21)

<b>*NFL RECORD</b>	
<b>Fewest Rushing Touchdowns, Season</b>	
3	1982 (9 games)
5	2011
6	1972, 2007
7	1987
8	1988, 2009
<b>Most Rushing Touchdowns, Game</b>	
*8	vs. Atlanta Oct. 24, 2004
5	at Denver Oct. 23, 1966
4	14 times; Last vs. Detroit Nov. 1, 2015
<b>*NFL RECORD</b>	
<b>Most Rushing Touchdowns, Both Teams, Game</b>	
8	Kansas City (8) vs. Atlanta (0) Oct. 24, 2004
7	Texans (4) vs. Boston (3) Sept. 8, 1962
7	Kansas City (4) at Denver (3) Oct. 10, 1965

## PASSING

### RATING

<b>Highest Passer Rating, Season</b>	
113.8	2018
107.3	2020
104.7	2022
104.4	2019
100.8	2017
<b>Lowest Passer Rating, Season</b>	
52.7	1961
52.9	1977
54.0	1979
55.2	1974
59.3	1978

### PASSING ATTEMPTS



# REGULAR TEAM

## Most Passes Attempted, Season

675	2021
651	2022
641	1983
630	2020
615	1994

## Most Passes Attempted, Consecutive Seasons

1,326	2021-22(675, 651)
1,305	2020-21 (630, 675)
1,234	1983-84 (641, 593)
1,206	2019-20 (576, 630)
1,159	2018-19 (583, 576)

## Fewest Passes Attempted, Season

264	1982 (9 games)
270	1968
289	1970
313	1973
322	1962

## Most Passes Attempted, Game

68	vs. Tennessee	Nov. 6, 2022
59	at Dallas	Nov. 20, 1983
55	at San Diego	Oct. 9, 1994
55	at Miami	Dec. 12, 1994
54	at Denver	Nov. 16, 1986
54	at Denver	Oct. 17, 1994
54	at San Diego	Sept. 29, 1996
54	vs. San Diego	Nov. 24, 1996
54	vs. Buffalo	Oct. 10, 2021

## Fewest Passes Attempted, Game

3	vs. Oakland	Oct. 20, 1968
6	at Oakland	Dec. 13, 1969
10	vs. Denver	Sept. 24, 1978

## Most Passes Attempted, Both Teams, Game

100	KC (46) vs. Tampa Bay (54)	Oct. 28, 1964
95	KC (54) at San Diego (41)	Sept. 29, 1996
95	KC (46) at L.A. Rams (49)	Nov. 19, 2018
95	KC (45) vs. Carolina (50)	Nov. 8, 2020
94	KC (52) at Denver (42)	Oct. 30, 1983
94	KC (46) at New England (48)	Dec. 4, 2000

## Fewest Passes Attempted, Both Teams, Game

26	KC (6) at Oakland (20)	Dec. 13, 1969
26	KC (13) at Tampa Bay (13)	Dec. 16, 1979
27	KC (14) vs. Houston (13)	Sept. 10, 1978

## COMPLETIONS

### Most Passes Completed, Season

448	2021
435	2022
420	2020
385	2018
378	2019

### Most Passes Completed, Consecutive Seasons

883	2021-22 (448, 435)
868	2020-21 (420, 448)
798	2019-20 (378, 420)
763	2018-19 (385, 378)
748	2017-18 (363, 385)

### Fewest Passes Completed, Season

145	1982 (9 games)
154	1970
156	1968

### Most Passes Completed, Game

43	vs. Tennessee	Nov. 6, 2022
39	at Oakland	Nov. 5, 2000
37	at San Diego	Oct. 9, 1994
37	at Tampa Bay	Nov. 29, 2020
36	at Tennessee	Nov. 10, 2019
36	at Las Vegas	Nov. 14, 2021
36	at Houston	Dec. 18, 2022
35	vs. N.Y. Jets	Nov. 1, 2020
34	at Denver	Oct. 17, 1994
34	at Denver	Dec. 7, 2003
34	vs. San Diego	Sept. 11, 2016
33	at Dallas	Nov. 20, 1983
33	at Miami	Dec. 12, 1994
33	at San Diego	Jan. 2, 2005
33	at Detroit	Dec. 23, 2007
33	at Denver	Nov. 14, 2010
33	at Los Angeles Rams	Nov. 19, 2018
33	vs. Buffalo	Oct. 10, 2021

### Fewest Passes Completed, Game

2	vs. Oakland	Oct. 20, 1968
---	-------------	---------------

2	at Oakland	Dec. 13, 1969
5	7 times: Last at Seattle	Dec. 17, 1978

## Most Passes Completed, Both Teams, Game (60+)

67	Kansas City (30) vs. Carolina (37)	Nov. 8, 2020
64	Kansas City (33) at L.A. Rams (31)	Nov. 19, 2018
64	Kansas City (37) at Tampa Bay (27)	Nov. 29, 2020
62	Kansas City (31) at San Diego (31)	Dec. 11, 1983
62	Kansas City (23) at Tampa Bay (39)	Oct. 2, 2022
61	Kansas City (35) at Las Vegas (25)	Nov. 14, 2021

## Fewest Passes Completed, Both Teams, Game

11	Kansas City (10) vs. San Diego (1)	Sept. 20, 1998
12	Kansas City (7) at Tampa Bay (5)	Dec. 16, 1979
13	Kansas City (2) at Oakland (11)	Dec. 13, 1969
13	Kansas City (8) vs. Boston (5)	Oct. 11, 1970

## Most 20+ Yard Completions, Season (Since 1990)

76	2018
73	2022
69	2020
60	2004
59	2000, 2019
58	2021

## Most 20+ Yard Completions, Game (Since 1990)

9	vs. St. Louis (6 Grbac, 2 Moon, 1 Morris)	Oct. 22, 2000
9	at Denver (9 Cassel)	Nov. 14, 2010
9	at L.A. Rams (9 Mahomes)	Nov. 19, 2018
8	at Oakland (8 Mahomes)	Sept. 15, 2019
8	at Miami (8 Mahomes)	Dec. 13, 2020
7	at L.A. Raiders (7 Krieg)	Dec. 6, 1992
7	at San Diego (7 Gannon)	Nov. 22, 1998
7	at Oakland (7 Grbac)	Nov. 5, 2000
7	at Arizona (7 Green)	Oct. 21, 2001
7	vs. Indianapolis (7 Green)	Oct. 31, 2004
7	at New York Jets (7 Smith)	Dec. 3, 2017
7	at Cleveland (7 Mahomes)	Nov. 4, 2018
7	at Tampa Bay (7 Mahomes)	Nov. 29, 2020
7	at Los Angeles Chargers (7 Mahomes)	Dec. 16, 2021
7	at San Francisco (7 Mahomes)	Oct. 23, 2022

## PASSING YARDS

### Most Net Passing Yards, Season

5,062	2022
4,955	2018
4,854	2020
4,791	2021
4,498	2019

### Most Net Passing Yards, Consecutive Seasons

9,853	2021-22 (4,791, 5,062)
9,645	2020-21 (4,854, 4,791)
9,453	2018-19 (4,955, 4,498)
9,352	2019-20 (4,498, 4,854)
9,059	2017-18 (4,104, 4,955)

### Fewest Passing Yards, Season

1,555	1982 (9 games)
1,660	1979
1,719	1970

### Most Gross Passing Yards, Game (All 400+)

504	at Oakland	Nov. 5, 2000
478	at L.A. Rams	Nov. 19, 2018
469	at Denver	Nov. 14, 2010
462	at Tampa Bay	Nov. 29, 2020
446	at Tennessee	Nov. 10, 2019
446	vs. N.Y. Jets	Nov. 1, 2020
446	vs. Tennessee	Nov. 6, 2022
443	at Oakland	Sept. 15, 2019
435	vs. Denver	Nov. 1, 1964
433	at Tennessee	Nov. 10, 2019
432	at Dallas	Nov. 20, 1983
423	at San Francisco	Oct. 23, 2022
422	at Las Vegas	Nov. 14, 2021
412	vs. Denver	Dec. 19, 1965
411	at San Diego	Dec. 11, 1983
410	at Los Angeles Chargers	Dec. 16, 2021
400	at Green Bay	Oct. 12, 2003

### Most Net Passing Yards, Game

474	at Oakland	Nov. 5, 2000
456	at Tampa Bay	Nov. 29, 2020
448	at L.A. Rams	Nov. 19, 2018
446	vs. N.Y. Jets	Nov. 1, 2020
433	at Denver	Nov. 14, 2010
433	at Oakland	Sept. 15, 2019
422	at Las Vegas	Nov. 14, 2021



# REGULAR TEAM

422	vs. Tennessee	Nov. 6, 2022
417	at San Francisco	Oct. 23, 2022
410	at Los Angeles Chargers	Dec. 16, 2021
406	at San Diego	Dec. 11, 1983
400	at Green Bay	Oct. 12, 2003

## Fewest Gross Passing Yards, Game

16	vs. Oakland	Oct. 20, 1968
39	vs. Houston	Nov. 15, 1981
42	at Seattle	Sept. 30, 1979
44	at Denver	Oct. 8, 1961
46	at Tampa Bay	Dec. 16, 1979

## Fewest Net Passing Yards, Game

-22	vs. Oakland	Nov. 8, 1963
15	at Seattle	Sept. 30, 1979
16	vs. Oakland	Oct. 20, 1968
18	at Denver	Oct. 4, 1970
19	at San Diego	Dec. 12, 2010

## Most Net Passing Yards, Both Teams, Game

859	Kansas City (387) vs. Indianapolis (472)	Oct. 31, 2004
827	Kansas City (448) at L.A. Rams (379)	Nov. 19, 2018
798	Kansas City (456) at Tampa Bay (342)	Nov. 29, 2020
782	Kansas City (406) at San Diego (376)	Dec. 11, 1983
764	Kansas City (322) at Pittsburgh (442)	Sept. 16, 2018
760	Kansas City (417) at San Francisco (343)	Oct. 23, 2022
748	Kansas City (331) at Oakland (417)	Oct. 19, 2017
732	Kansas City (433) at Denver (299)	Nov. 14, 2010
716	Kansas City (474) at Oakland (242)	Nov. 5, 2000

## Fewest Passing Yards, Both Teams, Game

67	Kansas City (22) at Tampa Bay (45)	Dec. 16, 1979
81	Kansas City (34) vs. Houston (47)	Sept. 10, 1978

## Most Individual 100-Yard Receiving Games, Season

14	2000, 2004
11	1964, 2018
10	2022
9	2017, 2020, 2021
8	1966, 1983
7	1987, 2003, 2006, 2007, 2016, 2019

## Most Consecutive Individual 100-Yard Receiving Games, Season

7	2000
6	2004, 2020
4	1964, 2016, 2018, 2021
3	1966, 1984, 1992, 1994, 2005, 2007, 2010, 2022 (2 times)
2	1961, 1962, 1963, 1965, 1968, 1969, 1980, 1982, 1983, 1985, 1987, 1988, 1989, 1998, 1999, 2001, 2006, 2007, 2008, 2011, 2017 (3 times), 2018, 2019

## Most Consecutive Seasons Leading League, Completion Percentage

*4	1966-69
----	---------

\*NFL RECORD

## COMPLETION PERCENTAGE

### Highest Completion Percentage, Season

66.85	(543-363)	2017
66.85	(546-365)	2016
66.82	(651-435)	2022
66.67	(630-420)	2020
66.37	(675-448)	2021

### Lowest Completion Percentage, Season

44.36	1961 (399-177)
48.05	1960 (435-209)
48.90	1965 (409-200)
49.33	1986 (521-257)
50.38	1965 (395-199)

## PASSING TOUCHDOWNS

### Most Passing Touchdowns, Season

50	2018
41	2022
40	2020
37	2021
32	1964

### Fewest Passing Touchdowns, Season

7	1978, 1979
8	2012
10	1973, 1982 (9 games)
11	1974, 1977
13	1981, 2011

### Most Passing Touchdowns, Game

6	vs. Denver	Nov. 1, 1964
6	at Pittsburgh	Sept. 16, 2018
6	at Los Angeles Rams	Nov. 19, 2018
5	11 times; Last at Arizona	Sept. 11, 2022

## Most Passing Touchdowns, Both Teams, Game

10	Kansas City (6) at L.A. Rams (4)	Nov. 19, 2018
9	Kansas City (4) at Denver (5)	Nov. 14, 2010
9	Kansas City (6) at Pittsburgh (3)	Sept. 16, 2018
8	Kansas City (6) vs. Denver (2)	Nov. 1, 1964
8	Kansas City (4) at San Diego (4)	Dec. 11, 1983
8	Kansas City (3) vs. IND (5)	Oct. 31, 2004

## SACKS

### Most Consecutive Games Without Allowing A Sack

3	1988, 2000
---	------------

### Most Times Sacked, Season

57	1980
55	2007
53	1975

### Fewest Times Sacked, Season

19	1994
21	1978, 1991, 1995, 2003
22	1990

### Most Times Sacked, Game

10	vs. Baltimore	Nov. 2, 1980
9	vs. San Diego	Dec. 2, 2007
8	at Pittsburgh	Dec. 5, 1982
8	vs. L.A. Raiders	Dec. 12, 1982

### Most Times Sacked, Both Teams, Game

13	Kansas City (2) vs. Cleveland (11)	Sept. 30, 1984
13	Kansas City (6) vs. Houston (7)	Sept. 21, 1986

## INTERCEPTIONS

### Most Passes Had Intercepted, Season

27	1961
26	1977
25	1974

### Fewest Passes Had Intercepted, Season

5	1990, 2019
6	2014
7	2015, 2020
8	1982 (9 games), 2010, 2016, 2017
9	2013
10	1993, 1994, 1997, 2005

### Most Passes Had Intercepted, Game

7	vs. Pittsburgh	Oct. 13, 1974
6	at Seattle	Nov. 4, 1984
6	vs. L.A. Raiders	Oct. 20, 1985

### Most Passes Had Intercepted, Both Teams, Game

9	Kansas City (3) vs. Miami (6)	Nov. 13, 1966
8	8 times; Last; Kansas City (2) at Oakland (6)	Oct. 23, 2011

## PUNTING

### Most Seasons Leading League (Average Distance)

*6	1968, 1971-73, 1979, 1984
----	---------------------------

\*NFL RECORD

### Most Consecutive Seasons Leading League

3	1971-73
---	---------

### Most Punts, Season

104	1999
99	1986
98	1984

### Fewest Punts, Season

38	1982 (9 games)
40	2021
45	2018
49	2019
52	2020

### Most Punts, Game

11	at N.Y. Jets	Sept. 18, 1965
11	vs. Baltimore	Sept. 2, 1979
11	at San Francisco	Nov. 17, 1985
11	at Cleveland	Nov. 19, 1989
11	vs. San Diego	Nov. 13, 1994
11	at Chicago	Dec. 4, 2011
10	vs. Denver	Oct. 6, 1974
10	at Oakland	Oct. 5, 1980
10	at N.Y. Jets	Oct. 2, 1988
10	at San Diego	Nov. 26, 2000
10	at N.Y. Jets	Dec. 30, 2007
10	at Jacksonville	Sept. 8, 2013

### Fewest Punts, Game

0	at L.A. Raiders	Dec. 22, 1991
0	vs. Carolina	Dec. 10, 2000
0	vs. Cincinnati	Oct. 21, 2018

# REGULAR TEAM

0 at Philadelphia Oct. 3, 2021

## PUNTING AVERAGE

### Highest Punting Average Distance, Season

50.42	2022 (53-2,672)
46.83	2012 (83-3,887)
46.70	2021 (40-1,768)
45.89	2011 (89-4,084)
45.53	1973 (80-3,642)

### Lowest Punting Average Distance, Season

36.06	1962 (54-1,947)
37.83	2002 (64-2,422)
38.53	1981 (70-2,697)

## PUNTS BLOCKED

### Most Punts Had Blocked, Season

2	1974, 1975, 1985, 1999
---	------------------------

### Most Punts Had Blocked, Game

2	vs. Denver	Oct. 27, 1985
---	------------	---------------

## PUNT RETURNS

### Most Seasons Leading League (Average Return)

6	1960, 1968, 1970, 1979-80, 2003
---	---------------------------------

### Most Punt Returns, Season (All 50+)

59	2013
58	1979, 1995, 1999
52	2010

### Fewest Punt Returns, Season

15	1982 (9 games)
19	2021
22	2018
24	2004
26	1961, 1963, 2008

### Most Punt Returns, Game

9	at Oakland	Nov. 15, 2009
8	vs. San Diego	Nov. 10, 1974
8	at St. Louis	Dec. 19, 2010
7	vs. Oakland	Sept. 23, 1979
7	vs. N.Y. Giants	Oct. 21, 1979
7	vs. Detroit	Sept. 26, 1999
7	at Denver	Dec. 5, 1999
7	at Oakland	Oct. 21, 2007
7	at Jacksonville	Sept. 8, 2013
7	at Washington	Dec. 8, 2013

### Most Punt Returns, Both Teams, Game

15	Kansas City (6) vs. Baltimore (9)	Sept. 2, 1979
----	-----------------------------------	---------------

## PUNT RETURN YARDS

### Most Punt Return Yards, Season (All 600+)

695	2013
640	1999
612	1979

### Fewest Punt Return Yards, Season

126	1972
129	1982 (9 games)
150	1971

### Most Punt Return Yards, Game

177	at Washington	Dec. 8, 2013
160	vs. San Diego	Sept. 13, 2010
141	vs. Oakland	Sept. 23, 1979
139	at Denver	Dec. 5, 1999
131	vs. Boston	Dec. 11, 1960

### Highest Punt Return Average, Season

16.42	2003 (33-542)
15.03	1960 (33-496)
14.80	2016 (40-592)
14.53	1980 (40-581)
14.52	1968 (31-450)

### Lowest Punt Return Average, Season

4.34	1972 (29-126)
4.69	1971 (32-150)
5.82	2020 (28-163)
6.29	2017 (35-220)
6.50	2008 (26-169)

## PUNT RETURN TOUCHDOWNS

### Most Punt Return Touchdowns, Season

2	1968, 1979, 1980, 1992, 1999, 2002, 2003, 2013, 2016
1	1960, 1965, 1966, 1987, 1995, 1997, 2006, 2010, 2017, 2018, 2020

### Most Punt Return Touchdowns, Game

1	30 times; Last at Miami	Dec. 13, 2020
---	-------------------------	---------------

### Most Punt Return Touchdowns, Both Teams, Game

*2	Kansas City (1) at Buffalo (1)	Sept. 11, 1966
----	--------------------------------	----------------

\*NFL RECORD

## KICKOFF RETURNS

### Most Kickoff Returns, Season

80	2008
77	2009
75	2004
70	1987, 2000
68	2005

### Fewest Kickoff Returns, Season

25	2020
30	2021
31	1973
34	1982 (9 games)
35	2015

### Most Kickoff Returns, Game

11	vs. Buffalo	Nov. 23, 2008
10	vs. Oakland	Nov. 2, 1967
10	vs. Seattle	Sept. 20, 1987
9	vs. Pittsburgh	Nov. 10, 1985

## KICKOFF RETURN YARDS

### Most Kickoff Return Yards, Season

1,820	2004
1,716	2008
1,666	2009
1,591	2005
1,577	2003

### Fewest Kickoff Return Yards, Season

646	2020
692	2022
702	2021
722	1992
723	1982 (9 games)

### Most Kickoff Return Yards, Game

251	at Miami	Dec. 12, 1994
245	at San Diego	Oct. 15, 1967
236	vs. Pittsburgh	Nov. 10, 1985

### Highest Kickoff Return Average, Season

*29.91	2013 (44-1,316)
27.64	1961 (53-1,465)
26.59	1969 (41-1,090)
25.84	2020 (25-646)
25.81	1962 (37-955)

\*NFL RECORD

### Lowest Kickoff Return Average, Season

16.52	1988 (56-925)
17.04	1990 (46-784)
17.20	1983 (54-929)

## KICKOFF RETURN TOUCHDOWNS

### Most Kickoff Return Touchdowns, Season

2	1987, 1995, 2003, 2004, 2013
1	1961, 1963, 1967, 1969, 1986, 1994, 1996, 1997, 2002, 2005, 2009, 2014, 2016, 2019, 2020

### Most Kickoff Return Touchdowns, Game

1	25 times; Last at Denver	Oct. 25, 2020
---	--------------------------	---------------

## FUMBLES

### Most Fumbles, Season

42	1980
----	------

### Fewest Fumbles, Season

7	2002
13	1982 (9 games), 2003
14	2017
15	2010
16	2015

### Most Fumbles, Game

*10	vs. Houston	Oct. 12, 1969
-----	-------------	---------------

\*NFL RECORD

### Most Fumbles, Both Teams, Game

*14	Kansas City (10) vs. Houston (4)	Oct. 12, 1969
-----	----------------------------------	---------------

\*NFL RECORD

### Most Fumbles Lost, Season

24	1981, 1987
21	1965, 1977

### Fewest Fumbles Lost, Season

# REGULAR TEAM

*2	2002
3	2017
4	1982 (9 games)
6	2003, 2010, 2018
8	1967, 1991, 2008, 2015

## \*NFL RECORD

### Most Fumbles Lost, Game

6	vs. Houston	Oct. 12, 1969
---	-------------	---------------

### Most Turnovers, Season

47	1977
46	1981
41	1965, 1987, 1989
40	1964

### Fewest Turnovers, Season

11	2017
12	1982 (9 games)
14	2010
15	2002, 2015, 2019
16	2020
17	2014, 2016

### Most Turnovers, Game

9	vs. Buffalo	Oct. 17, 1965
9	vs. Pittsburgh	Oct. 13, 1974
8	vs. San Diego	Sept. 20, 1981

### Most Turnovers, Both Teams, Game

16	Kansas City (7) vs. Houston (9)	Oct. 12, 1969
----	---------------------------------	---------------

## PENALTIES

### Fewest Penalties, Season

43	1982 (9 games)
52	1963
56	1964
61	1966

### Most Penalties, Season

*158	1998
137	2018
127	1994
126	1999
122	1993, 1996

## \*NFL RECORD

### Fewest Penalties, Game

*0	vs. Buffalo	Oct. 2, 1966
0	vs. Oakland	Dec. 8, 1974
0	vs. Oakland	Dec. 1, 2019
0	vs. Jacksonville	Nov. 13, 2022
1	26 times; Last at Denver	Oct. 25, 2020

## \*NFL RECORD

### Most Penalties, Game

17	at Seattle	Nov. 8, 1998
15	vs. San Diego	Sept. 20, 1998

15	at New England	Sept. 7, 2017
14	at Atlanta	Sept. 18, 1994
14	at Denver	Oct. 17, 1994

### Fewest Penalties, Both Teams, Game

1	Kansas City (0) vs. Buffalo (1)	Oct. 2, 1966
---	---------------------------------	--------------

### Most Penalties, Both Teams, Game

30	Kansas City (17) at Seattle (13)	Nov. 8, 1998
27	Kansas City (12) at Oakland (15)	Nov. 7, 2010
26	Kansas City (7) vs. San Diego (19)	Oct. 16, 1997
26	Kansas City (11) vs. Oakland (15)	Dec. 24, 2011
25	Kansas City (11) vs. Denver (14)	Sept. 20, 1993
24	Kansas City (13) at L.A. Raiders (11)	Oct. 9, 1983
24	Kansas City (12) vs. L.A. Raiders (12)	Sept. 16, 1984
24	Kansas City (10) vs. L.A. Raiders (14)	Dec. 13, 1987
24	Kansas City (14) at Atlanta (10)	Sept. 18, 1994
24	Kansas City (14) at Denver (10)	Oct. 17, 1994
24	Kansas City (15) vs. San Diego (9)	Sept. 20, 1998
24	Kansas City (10) at Oakland (14)	Oct. 23, 2011
24	Kansas City (9) at Denver (15)	Nov. 27, 2016
24	Kansas City (12) at Pittsburgh (12)	Sept. 16, 2018

## YARDS PENALIZED

### Fewest Yards Penalized, Season

371	1982 (9 games)
515	1974
577	2006
602	2001
604	1964

### Most Yards Penalized, Season

1,304	1998
1,152	2018

### Fewest Yards Penalized, Game

0	vs. Buffalo	Oct. 2, 1966
0	vs. Oakland	Dec. 8, 1974
0	vs. Oakland	Dec. 1, 2019
0	vs. Jacksonville	Nov. 13, 2022
1	vs. San Diego	Dec. 22, 2002
3	vs. Buffalo	Sept. 11, 2011
5	13 times; Last vs. Houston	Sept. 10, 2020

### Most Yards Penalized, Game

154	vs. Oakland	Nov. 1, 1970
152	at Seattle	Nov. 8, 1998
141	at San Diego	Oct. 25, 1987

### Fewest Yards Penalized, Both Teams, Game

10	Kansas City (10) vs. Boston (0)	Nov. 17, 1968
10	Kansas City (0) vs. Oakland (10)	Dec. 8, 1974
10	Kansas City (5) at Denver (5)	Dec. 7, 2008

### Most Yards Penalized, Both Teams, Game

259	KC (141) at San Diego (118)	Oct. 25, 1987
258	KC (126) vs. L.A. Raiders (132)	Sept. 16, 1984

# REGULAR TEAM DEFENSIVE

## SCORING

### POINTS

#### Fewest Points Allowed, Season

170	1968
177	1969
184	1982 (9 games)
192	1973
208	1971

#### Lowest Scoring Average, Season

12.1	1968 (170 in 14 games)
12.6	1969 (177 in 14 games)
13.7	1973 (192 in 14 games)
14.5	1997 (232 in 16 games)
14.9	1971 (208 in 14 games)

#### Most Points Allowed, Season

440	2008
435	2004
425	2012
424	2009

#### Highest Scoring Average, Season

27.5	2008 (440 in 16 games)
27.2	2004 (435 in 16 games)
26.9	1976 (376 in 14 games)
26.6	2012 (425 in 16 games)
26.5	2009 (424 in 16 games)

#### Most Points Allowed, Game

54	vs. Buffalo	Nov. 23, 2008
54	at L.A. Rams	Nov. 19, 2018
51	at Seattle	Nov. 27, 1983 (OT)
50	at Buffalo	Oct. 3, 1976
49	at Oakland	Nov. 5, 2000
49	at Denver	Nov. 14, 2010

#### Most First-Half Points Allowed, Game

35	at San Diego	Oct. 25, 1987
35	at Denver	Nov. 14, 2010
34	vs. Seattle	Dec. 11, 1977
31	Seven times, last at Pittsburgh	Oct. 15, 2006

#### Fewest First-Half Points Allowed, Season

74	1969
95	1982 (9 games)
97	1965
101	1973
103	1968

#### Most First-Quarter Points Allowed, Season

101	1998
95	1976, 2012
93	2009
92	1997
88	1987

#### Fewest First-Quarter Points Allowed, Season

29	1963, 1969
30	1973
32	1970
33	1965, 1966
37	1984

#### Most First-Quarter Points Allowed, Game

31	at Buffalo	Sept. 13, 1962
22	at Pittsburgh	Oct. 2, 2016
21	at Denver	Nov. 16, 1986
21	at Denver	Nov. 14, 2010
17	vs. Oakland	Nov. 23, 1967
17	at Denver	Oct. 27, 1996
17	vs. Pittsburgh	Sept. 14, 2003
17	at Denver	Sept. 26, 2005
17	vs. San Diego	Sept. 30, 2012

#### Most Second-Quarter Points Allowed, Season

152	2004
141	2008
135	1985, 2021
133	1999
132	2022

#### Fewest Second-Quarter Points Allowed, Season

45	1969
55	1979, 1982 (9 games)
57	1968, 1992
59	1995
64	1965

#### Most Second-Quarter Points Allowed, Game

28	vs. San Diego	Nov. 15, 1964
28	vs. Oakland	Oct. 16, 1966
28	at Baltimore	Dec. 21, 1980
28	at Seattle	Nov. 4, 1984
28	at Seattle	Sept. 11, 1988
24	at Oakland	Nov. 3, 1968

#### Most Third-Quarter Points Allowed, Season

106	2008, 2012
103	2001
100	2009
98	1975, 2018
95	2011

#### Fewest Third-Quarter Points Allowed, Season

22	1971
28	2020
29	1995
31	1982 (9 games)
34	1974
35	1973

#### Most Third-Quarter Points Allowed, Game

28	at Houston	Oct. 24, 1965
22	at Boston	Nov. 18, 1960
21	Nine times; Last at Baltimore	Sept. 13, 2009

#### Most Fourth-Quarter Points Allowed, Season

147	2020
139	1961
136	2018
130	1983, 2002
129	2004

#### Fewest Fourth-Quarter Points Allowed, Season

27	1968
44	1997
54	2013
56	1973
57	1960, 1962, 1981

#### Most Fourth-Quarter Points Allowed, Game

24	at New Orleans	Sept. 8, 1985
22	vs. Denver	Nov. 1, 1964
21	13 times; Last at Houston	Oct. 8, 2017

#### Most Second-Half Points Allowed, Game

38	at Houston	Oct. 24, 1965
37	at Seattle*	Nov. 27, 1983
35	vs. San Diego	Oct. 20, 1963
35	vs. Pittsburgh	Nov. 7, 1976
31	at Miami	Sept. 22, 1985
31	at Miami	Dec. 12, 1994
31	vs. San Diego	Nov. 24, 2013
31	at L.A. Rams	Nov. 19, 2018

\*Includes three in OT

#### Fewest Second-Half Points Allowed, Season

67	1968
89	1982 (9 games)
91	1973, 1997
96	1971
101	1972

## TOUCHDOWNS

#### Fewest Touchdowns Allowed, Season

18	1968
19	1969
21	1971

#### Most Touchdowns Allowed, Season

53	2004
51	1976, 2018
49	2008
48	2009
47	2012

#### Most Touchdowns Allowed, Game

7	at Los Angeles Rams	Nov. 19, 2018
7	at Buffalo	Oct. 3, 1976
7	at Oakland	Nov. 5, 2000
7	at Denver	Nov. 14, 2010
6	16 times; Last at Pittsburgh	Oct. 2, 2016

## NOTABLE GAMES

#### Most Shutouts, Season

3	1960
2	1967, 1969

#### Most Consecutive Shutouts

2	1960	Dec. 4-11, 1960
---	------	-----------------

#### Most Games Allowed 10 Points or Less, Season

# REGULAR TEAM DEFENSIVE

9	1968		
7	1969		
6	1973, 1979, 1990, 1995		
<b>Most Consecutive Games Allowed 10 Points or Less</b>			
5	1968		
3	1960, 1968, 1995, 1997, 2021		
<b>Largest Opponent Comeback Victories</b>			
Opponent	Deficit	Final	Date
21	vs. Tampa Bay	24-3	27-30 (OT) Nov. 2, 2008
18	vs. Philadelphia	24-6	31-37 Oct. 2, 2005
18	vs. San Diego	21-3	21-22 Dec. 14, 2008
17	at Houston	17-0	36-38 Oct. 24, 1965
17	vs. L.A. Raiders	17-0	17-24 Oct. 5, 1986
17	at Chicago	17-0	27-28 Nov. 13, 1977
17	at San Diego	34-17	37-38 Nov. 22, 1998
17	vs. Oakland	17-0	38-41 (OT) Jan. 2, 2000

## FIRST DOWNS

<b>Fewest First Downs Allowed, Season</b>	
170	1982 (9 games)
181	1969
200	1965
204	1964
<b>Most First Downs Allowed, Season</b>	
419	2018
367	2002
363	2021
353	2020
352	2017
<b>Fewest First Downs Allowed, Game</b>	
5	vs. Oakland Dec. 7, 1997
6	at Boston Sept. 21, 1969
6	vs. Boston Oct. 11, 1970
6	at Chicago Dec. 29, 1990
7	10 times; Last at Washington Oct. 18, 2009
<b>Most First Downs Allowed, Game</b>	
35	vs. San Diego Oct. 19, 1986
35	vs. Houston Oct. 13, 2019
34	at Denver Nov. 18, 1974
34	at Cleveland Oct. 30, 1977

## FIRST DOWNS RUSHING

<b>Fewest Rushing First Downs Allowed, Season</b>	
52	1968
53	1969
67	1965
<b>Most Rushing First Downs Allowed, Season</b>	
169	1977
162	1988
149	1975
<b>Fewest Rushing First Downs Allowed, Game</b>	
*0	vs. Houston Dec. 4, 1960
0	vs. Buffalo Dec. 3, 1967
0	at Denver Oct. 3, 1971
0	at Oakland Dec. 3, 1995
0	vs. Oakland Dec. 7, 1997
0	vs. St. Louis Dec. 8, 2002
0	vs. N.Y. Jets Sept. 11, 2005
1	20 times; Last vs. Dallas Nov. 21, 2021

### \*NFL RECORD

<b>Most Rushing First Downs Allowed, Game</b>	
21	vs. Pittsburgh Nov. 7, 1976
20	at Oakland Dec. 28, 2002
19	at Cleveland Oct. 30, 1977

## FIRST DOWNS PASSING

<b>Fewest Passing First Downs Allowed, Season</b>	
92	1982 (9 games)
95	1973
111	1969, 1970
<b>Most Passing First Downs Allowed, Season</b>	
247	2018
227	2002
209	2016, 2021
207	2022
204	2017
<b>Fewest Passing First Downs Allowed, Game</b>	
*0	at Houston Oct. 9, 1988
0	vs. San Diego Sept. 20, 1998
2	8 times; Last at Denver Jan. 1, 2012

### \*NFL RECORD

#### Most Passing First Downs Allowed, Game

25	at Denver	Nov. 18, 1974
25	at Denver	Nov. 14, 2010
25	at Pittsburgh	Sept. 16, 2018
23	at Oakland	Oct. 19, 2017
23	at L.A. Chargers	Sept. 9, 2018
23	at Tampa Bay	Oct. 2, 2022

## FIRST DOWNS BY PENALTY

#### Fewest Penalty First Downs Allowed, Season

9	1982 (9 games)
11	1964
13	1980

#### Most Penalty First Downs Allowed, Season

56	1998
43	2018
40	2004
39	2019
38	2020
36	1993, 2017

#### Most Penalty First Downs Allowed, Game

7	2 times; Last N.Y. Jets	Dec. 11, 2011
6	13 times; Last at Cincinnati	Jan. 2, 2022

## NET YARDS ALLOWED PASSING AND RUSHING

#### Fewest Yards Allowed, Season

2,733	1982 (9 games)
3,163	1969
3,575	1973
3,667	1970
3,749	1965

#### Most Yards Allowed, Season

6,488	2018
6,291	2008
6,272	2021
6,248	2002
6,211	2009

#### Fewest Yards Allowed, Game

89	vs. Seattle	Dec. 24, 1995
91	vs. Houston	Oct. 12, 1969
93	vs. Oakland	Dec. 7, 1997
100	at Boston	Sept. 21, 1969
105	vs. Boston	Dec. 14, 1963
105	vs. Boston	Oct. 11, 1970

#### Most Yards Allowed, Game

563	vs. Houston	Dec. 16, 1990
542	at N.Y. Jets	Oct. 2, 1988 (OT)
542	at Tennessee	Dec. 13, 2004
541	at L.A. Chargers	Sept. 9, 2018
539	at Oakland	Nov. 3, 1968
539	vs. Oakland	Oct. 3, 1977

## PLAYS

#### Fewest Plays Allowed, Season

556	1982 (9 games)
808	1969
813	1971

#### Most Plays Allowed, Season

1,159	1984
1,126	1985
1,109	2018
1,102	1981

#### Fewest Plays Allowed, Game

39	vs. Houston	Oct. 22, 1967
39	vs. Oakland	Dec. 7, 1997
40	vs. Cincinnati	Oct. 13, 1968
40	at Boston	Sept. 21, 1969

#### Most Plays Allowed, Game

97	at N.Y. Jets	Oct. 2, 1988 (OT)
95	vs. San Diego	Oct. 19, 1986
91	vs. Chicago	Nov. 8, 1981

## RUSHING

## RUSHING ATTEMPTS

#### Fewest Rushing Attempts Allowed, Season



# REGULAR TEAM DEFENSIVE

279	1982 (9 games)
316	1969
343	1967

## Most Rushing Attempts Allowed, Season

634	1977
609	1988
601	1978

## Fewest Rushing Attempts Allowed, Game

6	at Tampa Bay	Oct. 2, 2022
9	at Oakland	Dec. 5, 2004
11	at New Orleans	Sept. 4, 1994
11	at Oakland	Dec. 3, 1995
11	vs. Oakland	Dec. 10, 2017
12	at N.Y. Jets	Nov. 27, 1966
12	at Seattle	Nov. 28, 2010
12	vs. Las Vegas	Dec. 12, 2021

## Most Rushing Attempts Allowed, Game

65	at Buffalo	Oct. 29, 1973
62	at Tampa Bay	Dec. 16, 1979
61	at Oakland	Dec. 8, 1973
61	vs. Chicago	Nov. 8, 1981

## RUSHING YARDS

### Fewest Rushing Yards Allowed, Season

980	1960
1,066	1982 (9 games)
1,091	1969

### Fewest Rushing Yards Per Game Allowed, Season

70.0	1960 (980 in 14 games)
77.9	1969 (1,091 in 14 games)
82.9	1995 (1,327 in 16 games)

### Most Rushing Yards Allowed, Season

2,971	1977
2,861	1976
2,712	1975

### Most Rushing Yards Per Game Allowed, Season

211.8	1977 (2,971 in 14 games)
204.4	1976 (2,861 in 14 games)
193.7	1975 (2,712 in 14 games)

### Fewest Rushing Yards Allowed, Game

3	at San Diego	Nov. 19, 1961
3	at Tampa Bay	Oct. 2, 2022
8	at Oakland	Dec. 3, 1995
12	Tampa Bay	Sept. 13, 1981
14	at Tampa Bay	Oct. 31, 1976

### Most Rushing Yards Allowed, Game

351	vs. Cleveland	Dec. 20, 2009
332	vs. Tennessee	Oct. 19, 2008
330	vs. Pittsburgh	Nov. 7, 1976
322	at Cleveland	Oct. 30, 1977
300	vs. Oakland	Sept. 14, 2008

### Fewest Individual 100-Yard Games Allowed, Season

0	1960, 1969, 1971, 1981, 1995
---	------------------------------

### Most Individual 100-Yard Games Allowed, Season

9	2003
8	1976, 1977, 2007

## RUSHING TOUCHDOWNS

### Fewest Rushing Touchdowns Allowed, Season

4	1968
5	2016
6	1969, 1971
7	1982 (9 games), 1995, 2013, 2015

### Most Rushing Touchdowns Allowed, Season

25	2008
24	1975, 1976
23	1977, 1988

### Most Rushing Touchdowns Allowed, Game

5	vs. Pittsburgh	Nov. 7, 1976
5	at Denver	Dec. 7, 2003
4	8 times; Last vs Cleveland	Sept. 12, 2021

## PASSING

### ATTEMPTS

#### Fewest Pass Attempts Allowed, Season

262	1982 (9 games)
324	1973

325	1975
333	1977

#### Most Pass Attempts Allowed, Season

632	2018
619	2022
616	2002
610	2021
607	2015

#### Fewest Pass Attempts Allowed, Game

8	vs. Denver	Nov. 13, 2011
9	at N.Y. Jets	Nov. 7, 1971
9	vs. Oakland	Dec. 8, 1974
10	vs. L.A. Raiders	Sept. 16, 1973
10	at San Diego	Dec. 18, 1988

#### Most Pass Attempts Allowed, Game

65	vs. San Diego	Oct. 19, 1986
61	vs. Seattle	Sept. 29, 1985
61	vs. Jacksonville	Oct. 7, 2018
60	at Oakland	Oct. 5, 1980
60	at Pittsburgh	Sept. 16, 2018

## COMPLETIONS

### Fewest Pass Completions Allowed, Season

155	1982 (9 games)
157	1973
175	1977
186	1972, 1975
195	1970

### Most Pass Completions Allowed, Season

408	2022
406	2018
403	2002
401	2021
352	2019

### Fewest Pass Completions Allowed, Game

1	vs. San Diego	Sept. 20, 1998
2	vs. Denver	Nov. 13, 2011
3	vs. Houston	Oct. 22, 1967
3	at N.Y. Jets	Nov. 7, 1971
3	vs. Oakland	Dec. 8, 1974
4	at San Diego	Nov. 2, 1986
4	at Houston	Oct. 9, 1988

### Most Pass Completions Allowed, Game

39	at New England	Sept. 22, 2002
39	at Pittsburgh	Sept. 16, 2018
39	at Tampa Bay	Oct. 2, 2022
37	vs. San Diego	Dec. 22, 1985
37	vs. San Diego	Oct. 19, 1986
37	vs. New Orleans	Oct. 23, 2016
35	vs. Oakland	Oct. 27, 2002

## PASSING YARDS

### Fewest Net Passing Yards Allowed, Season

1,619	1973
1,667	1982 (9 games)
1,942	1973
2,010	1970

### Most Net Passing Yards Allowed, Season

4,374	2018
4,273	2021
4,203	2004
4,181	2002
3,962	2013

### Fewest Net Passing Yards Allowed, Game

-19	vs. San Diego	Sept. 20, 1998
9	vs. N.Y. Jets	Nov. 7, 1971
12	vs. Oakland	Dec. 8, 1974

### Most Net Passing Yards Allowed, Game

505	vs. Houston	Dec. 16, 1990
472	vs. Indianapolis	Oct. 31, 2004
469	at Oakland	Nov. 3, 1968

### Fewest Individual 300-Yard Games Allowed, Season

0	1962, 1970, 1971, 1972, 1973, 1974, 1977, 1978, 1988, 2000
---	--

### Most Individual 300-Yard Games Allowed, Season

8	2002
---	------

## PASSING TOUCHDOWNS

### Fewest Passing Touchdowns Allowed, Season

10	1969
11	1971, 1973

# REGULAR TEAM DEFENSIVE

12	1982 (9 games), 1988
<b>Most Passing Touchdowns Allowed, Season</b>	
33	2022
32	2004
30	2018
29	2012, 2020
27	2002, 2021
<b>Most Passing Touchdowns Allowed, Game</b>	
5	at Houston Oct. 24, 1965
5	vs. Indianapolis Oct. 31, 2004
5	at Denver Nov. 14, 2010
5	vs. Denver Dec. 1, 2013
5	at Green Bay Sept. 28, 2015
5	at Pittsburgh Oct. 2, 2016
5	at Houston Oct. 8, 2017
4	20 times; Last at Denver Dec. 11, 2022

## SACKS

<b>Most Seasons Leading League</b>	
4	1960, 1965, 1969, 1990
<b>Most Sacks, Season</b>	
60.0	1990
55.0	2022
54.0	1997
52.0	2018
51.0	2000
<b>Fewest Sacks, Season</b>	
*10.0	2008
15.0	1982 (9 games)
22.0	1976, 2009
23.0	1988
*NFL RECORD	
<b>Most Sacks, Game</b>	
11.0	vs. Cleveland Sept. 30, 1984
10.0	vs. Oakland Sept. 6, 1998
9.0	at Buffalo Nov. 2, 1969
9.0	vs. Seattle Nov. 11, 1990
9.0	vs. Oakland Oct. 13, 2013
9.0	at Denver Oct. 17, 2019
<b>Most Opponents Yards Lost Attempting to Pass, Season</b>	
439	1968
<b>Fewest Opponents Yards Lost Attempting to Pass, Season</b>	
62	2008
120	1982 (9 games)
137	2009

## INTERCEPTIONS BY

<b>Most Consecutive Seasons Leading League</b>	
5	1966-70
<b>Most Passes Intercepted By, Season</b>	
37	1968
33	1966
32	1960, 1962, 1969
<b>Fewest Passes Intercepted By, Season</b>	
7	2012
11	1987, 2022
12	1982 (9 games), 1994
<b>Most Passes Intercepted By, Game</b>	
7	at San Diego Dec. 8, 1968
6	8 times; Last vs. New York Jets Sept. 25, 2016
<b>Most Consecutive Games, One or More Interceptions By</b>	
23	1967-69
18	1966-67
16	1982-83

## INTERCEPTION RETURNS

<b>Most Yards Returning Interceptions, Season</b>	
596	1969
578	1967
567	1986
<b>Fewest Yards Returning Interceptions, Season</b>	
119	2012
124	2006
140	1987
141	2019
<b>Most Yards Returning Interceptions, Game</b>	
188	vs. N.Y. Titans Dec. 17, 1961
162	at Oakland Dec. 6, 2015

142	vs. L.A. Raiders	Oct. 28, 1991
136	vs. Seattle	Dec. 11, 1977
<b>Most Touchdowns Returning Interceptions, Season</b>		
6	1992	
5	1972, 1974, 1999, 2013	
4	1960, 1967, 1986, 1997, 2015, 2016	
<b>Most Touchdowns Returning Interceptions, Game</b>		
2	vs. N.Y. Titans	Dec. 17, 1961
2	at Denver	Oct. 1, 1972
2	at Denver	Dec. 19, 1982
2	vs. San Diego	Oct. 19, 1986
2	vs. Denver	Dec. 27, 1992
2	at Baltimore	Oct. 21, 1999
2	at Denver	Jan. 3, 2010
2	at Oakland	Oct. 23, 2011
<b>Most Touchdowns Returning Interceptions, Both Teams, Game</b>		
*4	Kansas City (0) at Seattle (4)	Nov. 4, 1984
3	Kansas City (2) vs. San Diego (1)	Oct. 19, 1986
*NFL RECORD		

## OPPONENTS INTERCEPTIONS

<b>Most Yards, Interception Returns Opponents, Season</b>	
688	1984
<b>Most Yards Interception Returns, Opponent, Game</b>	
*325	at Seattle Nov. 4, 1984
*NFL RECORD	
<b>Most Touchdowns Returning Interceptions Opponents, Season</b>	
7	1984
<b>Most Touchdowns Returning Interceptions Opponent, Game</b>	
*4	at Seattle Nov. 4, 1984
*NFL RECORD	

## PUNTING

<b>Most Opponents Punts, Season</b>	
102	1995
98	1999
94	1969
<b>Fewest Opponents Punts, Season</b>	
38	1982 (9 games)
50	2008
52	2018, 2021
55	1962
<b>Lowest Opponents Average Distance, Season</b>	
37.0	1986, 1990
38.6	1982 (9 games)
38.9	1981
<b>Highest Opponents Average Distance, Season</b>	
48.1	2021
47.6	2011
47.6	2022
46.8	2012
46.6	2013
<b>Most Opponents Punts Blocked, Season</b>	
6	1990
4	1986
3	1963, 1982
2	1966, 1979, 1980, 1989, 1997, 2001, 2002, 2006
<b>Most Opponents Punts Blocked, Game</b>	
3	vs. Denver Dec. 8, 1963
2	at Seattle Sept. 30, 1979
2	vs. Cleveland Sept. 30, 1990

## PUNT RETURNS

<b>Fewest Opponents Punt Returns, Season</b>	
15	2020
17	2018, 2021
19	2019
20	1961
22	1982, 2022

# REGULAR TEAM DEFENSIVE

## Most Opponents Punt Returns, Season

60	1984
55	1974, 1976
54	1983

## Most Opponents Punt Returns, Game

9	at Cincinnati	Nov. 24, 1974
---	---------------	---------------

## Fewest Punt Return Yards Allowed, Season

84	2021
89	2019
97	2018
119	2020
157	1960, 2016

## Most Punt Return Yards Allowed, Season

702	1977
634	1974
572	1986

## Most Punt Return Yards Allowed, Game

170	at San Diego	Sept. 26, 1965
-----	--------------	----------------

## Lowest Punt Return Average Allowed, Season

4.68	2019 (19-89)
4.94	2021 (17-84)
5.23	2016 (30-157)
5.71	2018 (17-97)
5.81	1960 (27-157)

## Highest Punt Returns Average Allowed, Season

15.36	1982 (22-338) (9 games)
14.93	1965 (29-433)
14.04	1977 (50-702)

## Most Punt Returns Touchdowns Allowed, Season

2	1982, 1990, 2004, 2012
---	------------------------

## KICKOFF RETURNS

### Fewest Opponents Kickoff Returns, Season

25	2011, 2017
27	2012
33	2022
34	2021
35	2016

### Most Opponents Kickoff Returns, Season

88	2002
87	2003
85	2004
84	1966

### Fewest Kickoff Return Yards Allowed, Season

486	2017
549	2020
605	2011
658	2021
690	2012

### Most Kickoff Return Yards Allowed, Season

2,053	2005
2,045	1966
2,043	2003
1,908	2004
1,880	2002

### Most Kickoff Return Yards Allowed, Game

289	at Denver	Sept. 7, 1963
278	vs. Cleveland	Dec. 20, 2009

### Lowest Kickoff Return Average Allowed, Season

17.17	1990 (81-1,391)
18.00	1986 (71-1,278)
18.57	2017 (23-427)
18.80	1992 (64-1,203)

### Highest Kickoff Return Average Allowed, Season

25.78	1973 (40-1,031)
25.56	2012 (27-690)
25.37	1974 (54-1,370)

### Most Kickoff Return Touchdowns Allowed, Season

2	1988
2	1989
2	2009

## BLOCKED FIELD GOALS

### Most Blocked Field Goals, Season

6	1960
5	1966
4	1962, 1965, 1973
3	1963, 1967, 1996
2	1982 (9 games), 1986, 1992, 1993, 2003

### Most Blocked Field Goals, Game

3	at San Diego	Oct. 15, 1967
2	vs. Buffalo	Dec. 18, 1960
2	at Oakland	Nov. 3, 1963
2	at Oakland	Sept. 18, 1966
2	at San Diego	Oct. 15, 1967
2	at Green Bay	Oct. 4, 1973
2	at San Diego	Oct. 17, 1993
2	at San Diego	Nov. 30, 2003

## FUMBLES

### Fewest Opponents Fumbles, Season

16	1971, 2020, 2022
18	1984, 2011
19	2000, 2012, 2015, 2017

### Fewest Opponents Fumbles Recovered, Season

6	2011, 2012, 2020
7	1971, 2015, 2019
8	1966, 2004, 2007
9	2010, 2022
10	1982 (9 games), 1996, 2017

### Most Opponents Fumbles, Season

42	1981
40	1975
39	1977

### Most Opponents Fumbles Recovered, Season

26	1994
25	1990
23	1977

## TURNOVERS

### Fewest Opponents Turnovers, Season

13	2012
20	2022
21	2004
22	1982 (9 games), 2007, 2020
23	2010, 2019

### Most Opponents Turnovers, Season

51	1983
49	1962, 1968, 1986

### Most Opponents Turnovers, Game

9	vs. Houston	Oct. 28, 1962
9	vs. Houston	Oct. 12, 1969
9	vs. St. Louis	Oct. 2, 1983

### Best Turnover Ratio, Season

26	1990 (45 takes/19 gives)
22	1968 (49 takes/27 gives)
21	1999 (45 takes/21 gives)
18	1962 (49 takes/31 gives)
18	1992 (39 takes/21 gives)
18	2013 (36 takes/18 gives)

### Worst Turnover Ratio, Season

-24	2012 (13 takes/37 gives)
-13	1987 (28 takes/41 gives)
-11	2007 (22 takes/33 gives)
-8	1965 (33 takes/41 gives)
-8	1989 (33 takes/41 gives)

# REGULAR OPPONENT INDIVIDUAL

## SINGLE GAME

### PASSING

#### Pass Attempts (All 50+)

61	Blake Bortles, Jacksonville	Oct. 7, 2018
60	Ben Roethlisberger, Pittsburgh	Sept. 16, 2018
58	Mark Hermann, San Diego	Dec. 22, 1985
56	Kyle Orton, Denver	Jan. 3, 2010
55	Rich Gannon, Oakland	Oct. 27, 2002
54	Steve DeBerg, Tampa Bay	Oct. 28, 1984
54	Tom Brady, New England	Sept. 22, 2002
52	Jim Plunkett, Oakland	Oct. 5, 1980
52	Derek Carr, Oakland	Oct. 19, 2017
52	Philip Rivers, L.A. Chargers	Nov. 18, 2019
52	Tom Brady, Tampa Bay	Oct. 2, 2022
51	Philip Rivers, L.A. Chargers	Sept. 9, 2018
50	Brian Griese, Denver	Oct. 20, 2002

#### Pass Completions (All 30+)

39	Tom Brady, New England	Sept. 22, 2002
39	Ben Roethlisberger, Pittsburgh	Sept. 16, 2018
39	Tom Brady, Tampa Bay	Oct. 2, 2022
37	Mark Hermann, San Diego	Dec. 22, 1985
37	Drew Brees, New Orleans	Oct. 23, 2016
35	Rich Gannon, Oakland	Oct. 27, 2002
34	Jim Plunkett, Oakland	Sept. 12, 1985
34	Philip Rivers, San Diego	Dec. 14, 2008
34	Philip Rivers, L.A. Chargers	Sept. 9, 2018
33	Drew Bledsoe, New England	Dec. 4, 2000
33	Donovan McNabb, Philadelphia	Oct. 2, 2005
33	Blake Bortles, Jacksonville	Oct. 7, 2018
33	Derek Carr, Las Vegas	Dec. 12, 2021
33	Justin Herbert, Los Angeles Chargers	Sept. 15, 2022
32	Jay Cutler, Denver	Dec. 7, 2008
32	Ben Roethlisberger, Pittsburgh	Nov. 22, 2009
32	Kyle Orton, Denver	Jan. 3, 2010
32	Jalen Hurts, Philadelphia	Oct. 3, 2021
31	Jim Zorn, Seattle	Sept. 27, 1981
31	Rich Gannon, Oakland	Sept. 9, 2001
31	Marc Bulger, St. Louis	Nov. 5, 2006
31	Jeff Garcia, Tampa Bay	Nov. 2, 2008
31	Derek Carr, Oakland	Dec. 6, 2015
31	Jared Goff, L.A. Rams	Nov. 19, 2018
31	Philip Rivers, L.A. Chargers	Dec. 29, 2019
30	Dan Fouts, San Diego	Oct. 14, 1984
30	Tony Romo, Dallas	Sept. 15, 2013
30	Deshaun Watson, Houston	Oct. 13, 2019
30	Joe Burrow, Cincinnati	Jan. 2, 2022

#### Passing Yards (All 400+)

527	Warren Moon, Houston	Dec. 16, 1990
472	Peyton Manning, Indianapolis	Oct. 31, 2004
452	Ben Roethlisberger, Pittsburgh	Sept. 16, 2018
446	Joe Burrow, Cincinnati	Jan. 2, 2022
445	Charley Johnson, Denver	Nov. 18, 1974
431	Kyle Orton, Denver	Jan. 3, 2010
430	Blake Bortles, Jacksonville	Oct. 7, 2018
426	Billy Volek, Tennessee	Dec. 13, 2004
424	Philip Rivers, L.A. Chargers	Sept. 9, 2018
417	Derek Carr, Oakland	Oct. 19, 2017
413	Pete Beathard, Houston	Sept. 9, 1968
413	Jared Goff, L.A. Rams	Nov. 19, 2018
410	Tom Brady, New England	Sept. 22, 2002
403	Peyton Manning, Denver	Dec. 1, 2013
400	John Elway, Denver	Dec. 6, 1998

#### Touchdown Passes

5	George Blanda, Houston	Oct. 24, 1965
5	Peyton Manning, Indianapolis	Oct. 31, 2004
5	Peyton Manning, Denver	Dec. 1, 2013
5	Aaron Rodgers, Green Bay	Sept. 28, 2015
5	Ben Roethlisberger, Pittsburgh	Oct. 2, 2016
5	Deshaun Watson, Houston	Oct. 8, 2017

#### Interceptions Thrown

6	John Hadl, San Diego	Dec. 8, 1968
6	Ryan Fitzpatrick, N.Y. Jets	Sept. 25, 2016
5	George Blanda, Houston	Oct. 28, 1962
5	John Hadl, San Diego	Dec. 16, 1962
5	Babe Parilli, Boston	Dec. 14, 1963
5	George Blanda, Houston	Oct. 4, 1964
5	Pete Beathard, Houston	Oct. 12, 1969
5	Marty Domres, San Diego	Nov. 9, 1969

5	Alan Pastrana, Denver	Dec. 6, 1970
5	James Harris, San Diego	Nov. 26, 1978
5	Jim Plunkett, Oakland	Oct. 5, 1980
5	Jim Zorn, Seattle	Nov. 9, 1980
5	Dave Krieg, Seattle	Dec. 9, 1984
5	John Elway, Denver	Dec. 14, 1985

#### Long Pass (All 80+)

90	N. Johnson to R. Upchurch, Denver	Sept. 21, 1975
89	J. Kemp to E. Dubenion, Buffalo	Oct. 13, 1963
87	S. McNair to M. Clayton, Baltimore	Dec. 10, 2006
87	M. Hasselbeck to B. Obomanu, SEA	Nov. 28, 2010
82	J. Lee to A. Denson, Denver	Nov. 1, 1964
82	D. Lamonica to F. Biletnikoff, Oakland	Nov. 3, 1968
82	B. Griese to S. Sharpe, Denver	Oct. 20, 2002
80	J. Lee to B. Groman	Oct. 22, 1961
80	S. Wyche to B. Trumpy	Sept. 28, 1969

### RECEIVING

#### Pass Receptions

16	Troy Brown, New England	Sept. 22, 2002
14	Kellen Winslow, San Diego	Dec. 11, 1983
14	Jabar Gaffney, Denver	Jan. 3, 2010
13	Joe Washington, Baltimore	Sept. 2, 1979
13	Terrance Mathis, Atlanta	Sept. 18, 1994
13	Tim Brown, Oakland	Oct. 27, 2002
13	Steven Jackson, St. Louis	Nov. 5, 2006
13	Hunter Renfrow, Las Vegas	Dec. 12, 2021

#### Receiving Yards (All 200+)

266	Ja'Marr Chase, Cincinnati	Jan. 2, 2022
250	Miles Austin, Dallas	Oct. 11, 2009
245	Haywood Jeffires, Houston	Dec. 16, 1990
233	Drew Bennett, Tennessee	Dec. 13, 2004
232	Lance Alworth, San Diego	Oct. 20, 1963
214	Shannon Sharpe, Denver	Oct. 20, 2002
213	Jabar Gaffney, Denver	Jan. 3, 2010
210	Amari Cooper, Oakland	Oct. 19, 2017
203	Don Maynard, N.Y. Jets	Sept. 15, 1968

#### Touchdown Receptions

4	Eric Decker, Denver	Dec. 1, 2013
3	Bob Chandler, Buffalo	Oct. 3, 1976
3	Kellen Winslow, San Diego	Dec. 11, 1983
3	Shannon Sharpe, Denver	Dec. 12, 1993
3	Drew Bennett, Tennessee	Dec. 13, 2004
3	Antonio Gates, San Diego	Oct. 30, 2005
3	Randall Cobb, Green Bay	Sept. 28, 2015
3	DeAndre Hopkins, Houston	Oct. 8, 2017
3	Ja'Marr Chase, Cincinnati	Jan. 2, 2022
3	Jerry Jeudy, Denver	Dec. 11, 2022

### RUSHING

#### Rushing Attempts

39	O.J. Simpson, Buffalo	Oct. 29, 1973
39	Ricky Bell, Tampa Bay	Dec. 16, 1979
39	Marion Butts, San Diego	Dec. 17, 1989

#### Rushing Yards (All 200+)

286	Jerome Harrison, Cleveland	Dec. 20, 2009
220	Tiki Barber, N.Y. Giants	Dec. 17, 2005
218	Clinton Portis, Denver	Dec. 7, 2003
217	Gary Anderson, San Diego	Dec. 18, 1988
214	Greg Pruitt, Cleveland	Dec. 14, 1975
207	Curt Warner, Seattle	Nov. 27, 1983 (OT)

#### Rushing Touchdowns

5	Clinton Portis, Denver	Dec. 7, 2003
3	Jon Keyworth, Denver	Nov. 18, 1974
3	Greg Pruitt, Cleveland	Dec. 14, 1975
3	Pete Banaszak, Oakland	Dec. 21, 1975
3	Walter Payton, Chicago	Nov. 13, 1977
3	Curt Warner, Seattle	Nov. 27, 1983 (OT)
3	Marcus Allen, L.A. Raiders	Nov. 25, 1990
3	Rodney Hampton, N.Y. Giants	Dec. 19, 1992
3	Terrell Davis, Denver	Dec. 6, 1998
3	Curtis Martin, N.Y. Jets	Nov. 11, 2001
3	Clinton Portis, Denver	Dec. 15, 2002
3	Onterio Smith, Minnesota	Dec. 20, 2003
3	Michael Pittman, Tampa Bay	Nov. 7, 2004
3	Michael Turner, Atlanta	Sept. 21, 2008
3	LenDale White, Tennessee	Oct. 19, 2008
3	Jerome Harrison, Cleveland	Dec. 20, 2009
3	Jeremy Hill, Cincinnati	Oct. 4, 2015
3	Mike Gillislee, New England	Sept. 7, 2017
3	Mark Ingram, Baltimore	Sept. 22, 2019

#### Long Run (All 80+)

# REGULAR OPPONENT INDIVIDUAL

87	Paul Lowe, San Diego	Sept. 10, 1961
85	LaDainian Tomlinson, San Diego	Dec. 17, 2006
80	LenDale White, Tennessee	Oct. 19, 2008
<b>Total Touchdowns</b>		
5	Clinton Portis, Denver	Dec. 7, 2003
4	Clinton Portis, Denver	Dec. 15, 2002
4	Eric Decker, Denver	Dec. 1, 2013

## DEFENSE / SPECIAL TEAMS

### Interceptions Made

4	Deltha O'Neal, Denver	Oct. 7, 2001
3	David Fulcher, Cincinnati	Oct. 1, 1989

### Long Interception Return (All 100+)

102	Marcus Coleman, Houston	Sept. 26, 2004
101	Tony Greene, Buffalo	Oct. 3, 1976
100	Speedy Duncan, San Diego	Oct. 15, 1967

### Long Punt Return

95	Johnny Bailey, Chicago	Dec. 29, 1990
----	------------------------	---------------

### Long Kickoff Return (All 100+)

103	Joshua Cribbs, Cleveland	Dec. 20, 2009
100	Nemiah Wilson, Denver	Oct. 8, 1966
100	Joshua Cribbs, Cleveland	Dec. 20, 2009

### Long Punt (All 80+)

83	Chris Norman, Denver	Sept. 23, 1984
82	Paul Maguire, San Diego	Nov. 5, 1961

### Long Field Goal (All 55+)

59	Matt Bryant, Atlanta	Dec. 4, 2016
57	Sebastian Janikowski, Oakland	Dec. 16, 2012
56	Sebastian Janikowski, Oakland	Sept. 14, 2008
56	Matt Prater, Denver	Sept. 28, 2008
55	John Kasay, Seattle	Jan. 2, 1994
55	Kris Brown, Pittsburgh	Oct. 14, 2001
55	Sebastian Janikowski, Oakland	Nov. 25, 2007
55	Nate Kaeding, San Diego	Nov. 29, 2009

### Times Sacked (All 10.0+)

11	Paul McDonald, Cleveland	Sept. 30, 1984
10	Jeff George, Oakland	Sept. 6, 1998

### Touchdowns On Interception Returns

2	Dave Brown, Seattle	Nov. 4, 1984
---	---------------------	--------------

### Fumbles

6	Dave Krieg, Seattle	Nov. 5, 1989
---	---------------------	--------------

# DEFENSIVE STATS

## 2022 REGULAR SEASON KANSAS CITY CHIEFS DEFENSIVE STATS (THROUGH WEEK 18)

POS	PLAYER	TKL.	AST.	COMB	TFL	SACKS/SK.	YDS.	PR	FR	FF	INT./YDS.	PD
LB	N. Bolton	108	72	180	9	2.0/19.0		7	0	1	2/15	3
CB	L. Sneed	75	33	108	5	3.5/31.0		5	1	3	3/57	11
LB	W. Gay	51	37	88	9	2.5/8.0		4	1	0	1/47	8
S	J. Reid	59	22	81	2	1.0/8.0		4	0	0	0/0	7
S	J. Thornhill	43	28	71	4	1.0/8.0		2	0	0	3/0	9
DT	K. Saunders	22	26	48	3	3.5/22.5		8	0	0	0/0	1
CB	J. Watson	37	9	46	3	0.0/0.0		0	0	0	1/99	6
DT	C. Jones	30	14	44	17	15.5/105.5		29	1	2	0/0	4
CB	T. McDuffie	28	16	44	1	1.0/12.0		1	0	1	0/0	7
LB	D. Harris	23	18	41	3	1.5/18.0		2	1	0	0/0	1
CB	J. Williams	28	11	39	1	0.0/0.0		0	0	0	1/7	7
DE	F. Clark	25	14	39	8	5.0/32.0		13	1	1	0/0	1
DE	C. Dunlap II	25	14	39	6	4.0/29.0		12	0	1	0/0	8
DE	G. Karlaftis	18	15	33	8	6.0/40.0		11	2	0	0/0	7
LB	L. Chenal	16	13	29	3	1.0/1.0		3	0	0	0/0	0
S	B. Cook	19	8	27	1	1.0/5.0		2	0	0	0/0	2
DE	M. Danna	9	18	27	3	5.0/34.0		10	0	2	0/0	0
DT	D. Nnadi	11	14	25	1	0.0/0.0		0	0	0	0/0	0
CB	R. Fenton	18	6	24	0	0.0/0.0		0	0	0	0/0	2
DT	T. Wharton	4	4	8	1	1.0/8.0		4	0	0	0/0	0
DE	M. Herring	1	5	6	0	0.0/0.0		0	1	0	0/0	0
S	D. Bush	3	1	4	0	0.0/0.0		0	0	0	0/0	1
DT	T. Stallworth	1	3	4	0	0.0/0.0		0	0	0	0/0	0
CB	C. Lammons	2	1	3	0	0.0/0.0		0	0	0	0/0	0
DT	B. Williams	1	1	2	1	0.5/7.0		2	0	0	0/0	0
CB	D. Bootle	0	1	1	0	0.0/0.0		0	0	0	0/0	0
<b>TOTALS</b>		<b>657</b>	<b>404</b>	<b>1061</b>	<b>89</b>	<b>55.0/388.0</b>		<b>119</b>	<b>8</b>	<b>11</b>	<b>11/225</b>	<b>85</b>

## 2022 REGULAR SEASON CHIEFS SPECIAL TEAMS STATS

POS	PLAYER	TKL.	AST.	COMB.
LB	Cochrane, Jack	5	4	9
S	Johnson, Nazeeh	5	3	8
FB	Burton, Michael	4	4	8
S	Bush, Deon	3	4	7
LB	Chenal, Leo	3	3	6
S	Cook, Bryan	3	3	6
LB	Lee, Elijah	3	3	6
WR	Kemp, Marcus	2	2	4
CB	Lammons, Chris	1	3	4
CB	Watson, Jaylen	0	3	3
RB	McKinnon, Jerick	2	0	2
CB	Bootle, Dicaprio	1	1	2
TE	Fortson, Jody	1	1	2
RB	Pacheco, Isiah	1	1	2
LB	Harris, Darius	0	2	2
S	Reid, Justin	0	2	2
K	Ammendola, Matt	1	0	1

## DEFENSIVE SCORES

**INT (2)** (10:43) (No Huddle, Shotgun) J.Herbert pass short right intended for G.Everett **INTERCEPTED** by Ja.Watson at KC 1. Ja.Watson for 99 yards. **vs. LAC (09/15/22)**  
(4:43) R.Wilson pass short middle intended for B.Johnson **INTERCEPTED** by W.Gay at DEN 47. W.Gay for 47 yards. DEN-B.Johnson was injured during the play. @ **DEN (12/11/22)**

**FR (0)**  
**Safety (1)** (8:55) (Shotgun) J.Garoppolo sacked in End Zone for -6 yards, **SAFETY** (F.Clark). @ **SF (10/23/22)**

## SPECIAL TEAMS BIG PLAYS

**FR (1)** M.Wright kicks 67 yards from KC 35 to TB -2. R.White to TB 23 for 25 yards (J.Cochrane, C.Lammons). **FUMBLES** (C.Lammons), **RECOVERED** by KC-E.Lee at TB 21. @ **TB (10/02/22)**

# DEFENSIVE STATS

LB	Christiansen, Cole	1	0	1
TE	Gray, Noah	1	0	1
WR	Watson, Justin	1	0	1
CB	Williams, Joshua	1	0	1
LS	Winchester, James	1	0	1
S	Amadi, Ugo	0	1	1
<b>TOTALS</b>		<b>40</b>	<b>40</b>	<b>80</b>

REGULAR SEASON DEFENSIVE AND SPECIAL TEAMS STATISTICS ARE BASED ON PRESS BOX STATISTICS.

# DEFENSIVE STATS

## 2022 POSTSEASON KANSAS CITY CHIEFS DEFENSIVE STATS (THROUGH WEEK 4)

POS	PLAYER	TKL.	AST.	COMB	TFL	SACKS/SK. YDS.	PR	FR	FF	INT./YDS.	PD
LB	N. Bolton	15	8	23	0	0.0/0.0	0	2	0	0/0	0
S	J. Reid	17	3	20	0	0.0/0.0	1	0	0	0/0	1
CB	L. Sneed	10	7	17	0	0.0/0.0	0	0	0	0/0	2
CB	T. McDuffie	13	2	15	1	0.0/0.0	0	0	1	0/0	3
S	J. Thornhill	8	5	13	1	0.0/0.0	0	0	0	0/0	3
CB	J. Watson	10	0	10	0	0.0/0.0	1	0	0	2/11	4
LB	W. Gay	6	3	9	2	0.5/3.0	1	0	0	0/0	0
DT	C. Jones	6	2	8	3	2.0/13.0	6	0	0	0/0	0
CB	J. Williams	6	2	8	0	0.0/0.0	0	0	0	1/-4	1
DE	F. Clark	6	1	7	3	2.5/16.0	4	0	0	0/0	0
S	B. Cook	6	0	6	0	0.0/0.0	0	0	0	0/0	1
LB	L. Chenal	4	2	6	1	1.0/1.0	0	0	0	0/0	0
DE	M. Danna	4	2	6	0	0.0/0.0	1	0	0	0/0	0
DT	K. Saunders	4	1	5	1	1.0/1.0	1	0	0	0/0	0
DE	G. Karlaftis	2	2	4	1	1.0/4.0	1	0	0	0/0	0
DT	D. Nnadi	1	2	3	1	1.0/8.0	1	0	0	0/0	0
DE	C. Dunlap II	2	0	2	0	0.0/0.0	4	0	0	0/0	0
LB	D. Harris	1	1	2	0	0.0/0.0	0	0	0	0/0	0
<b>TOTALS</b>		<b>121</b>	<b>43</b>	<b>164</b>	<b>14</b>	<b>9.0/46.0</b>	<b>21</b>	<b>2</b>	<b>1</b>	<b>3/7</b>	<b>15</b>

## 2022 POSTSEASON CHIEFS SPECIAL TEAMS STATS

POS	PLAYER	TKL.	AST.	COMB.
LB	Harris, Darius	3	0	3
S	Johnson, Nazeeh	2	0	2
FB	Burton, Michael	1	1	2
TE	Gray, Noah	1	1	2
S	Bush, Deon	1	0	1
K	Butker, Harrison	1	0	1
CB	Watson, Jaylen	1	0	1
CB	Williams, Joshua	1	0	1
LB	Cochrane, Jack	0	1	1
CB	Lammons, Chris	0	1	1
<b>TOTALS</b>		<b>11</b>	<b>4</b>	<b>15</b>

## DEFENSIVE SCORES

INT (0)

FR (1)

(9:48) (Shotgun) J.Hurts up the middle to PHI 45 for -4 yards. FUMBLES, touched at PHI 44, RECOVERED by KC-N.Bolton at PHI 36. N.Bolton for 36 yards. @ PHI (02/12/23)

Safety (0)

FR (0)

## SPECIAL TEAMS BIG PLAYS

POSTSEASON DEFENSIVE AND SPECIAL TEAMS STATISTICS ARE BASED ON PRESS BOX STATISTICS.





WEEK 1:

Chiefs 44, Cardinals 21

September 11, 2022 • State Farm Stadium • 63,697



<b>Kansas City Chiefs</b> .....	<b>14</b>	<b>9</b>	<b>14</b>	<b>7</b>	<b>—</b>	<b>44</b>
<b>Arizona Cardinals</b> .....	<b>0</b>	<b>7</b>	<b>0</b>	<b>14</b>	<b>—</b>	<b>21</b>

- KC** — T. Kelce 9 yd. pass from P. Mahomes (H. Butker kick) (11-75, 5:23)
- KC** — C. Edwards-Helaire 3 yd. pass from P. Mahomes (J. Reid kick) (7-86, 4:23)
- ARI** — J. Conner 2 yd. run (M. Prater kick) (11-75, 5:15)
- KC** — C. Edwards-Helaire 4 yd. pass from P. Mahomes (kick failed, wr) (11-75, 5:33)
- KC** — H. Butker 54 yd. Field Goal (6-30, 0:33)
- KC** — J. Fortson 1 yd. pass from P. Mahomes (H. Butker kick) (4-75, 2:12)
- KC** — M. Hardman 2 yd. pass from P. Mahomes (H. Butker kick) (8-66, 4:53)
- ARI** — M. Brown 6 yd. pass from K. Murray (K. Murray-Z. Ertz pass) (14-75, 6:04)
- KC** — I. Pacheco 3 yd. run (H. Butker kick) (9-66, 5:13)
- ARI** — Z. Ertz 6 yd. pass from K. Murray (pass failed) (6-48, 2:28)

TEAM STATISTICS	CHIEFS	CARDINALS
First Downs .....	33	18
Total Net Yards .....	488	282
Rushes/Net Yards .....	27/128	22/103
Net Passing .....	360	179
Pass Attempts/Completions .....	39/30	38/24
Had Intercepted .....	0	0
Sacked/Yards Lost .....	0/0	3/26
Punts/Average .....	2/54.0	5/51.0
Penalties/Yards .....	3/25	5/49
Fumbles/Lost .....	5/1	3/0
Possession Time .....	34:42	25:18

**RUSHING**

- KC** — I. Pacheco 12-62, TD; C. Edwards-Helaire 7-42; J. McKinnon 4-22; P. Mahomes 3-5; M. Valdes-Scantling 1-(-3)
- ARI** — K. Murray 5-29; E. Benjamin 4-28; J. Conner 10-26, TD; T. McSorley 3-20

**RECEIVING**

- KC** — T. Kelce 8-121, TD; J. Smith-Schuster 6-79; M. Valdes-Scantling 4-44; C. Edwards-Helaire 3-32, 2 TDs; S. Moore 1-30; J. McKinnon 3-27; M. Hardman 3-16, TD; N. Gray 1-10; J. Fortson 1-1, TD
- ARI** — G. Dortch 7-63; M. Brown 4-43, TD; E. Benjamin 3-33; J. Conner 5-29; Z. Ertz 2-14, TD; A. Green 2-13; A. Isabella 1-10

**PASSING**

- KC** — P. Mahomes 39-30-360, 5 TDs, 0 INT
- ARI** — K. Murray 34-22-193, 2 TDs, 0 INT; T. McSorley 4-2-12, 0 TDs, 0 INT

**INTERCEPTIONS**

- KC** — None
- ARI** — None

**SACKS**

- KC** — C. Dunlap II 1.0; L. Sneed 1.0; T. Wharton 1.0
- ARI** — None

**FIELD GOALS**

- KC** — H. Butker (54)
- ARI** — None



WEEK 2:

Chiefs 27, Chargers 24

September 15, 2022 • Arrowhead Stadium • 73,461



<b>Los Angeles Chargers</b> .....	<b>3</b>	<b>7</b>	<b>7</b>	<b>7</b>	<b>—</b>	<b>24</b>
<b>Kansas City Chiefs</b> .....	<b>0</b>	<b>7</b>	<b>7</b>	<b>13</b>	<b>—</b>	<b>27</b>

- LAC** — D. Hopkins 31 yd. Field Goal (11-67, 4:41)
- LAC** — Z. Horvath 1 yd. pass from J. Herbert (D. Hopkins kick) (8-58, 3:50)
- KC** — J. McKinnon 9 yd. pass from P. Mahomes (M. Ammendola kick) (7-75, 3:19)
- LAC** — M. Williams 15 yd. pass from J. Herbert (D. Hopkins kick) (11-75, 5:08)
- KC** — Ju. Watson 41 yd. pass from P. Mahomes (M. Ammendola kick) (7-75, 2:30)
- KC** — M. Ammendola 19 yd. Field Goal (9-35, 4:01)
- KC** — Ja. Watson 99 yd. interception return (M. Ammendola kick)
- KC** — M. Ammendola 31 yd. Field Goal (5-72, 0:35)
- LAC** — J. Palmer 7 yd. pass from J. Herbert (D. Hopkins kick) (9-73, 2:09)

TEAM STATISTICS	CHARGERS	CHIEFS
First Downs .....	21	15
Total Net Yards .....	401	319
Rushes/Net Yards .....	24/75	18/93
Net Passing .....	326	226
Pass Attempts/Completions .....	48/33	35/24
Had Intercepted .....	1	0
Sacked/Yards Lost .....	2/8	1/9
Punts/Average .....	6/40.5	6/55.5
Penalties/Yards .....	3/25	6/54
Fumbles/Lost .....	0/0	0/0
Possession Time .....	33:37	26:23

**RUSHING**

- KC** — C. Edwards-Helaire 8-74; J. McKinnon 4-12; J. Pacheco 2-6; M. Burton 1-6; P. Mahomes 2-(-1); M. Hardman 1-(-4)
- LAC** — A. Ekeler 14-39; J. Kelley 4-22; S. Michel 4-13; J. Herbert 2-1

**RECEIVING**

- KC** — T. Kelce 5-51; J. Watson 2-50, TD; M. Hardman 3-49; C. Edwards-Helaire 4-44; M. Valdes-Scantling 2-13; N. Gray 2-12; J. Smith-Schuster 3-10; J. McKinnon 2-4, TD; M. Burton 1-2
- LAC** — M. Williams 8-113, TD; G. Everett 6-71; A. Ekeler 9-55; D. Carter 3-55; J. Palmer 4-30, TD; S. Michel 1-6; J. Kelley 1-3; Z. Horvath 1-1, TD

**PASSING**

- KC** — P. Mahomes 35-24-235, 2 TDs, 0 INT
- LAC** — J. Herbert 48-33-334, 3 TDs, 1 INT

**INTERCEPTIONS**

- KC** — J. Watson 1
- LAC** — A. Samuel Jr. 1

**SACKS**

- KC** — C. Jones 2.0
- LAC** — K. Mack 1.0

**FIELD GOALS**

- KC** — M. Ammendola (19) (31)
- LAC** — D. Hopkins (31)



WEEK 3:

Colts 20, Chiefs 17

September 25, 2022 • Lucas Oil Stadium • 65,975



<b>Kansas City Chiefs</b> .....	<b>6</b>	<b>8</b>	<b>3</b>	<b>0</b>	<b>—</b>	<b>17</b>
<b>Indianapolis Colts</b> .....	<b>7</b>	<b>3</b>	<b>3</b>	<b>7</b>	<b>—</b>	<b>20</b>

- IND** — J. Woods 1 yd. pass from M.Ryan (C.McLaughlin kick) (3-4, 1:23)
- KC** — T. Kelce 3 yd. pass from P.Mahomes (kick failed, wl) (4-35, 2:03)
- IND** — C. McLaughlin 43 yd. Field Goal (11-46, 5:54)
- KC** — C. Edwards-Helaire 1 yd. run (P.Mahomes-T.Kelce pass) (5-21, 1:37)
- KC** — M. Ammendola 26 yd. Field Goal (15-62, 7:04)
- IND** — C. McLaughlin 51 yd. Field Goal (10-42, 5:03)
- IND** — J. Woods 12 yd. pass from M.Ryan (C.McLaughlin kick) (16-76, 8:14)

TEAM STATISTICS	CHIEFS	COLTS
First Downs .....	20	19
Total Net Yards .....	315	259
Rushes/Net Yards .....	23/58	27/82
Net Passing .....	257	177
Pass Attempts/Completions .....	36/20	37/27
Had Intercepted .....	1	0
Sacked/Yards Lost .....	1/5	5/45
Punts/Average .....	3/56.7	3/51.3
Penalties/Yards .....	6/45	4/34
Fumbles/Lost .....	2/1	2/1
Possession Time .....	26:28	33:32

- RUSHING**
- KC** — P. Mahomes 4-26; J. McKinnon 7-20; I. Pacheco 3-9; M. Burton 1-2; T. Kelce 1-1; C. Edwards-Helaire 7-(0), TD
- IND** — J. Taylor 21-71; N. Hines 3-7; M. Ryan 3-4

- RECEIVING**
- KC** — J. Smith-Schuster 5-89; T. Kelce 4-58, TD; M. Valdes-Scantling 4-48; C. Edwards-Helaire 5-39; N. Gray 1-26; M. Hardman 1-2
- IND** — M. Pittman Jr. 8-72; A. Pierce 3-61; N. Hines 5-23; J. Taylor 3-20; J. Woods 2-13, 2 TDs; P. Campbell 2-10; M. Alie-Cox 1-9; K. Granson 2-7; A. Dulin 1-7

- PASSING**
- KC** — P. Mahomes 35-20-262, TD, 1 INT; T. Townsend 1-0-(0), 0 TDs, 0 INT
- IND** — M. Ryan 37-27-222, 2 TDs, 0 INT

- INTERCEPTIONS**
- KC** — None
- IND** — R. McLeod Jr. 1

- SACKS**
- KC** — N. Bolton 2.0; F. Clark 1.0; C. Dunlap II 1.0; L. Sneed 1.0
- IND** — Y. Ngakoue 1.0

- FIELD GOALS**
- KC** — M. Ammendola (26) 34W/L
- IND** — C. McLaughlin (43) (51)



WEEK 4:

Chiefs 41, Buccaneers 31

October 2, 2022 • Raymond James Stadium • 68,348



<b>Kansas City Chiefs</b> .....	<b>14</b>	<b>14</b>	<b>10</b>	<b>3</b>	<b>—</b>	<b>41</b>
<b>Tampa Bay Buccaneers</b> .....	<b>3</b>	<b>14</b>	<b>7</b>	<b>7</b>	<b>—</b>	<b>31</b>

- KC** — T. Kelce 16 yd. pass from P.Mahomes (M.Wright kick) (2-21, 0:42)
- TB** — R. Succop 45 yd. Field Goal (7-45, 4:02)
- KC** — C. Edwards-Helaire 3 yd. run (M.Wright kick) (12-79, 6:11)
- KC** — C. Edwards-Helaire 2 yd. pass from P.Mahomes (M.Wright kick) (11-82, 5:52)
- TB** — M. Evans 13 yd. pass from T.Brady (R.Succop kick) (6-75, 2:36)
- KC** — N. Gray 1 yd. run (M.Wright kick) (6-20, 2:51)
- TB** — M. Evans 1 yd. pass from T.Brady (R.Succop kick) (12-75, 2:01)
- KC** — M. Wright 44 yd. Field Goal (10-49, 3:34)
- KC** — J. Fortson 10 yd. pass from P.Mahomes (M.Wright kick) (9-65, 4:49)
- TB** — R. White 1 yd. run (R.Succop kick) (11-75, 4:58)
- KC** — M. Wright 32 yd. Field Goal (9-46, 4:57)
- TB** — L. Fournette 5 yd. pass from T.Brady (R.Succop kick) (5-34, 1:12)

TEAM STATISTICS	CHIEFS	BUCCANEERS
First Downs .....	27	27
Total Net Yards .....	417	376
Rushes/Net Yards .....	37/189	6/3
Net Passing .....	228	373
Pass Attempts/Completions .....	37/23	52/39
Had Intercepted .....	1	0
Sacked/Yards Lost .....	3/21	1/12
Punts/Average .....	1/43.0	3/41.7
Penalties/Yards .....	4/32	5/40
Fumbles/Lost .....	0/0	2/2
Possession Time .....	38:38	21:22

- RUSHING**
- KC** — C. Edwards-Helaire 19-92, TD; I. Pacheco 11-63; P. Mahomes 4-34; N. Gray 1-1, TD; J. McKinnon 2-(-1)
- TB** — R. White 3-6, TD; L. Fournette 3-(-3)

- RECEIVING**
- KC** — T. Kelce 9-92, TD; M. Valdes-Scantling 3-63; J. Smith-Schuster 5-46; S. Moore 2-31; J. Fortson 1-10, TD; M. Hardman 1-4; C. Edwards-Helaire 1-2, TD; J. McKinnon 1-1
- TB** — M. Evans 8-103, 2 TDs; C. Godwin 7-59; L. Fournette 7-57, TD; R. White 5-50; C. Brate 4-32; C. Otton 3-29; R. Gage Jr. 2-24; K. Kiert 1-19; J. Jones 1-7; C. Beasley 1-5

- PASSING**
- KC** — P. Mahomes 37-23-249, 3 TDs, 1 INT
- TB** — T. Brady 52-39-385, 3 TDs, 0 INT

- INTERCEPTIONS**
- KC** — None
- TB** — S. Murphy-Bunting 1

- SACKS**
- KC** — L. Sneed 1.0
- TB** — M. Edwards 1.0; C. Nassib 1.0; A. Nelson 1.0

- FIELD GOALS**
- KC** — M. Wright (44) (32)
- TB** — R. Succop (45)



WEEK 5:

Chiefs 30, Raiders 29

October 10, 2022 • GEHA Field at Arrowhead Stadium • 73,523



<b>Las Vegas Raiders</b> .....	<b>7</b>	<b>13</b>	<b>0</b>	<b>9</b>	<b>—</b>	<b>29</b>
<b>Kansas City Chiefs</b> .....	<b>0</b>	<b>10</b>	<b>14</b>	<b>6</b>	<b>—</b>	<b>30</b>

- LV** — D. Adams 58 yd. pass from D.Carr (D.Carson kick) (4-67, 2:52)
- LV** — J.Jacobs 1 yd. run (D.Carson kick) (10-69, 5:03)
- LV** — D.Carson 53 yd. Field Goal (6-43, 3:03)
- KC** — T.Kelce 1 yd. pass from P.Mahomes (M.Wright kick) (11-75, 4:42)
- LV** — D.Carson 50 yd. Field Goal (9-43, 4:23)
- KC** — M.Wright 59 yd. Field Goal (4-34, 0:17)
- KC** — T.Kelce 4 yd. pass from P.Mahomes (M.Wright kick) (12-75, 5:35)
- KC** — T.Kelce 8 yd. pass from P.Mahomes (M.Wright kick) (8-57, 3:44)
- LV** — D.Carson 47 yd. Field Goal (8-55, 4:15)
- KC** — T.Kelce 1 yd. pass from P.Mahomes (pass failed) (13-75, 6:40)
- LV** — D.Adams 48 yd. pass from D.Carr (run failed) (7-75, 2:58)

TEAM STATISTICS	RAIDERS	CHIEFS
First Downs .....	18	29
Total Net Yards .....	378	368
Rushes/Net Yards .....	24/155	23/103
Net Passing .....	223	265
Pass Attempts/Completions .....	30/19	43/29
Had Intercepted .....	0	0
Sacked/Yards Lost .....	2/18	3/27
Punts/Average .....	2/52.0	3/48.3
Penalties/Yards .....	11/99	5/72
Fumbles/Lost .....	1/0	0/0
Possession Time .....	28:53	31:07

**RUSHING**

- KC** — J. McKinnon 8-53; P. Mahomes 4-28; C. Edwards-Helaire 9-15; M. Hardman 1-7; I. Pacheco 1-(0)
- LV** — J. Jacobs 21-154, TD; B. Bolden 1-5; D. Carr 1-3; Z. White 1-(7)

**RECEIVING**

- KC** — M. Valdes-Scantling 6-90; M. Hardman 4-73; J. Smith-Schuster 3-33; T. Kelce 7-25, 4 TDs; C. Edwards-Helaire 3-20; J. McKinnon 2-19; S. Moore 2-15; J. Watson 1-10; N. Gray 1-7
- LV** — D. Adams 3-124, 2 TDs; J. Jacobs 5-39; B. Bolden 3-29; H. Renfrow 4-25; J. Horsted 3-19; J. Johnson 1-5

**PASSING**

- KC** — P. Mahomes 43-29-292, 4 TDs, 0 INT
- LV** — D. Carr 30-19-241, 2 TDs, 0 INT

**INTERCEPTIONS**

- KC** — None
- LV** — None

**SACKS**

- KC** — D. Harris 1.0; F. Clark 0.5; G. Karlaftis 0.5
- LV** — M. Crosby 2.0; D. Perryman 1.0

**FIELD GOALS**

- KC** — M. Wright 41WR (59)
- LV** — D. Carson (53) (50) (47)



WEEK 6:

Bills 24, Chiefs 20

October 16, 2022 • GEHA Field at Arrowhead Stadium • 73,586



<b>Buffalo Bills</b> .....	<b>0</b>	<b>10</b>	<b>7</b>	<b>7</b>	<b>—</b>	<b>24</b>
<b>Kansas City Chiefs</b> .....	<b>0</b>	<b>10</b>	<b>7</b>	<b>3</b>	<b>—</b>	<b>20</b>

- BUF** — T.Bass 39 yd. Field Goal (11-59, 4:44)
- KC** — J. Smith-Schuster 42 yd. pass from P.Mahomes (H.Butker kick) (6-79, 2:01)
- BUF** — G.Davis 34 yd. pass from J.Allen (T.Bass kick) (7-96, 1:13)
- KC** — H.Butker 62 yd. Field Goal (3-28, 0:16)
- BUF** — S.Diggs 17 yd. pass from J.Allen (T.Bass kick) (6-59, 3:13)
- KC** — M.Hardman 3 yd. pass from P.Mahomes (H.Butker kick) (7-83, 4:18)
- KC** — H.Butker 44 yd. Field Goal (8-28, 4:23)
- BUF** — D.Knox 14 yd. pass from J.Allen (T.Bass kick) (12-76, 4:27)

TEAM STATISTICS	BILLS	CHIEFS
First Downs .....	26	23
Total Net Yards .....	443	387
Rushes/Net Yards .....	31/125	18/68
Net Passing .....	318	319
Pass Attempts/Completions .....	40/27	40/25
Had Intercepted .....	0	2
Sacked/Yards Lost .....	1/11	3/19
Punts/Average .....	2/54.0	3/57.7
Penalties/Yards .....	7/35	5/58
Fumbles/Lost .....	1/1	1/0
Possession Time .....	31:28	28:32

**RUSHING**

- KC** — C. Edwards-Helaire 9-33; P. Mahomes 4-21; I. Pacheco 2-9; T. Kelce 1-4; J. McKinnon 2-1
- BUF** — D. Singletary 17-85; J. Allen 12-32; J. Cook 2-8

**RECEIVING**

- KC** — J. Smith-Schuster 5-113, TD; T. Kelce 8-108; M. Hardman 3-42, TD; J. McKinnon 3-29; S. Moore 1-24; N. Gray 3-13; I. Pacheco 2-9
- BUF** — S. Diggs 10-148, TD; G. Davis 3-74, TD; D. Knox 3-37, TD; D. Singletary 4-22; R. Gilliam 3-18; K. Shakir 1-14; I. McKenzie 2-9; T. Sweeney 1-7

**PASSING**

- KC** — P. Mahomes 40-25-338, 2 TDs, 2 INT
- BUF** — J. Allen 40-27-329, 3 TDs, 0 INT

**INTERCEPTIONS**

- KC** — None
- BUF** — K. Elam 1; T. Johnson 1

**SACKS**

- KC** — C. Jones 1.0
- BUF** — V. Miller 2.0; S. Lawson 1.0

**FIELD GOALS**

- KC** — H. Butker 51WL (44) (62)
- BUF** — T. Bass (39)



WEEK 7:

Chiefs 44, 49ers 23

October 23, 2022 • Levi's Stadium • 71,746



<b>Kansas City Chiefs</b> .....	<b>7</b>	<b>7</b>	<b>14</b>	<b>16</b>	<b>—</b>	<b>44</b>
<b>San Francisco 49ers</b> .....	<b>10</b>	<b>3</b>	<b>3</b>	<b>7</b>	<b>—</b>	<b>23</b>

- SF** — R. Gould 30 yd. Field Goal (10-63, 4:38)
- SF** — R. McCloud 8 yd. pass from J. Garoppolo (R. Gould kick) (4-34, 2:14)
- KC** — M. Hardman 8 yd. pass from P. Mahomes (H. Butker kick) (9-73, 4:22)
- SF** — R. Gould 50 yd. Field Goal (10-46, 4:56)
- KC** — M. Hardman 25 yd. run (H. Butker kick) (10-90, 5:02)
- KC** — C. Edwards-Helaire 16 yd. run (H. Butker kick) (3-33, 1:32)
- SF** — R. Gould 49 yd. Field Goal (11-52, 5:47)
- KC** — J. Watson 4 yd. pass from P. Mahomes (H. Butker kick) (9-75, 4:10)
- SF** — G. Kittle 15 yd. pass from J. Garoppolo (R. Gould kick) (8-75, 4:15)
- KC** — M. Hardman 3 yd. run (H. Butker kick) (6-80, 3:33)
- KC** — J. Garoppolo sacked in end zone by F. Clark for a Safety
- KC** — J. Smith-Schuster 45 yd. pass from P. Mahomes (H. Butker kick) (5-72, 2:44)

- KC** — I. Pacheco 8-43; C. Edwards-Helaire 6-32; TD: M. Hardman 2-28, 2 TDs; J. McKinnon 2-12; C. Henne 3-(-3)
- SF** — J. Wilson Jr. 7-54; C. McCaffrey 8-38; T. Davis-Price 2-4; J. Garoppolo 2-2; D. Samuel 1-2; B. Purdy 1-1
- KC** — J. Smith-Schuster 7-124; TD: M. Valdes-Scantling 3-111; T. Kelce 6-98; J. McKinnon 2-36; M. Hardman 4-32; TD; N. Gray 1-10; J. Fortson 1-8; J. Watson 1-4, TD
- SF** — G. Kittle 6-98; TD; B. Aiyuk 7-82; R. McCloud III 4-65; TD; D. Samuel 5-42; K. Juszczyk 3-34; J. Jennings 2-24; C. McCaffrey 2-24

TEAM STATISTICS	CHIEFS	49ERS
First Downs .....	24	25
Total Net Yards .....	529	444
Rushes/Net Yards .....	21/112	21/101
Net Passing .....	417	343
Pass Attempts/Completions .....	36/25	46/29
Had Intercepted .....	1	2
Sacked/Yards Lost .....	1/6	5/26
Punts/Average .....	1/33.0	1/29.0
Penalties/Yards .....	8/84	10/80
Fumbles/Lost .....	2/1	1/1
Possession Time .....	26:15	33:45

- RUSHING**
- RECEIVING**
- PASSING**
- INTERCEPTIONS**
- SACKS**
- FIELD GOALS**



WEEK 9:

Chiefs 20, Titans 17

November 6, 2022 • GEHA Field at Arrowhead Stadium • 73,475



<b>Tennessee Titans</b> .....	<b>0</b>	<b>14</b>	<b>3</b>	<b>0</b>	<b>0</b>	<b>—</b>	<b>17</b>
<b>Kansas City Chiefs</b> .....	<b>3</b>	<b>6</b>	<b>0</b>	<b>8</b>	<b>3</b>	<b>—</b>	<b>20</b>

- KC** — H. Butker 23 yd. Field Goal (15-69, 8:13)
- KC** — M. Hardman 7 yd. pass from P. Mahomes (kick failed, wl) (9-79, 4:30)
- TEN** — D. Henry 4 yd. run (R. Bullock kick) (7-74, 4:07)
- TEN** — D. Henry 1 yd. run (R. Bullock kick) (5-79, 2:50)
- TEN** — R. Bullock 44 yd. Field Goal (4-8, 1:29)
- KC** — P. Mahomes 14 yd. run (P. Mahomes run) (13-93, 6:58)
- KC** — H. Butker 28 yd. Field Goal (13-64, 5:56)

- KC** — P. Mahomes 6-63; TD: J. Pacheco 5-5; C. Edwards-Helaire 4-5; J. McKinnon 3-4; M. Burton 1-(-0)
- TEN** — D. Henry 17-115, 2 TDs; M. Willis 8-40; D. Hilliard 3-12; H. Haskins 1-5
- KC** — T. Kelce 10-106; J. Smith-Schuster 10-88; M. Hardman 6-79; TD: N. Gray 3-45; J. McKinnon 6-40; J. Watson 2-37; C. Edwards-Helaire 1-14; K. Toney 2-12; M. Valdes-Scantling 1-12; M. Burton 1-9; I. Pacheco 1-4
- TEN** — C. Okonkwo 1-48; A. Hooper 2-34; H. Haskins 1-2; D. Hilliard 1-(-4)

TEAM STATISTICS	TITANS	CHIEFS
First Downs .....	9	29
Total Net Yards .....	229	499
Rushes/Net Yards .....	29/172	19/77
Net Passing .....	57	422
Pass Attempts/Completions .....	16/5	68/43
Had Intercepted .....	0	1
Sacked/Yards Lost .....	3/23	4/24
Punts/Average .....	8/48.8	6/47.2
Penalties/Yards .....	8/51	10/69
Fumbles/Lost .....	0/0	0/0
Possession Time .....	26:23	41:28

- RUSHING**
- RECEIVING**
- PASSING**
- INTERCEPTIONS**
- SACKS**
- FIELD GOALS**



WEEK 10:

Chiefs 27, Jaguars 17

November 13, 2022 • GEHA Field at Arrowhead Stadium • 73,493



<b>Jacksonville Jaguars</b> .....	<b>0</b>	<b>7</b>	<b>3</b>	<b>7</b>	<b>—</b>	<b>17</b>
<b>Kansas City Chiefs</b> .....	<b>7</b>	<b>13</b>	<b>7</b>	<b>0</b>	<b>—</b>	<b>27</b>

- KC** — K. Toney 6 yd. pass from P. Mahomes (H. Butker kick) (5-80, 2:38)
- KC** — M. Valdes-Scantling 18 yd. pass from P. Mahomes (H. Butker kick) (3-59, 1:23)
- KC** — N. Gray 13 yd. pass from P. Mahomes (kick failed, wl) (8-86, 2:35)
- JAX** — C. Kirk 3 yd. pass from T. Lawrence (R. Patterson kick) (5-61, 0:35)
- JAX** — R. Patterson 35 yd. Field Goal (17-58, 9:14)
- KC** — T. Kelce 7 yd. pass from P. Mahomes (H. Butker kick) (10-75, 5:08)
- JAX** — C. Kirk 19 yd. pass from T. Lawrence (R. Patterson kick) (8-54, 2:29)

<b>TEAM STATISTICS</b>	<b>JAGUARS</b>	<b>CHIEFS</b>
First Downs .....	17	26
Total Net Yards .....	315	486
Rushes/Net Yards .....	16/75	27/155
Net Passing .....	240	331
Pass Attempts/Completions .....	40/29	35/26
Had Intercepted .....	0	1
Sacked/Yards Lost .....	5/19	0/0
Punts/Average .....	6/46.8	2/45.5
Penalties/Yards .....	5/30	0/0
Fumbles/Lost .....	0/0	3/2
Possession Time .....	31:39	28:21

**RUSHING**

- KC** — I. Pacheco 16-82; P. Mahomes 7-39; K. Toney 2-33; J. McKinnon 1-2; M. Burton 1-(-1)
- JAX** — T. Etienne Jr. 11-45; T. Lawrence 4-26; J. Hasty 1-4

**RECEIVING**

- KC** — T. Kelce 6-81, TD; M. Valdes-Scantling 3-60, TD; K. Toney 4-57, TD; J. McKinnon 6-56; J. Smith-Schuster 2-33; N. Gray 2-20, TD; J. Watson 1-12; J. Fortson 1-6; S. Moore 1-6
- JAX** — C. Kirk 9-105, 2 TDs; Z. Jones 8-68; M. Jones Jr. 1-33; T. Etienne Jr. 3-28; E. Ingram 3-14; D. Arnold 1-8; J. Agnew 3-4; J. Hasty 1-(-1)

**PASSING**

- KC** — P. Mahomes 35-26-331, 4 TDs, 1 INT
- JAX** — T. Lawrence 40-29-259, 2 TDs, 0 INT

**INTERCEPTIONS**

- KC** — None
- JAX** — A. Cisco 1

**SACKS**

- KC** — C. Jones 1.5; L. Chenal 1.0; W. Gay 1.0; K. Saunders 1.0; C. Dunlap II 0.5
- JAX** — None

**FIELD GOALS**

- KC** — None
- JAX** — R. Patterson 51WL 41WL (35)



WEEK 11:

Chiefs 30, Chargers 27

November 20, 2022 • SoFi Stadium • 70,240



<b>Kansas City Chiefs</b> .....	<b>6</b>	<b>7</b>	<b>3</b>	<b>14</b>	<b>—</b>	<b>30</b>
<b>Los Angeles Chargers</b> .....	<b>10</b>	<b>10</b>	<b>0</b>	<b>7</b>	<b>—</b>	<b>27</b>

- KC** — H. Butker 33 yd. Field Goal (11-60, 4:06)
- LAC** — J. Palmer 50 yd. pass from J. Herbert (C. Dicker kick) (3-75, 1:21)
- KC** — H. Butker 52 yd. Field Goal (7-41, 3:35)
- LAC** — C. Dicker 46 yd. Field Goal (9-47, 3:23)
- KC** — T. Kelce 4 yd. pass from P. Mahomes (H. Butker kick) (7-75, 3:22)
- LAC** — A. Ekeler 1 yd. run (C. Dicker kick) (13-70, 7:03)
- LAC** — C. Dicker 21 yd. Field Goal (9-58, 2:27)
- KC** — H. Butker 30 yd. Field Goal (9-56, 4:50)
- KC** — T. Kelce 32 yd. pass from P. Mahomes (H. Butker kick) (10-86, 4:55)
- LAC** — J. Palmer 6 yd. pass from J. Herbert (C. Dicker kick) (10-64, 5:01)
- KC** — T. Kelce 17 yd. pass from P. Mahomes (H. Butker kick) (6-75, 1:15)

- KC** — I. Pacheco 15-107; J. McKinnon 6-24; P. Mahomes 4-23; C. Edwards-Helaire 2-9
- LAC** — A. Ekeler 19-83, TD; J. Herbert 5-17; I. Spiller 4-11; Z. Horvath 1-3; S. Michel 1-1
- KC** — T. Kelce 6-115, 3 TDs; J. Watson 3-67; S. Moore 5-63; J. Fortson 2-51; M. Valdes-Scantling 1-18; N. Gray 2-15; J. McKinnon 1-0
- LAC** — J. Palmer 8-106, 2 TDs; K. Allen 5-94; D. Carter 3-33; A. Ekeler 7-17; M. Williams 1-15; I. Spiller 2-11; S. Smartt 1-6; J. Herbert 1-(-2)

TEAM STATISTICS	CHIEFS	CHARGERS
First Downs .....	23	22
Total Net Yards .....	485	365
Rushes/Net Yards .....	27/163	30/115
Net Passing .....	322	250
Pass Attempts/Completions .....	34/20	30/23
Had Intercepted .....	0	1
Sacked/Yards Lost .....	1/7	5/30
Punts/Average .....	2/46.0	3/49.0
Penalties/Yards .....	4/54	4/25
Fumbles/Lost .....	2/1	1/1
Possession Time .....	27:41	32:19

**RUSHING**

**RECEIVING**

**PASSING**

**INTERCEPTIONS**

**SACKS**

**FIELD GOALS**



WEEK 12:

Chiefs 26, Rams 10

November 27, 2022 • GEHA Field at Arrowhead Stadium • 73,557



<b>Los Angeles Rams</b> .....	<b>0</b>	<b>3</b>	<b>0</b>	<b>7</b>	<b>—</b>	<b>10</b>
<b>Kansas City Chiefs</b> .....	<b>7</b>	<b>6</b>	<b>7</b>	<b>6</b>	<b>—</b>	<b>26</b>

- KC** — T. Kelce 39 yd. pass from P. Mahomes (H. Butker kick) (9-90, 4:20)
- LAR** — M. Gay 47 yd. Field Goal (10-46, 5:43)
- KC** — H. Butker 27 yd. Field Goal (12-66, 5:07)
- KC** — H. Butker 32 yd. Field Goal (13-83, 3:00)
- KC** — I. Pacheco 3 yd. run (H. Butker kick) (12-71, 6:52)
- LAR** — V. Jefferson 7 yd. pass from B. Perkins (M. Gay kick) (14-75, 6:36)
- KC** — H. Butker 22 yd. Field Goal (4-5, 1:33)
- KC** — H. Butker 22 yd. Field Goal (9-24, 3:33)

- KC** — I. Pacheco 22-69, TD; P. Mahomes 4-36; R. Jones II 4-12
- LAR** — B. Perkins 9-44; C. Akers 8-37; K. Williams 11-35
- KC** — T. Kelce 4-57, TD; M. Valdes-Scantling 4-56; J. Smith-Schuster 2-28; S. Moore 5-36; J. McKinnon 3-26; J. Fortson 2-26; J. Watson 2-28; R. Jones II 1-22; I. Pacheco 1-17; N. Gray 2-16
- LAR** — V. Jefferson 3-29, TD; K. Williams 3-25; T. Atwell 2-23; B. Hopkins 1-12; B. Powell 2-6; J. Harris 1-6; B. Skowronek 2-5

TEAM STATISTICS	RAMS	CHIEFS
First Downs .....	13	29
Total Net Yards .....	198	437
Rushes/Net Yards .....	28/116	30/117
Net Passing .....	82	320
Pass Attempts/Completions .....	24/14	42/27
Had Intercepted .....	2	1
Sacked/Yards Lost .....	3/24	0/0
Punts/Average .....	4/45.0	1/49.0
Penalties/Yards .....	5/25	3/25
Fumbles/Lost .....	0/0	1/1
Possession Time .....	27:34	32:26

**RUSHING**

**RECEIVING**

**PASSING**

**INTERCEPTIONS**

**SACKS**

**FIELD GOALS**



WEEK 13:

Bengals 27, Chiefs 24

December 4, 2022 • Paycor Stadium • 66,243



<b>Kansas City Chiefs</b> .....	<b>3</b>	<b>7</b>	<b>14</b>	<b>0</b>	<b>—</b>	<b>24</b>
<b>Cincinnati Bengals</b> .....	<b>7</b>	<b>7</b>	<b>3</b>	<b>10</b>	<b>—</b>	<b>27</b>

- CIN — J. Burrow 4 yd. run (E. McPherson kick) (11-75, 6:11)
- KC — H. Butker 26 yd. Field Goal (10-65, 4:53)
- CIN — T. Higgins 12 yd. pass from J. Burrow (E. McPherson kick) (9-74, 5:25)
- KC — J. McKinnon 2 yd. pass from P. Mahomes (H. Butker kick) (14-81, 7:05)
- KC — I. Pacheco 8 yd. run (H. Butker kick) (7-77, 2:57)
- CIN — E. McPherson 36 yd. Field Goal (9-57, 4:47)
- KC — P. Mahomes 3 yd. run (H. Butker kick) (8-53, 3:27)
- CIN — E. McPherson 41 yd. Field Goal (8-52, 4:02)
- CIN — C. Evans 8 yd. pass from J. Burrow (E. McPherson kick) (10-53, 4:58)

- KC — I. Pacheco 14-66, TD; J. McKinnon 8-51; S. Moore 1-12; P. Mahomes 2-9, TD
- CIN — S. Perine 21-106; J. Burrow 11-46, TD; T. Williams 1-3; T. Taylor 1-(-3)
- KC — M. Valdes-Scantling 2-71; T. Kelce 4-56; J. Smith-Schuster 3-35; I. Pacheco 2-16; N. Gray 1-15; J. Watson 1-15; J. McKinnon 2-9, TD; J. Fortson 1-6
- CIN — J. Chase 7-97; T. Boyd 4-60; S. Perine 6-49; T. Higgins 3-35, TD; M. Wilcox 1-13; H. Hurst 2-12; T. Irwin 1-12; C. Evans 1-8, TD

TEAM STATISTICS	CHIEFS	BENGALS
First Downs .....	20	26
Total Net Yards .....	349	431
Rushes/Net Yards .....	25/138	34/152
Net Passing .....	211	279
Pass Attempts/Completions .....	27/16	31/25
Had Intercepted .....	0	0
Sacked/Yards Lost .....	2/12	1/7
Punts/Average .....	1/55.0	1/40.0
Penalties/Yards .....	4/35	6/65
Fumbles/Lost .....	1/1	0/0
Possession Time .....	27:54	32:06

- KC — P. Mahomes 27-16-223, TD, 0 INT
- CIN — J. Burrow 31-25-286, 2 TDs, 0 INT
- KC — None
- CIN — None
- KC — G. Karlaftis 1.0
- CIN — S. Hubbard 1.0; J. Ossai 1.0
- KC — H. Butker (26) 55WR
- CIN — E. McPherson (36) (41)



WEEK 14:

Chiefs 34, Broncos 28

December 11, 2022 • Empower Field at Mile High • 76,072



<b>Kansas City Chiefs</b> .....	<b>6</b>	<b>21</b>	<b>7</b>	<b>0</b>	<b>—</b>	<b>34</b>
<b>Denver Broncos</b> .....	<b>0</b>	<b>14</b>	<b>7</b>	<b>7</b>	<b>—</b>	<b>28</b>

- KC — H. Butker 35 yd. Field Goal (8-58, 4:04)
- KC — H. Butker 45 yd. Field Goal (6-53, 2:18)
- KC — J. McKinnon 56 yd. pass from P. Mahomes (H. Butker kick) (4-78, 1:41)
- KC — J. McKinnon 10 yd. pass from P. Mahomes (H. Butker kick) (12-76, 4:53)
- KC — W. Gay 47 yd. interception return (H. Butker kick)
- DEN — J. Leudy 18 yd. pass from R. Wilson (B. McManus kick) (4-42, 1:18)
- DEN — J. Leudy 5 yd. pass from R. Wilson (B. McManus kick) (7-60, 0:57)
- DEN — M. Mack 66 yd. pass from R. Wilson (B. McManus kick) (5-75, 1:57)
- KC — J. Smith-Schuster 4 yd. pass from P. Mahomes (H. Butker kick) (9-72, 4:28)
- DEN — J. Leudy 7 yd. pass from B. Rypien (B. McManus kick) (12-75, 4:49)

- KC — I. Pacheco 13-70; J. McKinnon 6-22; M. Burton 1-(-0); P. Mahomes 3-(-3)
- DEN — R. Wilson 4-57; L. Murray 8-32; M. Mack 3-15; M. Boone 3-2; B. Rypien 1-(-0)
- KC — J. McKinnon 7-112, 2 TDs; J. Smith-Schuster 9-74, TD; T. Kelce 4-71; N. Gray 3-45; I. Pacheco 3-23; M. Valdes-Scantling 1-20; S. Moore 1-7
- DEN — J. Leudy 8-73, 3 TDs; M. Mack 2-62, TD; G. Dulcich 3-42; K. Hinton 5-38; M. Boone 2-27; E. Tomlinson 2-11; J. Virgil 1-9; E. Saubert 1-2; L. Murray 3-(-1)

TEAM STATISTICS	CHIEFS	BRONCOS
First Downs .....	20	17
Total Net Yards .....	431	320
Rushes/Net Yards .....	23/89	19/106
Net Passing .....	342	214
Pass Attempts/Completions .....	42/28	44/27
Had Intercepted .....	3	2
Sacked/Yards Lost .....	2/10	6/49
Punts/Average .....	3/66.3	7/47.6
Penalties/Yards .....	4/70	6/38
Fumbles/Lost .....	0/0	1/0
Possession Time .....	30:13	29:47

- KC — P. Mahomes 42-28-352, 3 TDs, 3 INT
- DEN — R. Wilson 36-23-247, 3 TDs, 1 INT; B. Rypien 8-4-16, TD, 1 INT
- KC — W. Gay 1; L. Sneed 1
- DEN — J. Jewell 2; P. Surtain II 1
- KC — E. Clark 1.0; M. Danna 1.0; C. Jones 1.0; G. Karlaftis 1.0; J. Thornhill 1.0; D. Harris 0.5; B. Williams 0.5
- DEN — J. Cooper 1.0; D. Jones 1.0
- KC — H. Butker (35) (45)
- DEN — None



WEEK 15:

Chiefs 30, Texans 24

December 18, 2022 • NRG Stadium • 70,541



<b>Kansas City Chiefs</b> .....	<b>0</b>	<b>13</b>	<b>3</b>	<b>8</b>	<b>6</b>	<b>-</b>	<b>30</b>
<b>Houston Texans</b> .....	<b>7</b>	<b>7</b>	<b>7</b>	<b>3</b>	<b>0</b>	<b>-</b>	<b>24</b>

- HOU** — T. Quitoriano 8 yd. pass from D.Mills (K.Fairbairn kick) (11-80, 5:42) (1-26, 0:06) (1-26, 0:06)
- KC** — J.McKinnon 20 yd. pass from P.Mahomes (H.Butker kick) (7-75, 3:34)
- HOU** — D.Mills 17 yd. run (K.Fairbairn kick) (2-17, 0:12)
- KC** — M.Valdes-Scantling 4 yd. pass from P.Mahomes (kick failed, w/ (13-97, 3:52)
- KC** — H.Butker 27 yd. Field Goal (10-67, 5:55)
- HOU** — J.Akins 12 yd. pass from D.Mills (K.Fairbairn kick) (7-49, 4:18)
- KC** — P.Mahomes 5 yd. run (P.Mahomes-J.McKinnon pass) (9-84, 4:28)
- HOU** — K.Fairbairn 29 yd. Field Goal (15-65, 6:46)
- KC** — J.McKinnon 26 yd. run

TEAM STATISTICS	CHIEFS	TEXANS
First Downs .....	33	18
Total Net Yards .....	502	219
Rushes/Net Yards .....	33/189	28/94
Net Passing .....	313	125
Pass Attempts/Completions .....	41/36	29/14
Had Intercepted .....	0	0
Sacked/Yards Lost .....	2/23	1/4
Punts/Average .....	4/48.3	5/46.8
Penalties/Yards .....	10/102	4/33
Fumbles/Lost .....	3/2	1/1
Possession Time .....	37:22	27:25

- KC** — I. Pacheco 15-86; J. McKinnon 10-52, TD; P. Mahomes 5-33, TD; S. Moore 2-12; R. Jones II 1-6
- HOU** — B. Freeman 11-51; D. Mills 5-21, TD; D. Ogunbowale 8-14; J. Driskel 4-8

**RUSHING**

- KC** — T. Kelce 10-105; J. Smith-Schuster 10-88; J. McKinnon 8-70, TD; N. Gray 3-31; M. Valdes-Scantling 3-26, TD; I. Pacheco 1-11; K. Toney 1-5
- HOU** — C. Moore 4-42; A. Rodgers 2-26; J. Akins 3-22, TD; R. Burkhead 2-17; B. Jordan 1-9; T. Quitoriano 1-8, TD; R. Freeman 1-5

**RECEIVING**

**PASSING**

- KC** — P. Mahomes 41-36-336, 2 TDs, 0 INT
- HOU** — D. Mills 24-12-121, 2 TDs, 0 INT; J. Driskel 4-2-8, 0 TDs, 0 INT; P. Dorsett 1-0-0, 0 TDs, 0 INT

**INTERCEPTIONS**

- KC** — None
- HOU** — None

**SACKS**

- KC** — F. Clark 1.0
- HOU** — B. Cashman 1.0; C. Kirksey 1.0

**FIELD GOALS**

- KC** — H. Butker (27) 51WR
- HOU** — K. Fairbairn (29)



WEEK 16:

Chiefs 24, Seahawks 10

December 24, 2022 • GEHA Field at Arrowhead Stadium • 73,331



<b>Seattle Seahawks</b> .....	<b>0</b>	<b>3</b>	<b>0</b>	<b>7</b>	<b>-</b>	<b>10</b>
<b>Kansas City Chiefs</b> .....	<b>7</b>	<b>10</b>	<b>0</b>	<b>7</b>	<b>-</b>	<b>24</b>

- KC** — K.Toney 8 yd. pass from P.Mahomes (H.Butker kick) (9-63, 5:12)
- KC** — J.McKinnon 9 yd. pass from P.Mahomes (H.Butker kick) (7-53, 3:21)
- KC** — H.Butker 47 yd. Field Goal (6-43, 2:48)
- SEA** — J.Myers 22 yd. Field Goal (11-90, 2:40)
- KC** — P.Mahomes 3 yd. run (H.Butker kick) (5-80, 3:00)
- SEA** — N.Fant 6 yd. pass from G.Smith (J.Myers kick) (10-75, 2:17)

TEAM STATISTICS	SEAHAWKS	CHIEFS
First Downs .....	19	14
Total Net Yards .....	333	297
Rushes/Net Yards .....	31/133	22/77
Net Passing .....	200	220
Pass Attempts/Completions .....	40/25	28/16
Had Intercepted .....	1	0
Sacked/Yards Lost .....	2/15	1/4
Punts/Average .....	5/47.6	6/41.0
Penalties/Yards .....	6/35	5/39
Fumbles/Lost .....	0/0	0/0
Possession Time .....	35:02	24:58

- KC** — I. Pacheco 14-58; P. Mahomes 2-8, TD; J. McKinnon 5-7; R. Jones II 1-4
- SEA** — K. Walker III 26-107; G. Smith 3-16; D. Dallas 2-10

**RUSHING**

- KC** — T. Kelce 6-113; I. Pacheco 1-32; J. McKinnon 3-31, TD; J. Smith-Schuster 3-27; N. Gray 1-8; K. Toney 1-8, TD; S. Moore 1-5
- SEA** — D. Metcalf 7-81; C. Parkinson 3-45; D. Dallas 6-32; L. Treadwell 3-26; W. Dissly 1-19; N. Fant 2-12, TD; P. Hart 1-2; K. Walker III 2-(-2)

**RECEIVING**

**PASSING**

- KC** — P. Mahomes 28-16-224, 2 TDs, 0 INT
- SEA** — G. Smith 40-25-215, TD, 1 INT

**INTERCEPTIONS**

- KC** — J. Thornhill 1
- SEA** — None

**SACKS**

- KC** — C. Jones 1.0; G. Karlaftis 1.0
- SEA** — D. Taylor 1.0

**FIELD GOALS**

- KC** — H. Butker (47)
- SEA** — J. Myers (22)





WEEK 17:

Chiefs 27, Broncos 24

January 1, 2023 • GEHA Field at Arrowhead Stadium • 73,571



<b>Denver Broncos</b> .....	<b>0</b>	<b>10</b>	<b>7</b>	<b>7</b>	<b>-</b>	<b>24</b>
<b>Kansas City Chiefs</b> .....	<b>6</b>	<b>7</b>	<b>0</b>	<b>14</b>	<b>-</b>	<b>27</b>

- KC** — I. Pacheco 5 yd. run (run failed) (10-65, 5:42)
- DEN** — B. McManus 49 yd. Field Goal (14-49, 6:46)
- DEN** — R. Wilson 16 yd. run (B. McManus kick) (1-16, 0:05)
- KC** — J. McKinnon 6 yd. pass from P. Mahomes (H. Butker kick) (7-75, 3:38)
- DEN** — A. Okwuegbunam 25 yd. pass from R. Wilson (B. McManus kick) (6-63, 3:48)
- KC** — B. Bell 17 yd. pass from P. Mahomes (H. Butker kick) (6-65, 3:06)
- KC** — J. McKinnon 3 yd. pass from P. Mahomes (H. Butker kick) (4-17, 1:55)
- DEN** — R. Wilson 4 yd. run (B. McManus kick) (12-75, 6:22)

TEAM STATISTICS	BRONCOS	CHIEFS
First Downs .....	21	22
Total Net Yards .....	307	374
Rushes/Net Yards .....	24/117	16/46
Net Passing .....	190	328
Pass Attempts/Completions .....	38/26	42/29
Had Intercepted .....	1	1
Sacked/Yards Lost .....	4/32	0/0
Punts/Average .....	5/51.4	5/52.6
Penalties/Yards .....	3/23	5/31
Fumbles/Lost .....	1/1	1/1
Possession Time .....	33:06	26:54

- RUSHING**
- KC** — I. Pacheco 9-31, TD; P. Mahomes 4-8; J. McKinnon 2-4; R. Jones II 1-3
  - DEN** — L. Murray 12-56; C. Edmonds 7-34; R. Wilson 4-27, 2 TDs; K. Hinton 1-(0)

- RECEIVING**
- KC** — K. Toney 4-71; J. McKinnon 5-52, 2 TDs; T. Kelce 7-43; S. Moore 3-33; M. Valdes-Scantling 2-28; J. Watson 1-27; J. Smith-Schuster 2-21; J. Pacheco 2-18; B. Bell 1-17, TD; N. Gray 1-12; P. Mahomes 1-6
  - DEN** — A. Okwuegbunam 3-45, TD; C. Sutton 4-44; C. Edmonds 3-39; J. Leudy 7-38; E. Saubert 3-30; L. Murray 4-16; A. Beck 2-10

- PASSING**
- KC** — P. Mahomes 42-29-328, 3 TDs, 1 INT
  - DEN** — R. Wilson 38-26-222, TD, 1 INT

- INTERCEPTIONS**
- KC** — L. Sneed 1
  - DEN** — J. Simmons 1

- SACKS**
- KC** — C. Jones 1.0; G. Karlaftis 1.0; T. McDuffie 1.0; K. Saunders 1.0
  - DEN** — None

- FIELD GOALS**
- KC** — H. Butker 51B
  - DEN** — B. McManus (49)



WEEK 18:

Chiefs 31, Raiders 13

January 7, 2023 • Allegiant Stadium • 62,136



<b>Kansas City Chiefs</b> .....	<b>7</b>	<b>17</b>	<b>0</b>	<b>7</b>	<b>-</b>	<b>31</b>
<b>Las Vegas Raiders</b> .....	<b>3</b>	<b>0</b>	<b>3</b>	<b>7</b>	<b>-</b>	<b>13</b>

- KC** — J. McKinnon 2 yd. pass from P. Mahomes (H. Butker kick) (5-75, 2:08)
- LV** — D. Carlson 54 yd. Field Goal (10-40, 5:37)
- KC** — R. Jones 2 yd. run (H. Butker kick) (3-44, 1:08)
- KC** — K. Toney 11 yd. run (H. Butker kick) (12-98, 5:19)
- KC** — H. Butker 44 yd. Field Goal (2-4, 0:09)
- LV** — D. Carlson 38 yd. Field Goal (13-55, 8:05)
- KC** — I. Pacheco 1 yd. run (H. Butker kick) (7-62, 3:01)
- LV** — H. Renfrow 11 yd. pass from J. Stidham (D. Carlson kick) (10-75, 4:26)

TEAM STATISTICS	CHIEFS	RAIDERS
First Downs .....	21	21
Total Net Yards .....	349	279
Rushes/Net Yards .....	28/168	25/99
Net Passing .....	181	180
Pass Attempts/Completions .....	26/18	36/22
Had Intercepted .....	0	1
Sacked/Yards Lost .....	2/21	6/39
Punts/Average .....	4/49.0	2/61.0
Penalties/Yards .....	5/43	6/47
Fumbles/Lost .....	0/0	2/1
Possession Time .....	25:47	34:13

- RUSHING**
- KC** — I. Pacheco 8-64, TD; R. Jones II 10-45, TD; P. Mahomes 3-29; K. Toney 3-26, TD; J. McKinnon 2-6; C. Henrie 2-(-2)
  - LV** — J. Stidham 7-50; J. Jacobs 17-45; Z. White 1-4

- RECEIVING**
- KC** — J. Watson 1-67; T. Kelce 6-38; J. Smith-Schuster 2-35; M. Valdes-Scantling 3-27; K. Toney 2-18; N. Gray 1-14; B. Bell 1-3; J. McKinnon 2-(0); TD
  - LV** — D. Adams 5-73; H. Renfrow 7-63, TD; D. Waller 2-35; M. Hollins 2-15; A. Abdullah 1-10; F. Moreau 1-10; J. Jacobs 2-5; K. Cole Sr. 1-5; J. Johnson 1-3

- PASSING**
- KC** — P. Mahomes 26-18-202, TD, 0 INT
  - LV** — J. Stidham 36-22-219, TD, 1 INT

- INTERCEPTIONS**
- KC** — J. Thornhill 1
  - LV** — None

- SACKS**
- KC** — C. Jones 2.5; M. Danna 2.0; J. Reid 1.0; G. Karlaftis 0.5
  - LV** — M. Crosby 1.0; C. Ferrell 1.0

- FIELD GOALS**
- KC** — H. Butker (44)
  - LV** — D. Carlson (54) (38)



WEEK 1:

Chiefs 27, Jaguars 20

January 21, 2023 • GEHA Field at Arrowhead Stadium • 73,220



<b>Jacksonville Jaguars</b> .....	<b>7</b>	<b>3</b>	<b>0</b>	<b>10</b>	<b>—</b>	<b>20</b>
<b>Kansas City Chiefs</b> .....	<b>7</b>	<b>10</b>	<b>3</b>	<b>7</b>	<b>—</b>	<b>27</b>

- KC** — T. Kelce 8 yd. pass from P. Mahomes (H. Butker kick) (12-83, 6:00)
- JAX** — C. Kirk 10 yd. pass from T. Lawrence (R. Patterson kick) (5-39, 2:52)
- KC** — H. Butker 50 yd. Field Goal (11-43, 5:55)
- KC** — T. Kelce 1 yd. pass from C. Henne (H. Butker kick) (12-98, 6:05)
- JAX** — R. Patterson 41 yd. Field Goal (11-52, 3:27)
- KC** — H. Butker 50 yd. Field Goal (5-29, 2:17)
- JAX** — T. Etienne 4 yd. run (R. Patterson kick) (7-75, 3:19)
- KC** — M. Valdes-Scantling 6 yd. pass from P. Mahomes (H. Butker kick) (10-75, 4:41)
- JAX** — R. Patterson 48 yd. Field Goal (6-37, 0:39)

<b>TEAM STATISTICS</b>	<b>JAGUARS</b>	<b>CHIEFS</b>
First Downs .....	20	23
Total Net Yards .....	349	362
Rushes/Net Yards .....	19/144	30/144
Net Passing .....	205	218
Pass Attempts/Completions .....	39/24	37/27
Had Intercepted .....	1	0
Sacked/Yards Lost .....	2/12	0/0
Punts/Average .....	4/47.8	4/50.8
Penalties/Yards .....	5/40	3/30
Fumbles/Lost .....	1/1	0/0
Possession Time .....	24:59	35:01

- KC** — I. Pacheco 12-95; J. McKinnon 11-25; K. Toney 1-14; P. Mahomes 3-8; S. Moore 1-3; N. Gray 1-(0); C. Henne 1-(1)
- JAX** — T. Etienne Jr. 10-62, TD; J. Hasty 4-36; T. Lawrence 3-26; C. Kirk 1-18; J. Agnew 1-2

- KC** — T. Kelce 14-98, 2 TDs; K. Toney 5-36; J. Smith-Schuster 2-29; N. Gray 1-27; J. Watson 1-12; I. Pacheco 1-6; M. Valdes-Scantling 1-6, TD; B. Bell 1-4; S. Moore 1-(0)
- JAX** — Z. Jones 5-83; C. Kirk 7-52, TD; E. Ingram 5-31; M. Jones Jr. 1-21; T. Etienne Jr. 3-18; J. Hasty 1-7; J. Agnew 2-5

- KC** — P. Mahomes 30-22-195, 2 TDs, 0 INT; C. Henne 7-5-23, TD, 0 INT
- JAX** — T. Lawrence 39-24-217, TD, 1 INT

- KC** — J. Watson 1
- JAX** — None

- KC** — F. Clark 1.0; D. Nnadi 1.0
- JAX** — None

- KC** — H. Butker (50) (50)
- JAX** — R. Patterson (41) (48)



WEEK 2:

Chiefs 23, Bengals 20

January 29, 2023 • GEHA Field at Arrowhead Stadium • 73,426



<b>Cincinnati Bengals</b> .....	<b>0</b>	<b>6</b>	<b>7</b>	<b>7</b>	<b>—</b>	<b>20</b>
<b>Kansas City Chiefs</b> .....	<b>3</b>	<b>10</b>	<b>7</b>	<b>3</b>	<b>—</b>	<b>23</b>

- KC** — H. Butker 43 yd. Field Goal (7-39, 3:21)
- KC** — H. Butker 24 yd. Field Goal (12-61, 6:18)
- CIN** — E. McPherson 30 yd. Field Goal (13-63, 6:22)
- KC** — T. Kelce 14 yd. pass from P. Mahomes (H. Butker kick) (8-75, 4:43)
- CIN** — E. McPherson 23 yd. Field Goal (12-90, 2:03)
- CIN** — T. Higgins 27 yd. pass from J. Burrow (E. McPherson kick) (8-62, 3:35)
- KC** — M. Valdes-Scantling 19 yd. pass from P. Mahomes (H. Butker kick) (11-77, 5:39)
- CIN** — S. Perine 2 yd. run (E. McPherson kick) (6-45, 2:25)
- KC** — H. Butker 45 yd. Field Goal (4-26, 0:27)

<b>TEAM STATISTICS</b>	<b>BENGALS</b>	<b>CHIEFS</b>
First Downs .....	18	23
Total Net Yards .....	309	357
Rushes/Net Yards .....	17/71	20/42
Net Passing .....	238	315
Pass Attempts/Completions .....	41/26	43/29
Had Intercepted .....	2	0
Sacked/Yards Lost .....	5/32	3/11
Punts/Average .....	4/49.0	4/37.8
Penalties/Yards .....	9/71	4/55
Fumbles/Lost .....	0/0	2/1
Possession Time .....	27:09	32:51

- KC** — I. Pacheco 10-26; P. Mahomes 3-8; M. Hardman 2-7; J. McKinnon 4-1; R. Jones II 1-(0)
- CIN** — J. Burrow 4-30; S. Perine 5-22, TD; J. Mixon 8-19

- KC** — M. Valdes-Scantling 6-116, TD; T. Kelce 7-78, TD; I. Pacheco 5-59; J. McKinnon 2-17; S. Moore 3-13; M. Kemp 1-13; M. Hardman 2-10; K. Toney 1-8; J. Smith-Schuster 1-7; N. Gray 1-4
- CIN** — T. Higgins 6-83, TD; J. Chase 6-75; T. Boyd 2-40; H. Hurst 4-37; J. Mixon 3-15; M. Wilcox 1-10; T. Irwin 1-6; S. Perine 3-4

- KC** — P. Mahomes 43-29-326, 2 TDs, 0 INT
- CIN** — J. Burrow 41-26-270, TD, 2 INT

- KC** — J. Watson 1; J. Williams 1
- CIN** — None

- KC** — C. Jones 2.0; F. Clark 1.5; G. Karlaftis 1.0; W. Gay 0.5
- CIN** — S. Hubbard 1.0; C. Sample 1.0

- KC** — H. Butker (43) (24) (45)
- CIN** — E. McPherson (30) (23)



WEEK 3:

Chiefs 38, Eagles 35

February 12, 2023 • State Farm Stadium • 67,827



<b>Kansas City Chiefs</b> .....	<b>7</b>	<b>7</b>	<b>7</b>	<b>17</b>	<b>—</b>	<b>38</b>
<b>Philadelphia Eagles</b> .....	<b>7</b>	<b>17</b>	<b>3</b>	<b>8</b>	<b>—</b>	<b>35</b>

- PHI** — J. Hurts 1 yd. run (J. Elliott kick) (11-75, 4:51)
- KC** — T. Kelce 18 yd. pass from P. Mahomes (H. Butker kick) (6-75, 3:12)
- PHI** — A. Brown 45 yd. pass from J. Hurts (J. Elliott kick) (5-68, 2:32)
- KC** — N. Bolton 36 yd. fumble return (H. Butker kick)
- PHI** — J. Hurts 4 yd. run (J. Elliott kick) (12-75, 7:19)
- PHI** — J. Elliott 35 yd. Field Goal (8-40, 1:22)
- KC** — I. Pacheco 1 yd. run (H. Butker kick) (10-75, 5:30)
- PHI** — J. Elliott 33 yd. Field Goal (17-60, 7:45)
- KC** — K. Toney 5 yd. pass from P. Mahomes (H. Butker kick) (9-75, 4:41)
- KC** — S. Moore 4 yd. pass from P. Mahomes (H. Butker kick) (3-5, 0:49)
- PHI** — J. Hurts 2 yd. run (J. Hurts run) (8-75, 4:07)
- KC** — H. Butker 27 yd. Field Goal (12-66, 5:07)

<b>TEAM STATISTICS</b>	<b>CHIEFS</b>	<b>EAGLES</b>
First Downs .....	21	25
Total Net Yards .....	340	417
Rushes/Net Yards .....	26/158	32/115
Net Passing .....	182	302
Pass Attempts/Completions .....	27/21	38/27
Had Intercepted .....	0	0
Sacked/Yards Lost .....	0/0	2/2
Punts/Average .....	2/49.0	2/47.5
Penalties/Yards .....	3/14	6/33
Fumbles/Lost .....	1/0	2/1
Possession Time .....	24:13	35:47

- RUSHING**
- KC** — I. Pacheco 15-76, TD; P. Mahomes 6-44; J. McKinnon 4-34; S. Moore 1-4
- PHI** — J. Hurts 15-70, 3 TDs; K. Gainwell 7-21; M. Sanders 7-16; B. Scott 3-8
- RECEIVING**
- KC** — T. Kelce 6-81, TD; J. Smith-Schuster 7-53; J. Watson 2-18; J. McKinnon 3-15; N. Gray 1-6; K. Toney 1-5, TD; S. Moore 1-4, TD
- PHI** — D. Smith 7-100; A. Brown 6-96, TD; D. Goedert 6-60; K. Gainwell 4-20; Z. Pascal 2-11; B. Scott 1-9; Q. Watkins 1-8
- PASSING**
- KC** — P. Mahomes 27-21-182, 3 TDs, 0 INT
- PHI** — J. Hurts 38-27-304, TD, 0 INT
- INTERCEPTIONS**
- KC** — None
- PHI** — None
- SACKS**
- KC** — L. Chenal 1.0; K. Saunders 1.0
- PHI** — None
- FIELD GOALS**
- KC** — H. Butker 42LU (27)
- PHI** — J. Elliott (35) (33)

# ***ROSTER INFO***



# 2023 KANSAS CITY CHIEFS ALPHABETICAL ROSTER

(As of August 8, 2023)

NO.	NAME	POS.	HT.	WT.	AGE	EXP.	COLLEGE	HOW ACQ.	HOMETOWN
73	Allegretti, Nick	G	6-4	310	27	5	Illinois	D7-19	Frankfort, Ill.
97	Anudike-Uzomah, Felix	DE	6-4	255	21	R	Kansas State	D1-23	Kansas City, Mo.
81	Bell, Blake	TE	6-6	252	32	9	Oklahoma	FA-21	Wichita, Kan.
80	Blanton, Kendall	TE	6-6	262	27	2	Missouri	FA-22	Blue Springs, Mo.
32	Bolton, Nick	LB	5-11	237	23	3	Missouri	D2a-21	Frisco, Texas
30	Bootle, Dicaprio	CB	5-10	180	25	1	Nebraska	CFA-21	Miami, Fla.
40	Boye-Doe, Ekow	CB	6-0	177	23	R	Kansas State	CFA-23	Lawrence, Kan.
12	Buechele, Shane	QB	6-0	210	25	1	SMU	CFA-21	Arlington, Texas
26	Bush, Deon	S	6-0	200	29	8	Miami	FA-22	Miami, Fla.
49	Bushman, Matt	TE	6-5	245	27	1	BYU	FA-22	Tucson, Ari.
7	Butker, Harrison	K	6-4	199	28	7	Georgia Tech	FA-17	Decatur, Ga.
66	Callendo, Mike	OL	6-4	301	25	1	Western Michigan	CFA-22	Brookfield, Wis.
67	Carvin, Jerome	G	6-5	307	22	R	Tennessee	CFA-23	Memphis, Tenn.
54	Chenal, Leo	LB	6-3	250	22	2	Wisconsin	D3-22	Grantsburg, Wis.
48	Christiansen, Cole	LB	6-1	230	26	1	Army	FA-22	Suffolk, Va.
99	Coburn, Keondre	DT	6-2	332	23	R	Texas	D6-23	Houston, Texas
43	Cochrane, Jack	LB	6-3	236	24	2	South Dakota	CFA-22	Mount Vernon, Iowa
27	Conner, Chamarrí	DB	6-0	202	23	R	Virginia Tech	D4-23	Jacksonville, Fla.
47	Cook, Anthony	S	6-1	188	23	R	Texas	CFA-23	Houston, Texas
6	Cook, Bryan	S	6-1	206	23	2	Cincinnati	D2b-22	Cincinnati, Ohio
89	Crawford, Kekoa	WR	6-0	192	25	1	California	FA-23	Pasadena, Calif.
51	Danna, Mike	DE	6-2	257	25	4	Michigan	D5-20	Detroit, Mich.
93	Dickerson, Matt	DT	6-5	298	27	3	UCLA	FA-23	San Mateo, Calif.
39	Ealy, Jerrión	WR/RB	5-8	187	22	1	Mississippi	CFA-22	Walnut Grove, Miss.
21	Edwards, Mike	S	5-10	205	27	5	Kentucky	FA-23	Cincinnati, Ohio
25	Edwards-Helaire, Clyde	RB	5-7	207	24	4	LSU	D1-20	Baton Rouge, La.
88	Fortson, Jody	TE	6-4	226	27	3	Valdosta State	CFA-19	Buffalo, N.Y.
13	Fryfogle, Ty	WR	6-2	205	24	1	Indiana	FA-23	Lucedale, Miss.
9	Gabbert, Blaine	QB	6-5	235	33	12	Missouri	FA-23	Ballwin, Mo.
42	Gathings, Izaiah	TE	6-4	222	22	R	Middle Tennessee State	FA-23	Statesville, N.C.
50	Gay, Willie	LB	6-1	243	25	4	Mississippi State	D2-20	Starkville, Miss.
72	Godrick, Chukwuebuka (Jason)	OT	6-5	295	22	R		CFA-23	Lagos, Nigeria
83	Gray, Noah	TE	6-3	240	24	3	Duke	D5a-21	Leominster, Mass.
60	Gutierrez, Sebastian	T	6-5	308	25	1	Minot State	FA-23	Pasco, Wash.
12	Hailassie, Kahlef	CB	6-1	194	22	R	Western Kentucky	CFA-23	Elk Grove, Calif.
68	Hardy, Anderson	C	6-6	301	23	R	Appalachian State	CFA-23	Raleigh, N.C.
94	Herring, Malik	DE	6-3	275	25	3	Georgia	CFA-21	Forsyth, Ga.
92	Hoskins, Phil	DT	6-5	315	26	1	Kentucky	FA-23	Toledo, Ohio
52	Humphrey, Creed	C	6-4	302	25	3	Oklahoma	D2b-21	Shawnee, Okla.
29	Jackson, Lamar	CB	6-2	212	25	3	Nebraska	FA-23	Elk Grove, Calif.
17	James, Richie	WR	5-9	185	27	6	Middle Tennessee State	FA-23	Sarasota, Fla.
44	Jones, Cam	LB	6-2	227	23	R	Indiana	CFA-23	Memphis, Tenn.
95	Jones, Chris	DT	6-6	310	29	8	Mississippi State	D2-16	Houston, Miss.
31	Jones, Nic	CB	6-0	189	21	R	Ball State	D7-23	Detroit, Mich.
57	Jones, Truman	DE	6-4	250	23	R	Harvard	CFA-23	Atlanta, Ga.
59	Kaindoh, Joshua	DE	6-6	260	24	2	Florida State	D4-21	Baltimore, Md.
56	Karlaftis, George	DE	6-4	263	22	2	Purdue	D1b-22	West Lafayette, Ind.
87	Kelce, Travis	TE	6-5	250	33	11	Cincinnati	D3a-13	Cleveland Heights, Ohio
75	Kinnard, Darian	T	6-5	322	23	1	Kentucky	D5-22	Knoxville, Tenn.
15	Mahomes, Patrick	QB	6-2	225	27	7	Texas Tech	D1-17	Tyler, Texas
22	McDuffie, Trent	CB	5-11	193	22	2	Washington	D1a-22	Westminster, Calif.
1	McKinnon, Jerick	RB	5-9	209	31	10	Georgia Southern	FA-21	Marietta, Ga.
24	Moore, Skyy	WR	5-10	195	22	2	Western Michigan	D2a-22	New Kensington, Pa.
64	Morris, Wanya	OL	6-6	307	22	R	Oklahoma	D3-23	Grayson, Ga.
77	Niang, Lucas	T	6-6	315	24	3	TCU	D3-20	New Canaan, Conn.
91	Nnadi, Derrick	DT	6-1	317	27	6	Florida State	D3a-18	Virginia Beach, Va.
46	Norman, Isaiah	S	6-0	206	25	R	Marshall	CFA-23	Memphis, Tenn.
6	Oladokun, Chris	QB	6-2	195	25	1	South Dakota State	FA-22	Tampa, Fla.
90	Omenihu, Charles	DE	6-5	280	25	5	Texas	FA-23	Rowlett, Texas
10	Pacheco, Isiah	RB	5-10	216	24	2	Rutgers	D7b-22	Vineland, N.J.
29	Perine, La'Mical	RB	5-11	216	25	2	Florida	FA-22	Mobile, Ala.
14	Powell, Cornell	WR	6-0	204	25	1	Clemson	D5b-21	Greenville, N.C.
34	Prince, Deneric	RB	6-0	216	23	R	Tulsa	CFA-23	Manvel, Texas
20	Reid, Justin	S	6-1	207	26	6	Stanford	FA-22	Prairieville, La.
61	Reiter, Austin	C	6-3	301	31	7	South Florida	FA-22	Bradenton, Fla.
27	Remigio, Nikko	WR	5-9	187	23	R	Fresno State	CFA-23	Orange, Calif.
4	Rice, Rashee	WR	6-1	204	23	R	SMU	D2-23	North Richland Hills, Texas
8	Ross, Justyn	WR	6-4	210	23	2	Clemson	CFA-22	Phenix City, Ala.
85	Scott, Ty	WR	6-1	199	24	R	Missouri State	FA-23	Estill, S.C.
71	Shelton, Danny	NT	6-2	345	29	8	Washington	FA-22	Auburn, Wash.
79	Smith, Donovan	T	6-6	338	30	9	Penn State	FA-23	Owings Mills, Md.
65	Smith, Trey	G	6-6	321	24	3	Tennessee	D6-21	Jackson, Tenn.
82	Smith-Marsette, Ihmir	WR	6-1	185	23	3	Iowa	FA-22	Newark, N.J.
38	Sneed, L'Jarvis	CB	6-1	192	26	4	LA Tech	D4-20	Minden, La.
74	Taylor, Jawaan	T	6-5	330	25	5	Florida	FA-23	Cocoa, Fla.
39	Taylor, Reese	CB	5-10	188	23	R	Purdue	CFA-23	Indianapolis, Ind.
53	Thompson, BJ	DE	6-6	243	24	R	Stephen F. Austin	D5-23	England, Ark.
62	Thuney, Joe	G	6-5	304	30	8	North Carolina State	FA-21	Centerville, Ohio
19	Toney, Kadarius	WR	6-0	193	24	3	Florida	T (NYG)-22	Mobile, Ala.
5	Townsend, Tommy	P	6-1	191	26	4	Florida	CFA-20	Orlando, Fla.
23	Tranquill, Drue	LB	6-2	234	27	5	Notre Dame	FA-23	Fort Wayne, Ind.
11	Valdes-Scantling, Marquez	WR	6-4	206	28	6	South Florida	FA-22	St. Petersburg, Fla.
76	Wanogho, Prince Tega	T	6-5	308	25	2	Auburn	FA-20	Elmore, Ala.
35	Watson, Jaylen	CB	6-2	197	24	2	Washington State	D7a-22	Augusta, Ga.
84	Watson, Justin	WR	6-2	215	27	6	Pennsylvania	FA-22	Bridgeville, Pa.
98	Wharton, Tershaw	DT	6-1	280	25	4	Missouri S&T	CFA-20	University City, Mo.
70	Williams, Chris	DT	6-3	302	25	2	Wagner	FA-23	Brooklyn, N.Y.
2	Williams, Joshua	CB	6-3	193	23	2	Fayetteville State	D4-22	Fayetteville, N.C.
41	Winchester, James	LS	6-3	209	34	9	Oklahoma	FA-15	Washington, Okla.
96	Wise, Daniel	DE	6-3	285	27	3	Kansas	FA-22	Carrollton, Texas
42	Witherstone, Anthony	CB	6-2	193	23	R	Merrimack	FA-23	Warwick, R.I.
<b>Reserve/Injured</b>									
13	Nazeeh Johnson	S	5-10	199	25	2	Marshall	D7c-22	Martinsburg, W.V.

**HEAD COACH:** Andy Reid

**OFFENSE:** Matt Nagy (Offensive Coordinator); Joe Bleymaier (Pass Game Coordinator); Porter Ellett (Asst. Running Backs); Connor Embree (Wide Receivers); David Girardi (Quarterbacks); Andy Heck (Offensive Line); Corey Mattheai (Asst. Offensive Line); Tom Melvin (Tight Ends); Todd Pinkston (Running Backs); Kevin Saxton (Offensive Asst.) Dan Williams (Offensive Quality Control/Asst. Quarterbacks).

**DEFENSE:** Steve Spagnuolo (Defensive Coordinator); Terry Bradden (Asst. Defensive Line); Joe Cullen (Defensive Line); Donald D'Alesio (Safeties); Brendan Daly (Linebackers); Ken Flajole (Outside Linebackers); Dave Merritt (Defensive Backs); Alex Whittingham (Defensive Quality Control); Rod Wilson (Defensive Asst.).

**SPECIALISTS:** Dave Toub (Asst. Head Coach/Special Teams Coordinator); Andy Hill (Asst. Special Teams).

**MISCELLANEOUS:** Ryan Reynolds (Head Strength & Conditioning/Dir. of Sports Science); Greg Carbin (Asst. Strength & Conditioning); Nick Cassetta (Asst. Strength & Conditioning); Spencer Reid (Asst. Strength & Conditioning); Mike Frazier (Statistical Analysis Coordinator).

# 2023 KANSAS CITY CHIEFS NUMERICAL ROSTER

(As of August 8, 2023)

NO.	NAME	POS.	HT.	WT.	AGE	EXP.	COLLEGE	HOW ACQ.	HOMETOWN
1	Jerick McKinnon	RB	5-9	209	31	10	Georgia Southern	FA-21	Marietta, Ga.
2	Joshua Williams	CB	6-3	193	23	2	Fayetteville State	D4-22	Fayetteville, N.C.
4	Rashee Rice	WR	6-1	204	23	R	SMU	D2-23	North Richland Hills, Texas
5	Tommy Townsend	P	6-1	191	26	4	Florida	CFA-20	Orlando, Fla.
6	Bryan Cook	S	6-1	206	23	2	Cincinnati	D2b-22	Cincinnati, Ohio
6	Chris Oladokun	QB	6-2	195	25	1	South Dakota State	FA-22	Tampa, Fla.
7	Harrison Butker	K	6-4	199	28	7	Georgia Tech	FA-17	Decatur, Ga.
8	Justyn Ross	WR	6-4	210	23	2	Clemson	CFA-22	Phenix City, Ala.
9	Blaine Gabbert	QB	6-5	235	33	12	Missouri	FA-23	Ballwin, Mo.
10	Isiah Pacheco	RB	5-10	216	24	2	Rutgers	D7b-22	Vineland, N.J.
11	Marquez Valdes-Scantling	WR	6-4	206	28	6	South Florida	FA-22	St. Petersburg, Fla.
12	Shane Buechele	QB	6-0	210	25	1	SMU	CFA-21	Arlington, Texas
12	Kahlel Hailassie	CB	6-1	194	22	R	Western Kentucky	CFA-23	Elk Grove, Calif.
13	Ty Fryfogle	WR	6-2	205	24	1	Indiana	FA-23	Lucedale, Miss.
14	Cornell Powell	WR	6-0	204	25	1	Clemson	D5b-21	Greenville, N.C.
15	Patrick Mahomes	QB	6-2	225	27	7	Texas Tech	D1-17	Tyler, Texas
17	Richie James	WR	5-9	185	27	6	Middle Tennessee State	FA-23	Sarasota, Fla.
19	Kadarius Toney	WR	6-0	193	24	3	Florida	T (NYG)-22	Mobile, Ala.
20	Justin Reid	S	6-1	207	26	6	Stanford	FA-22	Prairieville, La.
21	Mike Edwards	S	5-10	205	27	5	Kentucky	FA-23	Cincinnati, Ohio
22	Trent McDuffie	CB	5-11	193	22	2	Washington	D1a-22	Westminster, Calif.
23	Drue Tranquill	LB	6-2	234	27	5	Notre Dame	FA-23	Fort Wayne, Ind.
24	Sky Moore	WR	5-10	195	22	2	Western Michigan	D2a-22	New Kensington, Pa.
25	Clyde Edwards-Helaire	RB	5-7	207	24	4	LSU	D1-20	Baton Rouge, La.
26	Deon Bush	S	6-0	200	29	8	Miami	FA-22	Miami, Fla.
27	Chamarri Conner	DB	6-0	202	23	R	Virginia Tech	D4-23	Jacksonville, Fla.
27	Nikko Remigio	WR	5-9	187	23	R	Fresno State	CFA-23	Orange, Calif.
29	Lamar Jackson	CB	6-2	212	25	3	Nebraska	FA-23	Elk Grove, Calif.
29	La'Mical Perine	RB	5-11	216	25	2	Florida	FA-22	Mobile, Ala.
30	Dicaprio Bootle	CB	5-10	180	25	1	Nebraska	CFA-21	Miami, Fla.
31	Nic Jones	CB	6-0	189	21	R	Ball State	D7-23	Detroit, Mich.
32	Nick Bolton	LB	5-11	237	23	3	Missouri	D2a-21	Frisco, Texas
34	Deneric Prince	RB	6-0	216	23	R	Tulsa	CFA-23	Manvel, Texas
35	Jaylen Watson	CB	6-2	197	24	2	Washington State	D7a-22	Augusta, Ga.
38	L'Jarius Sneed	CB	6-1	192	26	4	LA Tech	D4-20	Minden, La.
39	Jerrion Ealy	WR/RB	5-8	187	22	1	Mississippi	CFA-22	Walnut Grove, Miss.
39	Reese Taylor	CB	5-10	188	23	R	Purdue	CFA-23	Indianapolis, Ind.
40	Ekow Boye-Doe	CB	6-0	177	23	R	Kansas State	CFA-23	Lawrence, Kan.
41	James Winchester	LS	6-3	209	34	9	Oklahoma	FA-15	Washington, Okla.
42	Izaiah Gathings	TE	6-4	222	22	R	Middle Tennessee State	FA-23	Statesville, N.C.
42	Anthony Witherstone	CB	6-2	193	23	R	Merrimack	FA-23	Wanwick, R.I.
43	Jack Cochrane	LB	6-3	236	24	2	South Dakota	CFA-22	Mount Vernon, Iowa
44	Cam Jones	LB	6-2	227	23	R	Indiana	CFA-23	Memphis, Tenn.
46	Isaiah Norman	S	6-0	206	24	R	Marshall	CFA-23	Memphis, Tenn.
47	Anthony Cook	S	6-1	188	23	R	Texas	CFA-23	Houston, Texas
48	Cole Christiansen	LB	6-1	230	26	1	Army	FA-22	Suffolk, Va.
49	Matt Bushman	TE	6-5	245	27	1	BYU	FA-22	Tucson, Ari.
50	Willie Gay	LB	6-1	243	25	4	Mississippi State	D2-20	Starkville, Miss.
51	Mike Danna	DE	6-2	257	25	4	Michigan	D5-20	Detroit, Mich.
52	Creed Humphrey	C	6-4	302	25	3	Oklahoma	D2b-21	Shawnee, Okla.
53	BJ Thompson	DE	6-6	243	24	R	Stephen F. Austin	D5-23	England, Ark.
54	Leo Chenal	LB	6-3	250	22	2	Wisconsin	D3-22	Grantsburg, Wis.
56	George Karlaftis	DE	6-4	263	22	2	Purdue	D1b-22	West Lafayette, Ind.
57	Truman Jones	DE	6-4	250	23	R	Harvard	CFA-23	Atlanta, Ga.
59	Joshua Kaindoh	DE	6-6	260	24	2	Florida State	D4-21	Baltimore, Md.
60	Sebastian Gutierrez	T	6-5	308	25	1	Minot State	FA-23	Pasco, Wash.
61	Austin Reiter	C	6-3	301	31	7	South Florida	FA-22	Bradenton, Fla.
62	Joe Thuney	G	6-5	304	30	8	North Carolina State	FA-21	Centerville, Ohio
64	Wanya Morris	OL	6-6	307	22	R	Oklahoma	D3-23	Grayson, Ga.
65	Trey Smith	G	6-6	321	24	3	Tennessee	D6-21	Jackson, Tenn.
66	Mike Caliendo	OL	6-4	301	25	1	Western Michigan	CFA-22	Brookfield, Wis.
67	Jerome Carvin	G	6-5	307	22	R	Tennessee	CFA-23	Memphis, Tenn.
68	Anderson Hardy	C	6-6	301	23	R	Appalachian State	CFA-23	Raleigh, N.C.
70	Chris Williams	DT	6-3	302	25	2	Wagner	FA-23	Brooklyn, N.Y.
71	Danny Shelton	NT	6-2	345	29	8	Washington	FA-22	Auburn, Wash.
72	Chukwuebuka (Jason) Godrick	OT	6-5	295	22	R		CFA-23	Lagos, Nigeria
73	Nick Allegretti	G	6-4	310	27	5	Illinois	D7-19	Frankfort, Ill.
74	Jawaan Taylor	T	6-5	330	25	5	Florida	FA-23	Cocoa, Fla.
75	Darian Kinnard	T	6-5	322	23	1	Kentucky	D5-22	Knoxville, Tenn.
76	Prince Tega Wanogho	T	6-5	308	25	2	Auburn	FA-20	Elmore, Ala.
77	Lucas Niang	T	6-6	315	24	3	TCU	D3-20	New Canaan, Conn.
79	Donovan Smith	T	6-6	338	30	9	Penn State	FA-23	Owings Mills, Md.
80	Kendall Blanton	TE	6-6	262	27	2	Missouri	FA-22	Blue Springs, Mo.
81	Blake Bell	TE	6-6	252	32	9	Oklahoma	FA-21	Wichita, Kan.
82	Ihmir Smith-Marsette	WR	6-1	185	23	3	Iowa	FA-22	Newark, N.J.
83	Noah Gray	TE	6-3	240	24	3	Duke	D5a-21	Leominster, Mass.
84	Justin Watson	WR	6-2	215	27	6	Pennsylvania	FA-22	Bridgeville, Pa.
85	Ty Scott	WR	6-1	199	24	R	Missouri State	FA-23	Estill, S.C.
87	Travis Kelce	TE	6-5	250	33	11	Cincinnati	D3a-13	Cleveland Heights, Ohio
88	Jody Fortson	TE	6-4	226	27	3	Valdosta State	CFA-19	Buffalo, N.Y.
89	Kekoa Crawford	WR	6-0	192	25	1	California	FA-23	Pasadena, Calif.
90	Charles Omenihu	DE	6-5	280	25	5	Texas	FA-23	Rowlett, Texas
91	Derrick Nnadi	DT	6-1	317	27	6	Florida State	D3a-18	Virginia Beach, Va.
92	Phil Hoskins	DT	6-5	315	26	1	Kentucky	FA-23	Toledo, Ohio
93	Matt Dickerson	DT	6-5	298	27	3	UCLA	FA-23	San Mateo, Calif.
94	Malik Herring	DE	6-3	275	25	3	Georgia	CFA-21	Forsyth, Ga.
95	Chris Jones	DT	6-6	310	29	8	Mississippi State	D2-16	Houston, Miss.
96	Daniel Wise	DE	6-3	285	27	3	Kansas	FA-22	Carrollton, Texas
97	Felix Anudike-Uzomah	DE	6-4	255	21	R	Kansas State	D1-23	Kansas City, Mo.
98	Tereshawn Wharton	DT	6-1	280	25	4	Missouri S&T	CFA-20	University City, Mo.
99	Keondre Coburn	DT	6-2	332	23	R	Texas	D6-23	Houston, Texas
13	<b>Reserve/Injured</b> Nazeeh Johnson	S	5-10	199	25	2	Marshall	D7c-22	Martinsburg, W.V.

**HEAD COACH:** Andy Reid

**OFFENSE:** Matt Nagy (Offensive Coordinator); Joe Bleymaier (Pass Game Coordinator); Porter Ellett (Asst. Running Backs); Connor Embree (Wide Receivers); David Girardi (Quarterbacks); Andy Heck (Offensive Line); Corey Matthei (Asst. Offensive Line); Tom Melvin (Tight Ends); Todd Pinkston (Running Backs); Kevin Saxton (Offensive Asst.); Dan Williams (Offensive Quality Control/Asst. Quarterbacks).

**DEFENSE:** Steve Spagnuolo (Defensive Coordinator); Terry Bradden (Asst. Defensive Line); Joe Cullen (Defensive Line); Donald D'Alesio (Safeties); Brendan Daly (Linebackers); Ken Flajole (Outside Linebackers); Dave Merritt (Defensive Backs); Alex Whittingham (Defensive Quality Control); Rod Wilson (Defensive Asst.).

**SPECIALISTS:** Dave Toub (Asst. Head Coach/Special Teams Coordinator); Andy Hill (Asst. Special Teams).

**MISCELLANEOUS:** Ryan Reynolds (Head Strength & Conditioning/Dir. of Sports Science); Greg Carbin (Asst. Strength & Conditioning); Nick Cassetta (Asst. Strength & Conditioning); Spencer Reid (Asst. Strength & Conditioning); Mike Frazier (Statistical Analysis Coordinator).

# 2023 KANSAS CITY CHIEFS POSITIONAL ROSTER

(As of August 8, 2023)

QUARTERBACKS (4)									
NO.	NAME	POS.	HT.	WT.	AGE	EXP.	COLLEGE	HOW ACQ.	HOMETOWN
12	Buechele, Shane	QB	6-0	210	25	1	SMU	CFA-21	Arlington, Texas
9	Gabbert, Blaine	QB	6-5	235	33	12	Missouri	FA-23	Ballwin, Mo.
15	Mahomes, Patrick	QB	6-2	225	27	7	Texas Tech	D1-17	Tyler, Texas
6	Oladokun, Chris	QB	6-2	195	25	1	South Dakota State	FA-22	Tampa, Fla.
RUNNING BACKS (5)									
NO.	NAME	POS.	HT.	WT.	AGE	EXP.	COLLEGE	HOW ACQ.	HOMETOWN
25	Edwards-Helaire, Clyde	RB	5-7	207	24	4	LSU	D1-20	Baton Rouge, La.
1	McKinnon, Jerick	RB	5-9	209	31	10	Georgia Southern	FA-21	Marietta, Ga.
10	Pacheco, Isaiah	RB	5-10	216	24	2	Rutgers	D7b-22	Vineland, N.J.
29	Perine, La'Mical	RB	5-11	216	25	2	Florida	FA-22	Mobile, Ala.
34	Prince, Deneric	RB	6-0	216	23	R	Tulsa	CFA-23	Manvel, Texas
WIDE RECEIVERS (14)									
NO.	NAME	POS.	HT.	WT.	AGE	EXP.	COLLEGE	HOW ACQ.	HOMETOWN
89	Crawford, Kekoa	WR	6-0	192	25	1	California	FA-23	Pasadena, Calif.
39	Ealy, Jerrion	WR/RB	5-8	187	22	1	Mississippi	CFA-22	Walnut Grove, Miss.
13	Fryfogle, Ty	WR	6-2	205	24	1	Indiana	FA-23	Lucedale, Miss.
17	James, Richie	WR	5-9	185	27	6	Middle Tennessee State	FA-23	Sarasota, Fla.
24	Moore, Sky	WR	5-10	195	22	2	Western Michigan	D2a-22	New Kensington, Pa.
14	Powell, Cornell	WR	6-0	204	25	1	Clemson	D5b-21	Greenville, N.C.
27	Remigio, Nikko	WR	5-9	187	23	R	Fresno State	CFA-23	Orange, Calif.
4	Rice, Rashee	WR	6-1	204	23	R	SMU	D2-23	North Richland Hills, Texas
8	Ross, Justyn	WR	6-4	210	23	2	Clemson	CFA-22	Phenix City, Ala.
85	Scott, Ty	WR	6-1	199	24	R	Missouri State	FA-23	Estil, S.C.
82	Smith-Marsette, Ihmir	WR	6-1	185	23	3	Iowa	FA-22	Newark, N.J.
19	Toney, Kadarius	WR	6-0	193	24	3	Florida	T (NYG)-22	Mobile, Ala.
11	Valdes-Scantling, Marquez	WR	6-4	206	28	6	South Florida	FA-22	St. Petersburg, Fla.
84	Watson, Justin	WR	6-2	215	27	6	Pennsylvania	FA-22	Bridgeville, Pa.
TIGHT ENDS (7)									
NO.	NAME	POS.	HT.	WT.	AGE	EXP.	COLLEGE	HOW ACQ.	HOMETOWN
81	Bell, Blake	TE	6-6	252	32	9	Oklahoma	FA-21	Wichita, Kan.
80	Blanton, Kendall	TE	6-6	262	27	2	Missouri	FA-22	Blue Springs, Mo.
49	Bushman, Matt	TE	6-5	245	27	1	BYU	FA-22	Tucson, Ari.
88	Fortson, Jody	TE	6-4	226	27	3	Valdosta State	CFA-19	Buffalo, N.Y.
42	Gathings, Iziah	TE	6-4	222	22	R	Middle Tennessee State	FA-23	Statesville, N.C.
83	Gray, Noah	TE	6-3	240	24	3	Duke	D5a-21	Leominster, Mass.
87	Kelce, Travis	TE	6-5	250	33	11	Cincinnati	D3a-13	Cleveland Heights, Ohio
OFFENSIVE LINE (16)									
NO.	NAME	POS.	HT.	WT.	AGE	EXP.	COLLEGE	HOW ACQ.	HOMETOWN
73	Allegretti, Nick	G	6-4	310	27	5	Illinois	D7-19	Frankfort, Ill.
66	Caliendo, Mike	OL	6-4	301	25	1	Western Michigan	CFA-22	Brookfield, Wis.
67	Carvin, Jerome	G	6-5	307	22	R	Tennessee	CFA-23	Memphis, Tenn.
72	Godrick, Chukwuebuka (Jason)	OT	6-5	295	22	R		CFA-23	Lagos, Nigeria
60	Gutierrez, Sebastian	T	6-5	308	25	1	Minot State	FA-23	Pasco, Wash.
68	Hardy, Anderson	C	6-6	301	23	R	Appalachian State	CFA-23	Raleigh, N.C.
52	Humphrey, Creed	C	6-4	302	25	3	Oklahoma	D2b-21	Shawnee, Okla.
75	Kinnard, Darian	T	6-5	322	23	1	Kentucky	D5-22	Knoxville, Tenn.
64	Morris, Wanya	OL	6-6	307	22	R	Oklahoma	D3-23	Grayson, Ga.
77	Niang, Lucas	T	6-6	315	24	3	TCU	D3-20	New Canaan, Conn.
61	Reiter, Austin	C	6-3	301	31	7	South Florida	FA-22	Bradenton, Fla.
79	Smith, Donovan	T	6-6	338	30	9	Penn State	FA-23	Owings Mills, Md.
65	Smith, Trey	G	6-6	321	24	3	Tennessee	D6-21	Jackson, Tenn.
74	Taylor, Jawaan	T	6-5	330	25	5	Florida	FA-23	Cocoa, Fla.
62	Thuney, Joe	G	6-5	304	30	8	North Carolina State	FA-21	Centerville, Ohio
76	Wanogho, Prince Tega	T	6-5	308	25	2	Auburn	FA-20	Elmore, Ala.
DEFENSIVE LINE (17)									
NO.	NAME	POS.	HT.	WT.	AGE	EXP.	COLLEGE	HOW ACQ.	HOMETOWN
97	Anudike-Uzomah, Felix	DE	6-4	255	21	R	Kansas State	D1-23	Kansas City, Mo.
99	Coburn, Keondre	DT	6-2	332	23	R	Texas	D6-23	Houston, Texas
51	Danna, Mike	DE	6-2	257	25	4	Michigan	D5-20	Detroit, Mich.
93	Dickerson, Matt	DT	6-5	298	27	3	UCLA	FA-23	San Mateo, Calif.
94	Herring, Malik	DE	6-3	275	25	3	Georgia	CFA-21	Forsyth, Ga.
92	Hoskins, Phil	DT	6-5	315	26	1	Kentucky	FA-23	Toledo, Ohio
95	Jones, Chris	DT	6-6	310	29	8	Mississippi State	D2-16	Houston, Miss.
57	Jones, Truman	DE	6-4	250	23	R	Harvard	CFA-23	Atlanta, Ga.
59	Kaindoh, Joshua	DE	6-6	260	24	2	Florida State	D4-21	Baltimore, Md.
56	Karlaftis, George	DE	6-4	263	22	2	Purdue	D1b-22	West Lafayette, Ind.
91	Nnadi, Derrick	DT	6-1	317	27	6	Florida State	D3a-18	Virginia Beach, Va.
90	Omenihu, Charles	DE	6-5	280	25	5	Texas	FA-23	Rowlett, Texas
71	Shelton, Danny	NT	6-2	345	29	8	Washington	FA-22	Auburn, Wash.
53	Thompson, BJ	DE	6-6	243	24	R	Stephen F. Austin	D5-23	England, Ark.
98	Wharton, Tershawn	DT	6-1	280	25	4	Missouri S&T	CFA-20	University City, Mo.
70	Williams, Chris	DT	6-3	302	25	2	Wagner	FA-23	Brooklyn, N.Y.
96	Wise, Daniel	DE	6-3	285	27	3	Kansas	FA-22	Carrollton, Texas
LINEBACKERS (7)									
NO.	NAME	POS.	HT.	WT.	AGE	EXP.	COLLEGE	HOW ACQ.	HOMETOWN
32	Bolton, Nick	LB	5-11	237	23	3	Missouri	D2a-21	Frisco, Texas
54	Chenal, Leo	LB	6-3	250	22	2	Wisconsin	D3-22	Grantsburg, Wis.
48	Christiansen, Cole	LB	6-1	230	26	1	Army	FA-22	Suffolk, Va.
43	Cochrane, Jack	LB	6-3	236	24	2	South Dakota	CFA-22	Mount Vernon, Iowa
50	Gay, Willie	LB	6-1	243	25	4	Mississippi State	D2-20	Starkville, Miss.
44	Jones, Cam	LB	6-2	227	23	R	Indiana	CFA-23	Memphis, Tenn.
23	Tranquill, Druce	LB	6-2	234	27	5	Notre Dame	FA-23	Fort Wayne, Ind.
DEFENSIVE BACKS (18)									
NO.	NAME	POS.	HT.	WT.	AGE	EXP.	COLLEGE	HOW ACQ.	HOMETOWN
30	Bootle, Dicaprio	CB	5-10	180	25	1	Nebraska	CFA-21	Miami, Fla.
40	Boye-Doe, Ekow	CB	6-0	177	23	R	Kansas State	CFA-23	Lawrence, Kan.
26	Bush, Deon	S	6-0	200	29	8	Miami	FA-22	Miami, Fla.
27	Conner, Chamarrri	DB	6-0	202	23	R	Virginia Tech	D4-23	Jacksonville, Fla.
47	Cook, Anthony	S	6-1	188	23	R	Texas	CFA-23	Houston, Texas
6	Cook, Bryan	S	6-1	206	23	2	Cincinnati	D2b-22	Cincinnati, Ohio
21	Edwards, Mike	S	5-10	205	27	5	Kentucky	FA-23	Cincinnati, Ohio
12	Hailassie, Kahlief	CB	6-1	194	22	R	Western Kentucky	CFA-23	Elk Grove, Calif.
29	Jackson, Lamar	CB	6-2	212	25	3	Nebraska	FA-23	Elk Grove, Calif.
31	Jones, Nic	CB	6-0	189	21	R	Ball State	D7-23	Detroit, Mich.
22	McDuffie, Trent	CB	5-11	193	22	2	Washington	D1a-22	Westminster, Calif.
46	Norman, Isaiah	S	6-0	206	25	R	Marshall	CFA-23	Memphis, Tenn.
20	Reid, Justin	S	6-1	207	26	6	Stanford	FA-22	Prairieville, La.
38	Sneed, L'Jarius	CB	6-1	192	26	4	LA Tech	D4-20	Minden, La.
39	Taylor, Reese	CB	5-10	188	23	R	Purdue	CFA-23	Indianapolis, Ind.
35	Watson, Jaylen	CB	6-2	197	24	2	Washington State	D7a-22	Augusta, Ga.
2	Williams, Joshua	CB	6-3	193	23	2	Fayetteville State	D4-22	Fayetteville, N.C.
42	Witherstone, Anthony	CB	6-2	193	23	R	Merrimack	FA-23	Warwick, R.I.
SPECIALISTS (3)									
NO.	NAME	POS.	HT.	WT.	AGE	EXP.	COLLEGE	HOW ACQ.	HOMETOWN
7	Butker, Harrison	K	6-4	199	28	7	Georgia Tech	FA-17	Decatur, Ga.
5	Townsend, Tommy	P	6-1	191	26	4	Florida	CFA-20	Orlando, Fla.
41	Winchester, James	LS	6-3	209	34	9	Oklahoma	FA-15	Washington, Okla.

# 2023 KANSAS CITY CHIEFS 2023 UNOFFICIAL DEPTH CHART

(As of August 8, 2023)

## OFFENSE

WR	24 Skyy Moore	17 Richie James	8 Justyn Ross	14 Cornell Powell
LT	79 Donovan Smith	76 Prince Tega Wanogho	<u>64 Wanya Morris</u>	
LG	62 Joe Thuney	66 Mike Caliendo	60 Sebastian Gutierrez	
C	52 Creed Humphrey	73 Nick Allegretti	61 Austin Reiter	
RG	65 Trey Smith	75 Darian Kinnard	<u>67 Jerome Carvin</u>	<u>68 Anderson Hardy</u>
RT	74 Jawaan Taylor	77 Lucas Niang	<u>72 Jason Godrick</u>	
TE	87 Travis Kelce	83 Noah Gray	81 Blake Bell	88 Jody Fortson
		49 Matt Bushman	80 Kendall Blanton	<u>42 Izaiah Gathings</u>
WR	11 Marquez Valdes-Scantling	84 Justin Watson	82 Ihmir Smith-Marsette	89 Kekoa Crawford
				<u>85 Ty Scott</u>
QB	15 Patrick Mahomes	9 Blaine Gabbert	12 Shane Buechele	6 Chris Oladokun
RB	10 Isiah Pacheco	1 Jerick McKinnon	25 Clyde Edwards-Helaire	<u>34 Deneric Prince</u>
			29 La'Mical Perine	39 Jerrion Ealy
WR	19 Kadarius Toney	<u>4 Rashee Rice</u>	<u>27 Nikko Remigio</u>	13 Ty Fryfogle

## DEFENSE

DE	56 George Karlaftis	90 Charles Omenihu	59 Joshua Kaindoh	<u>57 Truman Jones</u>
DT	95 Chris Jones	96 Daniel Wise	92 Phil Hoskins	98 Tershawn Wharton
DT	91 Derrick Nnadi	71 Danny Shelton	99 Keondre Coburn	93 Matt Dickerson
			70 Chris Williams	
DE	51 Mike Danna	94 Malik Herring	<u>97 Felix Anudike-Uzomah</u>	<u>53 BJ Thompson</u>
LB	50 Willie Gay	43 Jack Cochrane	<u>44 Cam Jones</u>	
LB	32 Nick Bolton	23 Drue Tranquill		
LB	54 Leo Chenal	48 Cole Christiansen		
CB	22 Trent McDuffie	2 Joshua Williams	<u>40 Ekow Boye-Doe</u>	30 Dicaprio Bootle
CB	38 L'Jarius Sneed	35 Jaylen Watson	<u>31 Nic Jones</u>	<u>12 Kahleef Hailassie</u>
		<u>29 Lamar Jackson</u>	<u>39 Reese Taylor</u>	<u>42 Anthony Witherstone</u>
S	20 Justin Reid	21 Mike Edwards	<u>47 Anthony Cook</u>	<u>46 Isaiah Norman</u>
S	6 Bryan Cook	<u>27 Chamarrri Conner</u>	26 Deon Bush	

## SPECIALISTS

P	5 Tommy Townsend		
K	7 Harrison Butker		
H	5 Tommy Townsend		
LS	41 James Winchester		
PR	17 Richie James	82 Ihmir Smith-Marsette	<u>27 Nikko Remigio</u>
KR	<u>34 Deneric Prince</u>	17 Richie James	82 Ihmir Smith-Marsette

Rookies Underlined

## PRONUNCIATION GUIDE

Nick Allegretti	al-uh-GRET-ee
Felix Anudike-Uzomah	ANN-you-DEE-kay you-ZAH-muh
Shane Buechele	BOO-shell
Leo Chenal	shuh-NELL
Nazeeh Johnson	nah-ZEE
Joshua Kaindoh	CANE-dough
Travis Kelce	KEL-see
Lucas Niang	KNEE-yang
Derrick Nnadi	NAH-dee
Isiah Pacheco	pa-CHECK-co
Joe Thuney	TOO-nee
Marquez Valdes-Scantling	mar-KWEZ
Prince Tega Wanogho	TAY-guh wah-NO-go
Andrew Wylie	WHY-lee
Ekow Boye-Doe	Echo BOY-dough



## HOW THE 2023 CHIEFS ROSTER WAS BUILT

(As of August 8, 2023)

YEAR	DRAFT	FREE AGENTS	TRADE/WAIVERS
2013	TE Travis Kelce (3a)		
2014			
2015		LS James Winchester (FA)	
2016	DT Chris Jones (2)		
2017	QB Patrick Mahomes (1)	K Harrison Butker (FA)	
2018	DT Derrick Nnadi (3a)		
2019	G Nick Allegretti (7)	TE Jody Fortson (CFA)	
2020	RB Clyde Edwards-Helaire (1) LB Willie Gay (2) T Lucas Niang (3) CB L'Jarius Sneed (4) DE Mike Danna (5)	P Tommy Townsend (CFA) T Prince Tega Wanogho (FA) DT Tershawn Wharton (CFA)	
2021	LB Nick Bolton (2a) C Creed Humphrey (2b) DE Joshua Kaindoh (4) TE Noah Gray (5a) WR Cornell Powell (5b) G Trey Smith (6)	TE Blake Bell (FA) CB Dicaprio Bootle (CFA) QB Shane Buechele (CFA) DE Malik Herring (CFA) RB Jerick McKinnon (FA) G Joe Thuney (FA)	
2022	CB Trent McDuffie (1a) DE George Karlaftis (1b) WR Skyy Moore (2a) S Bryan Cook (2b) LB Leo Chenal (3) CB Joshua Williams (4) T Darian Kinnard (5) CB Jaylen Watson (7a) RB Isiah Pacheco (7b) S Nazeeh Johnson (7c)	TE Kendall Blanton (FA) S Deon Bush (FA) TE Matt Bushman (FA) OL Mike Caliendo (CFA) LB Cole Christiansen (FA) LB Jack Cochrane (CFA) WR/RB Jerrion Ealy (CFA) QB Chris Oladokun (FA) RB La'Mical Perine (FA) S Justin Reid (FA) C Austin Reiter (FA) WR Justyn Ross (CFA) NT Danny Shelton (FA) WR Ihmir Smith-Marsette (FA) WR Marquez Valdes-Scantling (FA) WR Justin Watson (FA) DE Daniel Wise (FA)	WR Kadarius Toney (T/NYG)
2023	DE Felix Anudike-Uzomah (1) WR Rashee Rice (2) OL Wanya Morris (3) DB Chamarri Conner (4) DE BJ Thompson (5) DT Keondre Coburn (6) CB Nic Jones (7)	CB Ekow Boye-Doe (CFA) G Jerome Carvin (CFA) S Anthony Cook (CFA) WR Crawford, Kekoa (FA) DT Matt Dickerson (FA) S Mike Edwards (FA) WR Ty Fryfogle (FA) QB Blaine Gabbert (FA) TE Izaiah Gathings (FA) T Chukwuebuka (Jason) Godrick (CFA) T Sebastian Gutierrez (FA) CB Kahlef Hailassie (CFA) T Anderson Hardy (CFA) DT Phil Hoskins (FA) CB Lamar Jackson (FA) WR Richie James (FA) LB Cam Jones (CFA) DE Truman Jones (CFA) S Isaiah Norman (CFA) DE Charles Omenihu (FA) RB Deneric Prince (CFA) WR Nikko Remigio (CFA) WR Ty Scott (FA) T Donovan Smith (FA) T Jawaan Taylor (FA) CB Reese Taylor (CFA) LB Drue Tranquill (FA) DT Chris Williams (FA) CB Anthony Witherstone (FA)	
<b>TOTAL ROSTER BREAKDOWN</b>		36 Free Agents	1 Trades
	33 Draft Choices	22 College Free Agents	

## 2023 CHIEFS ROSTER BY EXPERIENCE

(As of August 8, 2023)

<u>12th Year (1)</u>	<u>6th Year (5)</u>	<u>3rd Year (12)</u>	<u>1st Year (13)</u>
QB Blaine Gabbert	WR Richie James	LB Nick Bolton	CB Dicaprio Bootle
	DT Derrick Nnadi	DT Matt Dickerson	QB Shane Buechele
<u>11th Year (1)</u>	S Justin Reid	TE Jody Fortson	TE Matt Bushman
TE Travis Kelce	WR Marquez Valdes-Scantling	TE Noah Gray	OL Mike Caliendo
	WR Justin Watson	DE Malik Herring	LB Cole Christiansen
<u>10th Year (1)</u>		C Creed Humphrey	WR Crawford, Kekoa
RB Jerick McKinnon		CB Lamar Jackson	WR/RB Jerriion Ealy
	<u>5th Year (5)</u>	T Lucas Niang	WR Ty Fryfogle
	G Nick Allegretti	G Trey Smith	T Sebastian Gutierrez
<u>9th Year (3)</u>	S Mike Edwards	WR Ihmir Smith-Marsette	DT Phil Hoskins
TE Blake Bell	DE Charles Omenihu	WR Kadarius Toney	T Darian Kinnard
T Donovan Smith	T Jawaan Taylor	DE Daniel Wise	QB Chris Oladokun
LS James Winchester	LB Drue Tranquill		WR Cornell Powell
<u>8th Year (4)</u>		<u>2nd Year (16)</u>	
S Deon Bush		TE Kendall Blanton	<u>Rookie (22)</u>
DT Chris Jones	<u>4th Year (6)</u>	LB Leo Chenal	DE Felix Anudike-Uzomah
NT Danny Shelton	DE Mike Danna	LB Jack Cochrane	CB Ekow Boye-Doe
G Joe Thuney	RB Clyde Edwards-Helaire	S Bryan Cook	G Jerome Carvin
	LB Willie Gay	S Nazeeh Johnson	DT Keondre Coburn
<u>7th Year (3)</u>	CB L'Jarius Sneed	DE Joshua Kaindoh	DB Chamarri Conner
K Harrison Butker	P Tommy Townsend	DE George Karlaftis	S Anthony Cook
QB Patrick Mahomes	DT Tershawn Wharton	CB Trent McDuffie	TE Izaiah Gathings
C Austin Reiter		WR Skyy Moore	T Chukwuebuka (Jason) Godwick
		RB Isiah Pacheco	CB Kahlef Hallassie
		RB La'Mical Perine	T Anderson Hardy
		WR Justyn Ross	LB Cam Jones
		T Prince Tega Wanogho	CB Nic Jones
		CB Jaylen Watson	DE Truman Jones
		DT Chris Williams	OL Wanya Morris
		CB Joshua Williams	S Isaiah Norman
			RB Deneric Prince
			WR Nikko Remigio
			WR Rashee Rice
			WR Ty Scott
			CB Reese Taylor
			DE BJ Thompson
			CB Anthony Witherstone

## 2023 CHIEFS ROSTER BY DRAFT ROUND

[Overall selection in brackets]

<u>1st Round (9)</u>
[10] QB Blaine Gabbert (2011-JAX) [10] QB Patrick Mahomes (2017) [12] NT Danny Shelton (2015-CLE) [20] WR Kadarius Toney (2021-NYG) [21] CB Trent McDuffie (2022) [30] DE George Karlaftis (2022) [31] DE Felix Anudike-Uzomah (2023) [32] RB Clyde Edwards-Helaire (2020)
<u>2nd Round (8)</u>
[34] T Donovan Smith (2015-TB) [35] T Jawaan Taylor (2019-JAX) [37] DT Chris Jones (2016) [54] WR Skyy Moore (2022) [55] WR Rashee Rice (2023) [58] LB Nick Bolton (2021) [62] S Bryan Cook (2022) [63] LB Willie Gay (2020) [63] C Creed Humphrey (2021)
<u>3rd Round (9)</u>
[63] TE Travis Kelce (2013) [68] S Justin Reid (2018-HOU) [75] DT Derrick Nnadi (2018) [78] G Joe Thuney (2016-NE) [92] Wanya Morris (2023) [96] RB Jerick McKinnon (2014-MIN) [96] T Lucas Niang (2020) [99] S Mike Edwards (2019-TB) [103] LB Leo Chenal (2022)
<u>4th Round (8)</u>
[117] TE Blake Bell (2015-SF) [119] DB Chamarri Conner (2023) [120] RB La'Mical Perine (2020-NYJ) [124] S Deon Bush (2016-CHI) [130] LB Drue Tranquill (2019-LAC) [135] CB Joshua Williams (2022) [138] CB L'Jarius Sneed (2020) [144] DE Joshua Kaindoh (2021)
<u>5th Round (9)</u>
[144] WR Justin Watson (2018-TB) [145] T Darian Kinnard (2022) [157] WR Ihmir Smith-Marsette (2021-MIN) [161] DE Charles Omenihu (2019-HOU) [162] TE Noah Gray (2021) [166] DE BJ Thompson (2023) [174] WR Marquez Valdes-Scantling (2018-GB) [177] DE Mike Danna (2020) [181] WR Cornell Powell (2021)
<u>6th Round (3)</u>
[194] DT Keondre Coburn (2023) [210] T Prince Tega Wanogho (2020-PHI) [226] G Trey Smith (2021)
<u>7th Round (10)</u>
[216] G Nick Allegretti (2019) [222] C Austin Reiter (2015-WAS) [232] DT Phil Hoskins (2021-CAR) [233] K Harrison Butker (2017-CAR) [240] WR Richie James (2018-SF) [241] QB Chris Oladokun (2022-PIT) [243] CB Jaylen Watson (2022) [250] CB Nic Jones (2023) [251] RB Isiah Pacheco (2022) [259] S Nazeeh Johnson (2022)
<u>Undrafted (34)</u>
LS James Winchester (2013-PHI), DT Matt Dickerson (2018), TE Kendall Blanton (2019-LAR), TE Jody Fortson (2019), DE Daniel Wise (2019-DAL), LB Cole Christiansen (2020-LAC), CB Lamar Jackson (2020-NYJ), P Tommy Townsend (2020), DT Tershawn Wharton (2020), DT Chris Williams (2020-IND), CB Dicaprio Bootle (2021), QB Shane Buechele (2021), TE Matt Bushman (2021-LV), DE Malik Herring (2021), OL Mike Caliendo (2022), LB Jack Cochrane (2022), WR/RB Jerriion Ealy (2022), WR Ty Fryfogle (2022-DAL), T Sebastian Gutierrez (2022), WR Justyn Ross (2022), CB Ekow Boye-Doe (2023), G Jerome Carvin (2023), S Anthony Cook (2023), WR Kekoa Crawford (2023), TE Izaiah Gathings (2023) T Chukwuebuka (Jason) Godwick (2023), CB Kahlef Hallassie (2023), T Anderson Hardy (2023), LB Cam Jones (2023), DE Truman Jones (2023), S Isaiah Norman (2023), RB Deneric Prince (2023), WR Nikko Remigio (2023), CB Reese Taylor (2023), CB Anthony Witherstone (2023).

# KANSAS CITY CHIEFS 2023 TRANSACTIONS

(as of 8/7/23)

Date	Player	Transaction
Jan. 9	FRYFOGLE, Ty WR	Signed to Reserve/Future
Jan. 9	ROSS, John WR	Signed to Reserve/Future
Feb. 3	WISE, Daniel DE	Signed to Reserve/Future
Feb. 14	BLANTON, Kendall TE	Signed to Reserve/Future
Feb. 14	BOOTLE, Dicaprio CB	Signed to Reserve/Future
Feb. 14	BUSHMAN, Matt TE	Signed to Reserve/Future
Feb. 14	CALIENDO, Mike G	Signed to Reserve/Future
Feb. 14	CHRISTIANSEN, Cole LB	Signed to Reserve/Future
Feb. 14	EALY, Jerrion WR	Signed to Reserve/Future
Feb. 14	OLADOKUN, Chris QB	Signed to Reserve/Future
Feb. 14	PERINE, La'Mical RB	Signed to Reserve/Future
Feb. 14	REITER, Austin C	Signed to Reserve/Future
Feb. 14	SHELTON, Danny DT	Signed to Reserve/Future
Feb. 14	SMITH-MARSETTE, Ihmir WR	Signed to Reserve/Future
Feb. 15	POWELL, Cornell WR	Signed to Reserve/Future
Mar. 7	CLARK, Frank DE	Released
Mar. 14	WANOGHO, Prince Tega T	Renegotiated Contract
Mar. 14	WHARTON, Tershawn DT	Renegotiated Contract
Mar. 16	OMENIHU, Charles DE	Signed
Mar. 16	TAYLOR, Jawaan T	Signed
Mar. 17	ALLEGRETTI, Nick G	Signed
Mar. 20	EDWARDS, Mike S	Signed
Mar. 21	TRANQUILL, Drue LB	Signed
Mar. 23	NNADI, Derrick DT	Signed
Mar. 24	BELL, Blake TE	Signed
Mar. 24	COWART, Byron DT	Signed
Mar. 24	HOSKINS, Phil DT	Signed
Apr. 3	BUSH, Deon S	Signed
Apr. 11	JAMES, Richie WR	Signed
Apr. 17	WATSON, Justin WR	Signed
Apr. 19	GABBERT, Blaine QB	Signed
Apr. 27	ANUDIKE-UZOMAH, Felix DE	Drafted 1 <sup>st</sup> Round
Apr. 28	RICE, Rashee WR	Drafted 2 <sup>nd</sup> Round
Apr. 28	MORRIS, Wanya OL	Drafted 3 <sup>rd</sup> Round
Apr. 29	CONNER, Chamarri DB	Drafted 4 <sup>th</sup> Round
Apr. 29	THOMPSON, BJ DE	Drafted 5 <sup>th</sup> Round
Apr. 29	COBURN, Keondre DT	Drafted 6 <sup>th</sup> Round
Apr. 29	JONES, Nic CB	Drafted 7 <sup>th</sup> Round
May 2	McKINNON, Jerick RB	Signed
May 3	SMITH, Donovan T	Signed
May 6	BRASWELL, Montrae CB	Signed
May 6	CARVIN, Jerome G	Signed
May 6	COOK, Anthony S	Signed
May 6	HARDY, Anderson T	Signed
May 6	HAYNES, Blake T	Signed
May 6	JONES, Cam LB	Signed
May 6	JONES, Truman DE	Signed
May 6	MANUEL, Martez S	Signed
May 6	MOORE, Isaiah LB	Signed
May 6	NORMAN, Isaiah S	Signed
May 6	PRINCE, Deneric RB	Signed
May 6	REMIGIO, Nikko WR	Signed
May 6	SCOTT, Ty WR	Signed
May 6	TAYLOR, Reese CB	Signed
May 6	WITHERSTONE, Anthony CB	Signed
May 6	GODRICK, Chukwuebuka Jason T	Signed
May 6	HAILASSIE, Kahlef CB	Signed
May 9	GUTIERREZ, Sebastian T	Signed
May 9	BRASWELL, Montrae CB	Released
May 9	HAYNES, Blake T	Released
May 10	DICKERSON, Matt DT	Signed
May 10	JACKSON, Lamar CB	Signed
May 10	WILLIAMS, Chris DT	Signed
May 10	COWART, Byron DT	Released
May 10	MANUEL, Martez S	Released
May 15	BOYE-DOE, Ekow CB	Signed
May 15	SCOTT, Ty WR	Released
May 15	COBURN, Keondre DT	Signed
May 15	CONNER, Chamarri DB	Signed
May 15	JONES, Nic CB	Signed
May 15	MORRIS, Wanya T	Signed
May 15	THOMPSON, B.J. DE	Signed
May 19	ANUDIKE-UZOMAH, Felix DE	Signed
June 15	RICE, Rashee, WR	Signed
June 15	BUECHELE, Shane, QB	Signed
June 15	FORTSON, Jody, TE	Signed
June 15	CRAWFORD, Kekoa, WR	Signed
June 15	WITHERSTONE, Anthony, CB	Released
July 19	WHARTON, Tershawn, DT	Placed on Active/PUP
July 26	ROSS, John, WR	Retired
July 27	SCOTT, Ty, WR	Signed
July 30	JOHNSON, Nazeeh, CB	Placed on Injured/Reserve
July 30	MOORE, Isaiah, LB	Placed on Injured/Reserve
July 30	GATHINGS, Izaiah, TE	Signed
July 30	WITHERSTONE, Anthony, CB	Signed
Aug. 7	MOORE, Isaiah, LB	Released/Injury Settlement

# GAME-BY-GAME OFFENSE

## 2022 REGULAR SEASON CHIEFS GAME-BY-GAME OFFENSE

	09/11	09/15	09/25	10/02	10/10	10/16	10/23	11/06	11/13	11/20	11/27	12/04	12/11	12/18	12/24	01/01	01/07	Totals
	@	LAC	@	@	LV	BUF	@	TEN	JAX	@	LAR	@	@	@	SEA	DEN	@	
	ARI		IND	TB			SF			LAC		CIN	DEN	HOU		DEN	LV	
<b>FIRST DOWNS</b>																		
Total	33	15	20	27	29	23	24	29	26	23	29	20	20	33	14	22	21	<b>408</b>
Rushing	7	2	6	8	7	4	4	5	7	7	6	9	5	11	3	3	11	<b>105</b>
Passing	22	11	12	17	18	16	19	23	17	15	20	11	15	20	9	18	9	<b>272</b>
Penalty	4	2	2	2	4	3	1	1	2	1	3	0	0	2	2	1	1	<b>31</b>
<b>THIRD DOWNS</b>																		
Attempts	8	12	10	17	12	11	9	19	10	10	11	11	12	12	11	9	9	<b>193</b>
Converted	5	4	3	12	7	4	6	8	7	5	5	6	6	6	3	2	5	<b>94</b>
Percentage	62.5%	33.3%	30.0%	70.6%	58.3%	36.4%	66.7%	42.1%	70.0%	50.0%	45.5%	54.5%	50.0%	50.0%	27.3%	22.2%	55.6%	<b>48.7%</b>
<b>FOURTH DOWNS</b>																		
Attempts	1	0	2	1	0	1	0	2	1	0	0	2	0	0	1	1	0	<b>12</b>
Converted	1	0	1	0	0	1	0	2	1	0	0	2	0	0	0	1	0	<b>9</b>
Percentage	100.0%	0	50.0%	0.0%	0	100.0%	0	100.0%	100.0%	0	0	100.0%	0	0	0.0%	100.0%	0	<b>75.0%</b>
<b>TOT. OFFENSE</b>																		
Net Yards	488	319	315	417	368	387	529	499	486	485	437	349	431	502	297	374	349	<b>7,032</b>
Plays	66	54	60	77	69	61	58	91	62	62	72	54	67	76	51	58	56	<b>1,094</b>
Avg./Play	7.4	5.9	5.3	5.4	5.3	6.3	9.1	5.5	7.8	7.8	6.1	6.5	6.4	6.6	5.8	6.4	6.2	<b>6.4</b>
<b>RUSHING</b>																		
Net Yards	128	93	58	189	103	68	112	77	155	163	117	138	89	189	77	46	168	<b>1,970</b>
Rush. Att.	27	18	23	37	23	18	21	19	27	27	30	25	23	33	22	16	28	<b>417</b>
Avg./Att.	4.7	5.2	2.5	5.1	4.5	3.8	5.3	4.1	5.7	6.0	3.9	5.5	3.9	5.7	3.5	2.9	6.0	<b>4.7</b>
<b>PASSING</b>																		
Net Yards	360	226	257	228	265	319	417	422	331	322	320	211	342	313	220	328	181	<b>5,062</b>
Attempts	39	35	36	37	43	40	36	68	35	34	42	27	42	41	28	42	26	<b>651</b>
Completions	30	24	20	23	29	25	25	43	26	20	27	16	28	36	16	29	18	<b>435</b>
Intercepted	0	0	1	1	0	2	1	1	1	0	1	0	3	0	0	1	0	<b>12</b>
Gross Yards	360	235	262	249	292	338	423	446	331	329	320	223	352	336	224	328	202	<b>5,250</b>
Sacked	0.0	1.0	1.0	3.0	3.0	3.0	1.0	4.0	0.0	1.0	0.0	2.0	2.0	2.0	1.0	0.0	2.0	<b>26.0</b>
Yards Lost	0	9	5	21	27	19	6	24	0	7	0	12	10	23	4	0	21	<b>188</b>
<b>ADVANCES</b>																		
Rushes	27	18	23	37	23	18	21	19	27	27	30	25	23	33	22	16	28	<b>417</b>
Completions	30	24	20	23	29	25	25	43	26	20	27	16	28	36	16	29	18	<b>435</b>
Totals	57	42	43	60	52	43	46	62	53	47	57	41	51	69	38	45	46	<b>852</b>
Total Drives	10	11	10	11	10	10	10	13	10	11	8	8	13	12	11	12	10	<b>180</b>
<b>PENALTIES</b>																		
Number	3	6	6	4	5	5	8	10	0	4	3	4	4	10	5	5	5	<b>87</b>
Yards	25	54	45	32	72	58	84	69	0	54	25	35	70	102	39	31	43	<b>838</b>
<b>FUMBLES</b>																		
Number	5	0	2	0	0	1	2	0	3	2	1	1	0	3	0	1	0	<b>21</b>
Lost	1	0	1	0	0	0	1	0	2	1	1	1	0	2	0	1	0	<b>11</b>
<b>PUNTING</b>																		
Yards	108	333	170	43	145	173	33	283	91	92	49	55	199	193	246	263	196	<b>2,672</b>
Punts	2	6	3	1	3	3	1	6	2	2	1	1	3	4	6	5	4	<b>53</b>
Net Avg.	44.5	49.3	53.3	43.0	47.3	55.7	33.0	42.0	36.0	46.0	49.0	45.0	52.7	42.5	39.0	45.2	47.0	<b>45.6</b>
Gross Avg.	54.0	55.5	56.7	43.0	48.3	57.7	33.0	47.2	45.5	46.0	49.0	55.0	66.3	48.3	41.0	52.6	49.0	<b>50.4</b>
<b>SCORING</b>																		
Points	44	27	17	41	30	20	44	20	27	30	26	24	34	30	24	27	31	<b>496</b>
Q1	14	0	6	14	0	0	7	3	7	6	7	3	6	0	7	6	7	<b>93</b>
Q2	9	7	8	14	10	10	7	6	13	7	6	7	21	13	10	7	17	<b>172</b>
Q3	14	7	3	10	14	7	14	0	7	3	7	14	7	3	0	0	0	<b>110</b>
Q4	7	13	0	3	6	3	16	8	0	14	6	0	0	8	7	14	7	<b>112</b>
OT	0	0	0	0	0	0	0	3	0	0	0	0	0	6	0	0	0	<b>9</b>
TD Rushing	1	0	1	2	0	0	3	1	0	0	1	2	0	2	1	1	3	<b>18</b>
TD Passing	5	2	1	3	4	2	3	1	4	3	1	1	3	2	2	3	1	<b>41</b>
TD KO Returns	0	0	0	0	0	0	0	0	0	0	0	0	0	0	0	0	0	<b>0</b>
TD Punt Returns	0	0	0	0	0	0	0	0	0	0	0	0	0	0	0	0	0	<b>0</b>
TD Sp. Teams	0	0	0	0	0	0	0	0	0	0	0	0	0	0	0	0	0	<b>0</b>
TD Def. Returns	0	1	0	0	0	0	0	0	0	0	0	0	1	0	0	0	0	<b>2</b>
FG Attempts	1	2	2	2	2	3	1	3	0	3	4	2	2	2	1	1	1	<b>32</b>
FG Made	1	2	1	2	1	2	0	2	0	3	4	1	2	1	1	0	1	<b>24</b>
Safety	0	0	0	0	0	0	1	0	0	0	0	0	0	0	0	0	0	<b>1</b>
2-Pt Attempts	0	0	1	0	1	0	0	1	0	0	0	0	0	1	0	1	0	<b>5</b>
2-Pt Made	0	0	1	0	0	0	0	1	0	0	0	0	0	1	0	0	0	<b>3</b>
Time of Possession	34:42	26:23	26:28	38:38	31:07	28:32	26:15	41:28	28:21	27:41	32:26	27:54	30:13	37:22	24:58	26:54	25:47	<b>515:09</b>

# GAME-BY-GAME DEFENSE

## 2022 REGULAR SEASON CHIEFS GAME-BY-GAME DEFENSE

	09/11	09/15	09/25	10/02	10/10	10/16	10/23	11/06	11/13	11/20	11/27	12/04	12/11	12/18	12/24	01/01	01/07	Totals
	@	LAC	@	@	LV	BUF	@	TEN	JAX	@	LAR	@	@	@	SEA	DEN	@	
	ARI		IND	TB			SF			LAC		CIN	DEN	HOU		DEN	LV	
<b>FIRST DOWNS</b>																		
Total	18	21	19	27	18	26	25	9	17	22	13	26	17	18	19	21	21	<b>337</b>
Rushing	6	5	5	2	9	7	6	6	3	9	5	8	6	5	8	6	6	<b>102</b>
Passing	12	15	12	23	6	18	18	3	14	12	8	15	10	8	8	12	13	<b>207</b>
Penalty	0	1	2	2	3	1	1	0	0	1	0	3	1	5	3	3	2	<b>28</b>
<b>THIRD DOWNS</b>																		
Attempts	12	16	15	10	12	11	14	11	14	14	13	11	17	10	14	12	16	<b>222</b>
Converted	3	5	6	6	5	4	8	1	4	8	5	7	6	4	2	3	8	<b>85</b>
Percentage	25.0%	31.3%	40.0%	60.0%	41.7%	36.4%	57.1%	9.1%	28.6%	57.1%	38.5%	63.6%	35.3%	40.0%	14.3%	25.0%	50.0%	<b>38.3%</b>
<b>FOURTH DOWNS</b>																		
Attempts	4	4	3	0	2	3	0	1	2	0	3	1	2	0	6	2	2	<b>35</b>
Converted	3	4	1	0	1	1	0	0	2	0	3	0	1	0	3	1	0	<b>20</b>
Percentage	75.0%	100.0%	33.3%	0	50.0%	33.3%	0	0.0%	100.0%	0	100.0%	0.0%	50.0%	0	50.0%	50.0%	0.0%	<b>57.1%</b>
<b>TOT. OFFENSE</b>																		
Net Yards	282	401	259	376	378	443	444	229	315	365	198	431	320	219	333	307	279	<b>5,579</b>
Plays	63	74	69	59	56	72	72	48	61	65	55	66	69	58	73	66	67	<b>1,093</b>
Avg./Play	4.5	5.4	3.8	6.4	6.8	6.2	6.2	4.8	5.2	5.6	3.6	6.5	4.6	3.8	4.6	4.7	4.2	<b>5.1</b>
<b>RUSHING</b>																		
Net Yards	103	75	82	3	155	125	101	172	75	115	116	152	106	94	133	117	99	<b>1,823</b>
Rush. Att.	22	24	27	6	24	31	21	29	16	30	28	34	19	28	31	24	25	<b>419</b>
Avg./Att.	4.7	3.1	3.0	0.5	6.5	4.0	4.8	5.9	4.7	3.8	4.1	4.5	5.6	3.4	4.3	4.9	4.0	<b>4.4</b>
<b>PASSING</b>																		
Net Yards	179	326	177	373	223	318	343	57	240	250	82	279	214	125	200	190	180	<b>3,756</b>
Attempts	38	48	37	52	30	40	46	16	40	30	24	31	44	29	40	38	36	<b>619</b>
Completions	24	33	27	39	19	27	29	5	29	23	14	25	27	14	25	26	22	<b>408</b>
Intercepted	0	1	0	0	0	0	2	0	0	1	2	0	2	0	1	1	1	<b>11</b>
Gross Yards	205	334	222	385	241	329	369	80	259	280	106	286	263	129	215	222	219	<b>4,144</b>
Sacked	3.0	2.0	5.0	1.0	2.0	1.0	5.0	3.0	5.0	5.0	3.0	1.0	6.0	1.0	2.0	4.0	6.0	<b>55.0</b>
Yards Lost	26	8	45	12	18	11	26	23	19	30	24	7	49	4	15	32	39	<b>388</b>
<b>ADVANCES</b>																		
Rushes	22	24	27	6	24	31	21	29	16	30	28	34	19	28	31	24	25	<b>419</b>
Completions	24	33	27	39	19	27	29	5	29	23	14	25	27	14	25	26	22	<b>408</b>
Totals	46	57	54	45	43	58	50	34	45	53	42	59	46	42	56	50	47	<b>827</b>
Total Drives	11	12	11	11	9	10	11	13	11	10	10	8	13	12	12	12	9	<b>185</b>
<b>PENALTIES</b>																		
Number	5	3	4	5	11	7	10	8	5	4	5	6	6	4	6	3	6	<b>98</b>
Yards	49	25	34	40	99	35	80	51	30	25	25	65	38	33	35	23	47	<b>734</b>
<b>FUMBLES</b>																		
Number	3	0	2	2	1	1	1	0	0	1	0	0	1	1	0	1	2	<b>16</b>
Lost	0	0	1	2	0	1	1	0	0	1	0	0	0	1	0	1	1	<b>9</b>
<b>PUNTING</b>																		
Yards	255	243	154	125	104	108	29	390	281	147	180	40	333	234	238	257	122	<b>3,240</b>
Punts	5	6	3	3	2	2	1	8	6	3	4	1	7	5	5	5	2	<b>68</b>
Net Avg.	42.2	39.5	47.3	37.7	48.5	46.0	29.0	41.4	38.3	46.7	45.0	40.0	41.6	45.2	44.0	44.6	58.5	<b>42.9</b>
Gross Avg.	51.0	40.5	51.3	41.7	52.0	54.0	29.0	48.8	46.8	49.0	45.0	40.0	47.6	46.8	47.6	51.4	61.0	<b>47.6</b>
<b>SCORING</b>																		
Points	21	24	20	31	29	24	23	17	17	27	10	27	28	24	10	24	13	<b>369</b>
Q1	0	3	7	3	7	0	10	0	0	10	0	7	0	7	0	0	3	<b>57</b>
Q2	7	7	3	14	13	10	3	14	7	10	3	7	14	7	3	10	0	<b>132</b>
Q3	0	7	3	7	0	7	3	3	3	0	0	3	7	7	0	7	3	<b>60</b>
Q4	14	7	7	7	9	7	7	0	7	7	7	10	7	3	7	7	7	<b>120</b>
OT	0	0	0	0	0	0	0	0	0	0	0	0	0	0	0	0	0	<b>0</b>
TD Rushing	1	0	0	1	1	0	0	2	0	1	0	1	0	1	0	2	0	<b>10</b>
TD Passing	2	3	2	3	2	3	2	0	2	2	1	2	4	2	1	1	1	<b>33</b>
TD KO Returns	0	0	0	0	0	0	0	0	0	0	0	0	0	0	0	0	0	<b>0</b>
TD Punt Returns	0	0	0	0	0	0	0	0	0	0	0	0	0	0	0	0	0	<b>0</b>
TD Sp. Teams	0	0	0	0	0	0	0	0	0	0	0	0	0	0	0	0	0	<b>0</b>
TD Def. Returns	0	0	0	0	0	0	0	0	0	0	0	0	0	0	0	0	0	<b>0</b>
FG Attempts	0	1	2	1	3	1	3	1	3	2	1	2	0	1	1	1	2	<b>25</b>
FG Made	0	1	2	1	3	1	3	1	1	2	1	2	0	1	1	1	2	<b>23</b>
Safety	0	0	0	0	0	0	0	0	0	0	0	0	0	0	0	0	0	<b>0</b>
2-Pt Attempts	2	0	0	0	1	0	0	0	0	0	0	0	0	0	0	0	0	<b>3</b>
2-Pt Made	1	0	0	0	0	0	0	0	0	0	0	0	0	0	0	0	0	<b>1</b>
Time of Possession	25:18	33:37	33:32	21:22	28:53	31:28	33:45	26:23	31:39	32:19	27:34	32:06	29:47	27:25	35:02	33:06	34:13	<b>517:29</b>

# INDIVIDUAL SINGLE-GAME HIGHS

## 2022 REGULAR SEASON CHIEFS INDIVIDUAL SINGLE-GAME HIGHS

<b>Touchdowns</b>	4	Travis Kelce	vs. Raiders	10/10
<b>Passes Attempted</b>	68	Patrick Mahomes	vs. Titans	11/06
<b>Passes Completed</b>	43	Patrick Mahomes	vs. Titans	11/06
<b>Completion Percentage</b>	87.8	Patrick Mahomes	at Texans	12/18
<b>Passing Yards</b>	446	Patrick Mahomes	vs. Titans	11/06
<b>Yards Per Attempt</b>	12.4	Patrick Mahomes	at 49ers	10/23
<b>Touchdown Passes</b>	5	Patrick Mahomes	at Cardinals	09/11
<b>Pass Receptions</b>	10	Travis Kelce	at Texans	12/18
		Juju Smith-Schuster	at Texans	12/18
		Travis Kelce	vs. Titans	11/06
		Juju Smith-Schuster	vs. Titans	11/06
<b>Receiving Yards</b>	124	Juju Smith-Schuster	at 49ers	10/23
<b>Touchdown Receptions</b>	4	Travis Kelce	vs. Raiders	10/10
<b>Rushing Yards</b>	107	Isiah Pacheco	at Chargers	11/20
<b>Rushing Attempts</b>	22	Isiah Pacheco	vs. Rams	11/27
<b>Rushing Average</b>	9.3	Clyde Edwards-Helaire	vs. Chargers	09/15
<b>Rushing Touchdowns</b>	2	Mecole Hardman	at 49ers	10/23
<b>Yards From Scrimmage</b>	134	Jerick McKinnon	at Broncos	12/11
<b>Combined Net Yards</b>	198	Isiah Pacheco	at Bengals	12/04
<b>Interceptions Made</b>	1	Juan Thornhill	at Raiders	01/07
		L'Jarius Sneed	vs. Broncos	01/01
		Juan Thornhill	vs. Seahawks	12/24
		Willie Gay	at Broncos	12/11
		L'Jarius Sneed	at Broncos	12/11
		Nick Bolton	vs. Rams	11/27
		L'Jarius Sneed	vs. Rams	11/27
		Nick Bolton	at Chargers	11/20
		Juan Thornhill	at 49ers	10/23
		Joshua Williams	at 49ers	10/23
		Jaylen Watson	vs. Chargers	09/15
<b>Interceptions Thrown</b>	3	Patrick Mahomes	at Broncos	12/11
<b>INT Return Yards</b>	99	Jaylen Watson	vs. Chargers	09/15
<b>Tackles</b>	18	Nick Bolton	vs. Seahawks	12/24
<b>Sacks</b>	2.5	Chris Jones	at Raiders	01/07
<b>Punts</b>	6	Tommy Townsend	vs. Seahawks	12/24
		Tommy Townsend	vs. Titans	11/06
		Tommy Townsend	vs. Chargers	09/15
<b>Punts Inside the 20</b>	3	Tommy Townsend	at Raiders	01/07
		Tommy Townsend	vs. Seahawks	12/24
		Tommy Townsend	vs. Chargers	09/15
<b>Punting Average</b>	66.3	Tommy Townsend	at Broncos	12/11
<b>Punt Returns</b>	4	Justin Watson	at Broncos	12/11
		Mecole Hardman	vs. Titans	11/06
		Skyy Moore	at Cardinals	09/11
<b>Punt Return Yards</b>	42	Mecole Hardman	vs. Titans	11/06
<b>Kickoff Returns</b>	5	Isiah Pacheco	at Bengals	12/04
		Isiah Pacheco	at 49ers	10/23
		Isiah Pacheco	at Colts	09/25
<b>Kickoff Return Yards</b>	126	Isiah Pacheco	at 49ers	10/23
<b>Field Goals Attempted</b>	4	Harrison Butker	vs. Rams	11/27
<b>Field Goals Made</b>	4	Harrison Butker	vs. Rams	11/27

## 2022 REGULAR SEASON KANSAS CITY CHIEFS LONGEST PLAYS

<b>Run From Scrimmage</b>	52	Clyde Edwards-Helaire	vs. Chargers	09/15
<b>Touchdown Run</b>	26	Jerick McKinnon	at Texans	12/18

# INDIVIDUAL SINGLE-GAME HIGHS

<b>Passing Long</b>	67	Patrick Mahomes	at Raiders	01/07
<b>Touchdown Pass Long</b>	56	Patrick Mahomes	at Broncos	12/11
<b>Pass Reception</b>	67	Justin Watson	at Raiders	01/07
<b>Touchdown Reception</b>	56	Jerick McKinnon	at Broncos	12/11
<b>Interception Return</b>	99	Jaylen Watson	vs. Chargers	09/15
<b>Longest INT Return for TD</b>	99	Jaylen Watson	vs. Chargers	09/15
<b>Longest Opponent's Fumble Return</b>	5	L'Jarius Sneed	at Colts	09/25
<b>Punt Return</b>	22	Mecole Hardman	vs. Titans	11/06
<b>Kickoff Return</b>	48	Isiah Pacheco	at 49ers	10/23
<b>Punt</b>	76	Tommy Townsend	at Broncos	12/11
<b>Field Goal</b>	62	Harrison Butker	vs. Bills	10/16
<b>Field Goal Attempt</b>	62	Harrison Butker	vs. Bills	10/16

# INDIVIDUAL SINGLE-GAME HIGHS

## 2022 POSTSEASON CHIEFS INDIVIDUAL SINGLE-GAME HIGHS

<b>Touchdowns</b>	2	Travis Kelce	vs. Jaguars 01/21
<b>Passes Attempted</b>	43	Patrick Mahomes	vs. Bengals 01/29
<b>Passes Completed</b>	29	Patrick Mahomes	vs. Bengals 01/29
<b>Completion Percentage</b>	77.7	Patrick Mahomes	at Eagles 02/12
<b>Passing Yards</b>	326	Patrick Mahomes	vs. Bengals 01/29
<b>Yards Per Attempt</b>	7.6	Patrick Mahomes	vs. Bengals 01/29
<b>Touchdown Passes</b>	3	Patrick Mahomes	at Eagles 02/12
<b>Pass Receptions</b>	14	Travis Kelce	vs. Jaguars 01/21
<b>Receiving Yards</b>	116	Marquez Valdes-Scantling	vs. Bengals 01/29
<b>Touchdown Receptions</b>	2	Travis Kelce	vs. Jaguars 01/21
<b>Rushing Yards</b>	95	Isiah Pacheco	vs. Jaguars 01/21
<b>Rushing Attempts</b>	15	Isiah Pacheco	at Eagles 02/12
<b>Rushing Average</b>	7.9	Isiah Pacheco	vs. Jaguars 01/21
<b>Rushing Touchdowns</b>	1	Isiah Pacheco	at Eagles 02/12
<b>Yards From Scrimmage</b>	116	Marquez Valdes-Scantling	vs. Bengals 01/29
<b>Combined Net Yards</b>	130	Isiah Pacheco	vs. Bengals 01/29
<b>Interceptions Made</b>	1	Jaylen Watson	vs. Bengals 01/29
		Joshua Williams	vs. Bengals 01/29
		Jaylen Watson	vs. Jaguars 01/21
<b>INT Return Yards</b>	10	Jaylen Watson	vs. Bengals 01/29
<b>Tackles</b>	10	Nick Bolton	vs. Jaguars 01/21
<b>Sacks</b>	2.0	Chris Jones	vs. Bengals 01/29
<b>Punts</b>	4	Tommy Townsend	vs. Bengals 01/29
		Tommy Townsend	vs. Jaguars 01/21
<b>Punts Inside the 20</b>	3	Tommy Townsend	vs. Bengals 01/29
<b>Punting Average</b>	50.8	Tommy Townsend	vs. Jaguars 01/21
<b>Punt Returns</b>	3	Kadarius Toney	vs. Jaguars 01/21
<b>Punt Return Yards</b>	77	Kadarius Toney	at Eagles 02/12
<b>Kickoff Returns</b>	2	Isiah Pacheco	vs. Bengals 01/29
<b>Kickoff Return Yards</b>	45	Isiah Pacheco	vs. Bengals 01/29
<b>Field Goals Attempted</b>	3	Harrison Butker	vs. Bengals 01/29
<b>Field Goals Made</b>	3	Harrison Butker	vs. Bengals 01/29

## 2022 POSTSEASON KANSAS CITY CHIEFS LONGEST PLAYS

<b>Run From Scrimmage</b>	39	Isiah Pacheco	vs. Jaguars 01/21
<b>Touchdown Run</b>	1	Isiah Pacheco	at Eagles 02/12
<b>Passing Long</b>	29	Patrick Mahomes	vs. Bengals 01/29
<b>Touchdown Pass Long</b>	19	Patrick Mahomes	vs. Bengals 01/29
<b>Pass Reception</b>	29	Marquez Valdes-Scantling	vs. Bengals 01/29
<b>Touchdown Reception</b>	19	Marquez Valdes-Scantling	vs. Bengals 01/29
<b>Interception Return</b>	10	Jaylen Watson	vs. Bengals 01/29
<b>Longest Opponent's Fumble Return</b>	36	Nick Bolton	at Eagles 02/12
<b>Punt Return</b>	65	Kadarius Toney	at Eagles 02/12
<b>Kickoff Return</b>	23	Isiah Pacheco	vs. Bengals 01/29
<b>Punt</b>	60	Tommy Townsend	vs. Jaguars 01/21
<b>Field Goal</b>	50 (2)	Harrison Butker	vs. Jaguars 01/21
<b>Field Goal Attempt</b>	50 (2)	Harrison Butker	vs. Jaguars 01/21



# OPPONENTS INDIVIDUAL SINGLE-GAME HIGHS

## 2022 REGULAR SEASON OPPONENTS INDIVIDUAL SINGLE-GAME HIGHS

<b>Touchdowns</b>	3	Jerry Jeudy	at Broncos	12/11
<b>Passes Attempted</b>	52	Tom Brady	at Buccaneers	10/02
<b>Passes Completed</b>	39	Tom Brady	at Buccaneers	10/02
<b>Completion Percentage</b>	80.6	Joe Burrow	at Bengals	12/04
<b>Passing Yards</b>	385	Tom Brady	at Buccaneers	10/02
<b>Yards Per Attempt</b>	9.3	Justin Herbert	at Chargers	11/20
<b>Touchdown Passes</b>	3	Russell Wilson	at Broncos	12/11
		Josh Allen	vs. Bills	10/16
		Tom Brady	at Buccaneers	10/02
		Justin Herbert	vs. Chargers	09/15
<b>Pass Receptions</b>	10	Stefon Diggs	vs. Bills	10/16
<b>Receiving Yards</b>	148	Stefon Diggs	vs. Bills	10/16
<b>Touchdown Receptions</b>	3	Jerry Jeudy	at Broncos	12/11
<b>Rushing Yards</b>	154	Josh Jacobs	vs. Raiders	10/10
<b>Rushing Attempts</b>	26	Kenneth Walker III	vs. Seahawks	12/24
<b>Rushing Average</b>	7.7	Jeff Wilson Jr.	at 49ers	10/23
<b>Rushing Touchdowns</b>	2	Russell Wilson	vs. Broncos	01/01
		Derrick Henry	vs. Titans	11/06
<b>Yards From Scrimmage</b>	193	Josh Jacobs	vs. Raiders	10/10
<b>Combined Net Yards</b>	193	Josh Jacobs	vs. Raiders	10/10
<b>Interceptions Made</b>	2	Josey Jewell	at Broncos	12/11
<b>Interceptions Thrown</b>	2	Bryce Perkins	vs. Rams	11/27
<b>INT Return Yards</b>	33	Sean Murphy-Bunting	at Buccaneers	10/02
<b>Tackles</b>	13	Christian Harris	at Texans	12/18
		Jalen Pitre	at Texans	12/18
		Mike Edwards	at Buccaneers	10/02
		Budda Baker	at Cardinals	09/11
<b>Sacks</b>	2.0	Denico Autry	vs. Titans	11/06
		Von Miller	vs. Bills	10/16
		Maxx Crosby	vs. Raiders	10/10
<b>Punts</b>	8	Ryan Stonehouse	vs. Titans	11/06
<b>Punts Inside the 20</b>	3	JK Scott	vs. Chargers	09/15
<b>Punting Average</b>	61.0	AJ Cole	at Raiders	01/07
<b>Punt Returns</b>	3	Kendall Hinton	vs. Broncos	01/01
<b>Punt Return Yards</b>	37	Kendall Hinton	vs. Broncos	01/01
<b>Kickoff Returns</b>	4	Hassan Haskins	vs. Titans	11/06
		Ray-Ray McCloud III	at 49ers	10/23
<b>Kickoff Return Yards</b>	78	Brandon Powell	vs. Rams	11/27
<b>Field Goals Attempted</b>	3	Riley Patterson	vs. Jaguars	11/13
		Robbie Gould	at 49ers	10/23
		Daniel Carlson	vs. Raiders	10/10
<b>Field Goals Made</b>	3	Robbie Gould	at 49ers	10/23
		Daniel Carlson	vs. Raiders	10/10

## 2022 REGULAR SEASON OPPONENTS LONGEST PLAYS

<b>Run From Scrimmage</b>	56	Derrick Henry	vs. Titans	11/06
<b>Touchdown Run</b>	17	Davis Mills	at Texans	12/18
<b>Passing Long</b>	66	Russell Wilson	at Broncos	12/11
<b>Touchdown Pass Long</b>	66	Russell Wilson	at Broncos	12/11
<b>Pass Reception</b>	66	Marlon Mack	at Broncos	12/11
<b>Touchdown Reception</b>	66	Marlon Mack	at Broncos	12/11
<b>Interception Return</b>	33	Sean Murphy-Bunting	at Buccaneers	10/02
<b>Longest Opponent's Fumble Return</b>	17	Devin Lloyd	vs. Jaguars	11/13
<b>Punt Return</b>	21	Montrell Washington	at Broncos	12/11
<b>Kickoff Return</b>	48	Godwin Igwebuike	vs. Seahawks	12/24

# OPPONENTS INDIVIDUAL SINGLE-GAME HIGHS

<b>Punt</b>	63	Aj Cole	at Raiders	01/07
		Logan Cooke	vs. Jaguars	11/13
		Ryan Stonehouse	vs. Titans	11/06
		Sam Martin	vs. Bills	10/16
<b>Field Goal</b>	54	Daniel Carlson	at Raiders	01/07
<b>Field Goal Attempt</b>	54	Daniel Carlson	at Raiders	01/07

# OPPONENTS INDIVIDUAL SINGLE-GAME HIGHS

## 2022 POSTSEASON OPPONENTS INDIVIDUAL SINGLE-GAME HIGHS

<b>Touchdowns</b>	3	Jalen Hurts	at Eagles	02/12
<b>Passes Attempted</b>	41	Joe Burrow	vs. Bengals	01/29
<b>Passes Completed</b>	27	Jalen Hurts	at Eagles	02/12
<b>Completion Percentage</b>	71.0	Jalen Hurts	at Eagles	02/12
<b>Passing Yards</b>	304	Jalen Hurts	at Eagles	02/12
<b>Yards Per Attempt</b>	8.0	Jalen Hurts	at Eagles	02/12
<b>Touchdown Passes</b>	1	Jalen Hurts	at Eagles	02/12
		Joe Burrow	vs. Bengals	01/29
		Trevor Lawrence	vs. Jaguars	01/21
<b>Pass Receptions</b>	7	DeVonta Smith	at Eagles	02/12
		Christian Kirk	vs. Jaguars	01/21
<b>Receiving Yards</b>	100	DeVonta Smith	at Eagles	02/12
<b>Touchdown Receptions</b>	1	A.J. Brown	at Eagles	02/12
		Tee Higgins	vs. Bengals	01/29
		Christian Kirk	vs. Jaguars	01/21
<b>Rushing Yards</b>	70	Jalen Hurts	at Eagles	02/12
<b>Rushing Attempts</b>	15	Jalen Hurts	at Eagles	02/12
<b>Rushing Average</b>	6.2	Travis Etienne Jr.	vs. Jaguars	01/21
<b>Rushing Touchdowns</b>	3	Jalen Hurts	at Eagles	02/12
<b>Yards From Scrimmage</b>	100	DeVonta Smith	at Eagles	02/12
<b>Combined Net Yards</b>	161	Jamal Agnew	vs. Jaguars	01/21
<b>Interceptions Thrown</b>	2	Joe Burrow	vs. Bengals	01/29
<b>Tackles</b>	14	Foyesade Oluokun	vs. Jaguars	01/21
<b>Sacks</b>	1.0	Sam Hubbard	vs. Bengals	01/29
		Cam Sample	vs. Bengals	01/29
<b>Punts</b>	4	Drue Chrisman	vs. Bengals	01/29
		Logan Cooke	vs. Jaguars	01/21
<b>Punts Inside the 20</b>	2	Logan Cooke	vs. Jaguars	01/21
<b>Punting Average</b>	49.0	Drue Chrisman	vs. Bengals	01/29
<b>Punt Returns</b>	3	Jamal Agnew	vs. Jaguars	01/21
<b>Punt Return Yards</b>	35	Britain Covey	at Eagles	02/12
<b>Kickoff Returns</b>	3	Jamal Agnew	vs. Jaguars	01/21
<b>Kickoff Return Yards</b>	131	Jamal Agnew	vs. Jaguars	01/21
<b>Field Goals Attempted</b>	2	Jake Elliott	at Eagles	02/12
		Evan McPherson	vs. Bengals	01/29
		Riley Patterson	vs. Jaguars	01/21
<b>Field Goals Made</b>	2	Jake Elliott	at Eagles	02/12
		Evan McPherson	vs. Bengals	01/29
		Riley Patterson	vs. Jaguars	01/21

## 2022 POSTSEASON OPPONENTS LONGEST PLAYS

<b>Run From Scrimmage</b>	28	Jalen Hurts	at Eagles	02/12
<b>Touchdown Run</b>	4	Jalen Hurts	at Eagles	02/12
		Travis Etienne Jr.	vs. Jaguars	01/21
<b>Passing Long</b>	45 (2)	Jalen Hurts	at Eagles	02/12
<b>Touchdown Pass Long</b>	45	Jalen Hurts	at Eagles	02/12
<b>Pass Reception</b>	45	A.J. Brown	at Eagles	02/12
		DeVonta Smith	at Eagles	02/12
<b>Touchdown Reception</b>	45	A.J. Brown	at Eagles	02/12
<b>Punt Return</b>	27	Britain Covey	at Eagles	02/12
<b>Kickoff Return</b>	63	Jamal Agnew	vs. Jaguars	01/21
<b>Punt</b>	58	Logan Cooke	vs. Jaguars	01/21
<b>Field Goal</b>	48	Riley Patterson	vs. Jaguars	01/21
<b>Field Goal Attempt</b>	48 (2)	Riley Patterson	vs. Jaguars	01/21

# BIG YARDAGE GAMES

## 2022 REGULAR SEASON BIG YARDAGE GAMES

### 100-YARD PASS RECEIVERS

DATE	OPPONENT	PLAYER	ATT.	YDS.	AVG.	LG	TD
9/11	at Cardinals	Travis Kelce	8	121	15.1	35	1
10/16	vs. Bills	Travis Kelce	8	108	13.5	25	0
10/16	vs. Bills	Juju Smith-Schuster	5	113	22.6	42T	1
10/23	at 49ers	Juju Smith-Schuster	7	124	17.7	45T	1
10/23	at 49ers	Marquez Valdes-Scantling	3	111	37.0	57	0
11/6	vs. Titans	Travis Kelce	10	106	10.6	23	0
11/20	at Chargers	Travis Kelce	6	115	19.2	34	3
12/11	at Broncos	Jerick McKinnon	7	112	16.0	56T	2
12/18	at Texans	Travis Kelce	10	105	10.5	18	0
12/24	vs. Seahawks	Travis Kelce	6	113	18.8	52	0

### 100-YARD RUSHERS

DATE	OPPONENT	PLAYER	ATT.	YDS.	AVG.	LG	TD
11/20	at Chargers	Isiah Pacheco	15	107	7.1	28	0

### 300-YARD PASSERS

DATE	OPPONENT	PLAYER	ATT.	YDS.	COMP.	LG	TD
9/11	at Cardinals	Patrick Mahomes	39	360	30	35	5
10/16	vs. Bills	Patrick Mahomes	40	338	25	42T	2
10/23	at 49ers	Patrick Mahomes	34	423	25	57	3
11/6	vs. Titans	Patrick Mahomes	68	446	43	33	1
11/13	vs. Jaguars	Patrick Mahomes	35	331	26	46	4
11/20	at Chargers	Patrick Mahomes	34	329	20	40	3
11/27	vs. Rams	Patrick Mahomes	42	320	27	39T	1
12/11	at Broncos	Patrick Mahomes	42	352	28	56T	3
12/18	at Texans	Patrick Mahomes	41	336	36	21	2
1/1	vs. Broncos	Patrick Mahomes	42	328	29	38	3

## 2022 OPPONENTS BIG YARDAGE GAMES

### 100-YARD PASS RECEIVERS

DATE	OPPONENT	PLAYER	ATT.	YDS.	AVG.	LG	TD
9/15	vs. Chargers	Mike Williams	8	113	14.1	39	1
10/2	at Buccaneers	Mike Evans	8	103	12.9	30	2
10/10	vs. Raiders	Davante Adams	3	124	41.3	58T	2
10/16	vs. Bills	Stefon Diggs	10	148	14.8	31	1
11/13	vs. Jaguars	Christian Kirk	9	105	11.7	24	2
11/20	at Chargers	Joshua Palmer	8	106	13.3	50T	2

### 100-YARD RUSHERS

DATE	OPPONENT	PLAYER	ATT.	YDS.	AVG.	LG	TD
10/10	vs. Raiders	Josh Jacobs	21	154	7.3	37	1
11/6	vs. Titans	Derrick Henry	17	115	6.8	56	2
12/4	at Bengals	Samaje Perine	21	106	5.0	10	0
12/24	vs. Seahawks	Kenneth Walker III	26	107	4.1	20	0

### 300-YARD PASSERS

DATE	OPPONENT	PLAYER	ATT.	YDS.	COMP.	LG	TD
9/15	vs. Chargers	Justin Herbert	48	334	33	39	3
10/2	at Buccaneers	Tom Brady	52	385	39	30	3

# BIG YARDAGE GAMES

10/16	vs. Bills	Josh Allen	40	329	27	34T	3
10/23	at 49ers	Jimmy Garoppolo	37	303	25	34	2

# BIG YARDAGE GAMES

## 2022 POSTSEASON BIG YARDAGE GAMES 100-YARD PASS RECEIVERS

DATE	OPPONENT	PLAYER	ATT.	YDS.	AVG.	LG	TD
1/29	vs. Bengals	Marquez Valdes-Scantling	6	116	19.3	29	1

## 300-YARD PASSERS

DATE	OPPONENT	PLAYER	ATT.	YDS.	COMP.	LG	TD
1/29	vs. Bengals	Patrick Mahomes	43	326	29	29	2

## 2022 OPPONENTS BIG YARDAGE GAMES 100-YARD PASS RECEIVERS

DATE	OPPONENT	PLAYER	ATT.	YDS.	AVG.	LG	TD
2/12	at Eagles	DeVonta Smith	7	100	14.3	45	0

## 300-YARD PASSERS

DATE	OPPONENT	PLAYER	ATT.	YDS.	COMP.	LG	TD
2/12	at Eagles	Jalen Hurts	38	304	27	45T	1

# 100.0+ PASSER RATING

## 2022 REGULAR SEASON 100.0+ PASSER RATING

### CHIEFS

PASSING GAMES															
DATE	OPPONENT	PLAYER	ATT	CMP	YDS	CMP%	YDS/ATT	YDS/CMP	TD	TD%	INT	INT%	LONG	SACK/LOST	RATING
09/11	at ARI	Patrick Mahomes	39	30	360	76.92%	9.23	12.00	5	12.82%	0	0.00%	35	0/0	144.20
09/15	vs. LAC	Patrick Mahomes	35	24	235	68.57%	6.71	9.79	2	5.71%	0	0.00%	41t	1/9	106.20
10/10	vs. LV	Patrick Mahomes	43	29	292	67.44%	6.79	10.07	4	9.30%	0	0.00%	36	3/27	117.60
10/23	at SF	Patrick Mahomes	34	25	423	73.53%	12.44	16.92	3	8.82%	1	2.94%	57	1/6	132.40
11/13	vs. JAX	Patrick Mahomes	35	26	331	74.29%	9.46	12.73	4	11.43%	1	2.86%	46	0/0	129.60
11/20	at LAC	Patrick Mahomes	34	20	329	58.82%	9.68	16.45	3	8.82%	0	0.00%	40	1/7	120.80
12/18	at HOU	Patrick Mahomes	41	36	336	87.80%	8.20	9.33	2	4.88%	0	0.00%	21	2/23	117.10
12/24	vs. SEA	Patrick Mahomes	28	16	224	57.14%	8.00	14.00	2	7.14%	0	0.00%	52	1/4	106.80
01/01	vs. DEN	Patrick Mahomes	42	29	328	69.05%	7.81	11.31	3	7.14%	1	2.38%	38	0/0	106.10
01/07	at LV	Patrick Mahomes	26	18	202	69.23%	7.77	11.22	1	3.85%	0	0.00%	67	2/21	105.00
DATE	OPPONENT	PLAYER	ATT	CMP	YDS	CMP%	YDS/ATT	YDS/CMP	TD	TD%	INT	INT%	LONG	SACK/LOST	RATING
01/21	vs. JAX	Patrick Mahomes	30	22	195	73.33%	6.50	8.86	2	6.67%	0	0.00%	27	0/0	112.50
01/29	vs. CIN	Patrick Mahomes	43	29	326	67.44%	7.58	11.24	2	4.65%	0	0.00%	29	3/11	105.40

## 2022 OPPONENTS 100.0+ PASSER RATING

PASSING GAMES															
DATE	OPPONENT	PLAYER	ATT	CMP	YDS	CMP%	YDS/ATT	YDS/CMP	TD	TD%	INT	INT%	LONG	SACK/LOST	RATING
09/15	vs. LAC	Justin Herbert	48	33	334	68.75%	6.96	10.12	3	6.25%	1	2.08%	39	2/8	100.50
09/25	at IND	Matt Ryan	37	27	222	72.97%	6.00	8.22	2	5.41%	0	0.00%	30	5/45	105.90
10/02	at TB	Tom Brady	52	39	385	75.00%	7.40	9.87	3	5.77%	0	0.00%	30	1/12	114.70
10/10	vs. LV	Derek Carr	30	19	241	63.33%	8.03	12.68	2	6.67%	0	0.00%	58t	2/18	110.60
10/16	vs. BUF	Josh Allen	40	27	329	67.50%	8.23	12.19	3	7.50%	0	0.00%	34t	1/11	117.60
11/13	vs. JAX	Trevor Lawrence	40	29	259	72.50%	6.48	8.93	2	5.00%	0	0.00%	33	5/19	106.10
11/20	at LAC	Justin Herbert	30	23	280	76.67%	9.33	12.17	2	6.67%	1	3.33%	50t	5/30	113.20
12/04	at CIN	Joe Burrow	31	25	286	80.65%	9.23	11.44	2	6.45%	0	0.00%	40	1/7	126.60
12/11	at DEN	Russell Wilson	36	23	247	63.89%	6.86	10.74	3	8.33%	1	2.78%	66t	6/49	100.10

\* No Results \*

\*Need minimum of 20 attempts to qualify

# WEEK-BY-WEEK RANKINGS

2022 REGULAR SEASON									
		OFFENSE				DEFENSE			
DATE	OPPONENT	TOTAL	RUSH	PASS	*POINTS SCORED	TOTAL	RUSH	PASS	*POINTS SCORED
09/11	at Arizona	2	11	1	1	9	T-16	7	T-17
09/15	L.A. Chargers	5	16	6	T-2	19	11	21	T-18
09/25	at Indianapolis	7	22	6	4	10	9	15	17
10/02	at Tampa Bay	T-4	11	7	2	13	1	27	T-20
10/10	Las Vegas	6	18	4	1	14	3	24	T-23
10/16	Buffalo	T-5	20	4	1	20	4	27	25
10/23	at San Francisco	2	21	2	1	25	3	30	25
11/06	Tennessee	2	23	1	1	20	5	24	20
11/13	Jacksonville	2	21	1	1	16	5	25	19
11/20	at L.A. Chargers	1	18	1	1	19	5	26	21
11/27	L.A. Rams	1	19	1	1	14	5	21	16
12/04	at Cincinnati	1	T-17	1	1	16	6	23	15
12/11	at Denver	1	18	1	2	15	6	22	T-18
12/18	at Houston	1	16	1	1	14	5	22	19
12/24	Seattle	1	17	1	2	15	8	20	16
01/01	Denver	1	21	1	1	13	9	19	20
01/07	at Las Vegas	1	20	1	1	12	8	19	16

\*Points per game

2022 POSTSEASON									
		OFFENSE				DEFENSE			
DATE	OPPONENT	TOTAL	RUSH	PASS	*POINTS SCORED	TOTAL	RUSH	PASS	*POINTS SCORED
01/21	Jacksonville	8	8	7	8	2	2	2	2
01/29	Cincinnati	3	4	3	4	2	2	2	2
02/12	at Philadelphia	2	2	1	2	2	1	2	2

\*Points per game



# INDIVIDUAL GXG STATS: PASSING

## 2022 REGULAR SEASON INDIVIDUAL GAME-BY-GAME STATS

PASSING:		PATRICK MAHOMES												
DATE	OPP.	ATT	CMP	YDS	CMP%	Y/A	Y/C	TD	TD%	INT	INT%	LG	SK/YD	RATE
09/11	at Arizona	39	30	360	76.9%	9.2	12.0	5	12.8%	0	0.0%	35	0/0	144.2
09/15	L.A. Chargers	35	24	235	68.6%	6.7	9.8	2	5.7%	0	0.0%	41t	1/9	106.2
09/25	at Indianapolis	35	20	262	57.1%	7.5	13.1	1	2.9%	1	2.9%	53	1/5	78.5
10/02	at Tampa Bay	37	23	249	62.2%	6.7	10.8	3	8.1%	1	2.7%	36	3/21	97.7
10/10	Las Vegas	43	29	292	67.4%	6.8	10.1	4	9.3%	0	0.0%	36	3/27	117.6
10/16	Buffalo	40	25	338	62.5%	8.5	13.5	2	5.0%	2	5.0%	42t	3/19	85.2
10/23	at San Francisco	34	25	423	73.5%	12.4	16.9	3	8.8%	1	2.9%	57	1/6	132.4
11/06	Tennessee	68	43	446	63.2%	6.6	10.4	1	1.5%	1	1.5%	33	4/24	80.9
11/13	Jacksonville	35	26	331	74.3%	9.5	12.7	4	11.4%	1	2.9%	46	0/0	129.6
11/20	at L.A. Chargers	34	20	329	58.8%	9.7	16.5	3	8.8%	0	0.0%	40	1/7	120.8
11/27	L.A. Rams	42	27	320	64.3%	7.6	11.9	1	2.4%	1	2.4%	39t	0/0	85.4
12/04	at Cincinnati	27	16	223	59.3%	8.3	13.9	1	3.7%	0	0.0%	42	2/12	98.2
12/11	at Denver	42	28	352	66.7%	8.4	12.6	3	7.1%	3	7.1%	56t	2/10	86.6
12/18	at Houston	41	36	336	87.8%	8.2	9.3	2	4.9%	0	0.0%	21	2/23	117.1
12/24	Seattle	28	16	224	57.1%	8.0	14.0	2	7.1%	0	0.0%	52	1/4	106.8
01/01	Denver	42	29	328	69.0%	7.8	11.3	3	7.1%	1	2.4%	38	0/0	106.1
01/07	at Las Vegas	26	18	202	69.2%	7.8	11.2	1	3.8%	0	0.0%	67	2/21	105.0
<b>TOTALS</b>		<b>648</b>	<b>435</b>	<b>5,250</b>	<b>67.1%</b>	<b>8.1</b>	<b>12.1</b>	<b>41</b>	<b>6.3%</b>	<b>12</b>	<b>1.9%</b>	<b>67</b>	<b>26/188</b>	<b>105.2</b>

PASSING:		CHAD HENNE												
DATE	OPP.	ATT	CMP	YDS	CMP%	Y/A	Y/C	TD	TD%	INT	INT%	LG	SK/YD	RATE
09/11	at Arizona	0	0	0	0.0%	0.0	0.0	0	0.0%	0	0.0%	0	0/0	0.0
09/15	L.A. Chargers													
09/25	at Indianapolis													
10/02	at Tampa Bay													
10/10	Las Vegas													
10/16	Buffalo													
10/23	at San Francisco	2	0	0	0.0%	0.0	0.0	0	0.0%	0	0.0%	0	0/0	39.6
11/06	Tennessee													
11/13	Jacksonville													
11/20	at L.A. Chargers													
11/27	L.A. Rams													
12/04	at Cincinnati													
12/11	at Denver													
12/18	at Houston													
12/24	Seattle													
01/01	Denver													
01/07	at Las Vegas	0	0	0	0.0%	0.0	0.0	0	0.0%	0	0.0%	0	0/0	0.0
<b>TOTALS</b>		<b>2</b>	<b>0</b>	<b>0</b>	<b>0.0%</b>	<b>0.0</b>	<b>0.0</b>	<b>0</b>	<b>0.0%</b>	<b>0</b>	<b>0.0%</b>	<b>0</b>	<b>0/0</b>	<b>39.6</b>

PASSING:		TOMMY TOWNSEND												
DATE	OPP.	ATT	CMP	YDS	CMP%	Y/A	Y/C	TD	TD%	INT	INT%	LG	SK/YD	RATE
09/11	at Arizona	0	0	0	0.0%	0.0	0.0	0	0.0%	0	0.0%	0	0/0	0.0
09/15	L.A. Chargers	0	0	0	0.0%	0.0	0.0	0	0.0%	0	0.0%	0	0/0	0.0
09/25	at Indianapolis	1	0	0	0.0%	0.0	0.0	0	0.0%	0	0.0%	0	0/0	39.6
10/02	at Tampa Bay	0	0	0	0.0%	0.0	0.0	0	0.0%	0	0.0%	0	0/0	0.0
10/10	Las Vegas	0	0	0	0.0%	0.0	0.0	0	0.0%	0	0.0%	0	0/0	0.0
10/16	Buffalo	0	0	0	0.0%	0.0	0.0	0	0.0%	0	0.0%	0	0/0	0.0
10/23	at San Francisco	0	0	0	0.0%	0.0	0.0	0	0.0%	0	0.0%	0	0/0	0.0
11/06	Tennessee	0	0	0	0.0%	0.0	0.0	0	0.0%	0	0.0%	0	0/0	0.0
11/13	Jacksonville	0	0	0	0.0%	0.0	0.0	0	0.0%	0	0.0%	0	0/0	0.0
11/20	at L.A. Chargers	0	0	0	0.0%	0.0	0.0	0	0.0%	0	0.0%	0	0/0	0.0
11/27	L.A. Rams	0	0	0	0.0%	0.0	0.0	0	0.0%	0	0.0%	0	0/0	0.0
12/04	at Cincinnati	0	0	0	0.0%	0.0	0.0	0	0.0%	0	0.0%	0	0/0	0.0
12/11	at Denver	0	0	0	0.0%	0.0	0.0	0	0.0%	0	0.0%	0	0/0	0.0
12/18	at Houston	0	0	0	0.0%	0.0	0.0	0	0.0%	0	0.0%	0	0/0	0.0
12/24	Seattle	0	0	0	0.0%	0.0	0.0	0	0.0%	0	0.0%	0	0/0	0.0
01/01	Denver	0	0	0	0.0%	0.0	0.0	0	0.0%	0	0.0%	0	0/0	0.0
01/07	at Las Vegas	0	0	0	0.0%	0.0	0.0	0	0.0%	0	0.0%	0	0/0	0.0
<b>TOTALS</b>		<b>1</b>	<b>0</b>	<b>0</b>	<b>0.0%</b>	<b>0.0</b>	<b>0.0</b>	<b>0</b>	<b>0.0%</b>	<b>0</b>	<b>0.0%</b>	<b>0</b>	<b>0/0</b>	<b>39.6</b>

# INDIVIDUAL GXG STATS: PASSING

PASSING:		SHANE BUECHELE												
DATE	OPP.	ATT	CMP	YDS	CMP%	Y/A	Y/C	TD	TD%	INT	INT%	LG	SK/YD	RATE
09/11	at Arizona							INACTIVE						
09/15	L.A. Chargers							INACTIVE						
09/25	at Indianapolis							INACTIVE						
10/02	at Tampa Bay							INACTIVE						
10/10	Las Vegas							INACTIVE						
10/16	Buffalo							INACTIVE						
10/23	at San Francisco							INACTIVE						
11/06	Tennessee							INACTIVE						
11/13	Jacksonville							INACTIVE						
11/20	at L.A. Chargers							INACTIVE						
11/27	L.A. Rams							INACTIVE						
12/04	at Cincinnati							INACTIVE						
12/11	at Denver							INACTIVE						
12/18	at Houston							INACTIVE						
12/24	Seattle							INACTIVE						
01/01	Denver							INACTIVE						
01/07	at Las Vegas							INACTIVE						
<b>TOTALS</b>		<b>0</b>	<b>0</b>	<b>0</b>	<b>0.0%</b>	<b>0.0</b>	<b>0.0</b>	<b>0</b>	<b>0.0%</b>	<b>0</b>	<b>0.0%</b>	<b>--</b>	<b>0/0</b>	<b>0.0</b>

PASSING:		CHRIS OLADOKUN												
DATE	OPP.	ATT	CMP	YDS	CMP%	Y/A	Y/C	TD	TD%	INT	INT%	LG	SK/YD	RATE
09/11	at Arizona							PRACTICE SQUAD						
09/15	L.A. Chargers							PRACTICE SQUAD						
09/25	at Indianapolis							PRACTICE SQUAD						
10/02	at Tampa Bay							PRACTICE SQUAD						
10/10	Las Vegas							PRACTICE SQUAD						
10/16	Buffalo							PRACTICE SQUAD						
10/23	at San Francisco							PRACTICE SQUAD						
11/06	Tennessee							PRACTICE SQUAD						
11/13	Jacksonville							PRACTICE SQUAD						
11/20	at L.A. Chargers							PRACTICE SQUAD						
11/27	L.A. Rams							PRACTICE SQUAD						
12/04	at Cincinnati							PRACTICE SQUAD						
12/11	at Denver							PRACTICE SQUAD						
12/18	at Houston							PRACTICE SQUAD						
12/24	Seattle							PRACTICE SQUAD						
01/01	Denver							PRACTICE SQUAD						
01/07	at Las Vegas							PRACTICE SQUAD						
<b>TOTALS</b>		<b>0</b>	<b>0</b>	<b>0</b>	<b>0.0%</b>	<b>0.0</b>	<b>0.0</b>	<b>0</b>	<b>0.0%</b>	<b>0</b>	<b>0.0%</b>	<b>--</b>	<b>0/0</b>	<b>0.0</b>

# INDIVIDUAL GXG STATS: PASSING

## 2022 POSTSEASON INDIVIDUAL GAME-BY-GAME STATS

PASSING:		PATRICK MAHOMES												
DATE	OPP.	ATT	CMP	YDS	CMP%	Y/A	Y/C	TD	TD%	INT	INT%	LG	SK/YD	RATE
01/21	Jacksonville	30	22	195	73.3%	6.5	8.9	2	6.7%	0	0.0%	27	0/0	112.5
01/29	Cincinnati	43	29	326	67.4%	7.6	11.2	2	4.7%	0	0.0%	29	3/11	105.4
02/12	at Philadelphia	27	21	182	77.8%	6.7	8.7	3	11.1%	0	0.0%	22	0/0	131.8
<b>TOTALS</b>		<b>100</b>	<b>72</b>	<b>703</b>	<b>72.0%</b>	<b>7.0</b>	<b>9.8</b>	<b>7</b>	<b>7.0%</b>	<b>0</b>	<b>0.0%</b>	<b>29</b>	<b>3/11</b>	<b>114.7</b>

PASSING:		CHAD HENNE												
DATE	OPP.	ATT	CMP	YDS	CMP%	Y/A	Y/C	TD	TD%	INT	INT%	LG	SK/YD	RATE
01/21	Jacksonville	7	5	23	71.4%	3.3	4.6	1	14.3%	0	0.0%	8	0/0	114.9
01/29	Cincinnati	DID NOT PLAY												
02/12	at Philadelphia	DID NOT PLAY												
<b>TOTALS</b>		<b>7</b>	<b>5</b>	<b>23</b>	<b>71.4%</b>	<b>3.3</b>	<b>4.6</b>	<b>1</b>	<b>14.3%</b>	<b>0</b>	<b>0.0%</b>	<b>8</b>	<b>0/0</b>	<b>114.9</b>

PASSING:		SHANE BUCHELE												
DATE	OPP.	ATT	CMP	YDS	CMP%	Y/A	Y/C	TD	TD%	INT	INT%	LG	SK/YD	RATE
01/21	Jacksonville	INACTIVE												
01/29	Cincinnati	INACTIVE												
02/12	at Philadelphia	INACTIVE												
<b>TOTALS</b>		<b>0</b>	<b>0</b>	<b>0</b>	<b>0.0%</b>	<b>0.0</b>	<b>0.0</b>	<b>0</b>	<b>0.0%</b>	<b>0</b>	<b>0.0%</b>	<b>--</b>	<b>0/0</b>	<b>0.0</b>

PASSING:		CHRIS OLADOKUN												
DATE	OPP.	ATT	CMP	YDS	CMP%	Y/A	Y/C	TD	TD%	INT	INT%	LG	SK/YD	RATE
01/21	Jacksonville	PRACTICE SQUAD												
01/29	Cincinnati	PRACTICE SQUAD												
02/12	at Philadelphia	PRACTICE SQUAD												
<b>TOTALS</b>		<b>0</b>	<b>0</b>	<b>0</b>	<b>0.0%</b>	<b>0.0</b>	<b>0.0</b>	<b>0</b>	<b>0.0%</b>	<b>0</b>	<b>0.0%</b>	<b>--</b>	<b>0/0</b>	<b>0.0</b>

# INDIVIDUAL GXG STATS: RUSHING

## 2022 REGULAR SEASON INDIVIDUAL GAME-BY-GAME STATS

RUSHING:		MICHAEL BURTON					CLYDE EDWARDS-HELAIRE					NOAH GRAY				
DATE	OPP.	NO.	YDS	AVG	LG	TD	NO.	YDS	AVG	LG	TD	NO.	YDS	AVG	LG	TD
09/11	at Arizona	0	0	0.0	--	0	7	42	6.0	18	0	0	0	0.0	--	0
09/15	L.A. Chargers	1	6	6.0	6	0	8	74	9.3	52	0	0	0	0.0	--	0
09/25	at Indianapolis	1	2	2.0	2	0	7	0	0.0	4	1	0	0	0.0	--	0
10/02	at Tampa Bay	0	0	0.0	--	0	19	92	4.8	20	1	1	1	1.0	1t	1
10/10	Las Vegas	0	0	0.0	--	0	9	15	1.7	8	0	0	0	0.0	--	0
10/16	Buffalo	0	0	0.0	--	0	9	33	3.7	11	0	0	0	0.0	--	0
10/23	at San Francisco	0	0	0.0	--	0	6	32	5.3	16t	1	0	0	0.0	--	0
11/06	Tennessee	1	0	0.0	--	0	4	5	1.3	3	0	0	0	0.0	--	0
11/13	Jacksonville	1	-1	-1.0	-1	0	0	0	0.0	--	0	0	0	0.0	--	0
11/20	at L.A. Chargers	0	0	0.0	--	0	2	9	4.5	6	0	0	0	0.0	--	0
11/27	L.A. Rams	0	0	0.0	--	0	RESERVE/INJURED					0	0	0.0	--	0
12/04	at Cincinnati	0	0	0.0	--	0	RESERVE/INJURED					0	0	0.0	--	0
12/11	at Denver	1	0	0.0	--	0	RESERVE/INJURED					0	0	0.0	--	0
12/18	at Houston	0	0	0.0	--	0	RESERVE/INJURED					0	0	0.0	--	0
12/24	Seattle	0	0	0.0	--	0	RESERVE/INJURED					0	0	0.0	--	0
01/01	Denver	0	0	0.0	--	0	RESERVE/INJURED					0	0	0.0	--	0
01/07	at Las Vegas	0	0	0.0	--	0	RESERVE/INJURED					0	0	0.0	--	0
<b>TOTALS</b>		<b>5</b>	<b>7</b>	<b>1.4</b>	<b>6</b>	<b>0</b>	<b>71</b>	<b>302</b>	<b>4.3</b>	<b>52</b>	<b>3</b>	<b>1</b>	<b>1</b>	<b>1.0</b>	<b>1T</b>	<b>1</b>

RUSHING:		MECOLE HARDMAN					CHAD HENNE					RONALD JONES II				
DATE	OPP.	NO.	YDS	AVG	LG	TD	NO.	YDS	AVG	LG	TD	NO.	YDS	AVG	LG	TD
09/11	at Arizona	0	0	0.0	--	0	0	0	0.0	--	0	INACTIVE				
09/15	L.A. Chargers	1	-4	-4.0	-4	0	DID NOT PLAY					INACTIVE				
09/25	at Indianapolis	0	0	0.0	--	0	DID NOT PLAY					INACTIVE				
10/02	at Tampa Bay	0	0	0.0	--	0	DID NOT PLAY					INACTIVE				
10/10	Las Vegas	1	7	7.0	7	0	DID NOT PLAY					INACTIVE				
10/16	Buffalo	0	0	0.0	--	0	DID NOT PLAY					INACTIVE				
10/23	at San Francisco	2	28	14.0	25t	2	3	-3	-1.0	-1	0	INACTIVE				
11/06	Tennessee	0	0	0.0	--	0	DID NOT PLAY					INACTIVE				
11/13	Jacksonville	INACTIVE					DID NOT PLAY					INACTIVE				
11/20	at L.A. Chargers	RESERVE/INJURED					DID NOT PLAY					INACTIVE				
11/27	L.A. Rams	RESERVE/INJURED					DID NOT PLAY					4	12	3.0	5	0
12/04	at Cincinnati	RESERVE/INJURED					DID NOT PLAY					0	0	0.0	--	0
12/11	at Denver	RESERVE/INJURED					DID NOT PLAY					DID NOT PLAY				
12/18	at Houston	RESERVE/INJURED					DID NOT PLAY					1	6	6.0	6	0
12/24	Seattle	RESERVE/INJURED					DID NOT PLAY					1	4	4.0	4	0
01/01	Denver	RESERVE/INJURED					DID NOT PLAY					1	3	3.0	3	0
01/07	at Las Vegas	INACTIVE					2	-2	-1.0	-1	0	10	45	4.5	13	1
<b>TOTALS</b>		<b>4</b>	<b>31</b>	<b>7.8</b>	<b>25T</b>	<b>2</b>	<b>5</b>	<b>-5</b>	<b>-1.0</b>	<b>-1</b>	<b>0</b>	<b>17</b>	<b>70</b>	<b>4.1</b>	<b>13</b>	<b>1</b>

RUSHING:		TRAVIS KELCE					PATRICK MAHOMES					JERICK MCKINNON				
DATE	OPP.	NO.	YDS	AVG	LG	TD	NO.	YDS	AVG	LG	TD	NO.	YDS	AVG	LG	TD
09/11	at Arizona	0	0	0.0	--	0	3	5	1.7	4	0	4	22	5.5	18	0
09/15	L.A. Chargers	0	0	0.0	--	0	2	-1	-0.5	--	0	4	12	3.0	5	0
09/25	at Indianapolis	1	1	1.0	1	0	4	26	6.5	10	0	7	20	2.9	6	0
10/02	at Tampa Bay	0	0	0.0	--	0	4	34	8.5	11	0	2	-1	-0.5	--	0
10/10	Las Vegas	0	0	0.0	--	0	4	28	7.0	16	0	8	53	6.6	30	0
10/16	Buffalo	1	4	4.0	4	0	4	21	5.3	10	0	2	1	0.5	1	0
10/23	at San Francisco	0	0	0.0	--	0	0	0	0.0	--	0	2	12	6.0	9	0
11/06	Tennessee	0	0	0.0	--	0	6	63	10.5	20	1	3	4	1.3	3	0
11/13	Jacksonville	0	0	0.0	--	0	7	39	5.6	19	0	1	2	2.0	2	0
11/20	at L.A. Chargers	0	0	0.0	--	0	4	23	5.8	16	0	6	24	4.0	7	0
11/27	L.A. Rams	0	0	0.0	--	0	4	36	9.0	13	0	0	0	0.0	--	0
12/04	at Cincinnati	0	0	0.0	--	0	2	9	4.5	6	1	8	51	6.4	14	0
12/11	at Denver	0	0	0.0	--	0	3	-3	-1.0	-1	0	6	22	3.7	7	0
12/18	at Houston	0	0	0.0	--	0	5	33	6.6	14	1	10	52	5.2	26t	1
12/24	Seattle	0	0	0.0	--	0	2	8	4.0	5	1	5	7	1.4	5	0
01/01	Denver	0	0	0.0	--	0	4	8	2.0	4	0	2	4	2.0	4	0
01/07	at Las Vegas	0	0	0.0	--	0	3	29	9.7	14	0	2	6	3.0	7	0
<b>TOTALS</b>		<b>2</b>	<b>5</b>	<b>2.5</b>	<b>4</b>	<b>0</b>	<b>61</b>	<b>358</b>	<b>5.9</b>	<b>20</b>	<b>4</b>	<b>72</b>	<b>291</b>	<b>4.0</b>	<b>30</b>	<b>1</b>

# INDIVIDUAL GXG STATS: RUSHING

RUSHING:		SKYY MOORE					ISIAH PACHECO					KADARIUS TONEY				
DATE	OPP.	NO.	YDS	AVG	LG	TD	NO.	YDS	AVG	LG	TD	NO.	YDS	AVG	LG	TD
09/11	at Arizona	0	0	0.0	--	0	12	62	5.2	22	1	<i>Giants</i>				
09/15	L.A. Chargers	0	0	0.0	--	0	2	6	3.0	6	0	<i>Giants</i>				
09/25	at Indianapolis	0	0	0.0	--	0	3	9	3.0	5	0	<i>Giants</i>				
10/02	at Tampa Bay	0	0	0.0	--	0	11	63	5.7	9	0	<i>Giants</i>				
10/10	Las Vegas	0	0	0.0	--	0	1	0	0.0	--	0	<i>Giants</i>				
10/16	Buffalo	0	0	0.0	--	0	2	9	4.5	5	0	<i>Giants</i>				
10/23	at San Francisco	0	0	0.0	--	0	8	43	5.4	17	0	<i>Giants</i>				
11/06	Tennessee	0	0	0.0	--	0	5	5	1.0	2	0	0	0	0.0	--	0
11/13	Jacksonville	0	0	0.0	--	0	16	82	5.1	13	0	2	33	16.5	32	0
11/20	at L.A. Chargers	0	0	0.0	--	0	15	107	7.1	28	0	0	0	0.0	--	0
11/27	L.A. Rams	0	0	0.0	--	0	22	69	3.1	9	1	<i>INACTIVE</i>				
12/04	at Cincinnati	1	12	12.0	12	0	14	66	4.7	16	1	<i>INACTIVE</i>				
12/11	at Denver	0	0	0.0	--	0	13	70	5.4	10	0	<i>INACTIVE</i>				
12/18	at Houston	2	12	6.0	9	0	15	86	5.7	18	0	0	0	0.0	--	0
12/24	Seattle	0	0	0.0	--	0	14	58	4.1	8	0	0	0	0.0	--	0
01/01	Denver	0	0	0.0	--	0	9	31	3.4	6	1	0	0	0.0	--	0
01/07	at Las Vegas	<i>INACTIVE</i>					8	64	8.0	31	1	3	26	8.7	14	1
<b>TOTALS</b>		<b>3</b>	<b>24</b>	<b>8.0</b>	<b>12</b>	<b>0</b>	<b>170</b>	<b>830</b>	<b>4.9</b>	<b>31</b>	<b>5</b>	<b>5</b>	<b>59</b>	<b>11.8</b>	<b>32</b>	<b>1</b>

RUSHING:		MARQUEZ VALDES-SCANTLING				
DATE	OPP.	NO.	YDS	AVG	LG	TD
09/11	at Arizona	1	-3	-3.0	-3	0
09/15	L.A. Chargers	0	0	0.0	--	0
09/25	at Indianapolis	0	0	0.0	--	0
10/02	at Tampa Bay	0	0	0.0	--	0
10/10	Las Vegas	0	0	0.0	--	0
10/16	Buffalo	0	0	0.0	--	0
10/23	at San Francisco	0	0	0.0	--	0
11/06	Tennessee	0	0	0.0	--	0
11/13	Jacksonville	0	0	0.0	--	0
11/20	at L.A. Chargers	0	0	0.0	--	0
11/27	L.A. Rams	0	0	0.0	--	0
12/04	at Cincinnati	0	0	0.0	--	0
12/11	at Denver	0	0	0.0	--	0
12/18	at Houston	0	0	0.0	--	0
12/24	Seattle	0	0	0.0	--	0
01/01	Denver	0	0	0.0	--	0
01/07	at Las Vegas	0	0	0.0	--	0
<b>TOTALS</b>		<b>1</b>	<b>-3</b>	<b>-3.0</b>	<b>-3</b>	<b>0</b>

# INDIVIDUAL GXG STATS: RUSHING

## 2022 POSTSEASON INDIVIDUAL GAME-BY-GAME STATS

RUSHING:		NOAH GRAY					MECOLE HARDMAN					CHAD HENNE				
DATE	OPP.	NO.	YDS	AVG	LG	TD	NO.	YDS	AVG	LG	TD	NO.	YDS	AVG	LG	TD
01/21	Jacksonville	1	0	0.0	--	0	INACTIVE					1	-1	-1.0	-1	0
01/29	Cincinnati	0	0	0.0	--	0	2	7	3.5	5	0	DID NOT PLAY				
02/12	at Philadelphia	0	0	0.0	--	0	RESERVE/INJURED					DID NOT PLAY				
<b>TOTALS</b>		<b>1</b>	<b>0</b>	<b>0.0</b>	<b>--</b>	<b>0</b>	<b>2</b>	<b>7</b>	<b>3.5</b>	<b>5</b>	<b>0</b>	<b>1</b>	<b>-1</b>	<b>-1.0</b>	<b>-1</b>	<b>0</b>

RUSHING:		RONALD JONES II					PATRICK MAHOMES					JERICK MCKINNON				
DATE	OPP.	NO.	YDS	AVG	LG	TD	NO.	YDS	AVG	LG	TD	NO.	YDS	AVG	LG	TD
01/21	Jacksonville	DID NOT PLAY					3	8	2.7	5	0	11	25	2.3	7	0
01/29	Cincinnati	1	0	0.0	--	0	3	8	2.7	5	0	4	1	0.3	4	0
02/12	at Philadelphia	DID NOT PLAY					6	44	7.3	26	0	4	34	8.5	14	0
<b>TOTALS</b>		<b>1</b>	<b>0</b>	<b>0.0</b>	<b>--</b>	<b>0</b>	<b>12</b>	<b>60</b>	<b>5.0</b>	<b>26</b>	<b>0</b>	<b>19</b>	<b>60</b>	<b>3.2</b>	<b>14</b>	<b>0</b>

RUSHING:		SKYY MOORE					ISIAH PACHECO					KADARIUS TONEY				
DATE	OPP.	NO.	YDS	AVG	LG	TD	NO.	YDS	AVG	LG	TD	NO.	YDS	AVG	LG	TD
01/21	Jacksonville	1	3	3.0	3	0	12	95	7.9	39	0	1	14	14.0	14	0
01/29	Cincinnati	0	0	0.0	--	0	10	26	2.6	6	0	0	0	0.0	--	0
02/12	at Philadelphia	1	4	4.0	4	0	15	76	5.1	24	1	0	0	0.0	--	0
<b>TOTALS</b>		<b>2</b>	<b>7</b>	<b>3.5</b>	<b>4</b>	<b>0</b>	<b>37</b>	<b>197</b>	<b>5.3</b>	<b>39</b>	<b>1</b>	<b>1</b>	<b>14</b>	<b>14.0</b>	<b>14</b>	<b>0</b>

# INDIVIDUAL GXG STATS: RECEIVING

## 2022 REGULAR SEASON INDIVIDUAL GAME-BY-GAME STATS

RECEIVING:		BLAKE BELL					MICHAEL BURTON					CLYDE EDWARDS-HELAIRE				
DATE	OPP.	NO.	YDS	AVG	LG	TD	NO.	YDS	AVG	LG	TD	NO.	YDS	AVG	LG	TD
09/11	at Arizona		RESERVE/INJURED				0	0	0.0	--	0	3	32	10.7	25	2
09/15	L.A. Chargers		RESERVE/INJURED				1	2	2.0	2	0	4	44	11.0	21	0
09/25	at Indianapolis		RESERVE/INJURED				0	0	0.0	--	0	5	39	7.8	16	0
10/02	at Tampa Bay		RESERVE/INJURED				0	0	0.0	--	0	1	2	2.0	2t	1
10/10	Las Vegas		RESERVE/INJURED				0	0	0.0	--	0	3	20	6.7	10	0
10/16	Buffalo		RESERVE/INJURED				0	0	0.0	--	0	0	0	0.0	--	0
10/23	at San Francisco		RESERVE/INJURED				0	0	0.0	--	0	0	0	0.0	--	0
11/06	Tennessee		RESERVE/INJURED				1	9	9.0	9	0	1	14	14.0	14	0
11/13	Jacksonville		RESERVE/INJURED				0	0	0.0	--	0	0	0	0.0	--	0
11/20	at L.A. Chargers		RESERVE/INJURED				0	0	0.0	--	0	0	0	0.0	--	0
11/27	L.A. Rams		RESERVE/INJURED				0	0	0.0	--	0	RESERVE/INJURED				
12/04	at Cincinnati		RESERVE/INJURED				0	0	0.0	--	0	RESERVE/INJURED				
12/11	at Denver		RESERVE/INJURED				0	0	0.0	--	0	RESERVE/INJURED				
12/18	at Houston		RESERVE/INJURED				0	0	0.0	--	0	RESERVE/INJURED				
12/24	Seattle	0	0	0.0	--	0	0	0.0	--	0	RESERVE/INJURED					
01/01	Denver	1	17	17.0	17t	1	0	0	0.0	--	0	RESERVE/INJURED				
01/07	at Las Vegas	1	3	3.0	3	0	0	0	0.0	--	0	RESERVE/INJURED				
<b>TOTALS</b>		<b>2</b>	<b>20</b>	<b>10.0</b>	<b>17T</b>	<b>1</b>	<b>2</b>	<b>11</b>	<b>5.5</b>	<b>9</b>	<b>0</b>	<b>17</b>	<b>151</b>	<b>8.9</b>	<b>25</b>	<b>3</b>

RECEIVING:		JODY FORTSON					NOAH GRAY					MECOLE HARDMAN				
DATE	OPP.	NO.	YDS	AVG	LG	TD	NO.	YDS	AVG	LG	TD	NO.	YDS	AVG	LG	TD
09/11	at Arizona	1	1	1.0	1t	1	1	10	10.0	10	0	3	16	5.3	8	1
09/15	L.A. Chargers	0	0	0.0	--	0	2	12	6.0	11	0	3	49	16.3	30	0
09/25	at Indianapolis	0	0	0.0	--	0	1	26	26.0	26	0	1	2	2.0	2	0
10/02	at Tampa Bay	1	10	10.0	10t	1	0	0	0.0	--	0	1	4	4.0	4	0
10/10	Las Vegas	0	0	0.0	--	0	1	7	7.0	7	0	4	73	18.3	36	0
10/16	Buffalo	0	0	0.0	--	0	3	13	4.3	7	0	3	42	14.0	26	1
10/23	at San Francisco	1	8	8.0	8	0	1	10	10.0	10	0	4	32	8.0	18	1
11/06	Tennessee		INACTIVE				3	45	15.0	27	0	6	79	13.2	33	1
11/13	Jacksonville	1	6	6.0	6	0	2	20	10.0	13t	1	INACTIVE				
11/20	at L.A. Chargers	2	51	25.5	40	0	2	15	7.5	12	0	RESERVE/INJURED				
11/27	L.A. Rams	2	26	13.0	21	0	2	16	8.0	9	0	RESERVE/INJURED				
12/04	at Cincinnati	1	6	6.0	6	0	1	15	15.0	15	0	RESERVE/INJURED				
12/11	at Denver	0	0	0.0	--	0	3	45	15.0	25	0	RESERVE/INJURED				
12/18	at Houston	0	0	0.0	--	0	3	31	10.3	13	0	RESERVE/INJURED				
12/24	Seattle		RESERVE/INJURED				1	8	8.0	8	0	RESERVE/INJURED				
01/01	Denver		RESERVE/INJURED				1	12	12.0	12	0	RESERVE/INJURED				
01/07	at Las Vegas		RESERVE/INJURED				1	14	14.0	14	0	INACTIVE				
<b>TOTALS</b>		<b>9</b>	<b>108</b>	<b>12.0</b>	<b>40</b>	<b>2</b>	<b>28</b>	<b>299</b>	<b>10.7</b>	<b>27</b>	<b>1</b>	<b>25</b>	<b>297</b>	<b>11.9</b>	<b>36</b>	<b>4</b>

RECEIVING:		RONALD JONES II					TRAVIS KELCE					PATRICK MAHOMES				
DATE	OPP.	NO.	YDS	AVG	LG	TD	NO.	YDS	AVG	LG	TD	NO.	YDS	AVG	LG	TD
09/11	at Arizona		INACTIVE				8	121	15.1	35	1	0	0	0.0	--	0
09/15	L.A. Chargers		INACTIVE				5	51	10.2	19	0	0	0	0.0	--	0
09/25	at Indianapolis		INACTIVE				4	58	14.5	29	1	0	0	0.0	--	0
10/02	at Tampa Bay		INACTIVE				9	92	10.2	22	1	0	0	0.0	--	0
10/10	Las Vegas		INACTIVE				7	25	3.6	8t	4	0	0	0.0	--	0
10/16	Buffalo		INACTIVE				8	108	13.5	25	0	0	0	0.0	--	0
10/23	at San Francisco		INACTIVE				6	98	16.3	27	0	0	0	0.0	--	0
11/06	Tennessee		INACTIVE				10	106	10.6	23	0	0	0	0.0	--	0
11/13	Jacksonville		INACTIVE				6	81	13.5	46	1	0	0	0.0	--	0
11/20	at L.A. Chargers		INACTIVE				6	115	19.2	34	3	0	0	0.0	--	0
11/27	L.A. Rams	1	22	22.0	22	0	4	57	14.3	39t	1	0	0	0.0	--	0
12/04	at Cincinnati	0	0	0.0	--	0	4	56	14.0	19	0	0	0	0.0	--	0
12/11	at Denver		DID NOT PLAY				4	71	17.8	37	0	0	0	0.0	--	0
12/18	at Houston	0	0	0.0	--	0	10	105	10.5	18	0	0	0	0.0	--	0
12/24	Seattle	0	0	0.0	--	0	6	113	18.8	52	0	0	0	0.0	--	0
01/01	Denver	0	0	0.0	--	0	7	43	6.1	12	0	1	6	6.0	6	0
01/07	at Las Vegas	0	0	0.0	--	0	6	38	6.3	15	0	0	0	0.0	--	0
<b>TOTALS</b>		<b>1</b>	<b>22</b>	<b>22.0</b>	<b>22</b>	<b>0</b>	<b>110</b>	<b>1,338</b>	<b>12.2</b>	<b>52</b>	<b>12</b>	<b>1</b>	<b>6</b>	<b>6.0</b>	<b>6</b>	<b>0</b>

# INDIVIDUAL GXG STATS: RECEIVING

RECEIVING:		JERICK MCKINNON					SKYY MOORE					ISIAH PACHECO				
DATE	OPP.	NO.	YDS	AVG	LG	TD	NO.	YDS	AVG	LG	TD	NO.	YDS	AVG	LG	TD
09/11	at Arizona	3	27	9.0	18	0	1	30	30.0	30	0	0	0	0.0	--	0
09/15	L.A. Chargers	2	4	2.0	9t	1	0	0	0.0	--	0	0	0	0.0	--	0
09/25	at Indianapolis	0	0	0.0	--	0	0	0	0.0	--	0	0	0	0.0	--	0
10/02	at Tampa Bay	1	1	1.0	1	0	2	31	15.5	16	0	0	0	0.0	--	0
10/10	Las Vegas	2	19	9.5	12	0	2	15	7.5	8	0	0	0	0.0	--	0
10/16	Buffalo	3	29	9.7	19	0	1	24	24.0	24	0	2	9	4.5	12	0
10/23	at San Francisco	2	36	18.0	34	0	0	0	0.0	--	0	0	0	0.0	--	0
11/06	Tennessee	6	40	6.7	16	0	0	0	0.0	--	0	1	4	4.0	4	0
11/13	Jacksonville	6	56	9.3	19	0	1	6	6.0	6	0	0	0	0.0	--	0
11/20	at L.A. Chargers	1	0	0.0	--	0	5	63	12.6	18	0	0	0	0.0	--	0
11/27	L.A. Rams	3	26	8.7	11	0	5	36	7.2	18	0	1	17	17.0	17	0
12/04	at Cincinnati	2	9	4.5	7	1	0	0	0.0	--	0	2	16	8.0	16	0
12/11	at Denver	7	112	16.0	56t	2	1	7	7.0	7	0	3	23	7.7	17	0
12/18	at Houston	8	70	8.8	21	1	0	0	0.0	--	0	1	11	11.0	11	0
12/24	Seattle	3	31	10.3	16	1	1	5	5.0	5	0	1	32	32.0	32	0
01/01	Denver	5	52	10.4	28	2	3	33	11.0	18	0	2	18	9.0	9	0
01/07	at Las Vegas	2	0	0.0	2t	1	<i>INACTIVE</i>					0	0	0.0	--	0
<b>TOTALS</b>		<b>56</b>	<b>512</b>	<b>9.1</b>	<b>56T</b>	<b>9</b>	<b>22</b>	<b>250</b>	<b>11.4</b>	<b>30</b>	<b>0</b>	<b>13</b>	<b>130</b>	<b>10.0</b>	<b>32</b>	<b>0</b>

RECEIVING:		JUJU SMITH-SCHUSTER					KADARIUS TONEY					MARQUEZ VALDES-SCANTLING				
DATE	OPP.	NO.	YDS	AVG	LG	TD	NO.	YDS	AVG	LG	TD	NO.	YDS	AVG	LG	TD
09/11	at Arizona	6	79	13.2	20	0	<i>Giants</i>					4	44	11.0	17	0
09/15	L.A. Chargers	3	10	3.3	4	0	<i>Giants</i>					2	13	6.5	7	0
09/25	at Indianapolis	5	89	17.8	53	0	<i>Giants</i>					4	48	12.0	24	0
10/02	at Tampa Bay	5	46	9.2	19	0	<i>Giants</i>					3	63	21.0	36	0
10/10	Las Vegas	3	33	11.0	13	0	<i>Giants</i>					6	90	15.0	23	0
10/16	Buffalo	5	113	22.6	42t	1	<i>Giants</i>					0	0	0.0	--	0
10/23	at San Francisco	7	124	17.7	45t	1	<i>Giants</i>					3	111	37.0	57	0
11/06	Tennessee	10	88	8.8	17	0	2	12	6.0	10	0	1	12	12.0	12	0
11/13	Jacksonville	2	33	16.5	25	0	4	57	14.3	23	1	3	60	20.0	36	1
11/20	at L.A. Chargers	<i>INACTIVE</i>					0	0	0.0	--	0	1	18	18.0	18	0
11/27	L.A. Rams	3	38	12.7	15	0	<i>INACTIVE</i>					4	56	14.0	23	0
12/04	at Cincinnati	3	35	11.7	18	0	<i>INACTIVE</i>					2	71	35.5	42	0
12/11	at Denver	9	74	8.2	20	1	<i>INACTIVE</i>					1	20	20.0	20	0
12/18	at Houston	10	88	8.8	19	0	1	5	5.0	5	0	3	26	8.7	15	1
12/24	Seattle	3	27	9.0	13	0	1	8	8.0	8t	1	0	0	0.0	--	0
01/01	Denver	2	21	10.5	11	0	4	71	17.8	38	0	2	28	14.0	22	0
01/07	at Las Vegas	2	35	17.5	28	0	2	18	9.0	10	0	3	27	9.0	13	0
<b>TOTALS</b>		<b>78</b>	<b>933</b>	<b>12.0</b>	<b>53</b>	<b>3</b>	<b>14</b>	<b>171</b>	<b>12.2</b>	<b>38</b>	<b>2</b>	<b>42</b>	<b>687</b>	<b>16.4</b>	<b>57</b>	<b>2</b>

RECEIVING:		JUSTIN WATSON				
DATE	OPP.	NO.	YDS	AVG	LG	TD
09/11	at Arizona	0	0	0.0	--	0
09/15	L.A. Chargers	2	50	25.0	41t	1
09/25	at Indianapolis	0	0	0.0	--	0
10/02	at Tampa Bay	0	0	0.0	--	0
10/10	Las Vegas	1	10	10.0	10	0
10/16	Buffalo	0	0	0.0	--	0
10/23	at San Francisco	1	4	4.0	4t	1
11/06	Tennessee	2	37	18.5	31	0
11/13	Jacksonville	1	12	12.0	12	0
11/20	at L.A. Chargers	3	67	22.3	29	0
11/27	L.A. Rams	2	26	13.0	14	0
12/04	at Cincinnati	1	15	15.0	15	0
12/11	at Denver	0	0	0.0	--	0
12/18	at Houston	0	0	0.0	--	0
12/24	Seattle	0	0	0.0	--	0
01/01	Denver	1	27	27.0	27	0
01/07	at Las Vegas	1	67	67.0	67	0
<b>TOTALS</b>		<b>15</b>	<b>315</b>	<b>21.0</b>	<b>67</b>	<b>2</b>



# INDIVIDUAL GXG STATS: RECEIVING

## 2022 POSTSEASON INDIVIDUAL GAME-BY-GAME STATS

RECEIVING:		BLAKE BELL					NOAH GRAY					MECOLE HARDMAN				
DATE	OPP.	NO.	YDS	AVG	LG	TD	NO.	YDS	AVG	LG	TD	NO.	YDS	AVG	LG	TD
01/21	Jacksonville	1	4	4.0	4	0	1	27	27.0	27	0	INACTIVE				
01/29	Cincinnati	INACTIVE					1	4	4.0	4	0	2	10	5.0	11	0
02/12	at Philadelphia	INACTIVE					1	6	6.0	6	0	RESERVE/INJURED				
<b>TOTALS</b>		<b>1</b>	<b>4</b>	<b>4.0</b>	<b>4</b>	<b>0</b>	<b>3</b>	<b>37</b>	<b>12.3</b>	<b>27</b>	<b>0</b>	<b>2</b>	<b>10</b>	<b>5.0</b>	<b>11</b>	<b>0</b>

RECEIVING:		TRAVIS KELCE					MARCUS KEMP					JERICK MCKINNON				
DATE	OPP.	NO.	YDS	AVG	LG	TD	NO.	YDS	AVG	LG	TD	NO.	YDS	AVG	LG	TD
01/21	Jacksonville	14	98	7.0	15	2	INACTIVE					0	0	0.0	--	0
01/29	Cincinnati	7	78	11.1	16	1	1	13	13.0	13	0	2	17	8.5	13	0
02/12	at Philadelphia	6	81	13.5	22	1	0	0	0.0	--	0	3	15	5.0	7	0
<b>TOTALS</b>		<b>27</b>	<b>257</b>	<b>9.5</b>	<b>22</b>	<b>4</b>	<b>1</b>	<b>13</b>	<b>13.0</b>	<b>13</b>	<b>0</b>	<b>5</b>	<b>32</b>	<b>6.4</b>	<b>13</b>	<b>0</b>

RECEIVING:		SKYY MOORE					ISIAH PACHECO					JUJU SMITH-SCHUSTER				
DATE	OPP.	NO.	YDS	AVG	LG	TD	NO.	YDS	AVG	LG	TD	NO.	YDS	AVG	LG	TD
01/21	Jacksonville	1	0	0.0	--	0	1	6	6.0	6	0	2	29	14.5	16	0
01/29	Cincinnati	3	13	4.3	8	0	5	59	11.8	18	0	1	7	7.0	7	0
02/12	at Philadelphia	1	4	4.0	4t	1	0	0	0.0	--	0	7	53	7.6	14	0
<b>TOTALS</b>		<b>5</b>	<b>17</b>	<b>3.4</b>	<b>8</b>	<b>1</b>	<b>6</b>	<b>65</b>	<b>10.8</b>	<b>18</b>	<b>0</b>	<b>10</b>	<b>89</b>	<b>8.9</b>	<b>16</b>	<b>0</b>

RECEIVING:		KADARIUS TONEY					MARQUEZ VALDES-SCANTLING					JUSTIN WATSON				
DATE	OPP.	NO.	YDS	AVG	LG	TD	NO.	YDS	AVG	LG	TD	NO.	YDS	AVG	LG	TD
01/21	Jacksonville	5	36	7.2	9	0	1	6	6.0	6t	1	1	12	12.0	12	0
01/29	Cincinnati	1	9	9.0	9	0	6	116	19.3	29	1	INACTIVE				
02/12	at Philadelphia	1	5	5.0	5t	1	0	0	0.0	--	0	2	18	9.0	12	0
<b>TOTALS</b>		<b>7</b>	<b>50</b>	<b>7.1</b>	<b>9</b>	<b>1</b>	<b>7</b>	<b>122</b>	<b>17.4</b>	<b>29</b>	<b>2</b>	<b>3</b>	<b>30</b>	<b>10.0</b>	<b>12</b>	<b>0</b>

# INDIVIDUAL GXG STATS: PUNTING

## 2022 REGULAR SEASON INDIVIDUAL GAME-BY-GAME STATS

PUNTING:		TOMMY TOWNSEND							
DATE	OPP.	NO.	YDS	AVG	TB	IN 20	LG	NET	BLK
09/11	at Arizona	2	108	54.0	1	0	58	44.5	0
09/15	L.A. Chargers	6	333	55.5	1	3	74	49.3	0
09/25	at Indianapolis	3	170	56.7	0	2	65	53.3	0
10/02	at Tampa Bay	1	43	43.0	0	0	43	43.0	0
10/10	Las Vegas	3	145	48.3	0	1	60	47.3	0
10/16	Buffalo	3	173	57.7	0	1	60	55.7	0
10/23	at San Francisco	1	33	33.0	0	1	33	33.0	0
11/06	Tennessee	6	283	47.2	1	2	53	42.0	0
11/13	Jacksonville	2	91	45.5	0	1	51	36.0	0
11/20	at L.A. Chargers	2	92	46.0	0	0	50	46.0	0
11/27	L.A. Rams	1	49	49.0	0	1	49	49.0	0
12/04	at Cincinnati	1	55	55.0	0	0	55	45.0	0
12/11	at Denver	3	199	66.3	1	1	76	52.7	0
12/18	at Houston	4	193	48.3	0	2	57	42.5	0
12/24	Seattle	6	246	41.0	0	3	56	39.0	0
01/01	Denver	5	263	52.6	0	1	60	45.2	0
01/07	at Las Vegas	4	196	49.0	0	3	61	47.0	0
<b>TOTALS</b>		<b>53</b>	<b>2,672</b>	<b>50.4</b>	<b>4</b>	<b>22</b>	<b>76</b>	<b>45.6</b>	<b>0</b>

# INDIVIDUAL GXG STATS: PUNTING

## 2022 POSTSEASON INDIVIDUAL GAME-BY-GAME STATS

<b>PUNTING:</b>		<b>TOMMY TOWNSEND</b>							
<b>DATE</b>	<b>OPP.</b>	<b>NO.</b>	<b>YDS</b>	<b>AVG</b>	<b>TB</b>	<b>IN 20</b>	<b>LG</b>	<b>NET</b>	<b>BLK</b>
01/21	Jacksonville	4	203	50.8	0	2	60	45.0	0
01/29	Cincinnati	4	151	37.8	0	3	44	36.5	0
02/12	at Philadelphia	2	98	49.0	0	0	50	31.5	0
<b>TOTALS</b>		<b>10</b>	<b>452</b>	<b>45.2</b>	<b>0</b>	<b>5</b>	<b>60</b>	<b>38.9</b>	<b>0</b>

# INDIVIDUAL GXG STATS: FIELD GOALS

## 2022 REGULAR SEASON INDIVIDUAL GAME-BY-GAME STATS

FIELD GOALS:		HARRISON BUTKER									
DATE	OPP.	0-19	20-29	30-39	40-49	50+	TOTAL	FGM	FGA	PCT	LG
09/11	at Arizona	0/0	0/0	0/0	0/0	1/1	1/1	1	1	100.0%	54
09/15	L.A. Chargers	INACTIVE									
09/25	at Indianapolis	INACTIVE									
10/02	at Tampa Bay	INACTIVE									
10/10	Las Vegas	INACTIVE									
10/16	Buffalo	0/0	0/0	0/0	1/1	1/2	2/3	2	3	66.7%	62
10/23	at San Francisco	0/0	0/0	0/1	0/0	0/0	0/1	0	1	0.0%	0
11/06	Tennessee	0/0	2/2	0/0	0/1	0/0	2/3	2	3	66.7%	28
11/13	Jacksonville	0/0	0/0	0/0	0/0	0/0	0/0	0	0	0.0%	0
11/20	at L.A. Chargers	0/0	0/0	2/2	0/0	1/1	3/3	3	3	100.0%	52
11/27	L.A. Rams	0/0	3/3	1/1	0/0	0/0	4/4	4	4	100.0%	32
12/04	at Cincinnati	0/0	1/1	0/0	0/0	0/1	1/2	1	2	50.0%	26
12/11	at Denver	0/0	0/0	1/1	1/1	0/0	2/2	2	2	100.0%	45
12/18	at Houston	0/0	1/1	0/0	0/0	0/1	1/2	1	2	50.0%	27
12/24	Seattle	0/0	0/0	0/0	1/1	0/0	1/1	1	1	100.0%	47
01/01	Denver	0/0	0/0	0/0	0/0	0/1	0/1	0	1	0.0%	0
01/07	at Las Vegas	0/0	0/0	0/0	1/1	0/0	1/1	1	1	100.0%	44
<b>TOTALS</b>		<b>0/0</b>	<b>7/7</b>	<b>4/5</b>	<b>4/5</b>	<b>3/7</b>	<b>18/24</b>	<b>18</b>	<b>24</b>	<b>75.0%</b>	<b>62</b>

FIELD GOALS:		MATTHEW WRIGHT									
DATE	OPP.	0-19	20-29	30-39	40-49	50+	TOTAL	FGM	FGA	PCT	LG
09/11	at Arizona	NOT ON ROSTER									
09/15	L.A. Chargers	NOT ON ROSTER									
09/25	at Indianapolis	NOT ON ROSTER									
10/02	at Tampa Bay	0/0	0/0	1/1	1/1	0/0	2/2	2	2	100.0%	44
10/10	Las Vegas	0/0	0/0	0/0	0/1	1/1	1/2	1	2	50.0%	59
10/16	Buffalo	PRACTICE SQUAD									
10/23	at San Francisco	PRACTICE SQUAD									
11/06	Tennessee	PRACTICE SQUAD									
11/13	Jacksonville	Steelers									
11/20	at L.A. Chargers	Steelers									
11/27	L.A. Rams	Steelers									
12/04	at Cincinnati	Steelers									
12/11	at Denver	NOT ON ROSTER									
12/18	at Houston	NOT ON ROSTER									
12/24	Seattle	NOT ON ROSTER									
01/01	Denver	NOT ON ROSTER									
01/07	at Las Vegas	INACTIVE									
<b>TOTALS</b>		<b>0/0</b>	<b>0/0</b>	<b>1/1</b>	<b>1/2</b>	<b>1/1</b>	<b>3/4</b>	<b>3</b>	<b>4</b>	<b>75.0%</b>	<b>59</b>

FIELD GOALS:		MATT AMMENDOLA									
DATE	OPP.	0-19	20-29	30-39	40-49	50+	TOTAL	FGM	FGA	PCT	LG
09/11	at Arizona	--									
09/15	L.A. Chargers	1/1	0/0	1/1	0/0	0/0	2/2	2	2	100.0%	31
09/25	at Indianapolis	0/0	1/1	0/1	0/0	0/0	1/2	1	2	50.0%	26
10/02	at Tampa Bay	NOT ON ANY TEAM									
10/10	Las Vegas	Cardinals									
10/16	Buffalo	Cardinals									
10/23	at San Francisco	NOT ON ROSTER									
11/06	Tennessee	NOT ON ROSTER									
11/13	Jacksonville	NOT ON ROSTER									
11/20	at L.A. Chargers	NOT ON ROSTER									
11/27	L.A. Rams	NOT ON ROSTER									
12/04	at Cincinnati	Cardinals									
12/11	at Denver	NOT ON ROSTER									
12/18	at Houston	NOT ON ROSTER									
12/24	Seattle	NOT ON ROSTER									
01/01	Denver	NOT ON ROSTER									
01/07	at Las Vegas	NOT ON ROSTER									
<b>TOTALS</b>		<b>1/1</b>	<b>1/1</b>	<b>1/2</b>	<b>0/0</b>	<b>0/0</b>	<b>3/4</b>	<b>3</b>	<b>4</b>	<b>75.0%</b>	<b>31</b>

# INDIVIDUAL GXG STATS: FIELD GOALS

## 2022 POSTSEASON INDIVIDUAL GAME-BY-GAME STATS

FIELD GOALS:		HARRISON BUTKER									
DATE	OPP.	0-19	20-29	30-39	40-49	50+	TOTAL	FGM	FGA	PCT	LG
01/21	Jacksonville	0/0	0/0	0/0	0/0	2/2	2/2	2	2	100.0%	50
01/29	Cincinnati	0/0	1/1	0/0	2/2	0/0	3/3	3	3	100.0%	45
02/12	at Philadelphia	0/0	1/1	0/0	0/1	0/0	1/2	1	2	50.0%	27
<b>TOTALS</b>		<b>0/0</b>	<b>2/2</b>	<b>0/0</b>	<b>2/3</b>	<b>2/2</b>	<b>6/7</b>	<b>6</b>	<b>7</b>	<b>85.7%</b>	<b>50</b>

# INDIVIDUAL GXG STATS: DEFENSIVE

## 2022 REGULAR SEASON INDIVIDUAL DEFENSIVE GAME-BY-GAME STATS

DATE OPP.	NICK BOLTON							DICAPRIO BOOTLE							DEON BUSH									
	S	A	TK	TFLTFLY	SK SKY	INT FR FF	PR PD	S	A	TK	TFLTFLY	SK SKY	INT FR FF	PR PD	S	A	TK	TFLTFLY	SK SKY	INT FR FF	PR PD			
09/11 at Arizona	8	2	10	1	1	0.0 0.0	0 0 0	0 0	PRACTICE SQUAD							2	0	2	0	0	0.0 0.0	0 0 0	0 0	
09/15 L.A. Chargers	5	5	10	0	0	0.0 0.0	0 0 0	0 0	0	0	0	0	0	0.0 0.0	0 0 0	0 0	0	0	0	0	0	0.0 0.0	0 0 0	0 0
09/25 at Indianapolis	6	3	9	1	11	2.0 19.0	0 0 0	2 0	0	0	0	0	0	0.0 0.0	0 0 0	0 0	0	0	0	0	0	0.0 0.0	0 0 0	0 0
10/02 at Tampa Bay	6	3	9	1	2	0.0 0.0	0 0 0	0 0	PRACTICE SQUAD							0	0	0	0	0	0.0 0.0	0 0 0	0 0	
10/10 Las Vegas	7	2	9	0	0	0.0 0.0	0 0 0	1 0	PRACTICE SQUAD							0	1	1	0	0	0.0 0.0	0 0 0	0 0	
10/16 Buffalo	9	4	13	2	2	0.0 0.0	0 0 0	0 0	0	0	0	0	0	0.0 0.0	0 0 0	0 0	0	0	0	0	0	0.0 0.0	0 0 0	0 0
10/23 at San Francisco	7	3	10	1	1	0.0 0.0	0 0 0	1 0	0	1	1	0	0	0.0 0.0	0 0 0	0 0	1	0	1	0	0	0.0 0.0	0 0 0	0 0
11/06 Tennessee	1	2	3	1	4	0.0 0.0	0 0 0	0 0	PRACTICE SQUAD							0	0	0	0	0	0.0 0.0	0 0 0	0 0	
11/13 Jacksonville	5	3	8	1	0	0.0 0.0	0 0 0	0 0	PRACTICE SQUAD							0	0	0	0	0	0.0 0.0	0 0 0	0 0	
11/20 at L.A. Chargers	10	4	14	0	0	0.0 0.0	1 0 1	0 1	PRACTICE SQUAD							0	0	0	0	0	0.0 0.0	0 0 0	0 1	
11/27 L.A. Rams	8	3	11	1	1	0.0 0.0	1 0 0	0 1	PRACTICE SQUAD							0	0	0	0	0	0.0 0.0	0 0 0	0 0	
12/04 at Cincinnati	8	8	16	0	0	0.0 0.0	0 0 0	0 0	PRACTICE SQUAD							INACTIVE								
12/11 at Denver	4	4	8	0	0	0.0 0.0	0 0 0	1 0	PRACTICE SQUAD							0	0	0	0	0	0.0 0.0	0 0 0	0 0	
12/18 at Houston	4	3	7	0	0	0.0 0.0	0 0 0	2 0	PRACTICE SQUAD							0	0	0	0	0	0.0 0.0	0 0 0	0 0	
12/24 Seattle	8	10	18	0	0	0.0 0.0	0 0 0	0 0	PRACTICE SQUAD							0	0	0	0	0	0.0 0.0	0 0 0	0 0	
01/01 Denver	4	5	9	0	0	0.0 0.0	0 0 0	0 1	PRACTICE SQUAD							0	0	0	0	0	0.0 0.0	0 0 0	0 0	
01/07 at Las Vegas	8	8	16	0	0	0.0 0.0	0 0 0	0 0	PRACTICE SQUAD							0	0	0	0	0	0.0 0.0	0 0 0	0 0	
<b>TOTALS</b>	<b>108</b>	<b>72</b>	<b>180</b>	<b>9</b>	<b>22</b>	<b>2.0 19.0</b>	<b>2 0 1</b>	<b>7 3</b>	<b>0</b>	<b>1</b>	<b>1</b>	<b>0</b>	<b>0</b>	<b>0.0 0.0</b>	<b>0 0 0</b>	<b>0 0</b>	<b>3</b>	<b>1</b>	<b>4</b>	<b>0</b>	<b>0</b>	<b>0.0 0.0</b>	<b>0 0 0</b>	<b>0 1</b>

DATE OPP.	LEO CHENAL							FRANK CLARK							BRYAN COOK									
	S	A	TK	TFLTFLY	SK SKY	INT FR FF	PR PD	S	A	TK	TFLTFLY	SK SKY	INT FR FF	PR PD	S	A	TK	TFLTFLY	SK SKY	INT FR FF	PR PD			
09/11 at Arizona	0	0	0	0	0	0.0 0.0	0 0 0	0 0	1	0	1	0	0	0.0 0.0	0 0 0	0 0	1	0	1	0	0	0.0 0.0	0 0 0	0 0
09/15 L.A. Chargers	1	1	2	0	0	0.0 0.0	0 0 0	1 0	1	1	2	0	0	0.0 0.0	0 0 0	1 0	1	0	1	0	0	0.0 0.0	0 0 0	0 0
09/25 at Indianapolis	0	0	0	0	0	0.0 0.0	0 0 0	0 0	1	2	3	1	11	1.0 11.0	0 0 0	1 0	0	1	1	0	0	0.0 0.0	0 0 0	0 0
10/02 at Tampa Bay	0	0	0	0	0	0.0 0.0	0 0 0	0 0	0	1	1	0	0	0.0 0.0	0 0 0	0 0	2	3	5	0	0	0.0 0.0	0 0 0	1 1
10/10 Las Vegas	2	1	3	0	0	0.0 0.0	0 0 0	0 0	1	1	2	1	7	0.5 3.5	0 0 0	2 0	0	2	2	0	0	0.0 0.0	0 0 0	0 0
10/16 Buffalo	0	2	2	0	0	0.0 0.0	0 0 0	0 0	3	1	4	1	0	0.0 0.0	0 0 0	1 0	INACTIVE							
10/23 at San Francisco	1	0	1	0	0	0.0 0.0	0 0 0	0 0	1	1	2	1	6	1.5 7.5	0 0 0	2 0	0	0	0	0	0	0.0 0.0	0 0 0	0 0
11/06 Tennessee	1	1	2	0	0	0.0 0.0	0 0 0	0 0	RESERVE/LEAGUE SUSP.							1	0	1	0	0	0.0 0.0	0 0 0	0 0	
11/13 Jacksonville	1	1	2	1	1	1.0 1.0	0 0 0	1 0	RESERVE/LEAGUE SUSP.							2	0	2	0	0	0.0 0.0	0 0 0	0 0	
11/20 at L.A. Chargers	0	2	2	0	0	0.0 0.0	0 0 0	1 0	2	0	2	0	0	0.0 0.0	0 1 0	1 0	3	0	3	0	0	0.0 0.0	0 0 0	0 0
11/27 L.A. Rams	0	0	0	0	0	0.0 0.0	0 0 0	0 0	3	3	6	0	0	0.0 0.0	0 0 0	1 1	2	0	2	1	5	1.0 5.0	0 0 0	0 0
12/04 at Cincinnati	0	0	0	0	0	0.0 0.0	0 0 0	0 0	1	2	3	0	0	0.0 0.0	0 0 0	0 0	0	0	0	0	0	0.0 0.0	0 0 0	0 0
12/11 at Denver	1	1	2	0	0	0.0 0.0	0 0 0	0 0	1	0	1	1	6	1.0 6.0	0 0 0	2 0	1	0	1	0	0	0.0 0.0	0 0 0	0 0
12/18 at Houston	4	1	5	1	1	0.0 0.0	0 0 0	0 0	3	2	5	1	4	1.0 4.0	0 0 1	0 0	1	0	1	0	0	0.0 0.0	0 0 0	0 0
12/24 Seattle	0	1	1	0	0	0.0 0.0	0 0 0	0 0	2	0	2	2	1	0.0 0.0	0 0 0	0 0	3	1	4	0	0	0.0 0.0	0 0 0	1 0
01/01 Denver	1	2	3	0	0	0.0 0.0	0 0 0	0 0	4	0	4	0	0	0.0 0.0	0 0 0	1 0	1	1	2	0	0	0.0 0.0	0 0 0	0 1
01/07 at Las Vegas	4	0	4	1	1	0.0 0.0	0 0 0	0 0	1	0	1	0	0	0.0 0.0	0 0 0	1 0	1	0	1	0	0	0.0 0.0	0 0 0	0 0
<b>TOTALS</b>	<b>16</b>	<b>13</b>	<b>29</b>	<b>3</b>	<b>3</b>	<b>1.0 1.0</b>	<b>0 0 0</b>	<b>3 0</b>	<b>25</b>	<b>14</b>	<b>39</b>	<b>8</b>	<b>35</b>	<b>5.0 32.0</b>	<b>0 1 1</b>	<b>13 1</b>	<b>19</b>	<b>8</b>	<b>27</b>	<b>1</b>	<b>5</b>	<b>1.0 5.0</b>	<b>0 0 0</b>	<b>2 2</b>

DATE OPP.	MIKE DANNA							CARLOS DUNLAP II							RASHAD FENTON									
	S	A	TK	TFLTFLY	SK SKY	INT FR FF	PR PD	S	A	TK	TFLTFLY	SK SKY	INT FR FF	PR PD	S	A	TK	TFLTFLY	SK SKY	INT FR FF	PR PD			
09/11 at Arizona	0	2	2	0	0	0.0 0.0	0 0 0	0 0	3	1	4	1	11	1.0 11.0	0 0 0	1 0	4	1	5	0	0	0.0 0.0	0 0 0	0 1
09/15 L.A. Chargers	0	0	0	0	0	0.0 0.0	0 0 0	1 0	2	1	3	0	0	0.0 0.0	0 0 0	1 0	5	1	6	0	0	0.0 0.0	0 0 0	0 0
09/25 at Indianapolis	INACTIVE							2	2	4	0	0	1.0 5.0	0 0 1	1 0	3	2	5	0	0	0.0 0.0	0 0 0	0 0	
10/02 at Tampa Bay	INACTIVE							0	0	0	0	0	0.0 0.0	0 0 0	0 0	5	1	6	0	0	0.0 0.0	0 0 0	0 1	
10/10 Las Vegas	INACTIVE							0	0	0	0	0	0.0 0.0	0 0 0	0 0	1	1	2	0	0	0.0 0.0	0 0 0	0 0	
10/16 Buffalo	0	0	0	0	0	0.0 0.0	0 0 0	0 0	1	0	1	0	0	0.0 0.0	0 0 0	0 1	INACTIVE							
10/23 at San Francisco	INACTIVE							1	1	2	1	1	0.0 0.0	0 0 0	0 1	INACTIVE								
11/06 Tennessee	0	4	4	0	0	0.0 0.0	0 0 0	0 0	2	2	4	1	6	1.5 8.5	0 0 0	2 0	Falcons							
11/13 Jacksonville	1	2	3	0	0	0.0 0.0	0 0 0	0 0	2	3	5	1	1	0.5 4.5	0 0 0	1 0	Falcons							
11/20 at L.A. Chargers	3	1	4	2	17	2.0 17.0	0 0 0	2 0	1	0	1	0	0	0.0 0.0	0 0 0	0 1	Falcons							
11/27 L.A. Rams	1	3	4	0	0	0.0 0.0	0 0 0	2 0	1	2	3	0	0	0.0 0.0	0 0 0	0 1	Falcons							
12/04 at Cincinnati	0	0	0	0	0	0.0 0.0	0 0 0	0 0	4	0	4	1	3	0.0 0.0	0 0 0	0 0	Falcons							
12/11 at Denver	1	2	3	1	9	1.0 9.0	0 0 0	1 0	1	1	2	0	0	0.0 0.0	0 0 0	0 0	Falcons							
12/18 at Houston	0	1	1	0	0	0.0 0.0	0 0 0	1 0	2	1	3	0	0	0.0 0.0	0 0 0	2 2	Falcons							
12/24 Seattle	1	2	3	0	0	0.0 0.0	0 0 0	0 0	2	0	2	0	0	0.0 0.0	0 0 0	1 0	Falcons							
01/01 Denver	0	0	0	0	0	0.0 0.0	0 0 0	1 0	1	0	1	1	1	0.0 0.0	0 0 0	1 1	Falcons							
01/07 at Las Vegas	2	1	3	0	0	2.0 8.0	0 0 2	2 0	0	0	0	0	0	0.0 0.0	0 0 0	2 1	Falcons							
<b>TOTALS</b>	<b>9</b>	<b>18</b>	<b>27</b>	<b>3</b>	<b>26</b>	<b>5.0 34.0</b>	<b>0 0 2</b>	<b>10 0</b>	<b>25</b>	<b>14</b>	<b>39</b>	<b>6</b>	<b>23</b>	<b>4.0 29.0</b>	<b>0 0 1</b>	<b>12 8</b>	<b>18</b>	<b>6</b>	<b>24</b>	<b>0</b>	<b>0</b>	<b>0.0 0.0</b>	<b>0 0 0</b>	<b>0 2</b>

# INDIVIDUAL GXG STATS: DEFENSIVE

DATE	WILLIE GAY								DARIUS HARRIS						MALIK HERRING																			
	S	A	TK	TF	SK	INT	FR	FF	PR	PD	S	A	TK	TF	SK	INT	FR	FF	PR	PD	S	A	TK	TF	SK	INT	FR	FF	PR	PD				
09/11	2	3	5	0	0	0.0	0	0	0	0	1	0	1	0	0	0.0	0	0	0	0	0	INACTIVE												
09/15	6	5	11	2	7	0.0	0	0	0	1	2	1	0	1	0	0.0	0	0	0	0	INACTIVE													
09/25	RESERVE/LEAGUE SUSP.								6	7	13	1	0	0.0	0	0	0	0	0	0	0	0	2	2	0	0	0.0	0	0	0	0	0		
10/02	RESERVE/LEAGUE SUSP.								0	0	0	0	0	0.0	0	0	0	0	0	0	0	0	0	0	0	0.0	0	0	0	0	0	0		
10/10	RESERVE/LEAGUE SUSP.								8	2	10	1	11	1.0	11	0	0	0	1	0	1	0	1	0	0	0.0	0	0	0	0	0	0		
10/16	RESERVE/LEAGUE SUSP.								4	2	6	1	2	0.0	0	0	0	1	0	0	1	0	0	0	0	0.0	0	0	0	0	0	0		
10/23	4	4	8	0	0	0.5	2	0	0	0	1	0	0	0	0.0	0	0	0	0	0	0	1	1	0	0	0.0	0	1	0	0				
11/06	3	2	5	0	0	0.0	0	0	0	0	0	0	0	0.0	0	0	0	0	0	0	0	1	1	0	0	0.0	0	0	0	0				
11/13	6	2	8	1	0	1.0	0	0	0	1	1	0	1	1	0	0.0	0	0	0	0	0	1	1	0	0	0.0	0	0	0	0				
11/20	7	4	11	2	6	1.0	6	0	0	0	1	0	0	0	0.0	0	0	0	0	0	INACTIVE													
11/27	3	2	5	1	0	0.0	0	0	0	0	0	0	1	1	0	0.0	0	0	0	0	INACTIVE													
12/04	3	2	5	1	5	0.0	0	0	0	0	1	1	0	1	0	0.0	0	0	0	0	INACTIVE													
12/11	5	0	5	1	4	0.0	0	0	0	1	0	3	3	0	0.5	7	0	0	0	1	INACTIVE													
12/18	2	2	4	0	0	0.0	0	1	0	0	0	1	0	1	0	0.0	0	0	0	0	INACTIVE													
12/24	2	7	9	1	2	0.0	0	0	0	0	2	0	0	0	0.0	0	0	0	0	0	INACTIVE													
01/01	5	2	7	0	0	0.0	0	0	0	0	0	1	1	2	0	0.0	0	0	0	0	INACTIVE													
01/07	3	2	5	0	0	0.0	0	0	0	0	1	0	1	1	0	0.0	0	0	0	0	INACTIVE													
<b>TOTALS</b>	<b>51</b>	<b>37</b>	<b>88</b>	<b>9</b>	<b>24</b>	<b>2.5</b>	<b>8.0</b>	<b>1</b>	<b>1</b>	<b>0</b>	<b>4</b>	<b>8</b>	<b>23</b>	<b>18</b>	<b>41</b>	<b>3</b>	<b>13</b>	<b>1.5</b>	<b>18.0</b>	<b>0</b>	<b>1</b>	<b>0</b>	<b>2</b>	<b>1</b>	<b>1</b>	<b>5</b>	<b>6</b>	<b>0</b>	<b>0</b>	<b>0.0</b>	<b>0</b>	<b>1</b>	<b>0</b>	<b>0</b>





# INDIVIDUAL GXG STATS: DEFENSIVE

DATE	JUAN THORNHILL								JAYLEN WATSON						TERSRAWN WHARTON																			
	S	A	TK	TF	SK	INT	FR	FF	PR	PD	S	A	TK	TF	SK	INT	FR	FF	PR	PD	S	A	TK	TF	SK	INT	FR	FF	PR	PD				
09/11 at Arizona	1	0	1	0	0	0.0	0	0	0	0	2	0	0	0	0	0	0.0	0	0	0	0	1	1	0	1	1	8	1.0	8	0	0	0	2	0
09/15 L.A. Chargers	3	1	4	0	0	0.0	0	0	0	0	0	3	1	4	0	0	0.0	1	0	0	0	1	0	3	3	0	0	0.0	0	0	0	0	0	0
09/25 at Indianapolis	2	3	5	1	2	0.0	0	0	0	0	0	6	1	7	1	1	0.0	0	0	0	0	1	2	0	2	0	0	0.0	0	0	0	0	0	0
10/02 at Tampa Bay	2	0	2	0	0	0.0	0	0	0	0	1	5	0	5	0	0	0.0	0	0	0	0	1	1	1	2	0	0	0.0	0	0	0	0	2	0
10/10 Las Vegas	0	1	1	0	0	0.0	0	0	0	0	1	1	1	2	0	0	0.0	0	0	0	0	0	0	0	0	0	0	0.0	0	0	0	0	0	0
10/16 Bufalo	2	2	4	0	0	0.0	0	0	0	1	0	5	1	6	0	0	0.0	0	0	0	0	0	RESERVE/INJURED											
10/23 at San Francisco	8	3	11	0	0	0.0	1	0	0	0	2	4	2	6	0	0	0.0	0	0	0	0	0	RESERVE/INJURED											
11/06 Tennessee	1	0	1	0	0	0.0	0	0	0	0	0	0	0	0	0	0	0.0	0	0	0	0	1	RESERVE/INJURED											
11/13 Jacksonville	2	1	3	0	0	0.0	0	0	0	0	0	1	0	1	0	0	0.0	0	0	0	0	0	RESERVE/INJURED											
11/20 at L.A. Chargers	1	2	3	0	0	0.0	0	0	0	0	0	2	0	2	1	2	0.0	0	0	0	0	0	RESERVE/INJURED											
11/27 L.A. Rams	INACTIVE								0	0	0	0	0	0.0	0	0	0	0	0	RESERVE/INJURED														
12/04 at Cincinnati	6	4	10	0	0	0.0	0	0	0	0	0	DID NOT PLAY						RESERVE/INJURED																
12/11 at Denver	5	2	7	1	8	1.0	8	0	0	0	1	1	1	2	3	0	0	0.0	0	0	0	0	0	RESERVE/INJURED										
12/18 at Houston	0	1	1	0	0	0.0	0	0	0	0	0	0	0	0	0	0	0.0	0	0	0	0	1	RESERVE/INJURED											
12/24 Seattle	3	2	5	0	0	0.0	1	0	0	0	1	2	0	2	1	1	0.0	0	0	0	0	0	RESERVE/INJURED											
01/01 Denver	3	3	6	1	2	0.0	0	0	0	0	0	6	1	7	0	0	0.0	0	0	0	0	0	RESERVE/INJURED											
01/07 at Las Vegas	4	3	7	1	2	0.0	1	0	0	0	1	1	0	1	0	0	0.0	0	0	0	0	0	RESERVE/INJURED											
<b>TOTALS</b>	<b>43</b>	<b>28</b>	<b>71</b>	<b>4</b>	<b>14</b>	<b>1.0</b>	<b>8</b>	<b>3</b>	<b>0</b>	<b>0</b>	<b>2</b>	<b>9</b>	<b>37</b>	<b>9</b>	<b>46</b>	<b>3</b>	<b>4</b>	<b>0.0</b>	<b>0</b>	<b>0</b>	<b>0</b>	<b>6</b>	<b>4</b>	<b>4</b>	<b>8</b>	<b>1</b>	<b>8</b>	<b>1.0</b>	<b>8</b>	<b>0</b>	<b>0</b>	<b>0</b>	<b>4</b>	<b>0</b>

# INDIVIDUAL GXG STATS: DEFENSIVE

DATE OPP.	BRANDON WILLIAMS								JOSHUA WILLIAMS															
	S	A	TK	TFL	FLY	SK	SKY	INT	FR	FF	PR	PD	S	A	TK	TFL	FLY	SK	SKY	INT	FR	FF	PR	PD
09/11 at Arizona	NOT ON ROSTER																							
09/15 L.A. Chargers	NOT ON ROSTER																							
09/25 at Indianapolis	NOT ON ROSTER																							
10/02 at Tampa Bay	NOT ON ROSTER																							
10/10 Las Vegas	NOT ON ROSTER																							
10/16 Buffalo	NOT ON ROSTER																							
10/23 at San Francisco	NOT ON ROSTER																							
11/06 Tennessee	NOT ON ROSTER																							
11/13 Jacksonville	NOT ON ROSTER																							
11/20 at L.A. Chargers	NOT ON ROSTER																							
11/27 L.A. Rams	NOT ON ROSTER																							
12/04 at Cincinnati	PRACTICE SQUAD																							
12/11 at Denver	0	1	1	0	0	0.5	7.0	0	0	0	2	0	1	3	4	0	0	0.0	0.0	0	0	0	0	0
12/18 at Houston	0	0	0	0	0	0.0	0.0	0	0	0	0	0	1	0	1	0	0	0.0	0.0	0	0	0	0	1
12/24 Seattle	1	0	1	1	0	0.0	0.0	0	0	0	0	0	1	1	2	0	0	0.0	0.0	0	0	0	0	1
01/01 Denver	0	0	0	0	0	0.0	0.0	0	0	0	0	0	0	0	0	0	0	0.0	0.0	0	0	0	0	0
01/07 at Las Vegas	0	0	0	0	0	0.0	0.0	0	0	0	0	0	0	0	0	0	0	0.0	0.0	0	0	0	0	0
<b>TOTALS</b>	<b>1</b>	<b>1</b>	<b>2</b>	<b>1</b>	<b>0</b>	<b>0.5</b>	<b>7.0</b>	<b>0</b>	<b>0</b>	<b>0</b>	<b>2</b>	<b>0</b>	<b>28</b>	<b>11</b>	<b>39</b>	<b>1</b>	<b>2</b>	<b>0.0</b>	<b>0.0</b>	<b>1</b>	<b>0</b>	<b>0</b>	<b>0</b>	<b>7</b>

# INDIVIDUAL GXG STATS: DEFENSIVE

## 2022 POSTSEASON INDIVIDUAL DEFENSIVE GAME-BY-GAME STATS

DATE OPP.	NICK BOLTON							LEO CHENAL							FRANK CLARK																					
	S	A	TK	TFL	TFLY	SK	SKY	INT	FR	FF	PR	PD	S	A	TK	TFL	TFLY	SK	SKY	INT	FR	FF	PR	PD	S	A	TK	TFL	TFLY	SK	SKY	INT	FR	FF	PR	PD
01/21 Jacksonville	6	4	10	0	0	0.0	0.0	0	1	0	0	0	0	0	0	0	0	0.0	0.0	0	0	0	0	0	3	0	3	2	8	1.0	4.0	0	0	0	1	0
01/29 Cincinnati	1	3	4	0	0	0.0	0.0	0	0	0	0	0	0	0	0	0	0	0.0	0.0	0	0	0	0	0	2	1	3	1	9	1.5	12.0	0	0	0	3	0
02/12 at Philadelphia	8	1	9	0	0	0.0	0.0	0	1	0	0	0	4	2	6	1	1	1.0	1.0	0	0	0	0	0	1	0	1	0	0	0.0	0.0	0	0	0	0	0
<b>TOTALS</b>	<b>15</b>	<b>8</b>	<b>23</b>	<b>0</b>	<b>0</b>	<b>0.0</b>	<b>0.0</b>	<b>0</b>	<b>2</b>	<b>0</b>	<b>0</b>	<b>0</b>	<b>4</b>	<b>2</b>	<b>6</b>	<b>1</b>	<b>1</b>	<b>1.0</b>	<b>1.0</b>	<b>0</b>	<b>0</b>	<b>0</b>	<b>0</b>	<b>6</b>	<b>1</b>	<b>7</b>	<b>3</b>	<b>17</b>	<b>2.5</b>	<b>16.0</b>	<b>0</b>	<b>0</b>	<b>0</b>	<b>4</b>	<b>0</b>	

DATE OPP.	BRYAN COOK							MIKE DANNA							CARLOS DUNLAP II																					
	S	A	TK	TFL	TFLY	SK	SKY	INT	FR	FF	PR	PD	S	A	TK	TFL	TFLY	SK	SKY	INT	FR	FF	PR	PD	S	A	TK	TFL	TFLY	SK	SKY	INT	FR	FF	PR	PD
01/21 Jacksonville	1	0	1	0	0	0.0	0.0	0	0	0	0	0	0	0	0	0	0	0.0	0.0	0	0	0	1	0	2	0	2	0	0	0.0	0.0	0	0	0	0	0
01/29 Cincinnati	4	0	4	0	0	0.0	0.0	0	0	0	0	1	3	2	5	0	0	0.0	0.0	0	0	0	0	0	0	0	0	0	0	0.0	0.0	0	0	0	2	0
02/12 at Philadelphia	1	0	1	0	0	0.0	0.0	0	0	0	0	0	1	0	1	0	0	0.0	0.0	0	0	0	0	0	0	0	0	0	0	0.0	0.0	0	0	0	2	0
<b>TOTALS</b>	<b>6</b>	<b>0</b>	<b>6</b>	<b>0</b>	<b>0</b>	<b>0.0</b>	<b>0.0</b>	<b>0</b>	<b>0</b>	<b>0</b>	<b>0</b>	<b>1</b>	<b>4</b>	<b>2</b>	<b>6</b>	<b>0</b>	<b>0</b>	<b>0.0</b>	<b>0.0</b>	<b>0</b>	<b>0</b>	<b>0</b>	<b>1</b>	<b>0</b>	<b>2</b>	<b>0</b>	<b>2</b>	<b>0</b>	<b>0</b>	<b>0.0</b>	<b>0.0</b>	<b>0</b>	<b>0</b>	<b>0</b>	<b>4</b>	<b>0</b>

DATE OPP.	WILLIE GAY							DARIUS HARRIS							CHRIS JONES																					
	S	A	TK	TFL	TFLY	SK	SKY	INT	FR	FF	PR	PD	S	A	TK	TFL	TFLY	SK	SKY	INT	FR	FF	PR	PD	S	A	TK	TFL	TFLY	SK	SKY	INT	FR	FF	PR	PD
01/21 Jacksonville	0	0	0	0	0	0.0	0.0	0	0	0	0	0	1	0	1	0	0	0.0	0.0	0	0	0	0	0	1	0	1	0	0	0.0	0.0	0	0	0	1	0
01/29 Cincinnati	0	1	1	0	0	0.5	3.0	0	0	0	1	0	0	1	1	0	0	0.0	0.0	0	0	0	0	0	3	1	4	3	16	2.0	13.0	0	0	0	5	0
02/12 at Philadelphia	6	2	8	2	2	0.0	0.0	0	0	0	0	0	0	0	0	0	0	0.0	0.0	0	0	0	0	0	2	1	3	0	0	0.0	0.0	0	0	0	0	0
<b>TOTALS</b>	<b>6</b>	<b>3</b>	<b>9</b>	<b>2</b>	<b>2</b>	<b>0.5</b>	<b>3.0</b>	<b>0</b>	<b>0</b>	<b>0</b>	<b>1</b>	<b>0</b>	<b>1</b>	<b>1</b>	<b>2</b>	<b>0</b>	<b>0</b>	<b>0.0</b>	<b>0.0</b>	<b>0</b>	<b>0</b>	<b>0</b>	<b>0</b>	<b>6</b>	<b>2</b>	<b>8</b>	<b>3</b>	<b>16</b>	<b>2.0</b>	<b>13.0</b>	<b>0</b>	<b>0</b>	<b>0</b>	<b>6</b>	<b>0</b>	

DATE OPP.	GEORGE KARLAFTIS							TRENT MCDUFFIE							DERRICK NNADI																					
	S	A	TK	TFL	TFLY	SK	SKY	INT	FR	FF	PR	PD	S	A	TK	TFL	TFLY	SK	SKY	INT	FR	FF	PR	PD	S	A	TK	TFL	TFLY	SK	SKY	INT	FR	FF	PR	PD
01/21 Jacksonville	0	1	1	0	0	0.0	0.0	0	0	0	0	0	3	1	4	0	0	0.0	0.0	0	0	0	0	1	1	1	2	1	8	1.0	8.0	0	0	0	1	0
01/29 Cincinnati	1	0	1	1	4	1.0	4.0	0	0	0	1	0	6	0	6	1	0	0.0	0.0	0	0	0	0	2	0	1	1	0	0	0.0	0.0	0	0	0	0	0
02/12 at Philadelphia	1	1	2	0	0	0.0	0.0	0	0	0	0	0	4	1	5	0	0	0.0	0.0	0	0	1	0	0	0	0	0	0	0	0.0	0.0	0	0	0	0	0
<b>TOTALS</b>	<b>2</b>	<b>2</b>	<b>4</b>	<b>1</b>	<b>4</b>	<b>1.0</b>	<b>4.0</b>	<b>0</b>	<b>0</b>	<b>0</b>	<b>1</b>	<b>0</b>	<b>13</b>	<b>2</b>	<b>15</b>	<b>1</b>	<b>0</b>	<b>0.0</b>	<b>0.0</b>	<b>0</b>	<b>0</b>	<b>1</b>	<b>0</b>	<b>1</b>	<b>2</b>	<b>3</b>	<b>1</b>	<b>8</b>	<b>1.0</b>	<b>8.0</b>	<b>0</b>	<b>0</b>	<b>0</b>	<b>1</b>	<b>0</b>	

DATE OPP.	JUSTIN REID							KHALEN SAUNDERS							L'JARIUS SNEED																					
	S	A	TK	TFL	TFLY	SK	SKY	INT	FR	FF	PR	PD	S	A	TK	TFL	TFLY	SK	SKY	INT	FR	FF	PR	PD	S	A	TK	TFL	TFLY	SK	SKY	INT	FR	FF	PR	PD
01/21 Jacksonville	5	1	6	0	0	0.0	0.0	0	0	0	1	0	0	0	0	0	0	0.0	0.0	0	0	0	1	0	6	3	9	0	0	0.0	0.0	0	0	0	0	0
01/29 Cincinnati	7	0	7	0	0	0.0	0.0	0	0	0	0	1	3	0	3	0	0	0.0	0.0	0	0	0	0	0	1	0	1	0	0	0.0	0.0	0	0	0	0	0
02/12 at Philadelphia	5	2	7	0	0	0.0	0.0	0	0	0	0	0	1	1	2	1	1	1.0	1.0	0	0	0	0	0	3	4	7	0	0	0.0	0.0	0	0	0	0	2
<b>TOTALS</b>	<b>17</b>	<b>3</b>	<b>20</b>	<b>0</b>	<b>0</b>	<b>0.0</b>	<b>0.0</b>	<b>0</b>	<b>0</b>	<b>0</b>	<b>1</b>	<b>1</b>	<b>4</b>	<b>1</b>	<b>5</b>	<b>1</b>	<b>1</b>	<b>1.0</b>	<b>1.0</b>	<b>0</b>	<b>0</b>	<b>0</b>	<b>1</b>	<b>0</b>	<b>10</b>	<b>7</b>	<b>17</b>	<b>0</b>	<b>0</b>	<b>0.0</b>	<b>0.0</b>	<b>0</b>	<b>0</b>	<b>0</b>	<b>0</b>	<b>2</b>

DATE OPP.	JUAN THORNHILL							JAYLEN WATSON							JOSHUA WILLIAMS																					
	S	A	TK	TFL	TFLY	SK	SKY	INT	FR	FF	PR	PD	S	A	TK	TFL	TFLY	SK	SKY	INT	FR	FF	PR	PD	S	A	TK	TFL	TFLY	SK	SKY	INT	FR	FF	PR	PD
01/21 Jacksonville	3	2	5	0	0	0.0	0.0	0	0	0	0	2	3	0	3	0	0	0.0	0.0	1	0	0	1	2	0	0	0	0	0	0.0	0.0	0	0	0	0	0
01/29 Cincinnati	2	1	3	0	0	0.0	0.0	0	0	0	0	0	4	0	4	0	0	0.0	0.0	1	0	0	0	2	3	1	4	0	0	0.0	0.0	1	0	0	0	1
02/12 at Philadelphia	3	2	5	1	2	0.0	0.0	0	0	0	0	1	3	0	3	0	0	0.0	0.0	0	0	0	0	0	3	1	4	0	0	0.0	0.0	0	0	0	0	0
<b>TOTALS</b>	<b>8</b>	<b>5</b>	<b>13</b>	<b>1</b>	<b>2</b>	<b>0.0</b>	<b>0.0</b>	<b>0</b>	<b>0</b>	<b>0</b>	<b>0</b>	<b>3</b>	<b>10</b>	<b>0</b>	<b>10</b>	<b>0</b>	<b>0</b>	<b>0.0</b>	<b>0.0</b>	<b>2</b>	<b>0</b>	<b>0</b>	<b>1</b>	<b>4</b>	<b>6</b>	<b>2</b>	<b>8</b>	<b>0</b>	<b>0</b>	<b>0.0</b>	<b>0.0</b>	<b>1</b>	<b>0</b>	<b>0</b>	<b>0</b>	<b>1</b>

# INDIVIDUAL GXG STATS: SPECIAL TEAMS

## 2022 REGULAR SEASON INDIVIDUAL SPECIAL TEAMS GAME-BY-GAME STATS

DATE	OPP.	MATT AMMENDOLA			DICAPRIO BOOTLE			MICHAEL BURTON			DEON BUSH		
		TKL	AST	TOT	TKL	AST	TOT	TKL	AST	TOT	TKL	AST	TOT
09/11	at Arizona		--		PRACTICE SQUAD			1	0	1	0	0	0
09/15	L.A. Chargers	0	0	0	0	1	1	0	1	1	0	0	0
09/25	at Indianapolis	1	0	1	1	0	1	0	1	1	0	0	0
10/02	at Tampa Bay	NOT ON ANY TEAM			PRACTICE SQUAD			0	0	0	0	0	0
10/10	Las Vegas	Cardinals			PRACTICE SQUAD			0	0	0	0	0	0
10/16	Buffalo	Cardinals			0	0	0	0	0	0	0	1	1
10/23	at San Francisco	NOT ON ROSTER			0	0	0	1	0	1	0	1	1
11/06	Tennessee	NOT ON ROSTER			PRACTICE SQUAD			0	0	0	2	1	3
11/13	Jacksonville	NOT ON ROSTER			PRACTICE SQUAD			1	0	1	0	0	0
11/20	at L.A. Chargers	NOT ON ROSTER			PRACTICE SQUAD			0	0	0	0	0	0
11/27	L.A. Rams	NOT ON ROSTER			PRACTICE SQUAD			0	0	0	1	0	1
12/04	at Cincinnati	Cardinals			PRACTICE SQUAD			1	0	1	INACTIVE		
12/11	at Denver	NOT ON ROSTER			PRACTICE SQUAD			0	0	0	0	0	0
12/18	at Houston	NOT ON ROSTER			PRACTICE SQUAD			0	1	1	0	0	0
12/24	Seattle	NOT ON ROSTER			PRACTICE SQUAD			0	0	0	0	1	1
01/01	Denver	NOT ON ROSTER			PRACTICE SQUAD			0	1	1	0	0	0
01/07	at Las Vegas	NOT ON ROSTER			PRACTICE SQUAD			0	0	0	0	0	0
<b>TOTALS</b>		<b>1</b>	<b>0</b>	<b>1</b>	<b>1</b>	<b>1</b>	<b>2</b>	<b>4</b>	<b>4</b>	<b>8</b>	<b>3</b>	<b>4</b>	<b>7</b>

DATE	OPP.	LEO CHENAL			COLE CHRISTIANSEN			JACK COCHRANE			BRYAN COOK		
		TKL	AST	TOT	TKL	AST	TOT	TKL	AST	TOT	TKL	AST	TOT
09/11	at Arizona	0	0	0	PRACTICE SQUAD			PRACTICE SQUAD			0	0	0
09/15	L.A. Chargers	0	0	0	PRACTICE SQUAD			INACTIVE			0	0	0
09/25	at Indianapolis	0	0	0	PRACTICE SQUAD			0	0	0	0	0	0
10/02	at Tampa Bay	0	0	0	PRACTICE SQUAD			1	0	1	0	0	0
10/10	Las Vegas	0	0	0	PRACTICE SQUAD			0	1	1	0	0	0
10/16	Buffalo	0	0	0	1	0	1	1	1	2	INACTIVE		
10/23	at San Francisco	0	0	0	PRACTICE SQUAD			0	0	0	1	0	1
11/06	Tennessee	0	0	0	PRACTICE SQUAD			0	1	1	1	1	2
11/13	Jacksonville	0	0	0	PRACTICE SQUAD			0	0	0	1	1	2
11/20	at L.A. Chargers	0	0	0	PRACTICE SQUAD			0	1	1	0	0	0
11/27	L.A. Rams	0	1	1	PRACTICE SQUAD			1	0	1	0	0	0
12/04	at Cincinnati	1	0	1	PRACTICE SQUAD			0	0	0	0	0	0
12/11	at Denver	0	0	0	PRACTICE SQUAD			0	0	0	0	1	1
12/18	at Houston	0	0	0	PRACTICE SQUAD			1	0	1	0	0	0
12/24	Seattle	1	0	1	PRACTICE SQUAD			1	0	1	0	0	0
01/01	Denver	1	1	2	PRACTICE SQUAD			0	0	0	0	0	0
01/07	at Las Vegas	0	1	1	PRACTICE SQUAD			0	0	0	0	0	0
<b>TOTALS</b>		<b>3</b>	<b>3</b>	<b>6</b>	<b>1</b>	<b>0</b>	<b>1</b>	<b>5</b>	<b>4</b>	<b>9</b>	<b>3</b>	<b>3</b>	<b>6</b>

DATE	OPP.	JODY FORTSON			NOAH GRAY			MECOLE HARDMAN			DARIUS HARRIS		
		TKL	AST	TOT	TKL	AST	TOT	TKL	AST	TOT	TKL	AST	TOT
09/11	at Arizona	0	0	0	0	0	0	0	0	0	0	0	0
09/15	L.A. Chargers	0	0	0	0	0	0	0	0	0	0	0	0
09/25	at Indianapolis	1	0	1	0	0	0	0	0	0	0	0	0
10/02	at Tampa Bay	0	0	0	0	0	0	0	0	0	0	0	0
10/10	Las Vegas	0	0	0	0	0	0	0	0	0	0	0	0
10/16	Buffalo	0	0	0	0	0	0	0	0	0	0	0	0
10/23	at San Francisco	0	0	0	0	0	0	0	0	0	0	0	0
11/06	Tennessee	INACTIVE			0	0	0	0	0	0	0	0	0
11/13	Jacksonville	0	0	0	0	0	0	INACTIVE			0	0	0
11/20	at L.A. Chargers	0	0	0	0	0	0	RESERVE/INJURED			0	0	0
11/27	L.A. Rams	0	1	1	0	0	0	RESERVE/INJURED			0	0	0
12/04	at Cincinnati	0	0	0	0	0	0	RESERVE/INJURED			0	0	0
12/11	at Denver	0	0	0	0	0	0	RESERVE/INJURED			0	0	0
12/18	at Houston	0	0	0	0	0	0	RESERVE/INJURED			0	1	1
12/24	Seattle	RESERVE/INJURED			1	0	1	RESERVE/INJURED			0	0	0
01/01	Denver	RESERVE/INJURED			0	0	0	RESERVE/INJURED			0	0	0
01/07	at Las Vegas	RESERVE/INJURED			0	0	0	INACTIVE			0	1	1
<b>TOTALS</b>		<b>1</b>	<b>1</b>	<b>2</b>	<b>1</b>	<b>0</b>	<b>1</b>	<b>0</b>	<b>0</b>	<b>0</b>	<b>0</b>	<b>2</b>	<b>2</b>

# INDIVIDUAL GXG STATS: SPECIAL TEAMS

DATE	OPP.	NAZEEH JOHNSON			MARCUS KEMP			CHRIS LAMMONS			ELIJAH LEE		
		TKL	AST	TOT	TKL	AST	TOT	TKL	AST	TOT	TKL	AST	TOT
09/11	at Arizona	PRACTICE SQUAD			PRACTICE SQUAD			0	0	0	PRACTICE SQUAD		
09/15	L.A. Chargers	PRACTICE SQUAD			PRACTICE SQUAD			0	0	0	1	1	2
09/25	at Indianapolis	PRACTICE SQUAD			PRACTICE SQUAD			0	0	0	0	1	1
10/02	at Tampa Bay	0	0	0	PRACTICE SQUAD			0	1	1	PRACTICE SQUAD		
10/10	Las Vegas	0	0	0	PRACTICE SQUAD			1	0	1	PRACTICE SQUAD		
10/16	Buffalo	0	0	0	PRACTICE SQUAD			0	0	0	PRACTICE SQUAD		
10/23	at San Francisco	INACTIVE			1	1	2	0	0	0	PRACTICE SQUAD		
11/06	Tennessee	INACTIVE			1	1	2	0	1	1	PRACTICE SQUAD		
11/13	Jacksonville	INACTIVE			PRACTICE SQUAD			0	0	0	PRACTICE SQUAD		
11/20	at L.A. Chargers	1	0	1	0	0	0	INACTIVE			PRACTICE SQUAD		
11/27	L.A. Rams	0	0	0	PRACTICE SQUAD			0	0	0	PRACTICE SQUAD		
12/04	at Cincinnati	0	0	0	PRACTICE SQUAD			0	0	0	PRACTICE SQUAD		
12/11	at Denver	2	0	2	PRACTICE SQUAD			0	0	0	PRACTICE SQUAD		
12/18	at Houston	0	1	1	PRACTICE SQUAD			0	1	1	PRACTICE SQUAD		
12/24	Seattle	0	1	1	PRACTICE SQUAD			0	0	0	PRACTICE SQUAD		
01/01	Denver	2	0	2	PRACTICE SQUAD			0	0	0	PRACTICE SQUAD		
01/07	at Las Vegas	0	1	1	PRACTICE SQUAD			0	0	0	PRACTICE SQUAD		
<b>TOTALS</b>		<b>5</b>	<b>3</b>	<b>8</b>	<b>2</b>	<b>2</b>	<b>4</b>	<b>1</b>	<b>3</b>	<b>4</b>	<b>1</b>	<b>2</b>	<b>3</b>

DATE	OPP.	JERICK MCKINNON			ISIAH PACHECO			JUSTIN REID			JAYLEN WATSON		
		TKL	AST	TOT	TKL	AST	TOT	TKL	AST	TOT	TKL	AST	TOT
09/11	at Arizona	0	0	0	0	0	0	0	2	2	0	2	2
09/15	L.A. Chargers	0	0	0	1	1	2	0	0	0	0	0	0
09/25	at Indianapolis	0	0	0	0	0	0	0	0	0	0	0	0
10/02	at Tampa Bay	0	0	0	0	0	0	0	0	0	0	0	0
10/10	Las Vegas	0	0	0	0	0	0	0	0	0	0	0	0
10/16	Buffalo	0	0	0	0	0	0	0	0	0	0	0	0
10/23	at San Francisco	0	0	0	0	0	0	0	0	0	0	0	0
11/06	Tennessee	0	0	0	0	0	0	0	0	0	0	0	0
11/13	Jacksonville	1	0	1	0	0	0	0	0	0	0	0	0
11/20	at L.A. Chargers	0	0	0	0	0	0	0	0	0	0	0	0
11/27	L.A. Rams	0	0	0	0	0	0	0	0	0	0	0	0
12/04	at Cincinnati	1	0	1	0	0	0	0	0	0	DID NOT PLAY		
12/11	at Denver	0	0	0	0	0	0	0	0	0	0	0	0
12/18	at Houston	0	0	0	0	0	0	0	0	0	0	0	0
12/24	Seattle	0	0	0	0	0	0	0	0	0	0	0	0
01/01	Denver	0	0	0	0	0	0	0	0	0	0	0	0
01/07	at Las Vegas	0	0	0	0	0	0	0	0	0	0	1	1
<b>TOTALS</b>		<b>2</b>	<b>0</b>	<b>2</b>	<b>1</b>	<b>1</b>	<b>2</b>	<b>0</b>	<b>2</b>	<b>2</b>	<b>0</b>	<b>3</b>	<b>3</b>

DATE	OPP.	JUSTIN WATSON			JOSHUA WILLIAMS			JAMES WINCHESTER		
		TKL	AST	TOT	TKL	AST	TOT	TKL	AST	TOT
09/11	at Arizona	0	0	0	0	0	0	0	0	0
09/15	L.A. Chargers	0	0	0	0	0	0	0	0	0
09/25	at Indianapolis	0	0	0	0	0	0	0	0	0
10/02	at Tampa Bay	0	0	0	0	0	0	0	0	0
10/10	Las Vegas	0	0	0	0	0	0	0	0	0
10/16	Buffalo	0	0	0	0	0	0	0	0	0
10/23	at San Francisco	0	0	0	0	0	0	0	0	0
11/06	Tennessee	0	0	0	0	0	0	0	0	0
11/13	Jacksonville	0	0	0	0	0	0	0	0	0
11/20	at L.A. Chargers	0	0	0	1	0	1	0	0	0
11/27	L.A. Rams	0	0	0	0	0	0	0	0	0
12/04	at Cincinnati	0	0	0	0	0	0	0	0	0
12/11	at Denver	0	0	0	0	0	0	0	0	0
12/18	at Houston	0	0	0	0	0	0	0	0	0
12/24	Seattle	1	0	1	0	0	0	0	0	0
01/01	Denver	0	0	0	0	0	0	0	0	0
01/07	at Las Vegas	0	0	0	0	0	0	1	0	1
<b>TOTALS</b>		<b>1</b>	<b>0</b>	<b>1</b>	<b>1</b>	<b>0</b>	<b>1</b>	<b>1</b>	<b>0</b>	<b>1</b>

# INDIVIDUAL GXG STATS: SPECIAL TEAMS

## 2022 POSTSEASON INDIVIDUAL SPECIAL TEAMS GAME-BY-GAME STATS

		MICHAEL BURTON			DEON BUSH			HARRISON BUTKER			JACK COCHRANE		
DATE	OPP.	TKL	AST	TOT	TKL	AST	TOT	TKL	AST	TOT	TKL	AST	TOT
01/21	Jacksonville	1	0	1	0	0	0	1	0	1	0	0	0
01/29	Cincinnati	0	0	0	1	0	1	0	0	0	0	0	0
02/12	at Philadelphia	0	1	1	0	0	0	0	0	0	0	1	1
<b>TOTALS</b>		<b>1</b>	<b>1</b>	<b>2</b>	<b>1</b>	<b>0</b>	<b>1</b>	<b>1</b>	<b>0</b>	<b>1</b>	<b>0</b>	<b>1</b>	<b>1</b>

		NOAH GRAY			DARIUS HARRIS			NAZEEH JOHNSON			CHRIS LAMMONS		
DATE	OPP.	TKL	AST	TOT	TKL	AST	TOT	TKL	AST	TOT	TKL	AST	TOT
01/21	Jacksonville	1	1	2	1	0	1	0	0	0	0	1	1
01/29	Cincinnati	0	0	0	1	0	1	1	0	1			
02/12	at Philadelphia	0	0	0	1	0	1	1	0	1			
<b>TOTALS</b>		<b>1</b>	<b>1</b>	<b>2</b>	<b>3</b>	<b>0</b>	<b>3</b>	<b>2</b>	<b>0</b>	<b>2</b>	<b>0</b>	<b>1</b>	<b>1</b>

		JAYLEN WATSON			JOSHUA WILLIAMS		
DATE	OPP.	TKL	AST	TOT	TKL	AST	TOT
01/21	Jacksonville	1	0	1	0	0	0
01/29	Cincinnati	0	0	0	1	0	1
02/12	at Philadelphia	0	0	0	0	0	0
<b>TOTALS</b>		<b>1</b>	<b>0</b>	<b>1</b>	<b>1</b>	<b>0</b>	<b>1</b>

# INDIVIDUAL GXG STATS: PUNT RETURNS

## 2022 REGULAR SEASON INDIVIDUAL GAME-BY-GAME STATS

PUNT RETURNS:		MECOLE HARDMAN						CHRIS LAMMONS						SKYY MOORE						
DATE	OPP.	NO.	YDS	AVG	LG	FC	TD	NO.	YDS	AVG	LG	FC	TD	NO.	YDS	AVG	LG	FC	TD	
09/11	at Arizona	1	3	3.0	3	0	0	0	0	0.0	0	0	0	4	41	10.3	15	0	0	
09/15	L.A. Chargers	0	0	0.0	0	0	0	0	0	0.0	0	0	0	2	6	3.0	6	3	0	
09/25	at Indianapolis	0	0	0.0	0	0	0	0	0	0.0	0	0	0	2	12	6.0	12	0	0	
10/02	at Tampa Bay	0	0	0.0	0	0	0	0	0	0.0	0	0	0	1	12	12.0	12	1	0	
10/10	Las Vegas	0	0	0.0	0	0	0	0	0	0.0	0	0	0	1	7	7.0	7	0	0	
10/16	Buffalo	1	10	10.0	10	0	0	0	0	0.0	0	0	0	1	6	6.0	6	0	0	
10/23	at San Francisco	0	0	0.0	0	0	0	0	0	0.0	0	0	0	1	0	0.0	0	0	0	
11/06	Tennessee	4	42	10.5	22	2	0	0	0	0.0	0	0	0	0	0	0.0	0	0	0	
11/13	Jacksonville	INACTIVE						0	0	0.0	0	0	0	0	0	0.0	0	0	0	0
11/20	at L.A. Chargers	RESERVE/INJURED						INACTIVE						1	2	2.0	2	0	0	
11/27	L.A. Rams	RESERVE/INJURED						0	0	0.0	0	0	0	1	0	0.0	0	0	0	
12/04	at Cincinnati	RESERVE/INJURED						0	0	0.0	0	0	0	0	0	0.0	0	0	0	
12/11	at Denver	RESERVE/INJURED						0	0	0.0	0	0	0	0	0	0.0	0	0	0	
12/18	at Houston	RESERVE/INJURED						0	0	0.0	0	0	0	0	0	0.0	0	0	0	
12/24	Seattle	RESERVE/INJURED						1	0	0.0	0	0	0	0	0	0.0	0	0	0	
01/01	Denver	RESERVE/INJURED						0	0	0.0	0	0	0	0	0	0.0	0	0	0	
01/07	at Las Vegas	INACTIVE						0	0	0.0	0	0	0	INACTIVE						
<b>TOTALS</b>		<b>6</b>	<b>55</b>	<b>9.2</b>	<b>22</b>	<b>2</b>	<b>0</b>	<b>1</b>	<b>0</b>	<b>0.0</b>	<b>0</b>	<b>0</b>	<b>0</b>	<b>14</b>	<b>86</b>	<b>6.1</b>	<b>15</b>	<b>4</b>	<b>0</b>	

PUNT RETURNS:		KADARIUS TONEY						JUSTIN WATSON					
DATE	OPP.	NO.	YDS	AVG	LG	FC	TD	NO.	YDS	AVG	LG	FC	TD
09/11	at Arizona	Giants						0	0	0.0	0	0	0
09/15	L.A. Chargers	Giants						0	0	0.0	0	0	0
09/25	at Indianapolis	Giants						0	0	0.0	0	0	0
10/02	at Tampa Bay	Giants						0	0	0.0	0	0	0
10/10	Las Vegas	Giants						0	0	0.0	0	0	0
10/16	Buffalo	Giants						0	0	0.0	0	0	0
10/23	at San Francisco	Giants						0	0	0.0	0	0	0
11/06	Tennessee	0	0	0.0	0	0	0	1	17	17.0	17	0	0
11/13	Jacksonville	2	11	5.5	7	1	0	0	0	0.0	0	0	0
11/20	at L.A. Chargers	1	5	5.0	5	0	0	0	0	0.0	0	0	0
11/27	L.A. Rams	INACTIVE						0	0	0.0	0	1	0
12/04	at Cincinnati	INACTIVE						0	0	0.0	0	1	0
12/11	at Denver	INACTIVE						4	22	5.5	7	1	0
12/18	at Houston	2	8	4.0	5	1	0	0	0	0.0	0	0	0
12/24	Seattle	2	18	9.0	9	0	0	0	0	0.0	0	0	0
01/01	Denver	2	14	7.0	7	2	0	0	0	0.0	0	0	0
01/07	at Las Vegas	1	5	5.0	5	0	0	0	0	0.0	0	0	0
<b>TOTALS</b>		<b>10</b>	<b>61</b>	<b>6.1</b>	<b>9</b>	<b>4</b>	<b>0</b>	<b>5</b>	<b>39</b>	<b>7.8</b>	<b>17</b>	<b>3</b>	<b>0</b>

# INDIVIDUAL GXG STATS: PUNT RETURNS

## 2022 POSTSEASON INDIVIDUAL GAME-BY-GAME STATS

PUNT RETURNS:		SKYY MOORE						KADARIUS TONEY					
DATE	OPP.	NO.	YDS	AVG	LG	FC	TD	NO.	YDS	AVG	LG	FC	TD
01/21	Jacksonville	0	0	0.0	0	0	0	3	23	7.7	11	0	0
01/29	Cincinnati	2	29	14.5	29	0	0	1	12	12.0	12	0	0
02/12	at Philadelphia	0	0	0.0	0	0	0	2	77	38.5	65	0	0
<b>TOTALS</b>		<b>2</b>	<b>29</b>	<b>14.5</b>	<b>29</b>	<b>0</b>	<b>0</b>	<b>6</b>	<b>112</b>	<b>18.7</b>	<b>65</b>	<b>0</b>	<b>0</b>



# INDIVIDUAL GXG STATS: KICKOFF RETURNS

## 2022 REGULAR SEASON INDIVIDUAL GAME-BY-GAME STATS

KICKOFF RETURNS:		MICHAEL BURTON						JODY FORTSON						MECOLE HARDMAN					
DATE	OPP.	NO.	YDS	AVG	LG	FC	TD	NO.	YDS	AVG	LG	FC	TD	NO.	YDS	AVG	LG	FC	TD
09/11	at Arizona	0	0	0.0	0	0	0	0	0	0.0	0	0	0	0	0	0.0	0	0	0
09/15	L.A. Chargers	0	0	0.0	0	0	0	0	0	0.0	0	0	0	0	0	0.0	0	0	0
09/25	at Indianapolis	0	0	0.0	0	0	0	0	0	0.0	0	0	0	0	0	0.0	0	0	0
10/02	at Tampa Bay	0	0	0.0	0	0	0	0	0	0.0	0	0	0	0	0	0.0	0	0	0
10/10	Las Vegas	0	0	0.0	0	0	0	0	0	0.0	0	0	0	0	0	0.0	0	0	0
10/16	Buffalo	1	9	9.0	9	0	0	0	0	0.0	0	0	0	0	0	0.0	0	0	0
10/23	at San Francisco	0	0	0.0	0	0	0	0	0	0.0	0	0	0	1	4	4.0	4	0	0
11/06	Tennessee	0	0	0.0	0	0	0	INACTIVE						0	0	0.0	0	0	0
11/13	Jacksonville	0	0	0.0	0	0	0	1	12	12.0	12	0	0	INACTIVE					
11/20	at L.A. Chargers	1	20	20.0	20	0	0	0	0	0.0	0	0	0	RESERVE/INJURED					
11/27	L.A. Rams	0	0	0.0	0	0	0	0	0	0.0	0	0	0	RESERVE/INJURED					
12/04	at Cincinnati	0	0	0.0	0	0	0	0	0	0.0	0	0	0	RESERVE/INJURED					
12/11	at Denver	0	0	0.0	0	0	0	0	0	0.0	0	0	0	RESERVE/INJURED					
12/18	at Houston	0	0	0.0	0	0	0	0	0	0.0	0	0	0	RESERVE/INJURED					
12/24	Seattle	0	0	0.0	0	0	0	RESERVE/INJURED						RESERVE/INJURED					
01/01	Denver	0	0	0.0	0	0	0	RESERVE/INJURED						RESERVE/INJURED					
01/07	at Las Vegas	0	0	0.0	0	0	0	RESERVE/INJURED						INACTIVE					
<b>TOTALS</b>		<b>2</b>	<b>29</b>	<b>14.5</b>	<b>20</b>	<b>0</b>	<b>0</b>	<b>1</b>	<b>12</b>	<b>12.0</b>	<b>12</b>	<b>0</b>	<b>0</b>	<b>1</b>	<b>4</b>	<b>4.0</b>	<b>4</b>	<b>0</b>	<b>0</b>

KICKOFF RETURNS:		SKYY MOORE						ISIAH PACHECO					
DATE	OPP.	NO.	YDS	AVG	LG	FC	TD	NO.	YDS	AVG	LG	FC	TD
09/11	at Arizona	1	23	23.0	23	0	0	1	22	22.0	22	0	0
09/15	L.A. Chargers	0	0	0.0	0	0	0	0	0	0.0	0	0	0
09/25	at Indianapolis	0	0	0.0	0	0	0	5	94	18.8	29	0	0
10/02	at Tampa Bay	0	0	0.0	0	0	0	3	91	30.3	42	0	0
10/10	Las Vegas	1	19	19.0	19	0	0	0	0	0.0	0	0	0
10/16	Buffalo	0	0	0.0	0	0	0	3	43	14.3	18	0	0
10/23	at San Francisco	0	0	0.0	0	0	0	5	126	25.2	48	0	0
11/06	Tennessee	0	0	0.0	0	0	0	2	39	19.5	26	0	0
11/13	Jacksonville	1	8	8.0	8	0	0	0	0	0.0	0	0	0
11/20	at L.A. Chargers	0	0	0.0	0	0	0	1	0	0.0	0	0	0
11/27	L.A. Rams	0	0	0.0	0	0	0	0	0	0.0	0	0	0
12/04	at Cincinnati	0	0	0.0	0	0	0	5	116	23.2	44	0	0
12/11	at Denver	0	0	0.0	0	0	0	0	0	0.0	0	0	0
12/18	at Houston	0	0	0.0	0	0	0	3	47	15.7	17	0	0
12/24	Seattle	0	0	0.0	0	0	0	1	19	19.0	19	0	0
01/01	Denver	0	0	0.0	0	0	0	0	0	0.0	0	0	0
01/07	at Las Vegas	INACTIVE						0	0	0.0	0	0	0
<b>TOTALS</b>		<b>3</b>	<b>50</b>	<b>16.7</b>	<b>23</b>	<b>0</b>	<b>0</b>	<b>29</b>	<b>597</b>	<b>20.6</b>	<b>48</b>	<b>0</b>	<b>0</b>

# INDIVIDUAL GXG STATS: KICKOFF RETURNS

## 2022 POSTSEASON INDIVIDUAL GAME-BY-GAME STATS

<b>KICKOFF RETURNS:</b>		<b>SKYY MOORE</b>						<b>ISIAH PACHECO</b>					
<b>DATE</b>	<b>OPP.</b>	<b>NO.</b>	<b>YDS</b>	<b>AVG</b>	<b>LG</b>	<b>FC</b>	<b>TD</b>	<b>NO.</b>	<b>YDS</b>	<b>AVG</b>	<b>LG</b>	<b>FC</b>	<b>TD</b>
01/21	Jacksonville	0	0	0.0	0	0	0	0	0	0.0	0	0	0
01/29	Cincinnati	1	18	18.0	18	0	0	2	45	22.5	23	0	0
02/12	at Philadelphia	0	0	0.0	0	0	0	0	0	0.0	0	0	0
<b>TOTALS</b>		<b>1</b>	<b>18</b>	<b>18.0</b>	<b>18</b>	<b>0</b>	<b>0</b>	<b>2</b>	<b>45</b>	<b>22.5</b>	<b>23</b>	<b>0</b>	<b>0</b>

# PLAYER PARTICIPATION

2022 REGULAR SEASON KANSAS CITY CHIEFS PLAYER PARTICIPATION

	AT AR I	LAC	AT IN D	AT T B	LV	BUF	AT S F	TEN	JAX	AT LA C	LAR	AT CI N	AT DE N	AT HO U	SEA	DE N	AT L V	G P	G S	DN P	IN	
PLAYERS	9/11	9/15	9/25	10/2	10/1 0	10/1 6	10/23	11/6	11/1 3	11/20	11/2 7	12/4	12/11	12/18	12/2 4	1/1	1/7					
Nick Allegretti	P	P	P	P	LG	P	P	P	P	P	LG	LG	P	P	P	P	P	17	3	0	0	
Matt Ammendola	^	P	P	NOTT	^	^	^	^	^	^	^	^	^	^	^	^	^	2	0	0	0	
Zayne Anderson	PS	PS	PS	PS	PS	P	PS	PS	PS	PS	P	P	PS	PS	PS	PS	PS	3	0	0	0	
Blake Bell	IR	IR	IR	IR	IR	IR	IR	IR	IR	IR	IR	IR	IR	IR	TE	P	P	3	1	0	0	
Kendall Blanton	PS	PS	^	^	^	^	^	^	^	^	PS	PS	PS	PS	PS	PS	PS	0	0	0	0	
Nick Bolton	LB	LB	LB	LB	LB	LB	LB	LB	LB	LB	LB	LB	LB	LB	LB	LB	LB	17	17	0	0	
Dicaprio Bootle	PS	P	P	P	PS	P	P	PS	PS	PS	PS	PS	PS	PS	PS	PS	PS	4	0	0	0	
Cortez Broughton	^	^	^	PS	PS	^	^	^	^	^	^	^	^	^	^	^	^	0	0	0	0	
Orlando Brown	LT	LT	LT	LT	LT	LT	LT	LT	LT	LT	LT	LT	LT	LT	LT	LT	LT	17	17	0	0	
Shane Buechele	*	*	*	*	*	*	*	*	*	*	*	*	*	*	*	*	*	0	0	0	17	
Michael Burton	P	P	P	P	P	P	P	P	P	P	P	P	P	P	P	P	P	17	0	0	0	
Deon Bush	P	P	P	P	P	P	P	P	P	P	P	*	P	P	P	P	P	16	0	0	1	
Matt Bushman	NOT	NOT	NOT	NOT	NOT	NOT	NOT	NOT	NOT	NOT	NOT	NOT	NOT	NOT	PS	PS	PS	0	0	0	0	
Harrison Butker	P	*	*	*	*	P	P	P	P	P	P	P	P	P	P	P	P	13	0	0	4	
Mike Caliendo	PS	PS	PS	PS	PS	PS	PS	PS	PS	PS	PS	PS	PS	PS	PS	PS	PS	0	0	0	0	
Leo Chenal	P	P	P	P	LB	LB	LB	LB	P	LB	P	P	LB	P	LB	P	LB	17	8	0	0	
Geron Christian Sr.	P	P	P	P	P	P	P	P	P	P	*	*	*	*	*	*	^	10	0	0	6	
Cole Christiansen	PS	PS	PS	PS	PS	P	PS	PS	PS	PS	PS	PS	PS	PS	PS	PS	PS	1	0	0	0	
Frank Clark	DE	DE	DE	DE	DE	DE	DE	R/SUS S	R/SUS	DE	DE	DE	DE	DE	DE	DE	DE	15	15	0	0	
Jack Cochrane	PS	*	P	P	P	P	P	P	P	P	P	P	P	P	P	P	P	15	0	0	1	
Corey Coleman	^	PS	PS	PS	^	^	^	^	^	^	^	^	^	^	^	^	^	0	0	0	0	
Chris Conley	^	^	^	^	^	PS	^	^	^	^	^	^	^	^	^	^	^	0	0	0	0	
Bryan Cook	P	P	P	P	P	*	P	P	P	P	S	P	P	P	P	P	P	16	1	0	1	
Mike Danna	P	P	*	*	*	*	P	P	P	P	P	P	P	P	P	P	P	13	0	0	4	
Carlos Dunlap II	P	P	P	P	P	P	P	DE	DE	P	P	P	P	P	P	P	P	17	2	0	0	
Jerrion Ealy	PS	PS	PS	PS	R/SUS	R/SUS	R/SUS	R/SUS S	R/SUS	PS	PS	PS	PS	PS	PS	NOT	PS	0	0	0	0	
Clyde Edwards-Helaire	RB	RB	RB	RB	RB	RB	P	P	P	P	IR	IR	IR	IR	IR	IR	IR	10	6	0	0	
Bryan Edwards	^	^	^	^	^	^	^	^	^	^	^	^	PS	^	^	^	^	0	0	0	0	
Rashad Fenton	CB	CB	CB	CB	CB	*	*	^	^	^	^	^	^	^	^	^	^	5	5	0	2	
Jody Fortson	P	P	P	P	P	P	P	*	P	TE	P	P	P	P	IR	IR	IR	13	1	0	1	
Daurice Fountain	* PS	PS	PS	PS	PS	PS	PS	^	^	^	^	^	^	^	^	^	^	0	0	0	1	
Jordan Franks	PS	PS	PS	PS	PS	PS	PS	PS	PS	PS	PSIR	PSIR	PSIR	PSIR	PSIR	PSIR	PSIR	0	0	0	0	
Wayne Gallman Jr.	NOTT	NOTT	NOTT	NOTT	NOTT	PS	PS	PS	PS	PS	PS	^	^	^	*	^	^	0	0	0	1	
Willie Gay	LB	LB	R/SUS	R/SUS	R/SUS	R/SUS	LB	LB	LB	LB	LB	LB	LB	LB	LB	LB	LB	13	13	0	0	
Melvin Gordon III	^	^	^	^	^	^	^	^	^	^	^	PS	PS	PS	PS	PS	PS	0	0	0	0	
Noah Gray	P	P	P	P	P	TE	TE	TE	TE	TE	TE	P	P	TE	TE	P	P	17	8	0	0	
Mecole Hardman	WR	WR	WR	WR	P	P	PR	P	*	IR	IR	IR	IR	IR	IR	IR	*	8	5	0	2	
Darius Harris	P	P	LB	LB	LB	LB	P	P	P	P	P	P	P	P	P	P	P	17	4	0	0	
Chad Henne	P	DNP	DNP	DNP	DNP	DNP	P	DNP	DNP	DNP	DNP	DNP	DNP	DNP	DNP	DNP	DNP	P	3	0	14	0
Malik Herring	*	*	P	P	P	P	P	P	P	*	*	*	*	*	*	*	*	7	0	0	10	
Creed Humphrey	C	C	C	C	C	C	C	C	C	C	C	C	C	C	C	C	C	17	17	0	0	
Lonnie Johnson Jr.	^	^	^	^	^	^	^	P	^	^	^	^	^	^	^	^	^	1	0	0	0	
Nazeeh Johnson	PS	PS	PS	P	P	P	*	*	*	P	P	P	P	P	P	P	P	11	0	0	3	
Chris Jones	DT	DT	DT	DT	DT	DT	DT	DT	DT	DT	DT	DT	DT	DT	DT	DT	DT	17	17	0	0	
Ronald Jones II	*	*	*	*	*	*	*	*	*	*	P	P	DNP	P	P	P	P	6	0	1	10	
Joshua Kaindoh	*	*	*	*	*	*	*	*	*	*	*	*	*	*	*	*	*	0	0	0	17	
Azur Kamara	^	^	^	^	^	^	^	^	^	^	^	PS	^	^	^	^	^	0	0	0	0	
George Karlaftis	DE	DE	DE	DE	DE	DE	DE	DE	DE	DE	DE	DE	DE	DE	DE	DE	DE	17	17	0	0	
Travis Kelce	TE	TE	TE	TE	TE	TE	TE	TE	TE	TE	TE	TE	TE	TE	TE	TE	TE	17	17	0	0	
Marcus Kemp	PS	PS	PS	PS	PS	PS	P	P	PS	P	PS	PS	PS	PS	PS	PS	PS	3	0	0	0	
Devon Key	^	^	^	^	^	^	^	^	^	^	^	^	^	^	^	PS	^	0	0	0	0	
Darian Kinnard	*	*	*	*	P	*	*	*	*	*	DNP	DNP	*	*	*	*	*	1	0	2	14	
Chris Lammons	P	P	P	P	P	P	P	P	P	*	P	P	P	P	P	P	P	16	0	0	1	
Elijah Lee	P	P	P	P	P	PS	PS	PS	PS	PS	PS	PS	PS	PS	PS	PS	PS	5	0	0	0	
Patrick Mahomes	QB	QB	QB	QB	QB	QB	QB	QB	QB	QB	QB	QB	QB	QB	QB	QB	QB	17	17	0	0	
Trent McDuffie	CB	IR	IR	IR	IR	IR	IR	CB	CB	CB	CB	CB	CB	CB	CB	CB	CB	11	11	0	0	
Jerick McKinnon	P	P	P	P	P	P	P	P	P	P	P	P	P	P	P	P	P	17	0	0	0	
Skyy Moore	P	P	P	PR	PR	P	P	P	P	P	WR	P	P	P	P	P	*	16	3	0	1	
Lucas Niang	R/PUP	R/PU P	R/PUP	R/PUP	R/PUP	R/PUP	R/PUP	R/PUP	R/PUP	R/PUP	P	P	P	P	P	P	P	7	0	0	0	
Derrick Nnadi	DT	DT	DT	DT	DT	DT	DT	DT	DT	DT	DT	DT	DT	DT	DT	DT	DT	17	17	0	0	
Kehinde Oginni	Active	^	^	^	^	^	^	^	^	^	^	^	^	^	^	^	^	0	0	0	0	
Chris Oladokun	PS	PS	PS	PS	PS	PS	PS	PS	PS	PS	PS	PS	PS	PS	PS	PS	PS	0	0	0	0	
Isiah Pacheco	P	P	P	P	P	P	RB	RB	RB	RB	RB	RB	RB	RB	RB	RB	RB	17	11	0	0	
Cornell Powell	PS	PS	PS	PS	PS	PS	PS	PS	PS	P	P	P	PS	PS	PS	PSIR	PSIR	3	0	0	0	
Justin Reid	S	S	S	S	S	S	S	S	S	S	S	S	S	S	S	S	S	17	17	0	0	
Austin Reiter	PS	PS	PS	PS	PS	PS	PS	PS	PS	PS	PS	^	PS	PS	PS	PS	PS	0	0	0	0	

# GAME-BY-GAME STARTERS

Justyn Ross	IR	IR	IR	IR	IR	IR	IR	IR	IR	IR	IR	IR	IR	IR	IR	IR	IR	IR	0	0	0	0			
Khalen Saunders	P	P	P	P	P	P	P	P	P	P	P	P	P	P	*	P	P	16	0	0	1				
Danny Shelton	PS	PS	PS	PS	PS	PS	PS	PS	PS	PS	PS	PS	PS	PS	P	PS	PS	1	0	0	0				
Ihmir Smith-Marsette	^	^	^	^	^	^	PS	PS	PS	PS	PS	PS	P	PS	PS	P	2	0	0	0					
Juju Smith-Schuster	WR	WR	WR	WR	WR	WR	WR	WR	WR	WR	*	P	WR	WR	WR	WR	WR	WR	WR	WR	16	14	0	1	
Trey Smith	RG	RG	RG	RG	RG	*	RG	RG	RG	RG	RG	RG	RG	RG	RG	RG	RG	RG	RG	RG	RG	16	16	0	1
L'Jarius Sneed	CB	CB	CB	CB	CB	CB	CB	CB	CB	CB	CB	CB	CB	CB	CB	CB	CB	CB	CB	CB	17	17	0	0	
Taylor Stallworth	PS	PS	PS	PS	PS	*	P	P	P	P	P	P	^	^	^	^	^	^	^	^	6	0	0	1	
Juan Thornhill	S	S	S	S	S	S	S	S	S	S	*	S	S	S	S	S	S	S	S	S	16	16	0	1	
Joe Thuney	LG	LG	LG	LG	LG	LG	LG	LG	LG	LG	LG	LG	LG	LG	LG	LG	LG	LG	LG	LG	15	15	0	2	
Kadarius Toney	^	^	^	^	^	^	^	WR	P	P	*	*	*	P	P	WR	WR	7	3	0	3				
Tommy Townsend	P	P	P	P	P	P	P	P	P	P	P	P	P	P	P	P	P	17	0	0	0				
Marquez Valdes-Scantling	WR	WR	WR	P	WR	WR	P	P	WR	P	P	WR	WR	WR	P	WR	WR	17	11	0	0				
Prince Tega Wanogho	P	P	P	P	P	P	P	P	P	P	P	P	P	P	P	P	P	17	0	0	0				
Jaylen Watson	P	CB	CB	CB	P	CB	CB	P	P	P	DNP	P	P	P	CB	P	16	6	1	0					
Justin Watson	P	P	P	P	P	P	P	P	P	P	WR	WR	WR	WR	P	WR	P	17	5	0	0				
Tershawn Wharton	P	P	P	P	P	IR	IR	IR	IR	IR	IR	IR	IR	IR	IR	IR	IR	IR	IR	IR	5	0	0	0	
Benton Whitley	^	^	*	*	*	PS	^	^	^	^	^	^	^	^	^	^	^	^	^	^	0	0	0	3	
Brandon Williams	NOT	NOT	NOT	NOT	NOT	NOT	NOT	NOT	NOT	NOT	NOT	PS	P	P	P	P	5	0	0	0					
Joshua Williams	P	P	P	P	P	P	P	P	CB	P	CB	P	CB	P	P	P	17	4	0	0					
James Winchester	P	P	P	P	P	P	P	P	P	P	P	P	P	P	P	P	17	0	0	0					
Daniel Wise	^	^	^	^	^	^	^	^	^	^	^	^	^	^	^	^	PS	0	0	0	0				
Matthew Wright	NOT	NOT	NOT	P	P	PS	PS	PS	^	^	^	^	^	^	^	I	2	0	0	0					
Andrew Wylie	RT	RT	RT	RT	RT	RT	RT	RT	RT	RT	RT	RT	RT	RT	RT	RT	RT	RT	RT	RT	17	17	0	0	

**LEGEND:**  
 Starters indicated by position (Bold), P=Played, \*=Inactive, DNP=Did Not Play, PS=Practice Squad, R/SUS=Reserve/League Susp., NOT=Not on Roster, IR=Reserve/Injured, PSIR=Practice Squad/Injured Reserve, R/PUP=Reserve/Physically-Unable-To-Play, NOTT=Not on any Team, I=Inactive, ^=With Other Team

2022 REGULAR SEASON																					
OFFENSE																					
DATE	OPPONENT	WR	TE	LT	LG	C	RG	RT	WR	QB	RB	WR	TE	TE							
9/11	at Arizona	Juju Smith-Schuster	Travis Kelce	Orlando Brown	Joe Thuney	Creed Humphrey	Trey Smith	Andrew Wylie	Mecole Hardman	Patrick Mahomes	Clyde Edwards-Helaire	Marquez Valdes-Scantling	--	--							
9/15	L.A. Chargers	Juju Smith-Schuster	Travis Kelce	Orlando Brown	Joe Thuney	Creed Humphrey	Trey Smith	Andrew Wylie	Mecole Hardman	Patrick Mahomes	Clyde Edwards-Helaire	Marquez Valdes-Scantling	--	--							
9/25	at Indianapolis	Juju Smith-Schuster	Travis Kelce	Orlando Brown	Joe Thuney	Creed Humphrey	Trey Smith	Andrew Wylie	Mecole Hardman	Patrick Mahomes	Clyde Edwards-Helaire	Marquez Valdes-Scantling	--	--							
10/2	at Tampa Bay	Juju Smith-Schuster	Travis Kelce	Orlando Brown	Joe Thuney	Creed Humphrey	Trey Smith	Andrew Wylie	Mecole Hardman	Patrick Mahomes	Clyde Edwards-Helaire	Skyy Moore	--	--							
10/10	Las Vegas	Juju Smith-Schuster	Travis Kelce	Orlando Brown	Joe Thuney	Creed Humphrey	Nick Allegretti	Andrew Wylie	Skyy Moore	Patrick Mahomes	Clyde Edwards-Helaire	Marquez Valdes-Scantling	--	--							
10/16	Buffalo	Juju Smith-Schuster	Travis Kelce	Orlando Brown	Joe Thuney	Creed Humphrey	Trey Smith	Andrew Wylie	--	Patrick Mahomes	Clyde Edwards-Helaire	Marquez Valdes-Scantling	Noah Gray	--							
10/23	at San Francisco	Juju Smith-Schuster	Travis Kelce	Orlando Brown	Joe Thuney	Creed Humphrey	Trey Smith	Andrew Wylie	Mecole Hardman	Patrick Mahomes	Isiah Pacheco	--	Noah Gray	--							
11/6	Tennessee	Juju Smith-Schuster	Travis Kelce	Orlando Brown	Joe Thuney	Creed Humphrey	Trey Smith	Andrew Wylie	Patrick Mahomes	Kadarius Toney	Isiah Pacheco	--	Noah Gray	--							
11/13	Jacksonville	Juju Smith-Schuster	Travis Kelce	Orlando Brown	Joe Thuney	Creed Humphrey	Trey Smith	Andrew Wylie	--	Patrick Mahomes	Isiah Pacheco	Marquez Valdes-Scantling	Noah Gray	--							
11/20	at L.A. Chargers	Justin Watson	Travis Kelce	Orlando Brown	Joe Thuney	Creed Humphrey	Trey Smith	Andrew Wylie	--	Patrick Mahomes	Isiah Pacheco	--	Noah Gray	Jody Fortson							
11/27	L.A. Rams	Justin Watson	Travis Kelce	Orlando Brown	Nick Allegretti	Creed Humphrey	Trey Smith	Andrew Wylie	Skyy Moore	Patrick Mahomes	Isiah Pacheco	--	Noah Gray	--							
12/4	at Cincinnati	Justin Watson	Travis Kelce	Orlando Brown	Nick Allegretti	Creed Humphrey	Trey Smith	Andrew Wylie	Juju Smith-Schuster	Patrick Mahomes	Isiah Pacheco	Marquez Valdes-Scantling	--	--							
12/11	at Denver	Justin Watson	Travis Kelce	Orlando Brown	Joe Thuney	Creed Humphrey	Trey Smith	Andrew Wylie	Juju Smith-Schuster	Patrick Mahomes	Isiah Pacheco	Marquez Valdes-Scantling	--	--							
12/18	at Houston	Juju Smith-Schuster	Travis Kelce	Orlando Brown	Joe Thuney	Creed Humphrey	Trey Smith	Andrew Wylie	--	Patrick Mahomes	Isiah Pacheco	Marquez Valdes-Scantling	Noah Gray	--							
12/24	Seattle	Justin Watson	Travis Kelce	Orlando Brown	Joe Thuney	Creed Humphrey	Trey Smith	Andrew Wylie	--	Patrick Mahomes	Isiah Pacheco	--	Noah Gray	Blake Bell							
1/1	Denver	Juju Smith-Schuster	Travis Kelce	Orlando Brown	Joe Thuney	Creed Humphrey	Trey Smith	Andrew Wylie	Kadarius Toney	Patrick Mahomes	Isiah Pacheco	Marquez Valdes-Scantling	--	--							
1/7	at Las Vegas	Juju Smith-Schuster	Travis Kelce	Orlando Brown	Joe Thuney	Creed Humphrey	Trey Smith	Andrew Wylie	Kadarius Toney	Patrick Mahomes	Isiah Pacheco	Marquez Valdes-Scantling	--	--							

2022 REGULAR SEASON														
DEFENSE														
DATE	OPPONENT	DE	DT	DT	DE	LB	LB	CB	CB	CB	S	S	LB	
9/11	at Arizona	George Karlaftis	Derrick Nnadi	Chris Jones	Frank Clark	Nick Bolton	Willie Gay	Trent McDuffie	L'Jarius Sneed	Rashad Fenton	Juan Thornhill	Justin Reid	--	
9/15	L.A. Chargers	George Karlaftis	Derrick Nnadi	Chris Jones	Frank Clark	Nick Bolton	Willie Gay	Jaylen Watson	L'Jarius Sneed	Rashad Fenton	Juan Thornhill	Justin Reid	--	
9/25	at Indianapolis	George Karlaftis	Derrick Nnadi	Chris Jones	Frank Clark	Nick Bolton	Darius Harris	Jaylen Watson	L'Jarius Sneed	Rashad Fenton	Juan Thornhill	Justin Reid	--	
10/2	at Tampa Bay	George Karlaftis	Derrick Nnadi	Chris Jones	Frank Clark	Nick Bolton	Darius Harris	Jaylen Watson	L'Jarius Sneed	Rashad Fenton	Juan Thornhill	Justin Reid	--	
10/10	Las Vegas	George Karlaftis	Derrick Nnadi	Chris Jones	Frank Clark	Nick Bolton	Darius Harris	--	L'Jarius Sneed	Rashad Fenton	Juan Thornhill	Justin Reid	Leo Chenal	
10/16	Buffalo	George Karlaftis	Derrick Nnadi	Chris Jones	Frank Clark	Nick Bolton	Darius Harris	Jaylen Watson	L'Jarius Sneed	--	Juan Thornhill	Justin Reid	Leo Chenal	
10/23	at San Francisco	George Karlaftis	Derrick Nnadi	Chris Jones	Frank Clark	Nick Bolton	Willie Gay	Jaylen Watson	L'Jarius Sneed	--	Juan Thornhill	Justin Reid	Leo Chenal	
11/6	Tennessee	George Karlaftis	Derrick Nnadi	Chris Jones	Carlos Dunlap II	Nick Bolton	Willie Gay	Trent McDuffie	L'Jarius Sneed	--	Juan Thornhill	Justin Reid	Leo Chenal	
11/13	Jacksonville	George Karlaftis	Derrick Nnadi	Chris Jones	Carlos Dunlap II	Nick Bolton	Willie Gay	Trent McDuffie	L'Jarius Sneed	Joshua Williams	Juan Thornhill	Justin Reid	--	
11/20	at L.A. Chargers	George Karlaftis	Derrick Nnadi	Chris Jones	Frank Clark	Nick Bolton	Willie Gay	Trent McDuffie	L'Jarius Sneed	--	Juan Thornhill	Justin Reid	Leo Chenal	
11/27	L.A. Rams	George Karlaftis	Derrick Nnadi	Chris Jones	Frank Clark	Nick Bolton	Willie Gay	Trent McDuffie	L'Jarius Sneed	Joshua Williams	Bryan Cook	Justin Reid	--	
12/4	at Cincinnati	George Karlaftis	Derrick Nnadi	Chris Jones	Frank Clark	Nick Bolton	Willie Gay	Trent McDuffie	L'Jarius Sneed	Joshua Williams	Juan Thornhill	Justin Reid	--	
12/11	at Denver	George Karlaftis	Derrick Nnadi	Chris Jones	Frank Clark	Nick Bolton	Willie Gay	Trent McDuffie	L'Jarius Sneed	--	Juan Thornhill	Justin Reid	Leo Chenal	
12/18	at Houston	George Karlaftis	Derrick Nnadi	Chris Jones	Frank Clark	Nick Bolton	Willie Gay	Trent McDuffie	L'Jarius Sneed	Joshua Williams	Juan Thornhill	Justin Reid	--	
12/24	Seattle	George Karlaftis	Derrick Nnadi	Chris Jones	Frank Clark	Nick Bolton	Willie Gay	Trent McDuffie	L'Jarius Sneed	--	Juan Thornhill	Justin Reid	Leo Chenal	
1/1	Denver	George Karlaftis	Derrick Nnadi	Chris Jones	Frank Clark	Nick Bolton	Willie Gay	Trent McDuffie	L'Jarius Sneed	Jaylen Watson	Juan Thornhill	Justin Reid	--	
1/7	at Las Vegas	George Karlaftis	Derrick Nnadi	Chris Jones	Frank Clark	Nick Bolton	Willie Gay	Trent McDuffie	L'Jarius Sneed	--	Juan Thornhill	Justin Reid	Leo Chenal	

# GAME-BY-GAME STARTERS

## 2022 POSTSEASON

### OFFENSE

DATE	OPPONENT	TE	TE	LT	LG	C	RG	RT	WR	WR	QB	RB	TE
1/21	Jacksonville	Travis Kelce	Noah Gray	Orlando Brown	Joe Thuney	Creed Humphrey	Trey Smith	Andrew Wylie	Marquez Valdes-Scantling	Juju Smith-Schuster	Patrick Mahomes	Isiah Pacheco	--
1/29	Cincinnati	Travis Kelce	Noah Gray	Orlando Brown	Joe Thuney	Creed Humphrey	Trey Smith	Andrew Wylie	Kadarius Toney	--	Patrick Mahomes	Isiah Pacheco	Jody Fortson
2/12	at Philadelphia	Travis Kelce	Noah Gray	Orlando Brown	Joe Thuney	Creed Humphrey	Trey Smith	Andrew Wylie	Marquez Valdes-Scantling	Juju Smith-Schuster	Patrick Mahomes	Isiah Pacheco	--

## 2022 POSTSEASON

### DEFENSE

DATE	OPPONENT	DE	DT	DT	DE	LB	LB	CB	CB	CB	S	S
1/21	Jacksonville	<u>George Karlaftis</u>	Derrick Nnadi	Chris Jones	Frank Clark	Nick Bolton	Willie Gay	<u>Jaylen Watson</u>	L'Jarius Sneed	<u>Trent McDuffie</u>	Juan Thornhill	Justin Reid
1/29	Cincinnati	<u>George Karlaftis</u>	Derrick Nnadi	Chris Jones	Frank Clark	Nick Bolton	Willie Gay	<u>Jaylen Watson</u>	L'Jarius Sneed	<u>Trent McDuffie</u>	Juan Thornhill	Justin Reid
2/12	at Philadelphia	<u>George Karlaftis</u>	Derrick Nnadi	Chris Jones	Frank Clark	Nick Bolton	Willie Gay	<u>Jaylen Watson</u>	L'Jarius Sneed	<u>Trent McDuffie</u>	Juan Thornhill	Justin Reid

# GAME-BY-GAME CAPTAINS

## 2022 REGULAR SEASON - CAPTAINS

DATE	OPPONENT	OFFENSE	DEFENSE	SPECIAL TEAMS
9/11	at Arizona	Patrick Mahomes	Chris Jones	Harrison Butker
9/15	L.A. Chargers	Travis Kelce	Frank Clark	James Winchester
9/25	at Indianapolis	Joe Thuney	Juan Thornhill	Tommy Townsend
10/2	at Tampa Bay	Creed Humphrey	Nick Bolton	Jody Fortson
10/10	Las Vegas	Clyde Edwards-Helaire	L'Jarius Sneed	Noah Gray
10/16	Buffalo	Orlando Brown	Justin Reid	Michael Burton
10/23	at San Francisco	Juju Smith-Schuster	Khalen Saunders	Jerick McKinnon
11/6	Tennessee	Patrick Mahomes	Chris Jones	Harrison Butker
11/13	Jacksonville	Andrew Wylie	Derrick Nnadi	Chris Lammons
11/20	at L.A. Chargers	Travis Kelce	Nick Bolton	Deon Bush
11/27	L.A. Rams	Justin Watson	Mike Danna	Darius Harris
12/4	at Cincinnati	Juju Smith-Schuster	Carlos Dunlap II	Noah Gray
12/11	at Denver	Creed Humphrey Jerick McKinnon	Frank Clark	NONE
12/18	at Houston	NONE	Justin Reid	Tommy Townsend
12/24	Seattle	Marquez Valdes-Scantling	L'Jarius Sneed	James Winchester
1/1	Denver	Andrew Wylie	Willie Gay	Deon Bush
1/7	at Las Vegas	Orlando Brown	Khalen Saunders	Michael Burton

# GAME-BY-GAME CAPTAINS

## 2022 POSTSEASON - CAPTAINS

<b>DATE</b>	<b>OPPONENT</b>	<b>OFFENSE</b>	<b>DEFENSE</b>	<b>SPECIAL TEAMS</b>
1/21	Jacksonville	Jerick McKinnon Patrick Mahomes Travis Kelce	Nick Bolton Chris Jones	Tommy Townsend
1/29	Cincinnati	Jerick McKinnon Patrick Mahomes Travis Kelce	Nick Bolton Chris Jones	Tommy Townsend
2/12	at Philadelphia	Jerick McKinnon Patrick Mahomes Travis Kelce	Nick Bolton Chris Jones	Tommy Townsend

# GAME-BY-GAME INACTIVES

2022 REGULAR SEASON INACTIVES		
DATE	OPPONENT	PLAYERS
9/11	at Arizona	Shane Buechele Daurice Fountain Malik Herring Ronald Jones II Joshua Kaindoh Darian Kinnard
9/15	L.A. Chargers	Shane Buechele Harrison Butker Jack Cochrane Malik Herring Ronald Jones II Joshua Kaindoh Darian Kinnard
9/25	at Indianapolis	Shane Buechele Harrison Butker Mike Danna Ronald Jones II Joshua Kaindoh Darian Kinnard Benton Whitley
10/2	at Tampa Bay	Shane Buechele Harrison Butker Mike Danna Ronald Jones II Joshua Kaindoh Darian Kinnard Benton Whitley
10/10	Las Vegas	Shane Buechele Harrison Butker Mike Danna Ronald Jones II Joshua Kaindoh Trey Smith Benton Whitley
10/16	Buffalo	Shane Buechele Bryan Cook Rashad Fenton Ronald Jones II Joshua Kaindoh Darian Kinnard Taylor Stallworth
10/23	at San Francisco	Shane Buechele Mike Danna Rashad Fenton Nazeeh Johnson Ronald Jones II Joshua Kaindoh Darian Kinnard
11/6	Tennessee	Shane Buechele Jody Fortson Nazeeh Johnson Ronald Jones II Joshua Kaindoh Darian Kinnard
11/13	Jacksonville	Shane Buechele Mecole Hardman Nazeeh Johnson Ronald Jones II Joshua Kaindoh Darian Kinnard
11/20	at L.A. Chargers	Shane Buechele Malik Herring Ronald Jones II Joshua Kaindoh Darian Kinnard Chris Lammons Juju Smith-Schuster
11/27	L.A. Rams	Shane Buechele Geron Christian Sr. Malik Herring Joshua Kaindoh Juan Thornhill Joe Thuney Kadarius Toney
12/4	at Cincinnati	Shane Buechele Deon Bush Geron Christian Sr. Malik Herring Joshua Kaindoh Joe Thuney Kadarius Toney
12/11	at Denver	Shane Buechele Geron Christian Sr. Malik Herring Joshua Kaindoh Darian Kinnard Kadarius Toney
12/18	at Houston	Shane Buechele Geron Christian Sr. Malik Herring Joshua Kaindoh Darian Kinnard
12/24	Seattle	Shane Buechele Geron Christian Sr. Wayne Gallman Jr. Malik Herring Joshua Kaindoh Darian Kinnard Khalen Saunders
1/1	Denver	Shane Buechele Geron Christian Sr. Malik Herring Joshua Kaindoh Darian Kinnard



# GAME-BY-GAME INACTIVES

1/7	at Las Vegas	Shane Buechele Mecole Hardman Malik Herring Joshua Kaindoh	Darian Kinnard Skyy Moore
-----	--------------	---	------------------------------

# GAME-BY-GAME INACTIVES

<b>2022 POSTSEASON INACTIVES</b>			
<b>DATE</b>	<b>OPPONENT</b>	<b>PLAYERS</b>	
1/21	Jacksonville	Shane Buechele Mecole Hardman Malik Herring Joshua Kaindoh	Marcus Kemp Darian Kinnard Austin Reiter
1/29	Cincinnati	Blake Bell Shane Buechele Malik Herring Joshua Kaindoh	Darian Kinnard Ihmir Smith-Marsette Justin Watson
2/12	at Philadelphia	Blake Bell Shane Buechele Clyde Edwards-Helaire Malik Herring	Joshua Kaindoh Darian Kinnard Austin Reiter

# TURNOVER CHART

## 2022 REGULAR SEASON - DEFENSIVE TAKEAWAYS

DATE	OPPONENT	TAKEAWAY	QTR.	SCORE	YD-LINE	RESULT
09/11	at Arizona	None				
09/15	L.A. Chargers	J. Watson INT (J. Herbert)	4	23-17	KC-1	TD
09/25	at Indianapolis	L. Sneed FR (C. Dunlap II FF)	2	6-10	IND-26	TD
10/02	at Tampa Bay	C. Jones FR (L. Sneed FF)	2	21-10	TB-22	TD
10/10	Las Vegas	None				
10/16	Buffalo	D. Harris FR (J. Allen fumble)	1	0-0	KC-11	INT
10/23	at San Francisco	J. Williams INT (J. Garoppolo)	2	14-13	KC-(-1)	Missed FG
		M. Herring FR (C. Jones FF)	4	44-23	KC-49	Punt
		J. Thornhill INT (B. Purdy: touchback)	4	44-23	KC-(-2)	EOG
11/06	Tennessee	None				
11/13	Jacksonville	None				
11/20	at L.A. Chargers	F. Clark FR (N. Bolton FF)	4	23-20	KC-22	Fumble
		N. Bolton INT (J. Herbert)	4	30-27	LAC-42	EOG
11/27	L.A. Rams	L. Sneed INT (B. Perkins)	4	20-10	LA-35	FG
		N. Bolton INT (B. Perkins)	4	23-10	LA-42	FG
12/04	at Cincinnati	None				
12/11	at Denver	W. Gay INT (R. Wilson)	2	27-0	DEN-47	TD
		L. Sneed INT (B. Rypien)	4	34-28	KC-24	EOG
12/18	at Houston	W. Gay FR (F. Clark FF)	5	24-24	HST-26	TD
12/24	Seattle	J. Thornhill INT (G. Smith: touchback)	4	17-3	KC-(-2)	TD
01/01	Denver	G. Karlaftis FR (T. McDuffie FF)	2	13-10	KC-40	Missed FG
		L. Sneed INT (R. Wilson)	4	20-17	DEN-42	TD
01/07	at Las Vegas	J. Thornhill INT (J. Stidham)	1	7-3	LV-44	TD
		G. Karlaftis FR (M. Danna FF)	2	21-3	LV-30	FG

## 2022 REGULAR SEASON - OFFENSIVE GIVEAWAYS

DATE	OPPONENT	TAKEAWAY	QTR.	SCORE	YD-LINE	RESULT
09/11	at Arizona	J. Smith-Schuster fumble (D. Gardeck FF; B. Murphy Jr. FR)	2	20-7	KC-42	Downs
09/15	L.A. Chargers	None				
09/25	at Indianapolis	P. Mahomes INT (R. McLeod Jr.)	4	17-20	IND-36	EOG
10/02	at Tampa Bay	P. Mahomes INT (S. Murphy-Bunting)	4	41-24	TB-33	TD
10/10	Las Vegas	None				
10/16	Buffalo	P. Mahomes INT (K. Elam: touchback)	1	0-0	BUF-(-6)	FG
		P. Mahomes INT (T. Johnson)	4	20-24	KC-32	EOG
10/23	at San Francisco	P. Mahomes INT (T. Hufanga)	1	0-3	KC-36	TD
11/06	Tennessee	P. Mahomes INT (R. McCreary)	3	9-14	KC-38	FG
11/13	Jacksonville	I. Pacheco fumble (R. Jenkins FF; D. Lloyd FR)	1	0-0	JAX-7	Punt
		P. Mahomes INT (A. Cisco)	4	27-10	JAX-38	TD
11/20	at L.A. Chargers	J. McKinnon fumble (T. Reeder FF; A. Gilman FR)	4	23-20	LAC-36	TD
11/27	L.A. Rams	P. Mahomes INT (N. Scott: touchback)	4	20-10	LA-(-6)	INT
12/04	at Cincinnati	T. Kelce fumble (G. Pratt FF; G. Pratt FR)	4	24-20	KC-46	TD
12/11	at Denver	P. Mahomes INT (J. Jewell)	2	27-0	KC-42	TD
		P. Mahomes INT (P. Surtain II)	2	27-7	DEN-40	TD
		P. Mahomes INT (J. Jewell)	4	34-28	DEN-25	INT
12/18	at Houston	I. Pacheco fumble (M. Addison FF; D. King II FR)	2	7-7	KC-22	TD
		J. Smith-Schuster fumble (T. Smith FF; J. Hansen FR)	3	16-14	HST-36	TD
12/24	Seattle	None				
01/01	Denver	P. Mahomes INT (J. Simmons: touchback)	2	6-3	DEN-(-5)	Punt
01/07	at Las Vegas	None				

## 2022 REGULAR SEASON - SPECIAL TEAMS/MISC TAKEAWAYS

DATE	OPPONENT	TAKEAWAY	QTR.	SCORE	YD-LINE	RESULT
10/02	at Tampa Bay	E. Lee FR (C. Lammons FF)	1	0-0	TB-21	TD

## 2022 REGULAR SEASON - SPECIAL TEAMS/MISC GIVEAWAYS

DATE	OPPONENT	TAKEAWAY	QTR.	SCORE	YD-LINE	RESULT
09/25	at Indianapolis	S. Moore; K. Granson FR	1	0-0	KC-4	TD
10/23	at San Francisco	S. Moore; S. Womack III FR	2	14-13	KC-12	INT
11/13	Jacksonville	J. Fortson fumble (C. Johnson FF; A. Gotsis FR)	2	20-7	KC-32	Missed FG
11/27	L.A. Rams	S. Moore; R. Rochell FR	1	0-0	KC-43	Punt
01/01	Denver	K. Toney fumble (A. Singleton FF; E. Saubert FR)	2	6-3	KC-16	TD

## 2022 REGULAR SEASON - TURNOVERS

<b>Offense:</b>	18 Giveaways 69 Points (9 TD, 2 FG)	<b>Ratio</b> -3 (20 takes, 23 gives)
<b>Defense:</b>	19 Takeaways 65 Points (8 TD, 3 FG)	

# TURNOVER CHART

<b>Special Teams:</b>	5 Giveaways	<b>Points Off Turnovers Ratio</b> -11 (72 scored, 83 allowed)
	14 Points (2 TD, 0 FG)	
	1 Takeaway	
	7 Points (1 TD, 0 FG)	

# TURNOVER CHART

## 2022 POSTSEASON - DEFENSIVE TAKEAWAYS

DATE	OPPONENT	TAKEAWAY	QTR.	SCORE	YD-LINE	RESULT
01/21	Jacksonville	N. Bolton FR (J. Agnew fumble)	4	27-17	KC-3	Punt
		J. Watson INT (T. Lawrence)	4	27-17	KC-30	Punt
01/29	Cincinnati	J. Watson INT (J. Burrow)	2	13-3	CIN-49	Punt
		J. Williams INT (J. Burrow)	4	20-20	KC-18	Punt
02/12	at Philadelphia	N. Bolton FR (J. Hurts fumble)	2	14-14	PHI-36	TD

## 2022 POSTSEASON - OFFENSIVE GIVEAWAYS

DATE	OPPONENT	TAKEAWAY	QTR.	SCORE	YD-LINE	RESULT
01/21	Jacksonville	None				
01/29	Cincinnati	P. Mahomes fumble (S. Hubbard FR)	3	20-13	KC-45	TD
02/12	at Philadelphia	None				

## 2022 POSTSEASON - TURNOVERS

<b>Offense:</b>	1 Giveaway 7 Points (1 TD, 0 FG)	<b>Ratio</b> +4 (5 takes, 1 give)
<b>Defense:</b>	5 Takeaways 7 Points (1 TD, 0 FG)	
<b>Special Teams:</b>	0 Giveaways 0 Points (0 TD, 0 FG)	<b>Points Off Turnovers Ratio</b> 0 (7 scored, 7 allowed)
	0 Takeaways 0 Points (0 TD, 0 FG)	

# INSIDE THE 20

DATE	OPPONENT	OFFENSE	DEFENSE
09/11	at Arizona	TD - Pass TD - Pass TD - Pass TD - Pass TD - Pass TD - Run	TD - Run TD - Pass TD - Pass
09/15	L.A. Chargers	TD - Pass FG - 19 yards FG - 31 yards	FG - 31 yards TD - Pass TD - Pass Interception TD - Pass
09/25	at Indianapolis	TD - Pass TD - Run FG - 26 yards Missed FG	TD - Pass FG - 51 yards TD - Pass
10/02	at Tampa Bay	TD - Pass TD - Run TD - Pass TD - Run TD - Pass FG - 32 yards	TD - Pass TD - Pass TD - Run TD - Pass
10/10	Las Vegas	TD - Pass TD - Pass TD - Pass TD - Pass	TD - Run
10/16	Buffalo	Interception TD - Pass	Fumble Downs TD - Pass TD - Pass
10/23	at San Francisco	TD - Pass Missed FG TD - Run TD - Pass TD - Run	FG - 30 yards TD - Pass Interception TD - Pass Interception
11/06	Tennessee	FG - 23 yards TD - Pass TD - Run FG - 28 yards	TD - Run TD - Run
11/13	Jacksonville	Fumble TD - Pass TD - Pass TD - Pass TD - Pass	TD - Pass FG - 35 yards TD - Pass
11/20	at L.A. Chargers	FG - 33 yards TD - Pass FG - 30 yards TD - Pass	TD - Run FG - 21 yards TD - Pass
11/27	L.A. Rams	FG - 27 yards FG - 32 yards TD - Run Interception FG - 22 yards FG - 22 yards	TD - Pass
12/04	at Cincinnati	FG - 26 yards TD - Pass TD - Run TD - Run	TD - Run TD - Pass Downs FG - 36 yards FG - 41 yards TD - Pass End of Game
12/11	at Denver	FG - 35 yards TD - Pass TD - Pass	TD - Pass TD - Pass TD - Pass

# INSIDE THE 20

12/18	at Houston	TD - Pass FG - 27 yards TD - Run	TD - Pass TD - Run TD - Pass FG - 29 yards
12/24	Seattle	TD - Pass TD - Pass TD - Run	FG - 22 yards TD - Pass
01/01	Denver	TD - Run Interception TD - Pass TD - Pass TD - Pass	TD - Run TD - Run
01/07	at Las Vegas	TD - Pass TD - Run TD - Run TD - Run End of Game	Downs FG - 38 yards TD - Pass

## OFFENSE DEFENSE

<b>Inside the 20</b>	72	55
<b>Scores</b>	65	47
<b>Touchdowns</b>	50	37
<b>Field Goals</b>	15	10
<b>Total Points in 20</b>	391	289
<b>Fumbles</b>	1	1
<b>Interceptions</b>	3	3
<b>Missed Field Goals</b>	2	0
<b>Lost on Downs</b>	0	3
<b>End of Half/Game</b>	1	1
<b>TDs Outside</b>	9	6
<b>Red-Zone Percentage</b>	69.4	67.3

# INSIDE THE 20

DATE	OPPONENT	OFFENSE	DEFENSE
01/21	Jacksonville	TD - Pass TD - Pass TD - Pass	TD - Pass TD - Run Fumble
01/29	Cincinnati	FG - 24 yards TD - Pass TD - Pass	FG - 30 yards FG - 23 yards TD - Run
02/12	at Philadelphia	TD - Pass TD - Run TD - Pass TD - Pass FG - 27 yards	TD - Run TD - Run FG - 35 yards FG - 33 yards TD - Run

## OFFENSE DEFENSE

<b>Inside the 20</b>	11	11
<b>Scores</b>	11	10
<b>Touchdowns</b>	9	6
<b>Field Goals</b>	2	4
<b>Total Points in 20</b>	69	55
<b>Fumbles</b>	0	1
<b>Interceptions</b>	0	0
<b>Missed Field Goals</b>	0	0
<b>Lost on Downs</b>	0	0
<b>End of Half/Game</b>	0	0
<b>TDs Outside</b>	0	2
<b>Red-Zone Percentage</b>	81.8	54.5



# GOAL TO GO SITUATIONS

<b>DATE</b>	<b>OPPONENT</b>	<b>OFFENSE</b>	<b>DEFENSE</b>
09/11	at Arizona	TD - Pass TD - Pass TD - Pass TD - Pass TD - Run	TD - Run TD - Pass
09/15	L.A. Chargers	TD - Pass Field Goal - 19 yards TD - Interception	TD - Pass Interception TD - Pass
09/25	at Indianapolis	TD - Pass TD - Run Field Goal - 26 yards	TD - Pass
10/02	at Tampa Bay	TD - Pass TD - Run TD - Pass	TD - Pass TD - Run TD - Pass
10/10	Las Vegas	TD - Pass TD - Pass TD - Pass TD - Pass	TD - Run
10/16	Buffalo	Interception TD - Pass	Lost on Downs
10/23	at San Francisco	TD - Pass TD - Pass TD - Run	TD - Pass
11/06	Tennessee	Field Goal - 23 yards	TD - Run
11/13	Jacksonville	TD - Pass TD - Pass	TD - Pass Field Goal - 35 yards
11/20	at L.A. Chargers	TD - Pass	TD - Run TD - Pass
11/27	L.A. Rams	Field Goal - 27 yards TD - Run Field Goal - 22 yards Field Goal - 22 yards	NONE
12/04	at Cincinnati	TD - Pass TD - Run	TD - Run TD - Pass
12/11	at Denver	TD - Pass TD - Pass	TD - Pass TD - Pass
12/18	at Houston	TD - Pass TD - Run	TD - Pass TD - Pass Field Goal - 29 yards
12/24	Seattle	TD - Pass TD - Run	Field Goal - 22 yards TD - Pass
01/01	Denver	TD - Run Interception TD - Pass TD - Pass	TD - Run
01/07	at Las Vegas	TD - Pass TD - Run TD - Run End of Game	Lost on Downs

# GOAL TO GO SITUATIONS

## OFFENSE DEFENSE

<b>Goal-To-Go Situations</b>	47	28
<b>Scores</b>	43	25
<b>Touchdowns</b>	37	22
<b>Field Goals</b>	6	3
<b>Total Points</b>	275	164
<b>Fumbles</b>	0	0
<b>Interceptions</b>	3	1
<b>Missed Field Goals</b>	0	0
<b>Missed Field Goals (G2G)</b>	0	0
<b>Lost on Downs</b>	0	2
<b>End of Half/Game</b>	1	0
<b>Goal-to-Go Percentage</b>	78.7	78.6

# GOAL TO GO SITUATIONS

<b>DATE</b>	<b>OPPONENT</b>	<b>OFFENSE</b>	<b>DEFENSE</b>
01/21	Jacksonville	TD - Pass TD - Pass TD - Pass	TD - Run Fumble
01/29	Cincinnati	Field Goal - 24 yards	Field Goal - 23 yards TD - Run
02/12	at Philadelphia	TD - Run TD - Pass	TD - Run TD - Run TD - Run

## OFFENSE DEFENSE

<b>Goal-To-Go Situations</b>	6	7
<b>Scores</b>	6	6
<b>Touchdowns</b>	5	5
<b>Field Goals</b>	1	1
<b>Total Points</b>	38	39
<b>Fumbles</b>	0	1
<b>Interceptions</b>	0	0
<b>Missed Field Goals</b>	0	0
<b>Missed Field Goals (G2G)</b>	0	0
<b>Lost on Downs</b>	0	0
<b>End of Half/Game</b>	0	0
<b>Goal-to-Go Percentage</b>	83.3	71.4

# BIG RUN PLAYS (10+ YARDS)

## 2022 REGULAR SEASON - BIG RUN PLAYS (10+ YARDS)

DATE	OPPONENT	QTR	CHIEFS PLAYER	YDS.	DOWN	RESULT	QTR	OPP. PLAYER	YDS.	DOWN	RESULT
09/11	at ARI	1	Clyde Edwards-Helaire	18	2-3-KC 42	Touchdown	1	Kyler Murray	10	2-11-ARI 24	Punt
		3	Jerick McKinnon	18	2-6-ARI 32	Touchdown	2	Kyler Murray	21	1-10-KC 23	Touchdown
		4	Isiah Pacheco	11	1-10-KC 34	Touchdown	3	Eno Benjamin	16	2-6-KC 48	Touchdown
		4	Isiah Pacheco	19	1-10-ARI 39	Touchdown	4	Trace McSorley	14	3-9-ARI 22	End Game
		4	Isiah Pacheco	22	2-10-KC 10	Punt					
09/15	LAC	4	Clyde Edwards-Helaire	52	1-10-KC 15	Field Goal	NONE				
09/25	at IND	3	Patrick Mahomes	10	1-10-IND 13	Field Goal	4	Jonathan Taylor	13	1-20-KC 39	Touchdown
10/02	at TB	1	Clyde Edwards-Helaire	20	3-1-TB 32	Touchdown	NONE				
		4	Patrick Mahomes	11	2-15-KC 45	Field Goal					
10/10	LV	1	Patrick Mahomes	16	2-6-LV 39	Missed FG	2	Josh Jacobs	13	1-10-LV 23	Field Goal
		2	Jerick McKinnon	30	2-17-KC 36	Touchdown	2	Josh Jacobs	21	1-10-LV 36	Field Goal
							3	Josh Jacobs	14	1-10-LV 27	Field Goal
							3	Josh Jacobs	37	1-10-LV 41	Field Goal
10/16	BUF	3	Clyde Edwards-Helaire	11	1-10-KC 16	Missed FG	1	Devin Singletary	10	1-10-KC 43	Fumble
		3	Patrick Mahomes	10	2-10-BUF 19	Touchdown	2	Devin Singletary	14	1-10-KC 47	Downs
							4	Josh Allen	16	1-10-KC 28	Touchdown
10/23	at SF	2	<b>Mecole Hardman</b>	<b>25T</b>	1-10-SF 25	Touchdown	1	Christian	10	2-10- 50	Field Goal
		3	<b>Clyde Edwards-Helaire</b>	<b>16T</b>	1-10-SF 16	Touchdown	1	McCaffrey	12	2-1-KC 31	Field Goal
		4	Isiah Pacheco	17	2-4-KC 34	Touchdown	2	Jeff Wilson Jr.	12	1-10-KC 39	Field Goal
							3	Christian	15	1-10-SF 34	Field Goal
							3	McCaffrey	10	3-3-KC 44	Field Goal
						Jeff Wilson Jr.					
						Jeff Wilson Jr.					
11/06	TEN	1	Patrick Mahomes	16	2-15-TEN 39	Field Goal	2	Malik Willis	17	2-6-TEN 46	Touchdown
		4	Patrick Mahomes	20	3-17-KC 31	Touchdown	2	Derrick Henry	24	1-10-KC 37	Touchdown
		4	<b>Patrick Mahomes</b>	<b>14T</b>	3-9-TEN 14	Touchdown	2	Derrick Henry	56	1-10-TEN 21	Touchdown
11/13	JAX	1	Patrick Mahomes	19	3-8-KC 22	Fumble	2	Trevor Lawrence	18	1-10-KC 28	Touchdown
		1	Isiah Pacheco	13	1-10-KC 20	Touchdown	3	Travis Etienne Jr.	10	1-10-JAX 25	Field Goal
		2	Kadarius Toney	32	1-10-KC 41	Touchdown					
		2	Patrick Mahomes	12	2-2-JAX 41	Touchdown					
		4	Isiah Pacheco	11	1-10-KC 22	Interception					
11/20	at LAC	1	Isiah Pacheco	28	2-10-KC 39	Field Goal	2	Isaiah Spiller	11	1-10-KC 24	Touchdown
		3	Isiah Pacheco	18	1-10-KC 33	Field Goal					
		4	Patrick Mahomes	16	1-10-LAC 33	Touchdown					
11/27	LAR	1	Patrick Mahomes	10	1-10-KC 46	Touchdown	1	Cam Akers	15	1-10-LAR 25	Field Goal
		2	Patrick Mahomes	13	3-7-LAR 17	Field Goal	1	Bryce Perkins	13	3-5-LAR 45	Field Goal
							2	Bryce Perkins	10	3-9-LAR 26	Punt
12/04	at CIN	1	Jerick McKinnon	14	1-10-CIN 29	Field Goal	1	Samaje Perine	10	2-2-KC 24	Touchdown
		2	Skye Moore	12	2-2-CIN 24	Touchdown	3	Joe Burrow	16	2-8-KC 48	Field Goal
		2	Jerick McKinnon	11	1-10-CIN 12	Touchdown	4	Samaje Perine	10	2-2-KC 47	End Game
		2	Isiah Pacheco	16	2-7-KC 10	End Half					
12/11	at DEN	2	Isiah Pacheco	10	2-6-DEN 36	Touchdown	1	Russell Wilson	11	3-16-DEN 19	Punt
		4	Isiah Pacheco	10	2-10-DEN 44	End Game	2	Russell Wilson	13	3-1-DEN 49	Touchdown
							2	Russell Wilson	19	2-10-KC 38	Touchdown
							4	Russell Wilson	14	3-11-KC 16	Touchdown
12/18	at HOU	1	Isiah Pacheco	11	1-10-KC 25	Touchdown	2	<b>Davis Mills</b>	<b>17T</b>	2-10-KC 17	Touchdown
		1	Isiah Pacheco	18	1-10-KC 36	Touchdown	2	Royce Freeman	11	2-2-HOU 30	Punt
		2	Patrick Mahomes	12	2-2-HOU 36	Touchdown					
		3	Isiah Pacheco	12	2-1-HOU 39	Field Goal					
		4	Patrick Mahomes	14	3-4-HOU 45	Missed FG					
		5	<b>Jerick McKinnon</b>	<b>26T</b>	1-10-HOU 26	Touchdown					
12/24	SEA	NONE					3	Kenneth Walker III	20	1-10-SEA 18	Downs
							3	Kenneth Walker III	11	1-10-SEA 38	Downs
							3	Kenneth Walker III	20	2-6-SEA 30	Downs
01/01	DEN	NONE					2	<b>Russell Wilson</b>	<b>16T</b>	1-10-KC 16	Touchdown
							3	Latavius Murray	19	2-12-DEN 47	Touchdown
							3	Chase Edmonds	10	3-19-DEN 8	Punt
							4	Latavius Murray	11	1-10-DEN 25	Touchdown
01/07	at LV	1	Kadarius Toney	14	1-10-LV 16	Touchdown	1	Jarrett Stidham	10	2-12-LV 45	Field Goal
		2	Patrick Mahomes	14	3-10-LV 30	Touchdown	2	Jarrett Stidham	10	1-10-LV 47	Downs
		2	<b>Kadarius Toney</b>	<b>11T</b>	2-5-LV 11	Touchdown	3	Josh Jacobs	10	3-1-KC 29	Field Goal
		3	Patrick Mahomes	13	2-10-KC 14	Punt	4	Josh Jacobs	12	1-10-LV 18	Downs
		4	Isiah Pacheco	31	1-10-LV 33	Touchdown					
		4	Ronald Jones II	13	3-10-LV 21	End Game					

**TOTALS 47 - 790 (16.8), 5 TDS**

**46 - 702 (15.3), 2 TDS**

# BIG RUN PLAYS (10+ YARDS)

## 2022 POSTSEASON - BIG RUN PLAYS (10+ YARDS)

DATE	OPPONENT	QTR	CHIEFS PLAYER	YDS.	DOWN	RESULT	QTR	OPP. PLAYER	YDS.	DOWN	RESULT
01/21	JAX	1	Isiah Pacheco	12	1-10-KC 17	Touchdown	1	Travis Etienne Jr.	19	3-1-KC 30	Touchdown
		2	Isiah Pacheco	39	2-10-JAX 43	Touchdown	2	JaMycal Hasty	23	1-10-JAX 37	Punt
		4	Kadarius Toney	14	2-3-JAX 17	Touchdown	3	Travis Etienne Jr.	12	1-10-JAX 25	Punt
							4	Trevor Lawrence	11	3-6-JAX 29	Touchdown
						4	Christian Kirk	18	1-10-KC 22	Touchdown	
							4	Trevor Lawrence	12	3-10-KC 21	Fumble
01/29	CIN	NONE					3	Joe Burrow	11	3-6-KC 42	Touchdown
							4	Joe Burrow	14	2-13-CIN 15	Interception
02/12	at PHI	1	Isiah Pacheco	24	2-2-PHI 44	Touchdown	1	Jalen Hurts	11	2-10-PHI 42	Touchdown
		3	Jerick McKinnon	14	3-1-KC 34	Touchdown	2	Jalen Hurts	14	1-10-PHI 25	Touchdown
		3	Patrick Mahomes	14	2-3-PHI 18	Touchdown	2	Jalen Hurts	28	4-5-KC 44	Touchdown
		3	Isiah Pacheco	11	2-1-KC 45	Touchdown					
		4	Isiah Pacheco	10	3-1-KC 47	Field Goal					
		4	Patrick Mahomes	26	1-10-PHI 43	Field Goal					

**TOTALS 9 - 164 (18.2), 0 TDS**

**11 - 173 (15.7), 0 TDS**

# BIG PASS PLAYS (20+ YARDS)

## 2022 REGULAR SEASON - BIG PASS PLAYS (20+ YARDS)

DATE	OPPONENT	QTR	CHIEFS PLAYER	YDS.	DOWN	RESULT	QTR	OPP. PLAYER	YDS.	DOWN	RESULT
09/11	at ARI	1	Patrick Mahomes -> Clyde Edwards-Helaire	25	1-10-KC 32	Touchdown	1	Kyler Murray -> Greg Dortch	24	2-18-ARI 41	Touchdown
		1	Patrick Mahomes -> Juju Smith-Schuster	20	2-13-ARI 46	Touchdown	2	Kyler Murray -> Marquise Brown	26	2-4-ARI 26	Punt
		3	Patrick Mahomes -> Travis Kelce	35	1-10-KC 25	Touchdown	4	Kyler Murray -> Eno Benjamin	22	1-10-KC 33	Touchdown
		3	Patrick Mahomes -> Skyy Moore	30	2-10-ARI 40	Touchdown					
		3	Patrick Mahomes -> Travis Kelce	26	3-6-KC 38	Touchdown					
09/15	LAC	2	Patrick Mahomes -> Mecole Hardman	30	1-10-KC 25	Touchdown	1	Justin Herbert -> Mike Williams	29	2-3-KC 40	Touchdown
		3	Patrick Mahomes -> Clyde Edwards-Helaire	21	2-8-KC 38	Touchdown	2	Justin Herbert -> Gerald Everett	26	2-3-KC 29	Interception
		3	<b>Patrick Mahomes -&gt; Justin Watson</b>	<b>41T</b>	<b>3-10-LAC 41</b>	Touchdown	4	Justin Herbert -> Austin Ekeler	21	1-10-LAC 27	Touchdown
							4	Justin Herbert -> DeAndre Carter	35	4-1-KC 43	Touchdown
09/25	at IND	1	Patrick Mahomes -> Travis Kelce	29	3-7-IND 32	Touchdown	2	Matt Ryan -> Alec Pierce	30	1-10-IND 1	Fumble
		3	Patrick Mahomes -> Travis Kelce	20	3-4-KC 18	Downs	3	Matt Ryan -> Michael Pittman Jr.	26	1-10-IND 48	Field Goal
		3	Patrick Mahomes -> Noah Gray	26	1-10-KC 38	Downs	4	Matt Ryan -> Michael Pittman Jr.	25	1-10-IND 35	Downs
		4	Patrick Mahomes -> Juju Smith-Schuster	53	3-13-KC 28	Missed FG					
		4	Patrick Mahomes -> Marquez Valdes-Scantling	24	2-10-KC 30	Interception					
10/02	at TB	2	Patrick Mahomes -> Marquez Valdes-Scantling	36	1-10-KC 48	Touchdown	1	Tom Brady -> Leonard Fournette	25	2-7-TB 31	Field Goal
		3	Patrick Mahomes -> Marquez Valdes-Scantling	25	2-7-KC 49	Touchdown	2	Tom Brady -> Mike Evans	30	1-10-TB 36	Touchdown
		4	Patrick Mahomes -> Travis Kelce	22	3-4-TB 44	Field Goal	4	Tom Brady -> Mike Evans:12 -> Rachaad White:10	22	2-10-TB 32	End Game
10/10	LV	3	Patrick Mahomes -> Marquez Valdes-Scantling	23	3-8-KC 48	Touchdown	1	<b>Derek Carr -&gt; Davante Adams</b>	<b>58T</b>	4-1-LV 42	Touchdown
		3	Patrick Mahomes -> Mecole Hardman	28	3-8-KC 45	Touchdown	4	<b>Derek Carr -&gt; Davante Adams</b>	<b>48T</b>	3-6-KC 48	Touchdown
		4	Patrick Mahomes -> Mecole Hardman	36	3-15-KC 36	Touchdown					
10/16	BUF	1	Patrick Mahomes -> Mecole Hardman	26	2-10-KC 27	Interception	1	Josh Allen -> Gabe Davis	22	2-11-BUF 24	Fumble
		2	Patrick Mahomes -> Travis Kelce	25	1-10-KC 33	Touchdown	1	Josh Allen -> Stefan Diggs	31	1-10-BUF 20	Field Goal
		2	<b>Patrick Mahomes -&gt; Juju Smith-Schuster</b>	<b>42T</b>	<b>3-10-BUF 42</b>	Touchdown	2	Josh Allen -> Stefan Diggs	30	2-7-BUF 22	Touchdown
		3	Patrick Mahomes -> Skyy Moore	24	3-9-KC 28	Missed FG	2	<b>Josh Allen -&gt; Gabe Davis</b>	<b>34T</b>	1-10-KC 34	Touchdown
		3	Patrick Mahomes -> Travis Kelce	23	1-10-KC 17	Touchdown	3	Josh Allen -> Dawson Knox	20	2-11-BUF 40	Touchdown
		3	Patrick Mahomes -> Juju Smith-Schuster	41	1-10-KC 40	Touchdown					
10/23	at SF	1	Patrick Mahomes -> Travis Kelce	27	3-1-KC 36	Touchdown	1	Jimmy Garoppolo -> Deebo Samuel	22	2-7-KC 31	Touchdown
		2	Patrick Mahomes -> Travis Kelce	22	2-8-KC 8	Missed FG	1	Jimmy Garoppolo -> Brandon Aiyuk	21	3-8-SF 24	Field Goal
		2	Patrick Mahomes -> Marquez Valdes-Scantling	40	1-10-KC 30	Missed FG	2	Jimmy Garoppolo -> George Kittle	34	2-15-SF 20	Punt
		3	Patrick Mahomes -> Jerick McKinnon	34	3-20-SF 38	Touchdown	4	Brock Purdy -> Ray-Ray McCloud III	20	1-10-SF 15	Interception
		4	Patrick Mahomes -> Marquez Valdes-Scantling	57	3-11-KC 19	Touchdown	4	Brock Purdy -> Ray-Ray McCloud III	22	3-10-SF 45	Interception
		4	Patrick Mahomes -> Juju Smith-Schuster	20	2-9-SF 23	Touchdown					
		4	<b>Patrick Mahomes -&gt; Juju Smith-Schuster</b>	<b>45T</b>	<b>3-6-SF 45</b>	Touchdown					
11/06	TEN	1	Patrick Mahomes -> Travis Kelce	23	1-10-KC 21	Touchdown	1	Malik Willis -> Chig Okonkwo	48	1-10-TEN 18	Punt
		1	Patrick Mahomes -> Justin Watson	31	3-7-KC 47	Touchdown					
		4	Patrick Mahomes -> Mecole Hardman	33	2-10-KC 40	End Half					
		5	Patrick Mahomes -> Noah Gray	27	3-1-TEN 49	Field Goal					
11/13	JAX	1	Patrick Mahomes -> Juju Smith-Schuster	25	3-8-JAX 38	Fumble	1	Trevor Lawrence -> Christian Kirk	24	1-10-JAX 24	Punt
		1	Patrick Mahomes -> Travis Kelce	46	1-10-KC 33	Touchdown	2	Trevor Lawrence -> Travis Etienne Jr.	24	3-11-JAX 45	Missed FG
		2	Patrick Mahomes -> Kadarius Toney	23	1-10-KC 28	Touchdown	2	Trevor Lawrence -> Marvin Jones Jr.	33	2-10-JAX 39	Touchdown
		3	Patrick Mahomes -> Kadarius Toney	22	2-2-JAX 26	Touchdown					
		4	Patrick Mahomes -> Marquez Valdes-Scantling	36	3-7-KC 13	End Game					
11/20	at LAC	1	Patrick Mahomes -> Travis Kelce	27	1-10-KC 25	Field Goal	1	<b>Justin Herbert -&gt; Joshua Palmer</b>	<b>50T</b>	2-2- 50	Touchdown
		1	Patrick Mahomes -> Travis Kelce	34	3-8-KC 27	Touchdown	2	Justin Herbert -> DeAndre Carter	20	2-7-LAC 45	Touchdown
		2	Patrick Mahomes -> Jody Fortson	40	2-15-LAC 44	Touchdown	4	Justin Herbert -> Keenan Allen	46	3-18-LAC 38	Touchdown
		2	Patrick Mahomes -> Justin Watson	29	2-10-KC 37	End Half					
		3	Patrick Mahomes -> Justin Watson	25	3-17-KC 7	Touchdown					
		4	<b>Patrick Mahomes -&gt; Travis Kelce</b>	<b>32T</b>	<b>3-4-LAC 32</b>	Touchdown					
11/27	LAR	1	<b>Patrick Mahomes -&gt; Travis Kelce</b>	<b>39T</b>	<b>2-16-LAR 39</b>	Touchdown					
		2	Patrick Mahomes -> Ronald Jones II	22	2-7-LAR 42	Field Goal					
		2	Patrick Mahomes -> Marquez Valdes-Scantling	21	1-10-KC 4	Field Goal					
		2	Patrick Mahomes -> Jody Fortson	21	1-20-LAR 43	Field Goal					
		4	Patrick Mahomes -> Marquez Valdes-Scantling	23	1-10-LAR 45	Interception					
12/04	at CIN	3	Patrick Mahomes -> Marquez Valdes-Scantling	42	3-7-KC 26	Touchdown	2	Joe Burrow -> Ja'Marr Chase	40	2-1-CIN 47	Downs
		3	Patrick Mahomes -> Marquez Valdes-Scantling	29	3-10-CIN 38	Touchdown	3	Joe Burrow -> Ja'Marr Chase	22	2-7-CIN 28	Field Goal
12/11	at DEN	1	Patrick Mahomes -> Travis Kelce	37	2-1-KC 29	Field Goal	2	Russell Wilson -> Mike Boone	20	2-8-DEN 27	Interception
		2	<b>Patrick Mahomes -&gt; Jerick McKinnon</b>	<b>56T</b>	<b>3-2-KC 44</b>	Touchdown	3	<b>Russell Wilson -&gt; Marlon Mack</b>	<b>66T</b>	2-14-DEN 34	Touchdown
		2	Patrick Mahomes -> Jerick McKinnon	24	3-10-KC 36	Touchdown	4	Russell Wilson -> Greg Dulcich	23	2-34-KC 39	Touchdown
		2	Patrick Mahomes -> Juju Smith-Schuster	20	3-7-KC 28	Interception					
		3	Patrick Mahomes -> Noah Gray	25	2-3-KC 47	Touchdown					
		4	Patrick Mahomes -> Marquez Valdes-Scantling	20	3-11-KC 25	End Game					
12/18	at HOU	2	<b>Patrick Mahomes -&gt; Jerick McKinnon</b>	<b>20T</b>	<b>1-10-HOU 20</b>	Touchdown	1	Davis Mills -> Chris Moore	34	2-11-HOU 30	Touchdown
		2	Patrick Mahomes -> Jerick McKinnon	21	1-10-KC 24	Touchdown					
12/24	SEA	2	Patrick Mahomes -> Travis Kelce	27	3-5-SEA 36	Touchdown	2	Geno Smith -> DK Metcalf	35	2-2-SEA 33	Field Goal
		2	Patrick Mahomes -> Isaiah Pacheco	32	2-4-KC 34	Field Goal	4	Geno Smith -> Colby Parkinson	39	1-10-SEA 36	Touchdown
		4	Patrick Mahomes -> Travis Kelce	20	1-10-KC 20	Touchdown					
		4	Patrick Mahomes -> Travis Kelce	52	1-10-KC 40	Touchdown					
01/01	DEN	2	Patrick Mahomes -> Kadarius Toney	38	1-10-KC 40	Interception	2	Russell Wilson -> Chase Edmonds	27	3-9-DEN 26	Fumble
		2	Patrick Mahomes -> Kadarius Toney	27	1-10-KC 25	Touchdown	3	Russell Wilson -> Eric Saubert	24	1-10-DEN 24	Punt
		2	Patrick Mahomes -> Jerick McKinnon	28	2-8-DEN 46	Touchdown					
		2	Patrick Mahomes -> Justin Watson	27	1-10-KC 40	Missed FG					
		3	Patrick Mahomes -> Marquez Valdes-Scantling	22	1-10-DEN 39	Touchdown					
01/07	at LV	1	Patrick Mahomes -> Justin Watson	67	2-5-KC 30	Touchdown	2	Jarrett Stidham -> Darren Waller	24	2-11-LV 23	Downs
		1	Patrick Mahomes -> Juju Smith-Schuster	28	1-10-LV 44	Touchdown	2	Jarrett Stidham -> Davante Adams	22	1-10-LV 25	Fumble

TOTALS

73 - 2,217 (30.4), 7 TDS

45 - 1,359 (30.2), 6 TDS

# BIG PASS PLAYS (20+ YARDS)

## 2022 POSTSEASON - BIG PASS PLAYS (20+ YARDS)

DATE	OPPONENT	QTR	CHIEFS PLAYER	YDS.	DOWN	RESULT	QTR	OPP. PLAYER	YDS.	DOWN	RESULT
01/21	JAX	3	Patrick Mahomes -> Noah Gray	27	1-10-KC 39	Field Goal	4	Trevor Lawrence -> Zay Jones	37	2-9-JAX 41	Touchdown
							4	Trevor Lawrence -> Marvin Jones Jr.	21	1-10-JAX 44	Field Goal
01/29	CIN	2	Patrick Mahomes -> Marquez Valdes-Scantling	29	1-10-KC 48	Touchdown	2	Joe Burrow -> Tyler Boyd	24	2-10-KC 39	Field Goal
		3	Patrick Mahomes -> Marquez Valdes-Scantling	25	2-4-KC 46	Touchdown	2	Joe Burrow -> Tee Higgins	21	1-10-KC 26	Field Goal
		3	Patrick Mahomes -> Marquez Valdes-Scantling	25	3-8-KC 33	Fumble	3	<b>Joe Burrow -&gt; Tee Higgins</b>	<b>27T</b>	3-6-KC 27	Touchdown
							4	Joe Burrow -> Ja'Marr Chase	35	4-6-KC 41	Touchdown
							4	Joe Burrow -> Hayden Hurst	23	3-16-CIN 10	Punt
02/12	at PHI	1	Patrick Mahomes -> Travis Kelce	20	2-7-KC 28	Touchdown	1	Jalen Hurts -> DeVonta Smith	23	1-10-KC 34	Touchdown
		1	Patrick Mahomes -> Travis Kelce	22	1-10-KC 47	Missed FG	2	<b>Jalen Hurts -&gt; A.J. Brown</b>	<b>45T</b>	1-10-KC 45	Touchdown
							2	Jalen Hurts -> A.J. Brown	22	3-5-KC 41	Field Goal
							4	Jalen Hurts -> DeVonta Smith	45	1-10-KC 47	Touchdown

**TOTALS**                      **6 - 148 (24.7), 0 TDS**

**11 - 323 (29.4), 2 TDS**

# ADVANCES CHART

## 2022 REGULAR SEASON CHIEFS ADVANCES

DATE	OPPONENT	RUSHES	COMPLETIONS	ADVANCES	OUTCOME
09/11	at Arizona	27	30	57	W 44-21
09/15	L.A. Chargers	18	24	42	W 27-24
09/25	at Indianapolis	23	20	43	L 20-17
10/02	at Tampa Bay	37	23	60	W 41-31
10/10	Las Vegas	23	29	52	W 30-29
10/16	Buffalo	18	25	43	L 24-20
10/23	at San Francisco	21	25	46	W 44-23
11/06	Tennessee	19	43	62	W 20-17 OT
11/13	Jacksonville	27	26	53	W 27-17
11/20	at L.A. Chargers	27	20	47	W 30-27
11/27	L.A. Rams	30	27	57	W 26-10
12/04	at Cincinnati	25	16	41	L 27-24
12/11	at Denver	23	28	51	W 34-28
12/18	at Houston	33	36	69	W 30-24 OT
12/24	Seattle	22	16	38	W 24-10
01/01	Denver	16	29	45	W 27-24
01/07	at Las Vegas	28	18	46	W 31-13
<b>TOTALS</b>		<b>417</b>	<b>435</b>	<b>852</b>	

## 2022 REGULAR SEASON OPPONENT ADVANCES

DATE	OPPONENT	RUSHES	COMPLETIONS	ADVANCES	OUTCOME
09/11	at Arizona	22	24	46	W 44-21
09/15	L.A. Chargers	24	33	57	W 27-24
09/25	at Indianapolis	27	27	54	L 20-17
10/02	at Tampa Bay	6	39	45	W 41-31
10/10	Las Vegas	24	19	43	W 30-29
10/16	Buffalo	31	27	58	L 24-20
10/23	at San Francisco	21	29	50	W 44-23
11/06	Tennessee	29	5	34	W 20-17 OT
11/13	Jacksonville	16	29	45	W 27-17
11/20	at L.A. Chargers	30	23	53	W 30-27
11/27	L.A. Rams	28	14	42	W 26-10
12/04	at Cincinnati	34	25	59	L 27-24
12/11	at Denver	19	27	46	W 34-28
12/18	at Houston	28	14	42	W 30-24 OT
12/24	Seattle	31	25	56	W 24-10
01/01	Denver	24	26	50	W 27-24
01/07	at Las Vegas	25	22	47	W 31-13
<b>TOTALS</b>		<b>419</b>	<b>408</b>	<b>827</b>	

### CHIEFS RECORD WHEN:

Having 45 or more advances	12 - 0
Having 50 or more advances	8 - 0
Having less than 45 advances	2 - 3
Having less than 50 advances	6 - 3
Allowing 45 or more advances	10 - 3
Allowing 50 or more advances	5 - 3
Allowing less than 45 advances	4 - 0
Allowing less than 50 advances	9 - 0

NOTE: Advances equal to all rushing attempts plus completions.



# ADVANCES CHART

## 2022 POSTSEASON CHIEFS ADVANCES

DATE	OPPONENT	RUSHES	COMPLETIONS	ADVANCES	OUTCOME
01/21	Jacksonville	30	27	57	W 27-20
01/29	Cincinnati	20	29	49	W 23-20
02/12	at Philadelphia	26	21	47	W 38-35
<b>TOTALS</b>		<b>76</b>	<b>77</b>	<b>153</b>	

## 2022 POSTSEASON OPPONENT ADVANCES

DATE	OPPONENT	RUSHES	COMPLETIONS	ADVANCES	OUTCOME
01/21	Jacksonville	19	24	43	W 27-20
01/29	Cincinnati	17	26	43	W 23-20
02/12	at Philadelphia	32	27	59	W 38-35
<b>TOTALS</b>		<b>68</b>	<b>77</b>	<b>145</b>	

### CHIEFS RECORD WHEN:

Having 45 or more advances	3 - 0
Having 50 or more advances	1 - 0
Having less than 45 advances	0 - 0
Having less than 50 advances	2 - 0
Allowing 45 or more advances	1 - 0
Allowing 50 or more advances	1 - 0
Allowing less than 45 advances	2 - 0
Allowing less than 50 advances	2 - 0

NOTE: Advances equal to all rushing attempts plus completions.

# SCORING DRIVES

## CHIEFS 2022 REGULAR SEASON SCORING DRIVES

DATE	OPPONENT	ACQUIRED	DRIVE				FIRST		SCORING PLAY	KC	OPP
			START	PLAYS	YARDS	Q	TIME	DOWNS			
09/11	at Arizona	Kickoff	KC 25	11	75	Q1	5:23	5	T. Kelce: 9-yard pass from P. Mahomes	7	0
		Punt	KC 14	7	86	Q1	4:23	6	C. Edwards-Helaire: 3-yard pass from P. Mahomes	14	0
		Kickoff	KC 25	11	75	Q2	5:33	5	C. Edwards-Helaire: 4-yard pass from P. Mahomes	20	7
		Downs	KC 34	6	30	Q2	0:33	2	H. Butker: 54-yard FG	23	7
		Punt	KC 25	4	75	Q3	2:12	4	J. Fortson: 1-yard pass from P. Mahomes	30	7
		Punt	KC 34	8	66	Q3	4:53	4	M. Hardman: 2-yard pass from P. Mahomes	37	7
09/15	L.A. Chargers	Kickoff	KC 34	9	66	Q4	5:13	5	I. Pacheco: 3-yard run	44	15
		Kickoff	KC 25	7	75	Q2	3:19	4	J. McKinnon: 9-yard pass from P. Mahomes	7	10
		Kickoff	KC 25	7	75	Q3	2:30	3	J. Watson: 41-yard pass from P. Mahomes	14	17
		Punt	LAC 36	9	35	Q3	4:01	2	Q4: M. Ammendola: 19-yard FG	17	17
		Punt	KC 15	5	72	Q4	0:35	2	M. Ammendola: 31-yard FG	27	17
		Downs	IND 35	4	35	Q1	2:03	2	T. Kelce: 3-yard pass from P. Mahomes	6	7
09/25	at Indianapolis	Fumble	IND 21	5	21	Q2	1:37	4	C. Edwards-Helaire: 1-yard run	14	10
		Kickoff	KC 31	15	62	Q3	7:04	5	M. Ammendola: 26-yard FG	17	10
		Downs	TB 21	2	21	Q1	0:42	1	T. Kelce: 16-yard pass from P. Mahomes	7	0
10/02	at Tampa Bay	Kickoff	KC 21	12	79	Q1	6:11	5	C. Edwards-Helaire: 3-yard run	14	3
		Punt	KC 18	11	82	Q1	5:52	6	Q2: C. Edwards-Helaire: 2-yard pass from P. Mahomes	21	3
		Fumble	TB 20	6	20	Q2	2:51	2	Mahomes	28	10
		Kickoff	KC 25	10	49	Q3	3:34	3	N. Gray: 1-yard run	31	17
		Punt	KC 35	9	65	Q3	4:49	4	M. Wright: 44-yard FG	38	17
		Kickoff	KC 40	9	46	Q3	4:57	2	J. Fortson: 10-yard pass from P. Mahomes	41	24
		Downs	KC 40	9	46	Q3	4:57	2	Q4: M. Wright: 32-yard FG	41	24
		Downs	KC 40	9	46	Q3	4:57	2	Q4: M. Wright: 32-yard FG	41	24
10/10	Las Vegas	Kickoff	KC 25	11	75	Q2	4:42	5	T. Kelce: 1-yard pass from P. Mahomes	7	17
		Kickoff	KC 25	4	34	Q2	0:17	2	M. Wright: 59-yard FG	10	20
		Kickoff	KC 25	12	75	Q3	5:35	6	T. Kelce: 4-yard pass from P. Mahomes	17	20
		Punt	KC 43	8	57	Q3	3:44	5	T. Kelce: 8-yard pass from P. Mahomes	24	20
		Kickoff	KC 25	13	75	Q4	6:40	6	T. Kelce: 1-yard pass from P. Mahomes	30	23
10/16	Buffalo	Kickoff	KC 21	6	79	Q2	2:01	3	J. Smith-Schuster: 42-yard pass from P. Mahomes	7	3
		Kickoff	KC 28	3	28	Q2	0:16	1	H. Butker: 62-yard FG	10	10
		Kickoff	KC 17	7	83	Q3	4:18	4	M. Hardman: 3-yard pass from P. Mahomes	17	17
		Downs	KC 46	8	28	Q4	4:23	2	H. Butker: 44-yard FG	20	17
		Kickoff	KC 27	9	73	Q1	4:22	4	M. Hardman: 8-yard pass from P. Mahomes	7	10
10/23	at San Francisco	Kickoff	KC 10	10	90	Q2	5:02	6	M. Hardman: 25-yard run	14	13
		Kickoff	SF 33	3	33	Q3	1:32	2	C. Edwards-Helaire: 16-yard run	21	13
		Kickoff	KC 25	9	75	Q3	4:10	4	J. Watson: 4-yard pass from P. Mahomes	28	16
		Kickoff	KC 20	6	80	Q4	3:33	3	M. Hardman: 3-yard run	35	23
		Kickoff	KC 28	5	72	Q4	2:44	2	J. Smith-Schuster: 45-yard pass from P. Mahomes	44	23
		Downs	KC 28	5	72	Q4	2:44	2	J. Smith-Schuster: 45-yard pass from P. Mahomes	44	23
11/06	Tennessee	Kickoff	KC 26	15	69	Q1	8:13	5	H. Butker: 23-yard FG	3	0
		Punt	KC 21	9	79	Q1	4:30	4	Q2: M. Hardman: 7-yard pass from P. Mahomes	9	0
		Punt	KC 7	13	93	Q4	6:58	7	P. Mahomes: 14-yard run	17	17
		Kickoff	KC 25	13	64	OT	5:56	3	H. Butker: 28-yard FG	20	17
		Punt	KC 20	5	80	Q1	2:38	4	K. Toney: 6-yard pass from P. Mahomes	7	0
11/13	Jacksonville	Missed FG	KC 41	3	59	Q2	1:23	2	M. Valdes-Scantling: 18-yard pass from P. Mahomes	14	0
		Punt	KC 14	8	86	Q2	2:35	6	N. Gray: 13-yard pass from P. Mahomes	20	0
		Kickoff	KC 25	10	75	Q3	5:08	4	T. Kelce: 7-yard pass from P. Mahomes	27	10
		Kickoff	KC 25	11	60	Q1	4:06	3	H. Butker: 33-yard FG	3	0
11/20	at L.A. Chargers	Kickoff	KC 25	7	41	Q1	3:35	2	H. Butker: 52-yard FG	6	7
		Kickoff	KC 25	7	75	Q1	3:22	3	Q2: T. Kelce: 4-yard pass from P. Mahomes	13	10
		Punt	KC 33	9	56	Q3	4:50	3	H. Butker: 30-yard FG	16	20
		Punt	KC 14	10	86	Q3	4:55	4	Q4: T. Kelce: 32-yard pass from P. Mahomes	23	20
		Kickoff	KC 25	6	75	Q4	1:15	5	T. Kelce: 17-yard pass from P. Mahomes	30	27
		Downs	KC 10	9	90	Q1	4:20	5	T. Kelce: 39-yard pass from P. Mahomes	7	0
11/27	L.A. Rams	Kickoff	KC 25	12	66	Q2	5:07	5	H. Butker: 27-yard FG	10	3
		Punt	KC 4	13	83	Q2	3:00	5	H. Butker: 32-yard FG	13	3
		Punt	KC 29	12	71	Q3	6:52	6	I. Pacheco: 3-yard run	20	3
		Interception	LAR 9	4	5	Q4	1:33	0	H. Butker: 22-yard FG	23	10
		Interception	LAR 27	9	24	Q4	3:33	2	H. Butker: 22-yard FG	26	10
12/04	at Cincinnati	Kickoff	KC 27	10	65	Q1	4:53	3	H. Butker: 26-yard FG	3	7
		Punt	KC 19	14	81	Q2	7:05	7	J. McKinnon: 2-yard pass from P. Mahomes	10	14
		Kickoff	KC 23	7	77	Q3	2:57	3	I. Pacheco: 8-yard run	17	14
		Kickoff	KC 47	8	53	Q3	3:27	3	P. Mahomes: 3-yard run	24	17
12/11	at Denver	Kickoff	KC 25	8	58	Q1	4:04	3	H. Butker: 35-yard FG	3	0
		Punt	KC 20	6	53	Q1	2:18	1	H. Butker: 45-yard FG	6	0
		Punt	KC 22	4	78	Q1	1:41	2	Q2: J. McKinnon: 56-yard pass from P. Mahomes	13	0
		Punt	KC 24	12	76	Q2	4:53	5	J. McKinnon: 10-yard pass from P. Mahomes	20	0
		Punt	KC 28	9	72	Q3	4:28	4	J. Smith-Schuster: 4-yard pass from P. Mahomes	34	21
12/18	at Houston	Kickoff	KC 25	7	75	Q1	3:34	5	Q2: J. McKinnon: 20-yard pass from P. Mahomes	7	7
		Punt	KC 3	13	97	Q2	3:52	7	M. Valdes-Scantling: 4-yard pass from P. Mahomes	13	14
		Kickoff	KC 25	10	67	Q3	5:55	4	H. Butker: 27-yard FG	16	14
		Kickoff	KC 16	9	84	Q3	4:28	7	Q4: P. Mahomes: 5-yard run	24	21
		Fumble	HOU 26	1	26	OT	0:06	1	J. McKinnon: 26-yard run	30	24
12/24	Seattle	Punt	KC 37	9	63	Q1	5:12	5	K. Toney: 8-yard pass from P. Mahomes	7	0
		Punt	KC 47	7	53	Q2	3:21	3	J. McKinnon: 9-yard pass from P. Mahomes	14	0
		Punt	KC 28	6	43	Q2	2:48	1	H. Butker: 47-yard FG	17	0
		Interception	KC 20	5	80	Q4	3:00	3	P. Mahomes: 3-yard run	24	3
01/01	Denver	Punt	KC 35	10	65	Q1	5:42	5	I. Pacheco: 5-yard run	6	0
		Kickoff	KC 25	7	75	Q2	3:38	4	J. McKinnon: 6-yard pass from P. Mahomes	13	10
		Punt	KC 35	6	65	Q3	3:06	4	Q4: B. Bell: 17-yard pass from P. Mahomes	20	17
		Interception	DEN 17	4	17	Q4	1:55	2	J. McKinnon: 3-yard pass from P. Mahomes	27	17
01/07	at Las Vegas	Kickoff	KC 25	5	75	Q1	2:08	2	J. McKinnon: 2-yard pass from P. Mahomes	7	0
		Interception	LV 44	3	44	Q1	1:08	3	Q2: R. Jones II: 2-yard run	14	3
		Downs	KC 2	12	98	Q2	5:19	6	K. Toney: 11-yard run	21	3
		Fumble	LV 30	2	4	Q2	0:09	0	H. Butker: 44-yard FG	24	3
		Punt	KC 38	7	62	Q4	3:01	4	I. Pacheco: 1-yard run	31	6
<b>AVG</b>				<b>8.0</b>	<b>62.8</b>		<b>3:43</b>	<b>3.7</b>			
<b>TOTALS</b>				<b>667</b>	<b>5,210</b>		<b>309:31</b>	<b>306</b>			

# SCORING DRIVES

## CHIEFS 2022 POSTSEASON SCORING DRIVES

DATE	OPPONENT	ACQUIRED	DRIVE				FIRST		SCORING PLAY	KC	OPP
			START	PLAYS	YARDS	Q	TIME	DOWNS			
01/21	Jacksonville	Punt	KC 17	12	83	Q1	6:00	6	T. Kelce: 8-yard pass from P. Mahomes	7	0
		Kickoff	KC 25	11	43	Q1	5:55	3	Q2: H. Butker: 50-yard FG	10	7
		Punt	KC 2	12	98	Q2	6:05	6	T. Kelce: 1-yard pass from C. Henne	17	7
		Punt	KC 39	5	29	Q3	2:17	1	H. Butker: 50-yard FG	20	10
		Kickoff	KC 25	10	75	Q4	4:41	5	M. Valdes-Scantling: 6-yard pass from P. Mahomes	27	17
01/29	Cincinnati	Punt	KC 36	7	39	Q1	3:21	2	H. Butker: 43-yard FG	3	0
		Punt	KC 33	12	61	Q1	6:18	4	Q2: H. Butker: 24-yard FG	6	0
		Kickoff	KC 25	8	75	Q2	4:43	4	T. Kelce: 14-yard pass from P. Mahomes	13	3
		Kickoff	KC 23	11	77	Q3	5:39	4	M. Valdes-Scantling: 19-yard pass from P. Mahomes	20	13
		Punt	KC 47	4	26	Q4	0:27	2	H. Butker: 45-yard FG	23	20
02/12	at Philadelphia	Kickoff	KC 25	6	75	Q1	3:12	3	T. Kelce: 18-yard pass from P. Mahomes	7	7
		Kickoff	KC 25	10	75	Q3	5:30	5	I. Pacheco: 1-yard run	21	24
		Kickoff	KC 25	9	75	Q3	4:41	5	Q4: K. Toney: 5-yard pass from P. Mahomes	28	27
		Punt	PHI 5	3	5	Q4	0:49	1	S. Moore: 4-yard pass from P. Mahomes	35	27
		Kickoff	KC 25	12	66	Q4	5:07	4	H. Butker: 27-yard FG	38	35
<b>AVG</b>				<b>8.8</b>	<b>60.1</b>		<b>4:19</b>	<b>3.7</b>			
<b>TOTALS</b>				<b>132</b>	<b>902</b>		<b>64:45</b>	<b>55</b>			

# OPPONENTS SCORING DRIVES

## CHIEFS OPPONENTS 2022 POSTSEASON SCORING DRIVES

DATE	OPPONENT	ACQUIRED	DRIVE				FIRST		SCORING PLAY	KC	OPP
			START	PLAYS	YARDS	Q	TIME	DOWNS			
01/21	Jacksonville	Kickoff	KC 39	5	39	Q1	2:52	2	C. Kirk: 10-yard pass from T. Lawrence	7	7
		Kickoff	JAX 25	11	52	Q2	3:27	3	R. Patterson: 41-yard FG	17	10
		Kickoff	JAX 25	7	75	Q3	3:19	4	Q4: T. Etienne Jr.: 4-yard run	20	17
		Punt	JAX 33	6	37	Q4	0:39	2	R. Patterson: 48-yard FG	27	20
01/29	Cincinnati	Kickoff	CIN 25	13	63	Q2	6:22	4	E. McPherson: 30-yard FG	6	3
		Punt	CIN 5	12	90	Q2	2:03	5	E. McPherson: 23-yard FG	13	6
		Punt	CIN 38	8	62	Q3	3:35	3	T. Higgins: 27-yard pass from J. Burrow	13	13
		Fumble	KC 45	6	45	Q3	2:25	2	Q4: S. Perine: 2-yard run	20	20
02/12	at Philadelphia	Kickoff	PHI 25	11	75	Q1	4:51	6	J. Hurts: 1-yard run	0	7
		Missed FG	PHI 32	5	68	Q1	2:32	3	Q2: A. Brown: 45-yard pass from J. Hurts	7	14
		Kickoff	PHI 25	12	75	Q2	7:19	5	J. Hurts: 4-yard run	14	21
		Punt	PHI 43	8	40	Q2	1:22	2	J. Elliott: 35-yard FG	14	24
		Kickoff	PHI 25	17	60	Q3	7:45	4	J. Elliott: 33-yard FG	21	27
		Kickoff	PHI 25	8	75	Q4	4:07	4	J. Hurts: 2-yard run	35	35
<b>AVG</b>				<b>9.2</b>	<b>61.1</b>		<b>3:45</b>	<b>3.5</b>			
<b>TOTALS</b>				<b>129</b>	<b>856</b>		<b>52:38</b>	<b>49</b>			

# THE LAST TIME

## 2022 Regular Season

(As of August 8, 2023)

### PASSING

#### 500 YARDS PASSING

KC	11/5/2000	@ Oakland	504 yards	Elvis Grbac
Opp	12/6/1990	@ Houston Oilers	527 yards	Warren Moon

#### 40+ PASS ATTEMPTS

KC	1/1/2023	vs. Denver	42 att.	Patrick Mahomes
Opp	12/24/2022	vs. Seattle	40 att.	Geno Smith

#### 50+ PASS ATTEMPTS

KC	11/6/2022	vs. Tennessee	68 att.	Patrick Mahomes
Opp	10/2/2022	@ Tampa Bay	52 att.	Tom Brady

#### 400 YARDS PASSING

KC	11/6/2022	vs. Tennessee	446 yards	Patrick Mahomes
Opp	1/2/2022	@ Cincinnati	446 yards	Joe Burrow

#### 300 YARDS PASSING

KC	1/1/2023	vs. Denver	328 yards	Patrick Mahomes
Opp	10/23/2022	@ San Francisco	303 yards	Jimmy Garoppolo

#### SIX TOUCHDOWN PASSES

KC	11/19/2018	@ L.A. Rams	6 tds	Patrick Mahomes: (25, 21, 8, 4, 73, 10)
Opp				* Never Has Happened *

#### SEVEN TOUCHDOWN PASSES

KC				* Never Has Happened *
Opp				* Never Has Happened *

#### FIVE TOUCHDOWN PASSES

KC	9/11/2022	@ Arizona	5 tds	Patrick Mahomes: (9, 3, 4, 1, 2)
Opp	10/8/2017	@ Houston	5 tds	Deshaun Watson: (6, 9, 48, 34, 1)

#### FOUR TOUCHDOWN PASSES

KC	11/13/2022	vs. Jacksonville	4 tds	Patrick Mahomes: (6, 18, 13, 7)
Opp	1/2/2022	@ Cincinnati	4 tds	Joe Burrow: (72, 18, 69, 5)

#### THREE TOUCHDOWN PASSES

KC	1/1/2023	vs. Denver	3 tds	Patrick Mahomes: (6, 17, 3)
Opp	12/11/2022	@ Denver	3 tds	Russell Wilson: (18, 5, 66)

#### SEVEN+ INTERCEPTIONS THROWN

KC				* Never Has Happened *
Opp				* Never Has Happened *

#### SIX INTERCEPTIONS THROWN

KC				* Never Has Happened *
Opp	9/25/2016	vs. N.Y. Jets	6 ints	Ryan Fitzpatrick

#### FIVE INTERCEPTIONS THROWN

KC				* Never Has Happened *
Opp				* Never Has Happened *

#### FOUR INTERCEPTIONS THROWN

KC	12/13/2009	vs. Buffalo	4 ints	Matt Cassel
Opp	11/18/2019	@ L.A. Chargers	4 ints	Philip Rivers

#### THREE INTERCEPTIONS THROWN

KC	12/11/2022	@ Denver	3 ints	Patrick Mahomes
Opp	11/18/2019	@ L.A. Chargers	4 ints	Philip Rivers

#### TWO INTERCEPTIONS THROWN

KC	12/11/2022	@ Denver	3 ints	Patrick Mahomes
Opp	11/27/2022	vs. L.A. Rams	2 ints	Bryce Perkins

### RUSHING

#### 300 YARDS RUSHING

KC				* Never Has Happened *
Opp				* Never Has Happened *

#### 200 YARDS RUSHING

KC	12/23/2012	vs. Indianapolis	226 yards	Jamaal Charles
Opp	12/20/2009	vs. Cleveland	286 yards	Jerome Harrison

# THE LAST TIME

## 150-199 YARDS RUSHING

KC	10/19/2020	@ Buffalo	161 yards	Clyde Edwards-Helaire
Opp	10/10/2022	vs. Las Vegas	154 yards	Josh Jacobs

## 100 YARDS RUSHING

KC	11/20/2022	@ L.A. Chargers	107 yards	Isiah Pacheco
Opp	12/24/2022	vs. Seattle	107 yards	Kenneth Walker III

## 100-149 YARDS RUSHING

KC	11/20/2022	@ L.A. Chargers	107 yards	Isiah Pacheco
Opp	12/24/2022	vs. Seattle	107 yards	Kenneth Walker III

## FIVE TOUCHDOWNS RUSHING

KC	* Never Has Happened *			
Opp	12/7/2003	@ Denver	5 tds	Clinton Portis: (11, 1, 59, 28, 53)

## FOUR TOUCHDOWNS RUSHING

KC	10/24/2004	vs. Atlanta	4 tds 4 tds	Derrick Blaylock: (7, 1, 3, 2) Priest Holmes: (15, 2, 2, 1)
Opp	12/7/2003	@ Denver	5 tds	Clinton Portis: (11, 1, 59, 28, 53)

## THREE TOUCHDOWNS RUSHING

KC	9/28/2015	@ Green Bay	3 tds	Jamaal Charles: (9, 4, 7)
Opp	9/22/2019	vs. Baltimore	3 tds	Mark Ingram II: (2, 19, 1)

## TWO TOUCHDOWNS RUSHING

KC	10/23/2022	@ San Francisco	2 tds	Mecole Hardman: (25, 3)
Opp	1/1/2023	vs. Denver	2 tds	Russell Wilson: (16, 4)

## TWO PLAYERS WITH TWO TD RUSHING

KC	10/24/2004	vs. Atlanta		Derrick Blaylock: (7, 1, 3, 2) Priest Holmes: (15, 2, 2, 1)
Opp	* Never Has Happened *			

## 150 YARDS RUSHING

KC	10/19/2020	@ Buffalo	161 yards	Clyde Edwards-Helaire
Opp	10/10/2022	vs. Las Vegas	154 yards	Josh Jacobs

## 30+ RUSHING ATTEMPTS

KC	9/21/2014	@ Miami	32 att.	Knile Davis
Opp	10/15/2017	vs. Pittsburgh	32 att.	Le'Veon Bell

## 50-74 YARD RUSHING

KC	1/7/2023	@ Las Vegas	64 yards	Isiah Pacheco
Opp	1/7/2023	@ Las Vegas	50 yards	Jarrett Stidham

## 75+ YARD RUSHING

KC	12/18/2022	@ Houston	86 yards	Isiah Pacheco
Opp	12/24/2022	vs. Seattle	107 yards	Kenneth Walker III

## 30-39 RUSHING ATTEMPTS

KC	9/21/2014	@ Miami	32 att.	Knile Davis
Opp	10/15/2017	vs. Pittsburgh	32 att.	Le'Veon Bell

## 40+ RUSHING ATTEMPTS

KC	* Never Has Happened *			
Opp	* Never Has Happened *			

## 400 YARDS RUSHING (TEAM)

KC	* Never Has Happened *			
Opp	* Never Has Happened *			

## 300 YARDS RUSHING (TEAM)

KC	12/23/2012	vs. Indianapolis	352 yards	Indianapolis 20, Kansas City 13
Opp	12/20/2009	vs. Cleveland	351 yards	Cleveland 41, Kansas City 34

## 200 YARDS RUSHING (TEAM)

KC	10/3/2021	@ Philadelphia	200 yards	Kansas City 42, Philadelphia 30
Opp	9/19/2021	@ Baltimore	251 yards	Baltimore 36, Kansas City 35

## 200-299 YARDS RUSHING (TEAM)

KC	10/3/2021	@ Philadelphia	200 yards	Kansas City 42, Philadelphia 30
----	-----------	----------------	-----------	---------------------------------

# THE LAST TIME

Opp	9/19/2021	@ Baltimore	251 yards		Baltimore 36, Kansas City 35
<b>200+ YARDS RUSHING (TEAM)</b>					
KC	10/3/2021	@ Philadelphia	200 yards		Kansas City 42, Philadelphia 30
Opp	9/19/2021	@ Baltimore	251 yards		Baltimore 36, Kansas City 35
<b>300+ YARDS RUSHING (TEAM)</b>					
KC	12/23/2012	vs. Indianapolis	352 yards		Indianapolis 20, Kansas City 13
Opp	12/20/2009	vs. Cleveland	351 yards		Cleveland 41, Kansas City 34
<b>RECEIVING</b>					
<b>TWO 100-YARD RECEIVERS</b>					
KC	10/23/2022	@ San Francisco	124 yards 111 yards	Juju Smith-Schuster Marquez Valdes-Scantling	
Opp	9/16/2018	@ Pittsburgh	138 yards 121 yards	Jesse James Juju Smith-Schuster	
<b>200 YARDS RECEIVING</b>					
KC	9/17/1990	@ Denver	206 yards	Stephon Paige	
Opp	1/2/2022	@ Cincinnati	266 yards	Ja'Marr Chase	
<b>100 YARDS RECEIVING</b>					
KC	12/24/2022	vs. Seattle	113 yards	Travis Kelce	
Opp	11/20/2022	@ L.A. Chargers	106 yards	Joshua Palmer	
<b>FOUR TOUCHDOWN RECEPTIONS</b>					
KC	10/10/2022	vs. Las Vegas	4 tds	Travis Kelce: (1, 4, 8, 1)	
Opp	12/1/2013	vs. Denver	4 tds	Eric Decker: (41, 37, 15, 1)	
<b>FIVE TOUCHDOWN RECEPTIONS</b>					
KC				* Never Has Happened *	
Opp				* Never Has Happened *	
<b>THREE TOUCHDOWN RECEPTIONS</b>					
KC	11/20/2022	@ L.A. Chargers	3 tds	Travis Kelce: (4, 32, 17)	
Opp	12/11/2022	@ Denver	3 tds	Jerry Jeudy: (18, 5, 7)	
<b>TWO TOUCHDOWN RECEPTIONS</b>					
KC	1/1/2023	vs. Denver	2 tds	Jerick McKinnon: (6, 3)	
Opp	12/11/2022	@ Denver	3 tds	Jerry Jeudy: (18, 5, 7)	
<b>TWO PLAYERS WITH TWO TD RECEPTIONS</b>					
KC	11/19/2018	@ L.A. Rams		Tyreek Hill: (25, 73) Chris Conley: (8, 10)	
Opp	10/8/2017	@ Houston		DeAndre Hopkins: (6, 34, 1) Will Fuller V: (9, 48)	
<b>150 YARDS RECEIVING</b>					
KC	12/16/2021	@ L.A. Chargers	191 yards	Travis Kelce	
Opp	1/2/2022	@ Cincinnati	266 yards	Ja'Marr Chase	
<b>10 OR MORE RECEPTIONS</b>					
KC	12/18/2022	@ Houston	10 10	Juju Smith-Schuster Travis Kelce	
Opp	10/16/2022	vs. Buffalo	10	Stefon Diggs	
<b>100-149 YARDS RECEIVING</b>					
KC	12/24/2022	vs. Seattle	113 yards	Travis Kelce	
Opp	11/20/2022	@ L.A. Chargers	106 yards	Joshua Palmer	
<b>150-199 YARDS RECEIVING</b>					
KC	12/16/2021	@ L.A. Chargers	191 yards	Travis Kelce	
Opp	10/27/2019	vs. Green Bay	159 yards	Aaron Jones	
<b>200-299 YARDS RECEIVING</b>					
KC	11/29/2020	@ Tampa Bay	269 yards	Tyreek Hill	
Opp	1/2/2022	@ Cincinnati	266 yards	Ja'Marr Chase	
<b>300+ YARDS RECEIVING</b>					
KC				* Never Has Happened *	
Opp				* Never Has Happened *	
<b>COMBINED YARDS</b>					

# THE LAST TIME

## 100-YARD RUSHER AND 300-YARD PASSER

KC	11/20/2022	@ L.A. Chargers	107 yards 329 yards	Isiah Pacheco Patrick Mahomes	
Opp	10/14/2018	@ New England	106 yards 340 yards	Sony Michel Tom Brady	

## 100-YARD RECEIVER AND 300-YARD PASSER

KC	12/18/2022	@ Houston	105 yards 336 yards	Travis Kelce Patrick Mahomes	
Opp	10/16/2022	vs. Buffalo	148 yards 329 yards	Stefon Diggs Josh Allen	

## 100-YARD RUSHER AND 100-YARD RECEIVER

KC	11/20/2022	@ L.A. Chargers	107 yards 115 yards	Isiah Pacheco Travis Kelce	
Opp	10/10/2022	vs. Las Vegas	154 yards 124 yards	Josh Jacobs Davante Adams	

## 100-YARD RUSHER, 300-YARD PASSER, 100-YARD RECEIVER

KC	11/20/2022	@ L.A. Chargers	107 yards 329 yards 115 yards	Isiah Pacheco Patrick Mahomes Travis Kelce	
Opp	12/1/2013	vs. Denver	117 yards 403 yards 174 yards	Montee Ball Peyton Manning Eric Decker	

## 100-YARD RUSHER/TWO 100-YARD RECEIVERS

KC	12/3/2006	@ Cleveland	110 yards 105/117 yards	Larry Johnson Tony Gonzalez/Eddie Kennison	
Opp	12/1/2013	vs. Denver	117 yards 174/106 yards	Montee Ball Eric Decker/Demaryius Thomas	

## TWO 100-YARD RECEIVERS/300-YARD PASSER

KC	10/23/2022	@ San Francisco	124/111 yards 423 yards	Juju Smith-Schuster/Marquez Valdes-Scantling Patrick Mahomes	
Opp	9/16/2018	@ Pittsburgh	138/121 yards 452 yards	Jesse James/Juju Smith-Schuster Ben Roethlisberger	

## DEFENSE

### INTERCEPTED PASS RETURNED FOR A TOUCHDOWN

KC	12/11/2022	@ Denver	47 yards	Willie Gay	(4:43) 3-R.Wilson pass short middle intended for 89-B.Johnson INTERCEPTED by 50-W.Gay at DEN 47. 50-W.Gay for 47 yards, TOUCHDOWN. DEN-89-B.Johnson was injured during the play.
Opp	10/10/2021	vs. Buffalo	26 yards	Micah Hyde	(7:20) (Shotgun) 15-P.Mahomes pass short left intended for 10-T.Hill INTERCEPTED by 23-M.Hyde at KC 26. 23-M.Hyde for 26 yards, TOUCHDOWN.

### FUMBLE RETURNED FOR A TOUCHDOWN

KC	1/8/2022	@ Denver	86 yards	Nick Bolton	(7:57) 25-M.Gordon right guard to KC 13 for -4 yards (24-M.Ingram). FUMBLES (24-M.Ingram), touched at KC 13, RECOVERED by KC-54-N.Bolton at KC 14. 54-N.Bolton for 86 yards, TOUCHDOWN.
Opp	11/10/2019	@ Tennessee	53 yards	Rashaan Evans	(6:28) (Shotgun) 26-Dam.Williams up the middle to TEN 45 for -1 yards (51-D.Long). FUMBLES (51-D.Long), RECOVERED by TEN-54-R.Evans at TEN 47. 54-R.Evans for 53 yards, TOUCHDOWN.

### SAFETY SCORED

KC	10/23/2022	@ San Francisco		Frank Clark	(8:55) (Shotgun) 10-J.Garoppolo sacked in End Zone for -6 yards, SAFETY (55-F.Clark).
Opp	1/3/2021	vs. L.A. Chargers		Isaac Rochell	(1:48) (Shotgun) 4-C.Henne sacked in End Zone for -1 yards, SAFETY (98-I.Rochell).

### SHUTOUT

KC	10/23/2011	@ Oakland	Kansas City 28, Las Vegas 0		
Opp	12/16/2012	@ Oakland	Las Vegas 15, Kansas City 0		

### FIVE+ SACK GAME

KC	9/6/1998	vs. Oakland	6.0 sk	Derrick Thomas	
Opp				* Never Has Happened *	

### FOUR SACK GAME

KC	12/28/2014	vs. San Diego	4.0 sk	Justin Houston	
Opp	11/9/2003	vs. Cleveland	4.0 sk	Andra Davis	

### THREE SACK GAME

KC	11/21/2021	vs. Dallas	3.5 sk	Chris Jones	
Opp	9/24/2017	@ L.A. Chargers	3.0 sk	Melvin Ingram III	

### TWO SACK GAME

KC	1/7/2023	@ Las Vegas	2.5 sk 2.0 sk	Chris Jones Mike Danna	
Opp	11/6/2022	vs. Tennessee	2.0 sk	Denico Autry	

### FOUR OR MORE INTERCEPTION GAME

KC	9/29/1985	vs. Seattle	4 ints	Derron Cherry	
----	-----------	-------------	--------	---------------	--



# THE LAST TIME

Opp	10/7/2001	@ Denver	4 int	Deltha O'Neal	
<b>TWO INTERCEPTIONS BY TEAMMATES</b>					
KC				* Never Has Happened *	
Opp				* Never Has Happened *	
<b>THREE INTERCEPTION GAME</b>					
KC	11/27/2005	vs. New England	3 int	Greg Wesley	
Opp	10/1/1989	@ Cincinatti	3 ints	David Fulcher	
<b>TWO INTERCEPTION GAME</b>					
KC	9/19/2021	@ Baltimore	2 int	Tyrann Mathieu	
Opp	12/11/2022	@ Denver	2 int	Josey Jewell	
<b>70+ YARD INTERCEPTION RETURN</b>					
KC	9/15/2022	vs. L.A. Chargers	99t yards	Jaylen Watson	
Opp	1/1/2017	@ San Diego	90t yards	Jahleel Addae	
<b>TWO INTERCEPTIONS</b>					
KC	9/19/2021	@ Baltimore	2 ints	Tyrann Mathieu	
Opp	12/11/2022	@ Denver	2 ints	Josey Jewell	
<b>THREE INTERCEPTIONS</b>					
KC	11/27/2005	vs. New England	3 ints	Greg Wesley	
Opp				* Never Has Happened *	
<b>FOUR INTERCEPTIONS</b>					
KC				* Never Has Happened *	
Opp	10/7/2001	@ Denver	4 ints	Deltha O'Neal	
<b>LESS THAN 25 RUSHING YARDS</b>					
KC	12/16/2012	@ Oakland	10 yards		Las Vegas 15, Kansas City 0
Opp	10/2/2022	@ Tampa Bay	3 yards		Kansas City 41, Tampa Bay 31
<b>LESS THAN 50 RUSHING YARDS</b>					
KC	1/1/2023	vs. Denver	46 yards		Kansas City 27, Denver 24
Opp	10/2/2022	@ Tampa Bay	3 yards		Kansas City 41, Tampa Bay 31
<b>LESS THAN 100 RUSHING YARDS</b>					
KC	1/7/2023	@ Las Vegas	99 yards		Kansas City 31, Las Vegas 13
Opp	1/1/2023	vs. Denver	46 yards		Kansas City 27, Denver 24
<b>LESS THAN 50 NET PASSING YARDS</b>					
KC	12/30/2012	@ Denver	26 yards		Denver 38, Kansas City 3
Opp	9/20/1998	vs. San Diego	-19 yards		Kansas City 23, L.A. Chargers 7
<b>LESS THAN 100 NET PASSING YARDS</b>					
KC	12/30/2012	@ Denver	26 yards		Denver 38, Kansas City 3
Opp	11/27/2022	vs. L.A. Rams	82 yards		Kansas City 26, L.A. Rams 10
<b>LESS THAN 150 NET PASSING YARDS</b>					
KC	9/24/2017	@ L.A. Chargers	122 yards		Kansas City 24, L.A. Chargers 10
Opp	12/18/2022	@ Houston	125 yards		Kansas City 30, Houston 24
<b>LESS THAN 150 YARDS NET OFFENSE</b>					
KC	12/1/2002	vs. Arizona	122 yards		Kansas City 49, Arizona 0
Opp	12/30/2012	@ Denver	119 yards		Denver 38, Kansas City 3
<b>LESS THAN 200 YARDS NET OFFENSE</b>					
KC	11/27/2022	vs. L.A. Rams	198 yards		Kansas City 26, L.A. Rams 10
Opp	11/30/2014	vs. Denver	151 yards		Denver 29, Kansas City 16
<b>LESS THAN 300 YARDS NET OFFENSE</b>					
KC	1/7/2023	@ Las Vegas	279 yards		Kansas City 31, Las Vegas 13
Opp	12/24/2022	vs. Seattle	297 yards		Kansas City 24, Seattle 10
<b>FORCED FOUR TURNOVERS</b>					
KC	10/10/2021	vs. Buffalo	4 to		Buffalo 38, Kansas City 20
Opp	10/25/2020	@ Denver	4 to		Kansas City 43, Denver 16
<b>FORCED FIVE+ TURNOVERS</b>					
KC	11/19/2018	@ L.A. Rams	5 to		L.A. Rams 54, Kansas City 51
Opp	12/12/2021	vs. Las Vegas	5 to		Kansas City 48, Las Vegas 9
<b>AT LEAST ONE TURNOVER</b>					
KC	1/1/2023	vs. Denver	2 to		Kansas City 27, Denver 24
Opp	1/7/2023	@ Las Vegas	2 to		Kansas City 31, Las Vegas 13
<b>FORCED THREE+ TURNOVERS</b>					
KC	10/23/2022	@ San Francisco	3 to		Kansas City 44, San Francisco 23
Opp	12/11/2022	@ Denver	3 to		Kansas City 34, Denver 28
<b>SPECIAL TEAMS</b>					
<b>KICKOFF RETURNED FOR A TOUCHDOWN</b>					
KC	10/25/2020	@ Denver	102 yards	Byron Pringle	8-B. McManus kicks 67 yards from DEN 35 to KC -2. 13-B. Pringle for 102 yards, TOUCHDOWN.

# THE LAST TIME

Opp	9/28/2020	@ Baltimore	93 yards	Devin Duvernay	7-H.Butker kicks 58 yards from KC 35 to BLT 7. 13-D.Duvernay for 93 yards, TOUCHDOWN.
<b>PUNT RETURNED FOR A TOUCHDOWN</b>					
KC	12/13/2020	@ Miami	67 yards	Mecole Hardman	(13:04) 2-M.Haack punts 37 yards to KC 33, Center-50-B.Ferguson. 17-M.Hardman for 67 yards, TOUCHDOWN.
Opp	12/9/2012	@ Cleveland	93 yards	Travis Benjamin	(15:00) (Punt formation) 2-D.Colquitt punts 41 yards to CLV 7, Center-43-T.Gafford. 80-T.Benjamin for 93 yards, TOUCHDOWN. Longest Punt Return in Cleveland Franchise History
<b>BLOCKED FIELD GOAL RETURNED FOR A TOUCHDOWN</b>					
KC	12/6/1987	@ Cincinnati	28 yards	Kevin Ross	
Opp	11/28/2010	@ Seattle		Craig Terrill	(5:08) 6-R.Succop 43 yard field goal is BLOCKED (93-C.Terrill), Center-43-T.Gafford, Holder-2-D.Colquitt, ball out of bounds at SEA 47. Penalty on KC-6-R.Succop, Illegal Touch Kick, declined. Play Challenged by KC and REVERSED. 6-R.Succop 43 yard field goal is BLOCKED (93-C.Terrill), Center-43-T.Gafford, Holder-2-D.Colquitt, recovered by KC-2-D.Colquitt at SEA 38. 2-D.Colquitt to SEA 38 for no gain (31-K.Chancellor). Challenge was whether FG att. passed line of scrim
<b>BLOCKED PUNT RETURNED FOR A TOUCHDOWN</b>					
KC	9/13/2009	@ Baltimore		Jon McGraw	(10:09) (Punt formation) 4-S.Koch punt is BLOCKED by 47-J.McGraw, Center-70-M.Katula, RECOVERED by KC-47-J.McGraw at BLT 0. TOUCHDOWN.
Opp	12/28/1986	@ N.Y. Jets	0 yards	Albert Lewis	
<b>MADE FIELD GOAL OF 50 YARDS OR LONGER</b>					
KC	11/20/2022	@ L.A. Chargers	52 yards	Harrison Butker	(6:03) 7-H.Butker 52 yard field goal is GOOD, Center-41-J.Winchester, Holder-5-T.Townsend.
Opp	1/7/2023	@ Las Vegas	54 yards	Daniel Carlson	(7:20) 2-D.Carlson 54 yard field goal is GOOD, Center-47-T.Sieg, Holder-6-A.Cole.
<b>BLOCKED FIELD GOAL</b>					
KC	1/1/2023	vs. Denver	51 yards	Harrison Butker	(:05) 7-H.Butker 51 yard field goal is BLOCKED (96-E.Uwazurike), Center-41-J.Winchester, Holder-5-T.Townsend.
Opp	11/7/2021	vs. Green Bay	37 yards	Mason Crosby	(10:48) 2-M.Crosby 37 yard field goal is BLOCKED (97-A.Okafor), Center-46-S.Wirtel, Holder-7-C.Bojorquez, RECOVERED by KC-91-D.Nnadi at KC 19.
<b>BLOCKED PUNT</b>					
KC	12/8/2019	@ New England		Dustin Colquitt	(5:19) 2-D.Colquitt punt is BLOCKED by 43-N.Ebner, Center-41-J.Winchester, ball out of bounds at KC 19.
Opp	11/4/2018	@ Cleveland		Britton Colquitt	(8:10) (Punt formation) 4-B.Colquitt punt is BLOCKED by 26-Dam. Williams, Center-47-C.Hughlett, ball out of bounds at CLV 21.
<b>MISSED POINT AFTER TOUCHDOWN ATTEMPT</b>					
KC	12/18/2022	@ Houston		Harrison Butker	7-H.Butker extra point is No Good, Wide Left, Center-41-J.Winchester, Holder-5-T.Townsend.
Opp	12/12/2021	vs. Las Vegas		Daniel Carlson	2-D.Carlson extra point is No Good, Wide Left, Center-47-T.Sieg, Holder-6-A.Cole.
<b>POINT AFTER TOUCHDOWN ATTEMPT BLOCKED</b>					
KC	12/1/2019	vs. Oakland		Daniel Carlson [Tanoh Kpassagnon blocked]	8-D.Carlson extra point is Blocked (92-T.Kpassagnon), Center-47-T.Sieg, Holder-6-A.Cole. DEFENSIVE TWO-POINT ATTEMPT. 35-C.Ward recovered the blocked kick. ATTEMPT SUCCEEDS.
Opp	9/20/2020	@ L.A. Chargers		Harrison Butker [Jerry Tillery blocked]	7-H.Butker extra point is Blocked (99-J.Tillery), Center-41-J.Winchester, Holder-5-T.Townsend.
<b>SUCCESSFUL ONSIDE KICK</b>					
KC	10/15/2017	vs. Pittsburgh		Jehu Chesson	2-D.Colquitt kicks 48 yards from KC 20 to PIT 32. RECOVERED by KC-80-J.Chesson.
Opp	11/13/2022	vs. Jacksonville		Riley Patterson	10-R.Patterson kicks inside 11 yards from JAX 35 to JAX 46. RECOVERED by JAX-10-R.Patterson.
<b>FIVE FIELD GOALS</b>					
KC	12/6/2020	vs. Denver	5 fg	Harrison Butker: (35, 24, 23, 31, 48)	
Opp	10/14/2018	@ New England	5 fg	Stephen Gostkowski: (48, 24, 39, 50, 28)	
<b>SIX FIELD GOALS</b>					
KC	10/4/2015	@ Cincinnati	7 fg	Cairo Santos: (22, 40, 51, 34, 40, 29, 51)	
Opp				* Never Has Happened *	
<b>50-59 YARD FIELD GOAL</b>					
KC	11/20/2022	@ L.A. Chargers	52 yards	Harrison Butker	(6:25) 7-H.Butker 30 yard field goal is GOOD, Center-41-J.Winchester, Holder-5-T.Townsend.
Opp	1/7/2023	@ Las Vegas	54 yards	Daniel Carlson	(7:00) 2-D.Carlson 38 yard field goal is GOOD, Center-47-T.Sieg, Holder-6-A.Cole.
<b>FOUR FIELD GOALS</b>					
KC	11/27/2022	vs. L.A. Rams	4 fg	Harrison Butker: (27, 32, 22, 22)	
Opp	10/6/2019	vs. Indianapolis	4 fg	Adam Vinatieri: (32, 32, 31, 29)	
<b>60+ YARD FIELD GOAL</b>					
KC	10/16/2022	vs. Buffalo	62 yards	Harrison Butker	(:01) 7-H.Butker 62 yard field goal is GOOD, Center-41-J.Winchester, Holder-5-T.Townsend.

# THE LAST TIME

Opp				* Never Has Happened *	
<b>THREE FIELD GOALS</b>					
KC	11/27/2022	vs. L.A. Rams	4 fg	Harrison Butker: (27, 32, 22, 22)	
Opp	10/23/2022	@ San Francisco	3 fg	Robbie Gould: (30, 50, 49)	
<b>50-69 YARD PUNT RETURN</b>					
KC	12/13/2020	@ Miami	67t yards	Mecole Hardman	
Opp	12/9/2018	vs. Baltimore	55 yards	Cyrus Jones	
<b>70-89 YARD PUNT RETURN</b>					
KC	10/8/2017	@ Houston	82t yards	Tyreek Hill	
Opp	9/16/2012	@ Buffalo	88t yards	Leodis McKelvin	
<b>60-69 YARD PUNT</b>					
KC	1/7/2023	@ Las Vegas	61 yds	Tommy Townsend	
Opp	1/7/2023	@ Las Vegas	63 yds	AJ Cole	
<b>90+ YARD PUNT RETURN</b>					
KC	9/9/2018	@ L.A. Chargers	91t yards	Tyreek Hill	
Opp	12/9/2012	@ Cleveland	93t yards	Travis Benjamin	
<b>70+ YARD PUNT</b>					
KC	12/11/2022	@ Denver	76 yds	Tommy Townsend	
Opp	9/23/2012	@ New Orleans	70 yds	Thomas Morstead	
<b>50-69 YARD KICKOFF RETURN</b>					
KC	12/23/2018	@ Seattle	61 yards	Tremon Smith	
Opp	10/16/2016	@ Oakland	50 yards	Jalen Richard	
<b>PUNTED 10+ TIMES</b>					
KC	9/8/2013	@ Jacksonville	10 punts	Dustin Colquitt	
Opp	12/14/2014	vs. Oakland	11 punts	Marquette King	
<b>70-89 YARD KICKOFF RETURN</b>					
KC	11/27/2016	@ Denver	86t yards	Tyreek Hill	
Opp	12/16/2021	@ L.A. Chargers	75 yards	Andre Roberts	
<b>90+ YARD KICKOFF RETURN</b>					
KC	10/25/2020	@ Denver	102t yards	Byron Pringle	
Opp	9/28/2020	@ Baltimore	93t yards	Devin Duvernay	
<b>TEAM/MISCELLANEOUS</b>					
<b>500 TOTAL YARDS OF OFFENSE</b>					
KC	12/18/2022	@ Houston	502 yards	Kansas City 502, Houston 219	
Opp	10/14/2018	@ New England	500 yards	New England 500, Kansas City 446	
<b>400 TOTAL YARDS OF OFFENSE</b>					
KC	12/18/2022	@ Houston	502 yards	Kansas City 502, Houston 219	
Opp	12/4/2022	@ Cincinnati	431 yards	Cincinnati 431, Kansas City 349	
<b>TOUCHDOWN ON OFFENSE, DEFENSE AND SPECIAL TEAMS</b>					
KC	10/25/2020	@ Denver	<p>ST: (9:28) (Shotgun) D.Lock pass short right intended for N.Fant INTERCEPTED by D.Sorensen [A.Hitchens] at 50. D.Sorensen for 50 yards, TOUCHDOWN.</p> <p>DEF: (9:15) (Shotgun) C.Edwards-Helaire left guard for 11 yards, TOUCHDOWN.</p> <p>DEF: (3:02) (Shotgun) C.Henne left end for 1 yard, TOUCHDOWN.</p> <p>DEF: (11:21) (Shotgun) P.Mahomes pass short right to T.Hill for 10 yards, TOUCHDOWN.</p> <p>OFF: B.McManus kicks 67 yards from DEN 35 to KC -2. B.Pringle for 102 yards, TOUCHDOWN.</p>		
Opp	* Never Has Happened *				
<b>MADE TWO-POINT CONVERSION</b>					
KC	12/18/2022	@ Houston		Patrick Mahomes	TWO-POINT CONVERSION ATTEMPT. 15-P.Mahomes pass to 1-J.McKinnon is complete. ATTEMPT SUCCEEDS.
Opp	9/11/2022	@ Arizona		Kyler Murray	(Pass formation) TWO-POINT CONVERSION ATTEMPT. 1-K.Murray pass to 86-Z.Ertz is complete. ATTEMPT SUCCEEDS.
<b>FAILED TWO-POINT CONVERSION</b>					
KC	1/1/2023	vs. Denver		Tommy Townsend	(Kick formation) TWO-POINT CONVERSION ATTEMPT. 5-T.Townsend rushes right end. ATTEMPT FAILS.
Opp	10/10/2022	vs. Las Vegas		Josh Jacobs	TWO-POINT CONVERSION ATTEMPT. 28-J.Jacobs rushes up the middle. ATTEMPT FAILS.
<b>50 POINTS</b>					
KC	11/19/2018	@ L.A. Rams	L.A. Rams 54, Kansas City 51		
Opp	11/19/2018	@ L.A. Rams	L.A. Rams 54, Kansas City 51		
<b>40 POINTS</b>					
KC	10/23/2022	@ San Francisco	Kansas City 44, San Francisco 23		
Opp	10/11/2020	vs. Las Vegas	Las Vegas 40, Kansas City 32		
<b>OVERTIME WIN</b>					
KC	12/18/2022	@ Houston	Kansas City 30, Houston 24		

# THE LAST TIME

Opp	11/19/2017	@ N.Y. Giants	N.Y. Giants 12, Kansas City 9	
<b>OVERTIME LOSS</b>				
KC	11/19/2017	@ N.Y. Giants	N.Y. Giants 12, Kansas City 9	
Opp	12/18/2022	@ Houston	Kansas City 30, Houston 24	
<b>OVERTIME TIE</b>				
KC	11/19/1989	@ Cleveland	Kansas City 10, Cleveland 10	
Opp	11/19/1989	@ Cleveland	Kansas City 10, Cleveland 10	
<b>20 FIRST-QUARTER POINTS</b>				
KC	9/16/2018	@ Pittsburgh	Kansas City 21, Pittsburgh 0	
Opp	10/2/2016	@ Pittsburgh	Pittsburgh 22, Kansas City 0	
<b>20 SECOND-QUARTER POINTS</b>				
KC	12/11/2022	@ Denver	Kansas City 21, Denver 14	
Opp	10/11/2020	vs. Las Vegas	Las Vegas 21, Kansas City 17	
<b>20 THIRD-QUARTER POINTS</b>				
KC	12/14/2014	vs. Oakland	Kansas City 21, Las Vegas 3	
Opp	12/6/2009	vs. Denver	Denver 20, Kansas City 0	
<b>20 FOURTH-QUARTER POINTS</b>				
KC	11/19/2018	@ L.A. Rams	Kansas City 21, L.A. Rams 14	
Opp	10/8/2017	@ Houston	Houston 21, Kansas City 19	
<b>SHUTOUT AT HOME</b>				
KC	10/1/2006	vs. San Francisco	Kansas City 41, San Francisco 0	
Opp	* Never Has Happened *			
<b>SHUTOUT ON THE ROAD</b>				
KC	10/23/2011	@ Oakland	Kansas City 28, Las Vegas 0	
Opp	12/16/2012	@ Oakland	Las Vegas 15, Kansas City 0	
<b>OVERTIME WIN AT HOME</b>				
KC	11/6/2022	vs. Tennessee	Kansas City 20, Tennessee 17	
Opp	12/24/2011	vs. Oakland	Las Vegas 16, Kansas City 13	
<b>OVERTIME WIN ON THE ROAD</b>				
KC	12/18/2022	@ Houston	Kansas City 30, Houston 24	
Opp	11/19/2017	@ N.Y. Giants	N.Y. Giants 12, Kansas City 9	
<b>10 PENALTIES</b>				
KC	12/18/2022	@ Houston	10 pen	Kansas City 30, Houston 24
Opp	10/23/2022	@ San Francisco	10 pen	Kansas City 44, San Francisco 23
<b>THREE TOTAL TOUCHDOWNS</b>				
KC	12/24/2022	vs. Seattle	3 td	Kansas City 24, Seattle 10 (6:46) (Shotgun) P.Mahomes pass short middle to K.Toney for 8 yards, TOUCHDOWN. (9:02) (Shotgun) P.Mahomes pass short right to J.McKinnon for 9 yards, TOUCHDOWN. (4:50) (Shotgun) P.Mahomes scrambles right end for 3 yards, TOUCHDOWN.
Opp	1/1/2023	vs. Denver	3 td	Kansas City 27, Denver 24 (4:45) (Shotgun) R.Wilson left end for 16 yards, TOUCHDOWN. (6:41) R.Wilson pass deep middle to A.Okwuegbunam for 25 yards, TOUCHDOWN. (6:21) (Shotgun) R.Wilson scrambles right end for 4 yards, TOUCHDOWN.
<b>NO TURNOVERS</b>				
KC	1/7/2023	@ Las Vegas	0 to	Kansas City 31, Las Vegas 13
Opp	12/4/2022	@ Cincinnati	0 to	Cincinnati 27, Kansas City 24
<b>FOUR TOTAL TOUCHDOWNS</b>				
KC	1/7/2023	@ Las Vegas	4 td	Kansas City 31, Las Vegas 13 (12:58) (Shotgun) P.Mahomes pass short left to J.McKinnon for 2 yards, TOUCHDOWN. (15:00) (Shotgun) R.Jones left guard for 2 yards, TOUCHDOWN. (:53) K.Toney left end for 11 yards, TOUCHDOWN. (11:06) (Shotgun) I.Pacheco left guard for 1 yard, TOUCHDOWN.
Opp	12/11/2022	@ Denver	4 td	Kansas City 34, Denver 28 (1:38) (No Huddle, Shotgun) R.Wilson pass deep left to J.Jeudy for 18 yards, TOUCHDOWN. (:14) (Shotgun) R.Wilson pass short right to J.Jeudy for 5 yards, TOUCHDOWN. (13:16) (Shotgun) R.Wilson pass short right to M.Mack for 66 yards, TOUCHDOWN. (10:54) (Shotgun) B.Rypien pass short middle to J.Jeudy for 7 yards, TOUCHDOWN.
<b>OVER 40:00 TIME OF POSSESSION (NON-OT)</b>				
KC	12/20/2020	@ New Orleans	41:14 TOP	Kansas City 32, New Orleans 29
Opp	12/3/2017	@ N.Y. Jets	42:49 TOP	N.Y. Jets 38, Kansas City 31
<b>NO SACKS/NO INTERCEPTIONS ALLOWED</b>				
KC	9/11/2022	@ Arizona		
Opp	10/10/2021	vs. Buffalo		
<b>SCORE TOUCHDOWN IN EACH QUARTER</b>				

# THE LAST TIME

KC	10/23/2022	@ San Francisco	(7, 7, 14, 16 Points)		Kansas City 44, San Francisco 23
Opp	1/2/2022	@ Cincinnati	(7, 10, 7, 10 Points)		Cincinnati 34, Kansas City 31
<b>30 ONE-HALF POINTS</b>					
KC	10/23/2022	@ San Francisco	30 (second half)		Kansas City 44, San Francisco 23
Opp	11/19/2018	@ L.A. Rams	31 (second half)		L.A. Rams 54, Kansas City 51
<b>WON GAME BY 20+ POINTS</b>					
KC	10/23/2022	@ San Francisco		Kansas City 44, San Francisco 23	
Opp	10/24/2021	@ Tennessee		Tennessee 27, Kansas City 3	

# THE LAST TIME

## 2022 Postseason (As of August 8, 2023)

### PASSING

#### 500 YARDS PASSING

KC					* Never Has Happened *
Opp					* Never Has Happened *

#### 40+ PASS ATTEMPTS

KC	1/29/2023	vs. Cincinnati	43 att.	Patrick Mahomes	
Opp	1/29/2023	vs. Cincinnati	41 att.	Joe Burrow	

#### 50+ PASS ATTEMPTS

KC	1/16/2016	@ New England	50 att.	Alex Smith	
Opp	1/12/2020	vs. Houston	52 att.	Deshaun Watson	

#### 400 YARDS PASSING

KC	1/16/2022	vs. Pittsburgh	404 yards	Patrick Mahomes	
Opp	1/4/2014	@ Indianapolis	443 yards	Andrew Luck	

#### 300 YARDS PASSING

KC	1/29/2023	vs. Cincinnati	326 yards	Patrick Mahomes	
Opp	2/12/2023	@ Philadelphia	304 yards	Jalen Hurts	

#### SIX TOUCHDOWN PASSES

KC					* Never Has Happened *
Opp					* Never Has Happened *

#### SEVEN TOUCHDOWN PASSES

KC					* Never Has Happened *
Opp					* Never Has Happened *

#### FIVE TOUCHDOWN PASSES

KC	1/16/2022	vs. Pittsburgh	5 tds	Patrick Mahomes: (4, 12, 48, 1, 31)	
Opp					* Never Has Happened *

#### FOUR TOUCHDOWN PASSES

KC	1/16/2022	vs. Pittsburgh	5 tds	Patrick Mahomes: (4, 12, 48, 1, 31)	
Opp	1/23/2022	vs. Buffalo	4 tds	Josh Allen: (18, 75, 27, 19)	

#### THREE TOUCHDOWN PASSES

KC	2/12/2023	@ Philadelphia	3 tds	Patrick Mahomes: (18, 5, 4)	
Opp	1/23/2022	vs. Buffalo	4 tds	Josh Allen: (18, 75, 27, 19)	

#### SEVEN+ INTERCEPTIONS THROWN

KC					* Never Has Happened *
Opp					* Never Has Happened *

#### SIX INTERCEPTIONS THROWN

KC					* Never Has Happened *
Opp					* Never Has Happened *

#### FIVE INTERCEPTIONS THROWN

KC					* Never Has Happened *
Opp					* Never Has Happened *

#### FOUR INTERCEPTIONS THROWN

KC					* Never Has Happened *
Opp	1/9/2016	@ Houston	4 ints	Brian Hoyer	

#### THREE INTERCEPTIONS THROWN

KC	1/9/2011	vs. Baltimore	3 ints	Matt Cassel	
Opp	1/9/2016	@ Houston	4 ints	Brian Hoyer	

#### TWO INTERCEPTIONS THROWN

KC	1/30/2022	vs. Cincinnati	2 ints	Patrick Mahomes	
Opp	1/29/2023	vs. Cincinnati	2 ints	Joe Burrow	

### RUSHING

#### 300 YARDS RUSHING

KC					* Never Has Happened *
Opp					* Never Has Happened *

#### 200 YARDS RUSHING

KC					* Never Has Happened *
Opp					* Never Has Happened *

#### 150-199 YARDS RUSHING

# THE LAST TIME

KC	1/11/2004	vs. Indianapolis	176 yards	Priest Holmes	
Opp	1/6/2018	vs. Tennessee	156 yards	Derrick Henry	
<b>100 YARDS RUSHING</b>					
KC	2/2/2020	vs. San Francisco	104 yards	Damien Williams	
Opp	1/20/2019	vs. New England	113 yards	Sony Michel	
<b>100-149 YARDS RUSHING</b>					
KC	2/2/2020	vs. San Francisco	104 yards	Damien Williams	
Opp	1/20/2019	vs. New England	113 yards	Sony Michel	
<b>FIVE TOUCHDOWNS RUSHING</b>					
KC				* Never Has Happened *	
Opp				* Never Has Happened *	
<b>FOUR TOUCHDOWNS RUSHING</b>					
KC				* Never Has Happened *	
Opp				* Never Has Happened *	
<b>THREE TOUCHDOWNS RUSHING</b>					
KC				* Never Has Happened *	
Opp	1/23/1994	@ Buffalo	3 tds	Thurman Thomas (12, 3, 3)	
<b>TWO TOUCHDOWNS RUSHING</b>					
KC	1/12/2020	vs. Houston	2 tds	Damien Williams: (1, 5)	
Opp	2/12/2023	@ Philadelphia	3 tds	Jalen Hurts: (1, 4, 2)	
<b>TWO PLAYERS WITH TWO TD RUSHING</b>					
KC				* Never Has Happened *	
Opp	1/20/2019	vs. New England		Rex Burkhead: (4, 2) Sony Michel: (1, 10)	
<b>150 YARDS RUSHING</b>					
KC	1/11/2004	vs. Indianapolis	176 yards	Priest Holmes	
Opp	1/6/2018	vs. Tennessee	156 yards	Derrick Henry	
<b>30+ RUSHING ATTEMPTS</b>					
KC				* Never Has Happened *	
Opp	1/15/2017	vs. Pittsburgh	30 att.	Le'Veon Bell	
<b>50-74 YARD RUSHING</b>					
KC	1/30/2022	vs. Cincinnati	65 yards	Jerick McKinnon	
Opp	2/12/2023	@ Philadelphia	70 yards	Jalen Hurts	
<b>75+ YARD RUSHING</b>					
KC	2/12/2023	@ Philadelphia	76 yards	Isiah Pacheco	
Opp	1/30/2022	vs. Cincinnati	88 yards	Joe Mixon	
<b>30-39 RUSHING ATTEMPTS</b>					
KC				* Never Has Happened *	
Opp	1/15/2017	vs. Pittsburgh	30 att.	Le'Veon Bell	
<b>40+ RUSHING ATTEMPTS</b>					
KC				* Never Has Happened *	
Opp				* Never Has Happened *	
<b>400 YARDS RUSHING (TEAM)</b>					
KC				* Never Has Happened *	
Opp				* Never Has Happened *	
<b>300 YARDS RUSHING (TEAM)</b>					
KC				* Never Has Happened *	
Opp				* Never Has Happened *	
<b>200 YARDS RUSHING (TEAM)</b>					
KC				* Never Has Happened *	
Opp	1/6/2018	vs. Tennessee	202 yards		Tennessee 22, Kansas City 21
<b>200-299 YARDS RUSHING (TEAM)</b>					
KC				* Never Has Happened *	
Opp	1/6/2018	vs. Tennessee	202 yards		Tennessee 22, Kansas City 21
<b>200+ YARDS RUSHING (TEAM)</b>					
KC				* Never Has Happened *	
Opp	1/6/2018	vs. Tennessee	202 yards		Tennessee 22, Kansas City 21
<b>300+ YARDS RUSHING (TEAM)</b>					
KC				* Never Has Happened *	
Opp				* Never Has Happened *	

# THE LAST TIME

## RECEIVING

### TWO 100-YARD RECEIVERS

KC	12/25/1971	vs. Miami	110 yards 104 yards	Ed Podolak Elmo Wright
----	------------	-----------	------------------------	---------------------------

Opp \* Never Has Happened \*

### 200 YARDS RECEIVING

KC \* Never Has Happened \*

Opp	1/23/2022	vs. Buffalo	201 yards	Gabe Davis
-----	-----------	-------------	-----------	------------

### 100 YARDS RECEIVING

KC	1/29/2023	vs. Cincinnati	116 yards	Marquez Valdes-Scantling
----	-----------	----------------	-----------	--------------------------

Opp	2/12/2023	@ Philadelphia	100 yards	DeVonta Smith
-----	-----------	----------------	-----------	---------------

### FOUR TOUCHDOWN RECEPTIONS

KC \* Never Has Happened \*

Opp	1/23/2022	vs. Buffalo	4 tds	Gabe Davis: (18, 75, 27, 19)
-----	-----------	-------------	-------	---------------------------------

### FIVE TOUCHDOWN RECEPTIONS

KC \* Never Has Happened \*

Opp \* Never Has Happened \*

### THREE TOUCHDOWN RECEPTIONS

KC	1/12/2020	vs. Houston	3 tds	Travis Kelce: (5, 6, 5)
----	-----------	-------------	-------	----------------------------

Opp	12/22/1968	@ Oakland	3 tds	Fred Biletnikoff
-----	------------	-----------	-------	------------------

### TWO TOUCHDOWN RECEPTIONS

KC	1/21/2023	vs. Jacksonville	2 tds	Travis Kelce: (8, 1)
----	-----------	------------------	-------	-------------------------

Opp	1/23/2022	vs. Buffalo	4 tds	Gabe Davis: (18, 75, 27, 19)
-----	-----------	-------------	-------	---------------------------------

### TWO PLAYERS WITH TWO TD RECEPTIONS

KC \* Never Has Happened \*

Opp \* Never Has Happened \*

### 150 YARDS RECEIVING

KC	1/23/2022	vs. Buffalo	150 yards	Tyreek Hill
----	-----------	-------------	-----------	-------------

Opp	1/23/2022	vs. Buffalo	201 yards	Gabe Davis
-----	-----------	-------------	-----------	------------

### 10 OR MORE RECEPTIONS

KC	1/21/2023	vs. Jacksonville	14	Travis Kelce
----	-----------	------------------	----	--------------

Opp	1/16/2016	@ New England	10	Julian Edelman
-----	-----------	---------------	----	----------------

### 100-149 YARDS RECEIVING

KC	1/29/2023	vs. Cincinnati	116 yards	Marquez Valdes-Scantling
----	-----------	----------------	-----------	--------------------------

Opp	2/12/2023	@ Philadelphia	100 yards	DeVonta Smith
-----	-----------	----------------	-----------	---------------

### 150-199 YARDS RECEIVING

KC	1/23/2022	vs. Buffalo	150 yards	Tyreek Hill
----	-----------	-------------	-----------	-------------

Opp \* Never Has Happened \*

### 200-299 YARDS RECEIVING

KC \* Never Has Happened \*

Opp	1/23/2022	vs. Buffalo	201 yards	Gabe Davis
-----	-----------	-------------	-----------	------------

### 300+ YARDS RECEIVING

KC \* Never Has Happened \*

Opp \* Never Has Happened \*

### COMBINED YARDS

#### 100-YARD RUSHER AND 300-YARD PASSER

KC \* Never Has Happened \*

Opp	1/20/2019	vs. New England	113 yards 348 yards	Sony Michel Tom Brady
-----	-----------	-----------------	------------------------	--------------------------

#### 100-YARD RECEIVER AND 300-YARD PASSER

KC	1/29/2023	vs. Cincinnati	116 yards 326 yards	Marquez Valdes-Scantling Patrick Mahomes
----	-----------	----------------	------------------------	---

Opp	2/12/2023	@ Philadelphia	100 yards 304 yards	DeVonta Smith Jalen Hurts
-----	-----------	----------------	------------------------	------------------------------

#### 100-YARD RUSHER AND 100-YARD RECEIVER

KC	2/2/2020	vs. San Francisco	104 yards 105 yards	Damien Williams Tyreek Hill
----	----------	-------------------	------------------------	--------------------------------

Opp	1/15/2017	vs. Pittsburgh	170 yards 108 yards	Le'Veon Bell Antonio Brown
-----	-----------	----------------	------------------------	-------------------------------

#### 100-YARD RUSHER, 300-YARD PASSER, 100-YARD RECEIVER

KC \* Never Has Happened \*



# THE LAST TIME

Opp	* Never Has Happened *			
<b>100-YARD RUSHER/TWO 100-YARD RECEIVERS</b>				
KC	* Never Has Happened *			
Opp	* Never Has Happened *			
<b>TWO 100-YARD RECEIVERS/300-YARD PASSER</b>				
KC	1/24/2021	vs. Buffalo	172/118 yards 325 yards	Tyreek Hill/Travis Kelce Patrick Mahomes
Opp	* Never Has Happened *			
<b>DEFENSE</b>				
<b>INTERCEPTED PASS RETURNED FOR A TOUCHDOWN</b>				
KC	* Never Has Happened *			
Opp	12/28/1986	@ N.Y. Jets	21 yards	Kevin McArthur
<b>FUMBLE RETURNED FOR A TOUCHDOWN</b>				
KC	2/12/2023	@ Philadelphia	36 yards	Nick Bolton
Opp	(9:48) (Shotgun) 1-J.Hurts up the middle to PHI 45 for -4 yards. FUMBLES, touched at PHI 44, RECOVERED by KC-32-N.Bolton at PHI 36. 32-N.Bolton for 36 yards, TOUCHDOWN.			
Opp	* Never Has Happened *			
<b>SAFETY SCORED</b>				
KC	12/28/1986	@ N.Y. Jets	Team Safety	
Opp	* Never Has Happened *			
<b>SHUTOUT</b>				
KC	1/9/2016	@ Houston	Kansas City 30, Houston 0	
Opp	1/2/1993	@ San Diego	San Diego 17, Chiefs 0	
<b>FIVE+ SACK GAME</b>				
KC	* Never Has Happened *			
Opp	* Never Has Happened *			
<b>FOUR SACK GAME</b>				
KC	* Never Has Happened *			
Opp	* Never Has Happened *			
<b>THREE SACK GAME</b>				
KC	1/12/2020	vs. Houston	3.0 sk	Frank Clark
Opp	1/9/2016	@ Houston	3.0 sk	Whitney Mercilus
<b>TWO SACK GAME</b>				
KC	1/29/2023	vs. Cincinnati	2.0 sk	Chris Jones
Opp	1/30/2022	vs. Cincinnati	2.0 sk	Sam Hubbard
<b>FOUR OR MORE INTERCEPTION GAME</b>				
KC	* Never Has Happened *			
Opp	* Never Has Happened *			
<b>TWO INTERCEPTIONS BY TEAMMATES</b>				
KC	* Never Has Happened *			
Opp	* Never Has Happened *			
<b>THREE INTERCEPTION GAME</b>				
KC	* Never Has Happened *			
Opp	* Never Has Happened *			
<b>TWO INTERCEPTION GAME</b>				
KC	1/4/2014	@ Indianapolis	2 int	Husain Abdullah
Opp	1/5/1992	@ Buffalo	2 ints	Kirby Jackson
<b>70+ YARD INTERCEPTION RETURN</b>				
KC	* Never Has Happened *			
Opp	* Never Has Happened *			
<b>TWO INTERCEPTIONS</b>				
KC	1/4/2014	@ Indianapolis	2 ints	Husain Abdullah
Opp	* Never Has Happened *			
<b>THREE INTERCEPTIONS</b>				
KC	* Never Has Happened *			
Opp	* Never Has Happened *			
<b>FOUR INTERCEPTIONS</b>				
KC	* Never Has Happened *			
Opp	* Never Has Happened *			
<b>LESS THAN 25 RUSHING YARDS</b>				
KC	* Never Has Happened *			
Opp	* Never Has Happened *			
<b>LESS THAN 50 RUSHING YARDS</b>				
KC	1/29/2023	vs. Cincinnati	42 yards	Kansas City 23, Cincinnati 20
Opp	1/16/2016	@ New England	38 yards	New England 27, Kansas City 20

# THE LAST TIME

LESS THAN 100 RUSHING YARDS					
KC	1/29/2023	vs. Cincinnati	71 yards		Kansas City 23, Cincinnati 20
Opp	1/29/2023	vs. Cincinnati	42 yards		Kansas City 23, Cincinnati 20
LESS THAN 50 NET PASSING YARDS					
KC					* Never Has Happened *
Opp					* Never Has Happened *
LESS THAN 100 NET PASSING YARDS					
KC	1/9/2011	vs. Baltimore	53 yards		Baltimore 30, Kansas City 7
Opp					* Never Has Happened *
LESS THAN 150 NET PASSING YARDS					
KC	1/9/2011	vs. Baltimore	53 yards		Baltimore 30, Kansas City 7
Opp	1/9/2016	@ Houston	112 yards		Kansas City 30, Houston 0
LESS THAN 150 YARDS NET OFFENSE					
KC					* Never Has Happened *
Opp	1/6/2007	@ Indianapolis	126 yards		Indianapolis 23, Kansas City 8
LESS THAN 200 YARDS NET OFFENSE					
KC					* Never Has Happened *
Opp	1/9/2011	vs. Baltimore	161 yards		Baltimore 30, Kansas City 7
LESS THAN 300 YARDS NET OFFENSE					
KC	1/16/2022	vs. Pittsburgh	257 yards		Kansas City 42, Pittsburgh 21
Opp	1/20/2019	vs. New England	290 yards		New England 37, Kansas City 31
FORCED FOUR TURNOVERS					
KC					* Never Has Happened *
Opp	1/4/2014	@ Indianapolis	4 to		Indianapolis 45, Kansas City 44
FORCED FIVE+ TURNOVERS					
KC	1/9/2011	vs. Baltimore	5 to		Baltimore 30, Kansas City 7
Opp	1/9/2016	@ Houston	5 to		Kansas City 30, Houston 0
AT LEAST ONE TURNOVER					
KC	1/29/2023	vs. Cincinnati	1 to		Kansas City 23, Cincinnati 20
Opp	2/12/2023	@ Philadelphia	1 to		Kansas City 38, Philadelphia 35
FORCED THREE+ TURNOVERS					
KC	1/9/2016	@ Houston	5 to		Kansas City 30, Houston 0
Opp	1/9/2011	vs. Baltimore	5 to		Baltimore 30, Kansas City 7
SPECIAL TEAMS					
KICKOFF RETURNED FOR A TOUCHDOWN					
KC	1/9/2016	@ Houston	106 yards	Knile Davis	8-N.Novak kicks 71 yards from HST 35 to KC -6. 34-K.Davis for 106 yards, TOUCHDOWN.
Opp					* Never Has Happened *
PUNT RETURNED FOR A TOUCHDOWN					
KC					* Never Has Happened *
Opp					* Never Has Happened *
BLOCKED FIELD GOAL RETURNED FOR A TOUCHDOWN					
KC					* Never Has Happened *
Opp					* Never Has Happened *
BLOCKED PUNT RETURNED FOR A TOUCHDOWN					
KC					* Never Has Happened *
Opp	1/12/2020	vs. Houston		Barkevious Mingo	(10:13) 2-D.Colquitt punt is BLOCKED by 52-B.Mingo, Center-41-J.Winchester, RECOVERED by HST-32-L.Johnson at KC 10. 32-L.Johnson for 10 yards, TOUCHDOWN.
MADE FIELD GOAL OF 50 YARDS OR LONGER					
KC	1/21/2023	vs. Jacksonville	50 yards	Harrison Butker	(:12) 7-H.Butker 50 yard field goal is GOOD, Center-41-J.Winchester, Holder-5-T.Townsend.
Opp	1/30/2022	vs. Cincinnati	52 yards	Evan McPherson	(6:07) 2-E.McPherson 52 yard field goal is GOOD, Center-46-C.Harris, Holder-10-K.Huber.
BLOCKED FIELD GOAL					
KC					* Never Has Happened *
Opp					* Never Has Happened *
BLOCKED PUNT					
KC	1/8/1994	vs. Pittsburgh		Keith Cash	
Opp					* Never Has Happened *
MISSED POINT AFTER TOUCHDOWN ATTEMPT					
KC	12/28/1986	@ N.Y. Jets		Nick Lowery	
Opp	1/24/2021	vs. Buffalo		Tyler Bass	2-T.Bass extra point is No Good, Hit Right Upright, Center-69-R.Ferguson, Holder-9-C.Bojorquez.
POINT AFTER TOUCHDOWN ATTEMPT BLOCKED					
KC					* Never Has Happened *
Opp					* Never Has Happened *
FIVE FIELD GOALS					

# THE LAST TIME

KC				* Never Has Happened *	
Opp	1/15/2017	vs. Pittsburgh	6 fg	Chris Boswell: (22, 38, 36, 45, 43, 43)	
<b>SIX FIELD GOALS</b>					
KC				* Never Has Happened *	
Opp	1/15/2017	vs. Pittsburgh	6 fg	Chris Boswell: (22, 38, 36, 45, 43, 43)	
<b>50-59 YARD FIELD GOAL</b>					
KC	1/21/2023	vs. Jacksonville	50 yards	Harrison Butker	(:12) 7-H.Butker 50 yard field goal is GOOD, Center-41-J.Winchester, Holder-5-T.Townsend.
Opp	1/30/2022	vs. Cincinnati	52 yards	Evan McPherson	(9:26) 2-E.McPherson 31 yard field goal is GOOD, Center-46-C.Harris, Holder-10-K.Huber.
<b>FOUR FIELD GOALS</b>					
KC				* Never Has Happened *	
Opp	1/30/2022	vs. Cincinnati	4 fg	Evan McPherson: (32, 31, 52, 31)	
<b>60+ YARD FIELD GOAL</b>					
KC				* Never Has Happened *	
Opp				* Never Has Happened *	
<b>THREE FIELD GOALS</b>					
KC	1/29/2023	vs. Cincinnati	3 fg	Harrison Butker: (43, 24, 45)	
Opp	1/30/2022	vs. Cincinnati	4 fg	Evan McPherson: (32, 31, 52, 31)	
<b>50-69 YARD PUNT RETURN</b>					
KC	2/12/2023	@ Philadelphia	65 yards	Kadarius Toney	
Opp				* Never Has Happened *	
<b>70-89 YARD PUNT RETURN</b>					
KC				* Never Has Happened *	
Opp				* Never Has Happened *	
<b>60-69 YARD PUNT</b>					
KC	1/21/2023	vs. Jacksonville	60 yds	Tommy Townsend	
Opp				* Never Has Happened *	
<b>90+ YARD PUNT RETURN</b>					
KC				* Never Has Happened *	
Opp				* Never Has Happened *	
<b>70+ YARD PUNT</b>					
KC				* Never Has Happened *	
Opp				* Never Has Happened *	
<b>50-69 YARD KICKOFF RETURN</b>					
KC	1/12/2020	vs. Houston	58 yards	Mecole Hardman	
Opp	1/21/2023	vs. Jacksonville	63 yards	Jamal Agnew	
<b>PUNTED 10+ TIMES</b>					
KC				* Never Has Happened *	
Opp				* Never Has Happened *	
<b>70-89 YARD KICKOFF RETURN</b>					
KC				* Never Has Happened *	
Opp				* Never Has Happened *	
<b>90+ YARD KICKOFF RETURN</b>					
KC	1/9/2016	@ Houston	106t yards	Knile Davis	
Opp				* Never Has Happened *	
<b>TEAM/MISCELLANEOUS</b>					
<b>500 TOTAL YARDS OF OFFENSE</b>					
KC	1/23/2022	vs. Buffalo	552 yards		Kansas City 552, Buffalo 422
Opp	1/20/2019	vs. New England	524 yards		New England 524, Kansas City 290
<b>400 TOTAL YARDS OF OFFENSE</b>					
KC	1/23/2022	vs. Buffalo	552 yards		Kansas City 552, Buffalo 422
Opp	2/12/2023	@ Philadelphia	417 yards		Philadelphia 417, Kansas City 340
<b>TOUCHDOWN ON OFFENSE, DEFENSE AND SPECIAL TEAMS</b>					
KC				* Never Has Happened *	
Opp				* Never Has Happened *	
<b>MADE TWO-POINT CONVERSION</b>					
KC	1/6/2007	@ Indianapolis		Trent Green	TWO-POINT CONVERSION ATTEMPT. 10-T.Green pass to 84-K.Wilson is complete. ATTEMPT SUCCEEDS.
Opp	2/12/2023	@ Philadelphia		Jalen Hurts	TWO-POINT CONVERSION ATTEMPT. 1-J.Hurts rushes left end. ATTEMPT SUCCEEDS.
<b>FAILED TWO-POINT CONVERSION</b>					

# THE LAST TIME

KC	1/15/2017	vs. Pittsburgh		Alex Smith	TWO-POINT CONVERSION ATTEMPT. 11-A.Smith pass to 19-J.Maclin is incomplete. ATTEMPT FAILS.
Opp	1/24/2021	vs. Buffalo		Josh Allen	TWO-POINT CONVERSION ATTEMPT. 17-J.Allen pass to 14-S.Diggs is incomplete. ATTEMPT FAILS. DEFENSIVE TWO-POINT ATTEMPT. 21-B.Breeland intercepted the try attempt. ATTEMPT FAILS.
<b>50 POINTS</b>					
KC	1/12/2020	vs. Houston	Kansas City 51, Houston 31		
Opp			* Never Has Happened *		
<b>40 POINTS</b>					
KC	1/23/2022	vs. Buffalo	Kansas City 42, Buffalo 36		
Opp	1/4/2014	@ Indianapolis	Indianapolis 45, Kansas City 44		
<b>OVERTIME WIN</b>					
KC	1/8/1994	vs. Pittsburgh		Kansas City 27, Pittsburgh 24	
Opp	1/30/2022	vs. Cincinnati	Cincinnati 27, Kansas City 24		
<b>OVERTIME LOSS</b>					
KC	1/30/2022	vs. Cincinnati	Cincinnati 27, Kansas City 24		
Opp	1/23/2022	vs. Buffalo	Kansas City 42, Buffalo 36		
<b>OVERTIME TIE</b>					
KC			* Never Has Happened *		
Opp			* Never Has Happened *		
<b>20 FIRST-QUARTER POINTS</b>					
KC			* Never Has Happened *		
Opp	1/12/2020	vs. Houston	Houston 21, Kansas City 0		
<b>20 SECOND-QUARTER POINTS</b>					
KC	1/16/2022	vs. Pittsburgh	Kansas City 21, Pittsburgh 7		
Opp			* Never Has Happened *		
<b>20 THIRD-QUARTER POINTS</b>					
KC			* Never Has Happened *		
Opp	1/4/2014	@ Indianapolis	Indianapolis 21, Kansas City 10		
<b>20 FOURTH-QUARTER POINTS</b>					
KC	2/2/2020	vs. San Francisco	Kansas City 21, San Francisco 0		
Opp			* Never Has Happened *		
<b>SHUTOUT AT HOME</b>					
KC			* Never Has Happened *		
Opp			* Never Has Happened *		
<b>SHUTOUT ON THE ROAD</b>					
KC	1/9/2016	@ Houston	Kansas City 30, Houston 0		
Opp			* Never Has Happened *		
<b>OVERTIME WIN AT HOME</b>					
KC	1/23/2022	vs. Buffalo	Kansas City 42, Buffalo 36		
Opp	1/30/2022	vs. Cincinnati	Cincinnati 27, Kansas City 24		
<b>OVERTIME WIN ON THE ROAD</b>					
KC			* Never Has Happened *		
Opp			* Never Has Happened *		
<b>10 PENALTIES</b>					
KC	2/7/2021	@ Tampa Bay	11 pen		Tampa Bay 31, Kansas City 9
Opp	1/12/2019	vs. Indianapolis	10 pen		Kansas City 31, Indianapolis 13
<b>THREE TOTAL TOUCHDOWNS</b>					
KC	1/21/2023	vs. Jacksonville	3 td		Kansas City 27, Jacksonville 20 (8:02) P.Mahomes pass short right to T.Kelce for 8 yards, TOUCHDOWN. (3:58) (Shotgun) C.Henne pass short left to T.Kelce for 1 yard, TOUCHDOWN. (7:13) (Shotgun) P.Mahomes pass short middle to M.Valdes-Scantling for 6 yards, TOUCHDOWN [D.Hamilton].
Opp	1/16/2022	vs. Pittsburgh	3 td		Kansas City 42, Pittsburgh 21 (10:51) (Shotgun) Direct snap to M.Hardman. M.Hardman FUMBLES (Aborted) at KC 28, recovered by KC-Da.Williams at KC 29. Da.Williams to KC 28 for -1 yards (C.Heyward; J.Schobert). FUMBLES (C.Heyward), RECOVERED by PIT-T.Watt at KC 26. T.Watt for 26 yards, TOUCHDOWN. (4:15) (No Huddle, Shotgun) B.Roethlisberger pass short right to D.Johnson for 13 yards, TOUCHDOWN. (7:41) (No Huddle, Shotgun) B.Roethlisberger pass short left to J.Washington for 15 yards, TOUCHDOWN.
<b>NO TURNOVERS</b>					
KC	2/12/2023	@ Philadelphia	0 to		Kansas City 38, Philadelphia 35
Opp	1/23/2022	vs. Buffalo	0 to		Kansas City 42, Buffalo 36
<b>FOUR TOTAL TOUCHDOWNS</b>					
KC	2/2/2020	vs. San Francisco	4 td		Kansas City 31, San Francisco 20 (:36) C.Erving reported in as eligible. P.Mahomes right end for 1 yard, TOUCHDOWN. (6:17) P.Mahomes pass short right to T.Kelce for 1 yard, TOUCHDOWN. (2:50) (Shotgun) P.Mahomes pass short right to Dam.Williams for 5 yards, TOUCHDOWN. The Replay Official reviewed the runner broke the plane ruling, and the play was Upheld. The ruling on the field stands. (1:20) Dam.Williams left end for 38 yards, TOUCHDOWN.

# THE LAST TIME

Opp	2/12/2023	@ Philadelphia	4 td		Kansas City 38, Philadelphia 35 (10:13) J.Hurts up the middle for 1 yard, TOUCHDOWN. Penalty on KC-C.Jones, Defensive Offside, declined. (15:00) (Shotgun) J.Hurts pass deep left to A.Brown for 45 yards, TOUCHDOWN. (2:24) (Shotgun) J.Hurts left tackle for 4 yards, TOUCHDOWN. (5:20) (No Huddle) J.Hurts up the middle for 2 yards, TOUCHDOWN.
<b>OVER 40:00 TIME OF POSSESSION (NON-OT)</b>					
KC					* Never Has Happened *
Opp	1/9/2011	vs. Baltimore	41:44 TOP		Baltimore 30, Kansas City 7
<b>NO SACKS/NO INTERCEPTIONS ALLOWED</b>					
KC	2/12/2023	@ Philadelphia			
Opp	1/16/2016	@ New England			
<b>SCORE TOUCHDOWN IN EACH QUARTER</b>					
KC	2/12/2023	@ Philadelphia	(7, 7, 7, 17 Points)		Kansas City 38, Philadelphia 35
Opp	1/23/2022	vs. Buffalo	(7, 7, 7, 15 Points)		Kansas City 42, Buffalo 36
<b>30 ONE-HALF POINTS</b>					
KC	1/20/2019	vs. New England	31 (second half)		New England 37, Kansas City 31
Opp	1/4/2014	@ Indianapolis	35 (second half)		Indianapolis 45, Kansas City 44
<b>WON GAME BY 20+ POINTS</b>					
KC	1/16/2022	vs. Pittsburgh			Kansas City 42, Pittsburgh 21
Opp	2/7/2021	@ Tampa Bay			Tampa Bay 31, Kansas City 9

# UPDATED PLAYER BIOS



**NICK  
ALLEGRETTI**



**GUARD #73**  
**ILLINOIS**

**5<sup>TH</sup>** YEAR IN  
THE NFL

**5<sup>TH</sup>** YEAR WITH  
THE CHIEFS

**HEIGHT:** 6'4"  
**WEIGHT:** 310 LBS  
**DRAFTED:** D7-19  
**BIRTHDAY:** 4/21/96

## NICK ALLEGRETTI'S NFL REGULAR SEASON STATISTICS

DATE	TEAM	GP	GS
2019	Chiefs	7	0
2020	Chiefs	16	9
2021	Chiefs	17	0
2022	Chiefs	17	3
<b>NFL TOTALS</b>		<b>57</b>	<b>12</b>

## NICK ALLEGRETTI'S NFL POSTSEASON STATISTICS

DATE	TEAM	GP	GS
2019	Chiefs	3	0
2020	Chiefs	3	3
2021	Chiefs	3	0
2022	Chiefs	3	0
<b>NFL TOTALS</b>		<b>12</b>	<b>3</b>

## 2022 GAME-BY-GAME REGULAR-SEASON STATISTICS (CHIEFS)

DATE	OPPONENT	P/S	W/L	SCORE
09/11	at Cardinals	P	W	44-21
09/15	Chargers	P	W	27-24
09/25	at Colts	P	L	17-20
10/02	at Buccaneers	P	W	41-31
10/10	Raiders	S	W	30-29
10/16	Bills	P	L	20-24
10/23	at 49ers	P	W	44-23
11/06	Titans	P	W	20-17+
11/13	Jaguars	P	W	27-17
11/20	at Chargers	P	W	30-27
11/27	Rams	S	W	26-10
12/04	at Bengals	S	L	24-27
12/11	at Broncos	P	W	34-28
12/18	at Texans	P	W	30-24+
12/24	Seahawks	P	W	24-10
01/01	Broncos	P	W	27-24
01/07	at Raiders	P	W	31-13
<b>2022 TOTALS</b>		<b>17-3</b>	<b>14-3</b>	

+ - Overtime

## 2022 GAME-BY-GAME POSTSEASON STATISTICS (CHIEFS)

DATE	OPPONENT	P/S	W/L	SCORE
01/21	Jaguars	P	W	27-20
01/29	Bengals	P	W	23-20
02/12	at Eagles	P	W	38-35
<b>2022 TOTALS</b>		<b>3-0</b>	<b>3-0</b>	



# UPDATED PLAYER BIOS



## FELIX ANUDIKE-UZOMAH

**DEFENSIVE END #97**  
**KANSAS STATE**

**ROOKIE**

HEIGHT: 6'4"  
WEIGHT: 255 LBS  
DRAFTED: D1-23  
BIRTHDAY: 1/24/02



## BLAKE BELL

**TIGHT END #81**  
**OKLAHOMA**

**9<sup>TH</sup>** YEAR IN THE NFL

**4<sup>TH</sup>** YEAR WITH THE CHIEFS

HEIGHT: 6'6"  
WEIGHT: 252 LBS  
DRAFTED: FA-21  
BIRTHDAY: 8/7/91



### BLAKE BELL'S NFL REGULAR SEASON RUSHING/RECEIVING STATISTICS

DATE	TEAM	GP	GS	RECEIVING					RUSHING				
				NO.	YDS.	AVG.	LG	TD	NO.	YDS.	AVG.	LG	TD
2015	49ers	14	5	15	186	12.4	48	0	0	0	0.0	0	0
2016	49ers	13	0	4	85	21.3	45	0	0	0	0.0	0	0
2017	Vikings	13	3	3	19	6.3	12	0	0	0	0.0	0	0
2018	Vikings	0	0	0	0	0.0	0	0	0	0	0.0	0	0
Went from <b>Minnesota</b> to <b>Jacksonville</b> .													
2018	Jaguars	10	4	8	67	8.4	16	0	0	0	0.0	0	0
2018	<b>TOTAL</b>	<b>10</b>	<b>4</b>	<b>8</b>	<b>67</b>	<b>8.4</b>	<b>16</b>	<b>0</b>	<b>0</b>	<b>0</b>	<b>0.0</b>	<b>0</b>	<b>0</b>
2019	Chiefs	15	7	8	67	8.4	30	0	0	0	0.0	0	0
2020	Cowboys	16	2	11	110	10.0	24	0	1	2	2.0	2	0
2021	Chiefs	16	5	9	87	9.7	24	0	4	10	2.5	3	0
2022	Chiefs	3	1	2	20	10.0	17t	1	0	0	0.0	0	0
<b>NFL TOTALS</b>		<b>100</b>	<b>27</b>	<b>60</b>	<b>641</b>	<b>10.7</b>	<b>48</b>	<b>1</b>	<b>5</b>	<b>12</b>	<b>2.4</b>	<b>3</b>	<b>0</b>



# UPDATED PLAYER BIOS

## BLAKE BELL'S NFL POSTSEASON RUSHING/RECEIVING STATISTICS

DATE	TEAM	GP	GS	RECEIVING					RUSHING				
				NO.	YDS.	AVG.	LG	TD	NO.	YDS.	AVG.	LG	TD
2017	Vikings	0	0	0	0	0.0	0	0	0	0	0.0	0	0
2019	Chiefs	3	0	3	24	8.0	9	1	0	0	0.0	0	0
2021	Chiefs	3	1	1	3	3.0	3	0	0	0	0.0	0	0
2022	Chiefs	1	0	1	4	4.0	4	0	0	0	0.0	0	0
<b>NFL TOTALS</b>		<b>7</b>	<b>1</b>	<b>5</b>	<b>31</b>	<b>6.2</b>	<b>9</b>	<b>1</b>	<b>0</b>	<b>0</b>	<b>0.0</b>	<b>0</b>	<b>0</b>

## BLAKE BELL'S NFL REGULAR SEASON RETURN STATISTICS

DATE	TEAM	KICKOFF RETURNS					PUNT RETURNS					
		RET.	YDS.	AVG.	LG	TD	NO.	FC	YDS.	AVG.	LG	TD
2015	49ers	0	0	0.0	0	0	0	0	0	0.0	0	0
2016	49ers	0	0	0.0	0	0	0	0	0	0.0	0	0
2017	Vikings	0	0	0.0	0	0	0	0	0	0.0	0	0
2018	Vikings	0	0	0.0	0	0	0	0	0	0.0	0	0
Went from <b>Minnesota</b> to <b>Jacksonville</b> .												
2018	Jaguars	1	9	9.0	9	0	0	0	0	0.0	0	0
2018	<b>TOTAL</b>	<b>1</b>	<b>9</b>	<b>9.0</b>	<b>9</b>	<b>0</b>	<b>0</b>	<b>0</b>	<b>0</b>	<b>0.0</b>	<b>0</b>	<b>0</b>
2019	Chiefs	0	0	0.0	0	0	0	0	0	0.0	0	0
2020	Cowboys	0	0	0.0	0	0	0	0	0	0.0	0	0
2021	Chiefs	0	0	0.0	0	0	0	0	0	0.0	0	0
2022	Chiefs	0	0	0.0	0	0	0	0	0	0.0	0	0
<b>NFL TOTALS</b>		<b>1</b>	<b>9</b>	<b>9.0</b>	<b>9</b>	<b>0</b>	<b>0</b>	<b>0</b>	<b>0</b>	<b>0.0</b>	<b>0</b>	<b>0</b>

## BLAKE BELL'S NFL POSTSEASON RETURN STATISTICS

DATE	TEAM	KICKOFF RETURNS					PUNT RETURNS					
		RET.	YDS.	AVG.	LG	TD	NO.	FC	YDS.	AVG.	LG	TD
2017	Vikings	0	0	0.0	0	0	0	0	0	0.0	0	0
2019	Chiefs	0	0	0.0	0	0	0	0	0	0.0	0	0
2021	Chiefs	0	0	0.0	0	0	0	0	0	0.0	0	0
2022	Chiefs	0	0	0.0	0	0	0	0	0	0.0	0	0
<b>NFL TOTALS</b>		<b>0</b>	<b>0</b>	<b>0.0</b>	<b>0</b>	<b>0</b>	<b>0</b>	<b>0</b>	<b>0</b>	<b>0.0</b>	<b>0</b>	<b>0</b>

## 2022 GAME-BY-GAME REGULAR-SEASON STATISTICS (CHIEFS)

DATE	OPPONENT	P/S	RECEIVING					RUSHING					W/L	SCORE
			NO.	YDS.	AVG.	LG	TD	NO.	YDS.	AVG.	LG	TD		
09/11	at Cardinals												W	44-21
09/15	Chargers												W	27-24
09/25	at Colts												L	17-20
10/02	at Buccaneers												W	41-31
10/10	Raiders												W	30-29
10/16	Bills												L	20-24
10/23	at 49ers												W	44-23
11/06	Titans												W	20-17+
11/13	Jaguars												W	27-17
11/20	at Chargers												W	30-27
11/27	Rams												W	26-10
12/04	at Bengals												L	24-27
12/11	at Broncos												W	34-28
12/18	at Texans												W	30-24+
12/24	Seahawks	S	0	0	0.0	0	0	0	0	0.0	0	0	W	24-10
01/01	Broncos	P	1	17	17.0	17t	1	0	0	0.0	0	0	W	27-24
01/07	at Raiders	P	1	3	3.0	3	0	0	0	0.0	0	0	W	31-13
<b>2022 TOTALS</b>		<b>3-1</b>	<b>2</b>	<b>20</b>	<b>10.0</b>	<b>17T</b>	<b>1</b>	<b>0</b>	<b>0</b>	<b>0.0</b>	<b>0</b>	<b>0</b>	<b>14-3</b>	

+ - Overtime

## 2022 GAME-BY-GAME POSTSEASON STATISTICS (CHIEFS)

DATE	OPPONENT	P/S	RECEIVING					RUSHING					W/L	SCORE
			NO.	YDS.	AVG.	LG	TD	NO.	YDS.	AVG.	LG	TD		
01/21	Jaguars	P	1	4	4.0	4	0	0	0	0.0	0	0	W	27-20
01/29	Bengals												W	23-20
02/12	at Eagles												W	38-35
<b>2022 TOTALS</b>		<b>1-0</b>	<b>1</b>	<b>4</b>	<b>4.0</b>	<b>4</b>	<b>0</b>	<b>0</b>	<b>0</b>	<b>0.0</b>	<b>0</b>	<b>0</b>	<b>3-0</b>	





# UPDATED PLAYER BIOS



## KENDALL BLANTON



**TIGHT END #80**  
**MISSOURI**

**2<sup>ND</sup>** YEAR IN  
THE NFL

**1<sup>ST</sup>** YEAR WITH  
THE CHIEFS

HEIGHT: 6'6"  
WEIGHT: 262 LBS  
DRAFTED: FA-22  
BIRTHDAY: 11/10/95

### KENDALL BLANTON'S NFL REGULAR SEASON RUSHING/RECEIVING STATISTICS

DATE	TEAM	GP	GS	RECEIVING					RUSHING				
				NO.	YDS.	AVG.	LG	TD	NO.	YDS.	AVG.	LG	TD
2019	Rams	1	0	0	0	0.0	0	0	0	0	0.0	0	0
2020	Rams	0	0	0	0	0.0	0	0	0	0	0.0	0	0
2021	Rams	11	2	4	37	9.3	23	0	0	0	0.0	0	0
2022	Chiefs	0	0	0	0	0.0	0	0	0	0	0.0	0	0
Went from <b>Kansas City</b> to <b>L.A. Rams</b> .													
2022	Rams	4	0	2	35	17.5	28	0	0	0	0.0	0	0
2022	<b>TOTAL</b>	<b>4</b>	<b>0</b>	<b>2</b>	<b>35</b>	<b>17.5</b>	<b>28</b>	<b>0</b>	<b>0</b>	<b>0</b>	<b>0.0</b>	<b>0</b>	<b>0</b>
<b>NFL TOTALS</b>		<b>16</b>	<b>2</b>	<b>6</b>	<b>72</b>	<b>12.0</b>	<b>28</b>	<b>0</b>	<b>0</b>	<b>0</b>	<b>0.0</b>	<b>0</b>	<b>0</b>

### KENDALL BLANTON'S NFL POSTSEASON RUSHING/RECEIVING STATISTICS

DATE	TEAM	GP	GS	RECEIVING					RUSHING				
				NO.	YDS.	AVG.	LG	TD	NO.	YDS.	AVG.	LG	TD
2020	Rams	0	0	0	0	0.0	0	0	0	0	0.0	0	0
2021	Rams	4	1	7	75	10.7	20	1	0	0	0.0	0	0
2022	Chiefs	0	0	0	0	0.0	0	0	0	0	0.0	0	0
<b>NFL TOTALS</b>		<b>4</b>	<b>1</b>	<b>7</b>	<b>75</b>	<b>10.7</b>	<b>20</b>	<b>1</b>	<b>0</b>	<b>0</b>	<b>0.0</b>	<b>0</b>	<b>0</b>

### KENDALL BLANTON'S NFL REGULAR SEASON RETURN STATISTICS

DATE	TEAM	KICKOFF RETURNS					PUNT RETURNS						
		RET.	YDS.	AVG.	LG	TD	NO.	FC	YDS.	AVG.	LG	TD	
2019	Rams	0	0	0.0	0	0	0	0	0	0.0	0	0	
2020	Rams	0	0	0.0	0	0	0	0	0	0.0	0	0	
2021	Rams	0	0	0.0	0	0	0	0	0	0.0	0	0	
2022	Chiefs	0	0	0.0	0	0	0	0	0	0.0	0	0	
Went from <b>Kansas City</b> to <b>L.A. Rams</b> .													
2022	Rams	0	0	0.0	0	0	0	0	0	0.0	0	0	
2022	<b>TOTAL</b>	<b>0</b>	<b>0</b>	<b>0.0</b>	<b>0</b>	<b>0</b>	<b>0</b>	<b>0</b>	<b>0</b>	<b>0.0</b>	<b>0</b>	<b>0</b>	
<b>NFL TOTALS</b>		<b>0</b>	<b>0</b>	<b>0.0</b>	<b>0</b>	<b>0</b>	<b>0</b>	<b>0</b>	<b>0</b>	<b>0.0</b>	<b>0</b>	<b>0</b>	

### KENDALL BLANTON'S NFL POSTSEASON RETURN STATISTICS

DATE	TEAM	KICKOFF RETURNS					PUNT RETURNS					
		RET.	YDS.	AVG.	LG	TD	NO.	FC	YDS.	AVG.	LG	TD
2020	Rams	0	0	0.0	0	0	0	0	0	0.0	0	0
2021	Rams	0	0	0.0	0	0	0	0	0	0.0	0	0
2022	Chiefs	0	0	0.0	0	0	0	0	0	0.0	0	0
<b>NFL TOTALS</b>		<b>0</b>	<b>0</b>	<b>0.0</b>	<b>0</b>	<b>0</b>	<b>0</b>	<b>0</b>	<b>0</b>	<b>0.0</b>	<b>0</b>	<b>0</b>



# UPDATED PLAYER BIOS

## 2022 GAME-BY-GAME REGULAR-SEASON STATISTICS (CHIEFS/RAMS)

DATE	OPPONENT	P/S	RECEIVING					RUSHING					W/L	SCORE	
			NO.	YDS.	AVG.	LG	TD	NO.	YDS.	AVG.	LG	TD			
09/11	at Cardinals													W	44-21
09/15	Chargers													W	27-24
Went from <b>Chiefs to Rams.</b>															
09/25	at Cardinals	P	1	28	28.0	28	0	0	0	0.0	0	0	0	W	20-12
10/03	at 49ers	P	1	7	7.0	7	0	0	0	0.0	0	0	L	9-24	
10/09	Cowboys	P	0	0	0.0	0	0	0	0	0.0	0	0	L	10-22	
10/16	Panthers	P	0	0	0.0	0	0	0	0	0.0	0	0	W	24-10	
10/30	49ers												L	14-31	
11/06	at Buccaneers												L	13-16	
11/13	Cardinals												L	17-27	
11/20	at Saints												L	20-27	
Went from <b>Rams to Chiefs.</b>															
11/27	Rams												W	26-10	
12/04	at Bengals												L	24-27	
12/11	at Broncos												W	34-28	
12/18	at Texans												W	30-24+	
12/24	Seahawks												W	24-10	
01/01	Broncos												W	27-24	
01/07	at Raiders												W	31-13	
<b>2022 TOTALS</b>		<b>4-0</b>	<b>2</b>	<b>35</b>	<b>17.5</b>	<b>28</b>	<b>0</b>	<b>0</b>	<b>0</b>	<b>0.0</b>	<b>0</b>	<b>0</b>	<b>0</b>	<b>10-7</b>	

+ - Overtime


## 2022 GAME-BY-GAME POSTSEASON STATISTICS (CHIEFS)

DATE	OPPONENT	P/S	RECEIVING					RUSHING					W/L	SCORE
			NO.	YDS.	AVG.	LG	TD	NO.	YDS.	AVG.	LG	TD		
01/21	Jaguars												W	27-20
01/29	Bengals												W	23-20
02/12	at Eagles												W	38-35
<b>2022 TOTALS</b>		<b>0-0</b>	<b>0</b>	<b>0</b>	<b>0.0</b>	<b>0</b>	<b>0</b>	<b>0</b>	<b>0</b>	<b>0.0</b>	<b>0</b>	<b>0</b>	<b>3-0</b>	



# NICK BOLTON

**LINEBACKER #32**  
**MISSOURI**

**3<sup>RD</sup>** YEAR IN THE NFL

**3<sup>RD</sup>** YEAR WITH THE CHIEFS

HEIGHT: **5'11"**  
WEIGHT: **237 LBS**  
DRAFTED: **D2A-21**  
BIRTHDAY: **3/10/00**

## NICK BOLTON'S NFL REGULAR SEASON DEFENSIVE STATISTICS

DATE	TEAM	GP	GS	TACKLES							INTERCEPTIONS					O. FUMB				ST			MISC				
				TK	S	A	TFL	YDS	SK	YDS	QBH	NO	YDS	LG	TD	PD	FF	FR	TD	YDS	TK	S	A	FF	FR	S	A
2021	Chiefs	16	12	112	70	42	11	11	0.0	0.0	3	0	0	0	3	0	1	1	86	0	0	0	0	0	0	0	0
2022	Chiefs	17	17	180	108	72	9	22	2.0	19.0	7	2	15	15	0	3	1	0	0	0	0	0	0	0	0	0	0
<b>NFL TOTALS</b>		<b>33</b>	<b>29</b>	<b>292</b>	<b>178</b>	<b>114</b>	<b>20</b>	<b>33</b>	<b>2.0</b>	<b>19.0</b>	<b>10</b>	<b>2</b>	<b>15</b>	<b>15</b>	<b>0</b>	<b>6</b>	<b>1</b>	<b>1</b>	<b>86</b>	<b>0</b>	<b>0</b>	<b>0</b>	<b>0</b>	<b>0</b>	<b>0</b>	<b>0</b>	<b>0</b>

## NICK BOLTON'S NFL POSTSEASON DEFENSIVE STATISTICS

DATE	TEAM	GP	GS	TACKLES							INTERCEPTIONS					O. FUMB				ST			MISC				
				TK	S	A	TFL	YDS	SK	YDS	QBH	NO	YDS	LG	TD	PD	FF	FR	TD	YDS	TK	S	A	FF	FR	S	A
2021	Chiefs	3	2	18	10	8	1	0	0.0	0.0	0	0	0	0	0	0	0	0	0	0	0	0	0	0	0	0	0
2022	Chiefs	3	3	23	15	8	0	0	0.0	0.0	0	0	0	0	0	0	2	1	36	0	0	0	0	0	0	0	0
<b>NFL TOTALS</b>		<b>6</b>	<b>5</b>	<b>41</b>	<b>25</b>	<b>16</b>	<b>1</b>	<b>0</b>	<b>0.0</b>	<b>0.0</b>	<b>0</b>	<b>0</b>	<b>0</b>	<b>0</b>	<b>0</b>	<b>0</b>	<b>2</b>	<b>1</b>	<b>36</b>	<b>1</b>	<b>1</b>	<b>0</b>	<b>0</b>	<b>0</b>	<b>0</b>	<b>0</b>	<b>0</b>



# UPDATED PLAYER BIOS

## 2022 GAME-BY-GAME REGULAR-SEASON STATISTICS (CHIEFS)

DATE	OPPONENT	P/S	TACKLES							INTERCEPTIONS					O. FUMB				ST				MISC		W/L	SCORE		
			TK	S	A	SK	YDS	TFL	YDS	QBH	NO	YDS	LG	TD	PD	FF	FR	TD	YDS	TK	S	A	FF	FR			S	A
09/11	at Cardinals	S	10	8	2	0.0	0.0	1	1	0	0	0	0	0	0	0	0	0	0	0	0	0	0	0	0	0	W	44-21
09/15	Chargers	S	10	5	5	0.0	0.0	0	0	0	0	0	0	0	0	0	0	0	0	0	0	0	0	0	0	0	W	27-24
09/25	at Colts	S	9	6	3	2.0	19.0	1	11	2	0	0	0	0	0	0	0	0	0	0	0	0	0	0	0	L	17-20	
10/02	at Buccaneers	S	9	6	3	0.0	0.0	1	2	0	0	0	0	0	0	0	0	0	0	0	0	0	0	0	0	W	41-31	
10/10	Raiders	S	9	7	2	0.0	0.0	0	0	1	0	0	0	0	0	0	0	0	0	0	0	0	0	0	0	W	30-29	
10/16	Bills	S	13	9	4	0.0	0.0	2	2	0	0	0	0	0	0	0	0	0	0	0	0	0	0	0	0	L	20-24	
10/23	at 49ers	S	10	7	3	0.0	0.0	1	1	1	0	0	0	0	0	0	0	0	0	0	0	0	0	0	0	W	44-23	
11/06	Titans	S	3	1	2	0.0	0.0	1	4	0	0	0	0	0	0	0	0	0	0	0	0	0	0	0	0	W	20-17+	
11/13	Jaguars	S	8	5	3	0.0	0.0	1	0	0	0	0	0	0	0	0	0	0	0	0	0	0	0	0	0	W	27-17	
11/20	at Chargers	S	14	10	4	0.0	0.0	0	0	0	1	0	0	0	1	1	0	0	0	0	0	0	0	0	0	W	30-27	
11/27	Rams	S	11	8	3	0.0	0.0	1	1	0	1	15	15	0	1	0	0	0	0	0	0	0	0	0	0	W	26-10	
12/04	at Bengals	S	16	8	8	0.0	0.0	0	0	0	0	0	0	0	0	0	0	0	0	0	0	0	0	0	0	L	24-27	
12/11	at Broncos	S	8	4	4	0.0	0.0	0	0	1	0	0	0	0	0	0	0	0	0	0	0	0	0	0	0	W	34-28	
12/18	at Texans	S	7	4	3	0.0	0.0	0	0	2	0	0	0	0	0	0	0	0	0	0	0	0	0	0	0	W	30-24+	
12/24	Seahawks	S	18	8	10	0.0	0.0	0	0	0	0	0	0	0	0	0	0	0	0	0	0	0	0	0	0	W	24-10	
01/01	Broncos	S	9	4	5	0.0	0.0	0	0	0	0	0	0	0	1	0	0	0	0	0	0	0	0	0	0	W	27-24	
01/07	at Raiders	S	16	8	8	0.0	0.0	0	0	0	0	0	0	0	0	0	0	0	0	0	0	0	0	0	0	W	31-13	
<b>2022 TOTALS</b>			<b>17-17</b>	<b>180</b>	<b>108</b>	<b>72</b>	<b>2.0</b>	<b>19.0</b>	<b>9</b>	<b>22</b>	<b>7</b>	<b>2</b>	<b>15</b>	<b>15</b>	<b>0</b>	<b>3</b>	<b>1</b>	<b>0</b>	<b>0</b>	<b>0</b>	<b>0</b>	<b>0</b>	<b>0</b>	<b>0</b>	<b>0</b>	<b>14-3</b>		


+ - Overtime

## 2022 GAME-BY-GAME POSTSEASON STATISTICS (CHIEFS)

DATE	OPPONENT	P/S	TACKLES							INTERCEPTIONS					O. FUMB				ST				MISC		W/L	SCORE		
			TK	S	A	SK	YDS	TFL	YDS	QBH	NO	YDS	LG	TD	PD	FF	FR	TD	YDS	TK	S	A	FF	FR			S	A
01/21	Jaguars	S	10	6	4	0.0	0.0	0	0	0	0	0	0	0	0	0	1	0	0	0	0	0	0	0	0	0	W	27-20
01/29	Bengals	S	4	1	3	0.0	0.0	0	0	0	0	0	0	0	0	0	0	0	0	0	0	0	0	0	0	0	W	23-20
02/12	at Eagles	S	9	8	1	0.0	0.0	0	0	0	0	0	0	0	0	1	1	36	0	0	0	0	0	0	0	W	38-35	
<b>2022 TOTALS</b>			<b>3-3</b>	<b>23</b>	<b>15</b>	<b>8</b>	<b>0.0</b>	<b>0.0</b>	<b>0</b>	<b>0</b>	<b>0</b>	<b>0</b>	<b>0</b>	<b>0</b>	<b>0</b>	<b>0</b>	<b>2</b>	<b>1</b>	<b>36</b>	<b>0</b>	<b>0</b>	<b>0</b>	<b>0</b>	<b>0</b>	<b>0</b>	<b>0</b>	<b>3-0</b>	



# DICAPRIO BOOTLE



**CORNERBACK #30**  
**NEBRASKA**

**1<sup>ST</sup>** YEAR IN THE NFL

**1<sup>ST</sup>** YEAR WITH THE CHIEFS

HEIGHT: 5'10"  
WEIGHT: 180 LBS  
DRAFTED: CFA-21  
BIRTHDAY: 9/17/97

## DICAPRIO BOOTLE'S NFL REGULAR SEASON DEFENSIVE STATISTICS

DATE	TEAM	GP	GS	TACKLES							INTERCEPTIONS					O. FUMB				ST				MISC		
				TK	S	A	TFL	YDS	SK	YDS	QBH	NO	YDS	LG	TD	PD	FF	FR	TD	YDS	TK	S	A	FF	FR	S
2021	Chiefs	3	0	7	5	2	0	0	0.0	0.0	0	0	0	0	0	0	0	0	0	1	1	0	0	0	0	0
2022	Chiefs	4	0	1	0	1	0	0	0.0	0.0	0	0	0	0	0	0	0	0	0	2	1	1	0	0	0	0
<b>NFL TOTALS</b>		<b>7</b>	<b>0</b>	<b>8</b>	<b>5</b>	<b>3</b>	<b>0</b>	<b>0</b>	<b>0.0</b>	<b>0.0</b>	<b>0</b>	<b>0</b>	<b>0</b>	<b>0</b>	<b>0</b>	<b>0</b>	<b>0</b>	<b>0</b>	<b>0</b>	<b>3</b>	<b>2</b>	<b>1</b>	<b>0</b>	<b>0</b>	<b>0</b>	<b>0</b>

## DICAPRIO BOOTLE'S NFL POSTSEASON DEFENSIVE STATISTICS

DATE	TEAM	GP	GS	TACKLES							INTERCEPTIONS					O. FUMB				ST				MISC		
				TK	S	A	TFL	YDS	SK	YDS	QBH	NO	YDS	LG	TD	PD	FF	FR	TD	YDS	TK	S	A	FF	FR	S
2021	Chiefs	0	0	0	0	0	0	0	0.0	0.0	0	0	0	0	0	0	0	0	0	0	0	0	0	0	0	0
2022	Chiefs	0	0	0	0	0	0	0	0.0	0.0	0	0	0	0	0	0	0	0	0	0	0	0	0	0	0	0
<b>NFL TOTALS</b>		<b>0</b>	<b>0</b>	<b>0</b>	<b>0</b>	<b>0</b>	<b>0</b>	<b>0</b>	<b>0.0</b>	<b>0.0</b>	<b>0</b>	<b>0</b>	<b>0</b>	<b>0</b>	<b>0</b>	<b>0</b>	<b>0</b>	<b>0</b>	<b>0</b>	<b>0</b>	<b>0</b>	<b>0</b>	<b>0</b>	<b>0</b>	<b>0</b>	<b>0</b>



# UPDATED PLAYER BIOS

## 2022 GAME-BY-GAME REGULAR-SEASON STATISTICS (CHIEFS)

DATE	OPPONENT	P/S	TACKLES							INTERCEPTIONS					O. FUMB				ST				MISC		W/L	SCORE			
			TK	S	A	SK	YDS	TFL	YDS	QBH	NO	YDS	LG	TD	PD	FF	FR	TD	YDS	TK	S	A	FF	FR			S	A	
09/11	at Cardinals		PRACTICE SQUAD																						W	44-21			
09/15	Chargers	P	0	0	0	0.0	0.0	0	0	0	0	0	0	0	0	0	0	0	0	1	0	1	0	0	0	0	0	W	27-24
09/25	at Colts	P	0	0	0	0.0	0.0	0	0	0	0	0	0	0	0	0	0	0	1	1	0	0	0	0	0	0	L	17-20	
10/02	at Buccaneers		PRACTICE SQUAD																						W	41-31			
10/10	Raiders		PRACTICE SQUAD																						W	30-29			
10/16	Bills	P	0	0	0	0.0	0.0	0	0	0	0	0	0	0	0	0	0	0	0	0	0	0	0	0	0	0	L	20-24	
10/23	at 49ers	P	1	0	1	0.0	0.0	0	0	0	0	0	0	0	0	0	0	0	0	0	0	0	0	0	0	0	W	44-23	
11/06	Titans		PRACTICE SQUAD																						W	20-17+			
11/13	Jaguars		PRACTICE SQUAD																						W	27-17			
11/20	at Chargers		PRACTICE SQUAD																						W	30-27			
11/27	Rams		PRACTICE SQUAD																						W	26-10			
12/04	at Bengals		PRACTICE SQUAD																						L	24-27			
12/11	at Broncos		PRACTICE SQUAD																						W	34-28			
12/18	at Texans		PRACTICE SQUAD																						W	30-24+			
12/24	Seahawks		PRACTICE SQUAD																						W	24-10			
01/01	Broncos		PRACTICE SQUAD																						W	27-24			
01/07	at Raiders		PRACTICE SQUAD																						W	31-13			
<b>2022 TOTALS</b>		<b>4-0</b>	<b>1</b>	<b>0</b>	<b>1</b>	<b>0.0</b>	<b>0.0</b>	<b>0</b>	<b>0</b>	<b>0</b>	<b>0</b>	<b>0</b>	<b>0</b>	<b>0</b>	<b>0</b>	<b>0</b>	<b>0</b>	<b>0</b>	<b>2</b>	<b>1</b>	<b>1</b>	<b>0</b>	<b>0</b>	<b>0</b>	<b>0</b>	<b>0</b>	<b>0</b>	<b>0</b>	<b>14-3</b>

+ - Overtime

## 2022 GAME-BY-GAME POSTSEASON STATISTICS (CHIEFS)

DATE	OPPONENT	P/S	TACKLES							INTERCEPTIONS					O. FUMB				ST				MISC		W/L	SCORE			
			TK	S	A	SK	YDS	TFL	YDS	QBH	NO	YDS	LG	TD	PD	FF	FR	TD	YDS	TK	S	A	FF	FR			S	A	
01/21	Jaguars		PRACTICE SQUAD																						W	27-20			
01/29	Bengals		PRACTICE SQUAD																						W	23-20			
02/12	at Eagles		PRACTICE SQUAD																						W	38-35			
<b>2022 TOTALS</b>			<b>0</b>	<b>0</b>	<b>0</b>	<b>0.0</b>	<b>0.0</b>	<b>0</b>	<b>0</b>	<b>0</b>	<b>0</b>	<b>0</b>	<b>0</b>	<b>0</b>	<b>0</b>	<b>0</b>	<b>0</b>	<b>0</b>	<b>0</b>	<b>0</b>	<b>0</b>	<b>0</b>	<b>0</b>	<b>0</b>	<b>0</b>	<b>0</b>	<b>0</b>	<b>0</b>	<b>3-0</b>



# EKOW BOYE-DOE

**CORNERBACK #40**  
**KANSAS STATE**

**ROOKIE**

**HEIGHT:** 6'0"  
**WEIGHT:** 177 LBS  
**DRAFTED:** CFA-23  
**BIRTHDAY:** 11/4/99



# UPDATED PLAYER BIOS



## SHANE BUECHELE



**QUARTERBACK #12**  
**SMU**

**1<sup>ST</sup>** YEAR IN THE NFL

**1<sup>ST</sup>** YEAR WITH THE CHIEFS

HEIGHT: 6'0"  
WEIGHT: 210 LBS  
DRAFTED: CFA-21  
BIRTHDAY: 1/8/98

### SHANE BUECHELE'S NFL REGULAR SEASON PASSING STATISTICS

DATE	TEAM	GP	GS	ATT.	CMP.	PCT.	YDS	AVG.	TD	INT.	LG	SK	LST	RATE
2021	Chiefs	0	0	0	0	0.0	0	0.0	0	0	0	0	0	0.0
2022	Chiefs	0	0	0	0	0.0	0	0.0	0	0	0	0	0	0.0
<b>TOTALS</b>		<b>0</b>	<b>0</b>	<b>0</b>	<b>0</b>	<b>0.0</b>	<b>0</b>	<b>0.0</b>	<b>0</b>	<b>0</b>	<b>0</b>	<b>0</b>	<b>0</b>	<b>0.0</b>

### SHANE BUECHELE'S NFL POSTSEASON PASSING STATISTICS

DATE	TEAM	GP	GS	ATT.	CMP.	PCT.	YDS	AVG.	TD	INT.	LG	SK	LST	RATE
2021	Chiefs	0	0	0	0	0.0	0	0.0	0	0	0	0	0	0.0
2022	Chiefs	0	0	0	0	0.0	0	0.0	0	0	0	0	0	0.0
<b>TOTALS</b>		<b>0</b>	<b>0</b>	<b>0</b>	<b>0</b>	<b>0.0</b>	<b>0</b>	<b>0.0</b>	<b>0</b>	<b>0</b>	<b>0</b>	<b>0</b>	<b>0</b>	<b>0.0</b>

### SHANE BUECHELE'S NFL REGULAR SEASON RUSHING STATISTICS

DATE	TEAM	NO.	YDS.	AVG.	LG	TD
2021	Chiefs	0	0	0.0	0	0
2022	Chiefs	0	0	0.0	0	0
<b>TOTALS</b>		<b>0</b>	<b>0</b>	<b>0.0</b>	<b>0</b>	<b>0</b>

### SHANE BUECHELE'S NFL POSTSEASON RUSHING STATISTICS

DATE	TEAM	NO.	YDS.	AVG.	LG	TD
2021	Chiefs	0	0	0.0	0	0
2022	Chiefs	0	0	0.0	0	0
<b>TOTALS</b>		<b>0</b>	<b>0</b>	<b>0.0</b>	<b>0</b>	<b>0</b>

### SHANE BUECHELE'S NFL REGULAR SEASON PASSING/RUSHING STATISTICS

DATE	TEAM	GP	GS	PASSING										RUSHING					
				ATT.	CMP.	PCT.	YDS	AVG.	TD	INT.	LG	SK	LST	RATE	NO.	YDS.	AVG.	LG	TD
2021	Chiefs	0	0	0	0	0.0	0	0.0	0	0	0	0	0	0.0	0	0	0.0	0	0
2022	Chiefs	0	0	0	0	0.0	0	0.0	0	0	0	0	0	0.0	0	0	0.0	0	0
<b>TOTALS</b>		<b>0</b>	<b>0</b>	<b>0</b>	<b>0</b>	<b>0.0</b>	<b>0</b>	<b>0.0</b>	<b>0</b>	<b>0</b>	<b>0</b>	<b>0</b>	<b>0</b>	<b>0.0</b>	<b>0</b>	<b>0</b>	<b>0.0</b>	<b>0</b>	<b>0</b>

### SHANE BUECHELE'S NFL POSTSEASON PASSING/RUSHING STATISTICS

DATE	TEAM	GP	GS	PASSING										RUSHING					
				ATT.	CMP.	PCT.	YDS	AVG.	TD	INT.	LG	SK	LST	RATE	NO.	YDS.	AVG.	LG	TD
2021	Chiefs	0	0	0	0	0.0	0	0.0	0	0	0	0	0	0.0	0	0	0.0	0	0
2022	Chiefs	0	0	0	0	0.0	0	0.0	0	0	0	0	0	0.0	0	0	0.0	0	0
<b>TOTALS</b>		<b>0</b>	<b>0</b>	<b>0</b>	<b>0</b>	<b>0.0</b>	<b>0</b>	<b>0.0</b>	<b>0</b>	<b>0</b>	<b>0</b>	<b>0</b>	<b>0</b>	<b>0.0</b>	<b>0</b>	<b>0</b>	<b>0.0</b>	<b>0</b>	<b>0</b>

# UPDATED PLAYER BIOS

## 2022 GAME-BY-GAME REGULAR-SEASON STATISTICS (CHIEFS)

DATE	OPPONENT	P/S	PASSING											RUSHING				W/L	SCORE					
			ATT	CMP	YDS	PCT	Y/A	Y/C	TD	INT	LG	SK/YD	RATE	ATT	YDS	LG	TD							
09/11	at Cardinals																					W	44-21	
09/15	Chargers																						W	27-24
09/25	at Colts																						L	17-20
10/02	at Buccaneers																						W	41-31
10/10	Raiders																						W	30-29
10/16	Bills																						L	20-24
10/23	at 49ers																						W	44-23
11/06	Titans																						W	20-17+
11/13	Jaguars																						W	27-17
11/20	at Chargers																						W	30-27
11/27	Rams																						W	26-10
12/04	at Bengals																						L	24-27
12/11	at Broncos																						W	34-28
12/18	at Texans																						W	30-24+
12/24	Seahawks																						W	24-10
01/01	Broncos																						W	27-24
01/07	at Raiders																						W	31-13
<b>2022 TOTALS</b>		<b>0-0</b>	<b>0</b>	<b>0</b>	<b>0</b>	<b>0.0</b>	<b>0.0</b>	<b>0.0</b>	<b>0</b>	<b>0</b>	<b>0</b>	<b>0</b>	<b>0</b>	<b>0</b>	<b>0</b>	<b>0</b>	<b>0</b>	<b>0</b>	<b>0</b>	<b>0</b>	<b>0</b>	<b>0</b>	<b>14-3</b>	

+ - Overtime


## 2022 GAME-BY-GAME POSTSEASON STATISTICS (CHIEFS)

DATE	OPPONENT	P/S	PASSING											RUSHING				W/L	SCORE					
			ATT	CMP	YDS	PCT	Y/A	Y/C	TD	INT	LG	SK/YD	RATE	ATT	YDS	LG	TD							
01/21	Jaguars																						W	27-20
01/29	Bengals																						W	23-20
02/12	at Eagles																						W	38-35
<b>2022 TOTALS</b>		<b>0-0</b>	<b>0</b>	<b>0</b>	<b>0</b>	<b>0.0</b>	<b>0.0</b>	<b>0.0</b>	<b>0</b>	<b>0</b>	<b>0</b>	<b>0</b>	<b>0</b>	<b>0</b>	<b>0</b>	<b>0</b>	<b>0</b>	<b>0</b>	<b>0</b>	<b>0</b>	<b>0</b>	<b>0</b>	<b>3-0</b>	



**DEON  
BUSH**

**SAFETY #26**  
**MIAMI (FLA.)**



**8<sup>TH</sup>** YEAR IN THE NFL

**2<sup>ND</sup>** YEAR WITH THE CHIEFS

HEIGHT: 6'0"  
WEIGHT: 200 LBS  
DRAFTED: FA-22  
BIRTHDAY: 8/14/93

## DEON BUSH'S NFL REGULAR SEASON DEFENSIVE STATISTICS

DATE	TEAM	GP	GS	TACKLES							INTERCEPTIONS					O. FUMB				ST			MISC				
				TK	S	A	TFL	YDS	SK	YDS	QBH	NO	YDS	LG	TD	PD	FF	FR	TD	YDS	TK	S	A	FF	FR	S	A
2016	Bears	11	6	21	16	5	0	0	0.0	0.0	0	0	0	0	0	1	0	0	0	0	1	1	0	0	0	0	0
2017	Bears	13	0	3	1	2	0	0	0.0	0.0	0	0	0	0	0	0	0	0	0	0	0	3	3	0	0	0	0
2018	Bears	15	2	6	6	0	1	7	1.0	7.0	1	0	0	0	0	0	1	0	0	0	2	2	0	0	0	0	
2019	Bears	15	0	6	6	0	0	0	0.0	0.0	0	0	0	0	0	2	0	0	0	0	2	2	0	0	0	0	
2020	Bears	12	0	1	1	0	0	0	0.0	0.0	0	1	10	10	0	2	0	0	0	0	4	4	0	0	0	0	
2021	Bears	14	4	31	23	8	0	0	0.0	0.0	0	2	42	27	0	5	0	0	0	0	9	8	1	0	0	0	
2022	Chiefs	16	0	4	3	1	0	0	0.0	0.0	0	0	0	0	0	1	0	0	0	0	7	3	4	0	0	0	
<b>NFL TOTALS</b>		<b>96</b>	<b>12</b>	<b>72</b>	<b>56</b>	<b>16</b>	<b>1</b>	<b>7</b>	<b>1.0</b>	<b>7.0</b>	<b>1</b>	<b>3</b>	<b>52</b>	<b>27</b>	<b>0</b>	<b>11</b>	<b>1</b>	<b>0</b>	<b>0</b>	<b>0</b>	<b>28</b>	<b>23</b>	<b>5</b>	<b>0</b>	<b>0</b>	<b>0</b>	



# UPDATED PLAYER BIOS

## DEON BUSH'S NFL POSTSEASON DEFENSIVE STATISTICS

DATE	TEAM	GP	GS	TACKLES							INTERCEPTIONS					O. FUMB				ST				MISC			
				TK	S	A	TFL	YDS	SK	YDS	QBH	NO	YDS	LG	TD	PD	FF	FR	TD	YDS	TK	S	A	FF	FR	S	A
2018	Bears	1	1	3	3	0	0	0	0.0	0.0	0	0	0	0	0	0	0	0	0	0	0	0	0	0	0	0	0
2020	Bears	1	0	0	0	0	0	0	0.0	0.0	0	0	0	0	0	0	0	0	0	0	0	0	0	0	0	0	
2022	Chiefs	3	0	0	0	0	0	0	0.0	0.0	0	0	0	0	0	0	0	0	0	0	0	1	1	0	0	0	
<b>NFL TOTALS</b>		<b>5</b>	<b>1</b>	<b>3</b>	<b>3</b>	<b>0</b>	<b>0</b>	<b>0</b>	<b>0.0</b>	<b>0.0</b>	<b>0</b>	<b>0</b>	<b>0</b>	<b>0</b>	<b>0</b>	<b>0</b>	<b>0</b>	<b>0</b>	<b>0</b>	<b>0</b>	<b>0</b>	<b>1</b>	<b>1</b>	<b>0</b>	<b>0</b>	<b>0</b>	


## 2022 GAME-BY-GAME REGULAR-SEASON STATISTICS (CHIEFS)

DATE	OPPONENT	P/S	TACKLES							INTERCEPTIONS					O. FUMB				ST				MISC		W/L	SCORE																	
			TK	S	A	SK	YDS	TFL	YDS	QBH	NO	YDS	LG	TD	PD	FF	FR	TD	YDS	TK	S	A	FF	FR			S	A															
09/11	at Cardinals	P	2	2	0	0.0	0.0	0	0	0	0	0	0	0	0	0	0	0	0	0	0	0	0	0	0	0	W	44-21															
09/15	Chargers	P	0	0	0	0.0	0.0	0	0	0	0	0	0	0	0	0	0	0	0	0	0	0	0	0	0	W	27-24																
09/25	at Colts	P	0	0	0	0.0	0.0	0	0	0	0	0	0	0	0	0	0	0	0	0	0	0	0	0	0	L	17-20																
10/02	at Buccaneers	P	0	0	0	0.0	0.0	0	0	0	0	0	0	0	0	0	0	0	0	0	0	0	0	0	0	W	41-31																
10/10	Raiders	P	1	0	1	0.0	0.0	0	0	0	0	0	0	0	0	0	0	0	0	0	0	0	0	0	0	W	30-29																
10/16	Bills	P	0	0	0	0.0	0.0	0	0	0	0	0	0	0	0	0	0	0	0	0	0	0	0	0	0	L	20-24																
10/23	at 49ers	P	1	1	0	0.0	0.0	0	0	0	0	0	0	0	0	0	0	0	0	0	0	0	0	0	0	W	44-23																
11/06	Titans	P	0	0	0	0.0	0.0	0	0	0	0	0	0	0	0	0	0	0	0	0	0	0	0	0	0	W	20-17+																
11/13	Jaguars	P	0	0	0	0.0	0.0	0	0	0	0	0	0	0	0	0	0	0	0	0	0	0	0	0	0	W	27-17																
11/20	at Chargers	P	0	0	0	0.0	0.0	0	0	0	0	0	0	0	0	0	0	0	0	0	0	0	0	0	0	W	30-27																
11/27	Rams	P	0	0	0	0.0	0.0	0	0	0	0	0	0	0	0	0	0	0	0	0	0	0	0	0	0	W	26-10																
12/04	at Bengals		INACTIVE																																							L	24-27
12/11	at Broncos	P	0	0	0	0.0	0.0	0	0	0	0	0	0	0	0	0	0	0	0	0	0	0	0	0	0	0	W	34-28															
12/18	at Texans	P	0	0	0	0.0	0.0	0	0	0	0	0	0	0	0	0	0	0	0	0	0	0	0	0	0	0	W	30-24+															
12/24	Seahawks	P	0	0	0	0.0	0.0	0	0	0	0	0	0	0	0	0	0	0	0	0	0	0	0	0	0	0	W	24-10															
01/01	Broncos	P	0	0	0	0.0	0.0	0	0	0	0	0	0	0	0	0	0	0	0	0	0	0	0	0	0	0	W	27-24															
01/07	at Raiders	P	0	0	0	0.0	0.0	0	0	0	0	0	0	0	0	0	0	0	0	0	0	0	0	0	0	0	W	31-13															
<b>2022 TOTALS</b>		<b>16-0</b>	<b>4</b>	<b>3</b>	<b>1</b>	<b>0.0</b>	<b>0.0</b>	<b>0</b>	<b>0</b>	<b>0</b>	<b>0</b>	<b>0</b>	<b>0</b>	<b>0</b>	<b>0</b>	<b>0</b>	<b>0</b>	<b>0</b>	<b>0</b>	<b>0</b>	<b>0</b>	<b>0</b>	<b>0</b>	<b>0</b>	<b>0</b>	<b>0</b>	<b>14-3</b>																

+ - Overtime


## 2022 GAME-BY-GAME POSTSEASON STATISTICS (CHIEFS)

DATE	OPPONENT	P/S	TACKLES							INTERCEPTIONS					O. FUMB				ST				MISC		W/L	SCORE		
			TK	S	A	SK	YDS	TFL	YDS	QBH	NO	YDS	LG	TD	PD	FF	FR	TD	YDS	TK	S	A	FF	FR			S	A
01/21	Jaguars	P	0	0	0	0.0	0.0	0	0	0	0	0	0	0	0	0	0	0	0	0	0	0	0	0	0	0	W	27-20
01/29	Bengals	P	0	0	0	0.0	0.0	0	0	0	0	0	0	0	0	0	0	0	0	0	0	0	0	0	0	0	W	23-20
02/12	at Eagles	P	0	0	0	0.0	0.0	0	0	0	0	0	0	0	0	0	0	0	0	0	0	0	0	0	0	0	W	38-35
<b>2022 TOTALS</b>		<b>3-0</b>	<b>0</b>	<b>0</b>	<b>0</b>	<b>0.0</b>	<b>0.0</b>	<b>0</b>	<b>0</b>	<b>0</b>	<b>0</b>	<b>0</b>	<b>0</b>	<b>0</b>	<b>0</b>	<b>0</b>	<b>0</b>	<b>0</b>	<b>0</b>	<b>0</b>	<b>0</b>	<b>0</b>	<b>0</b>	<b>0</b>	<b>0</b>	<b>0</b>	<b>3-0</b>	



# MATT BUSHMAN

**TIGHT END #49**  
BYU



**1<sup>ST</sup>** YEAR IN THE NFL

**1<sup>ST</sup>** YEAR WITH THE CHIEFS

HEIGHT: 6'5"  
WEIGHT: 245 LBS  
DRAFTED: FA-22  
BIRTHDAY: 11/3/95

## MATT BUSHMAN'S NFL REGULAR SEASON RUSHING/RECEIVING STATISTICS

DATE	TEAM	GP	GS	RECEIVING					RUSHING				
				NO.	YDS.	AVG.	LG	TD	NO.	YDS.	AVG.	LG	TD
2021	Raiders	2	0	0	0	0.0	0	0	0	0	0	0	0
2022	Chiefs	0	0	0	0	0.0	0	0	0	0	0	0	0
<b>NFL TOTALS</b>		<b>2</b>	<b>0</b>	<b>0</b>	<b>0</b>	<b>0.0</b>	<b>0</b>	<b>0</b>	<b>0</b>	<b>0</b>	<b>0</b>	<b>0.0</b>	<b>0</b>

# UPDATED PLAYER BIOS

## MATT BUSHMAN'S NFL POSTSEASON RUSHING/RECEIVING STATISTICS

DATE	TEAM	GP	GS	RECEIVING					RUSHING				
				NO.	YDS.	AVG.	LG	TD	NO.	YDS.	AVG.	LG	TD
2021	Chiefs	0	0	0	0	0.0	0	0	0	0	0.0	0	0
2022	Chiefs	0	0	0	0	0.0	0	0	0	0	0.0	0	0
<b>NFL TOTALS</b>		<b>0</b>	<b>0</b>	<b>0</b>	<b>0</b>	<b>0.0</b>	<b>0</b>	<b>0</b>	<b>0</b>	<b>0</b>	<b>0.0</b>	<b>0</b>	<b>0</b>

## MATT BUSHMAN'S NFL REGULAR SEASON RETURN STATISTICS

DATE	TEAM	KICKOFF RETURNS					PUNT RETURNS					
		RET.	YDS.	AVG.	LG	TD	NO.	FC	YDS.	AVG.	LG	TD
2021	Raiders	0	0	0.0	0	0	0	0	0	0.0	0	0
2022	Chiefs	0	0	0.0	0	0	0	0	0	0.0	0	0
<b>NFL TOTALS</b>		<b>0</b>	<b>0</b>	<b>0.0</b>	<b>0</b>	<b>0</b>	<b>0</b>	<b>0</b>	<b>0</b>	<b>0.0</b>	<b>0</b>	<b>0</b>

## MATT BUSHMAN'S NFL POSTSEASON RETURN STATISTICS

DATE	TEAM	KICKOFF RETURNS					PUNT RETURNS					
		RET.	YDS.	AVG.	LG	TD	NO.	FC	YDS.	AVG.	LG	TD
2021	Chiefs	0	0	0.0	0	0	0	0	0	0.0	0	0
2022	Chiefs	0	0	0.0	0	0	0	0	0	0.0	0	0
<b>NFL TOTALS</b>		<b>0</b>	<b>0</b>	<b>0.0</b>	<b>0</b>	<b>0</b>	<b>0</b>	<b>0</b>	<b>0</b>	<b>0.0</b>	<b>0</b>	<b>0</b>

## 2022 GAME-BY-GAME REGULAR-SEASON STATISTICS (CHIEFS)

DATE	OPPONENT	P/S	RECEIVING					RUSHING					W/L	SCORE	
			NO.	YDS.	AVG.	LG	TD	NO.	YDS.	AVG.	LG	TD			
09/11	at Cardinals												W	44-21	
09/15	Chargers												W	27-24	
09/25	at Colts												L	17-20	
10/02	at Buccaneers												W	41-31	
10/10	Raiders												W	30-29	
10/16	Bills												L	20-24	
10/23	at 49ers												W	44-23	
11/06	Titans												W	20-17+	
11/13	Jaguars												W	27-17	
11/20	at Chargers												W	30-27	
11/27	Rams												W	26-10	
12/04	at Bengals												L	24-27	
12/11	at Broncos												W	34-28	
12/18	at Texans												W	30-24+	
12/24	Seahawks												W	24-10	
01/01	Broncos												W	27-24	
01/07	at Raiders												W	31-13	
<b>2022 TOTALS</b>		<b>0-0</b>	<b>0</b>	<b>0</b>	<b>0.0</b>	<b>0</b>	<b>0</b>	<b>0</b>	<b>0</b>	<b>0</b>	<b>0.0</b>	<b>0</b>	<b>0</b>	<b>14-3</b>	

+ - Overtime

## 2022 GAME-BY-GAME POSTSEASON STATISTICS (CHIEFS)

DATE	OPPONENT	P/S	RECEIVING					RUSHING					W/L	SCORE
			NO.	YDS.	AVG.	LG	TD	NO.	YDS.	AVG.	LG	TD		
01/21	Jaguars												W	27-20
01/29	Bengals												W	23-20
02/12	at Eagles												W	38-35
<b>2022 TOTALS</b>		<b>0-0</b>	<b>0</b>	<b>0</b>	<b>0.0</b>	<b>0</b>	<b>0</b>	<b>0</b>	<b>0</b>	<b>0.0</b>	<b>0</b>	<b>0</b>	<b>3-0</b>	





# UPDATED PLAYER BIOS



## HARRISON BUTKER



**KICKER #7**  
**GEORGIA TECH**

**7TH** YEAR IN THE NFL

**7TH** YEAR WITH THE CHIEFS

HEIGHT: 6'4"  
WEIGHT: 199 LBS  
DRAFTED: FA-17  
BIRTHDAY: 7/14/95

### HARRISON BUTKER'S NFL REGULAR SEASON KICKING STATISTICS

DATE	TEAM	GP	FGM	FGA	PCT.	LG	XP	XPA	PCT.	BLK	PTS
2017	Panthers	0	0	0	0.0	0	0	0	0.0	0	0
Went from Carolina to Kansas City.											
2017	Chiefs	13	38	42	90.5	53	28	28	100.0	0	142
<b>2017</b>	<b>TOTAL</b>	<b>13</b>	<b>38</b>	<b>42</b>	<b>90.5</b>	<b>53</b>	<b>28</b>	<b>28</b>	<b>100.0</b>	<b>0</b>	<b>142</b>
2018	Chiefs	16	24	27	88.9	54	65	69	94.2	0	137
2019	Chiefs	16	34	38	89.5	56	45	48	93.8	1	147
2020	Chiefs	16	25	27	92.6	58	48	54	88.9	0	123
2021	Chiefs	16	25	28	89.3	56	47	49	95.9	0	122
2022	Chiefs	13	18	24	75.0	62	38	41	92.7	1	92
<b>NFL TOTALS</b>		<b>90</b>	<b>164</b>	<b>186</b>	<b>88.2</b>	<b>62</b>	<b>271</b>	<b>289</b>	<b>93.8</b>	<b>2</b>	<b>763</b>

### HARRISON BUTKER'S NFL POSTSEASON KICKING STATISTICS

DATE	TEAM	GP	FGM	FGA	PCT.	LG	XP	XPA	PCT.	BLK	PTS
2017	Chiefs	1	0	1	0.0	0	3	3	100.0	0	3
2018	Chiefs	2	2	2	100.0	39	8	8	100.0	0	14
2019	Chiefs	3	2	2	100.0	31	15	16	93.8	0	21
2020	Chiefs	3	7	8	87.5	52	6	7	85.7	0	27
2021	Chiefs	3	4	5	80.0	49	12	13	92.3	0	24
2022	Chiefs	3	6	7	85.7	50	10	10	100.0	0	28
<b>NFL TOTALS</b>		<b>15</b>	<b>21</b>	<b>25</b>	<b>84.0</b>	<b>52</b>	<b>54</b>	<b>57</b>	<b>94.7</b>	<b>0</b>	<b>117</b>

### HARRISON BUTKER'S NFL REGULAR SEASON FIELD-GOAL ACCURACY STATISTICS

DATE	TEAM	1-19	PCT.	20-29	PCT.	30-39	PCT.	40-49	PCT.	50+	PCT.
2017	Panthers	0-0	0.0	0-0	0.0	0-0	0.0	0-0	0.0	0-0	0.0
Went from Carolina to Kansas City.											
2017	Chiefs	0-0	0.0	8-8	100.0	16-17	94.1	10-12	83.3	4-5	80.0
<b>2017</b>	<b>TOTAL</b>	<b>0-0</b>	<b>0.0</b>	<b>8-8</b>	<b>100.0</b>	<b>16-17</b>	<b>94.1</b>	<b>10-12</b>	<b>83.3</b>	<b>4-5</b>	<b>80.0</b>
2018	Chiefs	0-0	0.0	9-9	100.0	7-7	100.0	6-7	85.7	2-4	50.0
2019	Chiefs	0-0	0.0	9-9	100.0	9-10	90.0	13-13	100.0	3-6	50.0
2020	Chiefs	2-2	100.0	7-7	100.0	9-9	100.0	3-5	60.0	4-4	100.0
2021	Chiefs	0-0	0.0	3-3	100.0	11-11	100.0	4-5	80.0	7-9	77.8
2022	Chiefs	0-0	0.0	7-7	100.0	4-5	80.0	4-5	80.0	3-7	42.9
<b>NFL TOTALS</b>		<b>2-2</b>	<b>100.0</b>	<b>43-43</b>	<b>100.0</b>	<b>56-59</b>	<b>94.9</b>	<b>40-47</b>	<b>85.1</b>	<b>23-35</b>	<b>65.7</b>



# UPDATED PLAYER BIOS

## HARRISON BUTKER'S NFL POSTSEASON FIELD-GOAL ACCURACY STATISTICS

DATE	TEAM	1-19	PCT.	20-29	PCT.	30-39	PCT.	40-49	PCT.	50+	PCT.
2017	Chiefs	0-0	0.0	0-0	0.0	0-0	0.0	0-1	0.0	0-0	0.0
2018	Chiefs	0-0	0.0	0-0	0.0	2-2	100.0	0-0	0.0	0-0	0.0
2019	Chiefs	0-0	0.0	1-1	100.0	1-1	100.0	0-0	0.0	0-0	0.0
2020	Chiefs	0-0	0.0	1-1	100.0	2-3	66.7	2-2	100.0	2-2	100.0
2021	Chiefs	0-0	0.0	1-1	100.0	1-1	100.0	2-2	100.0	0-1	0.0
2022	Chiefs	0-0	0.0	2-2	100.0	0-0	0.0	2-3	66.7	2-2	100.0
<b>NFL TOTALS</b>		<b>0-0</b>	<b>0.0</b>	<b>5-5</b>	<b>100.0</b>	<b>6-7</b>	<b>85.7</b>	<b>6-8</b>	<b>75.0</b>	<b>4-5</b>	<b>80.0</b>

## 2022 GAME-BY-GAME REGULAR-SEASON STATISTICS (CHIEFS)

DATE	OPPONENT		FIELD GOALS				EXTRA POINTS				PTS	W/L	SCORE
			FGM	FGA	PCT	LG	XP	XPA	PCT	BLK			
09/11	at Cardinals	P	1	1	100.0	54	4	4	100.0	0	7	W	44-21
09/15	Chargers						INACTIVE					W	27-24
09/25	at Colts						INACTIVE					L	17-20
10/02	at Buccaneers						INACTIVE					W	41-31
10/10	Raiders						INACTIVE					W	30-29
10/16	Bills	P	2	3	66.7	62	2	2	100.0	0	8	L	20-24
10/23	at 49ers	P	0	1	0.0	0	6	6	100.0	0	6	W	44-23
11/06	Titans	P	2	3	66.7	28	0	1	0.0	0	6	W	20-17+
11/13	Jaguars	P	0	0	0.0	0	3	4	75.0	0	3	W	27-17
11/20	at Chargers	P	3	3	100.0	52	3	3	100.0	0	12	W	30-27
11/27	Rams	P	4	4	100.0	32	2	2	100.0	0	14	W	26-10
12/04	at Bengals	P	1	2	50.0	26	3	3	100.0	0	6	L	24-27
12/11	at Broncos	P	2	2	100.0	45	4	4	100.0	0	10	W	34-28
12/18	at Texans	P	1	2	50.0	27	1	2	50.0	0	4	W	30-24+
12/24	Seahawks	P	1	1	100.0	47	3	3	100.0	0	6	W	24-10
01/01	Broncos	P	0	1	0.0	0	3	3	100.0	0	3	W	27-24
01/07	at Raiders	P	1	1	100.0	44	4	4	100.0	0	7	W	31-13
<b>2022 TOTALS</b>		<b>13</b>	<b>18</b>	<b>24</b>	<b>75.0</b>	<b>62</b>	<b>38</b>	<b>41</b>	<b>92.7</b>	<b>0</b>	<b>92</b>	<b>14-3</b>	

+ - Overtime

## 2022 GAME-BY-GAME POSTSEASON STATISTICS (CHIEFS)

DATE	OPPONENT		FIELD GOALS				EXTRA POINTS				PTS	W/L	SCORE
			FGM	FGA	PCT	LG	XP	XPA	PCT	BLK			
01/21	Jaguars	P	2	2	100.0	50	3	3	100.0	0	9	W	27-20
01/29	Bengals	P	3	3	100.0	45	2	2	100.0	0	11	W	23-20
02/12	at Eagles	P	1	2	50.0	27	5	5	100.0	0	8	W	38-35
<b>2022 TOTALS</b>		<b>3</b>	<b>6</b>	<b>7</b>	<b>85.7</b>	<b>50</b>	<b>10</b>	<b>10</b>	<b>100.0</b>	<b>0</b>	<b>28</b>	<b>3-0</b>	



**MIKE  
CALIENDO**

**OFFENSIVE LINEMAN #66**  
**WESTERN MICHIGAN**



**1<sup>ST</sup>** YEAR IN  
THE NFL

**1<sup>ST</sup>** YEAR WITH  
THE CHIEFS

HEIGHT: 6'4"  
WEIGHT: 301 LBS  
DRAFTED: CFA-22  
BIRTHDAY: 10/21/97

## MIKE CALIENDO'S NFL REGULAR SEASON STATISTICS

DATE	TEAM	GP	GS
2022	Chiefs	0	0
<b>NFL TOTALS</b>		<b>0</b>	<b>0</b>

# UPDATED PLAYER BIOS

## MIKE CALIENDO'S NFL POSTSEASON STATISTICS

DATE	TEAM	GP	GS
2022	Chiefs	0	0
<b>NFL TOTALS</b>		<b>0</b>	<b>0</b>

## 2022 GAME-BY-GAME REGULAR-SEASON STATISTICS (CHIEFS)

DATE	OPPONENT	P/S		W/L	SCORE
09/11	at Cardinals		PRACTICE SQUAD	W	44-21
09/15	Chargers		PRACTICE SQUAD	W	27-24
09/25	at Colts		PRACTICE SQUAD	L	17-20
10/02	at Buccaneers		PRACTICE SQUAD	W	41-31
10/10	Raiders		PRACTICE SQUAD	W	30-29
10/16	Bills		PRACTICE SQUAD	L	20-24
10/23	at 49ers		PRACTICE SQUAD	W	44-23
11/06	Titans		PRACTICE SQUAD	W	20-17+
11/13	Jaguars		PRACTICE SQUAD	W	27-17
11/20	at Chargers		PRACTICE SQUAD	W	30-27
11/27	Rams		PRACTICE SQUAD	W	26-10
12/04	at Bengals		PRACTICE SQUAD	L	24-27
12/11	at Broncos		PRACTICE SQUAD	W	34-28
12/18	at Texans		PRACTICE SQUAD	W	30-24+
12/24	Seahawks		PRACTICE SQUAD	W	24-10
01/01	Broncos		PRACTICE SQUAD	W	27-24
01/07	at Raiders		PRACTICE SQUAD	W	31-13
<b>2022 TOTALS</b>		<b>0-0</b>		<b>14-3</b>	

+ - Overtime

## 2022 GAME-BY-GAME POSTSEASON STATISTICS (CHIEFS)

DATE	OPPONENT	P/S		W/L	SCORE
01/21	Jaguars		PRACTICE SQUAD	W	27-20
01/29	Bengals		PRACTICE SQUAD	W	23-20
02/12	at Eagles		PRACTICE SQUAD	W	38-35
<b>2022 TOTALS</b>		<b>0-0</b>		<b>3-0</b>	




**JEROME  
CARVIN**

**GUARD #67  
TENNESSEE**

**ROOKIE**

**HEIGHT: 6'5"**  
**WEIGHT: 307 LBS**  
**DRAFTED: CFA-23**  
**BIRTHDAY: 9/20/00**



# UPDATED PLAYER BIOS



## LEO CHENAL



**LINEBACKER #54**  
**WISCONSIN**

**2<sup>ND</sup>** YEAR IN THE NFL

**2<sup>ND</sup>** YEAR WITH THE CHIEFS

HEIGHT: 6'3"  
WEIGHT: 250 LBS  
DRAFTED: D3-22  
BIRTHDAY: 10/26/00

### LEO CHENAL'S NFL REGULAR SEASON DEFENSIVE STATISTICS

DATE	TEAM	GP	GS	TACKLES							INTERCEPTIONS					O. FUMB				ST				MISC				
				TK	S	A	TFL	YDS	SK	YDS	QBH	NO	YDS	LG	TD	PD	FF	FR	TD	YDS	TK	S	A	FF	FR	S	A	
2022	Chiefs	17	8	29	16	13	3	3	1.0	1.0	3	0	0	0	0	0	0	0	0	0	0	6	3	3	0	0	0	0
<b>NFL TOTALS</b>		<b>17</b>	<b>8</b>	<b>29</b>	<b>16</b>	<b>13</b>	<b>3</b>	<b>3</b>	<b>1.0</b>	<b>1.0</b>	<b>3</b>	<b>0</b>	<b>0</b>	<b>0</b>	<b>0</b>	<b>0</b>	<b>0</b>	<b>0</b>	<b>0</b>	<b>0</b>	<b>0</b>	<b>6</b>	<b>3</b>	<b>3</b>	<b>0</b>	<b>0</b>	<b>0</b>	<b>0</b>

### LEO CHENAL'S NFL POSTSEASON DEFENSIVE STATISTICS

DATE	TEAM	GP	GS	TACKLES							INTERCEPTIONS					O. FUMB				ST				MISC				
				TK	S	A	TFL	YDS	SK	YDS	QBH	NO	YDS	LG	TD	PD	FF	FR	TD	YDS	TK	S	A	FF	FR	S	A	
2022	Chiefs	3	0	6	4	2	1	1	1.0	1.0	0	0	0	0	0	0	0	0	0	0	0	0	0	0	0	0	0	0
<b>NFL TOTALS</b>		<b>3</b>	<b>0</b>	<b>6</b>	<b>4</b>	<b>2</b>	<b>1</b>	<b>1</b>	<b>1.0</b>	<b>1.0</b>	<b>0</b>	<b>0</b>	<b>0</b>	<b>0</b>	<b>0</b>	<b>0</b>	<b>0</b>	<b>0</b>	<b>0</b>	<b>0</b>	<b>0</b>	<b>0</b>	<b>0</b>	<b>0</b>	<b>0</b>	<b>0</b>	<b>0</b>	

### 2022 GAME-BY-GAME REGULAR-SEASON STATISTICS (CHIEFS)

DATE	OPPONENT	P/S	TACKLES							INTERCEPTIONS					O. FUMB				ST				MISC		W/L	SCORE		
			TK	S	A	SK	YDS	TFL	YDS	QBH	NO	YDS	LG	TD	PD	FF	FR	TD	YDS	TK	S	A	FF	FR			S	A
09/11	at Cardinals	P	0	0	0	0.0	0.0	0	0	0	0	0	0	0	0	0	0	0	0	0	0	0	0	0	0	0	W	44-21
09/15	Chargers	P	2	1	1	0.0	0.0	0	0	1	0	0	0	0	0	0	0	0	0	0	0	0	0	0	0	0	W	27-24
09/25	at Colts	P	0	0	0	0.0	0.0	0	0	0	0	0	0	0	0	0	0	0	0	0	0	0	0	0	0	0	L	17-20
10/02	at Buccaneers	P	0	0	0	0.0	0.0	0	0	0	0	0	0	0	0	0	0	0	0	0	0	0	0	0	0	0	W	41-31
10/10	Raiders	S	3	2	1	0.0	0.0	0	0	0	0	0	0	0	0	0	0	0	0	0	0	0	0	0	0	0	W	30-29
10/16	Bills	S	2	0	2	0.0	0.0	0	0	0	0	0	0	0	0	0	0	0	0	0	0	0	0	0	0	0	L	20-24
10/23	at 49ers	S	1	1	0	0.0	0.0	0	0	0	0	0	0	0	0	0	0	0	0	0	0	0	0	0	0	0	W	44-23
11/06	Titans	S	2	1	1	0.0	0.0	0	0	0	0	0	0	0	0	0	0	0	0	0	0	0	0	0	0	0	W	20-17+
11/13	Jaguars	P	2	1	1	1.0	1.0	1	1	1	0	0	0	0	0	0	0	0	0	0	0	0	0	0	0	0	W	27-17
11/20	at Chargers	S	2	0	2	0.0	0.0	0	0	1	0	0	0	0	0	0	0	0	0	0	0	0	0	0	0	0	W	30-27
11/27	Rams	P	0	0	0	0.0	0.0	0	0	0	0	0	0	0	0	0	0	0	0	0	1	0	1	0	0	0	W	26-10
12/04	at Bengals	P	0	0	0	0.0	0.0	0	0	0	0	0	0	0	0	0	0	0	0	1	1	0	0	0	0	0	L	24-27
12/11	at Broncos	S	2	1	1	0.0	0.0	0	0	0	0	0	0	0	0	0	0	0	0	0	0	0	0	0	0	0	W	34-28
12/18	at Texans	P	5	4	1	0.0	0.0	1	1	0	0	0	0	0	0	0	0	0	0	0	0	0	0	0	0	0	W	30-24+
12/24	Seahawks	S	1	0	1	0.0	0.0	0	0	0	0	0	0	0	0	0	0	0	0	1	1	0	0	0	0	0	W	24-10
01/01	Broncos	P	3	1	2	0.0	0.0	0	0	0	0	0	0	0	0	0	0	0	0	2	1	1	0	0	0	0	W	27-24
01/07	at Raiders	S	4	4	0	0.0	0.0	1	1	0	0	0	0	0	0	0	0	0	0	1	0	1	0	0	0	0	W	31-13
<b>2022 TOTALS</b>		<b>17-8</b>	<b>29</b>	<b>16</b>	<b>13</b>	<b>1.0</b>	<b>1.0</b>	<b>3</b>	<b>3</b>	<b>3</b>	<b>0</b>	<b>0</b>	<b>0</b>	<b>0</b>	<b>0</b>	<b>0</b>	<b>0</b>	<b>0</b>	<b>0</b>	<b>0</b>	<b>0</b>	<b>0</b>	<b>0</b>	<b>0</b>	<b>0</b>	<b>0</b>	<b>0</b>	<b>14-3</b>

+ - Overtime

### 2022 GAME-BY-GAME POSTSEASON STATISTICS (CHIEFS)


DATE	OPPONENT	P/S	TACKLES							INTERCEPTIONS					O. FUMB				ST				MISC		W/L	SCORE			
			TK	S	A	SK	YDS	TFL	YDS	QBH	NO	YDS	LG	TD	PD	FF	FR	TD	YDS	TK	S	A	FF	FR			S	A	
01/21	Jaguars	P	0	0	0	0.0	0.0	0	0	0	0	0	0	0	0	0	0	0	0	0	0	0	0	0	0	0	0	W	27-20
01/29	Bengals	P	0	0	0	0.0	0.0	0	0	0	0	0	0	0	0	0	0	0	0	0	0	0	0	0	0	0	0	W	23-20
02/12	at Eagles	P	6	4	2	1.0	1.0	1	1	0	0	0	0	0	0	0	0	0	0	0	0	0	0	0	0	0	0	W	38-35
<b>2022 TOTALS</b>		<b>3-0</b>	<b>6</b>	<b>4</b>	<b>2</b>	<b>1.0</b>	<b>1.0</b>	<b>1</b>	<b>1</b>	<b>0</b>	<b>0</b>	<b>0</b>	<b>0</b>	<b>0</b>	<b>0</b>	<b>0</b>	<b>0</b>	<b>0</b>	<b>0</b>	<b>0</b>	<b>0</b>	<b>0</b>	<b>0</b>	<b>0</b>	<b>0</b>	<b>0</b>	<b>0</b>	<b>3-0</b>	



# UPDATED PLAYER BIOS



## COLE CHRISTIANSEN



**LINEBACKER #48**  
**ARMY**

**1<sup>ST</sup>** YEAR IN THE NFL

**1<sup>ST</sup>** YEAR WITH THE CHIEFS

HEIGHT: 6'1"  
WEIGHT: 230 LBS  
DRAFTED: FA-22  
BIRTHDAY: 7/30/97

### COLE CHRISTIANSEN'S NFL REGULAR SEASON DEFENSIVE STATISTICS

DATE	TEAM	GP	GS	TACKLES							INTERCEPTIONS					O. FUMB				ST			MISC							
				TK	S	A	TFL	YDS	SK	YDS	QBH	NO	YDS	LG	TD	PD	FF	FR	TD	YDS	TK	S	A	FF	FR	S	A			
2020	Chargers	4	0	0	0	0	0	0	0	0.0	0.0	0	0	0	0	0	0	0	0	0	0	0	0	2	1	1	0	0	0	0
2021	Chargers	3	0	0	0	0	0	0	0	0.0	0.0	0	0	0	0	0	0	0	0	0	0	0	0	1	1	0	0	0	0	0
2022	Chiefs	1	0	0	0	0	0	0	0	0.0	0.0	0	0	0	0	0	0	0	0	0	0	0	0	1	1	0	0	0	0	0
<b>NFL TOTALS</b>		<b>8</b>	<b>0</b>	<b>0</b>	<b>0</b>	<b>0</b>	<b>0</b>	<b>0</b>	<b>0</b>	<b>0.0</b>	<b>0.0</b>	<b>0</b>	<b>0</b>	<b>0</b>	<b>0</b>	<b>0</b>	<b>0</b>	<b>0</b>	<b>0</b>	<b>0</b>	<b>0</b>	<b>0</b>	<b>0</b>	<b>4</b>	<b>3</b>	<b>1</b>	<b>0</b>	<b>0</b>	<b>0</b>	<b>0</b>

### COLE CHRISTIANSEN'S NFL POSTSEASON DEFENSIVE STATISTICS

DATE	TEAM	GP	GS	TACKLES							INTERCEPTIONS					O. FUMB				ST			MISC							
				TK	S	A	TFL	YDS	SK	YDS	QBH	NO	YDS	LG	TD	PD	FF	FR	TD	YDS	TK	S	A	FF	FR	S	A			
2022	Chiefs	0	0	0	0	0	0	0	0	0.0	0.0	0	0	0	0	0	0	0	0	0	0	0	0	0	0	0	0	0	0	0
<b>NFL TOTALS</b>		<b>0</b>	<b>0</b>	<b>0</b>	<b>0</b>	<b>0</b>	<b>0</b>	<b>0</b>	<b>0</b>	<b>0.0</b>	<b>0.0</b>	<b>0</b>	<b>0</b>	<b>0</b>	<b>0</b>	<b>0</b>	<b>0</b>	<b>0</b>	<b>0</b>	<b>0</b>	<b>0</b>	<b>0</b>	<b>0</b>	<b>0</b>	<b>0</b>	<b>0</b>	<b>0</b>	<b>0</b>	<b>0</b>	<b>0</b>

### 2022 GAME-BY-GAME REGULAR SEASON STATISTICS (CHIEFS)

DATE	OPPONENT	P/S	TACKLES							INTERCEPTIONS					O. FUMB				ST			MISC		W/L	SCORE							
			TK	S	A	SK	YDS	TFL	YDS	QBH	NO	YDS	LG	TD	PD	FF	FR	TD	YDS	TK	S	A	FF			FR	S	A				
09/11	at Cardinals																														W	44-21
09/15	Chargers																														W	27-24
09/25	at Colts																														L	17-20
10/02	at Buccaneers																														W	41-31
10/10	Raiders																														W	30-29
10/16	Bills	P	0	0	0	0.0	0.0	0	0	0	0	0	0	0	0	0	0	0	0	0	0	0	0	1	1	0	0	0	0	0	L	20-24
10/23	at 49ers																														W	44-23
11/06	Titans																														W	20-17+
11/13	Jaguars																														W	27-17
11/20	at Chargers																														W	30-27
11/27	Rams																														W	26-10
12/04	at Bengals																														L	24-27
12/11	at Broncos																														W	34-28
12/18	at Texans																														W	30-24+
12/24	Seahawks																														W	24-10
01/01	Broncos																														W	27-24
01/07	at Raiders																														W	31-13
<b>2022 TOTALS</b>		<b>1-0</b>	<b>0</b>	<b>0</b>	<b>0</b>	<b>0.0</b>	<b>0.0</b>	<b>0</b>	<b>0</b>	<b>0</b>	<b>0</b>	<b>0</b>	<b>0</b>	<b>0</b>	<b>0</b>	<b>0</b>	<b>0</b>	<b>0</b>	<b>0</b>	<b>0</b>	<b>0</b>	<b>0</b>	<b>0</b>	<b>1</b>	<b>1</b>	<b>0</b>	<b>0</b>	<b>0</b>	<b>0</b>	<b>0</b>	<b>14-3</b>	

+ - Overtime

### 2022 GAME-BY-GAME POSTSEASON STATISTICS (CHIEFS)

DATE	OPPONENT	P/S	TACKLES							INTERCEPTIONS					O. FUMB				ST			MISC		W/L	SCORE							
			TK	S	A	SK	YDS	TFL	YDS	QBH	NO	YDS	LG	TD	PD	FF	FR	TD	YDS	TK	S	A	FF			FR	S	A				
01/21	Jaguars																														W	27-20
01/29	Bengals																														W	23-20
02/12	at Eagles																														W	38-35
<b>2022 TOTALS</b>			<b>0</b>	<b>0</b>	<b>0</b>	<b>0.0</b>	<b>0.0</b>	<b>0</b>	<b>0</b>	<b>0</b>	<b>0</b>	<b>0</b>	<b>0</b>	<b>0</b>	<b>0</b>	<b>0</b>	<b>0</b>	<b>0</b>	<b>0</b>	<b>0</b>	<b>0</b>	<b>0</b>	<b>0</b>	<b>0</b>	<b>0</b>	<b>0</b>	<b>0</b>	<b>0</b>	<b>0</b>	<b>3-0</b>		



# UPDATED PLAYER BIOS



## KEONDRE COBURN

**DEFENSIVE TACKLE #99**  
TEXAS

**ROOKIE**

HEIGHT: 6'2"  
WEIGHT: 332 LBS  
DRAFTED: D6-23  
BIRTHDAY: 5/23/00



## JACK COCHRANE

**LINEBACKER #43**  
SOUTH DAKOTA

**2ND** YEAR IN THE NFL

**2ND** YEAR WITH THE CHIEFS

HEIGHT: 6'3"  
WEIGHT: 236 LBS  
DRAFTED: CFA-22  
BIRTHDAY: 2/9/99



### JACK COCHRANE'S NFL REGULAR SEASON DEFENSIVE STATISTICS

DATE	TEAM	GP	GS	TACKLES							INTERCEPTIONS					O. FUMB				ST				MISC							
				TK	S	A	TFL	YDS	SK	YDS	QBH	NO	YDS	LG	TD	PD	FF	FR	TD	YDS	TK	S	A	FF	FR	S	A				
2022	Chiefs	15	0	0	0	0	0	0	0	0	0.0	0.0	0	0	0	0	0	0	0	0	0	0	0	0	9	5	4	0	0	0	0
<b>NFL TOTALS</b>		<b>15</b>	<b>0</b>	<b>0</b>	<b>0</b>	<b>0</b>	<b>0</b>	<b>0</b>	<b>0</b>	<b>0</b>	<b>0.0</b>	<b>0.0</b>	<b>0</b>	<b>0</b>	<b>0</b>	<b>0</b>	<b>0</b>	<b>0</b>	<b>0</b>	<b>0</b>	<b>0</b>	<b>0</b>	<b>0</b>	<b>0</b>	<b>9</b>	<b>5</b>	<b>4</b>	<b>0</b>	<b>0</b>	<b>0</b>	<b>0</b>

### JACK COCHRANE'S NFL POSTSEASON DEFENSIVE STATISTICS

DATE	TEAM	GP	GS	TACKLES							INTERCEPTIONS					O. FUMB				ST				MISC							
				TK	S	A	TFL	YDS	SK	YDS	QBH	NO	YDS	LG	TD	PD	FF	FR	TD	YDS	TK	S	A	FF	FR	S	A				
2022	Chiefs	3	0	0	0	0	0	0	0	0	0.0	0.0	0	0	0	0	0	0	0	0	0	0	0	0	1	0	1	0	0	0	0
<b>NFL TOTALS</b>		<b>3</b>	<b>0</b>	<b>0</b>	<b>0</b>	<b>0</b>	<b>0</b>	<b>0</b>	<b>0</b>	<b>0</b>	<b>0.0</b>	<b>0.0</b>	<b>0</b>	<b>0</b>	<b>0</b>	<b>0</b>	<b>0</b>	<b>0</b>	<b>0</b>	<b>0</b>	<b>0</b>	<b>0</b>	<b>0</b>	<b>0</b>	<b>1</b>	<b>0</b>	<b>1</b>	<b>0</b>	<b>0</b>	<b>0</b>	<b>0</b>



# UPDATED PLAYER BIOS

## 2022 GAME-BY-GAME REGULAR-SEASON STATISTICS (CHIEFS)

DATE	OPPONENT	P/S	TACKLES							INTERCEPTIONS					O. FUMB			ST				MISC		W/L	SCORE			
			TK	S	A	SK	YDS	TFL	YDS	QBH	NO	YDS	LG	TD	PD	FF	FR	TD	YDS	TK	S	A	FF			FR	S	A
09/11	at Cardinals		PRACTICE SQUAD																						W	44-21		
09/15	Chargers		INACTIVE																						W	27-24		
09/25	at Colts	P	0	0	0	0.0	0.0	0	0	0	0	0	0	0	0	0	0	0	0	0	0	0	0	0	0	0	L	17-20
10/02	at Buccaneers	P	0	0	0	0.0	0.0	0	0	0	0	0	0	0	0	0	0	0	0	1	1	0	0	0	0	0	W	41-31
10/10	Raiders	P	0	0	0	0.0	0.0	0	0	0	0	0	0	0	0	0	0	0	0	1	0	1	0	0	0	0	W	30-29
10/16	Bills	P	0	0	0	0.0	0.0	0	0	0	0	0	0	0	0	0	0	0	2	1	1	0	0	0	0	0	L	20-24
10/23	at 49ers	P	0	0	0	0.0	0.0	0	0	0	0	0	0	0	0	0	0	0	0	0	0	0	0	0	0	0	W	44-23
11/06	Titans	P	0	0	0	0.0	0.0	0	0	0	0	0	0	0	0	0	0	0	1	0	1	0	0	0	0	0	W	20-17+
11/13	Jaguars	P	0	0	0	0.0	0.0	0	0	0	0	0	0	0	0	0	0	0	0	0	0	0	0	0	0	0	W	27-17
11/20	at Chargers	P	0	0	0	0.0	0.0	0	0	0	0	0	0	0	0	0	0	0	1	0	1	0	0	0	0	0	W	30-27
11/27	Rams	P	0	0	0	0.0	0.0	0	0	0	0	0	0	0	0	0	0	0	1	1	0	0	0	0	0	0	W	26-10
12/04	at Bengals	P	0	0	0	0.0	0.0	0	0	0	0	0	0	0	0	0	0	0	0	0	0	0	0	0	0	0	L	24-27
12/11	at Broncos	P	0	0	0	0.0	0.0	0	0	0	0	0	0	0	0	0	0	0	0	0	0	0	0	0	0	0	W	34-28
12/18	at Texans	P	0	0	0	0.0	0.0	0	0	0	0	0	0	0	0	0	0	0	1	1	0	0	0	0	0	0	W	30-24+
12/24	Seahawks	P	0	0	0	0.0	0.0	0	0	0	0	0	0	0	0	0	0	0	1	1	0	0	0	0	0	0	W	24-10
01/01	Broncos	P	0	0	0	0.0	0.0	0	0	0	0	0	0	0	0	0	0	0	0	0	0	0	0	0	0	0	W	27-24
01/07	at Raiders	P	0	0	0	0.0	0.0	0	0	0	0	0	0	0	0	0	0	0	0	0	0	0	0	0	0	0	W	31-13
<b>2022 TOTALS</b>		<b>15-0</b>	<b>0</b>	<b>0</b>	<b>0</b>	<b>0.0</b>	<b>0.0</b>	<b>0</b>	<b>0</b>	<b>0</b>	<b>0</b>	<b>0</b>	<b>0</b>	<b>0</b>	<b>0</b>	<b>0</b>	<b>0</b>	<b>0</b>	<b>9</b>	<b>5</b>	<b>4</b>	<b>0</b>	<b>0</b>	<b>0</b>	<b>0</b>	<b>0</b>	<b>14-3</b>	

+ - Overtime

## 2022 GAME-BY-GAME POSTSEASON STATISTICS (CHIEFS)

DATE	OPPONENT	P/S	TACKLES							INTERCEPTIONS					O. FUMB			ST				MISC		W/L	SCORE			
			TK	S	A	SK	YDS	TFL	YDS	QBH	NO	YDS	LG	TD	PD	FF	FR	TD	YDS	TK	S	A	FF			FR	S	A
01/21	Jaguars	P	0	0	0	0.0	0.0	0	0	0	0	0	0	0	0	0	0	0	0	0	0	0	0	0	0	0	W	27-20
01/29	Bengals	P	0	0	0	0.0	0.0	0	0	0	0	0	0	0	0	0	0	0	0	0	0	0	0	0	0	0	W	23-20
02/12	at Eagles	P	0	0	0	0.0	0.0	0	0	0	0	0	0	0	0	0	0	0	1	0	1	0	0	0	0	0	W	38-35
<b>2022 TOTALS</b>		<b>3-0</b>	<b>0</b>	<b>0</b>	<b>0</b>	<b>0.0</b>	<b>0.0</b>	<b>0</b>	<b>0</b>	<b>0</b>	<b>0</b>	<b>0</b>	<b>0</b>	<b>0</b>	<b>0</b>	<b>0</b>	<b>0</b>	<b>0</b>	<b>1</b>	<b>0</b>	<b>1</b>	<b>0</b>	<b>0</b>	<b>0</b>	<b>0</b>	<b>3-0</b>		



# CHAMARRI CONNER

**DEFENSIVE BACK #27**

**VIRGINIA TECH**

**ROOKIE**

HEIGHT: 6'0"  
WEIGHT: 202 LBS  
DRAFTED: D4-23  
BIRTHDAY: 7/11/00



# UPDATED PLAYER BIOS



## ANTHONY COOK

**SAFETY #47**  
**TEXAS**

**ROOKIE**

HEIGHT: 6'1"  
WEIGHT: 188 LBS  
DRAFTED: CFA-23  
BIRTHDAY: 6/20/00




## BRYAN COOK

**SAFETY #6**  
**CINCINNATI**

**2ND** YEAR IN  
THE NFL

**2ND** YEAR WITH  
THE CHIEFS

HEIGHT: 6'1"  
WEIGHT: 206 LBS  
DRAFTED: D2B-22  
BIRTHDAY: 9/7/99



### BRYAN COOK'S NFL REGULAR SEASON DEFENSIVE STATISTICS

DATE	TEAM	GP	GS	TACKLES							INTERCEPTIONS					O. FUMB			ST			MISC					
				TK	S	A	TFL	YDS	SK	YDS	QBH	NO	YDS	LG	TD	PD	FF	FR	TD	YDS	TK	S	A	FF	FR	S	A
2022	Chiefs	16	1	27	19	8	1	5	1.0	5.0	2	0	0	0	0	2	0	0	0	0	6	3	3	0	0	0	0
<b>NFL TOTALS</b>		<b>16</b>	<b>1</b>	<b>27</b>	<b>19</b>	<b>8</b>	<b>1</b>	<b>5</b>	<b>1.0</b>	<b>5.0</b>	<b>2</b>	<b>0</b>	<b>0</b>	<b>0</b>	<b>0</b>	<b>2</b>	<b>0</b>	<b>0</b>	<b>0</b>	<b>0</b>	<b>6</b>	<b>3</b>	<b>3</b>	<b>0</b>	<b>0</b>	<b>0</b>	<b>0</b>

### BRYAN COOK'S NFL POSTSEASON DEFENSIVE STATISTICS

DATE	TEAM	GP	GS	TACKLES							INTERCEPTIONS					O. FUMB			ST			MISC					
				TK	S	A	TFL	YDS	SK	YDS	QBH	NO	YDS	LG	TD	PD	FF	FR	TD	YDS	TK	S	A	FF	FR	S	A
2022	Chiefs	3	0	6	6	0	0	0	0.0	0.0	0	0	0	0	0	1	0	0	0	0	0	0	0	0	0	0	0
<b>NFL TOTALS</b>		<b>3</b>	<b>0</b>	<b>6</b>	<b>6</b>	<b>0</b>	<b>0</b>	<b>0</b>	<b>0.0</b>	<b>0.0</b>	<b>0</b>	<b>0</b>	<b>0</b>	<b>0</b>	<b>0</b>	<b>1</b>	<b>0</b>	<b>0</b>	<b>0</b>	<b>0</b>	<b>0</b>	<b>0</b>	<b>0</b>	<b>0</b>	<b>0</b>	<b>0</b>	<b>0</b>





# UPDATED PLAYER BIOS

## 2022 GAME-BY-GAME REGULAR-SEASON STATISTICS (CHIEFS)

DATE	OPPONENT	P/S	TACKLES							INTERCEPTIONS					O. FUMB				ST				MISC		W/L	SCORE												
			TK	S	A	SK	YDS	TFL	YDS	QBH	NO	YDS	LG	TD	PD	FF	FR	TD	YDS	TK	S	A	FF	FR			S	A										
09/11	at Cardinals	P	1	1	0	0.0	0.0	0	0	0	0	0	0	0	0	0	0	0	0	0	0	0	0	0	0	0	W	44-21										
09/15	Chargers	P	1	1	0	0.0	0.0	0	0	0	0	0	0	0	0	0	0	0	0	0	0	0	0	0	0	0	W	27-24										
09/25	at Colts	P	1	0	1	0.0	0.0	0	0	0	0	0	0	0	0	0	0	0	0	0	0	0	0	0	0	L	17-20											
10/02	at Buccaneers	P	5	2	3	0.0	0.0	0	0	1	0	0	0	0	1	0	0	0	0	0	0	0	0	0	0	W	41-31											
10/10	Raiders	P	2	0	2	0.0	0.0	0	0	0	0	0	0	0	0	0	0	0	0	0	0	0	0	0	0	W	30-29											
10/16	Bills		INACTIVE																																		L	20-24
10/23	at 49ers	P	0	0	0	0.0	0.0	0	0	0	0	0	0	0	0	0	0	0	0	0	0	0	0	0	0	W	44-23											
11/06	Titans	P	1	1	0	0.0	0.0	0	0	0	0	0	0	0	0	0	0	0	0	0	0	0	0	0	0	W	20-17+											
11/13	Jaguars	P	2	2	0	0.0	0.0	0	0	0	0	0	0	0	0	0	0	0	0	0	0	0	0	0	0	W	27-17											
11/20	at Chargers	P	3	3	0	0.0	0.0	0	0	0	0	0	0	0	0	0	0	0	0	0	0	0	0	0	0	W	30-27											
11/27	Rams	S	2	2	0	1.0	5.0	1	5	0	0	0	0	0	0	0	0	0	0	0	0	0	0	0	0	W	26-10											
12/04	at Bengals	P	0	0	0	0.0	0.0	0	0	0	0	0	0	0	0	0	0	0	0	0	0	0	0	0	0	L	24-27											
12/11	at Broncos	P	1	1	0	0.0	0.0	0	0	0	0	0	0	0	0	0	0	0	0	0	0	0	0	0	0	W	34-28											
12/18	at Texans	P	1	1	0	0.0	0.0	0	0	0	0	0	0	0	0	0	0	0	0	0	0	0	0	0	0	W	30-24+											
12/24	Seahawks	P	4	3	1	0.0	0.0	0	0	1	0	0	0	0	0	0	0	0	0	0	0	0	0	0	0	W	24-10											
01/01	Broncos	P	2	1	1	0.0	0.0	0	0	0	0	0	0	0	1	0	0	0	0	0	0	0	0	0	0	W	27-24											
01/07	at Raiders	P	1	1	0	0.0	0.0	0	0	0	0	0	0	0	0	0	0	0	0	0	0	0	0	0	0	W	31-13											
<b>2022 TOTALS</b>			<b>16-1</b>	<b>27</b>	<b>19</b>	<b>8</b>	<b>1.0</b>	<b>5.0</b>	<b>1</b>	<b>5</b>	<b>2</b>	<b>0</b>	<b>0</b>	<b>0</b>	<b>0</b>	<b>2</b>	<b>0</b>	<b>0</b>	<b>0</b>	<b>0</b>	<b>0</b>	<b>0</b>	<b>6</b>	<b>3</b>	<b>3</b>	<b>0</b>	<b>0</b>	<b>0</b>	<b>0</b>	<b>0</b>	<b>0</b>	<b>0</b>	<b>14-3</b>					

+ - Overtime

## 2022 GAME-BY-GAME POSTSEASON STATISTICS (CHIEFS)

DATE	OPPONENT	P/S	TACKLES							INTERCEPTIONS					O. FUMB				ST				MISC		W/L	SCORE							
			TK	S	A	SK	YDS	TFL	YDS	QBH	NO	YDS	LG	TD	PD	FF	FR	TD	YDS	TK	S	A	FF	FR			S	A					
01/21	Jaguars	P	1	1	0	0.0	0.0	0	0	0	0	0	0	0	0	0	0	0	0	0	0	0	0	0	0	0	W	27-20					
01/29	Bengals	P	4	4	0	0.0	0.0	0	0	0	0	0	0	0	1	0	0	0	0	0	0	0	0	0	0	0	W	23-20					
02/12	at Eagles	P	1	1	0	0.0	0.0	0	0	0	0	0	0	0	0	0	0	0	0	0	0	0	0	0	0	W	38-35						
<b>2022 TOTALS</b>			<b>3-0</b>	<b>6</b>	<b>6</b>	<b>0</b>	<b>0.0</b>	<b>0.0</b>	<b>0</b>	<b>0</b>	<b>0</b>	<b>0</b>	<b>0</b>	<b>0</b>	<b>1</b>	<b>0</b>	<b>0</b>	<b>0</b>	<b>0</b>	<b>0</b>	<b>0</b>	<b>0</b>	<b>0</b>	<b>0</b>	<b>0</b>	<b>0</b>	<b>0</b>	<b>0</b>	<b>0</b>	<b>0</b>	<b>0</b>	<b>0</b>	<b>3-0</b>



**KEKOA  
CRAWFORD**

**WIDE RECEIVER #89**  
**CALIFORNIA**



**1ST** YEAR IN  
THE NFL

**1ST** YEAR WITH  
THE CHIEFS

HEIGHT: 6'0"  
WEIGHT: 192 LBS  
DRAFTED: FA-23  
BIRTHDAY: 2/10/98

# UPDATED PLAYER BIOS



**MIKE  
DANNA**



**DEFENSIVE END #51**  
**MICHIGAN**

**4<sup>TH</sup>** YEAR IN THE NFL

**4<sup>TH</sup>** YEAR WITH THE CHIEFS

HEIGHT: 6'2"  
WEIGHT: 257 LBS  
DRAFTED: D5-20  
BIRTHDAY: 12/4/97

## MIKE DANNA'S NFL REGULAR SEASON DEFENSIVE STATISTICS

DATE	TEAM	GP	GS	TACKLES							INTERCEPTIONS					O. FUMB				ST				MISC				
				TK	S	A	TFL	YDS	SK	YDS	QBH	NO	YDS	LG	TD	PD	FF	FR	TD	YDS	TK	S	A	FF	FR	S	A	
2020	Chiefs	13	1	25	16	9	4	23	2.5	22.5	6	0	0	0	0	0	0	0	0	0	0	0	0	0	0	0	0	0
2021	Chiefs	17	6	26	11	15	3	14	3.0	14.0	10	0	0	0	0	1	2	0	0	0	0	0	0	0	0	0	0	
2022	Chiefs	13	0	27	9	18	3	26	5.0	34.0	10	0	0	0	0	2	0	0	0	0	0	0	0	0	0	0	0	
<b>NFL TOTALS</b>		<b>43</b>	<b>7</b>	<b>78</b>	<b>36</b>	<b>42</b>	<b>10</b>	<b>63</b>	<b>10.5</b>	<b>70.5</b>	<b>26</b>	<b>0</b>	<b>0</b>	<b>0</b>	<b>0</b>	<b>1</b>	<b>4</b>	<b>0</b>	<b>0</b>	<b>0</b>	<b>0</b>	<b>0</b>	<b>0</b>	<b>0</b>	<b>0</b>	<b>0</b>	<b>0</b>	

## MIKE DANNA'S NFL POSTSEASON DEFENSIVE STATISTICS

DATE	TEAM	GP	GS	TACKLES							INTERCEPTIONS					O. FUMB				ST				MISC			
				TK	S	A	TFL	YDS	SK	YDS	QBH	NO	YDS	LG	TD	PD	FF	FR	TD	YDS	TK	S	A	FF	FR	S	A
2020	Chiefs	3	0	4	1	3	0	0	0.0	0.0	0	0	0	0	0	0	0	0	0	0	0	0	0	0	0	0	0
2021	Chiefs	3	0	3	3	0	1	3	1.0	3.0	3	0	0	0	0	0	0	0	0	0	0	0	0	0	0	0	
2022	Chiefs	3	0	6	4	2	0	0	0.0	0.0	1	0	0	0	0	0	0	0	0	0	0	0	0	0	0	0	
<b>NFL TOTALS</b>		<b>9</b>	<b>0</b>	<b>13</b>	<b>8</b>	<b>5</b>	<b>1</b>	<b>3</b>	<b>1.0</b>	<b>3.0</b>	<b>4</b>	<b>0</b>	<b>0</b>	<b>0</b>	<b>0</b>	<b>0</b>	<b>0</b>	<b>0</b>	<b>0</b>	<b>0</b>	<b>0</b>	<b>0</b>	<b>0</b>	<b>0</b>	<b>0</b>	<b>0</b>	

## 2022 GAME-BY-GAME REGULAR-SEASON STATISTICS (CHIEFS)

DATE	OPPONENT	P/S	TACKLES							INTERCEPTIONS					O. FUMB				ST				MISC		W/L	SCORE		
			TK	S	A	SK	YDS	TFL	YDS	QBH	NO	YDS	LG	TD	PD	FF	FR	TD	YDS	TK	S	A	FF	FR			S	A
09/11	at Cardinals	P	2	0	2	0.0	0.0	0	0	0	0	0	0	0	0	0	0	0	0	0	0	0	0	0	0	0	W	44-21
09/15	Chargers	P	0	0	0	0.0	0.0	0	0	1	0	0	0	0	0	0	0	0	0	0	0	0	0	0	0	0	W	27-24
09/25	at Colts										INACTIVE															L	17-20	
10/02	at Buccaneers										INACTIVE																W	41-31
10/10	Raiders										INACTIVE																W	30-29
10/16	Bills	P	0	0	0	0.0	0.0	0	0	0	0	0	0	0	0	0	0	0	0	0	0	0	0	0	0	0	L	20-24
10/23	at 49ers										INACTIVE																W	44-23
11/06	Titans	P	4	0	4	0.0	0.0	0	0	0	0	0	0	0	0	0	0	0	0	0	0	0	0	0	0	0	W	20-17+
11/13	Jaguars	P	3	1	2	0.0	0.0	0	0	0	0	0	0	0	0	0	0	0	0	0	0	0	0	0	0	0	W	27-17
11/20	at Chargers	P	4	3	1	2.0	17.0	2	17	2	0	0	0	0	0	0	0	0	0	0	0	0	0	0	0	0	W	30-27
11/27	Rams	P	4	1	3	0.0	0.0	0	0	2	0	0	0	0	0	0	0	0	0	0	0	0	0	0	0	0	W	26-10
12/04	at Bengals	P	0	0	0	0.0	0.0	0	0	0	0	0	0	0	0	0	0	0	0	0	0	0	0	0	0	L	24-27	
12/11	at Broncos	P	3	1	2	1.0	9.0	1	9	1	0	0	0	0	0	0	0	0	0	0	0	0	0	0	0	0	W	34-28
12/18	at Texans	P	1	0	1	0.0	0.0	0	0	1	0	0	0	0	0	0	0	0	0	0	0	0	0	0	0	0	W	30-24+
12/24	Seahawks	P	3	1	2	0.0	0.0	0	0	0	0	0	0	0	0	0	0	0	0	0	0	0	0	0	0	0	W	24-10
01/01	Broncos	P	0	0	0	0.0	0.0	0	0	1	0	0	0	0	0	0	0	0	0	0	0	0	0	0	0	0	W	27-24
01/07	at Raiders	P	3	2	1	2.0	8.0	0	0	2	0	0	0	0	0	2	0	0	0	0	0	0	0	0	0	0	W	31-13
<b>2022 TOTALS</b>		<b>13-0</b>	<b>27</b>	<b>9</b>	<b>18</b>	<b>5.0</b>	<b>34.0</b>	<b>3</b>	<b>26</b>	<b>10</b>	<b>0</b>	<b>0</b>	<b>0</b>	<b>0</b>	<b>0</b>	<b>2</b>	<b>0</b>	<b>0</b>	<b>0</b>	<b>0</b>	<b>0</b>	<b>0</b>	<b>0</b>	<b>0</b>	<b>0</b>	<b>0</b>	<b>14-3</b>	

+ - Overtime

## 2022 GAME-BY-GAME POSTSEASON STATISTICS (CHIEFS)

DATE	OPPONENT	P/S	TACKLES							INTERCEPTIONS					O. FUMB				ST				MISC		W/L	SCORE		
			TK	S	A	SK	YDS	TFL	YDS	QBH	NO	YDS	LG	TD	PD	FF	FR	TD	YDS	TK	S	A	FF	FR			S	A
01/21	Jaguars	P	0	0	0	0.0	0.0	0	0	1	0	0	0	0	0	0	0	0	0	0	0	0	0	0	0	0	W	27-20
01/29	Bengals	P	5	3	2	0.0	0.0	0	0	0	0	0	0	0	0	0	0	0	0	0	0	0	0	0	0	0	W	23-20
02/12	at Eagles	P	1	1	0	0.0	0.0	0	0	0	0	0	0	0	0	0	0	0	0	0	0	0	0	0	0	0	W	38-35
<b>2022 TOTALS</b>		<b>3-0</b>	<b>6</b>	<b>4</b>	<b>2</b>	<b>0.0</b>	<b>0.0</b>	<b>0</b>	<b>0</b>	<b>1</b>	<b>0</b>	<b>0</b>	<b>0</b>	<b>0</b>	<b>0</b>	<b>0</b>	<b>0</b>	<b>0</b>	<b>0</b>	<b>0</b>	<b>0</b>	<b>0</b>	<b>0</b>	<b>0</b>	<b>0</b>	<b>3-0</b>		



# UPDATED PLAYER BIOS



## MATT DICKERSON

DEFENSIVE TACKLE #93

UCLA



3<sup>RD</sup> YEAR IN THE NFL

1<sup>ST</sup> YEAR WITH THE CHIEFS

HEIGHT: 6'5"  
WEIGHT: 298 LBS  
DRAFTED: FA-23  
BIRTHDAY: 11/9/95

### MATT DICKERSON'S NFL REGULAR SEASON DEFENSIVE STATISTICS

DATE	TEAM	GP	GS	TACKLES							QBH	INTERCEPTIONS					O. FUMB				ST				MISC							
				TK	S	A	TFL	YDS	SK	YDS		NO	YDS	LG	TD	PD	FF	FR	TD	YDS	TK	S	A	FF	FR	S	A					
2018	Titans	3	0	3	2	1	0	0	0.0	0.0	0	0	0	0	0	0	0	0	0	0	0	0	0	0	0	0	0	0	0	0	0	0
2019	Titans	5	0	2	1	1	1	0	0.0	0.0	1	0	0	0	0	0	0	0	0	0	0	0	0	0	0	0	0	0	0	0	0	
2020	Titans	10	0	10	4	6	0	0	0.0	0.0	1	0	0	0	0	0	0	0	0	0	0	0	0	0	0	0	0	0	0	0	0	
2021	Cardinals	0	0	0	0	0	0	0	0.0	0.0	0	0	0	0	0	0	0	0	0	0	0	0	0	0	0	0	0	0	0	0	0	
2022	Falcons	5	3	12	3	9	1	0	0.0	0.0	1	0	0	0	0	0	0	0	0	0	0	0	0	0	0	0	0	0	0	0	0	
<b>NFL TOTALS</b>		<b>23</b>	<b>3</b>	<b>27</b>	<b>10</b>	<b>17</b>	<b>2</b>	<b>0</b>	<b>0.0</b>	<b>0.0</b>	<b>3</b>	<b>0</b>	<b>0</b>	<b>0</b>	<b>0</b>	<b>0</b>	<b>0</b>	<b>0</b>	<b>0</b>	<b>0</b>	<b>0</b>	<b>0</b>	<b>0</b>	<b>0</b>	<b>0</b>	<b>0</b>	<b>0</b>	<b>0</b>	<b>0</b>	<b>0</b>	<b>0</b>	

### MATT DICKERSON'S NFL POSTSEASON DEFENSIVE STATISTICS

DATE	TEAM	GP	GS	TACKLES							QBH	INTERCEPTIONS					O. FUMB				ST				MISC						
				TK	S	A	TFL	YDS	SK	YDS		NO	YDS	LG	TD	PD	FF	FR	TD	YDS	TK	S	A	FF	FR	S	A				
2019	Titans	3	0	0	0	0	0	0	0.0	0.0	0	0	0	0	0	0	0	0	0	0	0	0	0	0	0	0	0	0	0	0	0
2020	Titans	1	1	1	1	0	1	1	1.0	1.0	1	0	0	0	0	0	0	0	0	0	0	0	0	0	0	0	0	0	0	0	0
2021	Cardinals	0	0	0	0	0	0	0	0.0	0.0	0	0	0	0	0	0	0	0	0	0	0	0	0	0	0	0	0	0	0	0	0
<b>NFL TOTALS</b>		<b>4</b>	<b>1</b>	<b>1</b>	<b>1</b>	<b>0</b>	<b>1</b>	<b>1</b>	<b>1.0</b>	<b>1.0</b>	<b>1</b>	<b>0</b>	<b>0</b>	<b>0</b>	<b>0</b>	<b>0</b>	<b>0</b>	<b>0</b>	<b>0</b>	<b>0</b>	<b>0</b>	<b>0</b>	<b>0</b>	<b>0</b>	<b>0</b>	<b>0</b>	<b>0</b>	<b>0</b>	<b>0</b>	<b>0</b>	<b>0</b>

### 2022 GAME-BY-GAME REGULAR-SEASON STATISTICS (FALCONS)

DATE	OPPONENT	P/S	TACKLES							QBH	INTERCEPTIONS					O. FUMB				ST				MISC		W/L	SCORE					
			TK	S	A	SK	YDS	TFL	YDS		NO	YDS	LG	TD	PD	FF	FR	TD	YDS	TK	S	A	FF	FR	S			A				
09/11	Saints										NOT ON ROSTER																	L	26-27			
09/18	at Rams										NOT ON ROSTER																	L	27-31			
09/25	at Seahawks										NOT ON ROSTER																	W	27-23			
10/02	Browns										NOT ON ROSTER																	W	23-20			
10/09	at Buccaneers										NOT ON ROSTER																	L	15-21			
10/16	49ers										NOT ON ROSTER																	W	28-14			
10/23	at Bengals										NOT ON ROSTER																	L	17-35			
10/30	Panthers										INACTIVE																	W	37-34+			
11/06	Chargers										INACTIVE																	L	17-20			
11/10	at Panthers										INACTIVE																	L	15-25			
11/20	Bears										INACTIVE																	W	27-24			
11/27	at Commanders	S	0	0	0	0.0	0.0	0	0	0	0	0	0	0	0	0	0	0	0	0	0	0	0	0	0	0	0	0	0	0	L	13-19
12/04	Steelers	S	2	0	2	0.0	0.0	0	0	0	0	0	0	0	0	0	0	0	0	0	0	0	0	0	0	0	0	0	0	0	L	16-19
12/18	at Saints										INACTIVE																	L	18-21			
12/24	at Ravens										INACTIVE																	L	9-17			
01/01	Cardinals	S	0	0	0	0.0	0.0	0	0	0	0	0	0	0	0	0	0	0	0	0	0	0	0	0	0	0	0	0	0	0	W	20-19
01/08	Buccaneers	P	4	0	4	0.0	0.0	0	0	1	0	0	0	0	0	0	0	0	0	0	0	0	0	0	0	0	0	0	0	0	W	30-17
<b>2022 TOTALS</b>		<b>4-3</b>	<b>6</b>	<b>0</b>	<b>6</b>	<b>0.0</b>	<b>0.0</b>	<b>0</b>	<b>0</b>	<b>1</b>	<b>0</b>	<b>0</b>	<b>0</b>	<b>0</b>	<b>0</b>	<b>0</b>	<b>0</b>	<b>0</b>	<b>0</b>	<b>0</b>	<b>0</b>	<b>0</b>	<b>0</b>	<b>0</b>	<b>0</b>	<b>0</b>	<b>0</b>	<b>0</b>	<b>0</b>	<b>0</b>	<b>7-10</b>	


+ - Overtime



# UPDATED PLAYER BIOS



## JERRION EALY



**WIDE RECEIVER/  
RUNNING BACK #39**  
MISSISSIPPI

**1<sup>ST</sup>** YEAR IN  
THE NFL

**1<sup>ST</sup>** YEAR WITH  
THE CHIEFS

HEIGHT: 5'8"  
WEIGHT: 187 LBS  
DRAFTED: CFA-22  
BIRTHDAY: 8/19/00

### JERRION EALY'S NFL REGULAR SEASON RUSHING/RECEIVING STATISTICS

DATE	TEAM	GP	GS	RECEIVING					RUSHING					
				NO.	YDS.	AVG.	LG	TD	NO.	YDS.	AVG.	LG	TD	
2022	Chiefs	0	0	0	0	0.0	0	0	0	0	0	0.0	0	0
<b>NFL TOTALS</b>		<b>0</b>	<b>0</b>	<b>0</b>	<b>0</b>	<b>0.0</b>	<b>0</b>	<b>0</b>	<b>0</b>	<b>0</b>	<b>0</b>	<b>0.0</b>	<b>0</b>	<b>0</b>

### JERRION EALY'S NFL POSTSEASON RUSHING/RECEIVING STATISTICS

DATE	TEAM	GP	GS	RECEIVING					RUSHING					
				NO.	YDS.	AVG.	LG	TD	NO.	YDS.	AVG.	LG	TD	
2022	Chiefs	0	0	0	0	0.0	0	0	0	0	0	0.0	0	0
<b>NFL TOTALS</b>		<b>0</b>	<b>0</b>	<b>0</b>	<b>0</b>	<b>0.0</b>	<b>0</b>	<b>0</b>	<b>0</b>	<b>0</b>	<b>0</b>	<b>0.0</b>	<b>0</b>	<b>0</b>

### JERRION EALY'S NFL REGULAR SEASON RETURN STATISTICS

DATE	TEAM	KICKOFF RETURNS					PUNT RETURNS					
		RET.	YDS.	AVG.	LG	TD	NO.	FC	YDS.	AVG.	LG	TD
2022	Chiefs	0	0	0.0	0	0	0	0	0	0.0	0	0
<b>NFL TOTALS</b>		<b>0</b>	<b>0</b>	<b>0.0</b>	<b>0</b>	<b>0</b>	<b>0</b>	<b>0</b>	<b>0</b>	<b>0.0</b>	<b>0</b>	<b>0</b>

### JERRION EALY'S NFL POSTSEASON RETURN STATISTICS

DATE	TEAM	KICKOFF RETURNS					PUNT RETURNS					
		RET.	YDS.	AVG.	LG	TD	NO.	FC	YDS.	AVG.	LG	TD
2022	Chiefs	0	0	0.0	0	0	0	0	0	0.0	0	0
<b>NFL TOTALS</b>		<b>0</b>	<b>0</b>	<b>0.0</b>	<b>0</b>	<b>0</b>	<b>0</b>	<b>0</b>	<b>0</b>	<b>0.0</b>	<b>0</b>	<b>0</b>



# UPDATED PLAYER BIOS

## 2022 GAME-BY-GAME REGULAR-SEASON STATISTICS (CHIEFS)

DATE	OPPONENT	P/S	RECEIVING					RUSHING					W/L	SCORE	
			NO.	YDS.	AVG.	LG	TD	NO.	YDS.	AVG.	LG	TD			
09/11	at Cardinals												W	44-21	
09/15	Chargers												W	27-24	
09/25	at Colts												L	17-20	
10/02	at Buccaneers												W	41-31	
10/10	Raiders												W	30-29	
10/16	Bills												L	20-24	
10/23	at 49ers												W	44-23	
11/06	Titans												W	20-17+	
11/13	Jaguars												W	27-17	
11/20	at Chargers												W	30-27	
11/27	Rams												W	26-10	
12/04	at Bengals												L	24-27	
12/11	at Broncos												W	34-28	
12/18	at Texans												W	30-24+	
12/24	Seahawks												W	24-10	
01/01	Broncos												W	27-24	
01/07	at Raiders												W	31-13	
<b>2022 TOTALS</b>		<b>0-0</b>	<b>0</b>	<b>0</b>	<b>0.0</b>	<b>0</b>	<b>0</b>	<b>0</b>	<b>0</b>	<b>0</b>	<b>0.0</b>	<b>0</b>	<b>0</b>	<b>14-3</b>	

+ - Overtime

## 2022 GAME-BY-GAME POSTSEASON STATISTICS (CHIEFS)

DATE	OPPONENT	P/S	RECEIVING					RUSHING					W/L	SCORE
			NO.	YDS.	AVG.	LG	TD	NO.	YDS.	AVG.	LG	TD		
01/21	Jaguars												W	27-20
01/29	Bengals												W	23-20
02/12	at Eagles												W	38-35
<b>2022 TOTALS</b>		<b>0-0</b>	<b>0</b>	<b>0</b>	<b>0.0</b>	<b>0</b>	<b>0</b>	<b>0</b>	<b>0</b>	<b>0.0</b>	<b>0</b>	<b>0</b>	<b>3-0</b>	



# MIKE EDWARDS

**SAFETY #21**  
**KENTUCKY**



**5<sup>TH</sup>** YEAR IN THE NFL

**1<sup>ST</sup>** YEAR WITH THE CHIEFS

HEIGHT: 5'10"  
WEIGHT: 205 LBS  
DRAFTED: FA-23  
BIRTHDAY: 5/18/96

## MIKE EDWARDS' NFL REGULAR SEASON DEFENSIVE STATISTICS

DATE	TEAM	GP	GS	TACKLES					INTERCEPTIONS					O. FUMB				ST			MISC						
				TK	S	A	TFL	YDS	SK	YDS	QBH	NO	YDS	LG	TD	PD	FF	FR	TD	YDS	TK	S	A	FF	FR	S	A
2019	Buccaneers	15	7	45	33	12	3	11	1.0	9.0	1	0	0	0	0	6	0	1	0	-1	0	0	0	0	1	0	0
2020	Buccaneers	16	0	9	5	4	0	0	0.0	0.0	0	2	67	37	0	5	0	1	0	31	2	1	1	0	0	0	0
2021	Buccaneers	14	4	45	33	12	1	1	0.0	0.0	0	3	46	31t	2	7	1	0	0	0	1	1	0	0	0	0	0
2022	Buccaneers	13	12	82	52	30	3	6	1.0	5.0	2	2	68	68t	1	3	0	0	0	0	0	0	0	0	0	0	0
<b>NFL TOTALS</b>		<b>58</b>	<b>23</b>	<b>181</b>	<b>123</b>	<b>58</b>	<b>7</b>	<b>18</b>	<b>2.0</b>	<b>14.0</b>	<b>3</b>	<b>7</b>	<b>181</b>	<b>68T</b>	<b>3</b>	<b>21</b>	<b>1</b>	<b>2</b>	<b>0</b>	<b>30</b>	<b>3</b>	<b>2</b>	<b>1</b>	<b>0</b>	<b>1</b>	<b>0</b>	<b>0</b>



# UPDATED PLAYER BIOS

## MIKE EDWARDS' NFL POSTSEASON DEFENSIVE STATISTICS

DATE	TEAM	GP	GS	TACKLES							INTERCEPTIONS					O. FUMB				ST				MISC		
				TK	S	A	TFL	YDS	SK	YDS	QBH	NO	YDS	LG	TD	PD	FF	FR	TD	YDS	TK	S	A	FF	FR	S
2020	Buccaneers	4	1	12	8	4	0	0	0.0	0.0	0	1	1	1	0	3	0	0	0	0	0	0	0	0	0	0
2021	Buccaneers	2	1	10	10	0	1	3	0.0	0.0	0	1	0	0	0	1	0	0	0	0	1	0	1	0	0	0
2022	Buccaneers	1	1	10	6	4	0	0	0.0	0.0	0	0	0	0	0	1	0	0	0	0	0	0	0	0	0	0
<b>NFL TOTALS</b>		<b>7</b>	<b>3</b>	<b>32</b>	<b>24</b>	<b>8</b>	<b>1</b>	<b>3</b>	<b>0.0</b>	<b>0.0</b>	<b>0</b>	<b>2</b>	<b>1</b>	<b>1</b>	<b>0</b>	<b>5</b>	<b>0</b>	<b>0</b>	<b>0</b>	<b>0</b>	<b>1</b>	<b>0</b>	<b>1</b>	<b>0</b>	<b>0</b>	<b>0</b>

## 2022 GAME-BY-GAME REGULAR-SEASON STATISTICS (BUCCANEERS)

DATE	OPPONENT	P/S	TACKLES							INTERCEPTIONS					O. FUMB				ST				MISC		W/L	SCORE		
			TK	S	A	SK	YDS	TFL	YDS	QBH	NO	YDS	LG	TD	PD	FF	FR	TD	YDS	TK	S	A	FF	FR			S	A
09/11	at Cowboys	S	5	4	1	0.0	0.0	0	0	0	0	0	0	0	0	0	0	0	0	0	0	0	0	0	0	0	W	19-3
09/18	at Saints	S	3	0	3	0.0	0.0	0	0	0	1	68	68	1	1	0	0	0	0	0	0	0	0	0	0	0	W	20-10
09/25	Packers	S	13	9	4	0.0	0.0	1	1	0	0	0	0	0	0	0	0	0	0	0	0	0	0	0	0	L	12-14	
10/02	Chiefs	S	13	5	8	1.0	5.0	1	5	1	0	0	0	0	0	0	0	0	0	0	0	0	0	0	0	L	31-41	
10/09	Falcons	S	2	1	1	0.0	0.0	0	0	0	0	0	0	0	0	0	0	0	0	0	0	0	0	0	0	W	21-15	
10/16	at Steelers		INACTIVE																							L	18-20	
10/23	at Panthers	S	6	4	2	0.0	0.0	0	0	0	0	0	0	0	0	0	0	0	0	0	0	0	0	0	0	L	3-21	
10/27	Ravens	S	11	8	3	0.0	0.0	0	0	0	0	0	0	0	0	0	0	0	0	0	0	0	0	0	0	L	22-27	
11/06	Rams	S	1	1	0	0.0	0.0	0	0	0	0	0	0	0	0	0	0	0	0	0	0	0	0	0	0	W	16-13	
11/13	Seahawks	S	4	4	0	0.0	0.0	0	0	0	0	0	0	0	0	0	0	0	0	0	0	0	0	0	0	W	21-16	
11/27	at Browns	S	6	2	4	0.0	0.0	0	0	0	1	0	0	0	1	0	0	0	0	0	0	0	0	0	0	L	17-23+	
12/05	Saints		INACTIVE																							W	17-16	
12/11	at 49ers		INACTIVE																							L	7-35	
12/18	Bengals	P	5	3	2	0.0	0.0	0	0	1	0	0	0	0	0	0	0	0	0	0	0	0	0	0	0	L	23-34	
12/25	at Cardinals	S	7	6	1	0.0	0.0	1	0	0	0	0	0	0	0	0	0	0	0	0	0	0	0	0	0	W	19-16+	
01/01	Panthers	S	6	5	1	0.0	0.0	0	0	0	0	0	0	0	0	0	0	0	0	0	0	0	0	0	0	W	30-24	
01/08	at Falcons		INACTIVE																							L	17-30	
<b>2022 TOTALS</b>		<b>13-12</b>	<b>82</b>	<b>52</b>	<b>30</b>	<b>1.0</b>	<b>5.0</b>	<b>3</b>	<b>6</b>	<b>2</b>	<b>2</b>	<b>68</b>	<b>68T</b>	<b>1</b>	<b>3</b>	<b>0</b>	<b>0</b>	<b>0</b>	<b>0</b>	<b>0</b>	<b>0</b>	<b>0</b>	<b>0</b>	<b>0</b>	<b>0</b>	<b>0</b>	<b>8-9</b>	

+ - Overtime

## 2022 GAME-BY-GAME POSTSEASON STATISTICS (BUCCANEERS)


DATE	OPPONENT	P/S	TACKLES							INTERCEPTIONS					O. FUMB				ST				MISC		W/L	SCORE		
			TK	S	A	SK	YDS	TFL	YDS	QBH	NO	YDS	LG	TD	PD	FF	FR	TD	YDS	TK	S	A	FF	FR			S	A
01/16	Cowboys	S	10	6	4	0.0	0.0	0	0	0	0	0	0	0	1	0	0	0	0	0	0	0	0	0	0	0	L	14-31
<b>2022 TOTALS</b>		<b>1-1</b>	<b>10</b>	<b>6</b>	<b>4</b>	<b>0.0</b>	<b>0.0</b>	<b>0</b>	<b>0</b>	<b>0</b>	<b>0</b>	<b>0</b>	<b>0</b>	<b>0</b>	<b>1</b>	<b>0</b>	<b>0</b>	<b>0</b>	<b>0</b>	<b>0</b>	<b>0</b>	<b>0</b>	<b>0</b>	<b>0</b>	<b>0</b>	<b>0</b>	<b>0-1</b>	



**CLYDE EDWARDS-HELAIRE**

**RUNNING BACK #25**

LSU



**4<sup>TH</sup>** YEAR IN THE NFL

**4<sup>TH</sup>** YEAR WITH THE CHIEFS

HEIGHT: 5'7"  
 WEIGHT: 207 LBS  
 DRAFTED: D1-20  
 BIRTHDAY: 4/11/99

## CLYDE EDWARDS-HELAIRE'S NFL REGULAR SEASON RUSHING/RECEIVING STATISTICS

DATE	TEAM	GP	GS	RUSHING					RECEIVING				
				NO.	YDS.	AVG.	LG	TD	NO.	YDS.	AVG.	LG	TD
2020	Chiefs	13	13	181	803	4.4	31	4	36	297	8.3	26	1
2021	Chiefs	10	10	119	517	4.3	17	4	19	129	6.8	29	2
2022	Chiefs	10	6	71	302	4.3	52	3	17	151	8.9	25	3
<b>NFL TOTALS</b>		<b>33</b>	<b>29</b>	<b>371</b>	<b>1,622</b>	<b>4.4</b>	<b>52</b>	<b>11</b>	<b>72</b>	<b>577</b>	<b>8.0</b>	<b>29</b>	<b>6</b>



# UPDATED PLAYER BIOS

## CLYDE EDWARDS-HELAIRE'S NFL POSTSEASON RUSHING/RECEIVING STATISTICS

DATE	TEAM	GP	GS	RUSHING					RECEIVING				
				NO.	YDS.	AVG.	LG	TD	NO.	YDS.	AVG.	LG	TD
2020	Chiefs	2	2	15	71	4.7	26	1	3	23	7.7	18	0
2021	Chiefs	2	0	13	96	7.4	22	0	2	13	6.5	9	0
2022	Chiefs	0	0	0	0	0.0	0	0	0	0	0.0	0	0
<b>NFL TOTALS</b>		<b>4</b>	<b>2</b>	<b>28</b>	<b>167</b>	<b>6.0</b>	<b>26</b>	<b>1</b>	<b>5</b>	<b>36</b>	<b>7.2</b>	<b>18</b>	<b>0</b>

### 2022 GAME-BY-GAME REGULAR-SEASON STATISTICS (CHIEFS)

DATE	OPPONENT	P/S	RUSHING					RECEIVING					W/L	SCORE
			NO.	YDS.	AVG.	LG	TD	NO.	YDS.	AVG.	LG	TD		
09/11	at Cardinals	S	7	42	6.0	18	0	3	32	10.7	25	2	W	44-21
09/15	Chargers	S	8	74	9.3	52	0	4	44	11.0	21	0	W	27-24
09/25	at Colts	S	7	0	0.0	4	1	5	39	7.8	16	0	L	17-20
10/02	at Buccaneers	S	19	92	4.8	20	1	1	2	2.0	2t	1	W	41-31
10/10	Raiders	S	9	15	1.7	8	0	3	20	6.7	10	0	W	30-29
10/16	Bills	S	9	33	3.7	11	0	0	0	0.0	0	0	L	20-24
10/23	at 49ers	P	6	32	5.3	16t	1	0	0	0.0	0	0	W	44-23
11/06	Titans	P	4	5	1.3	3	0	1	14	14.0	14	0	W	20-17+
11/13	Jaguars	P	0	0	0.0	0	0	0	0	0.0	0	0	W	27-17
11/20	at Chargers	P	2	9	4.5	6	0	0	0	0.0	0	0	W	30-27
11/27	Rams												W	26-10
12/04	at Bengals												L	24-27
12/11	at Broncos												W	34-28
12/18	at Texans												W	30-24+
12/24	Seahawks												W	24-10
01/01	Broncos												W	27-24
01/07	at Raiders												W	31-13
<b>2022 TOTALS</b>		<b>10-6</b>	<b>71</b>	<b>302</b>	<b>4.3</b>	<b>52</b>	<b>3</b>	<b>17</b>	<b>151</b>	<b>8.9</b>	<b>25</b>	<b>3</b>	<b>14-3</b>	

+ - Overtime

### 2022 GAME-BY-GAME POSTSEASON STATISTICS (CHIEFS)


DATE	OPPONENT	P/S	RUSHING					RECEIVING					W/L	SCORE
			NO.	YDS.	AVG.	LG	TD	NO.	YDS.	AVG.	LG	TD		
01/21	Jaguars												W	27-20
01/29	Bengals												W	23-20
02/12	at Eagles												W	38-35
<b>2022 TOTALS</b>		<b>0-0</b>	<b>0</b>	<b>0</b>	<b>0.0</b>	<b>0</b>	<b>0</b>	<b>0</b>	<b>0</b>	<b>0.0</b>	<b>0</b>	<b>0</b>	<b>3-0</b>	



**JODY  
FORTSON**



**TIGHT END #88  
VALDOSTA STATE**



**3RD** YEAR IN THE NFL

**3RD** YEAR WITH THE CHIEFS

HEIGHT: 6'4"  
WEIGHT: 226 LBS  
DRAFTED: CFA-19  
BIRTHDAY: 12/7/95

# UPDATED PLAYER BIOS

## JODY FORTSON'S NFL REGULAR SEASON RUSHING/RECEIVING STATISTICS

DATE	TEAM	GP	GS	RECEIVING					RUSHING				
				NO.	YDS.	AVG.	LG	TD	NO.	YDS.	AVG.	LG	TD
2019	Chiefs	0	0	0	0	0.0	0	0	0	0	0.0	0	0
2020	Chiefs	0	0	0	0	0.0	0	0	0	0	0.0	0	0
2021	Chiefs	6	0	5	47	9.4	27	2	0	0	0.0	0	0
2022	Chiefs	13	1	9	108	12.0	40	2	0	0	0.0	0	0
<b>NFL TOTALS</b>		<b>19</b>	<b>1</b>	<b>14</b>	<b>155</b>	<b>11.1</b>	<b>40</b>	<b>4</b>	<b>0</b>	<b>0</b>	<b>0.0</b>	<b>0</b>	<b>0</b>

## JODY FORTSON'S NFL POSTSEASON RUSHING/RECEIVING STATISTICS

DATE	TEAM	GP	GS	RECEIVING					RUSHING				
				NO.	YDS.	AVG.	LG	TD	NO.	YDS.	AVG.	LG	TD
2019	Chiefs	0	0	0	0	0.0	0	0	0	0	0.0	0	0
2020	Chiefs	0	0	0	0	0.0	0	0	0	0	0.0	0	0
2021	Chiefs	0	0	0	0	0.0	0	0	0	0	0.0	0	0
2022	Chiefs	2	1	0	0	0.0	0	0	0	0	0.0	0	0
<b>NFL TOTALS</b>		<b>2</b>	<b>1</b>	<b>0</b>	<b>0</b>	<b>0.0</b>	<b>0</b>	<b>0</b>	<b>0</b>	<b>0</b>	<b>0.0</b>	<b>0</b>	<b>0</b>

## 2022 GAME-BY-GAME REGULAR-SEASON STATISTICS (CHIEFS)

DATE	OPPONENT	P/S	RECEIVING					RUSHING					W/L	SCORE	
			NO.	YDS.	AVG.	LG	TD	NO.	YDS.	AVG.	LG	TD			
09/11	at Cardinals	P	1	1	1.0	1t	1	0	0	0.0	0	0	0	W	44-21
09/15	Chargers	P	0	0	0.0	0	0	0	0	0.0	0	0	0	W	27-24
09/25	at Colts	P	0	0	0.0	0	0	0	0	0.0	0	0	0	L	17-20
10/02	at Buccaneers	P	1	10	10.0	10t	1	0	0	0.0	0	0	0	W	41-31
10/10	Raiders	P	0	0	0.0	0	0	0	0	0.0	0	0	0	W	30-29
10/16	Bills	P	0	0	0.0	0	0	0	0	0.0	0	0	0	L	20-24
10/23	at 49ers	P	1	8	8.0	8	0	0	0	0.0	0	0	0	W	44-23
11/06	Titans						INACTIVE						0	W	20-17+
11/13	Jaguars	P	1	6	6.0	6	0	0	0	0.0	0	0	0	W	27-17
11/20	at Chargers	S	2	51	25.5	40	0	0	0	0.0	0	0	0	W	30-27
11/27	Rams	P	2	26	13.0	21	0	0	0	0.0	0	0	0	W	26-10
12/04	at Bengals	P	1	6	6.0	6	0	0	0	0.0	0	0	0	L	24-27
12/11	at Broncos	P	0	0	0.0	0	0	0	0	0.0	0	0	0	W	34-28
12/18	at Texans	P	0	0	0.0	0	0	0	0	0.0	0	0	0	W	30-24+
12/24	Seahawks						RESERVE/INJURED						0	W	24-10
01/01	Broncos						RESERVE/INJURED						0	W	27-24
01/07	at Raiders						RESERVE/INJURED						0	W	31-13
<b>2022 TOTALS</b>		<b>13-1</b>	<b>9</b>	<b>108</b>	<b>12.0</b>	<b>40</b>	<b>2</b>	<b>0</b>	<b>0</b>	<b>0.0</b>	<b>0</b>	<b>0</b>	<b>0</b>	<b>14-3</b>	

+ - Overtime

## 2022 GAME-BY-GAME POSTSEASON STATISTICS (CHIEFS)

DATE	OPPONENT	P/S	RECEIVING					RUSHING					W/L	SCORE	
			NO.	YDS.	AVG.	LG	TD	NO.	YDS.	AVG.	LG	TD			
01/21	Jaguars						RESERVE/INJURED						0	W	27-20
01/29	Bengals	S	0	0	0.0	0	0	0	0	0.0	0	0	0	W	23-20
02/12	at Eagles	P	0	0	0.0	0	0	0	0	0.0	0	0	0	W	38-35
<b>2022 TOTALS</b>		<b>2-1</b>	<b>0</b>	<b>0</b>	<b>0.0</b>	<b>0</b>	<b>0</b>	<b>0</b>	<b>0</b>	<b>0.0</b>	<b>0</b>	<b>0</b>	<b>0</b>	<b>3-0</b>	



# UPDATED PLAYER BIOS



## TY FRYFOGLE

**WIDE RECEIVER #13**  
**INDIANA**



**1<sup>ST</sup>** YEAR IN THE NFL

**1<sup>ST</sup>** YEAR WITH THE CHIEFS

HEIGHT: 6'2"  
WEIGHT: 205 LBS  
DRAFTED: FA-23  
BIRTHDAY: 1/28/99

### TY FRYFOGLE'S NFL REGULAR SEASON RUSHING/RECEIVING STATISTICS

DATE	TEAM	GP	GS	RECEIVING					RUSHING					
				NO.	YDS.	AVG.	LG	TD	NO.	YDS.	AVG.	LG	TD	
2022	Cowboys	0	0	0	0	0.0	0	0	0	0	0	0.0	0	0
<b>NFL TOTALS</b>		<b>0</b>	<b>0</b>	<b>0</b>	<b>0</b>	<b>0.0</b>	<b>0</b>	<b>0</b>	<b>0</b>	<b>0</b>	<b>0</b>	<b>0.0</b>	<b>0</b>	<b>0</b>

### TY FRYFOGLE'S NFL REGULAR SEASON RETURN STATISTICS

DATE	TEAM	KICKOFF RETURNS					PUNT RETURNS					
		RET.	YDS.	AVG.	LG	TD	NO.	FC	YDS.	AVG.	LG	TD
2022	Cowboys	0	0	0.0	0	0	0	0	0	0.0	0	0
<b>NFL TOTALS</b>		<b>0</b>	<b>0</b>	<b>0.0</b>	<b>0</b>	<b>0</b>	<b>0</b>	<b>0</b>	<b>0</b>	<b>0.0</b>	<b>0</b>	<b>0</b>

### 2022 GAME-BY-GAME REGULAR-SEASON STATISTICS (COWBOYS)

DATE	OPPONENT	P/S	RECEIVING					RUSHING					W/L	SCORE	
			NO.	YDS.	AVG.	LG	TD	NO.	YDS.	AVG.	LG	TD			
09/11	Buccaneers												L	3-19	
09/18	Bengals												W	20-17	
09/26	at Giants												W	23-16	
10/02	Commanders												W	25-10	
10/09	at Rams												W	22-10	
10/16	at Eagles												L	17-26	
10/23	Lions												W	24-6	
10/30	Bears												W	49-29	
11/13	at Packers												L	28-31+	
11/20	at Vikings												W	40-3	
11/24	Giants												W	28-20	
12/04	Colts												W	54-19	
12/11	Texans												W	27-23	
12/18	at Jaguars												L	34-40+	
12/24	Eagles												W	40-34	
12/29	at Titans												W	27-13	
01/08	at Commanders												L	6-26	
<b>2022 TOTALS</b>		<b>0-0</b>	<b>0</b>	<b>0</b>	<b>0.0</b>	<b>0</b>	<b>0</b>	<b>0</b>	<b>0</b>	<b>0</b>	<b>0.0</b>	<b>0</b>	<b>0</b>	<b>12-5</b>	

+ - Overtime



# UPDATED PLAYER BIOS



## BLAINE GABBERT



**QUARTERBACK #9**  
**MISSOURI**

**12<sup>TH</sup>** YEAR IN THE NFL

**1<sup>ST</sup>** YEAR WITH THE CHIEFS

HEIGHT: 6'5"  
WEIGHT: 235 LBS  
DRAFTED: FA-23  
BIRTHDAY: 10/15/89

### BLAINE GABBERT'S NFL REGULAR SEASON PASSING STATISTICS

DATE	TEAM	GP	GS	ATT.	CMP.	PCT.	YDS	AVG.	TD	INT.	LG	SK	LST	RATE
2011	Jaguars	15	14	413	210	50.8	2,214	5.4	12	11	74t	40	293	65.4
2012	Jaguars	10	10	278	162	58.3	1,662	6.0	9	6	80t	22	158	77.4
2013	Jaguars	3	3	86	42	48.8	481	5.6	1	7	67t	12	67	36.0
2014	49ers	1	0	7	3	42.9	38	5.4	1	0	20t	0	0	100.0
2015	49ers	8	8	282	178	63.1	2,031	7.2	10	7	71t	25	164	86.2
2016	49ers	6	5	160	91	56.9	925	5.8	5	6	75t	11	48	68.4
2017	Cardinals	5	5	171	95	55.6	1,086	6.4	6	6	52t	23	149	71.9
2018	Titans	8	3	101	61	60.4	626	6.2	4	4	35	5	37	74.9
2019	Buccaneers	0	0	0	0	0.0	0	0.0	0	0	0	0	0	0.0
2020	Buccaneers	4	0	16	9	56.3	143	8.9	2	0	35	1	7	125.8
2021	Buccaneers	6	0	11	7	63.6	67	6.1	0	0	23	1	10	80.5
2022	Buccaneers	1	0	8	6	75.0	29	3.6	1	0	13	0	0	119.3
<b>TOTALS</b>		<b>67</b>	<b>48</b>	<b>1,533</b>	<b>864</b>	<b>56.4</b>	<b>9,302</b>	<b>6.1</b>	<b>51</b>	<b>47</b>	<b>80T</b>	<b>140</b>	<b>933</b>	<b>72.6</b>

### BLAINE GABBERT'S NFL POSTSEASON PASSING STATISTICS

DATE	TEAM	GP	GS	ATT.	CMP.	PCT.	YDS	AVG.	TD	INT.	LG	SK	LST	RATE
2020	Buccaneers	0	0	0	0	0.0	0	0.0	0	0	0	0	0	0.0
2021	Buccaneers	0	0	0	0	0.0	0	0.0	0	0	0	0	0	0.0
2022	Buccaneers	0	0	0	0	0.0	0	0.0	0	0	0	0	0	0.0
<b>TOTALS</b>		<b>0</b>	<b>0</b>	<b>0</b>	<b>0</b>	<b>0.0</b>	<b>0</b>	<b>0.0</b>	<b>0</b>	<b>0</b>	<b>0</b>	<b>0</b>	<b>0</b>	<b>0.0</b>

### BLAINE GABBERT'S NFL REGULAR SEASON RUSHING STATISTICS

DATE	TEAM	NO.	YDS.	AVG.	LG	TD
2011	Jaguars	48	98	2.0	12	0
2012	Jaguars	18	56	3.1	10	0
2013	Jaguars	9	32	3.6	7	0
2014	49ers	1	5	5.0	5	0
2015	49ers	32	185	5.8	44t	1
2016	49ers	40	173	4.3	24	2
2017	Cardinals	22	82	3.7	12	0
2018	Titans	6	0	0.0	1	0
2019	Buccaneers	0	0	0.0	0	0
2020	Buccaneers	9	16	1.8	16	0
2021	Buccaneers	9	-7	-0.8	0	0
2022	Buccaneers	0	0	0.0	0	0
<b>TOTALS</b>		<b>194</b>	<b>640</b>	<b>3.3</b>	<b>44T</b>	<b>3</b>



# UPDATED PLAYER BIOS

## BLAINE GABBERT'S NFL POSTSEASON RUSHING STATISTICS

DATE	TEAM	NO.	YDS.	AVG.	LG	TD
2020	Buccaneers	0	0	0.0	0	0
2021	Buccaneers	0	0	0.0	0	0
2022	Buccaneers	0	0	0.0	0	0
<b>TOTALS</b>		<b>0</b>	<b>0</b>	<b>0.0</b>	<b>0</b>	<b>0</b>

## BLAINE GABBERT'S NFL REGULAR SEASON PASSING/RUSHING STATISTICS

DATE	TEAM	GP	GS	PASSING										RUSHING					
				ATT.	CMP.	PCT.	YDS	AVG.	TD	INT.	LG	SK	LST	RATE	NO.	YDS.	AVG.	LG	TD
2011	Jaguars	15	14	413	210	50.8	2,214	5.4	12	11	74t	40	293	65.4	48	98	2.0	12	0
2012	Jaguars	10	10	278	162	58.3	1,662	6.0	9	6	80t	22	158	77.4	18	56	3.1	10	0
2013	Jaguars	3	3	86	42	48.8	481	5.6	1	7	67t	12	67	36.0	9	32	3.6	7	0
2014	49ers	1	0	7	3	42.9	38	5.4	1	0	20t	0	0	100.0	1	5	5.0	5	0
2015	49ers	8	8	282	178	63.1	2,031	7.2	10	7	71t	25	164	86.2	32	185	5.8	44t	1
2016	49ers	6	5	160	91	56.9	925	5.8	5	6	75t	11	48	68.4	40	173	4.3	24	2
2017	Cardinals	5	5	171	95	55.6	1,086	6.4	6	6	52t	23	149	71.9	22	82	3.7	12	0
2018	Titans	8	3	101	61	60.4	626	6.2	4	4	35	5	37	74.9	6	0	0.0	1	0
2019	Buccaneers	0	0	0	0	0.0	0	0.0	0	0	0	0	0	0.0	0	0	0.0	0	0
2020	Buccaneers	4	0	16	9	56.3	143	8.9	2	0	35	1	7	125.8	9	16	1.8	16	0
2021	Buccaneers	6	0	11	7	63.6	67	6.1	0	0	23	1	10	80.5	9	-7	-0.8	0	0
2022	Buccaneers	1	0	8	6	75.0	29	3.6	1	0	13	0	0	119.3	0	0	0.0	0	0
<b>TOTALS</b>		<b>67</b>	<b>48</b>	<b>1,533</b>	<b>864</b>	<b>56.4</b>	<b>9,302</b>	<b>6.1</b>	<b>51</b>	<b>47</b>	<b>80T</b>	<b>140</b>	<b>933</b>	<b>72.6</b>	<b>194</b>	<b>640</b>	<b>3.3</b>	<b>44T</b>	<b>3</b>

## BLAINE GABBERT'S NFL POSTSEASON PASSING/RUSHING STATISTICS

DATE	TEAM	GP	GS	PASSING										RUSHING					
				ATT.	CMP.	PCT.	YDS	AVG.	TD	INT.	LG	SK	LST	RATE	NO.	YDS.	AVG.	LG	TD
2020	Buccaneers	0	0	0	0	0.0	0	0.0	0	0	0	0	0	0.0	0	0	0.0	0	0
2021	Buccaneers	0	0	0	0	0.0	0	0.0	0	0	0	0	0	0.0	0	0	0.0	0	0
2022	Buccaneers	0	0	0	0	0.0	0	0.0	0	0	0	0	0	0.0	0	0	0.0	0	0
<b>TOTALS</b>		<b>0</b>	<b>0</b>	<b>0</b>	<b>0</b>	<b>0.0</b>	<b>0</b>	<b>0.0</b>	<b>0</b>	<b>0</b>	<b>0</b>	<b>0</b>	<b>0</b>	<b>0.0</b>	<b>0</b>	<b>0</b>	<b>0.0</b>	<b>0</b>	<b>0</b>

## 2022 GAME-BY-GAME REGULAR-SEASON STATISTICS (BUCCANEERS)

DATE	OPPONENT	P/S	PASSING											RUSHING				W/L	SCORE		
			ATT	CMP	YDS	PCT	Y/A	Y/C	TD	INT	LG	SK/YD	RATE	ATT	YDS	LG	TD				
09/11	at Cowboys																			W	19-3
09/18	at Saints																			W	20-10
09/25	Packers																			L	12-14
10/02	Chiefs																			L	31-41
10/09	Falcons																			W	21-15
10/16	at Steelers																			L	18-20
10/23	at Panthers																			L	3-21
10/27	Ravens																			L	22-27
11/06	Rams																			W	16-13
11/13	Seahawks																			W	21-16
11/27	at Browns																			L	17-23+
12/05	Saints																			W	17-16
12/11	at 49ers																			L	7-35
12/18	Bengals																			L	23-34
12/25	at Cardinals																			W	19-16+
01/01	Panthers																			W	30-24
01/08	at Falcons	P	8	6	29	75.0	3.6	4.8	1	0	13	0/0	119.3	0	0	0	0	0	0	L	17-30
<b>2022 TOTALS</b>		<b>1-0</b>	<b>8</b>	<b>6</b>	<b>29</b>	<b>75.0</b>	<b>3.6</b>	<b>4.8</b>	<b>1</b>	<b>0</b>	<b>13</b>	<b>0/0</b>	<b>119.3</b>	<b>0</b>	<b>0</b>	<b>0</b>	<b>0</b>	<b>0</b>	<b>0</b>	<b>8-9</b>	

+ - Overtime

## 2022 GAME-BY-GAME POSTSEASON STATISTICS (BUCCANEERS)

DATE	OPPONENT	P/S	PASSING											RUSHING				W/L	SCORE			
			ATT	CMP	YDS	PCT	Y/A	Y/C	TD	INT	LG	SK/YD	RATE	ATT	YDS	LG	TD					
01/16	Cowboys																				L	14-31
<b>2022 TOTALS</b>		<b>0-0</b>	<b>0</b>	<b>0</b>	<b>0</b>	<b>0.0</b>	<b>0.0</b>	<b>0.0</b>	<b>0</b>	<b>0</b>	<b>0</b>	<b>0/0</b>	<b>0.0</b>	<b>0</b>	<b>0</b>	<b>0</b>	<b>0</b>	<b>0</b>	<b>0</b>	<b>0-1</b>		

## 300-YARD PASSING GAMES (3): REGULAR SEASON

DATE	TEAM	NO.	YDS.	AVG.	LG	TD
10/28/12	at Packers	27	303	11.2	36	1
11/29/15	CARDINALS	25	318	12.7	48	1
01/03/16	RAMS	28	354	12.6	44	1



# UPDATED PLAYER BIOS




## IZAIAH GATHINGS

**TIGHT END #42**  
MIDDLE TENNESSEE STATE

**ROOKIE**

HEIGHT: 6'4"  
WEIGHT: 222 LBS  
DRAFTED: FA-23  
BIRTHDAY: 9/18/00



## WILLIE GAY

**LINEBACKER #50**  
MISSISSIPPI STATE

**4TH** YEAR IN THE NFL

**4TH** YEAR WITH THE CHIEFS

HEIGHT: 6'1"  
WEIGHT: 243 LBS  
DRAFTED: D2-20  
BIRTHDAY: 2/15/98



### WILLIE GAY'S NFL REGULAR SEASON DEFENSIVE STATISTICS

DATE	TEAM	GP	GS	TACKLES							INTERCEPTIONS					O. FUMB				ST				MISC			
				TK	S	A	TFL	YDS	SK	YDS	QBH	NO	YDS	LG	TD	PD	FF	FR	TD	YDS	TK	S	A	FF	FR	S	A
2020	Chiefs	16	8	37	27	10	3	9	1.0	1.0	1	0	0	0	0	3	1	0	0	0	2	2	0	0	0	0	0
2021	Chiefs	12	11	48	26	22	1	0	0.5	3.5	1	2	14	13	0	4	0	0	0	0	0	0	0	0	0	0	0
2022	Chiefs	13	13	88	51	37	9	24	2.5	8.0	4	1	47	47t	1	8	0	1	0	0	0	0	0	0	0	0	0
<b>NFL TOTALS</b>		<b>41</b>	<b>32</b>	<b>173</b>	<b>104</b>	<b>69</b>	<b>13</b>	<b>33</b>	<b>4.0</b>	<b>12.5</b>	<b>6</b>	<b>3</b>	<b>61</b>	<b>47T</b>	<b>1</b>	<b>15</b>	<b>1</b>	<b>1</b>	<b>0</b>	<b>0</b>	<b>2</b>	<b>2</b>	<b>0</b>	<b>0</b>	<b>0</b>	<b>0</b>	<b>0</b>

### WILLIE GAY'S NFL POSTSEASON DEFENSIVE STATISTICS

DATE	TEAM	GP	GS	TACKLES							INTERCEPTIONS					O. FUMB				ST				MISC			
				TK	S	A	TFL	YDS	SK	YDS	QBH	NO	YDS	LG	TD	PD	FF	FR	TD	YDS	TK	S	A	FF	FR	S	A
2020	Chiefs	0	0	0	0	0	0	0	0.0	0.0	0	0	0	0	0	0	0	0	0	0	0	0	0	0	0	0	0
2021	Chiefs	3	3	11	7	4	1	2	0.0	0.0	1	0	0	0	0	2	1	0	0	0	0	0	0	0	0	0	0
2022	Chiefs	3	3	9	6	3	2	2	0.5	3.0	1	0	0	0	0	0	0	0	0	0	0	0	0	0	0	0	0
<b>NFL TOTALS</b>		<b>6</b>	<b>6</b>	<b>20</b>	<b>13</b>	<b>7</b>	<b>3</b>	<b>4</b>	<b>0.5</b>	<b>3.0</b>	<b>2</b>	<b>0</b>	<b>0</b>	<b>0</b>	<b>0</b>	<b>2</b>	<b>1</b>	<b>0</b>	<b>0</b>	<b>0</b>	<b>0</b>	<b>0</b>	<b>0</b>	<b>0</b>	<b>0</b>	<b>0</b>	<b>0</b>



# UPDATED PLAYER BIOS

## 2022 GAME-BY-GAME REGULAR-SEASON STATISTICS (CHIEFS)

DATE	OPPONENT	P/S	TACKLES							INTERCEPTIONS					O. FUMB				ST				MISC		W/L	SCORE		
			TK	S	A	SK	YDS	TFL	YDS	QBH	NO	YDS	LG	TD	PD	FF	FR	TD	YDS	TK	S	A	FF	FR			S	A
09/11	at Cardinals	S	5	2	3	0.0	0.0	0	0	0	0	0	0	0	0	0	0	0	0	0	0	0	0	0	0	0	W	44-21
09/15	Chargers	S	11	6	5	0.0	0.0	2	7	1	0	0	0	0	2	0	0	0	0	0	0	0	0	0	0	W	27-24	
09/25	at Colts										RESERVE/LEAGUE SUSP.													L	17-20			
10/02	at Buccaneers										RESERVE/LEAGUE SUSP.													W	41-31			
10/10	Raiders										RESERVE/LEAGUE SUSP.													W	30-29			
10/16	Bills										RESERVE/LEAGUE SUSP.													L	20-24			
10/23	at 49ers	S	8	4	4	0.5	2.0	0	0	1	0	0	0	0	0	0	0	0	0	0	0	0	0	0	0	W	44-23	
11/06	Titans	S	5	3	2	0.0	0.0	0	0	0	0	0	0	0	0	0	0	0	0	0	0	0	0	0	0	W	20-17+	
11/13	Jaguars	S	8	6	2	1.0	0.0	1	0	1	0	0	0	0	1	0	0	0	0	0	0	0	0	0	0	W	27-17	
11/20	at Chargers	S	11	7	4	1.0	6.0	2	6	1	0	0	0	0	0	0	0	0	0	0	0	0	0	0	0	W	30-27	
11/27	Rams	S	5	3	2	0.0	0.0	1	0	0	0	0	0	0	0	0	0	0	0	0	0	0	0	0	0	W	26-10	
12/04	at Bengals	S	5	3	2	0.0	0.0	1	5	0	0	0	0	0	1	0	0	0	0	0	0	0	0	0	0	L	24-27	
12/11	at Broncos	S	5	5	0	0.0	0.0	1	4	0	1	47	47	1	1	0	0	0	0	0	0	0	0	0	0	W	34-28	
12/18	at Texans	S	4	2	2	0.0	0.0	0	0	0	0	0	0	0	0	0	1	0	0	0	0	0	0	0	0	W	30-24+	
12/24	Seahawks	S	9	2	7	0.0	0.0	1	2	0	0	0	0	0	2	0	0	0	0	0	0	0	0	0	0	W	24-10	
01/01	Broncos	S	7	5	2	0.0	0.0	0	0	0	0	0	0	0	0	0	0	0	0	0	0	0	0	0	0	W	27-24	
01/07	at Raiders	S	5	3	2	0.0	0.0	0	0	0	0	0	0	0	1	0	0	0	0	0	0	0	0	0	0	W	31-13	
<b>2022 TOTALS</b>		<b>13-13</b>	<b>88</b>	<b>51</b>	<b>37</b>	<b>2.5</b>	<b>8.0</b>	<b>9</b>	<b>24</b>	<b>4</b>	<b>1</b>	<b>47</b>	<b>47T</b>	<b>1</b>	<b>8</b>	<b>0</b>	<b>1</b>	<b>0</b>	<b>0</b>	<b>0</b>	<b>0</b>	<b>0</b>	<b>0</b>	<b>0</b>	<b>0</b>	<b>14-3</b>		

+ - Overtime

## 2022 GAME-BY-GAME POSTSEASON STATISTICS (CHIEFS)

DATE	OPPONENT	P/S	TACKLES							INTERCEPTIONS					O. FUMB				ST				MISC		W/L	SCORE		
			TK	S	A	SK	YDS	TFL	YDS	QBH	NO	YDS	LG	TD	PD	FF	FR	TD	YDS	TK	S	A	FF	FR			S	A
01/21	Jaguars	S	0	0	0	0.0	0.0	0	0	0	0	0	0	0	0	0	0	0	0	0	0	0	0	0	0	0	W	27-20
01/29	Bengals	S	1	0	1	0.5	3.0	0	0	1	0	0	0	0	0	0	0	0	0	0	0	0	0	0	0	W	23-20	
02/12	at Eagles	S	8	6	2	0.0	0.0	2	2	0	0	0	0	0	0	0	0	0	0	0	0	0	0	0	0	W	38-35	
<b>2022 TOTALS</b>		<b>3-3</b>	<b>9</b>	<b>6</b>	<b>3</b>	<b>0.5</b>	<b>3.0</b>	<b>2</b>	<b>2</b>	<b>1</b>	<b>0</b>	<b>0</b>	<b>0</b>	<b>0</b>	<b>0</b>	<b>0</b>	<b>0</b>	<b>0</b>	<b>0</b>	<b>0</b>	<b>0</b>	<b>0</b>	<b>0</b>	<b>0</b>	<b>0</b>	<b>3-0</b>		



# JASON GODRICK

**OFFENSIVE TACKLE #72**

**ROOKIE**

HEIGHT: 6'5"  
 WEIGHT: 295 LBS  
 DRAFTED: CFA-23  
 BIRTHDAY: 10/11/00



# UPDATED PLAYER BIOS



## NOAH GRAY



**TIGHT END #83**  
**DUKE**

**3<sup>RD</sup>** YEAR IN THE NFL

**3<sup>RD</sup>** YEAR WITH THE CHIEFS

HEIGHT: 6'3"  
WEIGHT: 240 LBS  
DRAFTED: D5A-21  
BIRTHDAY: 4/30/99

### NOAH GRAY'S NFL REGULAR SEASON RUSHING/RECEIVING STATISTICS

DATE	TEAM	GP	GS	RECEIVING					RUSHING				
				NO.	YDS.	AVG.	LG	TD	NO.	YDS.	AVG.	LG	TD
2021	Chiefs	16	1	7	36	5.1	8	1	0	0	0.0	0	0
2022	Chiefs	17	8	28	299	10.7	27	1	1	1	1.0	1t	1
<b>NFL TOTALS</b>		<b>33</b>	<b>9</b>	<b>35</b>	<b>335</b>	<b>9.6</b>	<b>27</b>	<b>2</b>	<b>1</b>	<b>1</b>	<b>1.0</b>	<b>1T</b>	<b>1</b>

### NOAH GRAY'S NFL POSTSEASON RUSHING/RECEIVING STATISTICS

DATE	TEAM	GP	GS	RECEIVING					RUSHING				
				NO.	YDS.	AVG.	LG	TD	NO.	YDS.	AVG.	LG	TD
2021	Chiefs	3	0	2	14	7.0	8	0	0	0	0.0	0	0
2022	Chiefs	3	3	3	37	12.3	27	0	1	0	0.0	0	0
<b>NFL TOTALS</b>		<b>6</b>	<b>3</b>	<b>5</b>	<b>51</b>	<b>10.2</b>	<b>27</b>	<b>0</b>	<b>1</b>	<b>0</b>	<b>0.0</b>	<b>0</b>	<b>0</b>

### NOAH GRAY'S NFL REGULAR SEASON RETURN STATISTICS

DATE	TEAM	KICKOFF RETURNS					PUNT RETURNS					
		RET.	YDS.	AVG.	LG	TD	NO.	FC	YDS.	AVG.	LG	TD
2021	Chiefs	0	0	0.0	0	0	0	0	0	0.0	0	0
2022	Chiefs	0	0	0.0	0	0	0	0	0	0.0	0	0
<b>NFL TOTALS</b>		<b>0</b>	<b>0</b>	<b>0.0</b>	<b>0</b>	<b>0</b>	<b>0</b>	<b>0</b>	<b>0</b>	<b>0.0</b>	<b>0</b>	<b>0</b>

### NOAH GRAY'S NFL POSTSEASON RETURN STATISTICS

DATE	TEAM	KICKOFF RETURNS					PUNT RETURNS					
		RET.	YDS.	AVG.	LG	TD	NO.	FC	YDS.	AVG.	LG	TD
2021	Chiefs	0	0	0.0	0	0	0	0	0	0.0	0	0
2022	Chiefs	0	0	0.0	0	0	0	0	0	0.0	0	0
<b>NFL TOTALS</b>		<b>0</b>	<b>0</b>	<b>0.0</b>	<b>0</b>	<b>0</b>	<b>0</b>	<b>0</b>	<b>0</b>	<b>0.0</b>	<b>0</b>	<b>0</b>



# UPDATED PLAYER BIOS

## 2022 GAME-BY-GAME REGULAR-SEASON STATISTICS (CHIEFS)

DATE	OPPONENT	P/S	RECEIVING					RUSHING					W/L	SCORE
			NO.	YDS.	AVG.	LG	TD	NO.	YDS.	AVG.	LG	TD		
09/11	at Cardinals	P	1	10	10.0	10	0	0	0	0.0	0	0	W	44-21
09/15	Chargers	P	2	12	6.0	11	0	0	0	0.0	0	0	W	27-24
09/25	at Colts	P	1	26	26.0	26	0	0	0	0.0	0	0	L	17-20
10/02	at Buccaneers	P	0	0	0.0	0	0	1	1	1.0	1t	1	W	41-31
10/10	Raiders	P	1	7	7.0	7	0	0	0	0.0	0	0	W	30-29
10/16	Bills	S	3	13	4.3	7	0	0	0	0.0	0	0	L	20-24
10/23	at 49ers	S	1	10	10.0	10	0	0	0	0.0	0	0	W	44-23
11/06	Titans	S	3	45	15.0	27	0	0	0	0.0	0	0	W	20-17+
11/13	Jaguars	S	2	20	10.0	13t	1	0	0	0.0	0	0	W	27-17
11/20	at Chargers	S	2	15	7.5	12	0	0	0	0.0	0	0	W	30-27
11/27	Rams	S	2	16	8.0	9	0	0	0	0.0	0	0	W	26-10
12/04	at Bengals	P	1	15	15.0	15	0	0	0	0.0	0	0	L	24-27
12/11	at Broncos	P	3	45	15.0	25	0	0	0	0.0	0	0	W	34-28
12/18	at Texans	S	3	31	10.3	13	0	0	0	0.0	0	0	W	30-24+
12/24	Seahawks	S	1	8	8.0	8	0	0	0	0.0	0	0	W	24-10
01/01	Broncos	P	1	12	12.0	12	0	0	0	0.0	0	0	W	27-24
01/07	at Raiders	P	1	14	14.0	14	0	0	0	0.0	0	0	W	31-13
<b>2022 TOTALS</b>		<b>17-8</b>	<b>28</b>	<b>299</b>	<b>10.7</b>	<b>27</b>	<b>1</b>	<b>1</b>	<b>1</b>	<b>1.0</b>	<b>1T</b>	<b>1</b>	<b>14-3</b>	

+ - Overtime

## 2022 GAME-BY-GAME POSTSEASON STATISTICS (CHIEFS)

DATE	OPPONENT	P/S	RECEIVING					RUSHING					W/L	SCORE
			NO.	YDS.	AVG.	LG	TD	NO.	YDS.	AVG.	LG	TD		
01/21	Jaguars	S	1	27	27.0	27	0	1	0	0.0	0	0	W	27-20
01/29	Bengals	S	1	4	4.0	4	0	0	0	0.0	0	0	W	23-20
02/12	at Eagles	S	1	6	6.0	6	0	0	0	0.0	0	0	W	38-35
<b>2022 TOTALS</b>		<b>3-3</b>	<b>3</b>	<b>37</b>	<b>12.3</b>	<b>27</b>	<b>0</b>	<b>1</b>	<b>0</b>	<b>0.0</b>	<b>0</b>	<b>0</b>	<b>3-0</b>	



# SEBASTIAN GUTIERREZ

**TACKLE #60**  
**MINOT STATE**



**1ST** YEAR IN THE NFL

**1ST** YEAR WITH THE CHIEFS

HEIGHT: 6'5"  
WEIGHT: 308 LBS  
DRAFTED: FA-23  
BIRTHDAY: 7/6/98

## SEBASTIAN GUTIERREZ'S NFL REGULAR SEASON STATISTICS

DATE	TEAM	GP	GS
2022	Broncos	0	0
2022	Raiders	1	0
2022	<b>TOTAL</b>	<b>1</b>	<b>0</b>
Went from <b>Denver</b> to <b>Las Vegas</b> .			
<b>NFL TOTALS</b>		<b>1</b>	<b>0</b>



# UPDATED PLAYER BIOS

## 2022 GAME-BY-GAME REGULAR-SEASON STATISTICS (RAIDERS)

DATE	OPPONENT	P/S		W/L	SCORE
11/06	at Jaguars		PRACTICE SQUAD	L	20-27
11/13	Colts		PRACTICE SQUAD	L	20-25
11/20	at Broncos		PRACTICE SQUAD	W	22-16+
11/27	at Seahawks		PRACTICE SQUAD	W	40-34+
12/04	Chargers		PRACTICE SQUAD	W	27-20
12/08	at Rams		PRACTICE SQUAD	L	16-17
12/18	Patriots		PRACTICE SQUAD	W	30-24
12/24	at Steelers		PRACTICE SQUAD	L	10-13
01/01	49ers		PRACTICE SQUAD	L	34-37+
<b>2022 TOTALS</b>		<b>0-0</b>		<b>4-5</b>	

+ - Overtime




## KAHLEF HAILASSIE

**CORNERBACK #12**  
**WESTERN KENTUCKY**

**ROOKIE**

HEIGHT: 6'1"  
WEIGHT: 194 LBS  
DRAFTED: CFA-23  
BIRTHDAY: 11/9/00



## ANDERSON HARDY

**CENTER #68**  
**APPALACHIAN STATE**

**ROOKIE**

HEIGHT: 6'6"  
WEIGHT: 301 LBS  
DRAFTED: CFA-23  
BIRTHDAY: 2/3/00






# UPDATED PLAYER BIOS



## MALIK HERRING



**DEFENSIVE END #94**  
**GEORGIA**

**3<sup>RD</sup>** YEAR IN THE NFL

**3<sup>RD</sup>** YEAR WITH THE CHIEFS

HEIGHT: 6'3"  
WEIGHT: 275 LBS  
DRAFTED: CFA-21  
BIRTHDAY: 11/9/97

### MALIK HERRING'S NFL REGULAR SEASON DEFENSIVE STATISTICS

DATE	TEAM	GP	GS	TACKLES								INTERCEPTIONS					O. FUMB				ST			MISC							
				TK	S	A	TFL	YDS	SK	YDS	QBH	NO	YDS	LG	TD	PD	FF	FR	TD	YDS	TK	S	A	FF	FR	S	A				
2021	Chiefs	0	0	0	0	0	0	0	0	0	0.0	0.0	0	0	0	0	0	0	0	0	0	0	0	0	0	0	0	0	0	0	0
2022	Chiefs	7	0	6	1	5	0	0	0.0	0.0	0	0	0	0	0	0	0	0	0	0	0	0	0	0	0	0	0	0	0	0	0
<b>NFL TOTALS</b>		<b>7</b>	<b>0</b>	<b>6</b>	<b>1</b>	<b>5</b>	<b>0</b>	<b>0</b>	<b>0.0</b>	<b>0.0</b>	<b>0</b>	<b>0</b>	<b>0</b>	<b>0</b>	<b>0</b>	<b>0</b>	<b>0</b>	<b>0</b>	<b>0</b>	<b>0</b>	<b>0</b>	<b>0</b>	<b>0</b>	<b>0</b>	<b>0</b>	<b>0</b>	<b>0</b>	<b>0</b>	<b>0</b>	<b>0</b>	

### MALIK HERRING'S NFL POSTSEASON DEFENSIVE STATISTICS

DATE	TEAM	GP	GS	TACKLES								INTERCEPTIONS					O. FUMB				ST			MISC						
				TK	S	A	TFL	YDS	SK	YDS	QBH	NO	YDS	LG	TD	PD	FF	FR	TD	YDS	TK	S	A	FF	FR	S	A			
2021	Chiefs	0	0	0	0	0	0	0	0	0.0	0.0	0	0	0	0	0	0	0	0	0	0	0	0	0	0	0	0	0	0	0
2022	Chiefs	0	0	0	0	0	0	0	0	0.0	0.0	0	0	0	0	0	0	0	0	0	0	0	0	0	0	0	0	0	0	0
<b>NFL TOTALS</b>		<b>0</b>	<b>0</b>	<b>0</b>	<b>0</b>	<b>0</b>	<b>0</b>	<b>0</b>	<b>0</b>	<b>0.0</b>	<b>0.0</b>	<b>0</b>	<b>0</b>	<b>0</b>	<b>0</b>	<b>0</b>	<b>0</b>	<b>0</b>	<b>0</b>	<b>0</b>	<b>0</b>	<b>0</b>	<b>0</b>	<b>0</b>	<b>0</b>	<b>0</b>	<b>0</b>	<b>0</b>	<b>0</b>	<b>0</b>

### 2022 GAME-BY-GAME REGULAR-SEASON STATISTICS (CHIEFS)

DATE	OPPONENT	P/S	TACKLES								INTERCEPTIONS					O. FUMB				ST			MISC			W/L	SCORE				
			TK	S	A	SK	YDS	TFL	YDS	QBH	NO	YDS	LG	TD	PD	FF	FR	TD	YDS	TK	S	A	FF	FR	S			A			
09/11	at Cardinals																											W	44-21		
09/15	Chargers																											W	27-24		
09/25	at Colts	P	2	0	2	0.0	0.0	0	0	0	0	0	0	0	0	0	0	0	0	0	0	0	0	0	0	0	0	0	0	0	0
10/02	at Buccaneers	P	0	0	0	0.0	0.0	0	0	0	0	0	0	0	0	0	0	0	0	0	0	0	0	0	0	0	0	0	0	0	0
10/10	Raiders	P	1	1	0	0.0	0.0	0	0	0	0	0	0	0	0	0	0	0	0	0	0	0	0	0	0	0	0	0	0	0	0
10/16	Bills	P	0	0	0	0.0	0.0	0	0	0	0	0	0	0	0	0	0	0	0	0	0	0	0	0	0	0	0	0	0	0	0
10/23	at 49ers	P	1	0	1	0.0	0.0	0	0	0	0	0	0	0	0	0	0	0	1	0	0	0	0	0	0	0	0	0	0	0	0
11/06	Titans	P	1	0	1	0.0	0.0	0	0	0	0	0	0	0	0	0	0	0	0	0	0	0	0	0	0	0	0	0	0	0	0
11/13	Jaguars	P	1	0	1	0.0	0.0	0	0	0	0	0	0	0	0	0	0	0	0	0	0	0	0	0	0	0	0	0	0	0	0
11/20	at Chargers																											W	30-27		
11/27	Rams																											W	26-10		
12/04	at Bengals																											L	24-27		
12/11	at Broncos																											W	34-28		
12/18	at Texans																											W	30-24+		
12/24	Seahawks																											W	24-10		
01/01	Broncos																											W	27-24		
01/07	at Raiders																											W	31-13		
<b>2022 TOTALS</b>		<b>7-0</b>	<b>6</b>	<b>1</b>	<b>5</b>	<b>0.0</b>	<b>0.0</b>	<b>0</b>	<b>0</b>	<b>0</b>	<b>0</b>	<b>0</b>	<b>0</b>	<b>0</b>	<b>0</b>	<b>0</b>	<b>0</b>	<b>0</b>	<b>0</b>	<b>0</b>	<b>0</b>	<b>0</b>	<b>0</b>	<b>0</b>	<b>0</b>	<b>0</b>	<b>0</b>	<b>0</b>	<b>0</b>	<b>0</b>	<b>14-3</b>

+ - Overtime

### 2022 GAME-BY-GAME POSTSEASON STATISTICS (CHIEFS)

DATE	OPPONENT	P/S	TACKLES								INTERCEPTIONS					O. FUMB				ST			MISC			W/L	SCORE			
			TK	S	A	SK	YDS	TFL	YDS	QBH	NO	YDS	LG	TD	PD	FF	FR	TD	YDS	TK	S	A	FF	FR	S			A		
01/21	Jaguars																											W	27-20	
01/29	Bengals																											W	23-20	
02/12	at Eagles																											W	38-35	
<b>2022 TOTALS</b>			<b>0</b>	<b>0</b>	<b>0</b>	<b>0.0</b>	<b>0.0</b>	<b>0</b>	<b>0</b>	<b>0</b>	<b>0</b>	<b>0</b>	<b>0</b>	<b>0</b>	<b>0</b>	<b>0</b>	<b>0</b>	<b>0</b>	<b>0</b>	<b>0</b>	<b>0</b>	<b>0</b>	<b>0</b>	<b>0</b>	<b>0</b>	<b>0</b>	<b>0</b>	<b>0</b>	<b>0</b>	<b>3-0</b>



# UPDATED PLAYER BIOS



## PHIL HOSKINS



**DEFENSIVE TACKLE #92**  
**KENTUCKY**

**1<sup>ST</sup>** YEAR IN  
THE NFL

**1<sup>ST</sup>** YEAR WITH  
THE CHIEFS

HEIGHT: 6'5"  
WEIGHT: 315 LBS  
DRAFTED: FA-23  
BIRTHDAY: 1/2/97

### PHIL HOSKINS' NFL REGULAR SEASON DEFENSIVE STATISTICS

DATE	TEAM	GP	GS	TACKLES							INTERCEPTIONS					O. FUMB				ST			MISC					
				TK	S	A	TFL	YDS	SK	YDS	QBH	NO	YDS	LG	TD	PD	FF	FR	TD	YDS	TK	S	A	FF	FR	S	A	
2021	Panthers	3	0	4	3	1	1	8	1.0	8.0	1	0	0	0	0	0	0	0	0	0	0	0	0	0	0	0	0	0
2022	Panthers	5	0	2	1	1	0	0	0.0	0.0	0	0	0	0	0	0	0	0	0	0	0	0	0	0	0	0	0	
<b>NFL TOTALS</b>		<b>8</b>	<b>0</b>	<b>6</b>	<b>4</b>	<b>2</b>	<b>1</b>	<b>8</b>	<b>1.0</b>	<b>8.0</b>	<b>1</b>	<b>0</b>	<b>0</b>	<b>0</b>	<b>0</b>	<b>0</b>	<b>0</b>	<b>0</b>	<b>0</b>	<b>0</b>	<b>0</b>	<b>0</b>	<b>0</b>	<b>0</b>	<b>0</b>	<b>0</b>	<b>0</b>	

### PHIL HOSKINS' NFL POSTSEASON DEFENSIVE STATISTICS

DATE	TEAM	GP	GS	TACKLES							INTERCEPTIONS					O. FUMB				ST			MISC				
				TK	S	A	TFL	YDS	SK	YDS	QBH	NO	YDS	LG	TD	PD	FF	FR	TD	YDS	TK	S	A	FF	FR	S	A
2022	Chiefs	0	0	0	0	0	0	0	0.0	0.0	0	0	0	0	0	0	0	0	0	0	0	0	0	0	0	0	0
<b>NFL TOTALS</b>		<b>0</b>	<b>0</b>	<b>0</b>	<b>0</b>	<b>0</b>	<b>0</b>	<b>0</b>	<b>0.0</b>	<b>0.0</b>	<b>0</b>	<b>0</b>	<b>0</b>	<b>0</b>	<b>0</b>	<b>0</b>	<b>0</b>	<b>0</b>	<b>0</b>	<b>0</b>	<b>0</b>	<b>0</b>	<b>0</b>	<b>0</b>	<b>0</b>	<b>0</b>	<b>0</b>

### 2022 GAME-BY-GAME REGULAR-SEASON STATISTICS (PANTHERS)

DATE	OPPONENT	P/S	TACKLES							INTERCEPTIONS					O. FUMB				ST			MISC		W/L	SCORE			
			TK	S	A	SK	YDS	TFL	YDS	QBH	NO	YDS	LG	TD	PD	FF	FR	TD	YDS	TK	S	A	FF			FR	S	A
09/11	Browns	P	2	1	1	0.0	0.0	0	0	0	0	0	0	0	0	0	0	0	0	0	0	0	0	0	0	0	L	24-26
09/18	at Giants																									L	16-19	
09/25	Saints																									W	22-14	
10/02	Cardinals																									L	16-26	
10/09	49ers	P	0	0	0	0.0	0.0	0	0	0	0	0	0	0	0	0	0	0	0	0	0	0	0	0	0	L	15-37	
10/16	at Rams	P	0	0	0	0.0	0.0	0	0	0	0	0	0	0	0	0	0	0	0	0	0	0	0	0	0	L	10-24	
10/23	Buccaneers																									W	21-3	
10/30	at Falcons																									L	34-37+	
11/06	at Bengals																									L	21-42	
11/10	Falcons																									W	25-15	
11/20	at Ravens	P	0	0	0	0.0	0.0	0	0	0	0	0	0	0	0	0	0	0	0	0	0	0	0	0	0	L	3-13	
11/27	Broncos																									W	23-10	
12/11	at Seahawks																									W	30-24	
12/18	Steelers																									L	16-24	
12/24	Lions																									W	37-23	
01/01	at Buccaneers																									L	24-30	
01/08	at Saints	P	0	0	0	0.0	0.0	0	0	0	0	0	0	0	0	0	0	0	0	0	0	0	0	0	0	W	10-7	
<b>2022 TOTALS</b>		<b>5-0</b>	<b>2</b>	<b>1</b>	<b>1</b>	<b>0.0</b>	<b>0.0</b>	<b>0</b>	<b>0</b>	<b>0</b>	<b>0</b>	<b>0</b>	<b>0</b>	<b>0</b>	<b>0</b>	<b>0</b>	<b>0</b>	<b>0</b>	<b>0</b>	<b>0</b>	<b>0</b>	<b>0</b>	<b>0</b>	<b>0</b>	<b>0</b>	<b>0</b>	<b>7-10</b>	

+ - Overtime

### 2022 GAME-BY-GAME POSTSEASON STATISTICS (CHIEFS)

DATE	OPPONENT	P/S	TACKLES							INTERCEPTIONS					O. FUMB				ST			MISC		W/L	SCORE		
			TK	S	A	SK	YDS	TFL	YDS	QBH	NO	YDS	LG	TD	PD	FF	FR	TD	YDS	TK	S	A	FF			FR	S
01/21	Jaguars																									W	27-20
01/29	Bengals																									W	23-20
02/12	at Eagles																									W	38-35
<b>2022 TOTALS</b>			<b>0</b>	<b>0</b>	<b>0</b>	<b>0.0</b>	<b>0.0</b>	<b>0</b>	<b>0</b>	<b>0</b>	<b>0</b>	<b>0</b>	<b>0</b>	<b>0</b>	<b>0</b>	<b>0</b>	<b>0</b>	<b>0</b>	<b>0</b>	<b>0</b>	<b>0</b>	<b>0</b>	<b>0</b>	<b>0</b>	<b>0</b>	<b>0</b>	<b>3-0</b>



# UPDATED PLAYER BIOS



## CREED HUMPHREY

**CENTER #52**  
**OKLAHOMA**



**3RD** YEAR IN THE NFL

**3RD** YEAR WITH THE CHIEFS

HEIGHT: 6'4"  
WEIGHT: 302 LBS  
DRAFTED: D2B-21  
BIRTHDAY: 6/28/98

### CREED HUMPHREY'S NFL REGULAR SEASON STATISTICS

DATE	TEAM	GP	GS
2021	Chiefs	17	17
2022	Chiefs	17	17
<b>NFL TOTALS</b>		<b>34</b>	<b>34</b>

### CREED HUMPHREY'S NFL POSTSEASON STATISTICS

DATE	TEAM	GP	GS
2021	Chiefs	3	3
2022	Chiefs	3	3
<b>NFL TOTALS</b>		<b>6</b>	<b>6</b>

### 2022 GAME-BY-GAME REGULAR-SEASON STATISTICS (CHIEFS)

DATE	OPPONENT	P/S	W/L	SCORE
09/11	at Cardinals	S	W	44-21
09/15	Chargers	S	W	27-24
09/25	at Colts	S	L	17-20
10/02	at Buccaneers	S	W	41-31
10/10	Raiders	S	W	30-29
10/16	Bills	S	L	20-24
10/23	at 49ers	S	W	44-23
11/06	Titans	S	W	20-17+
11/13	Jaguars	S	W	27-17
11/20	at Chargers	S	W	30-27
11/27	Rams	S	W	26-10
12/04	at Bengals	S	L	24-27
12/11	at Broncos	S	W	34-28
12/18	at Texans	S	W	30-24+
12/24	Seahawks	S	W	24-10
01/01	Broncos	S	W	27-24
01/07	at Raiders	S	W	31-13
<b>2022 TOTALS</b>		<b>17-17</b>	<b>14-3</b>	

+ - Overtime

### 2022 GAME-BY-GAME POSTSEASON STATISTICS (CHIEFS)

DATE	OPPONENT	P/S	W/L	SCORE
01/21	Jaguars	S	W	27-20
01/29	Bengals	S	W	23-20
02/12	at Eagles	S	W	38-35
<b>2022 TOTALS</b>		<b>3-3</b>	<b>3-0</b>	



# UPDATED PLAYER BIOS



## LAMAR JACKSON

**CORNERBACK #29**  
**NEBRASKA**



**3<sup>RD</sup>** YEAR IN THE NFL

**1<sup>ST</sup>** YEAR WITH THE CHIEFS

HEIGHT: 6'2"  
WEIGHT: 212 LBS  
DRAFTED: FA-23  
BIRTHDAY: 4/13/98

### LAMAR JACKSON'S NFL REGULAR SEASON DEFENSIVE STATISTICS

DATE	TEAM	GP	GS	TACKLES							INTERCEPTIONS					O. FUMB			ST				MISC				
				TK	S	A	TFL	YDS	SK	YDS	QBH	NO	YDS	LG	TD	PD	FF	FR	TD	YDS	TK	S	A	FF	FR	S	A
2020	Jets	13	6	27	26	1	1	3	0.0	0.0	0	0	0	0	0	2	0	0	0	0	1	0	1	0	0	0	0
2021	Jets	1	0	0	0	0	0	0	0.0	0.0	0	0	0	0	0	0	0	0	0	0	0	0	0	0	0	0	
2022	Bears	5	0	0	0	0	0	0	0.0	0.0	0	0	0	0	0	0	0	0	0	0	0	0	0	0	0	0	
<b>NFL TOTALS</b>		<b>19</b>	<b>6</b>	<b>27</b>	<b>26</b>	<b>1</b>	<b>1</b>	<b>3</b>	<b>0.0</b>	<b>0.0</b>	<b>0</b>	<b>0</b>	<b>0</b>	<b>0</b>	<b>0</b>	<b>2</b>	<b>0</b>	<b>0</b>	<b>0</b>	<b>0</b>	<b>1</b>	<b>0</b>	<b>1</b>	<b>0</b>	<b>0</b>	<b>0</b>	<b>0</b>


### 2022 GAME-BY-GAME REGULAR-SEASON STATISTICS (BEARS)

DATE	OPPONENT	P/S	TACKLES							INTERCEPTIONS					O. FUMB			ST				MISC		W/L	SCORE					
			TK	S	A	SK	YDS	TFL	YDS	QBH	NO	YDS	LG	TD	PD	FF	FR	TD	YDS	TK	S	A	FF			FR	S	A		
09/11	49ers	P	0	0	0	0.0	0.0	0	0	0	0	0	0	0	0	0	0	0	0	0	0	0	0	0	0	0	0	0	W	19-10
09/18	at Packers		INACTIVE																							L	10-27			
09/25	Texans	P	0	0	0	0.0	0.0	0	0	0	0	0	0	0	0	0	0	0	0	0	0	0	0	0	0	0	0	0	W	23-20
10/02	at Giants	P	0	0	0	0.0	0.0	0	0	0	0	0	0	0	0	0	0	0	0	0	0	0	0	0	0	0	0	L	12-20	
10/09	at Vikings	P	0	0	0	0.0	0.0	0	0	0	0	0	0	0	0	0	0	0	0	0	0	0	0	0	0	0	0	L	22-29	
10/13	Commanders		INACTIVE																							L	7-12			
10/24	at Patriots		INACTIVE																							W	33-14			
10/30	at Cowboys		INACTIVE																							L	29-49			
11/06	Dolphins		INACTIVE																							L	32-35			
11/13	Lions	P	0	0	0	0.0	0.0	0	0	0	0	0	0	0	0	0	0	0	0	0	0	0	0	0	0	0	L	30-31		
11/20	at Falcons		INACTIVE																							L	24-27			
11/27	at Jets		DID NOT PLAY																							L	10-31			
<b>2022 TOTALS</b>		<b>5-0</b>	<b>0</b>	<b>0</b>	<b>0</b>	<b>0.0</b>	<b>0.0</b>	<b>0</b>	<b>0</b>	<b>0</b>	<b>0</b>	<b>0</b>	<b>0</b>	<b>0</b>	<b>0</b>	<b>0</b>	<b>0</b>	<b>0</b>	<b>0</b>	<b>0</b>	<b>0</b>	<b>0</b>	<b>0</b>	<b>0</b>	<b>0</b>	<b>0</b>	<b>0</b>	<b>0</b>	<b>3-9</b>	



## RICHIE JAMES

**WIDE RECEIVER #17**  
**MIDDLE TENNESSEE STATE**



**6<sup>TH</sup>** YEAR IN THE NFL

**1<sup>ST</sup>** YEAR WITH THE CHIEFS

HEIGHT: 5'9"  
WEIGHT: 185 LBS  
DRAFTED: FA-23  
BIRTHDAY: 9/5/95



# UPDATED PLAYER BIOS

## RICHIE JAMES' NFL REGULAR SEASON RUSHING/RECEIVING STATISTICS

DATE	TEAM	GP	GS	RECEIVING					RUSHING				
				NO.	YDS.	AVG.	LG	TD	NO.	YDS.	AVG.	LG	TD
2018	49ers	13	2	9	130	14.4	53	1	0	0	0.0	0	0
2019	49ers	16	1	6	165	27.5	57	1	2	-1	-0.5	-1	0
2020	49ers	11	7	23	394	17.1	47	1	0	0	0.0	0	0
2021	49ers	0	0	0	0	0.0	0	0	0	0	0.0	0	0
2022	Giants	17	4	57	569	10.0	33	4	2	6	3.0	4	0
<b>NFL TOTALS</b>		<b>57</b>	<b>14</b>	<b>95</b>	<b>1,258</b>	<b>13.2</b>	<b>57</b>	<b>7</b>	<b>4</b>	<b>5</b>	<b>1.3</b>	<b>4</b>	<b>0</b>

## RICHIE JAMES' NFL POSTSEASON RUSHING/RECEIVING STATISTICS

DATE	TEAM	GP	GS	RECEIVING					RUSHING				
				NO.	YDS.	AVG.	LG	TD	NO.	YDS.	AVG.	LG	TD
2019	49ers	3	0	0	0	0.0	0	0	0	0	0.0	0	0
2021	49ers	0	0	0	0	0.0	0	0	0	0	0.0	0	0
2022	Giants	2	2	11	82	7.5	13	0	0	0	0.0	0	0
<b>NFL TOTALS</b>		<b>5</b>	<b>2</b>	<b>11</b>	<b>82</b>	<b>7.5</b>	<b>13</b>	<b>0</b>	<b>0</b>	<b>0</b>	<b>0.0</b>	<b>0</b>	<b>0</b>

## RICHIE JAMES' NFL REGULAR SEASON RETURN STATISTICS

DATE	TEAM	KICKOFF RETURNS					PUNT RETURNS					
		RET.	YDS.	AVG.	LG	TD	NO.	FC	YDS.	AVG.	LG	TD
2018	49ers	23	580	25.2	97t	1	12	10	75	6.3	23	0
2019	49ers	20	428	21.4	81	0	33	11	264	8.0	32	0
2020	49ers	4	73	18.3	21	0	6	6	34	5.7	12	0
2021	49ers	0	0	0.0	0	0	0	0	0	0.0	0	0
2022	Giants	0	0	0.0	0	0	24	14	174	7.3	23	0
<b>NFL TOTALS</b>		<b>47</b>	<b>1,081</b>	<b>23.0</b>	<b>97T</b>	<b>1</b>	<b>75</b>	<b>41</b>	<b>547</b>	<b>7.3</b>	<b>32</b>	<b>0</b>

## RICHIE JAMES' NFL POSTSEASON RETURN STATISTICS

DATE	TEAM	KICKOFF RETURNS					PUNT RETURNS					
		RET.	YDS.	AVG.	LG	TD	NO.	FC	YDS.	AVG.	LG	TD
2019	49ers	7	112	16.0	22	0	5	3	49	9.8	26	0
2021	49ers	0	0	0.0	0	0	0	0	0	0.0	0	0
2022	Giants	0	0	0.0	0	0	3	3	14	4.7	10	0
<b>NFL TOTALS</b>		<b>7</b>	<b>112</b>	<b>16.0</b>	<b>22</b>	<b>0</b>	<b>8</b>	<b>6</b>	<b>63</b>	<b>7.9</b>	<b>26</b>	<b>0</b>

## 2022 GAME-BY-GAME REGULAR-SEASON STATISTICS (GIANTS)

DATE	OPPONENT	P/S	RECEIVING					RUSHING					W/L/T	SCORE
			NO.	YDS.	AVG.	LG	TD	NO.	YDS.	AVG.	LG	TD		
09/11	at Titans	P	5	59	11.8	16	0	1	2	2.0	2	0	W	21-20
09/18	Panthers	P	5	51	10.2	15	0	0	0	0.0	0	0	W	19-16
09/26	Cowboys	S	4	36	9.0	16	0	1	4	4.0	4	0	L	16-23
10/02	Bears	P	1	9	9.0	9	0	0	0	0.0	0	0	W	20-12
10/09	at Packers	P	2	16	8.0	15	0	0	0	0.0	0	0	W	27-22
10/16	Ravens	P	2	18	9.0	10	0	0	0	0.0	0	0	W	24-20
10/23	at Jaguars	P	1	2	2.0	2	0	0	0	0.0	0	0	W	23-17
10/30	at Seahawks	P	0	0	0.0	0	0	0	0	0.0	0	0	L	13-27
11/13	Texans	P	0	0	0.0	0	0	0	0	0.0	0	0	W	24-16
11/20	Lions	P	3	48	16.0	20	1	0	0	0.0	0	0	L	18-31
11/24	at Cowboys	S	5	41	8.2	16	1	0	0	0.0	0	0	L	20-28
12/04	Commanders	P	3	20	6.7	14	0	0	0	0.0	0	0	T	20-20
12/11	Eagles	S	7	61	8.7	19t	1	0	0	0.0	0	0	L	22-48
12/18	at Commanders	S	4	42	10.5	15	0	0	0	0.0	0	0	W	20-12
12/24	at Vikings	P	8	90	11.3	33	0	0	0	0.0	0	0	L	24-27
01/01	Colts	P	7	76	10.9	28	1	0	0	0.0	0	0	W	38-10
01/08	at Eagles	P	0	0	0.0	0	0	0	0	0.0	0	0	L	16-22
<b>2022 TOTALS</b>		<b>17-4</b>	<b>57</b>	<b>569</b>	<b>10.0</b>	<b>33</b>	<b>4</b>	<b>2</b>	<b>6</b>	<b>3.0</b>	<b>4</b>	<b>0</b>	<b>9-7-1</b>	

## 2022 GAME-BY-GAME POSTSEASON STATISTICS (GIANTS)

DATE	OPPONENT	P/S	RECEIVING					RUSHING					W/L	SCORE
			NO.	YDS.	AVG.	LG	TD	NO.	YDS.	AVG.	LG	TD		
01/15	at Vikings	S	4	31	7.8	13	0	0	0	0.0	0	0	W	31-24
01/21	at Eagles	S	7	51	7.3	12	0	0	0	0.0	0	0	L	7-38
<b>2022 TOTALS</b>		<b>2-2</b>	<b>11</b>	<b>82</b>	<b>7.5</b>	<b>13</b>	<b>0</b>	<b>0</b>	<b>0</b>	<b>0.0</b>	<b>0</b>	<b>0</b>	<b>1-1</b>	



# UPDATED PLAYER BIOS




## CAM JONES

**LINEBACKER #44**  
INDIANA

**ROOKIE**

HEIGHT: 6'2"  
WEIGHT: 227 LBS  
DRAFTED: CFA-23  
BIRTHDAY: 10/21/99




## CHRIS JONES

**DEFENSIVE TACKLE #95**  
MISSISSIPPI STATE

**8TH** YEAR IN THE NFL

**8TH** YEAR WITH THE CHIEFS

HEIGHT: 6'6"  
WEIGHT: 310 LBS  
DRAFTED: D2-16  
BIRTHDAY: 7/3/94



### CHRIS JONES' NFL REGULAR SEASON DEFENSIVE STATISTICS

DATE	TEAM	GP	GS	TACKLES							INTERCEPTIONS					O. FUMB					ST			MISC					
				TK	S	A	TFL	YDS	SK	YDS	QBH	NO	YDS	LG	TD	PD	FF	FR	TD	YDS	TK	S	A	FF	FR	S	A		
2016	Chiefs	16	11	28	17	11	5	26	2.0	19.0	10	0	0	0	0	4	0	0	0	0	0	0	0	0	0	0	0	0	0
2017	Chiefs	16	7	32	22	10	5	24	6.5	42.0	13	1	-3	0	0	7	4	0	0	0	0	0	0	0	0	0	0	0	0
2018	Chiefs	16	11	40	35	5	19	112	15.5	122.0	29	1	20	20t	1	5	2	0	0	0	0	0	0	0	0	0	0	0	0
2019	Chiefs	13	12	36	23	13	8	63	9.0	75.0	20	0	0	0	0	4	1	1	0	12	0	0	0	0	0	0	0	0	0
2020	Chiefs	15	14	36	23	13	3	17	7.5	28.0	28	0	0	0	0	4	2	0	0	0	0	0	0	0	0	0	0	0	0
2021	Chiefs	14	14	27	18	9	8	53	9.0	65.5	17	0	0	0	0	5	1	1	0	-2	0	0	0	0	0	0	0	0	0
2022	Chiefs	17	17	44	30	14	17	94	15.5	105.5	29	0	0	0	0	4	2	1	0	2	0	0	0	0	0	0	0	0	0
<b>NFL TOTALS</b>		<b>107</b>	<b>86</b>	<b>243</b>	<b>168</b>	<b>75</b>	<b>65</b>	<b>389</b>	<b>65.0</b>	<b>457.0</b>	<b>146</b>	<b>2</b>	<b>17</b>	<b>20T</b>	<b>1</b>	<b>33</b>	<b>12</b>	<b>3</b>	<b>0</b>	<b>12</b>	<b>0</b>	<b>0</b>	<b>0</b>	<b>0</b>	<b>0</b>	<b>0</b>	<b>0</b>	<b>0</b>	<b>0</b>



# UPDATED PLAYER BIOS

## CHRIS JONES' NFL POSTSEASON DEFENSIVE STATISTICS

DATE	TEAM	GP	GS	TACKLES							INTERCEPTIONS					O. FUMB				ST				MISC					
				TK	S	A	TFL	YDS	SK	YDS	QBH	NO	YDS	LG	TD	PD	FF	FR	TD	YDS	TK	S	A	FF	FR	S	A		
2016	Chiefs	1	1	2	1	1	0	0	0.0	0.0	0	0	0	0	0	2	0	0	0	0	0	0	0	0	0	0	0	0	
2017	Chiefs	1	1	2	1	1	0	0	0.0	0.0	0	0	0	0	0	0	0	0	0	0	0	0	0	0	0	0	0	0	
2018	Chiefs	2	1	0	0	0	0	0	0.0	0.0	1	0	0	0	0	4	0	0	0	0	0	0	0	0	0	0	0	0	
2019	Chiefs	2	1	3	1	2	0	0	0.0	0.0	1	0	0	0	0	3	0	0	0	0	0	0	0	0	0	0	0	0	
2020	Chiefs	3	3	9	4	5	0	0	0.0	0.0	2	0	0	0	0	0	0	0	0	0	0	0	0	0	0	0	0	0	
2021	Chiefs	3	3	6	4	2	2	7	0.0	0.0	0	0	0	0	0	0	0	0	0	0	0	0	0	0	0	0	0	0	
2022	Chiefs	3	3	8	6	2	3	16	2.0	13.0	6	0	0	0	0	0	0	0	0	0	0	0	0	0	0	0	0	0	
<b>NFL TOTALS</b>		<b>15</b>	<b>13</b>	<b>30</b>	<b>17</b>	<b>13</b>	<b>5</b>	<b>23</b>	<b>2.0</b>	<b>13.0</b>	<b>10</b>	<b>0</b>	<b>0</b>	<b>0</b>	<b>0</b>	<b>9</b>	<b>0</b>	<b>0</b>	<b>0</b>	<b>0</b>	<b>0</b>	<b>0</b>	<b>0</b>	<b>0</b>	<b>0</b>	<b>0</b>	<b>0</b>	<b>0</b>	<b>0</b>

## 2022 GAME-BY-GAME REGULAR-SEASON STATISTICS (CHIEFS)

DATE	OPPONENT	P/S	TACKLES							INTERCEPTIONS					O. FUMB				ST				MISC		W/L	SCORE				
			TK	S	A	SK	YDS	TFL	YDS	QBH	NO	YDS	LG	TD	PD	FF	FR	TD	YDS	TK	S	A	FF	FR			S	A		
09/11	at Cardinals	S	1	1	0	0.0	0.0	0	0	0	0	0	0	0	1	1	0	0	0	0	0	0	0	0	0	0	0	0	W	44-21
09/15	Chargers	S	3	3	0	2.0	8.0	3	8	2	0	0	0	0	1	0	0	0	0	0	0	0	0	0	0	0	0	0	W	27-24
09/25	at Colts	S	2	1	1	0.0	0.0	1	0	1	0	0	0	0	0	0	0	0	0	0	0	0	0	0	0	0	0	L	17-20	
10/02	at Buccaneers	S	1	1	0	0.0	0.0	0	0	1	0	0	0	0	0	0	1	0	2	0	0	0	0	0	0	0	0	W	41-31	
10/10	Raiders	S	0	0	0	0.0	0.0	0	0	2	0	0	0	0	0	0	0	0	0	0	0	0	0	0	0	0	0	W	30-29	
10/16	Bills	S	3	2	1	1.0	11.0	1	11	1	0	0	0	0	1	0	0	0	0	0	0	0	0	0	0	0	0	L	20-24	
10/23	at 49ers	S	3	2	1	2.0	13.0	1	8	1	0	0	0	0	0	1	0	0	0	0	0	0	0	0	0	0	0	W	44-23	
11/06	Titans	S	2	0	2	0.5	2.5	0	0	1	0	0	0	0	0	0	0	0	0	0	0	0	0	0	0	0	0	W	20-17+	
11/13	Jaguars	S	2	1	1	1.5	12.5	1	8	2	0	0	0	0	0	0	0	0	0	0	0	0	0	0	0	0	0	W	27-17	
11/20	at Chargers	S	5	5	0	2.0	7.0	3	9	4	0	0	0	0	0	0	0	0	0	0	0	0	0	0	0	0	0	W	30-27	
11/27	Rams	S	1	1	0	1.0	9.0	1	9	1	0	0	0	0	0	0	0	0	0	0	0	0	0	0	0	0	0	W	26-10	
12/04	at Bengals	S	5	1	4	0.0	0.0	0	0	0	0	0	0	0	0	0	0	0	0	0	0	0	0	0	0	0	0	L	24-27	
12/11	at Broncos	S	4	4	0	1.0	8.0	1	8	2	0	0	0	0	1	0	0	0	0	0	0	0	0	0	0	0	0	W	34-28	
12/18	at Texans	S	0	0	0	0.0	0.0	0	0	0	0	0	0	0	0	0	0	0	0	0	0	0	0	0	0	0	0	W	30-24+	
12/24	Seahawks	S	4	2	2	1.0	6.0	2	8	4	0	0	0	0	0	0	0	0	0	0	0	0	0	0	0	0	0	W	24-10	
01/01	Broncos	S	3	3	0	1.0	9.0	1	9	1	0	0	0	0	0	0	0	0	0	0	0	0	0	0	0	0	0	W	27-24	
01/07	at Raiders	S	5	3	2	2.5	19.5	2	16	6	0	0	0	0	0	0	0	0	0	0	0	0	0	0	0	0	0	W	31-13	
<b>2022 TOTALS</b>		<b>17-17</b>	<b>44</b>	<b>30</b>	<b>14</b>	<b>15.5</b>	<b>105.5</b>	<b>17</b>	<b>94</b>	<b>29</b>	<b>0</b>	<b>0</b>	<b>0</b>	<b>0</b>	<b>4</b>	<b>2</b>	<b>1</b>	<b>0</b>	<b>2</b>	<b>0</b>	<b>0</b>	<b>0</b>	<b>0</b>	<b>0</b>	<b>0</b>	<b>0</b>	<b>0</b>	<b>0</b>	<b>0</b>	<b>14-3</b>

+ - Overtime

## 2022 GAME-BY-GAME POSTSEASON STATISTICS (CHIEFS)

DATE	OPPONENT	P/S	TACKLES							INTERCEPTIONS					O. FUMB				ST				MISC		W/L	SCORE				
			TK	S	A	SK	YDS	TFL	YDS	QBH	NO	YDS	LG	TD	PD	FF	FR	TD	YDS	TK	S	A	FF	FR			S	A		
01/21	Jaguars	S	1	1	0	0.0	0.0	0	0	1	0	0	0	0	0	0	0	0	0	0	0	0	0	0	0	0	0	0	W	27-20
01/29	Bengals	S	4	3	1	2.0	13.0	3	16	5	0	0	0	0	0	0	0	0	0	0	0	0	0	0	0	0	0	0	W	23-20
02/12	at Eagles	S	3	2	1	0.0	0.0	0	0	0	0	0	0	0	0	0	0	0	0	0	0	0	0	0	0	0	0	W	38-35	
<b>2022 TOTALS</b>		<b>3-3</b>	<b>8</b>	<b>6</b>	<b>2</b>	<b>2.0</b>	<b>13.0</b>	<b>3</b>	<b>16</b>	<b>6</b>	<b>0</b>	<b>0</b>	<b>0</b>	<b>0</b>	<b>0</b>	<b>0</b>	<b>0</b>	<b>0</b>	<b>0</b>	<b>0</b>	<b>0</b>	<b>0</b>	<b>0</b>	<b>0</b>	<b>0</b>	<b>0</b>	<b>0</b>	<b>0</b>	<b>0</b>	<b>3-0</b>



**NIC JONES**

**CORNERBACK #31**  
**BALL STATE**

**ROOKIE**

HEIGHT: 6'0"  
WEIGHT: 189 LBS  
DRAFTED: D7-23  
BIRTHDAY: 10/15/01



# UPDATED PLAYER BIOS



## TRUMAN JONES

**DEFENSIVE END #57**  
HARVARD

**ROOKIE**

HEIGHT: 6'4"  
WEIGHT: 250 LBS  
DRAFTED: CFA-23  
BIRTHDAY: 5/13/00



## JOSHUA KAINDOH

**DEFENSIVE END #59**  
FLORIDA STATE

**2ND** YEAR IN THE NFL

**2ND** YEAR WITH THE CHIEFS

HEIGHT: 6'6"  
WEIGHT: 260 LBS  
DRAFTED: D4-21  
BIRTHDAY: 12/27/98



### JOSHUA KAINDOH'S NFL REGULAR SEASON DEFENSIVE STATISTICS

DATE	TEAM	GP	GS	TACKLES							INTERCEPTIONS					O. FUMB				ST			MISC				
				TK	S	A	TFL	YDS	SK	YDS	QBH	NO	YDS	LG	TD	PD	FF	FR	TD	YDS	TK	S	A	FF	FR	S	A
2021	Chiefs	3	0	0	0	0	0	0	0	0.0	0.0	0	0	0	0	0	0	0	0	0	0	0	0	0	0	0	0
2022	Chiefs	0	0	0	0	0	0	0	0	0.0	0.0	0	0	0	0	0	0	0	0	0	0	0	0	0	0	0	0
<b>NFL TOTALS</b>		<b>3</b>	<b>0</b>	<b>0</b>	<b>0</b>	<b>0</b>	<b>0</b>	<b>0</b>	<b>0</b>	<b>0.0</b>	<b>0.0</b>	<b>0</b>	<b>0</b>	<b>0</b>	<b>0</b>	<b>0</b>	<b>0</b>	<b>0</b>	<b>0</b>	<b>0</b>	<b>0</b>	<b>0</b>	<b>0</b>	<b>0</b>	<b>0</b>	<b>0</b>	<b>0</b>

### JOSHUA KAINDOH'S NFL POSTSEASON DEFENSIVE STATISTICS

DATE	TEAM	GP	GS	TACKLES							INTERCEPTIONS					O. FUMB				ST			MISC				
				TK	S	A	TFL	YDS	SK	YDS	QBH	NO	YDS	LG	TD	PD	FF	FR	TD	YDS	TK	S	A	FF	FR	S	A
2021	Chiefs	0	0	0	0	0	0	0	0	0.0	0.0	0	0	0	0	0	0	0	0	0	0	0	0	0	0	0	0
2022	Chiefs	0	0	0	0	0	0	0	0	0.0	0.0	0	0	0	0	0	0	0	0	0	0	0	0	0	0	0	0
<b>NFL TOTALS</b>		<b>0</b>	<b>0</b>	<b>0</b>	<b>0</b>	<b>0</b>	<b>0</b>	<b>0</b>	<b>0</b>	<b>0.0</b>	<b>0.0</b>	<b>0</b>	<b>0</b>	<b>0</b>	<b>0</b>	<b>0</b>	<b>0</b>	<b>0</b>	<b>0</b>	<b>0</b>	<b>0</b>	<b>0</b>	<b>0</b>	<b>0</b>	<b>0</b>	<b>0</b>	<b>0</b>





# UPDATED PLAYER BIOS

## 2022 GAME-BY-GAME REGULAR-SEASON STATISTICS (CHIEFS)

DATE	OPPONENT	P/S	TACKLES							INTERCEPTIONS				O. FUMB				ST				MISC		W/L	SCORE			
			TK	S	A	SK	YDS	TFL	YDS	QBH	NO	YDS	LG	TD	PD	FF	FR	TD	YDS	TK	S	A	FF			FR	S	A
09/11	at Cardinals																									W	44-21	
09/15	Chargers																									W	27-24	
09/25	at Colts																									L	17-20	
10/02	at Buccaneers																									W	41-31	
10/10	Raiders																									W	30-29	
10/16	Bills																									L	20-24	
10/23	at 49ers																									W	44-23	
11/06	Titans																									W	20-17+	
11/13	Jaguars																									W	27-17	
11/20	at Chargers																									W	30-27	
11/27	Rams																									W	26-10	
12/04	at Bengals																									L	24-27	
12/11	at Broncos																									W	34-28	
12/18	at Texans																									W	30-24+	
12/24	Seahawks																									W	24-10	
01/01	Broncos																									W	27-24	
01/07	at Raiders																									W	31-13	
<b>2022 TOTALS</b>			0	0	0	0	0	0	0	0	0	0	0	0	0	0	0	0	0	0	0	0	0	0	0	0	0	14-3

+ - Overtime

## 2022 GAME-BY-GAME POSTSEASON STATISTICS (CHIEFS)

DATE	OPPONENT	P/S	TACKLES							INTERCEPTIONS				O. FUMB				ST				MISC		W/L	SCORE			
			TK	S	A	SK	YDS	TFL	YDS	QBH	NO	YDS	LG	TD	PD	FF	FR	TD	YDS	TK	S	A	FF			FR	S	A
01/21	Jaguars																										W	27-20
01/29	Bengals																										W	23-20
02/12	at Eagles																										W	38-35
<b>2022 TOTALS</b>			0	0	0	0	0	0	0	0	0	0	0	0	0	0	0	0	0	0	0	0	0	0	0	0	0	3-0



# GEORGE KARLAFTIS

**DEFENSIVE END #56**

PURDUE



**2ND** YEAR IN THE NFL

**2ND** YEAR WITH THE CHIEFS

HEIGHT: 6'4"

WEIGHT: 263 LBS

DRAFTED: D1B-22

BIRTHDAY: 4/3/01

## GEORGE KARLAFTIS' NFL REGULAR SEASON DEFENSIVE STATISTICS

DATE	TEAM	GP	GS	TACKLES							INTERCEPTIONS				O. FUMB				ST				MISC				
				TK	S	A	TFL	YDS	SK	YDS	QBH	NO	YDS	LG	TD	PD	FF	FR	TD	YDS	TK	S	A	FF	FR	S	A
2022	Chiefs	17	17	33	18	15	8	38	6.0	40.0	11	0	0	0	0	7	0	2	0	0	0	0	0	0	0	0	0
<b>NFL TOTALS</b>		<b>17</b>	<b>17</b>	<b>33</b>	<b>18</b>	<b>15</b>	<b>8</b>	<b>38</b>	<b>6.0</b>	<b>40.0</b>	<b>11</b>	<b>0</b>	<b>0</b>	<b>0</b>	<b>0</b>	<b>7</b>	<b>0</b>	<b>2</b>	<b>0</b>	<b>0</b>	<b>0</b>	<b>0</b>	<b>0</b>	<b>0</b>	<b>0</b>	<b>0</b>	<b>0</b>

## GEORGE KARLAFTIS' NFL POSTSEASON DEFENSIVE STATISTICS

DATE	TEAM	GP	GS	TACKLES							INTERCEPTIONS				O. FUMB				ST				MISC				
				TK	S	A	TFL	YDS	SK	YDS	QBH	NO	YDS	LG	TD	PD	FF	FR	TD	YDS	TK	S	A	FF	FR	S	A
2022	Chiefs	3	3	4	2	2	1	4	1.0	4.0	1	0	0	0	0	0	0	0	0	0	0	0	0	0	0	0	0
<b>NFL TOTALS</b>		<b>3</b>	<b>3</b>	<b>4</b>	<b>2</b>	<b>2</b>	<b>1</b>	<b>4</b>	<b>1.0</b>	<b>4.0</b>	<b>1</b>	<b>0</b>	<b>0</b>	<b>0</b>	<b>0</b>	<b>0</b>	<b>0</b>	<b>0</b>	<b>0</b>	<b>0</b>	<b>0</b>	<b>0</b>	<b>0</b>	<b>0</b>	<b>0</b>	<b>0</b>	<b>0</b>



# UPDATED PLAYER BIOS

## 2022 GAME-BY-GAME REGULAR-SEASON STATISTICS (CHIEFS)

DATE	OPPONENT	P/S	TACKLES							INTERCEPTIONS					O. FUMB				ST					MISC		W/L	SCORE
			TK	S	A	SK	YDS	TFL	YDS	QBH	NO	YDS	LG	TD	PD	FF	FR	TD	YDS	TK	S	A	FF	FR	S		
09/11	at Cardinals	S	1	1	0	0.0	0.0	0	0	1	0	0	0	0	1	0	0	0	0	0	0	0	0	0	0	W	44-21
09/15	Chargers	S	1	1	0	0.0	0.0	0	0	1	0	0	0	0	1	0	0	0	0	0	0	0	0	0	W	27-24	
09/25	at Colts	S	5	1	4	0.0	0.0	0	0	0	0	0	0	0	0	0	0	0	0	0	0	0	0	0	L	17-20	
10/02	at Buccaneers	S	2	2	0	0.0	0.0	1	4	0	0	0	0	0	0	0	0	0	0	0	0	0	0	0	W	41-31	
10/10	Raiders	S	1	0	1	0.5	3.5	0	0	1	0	0	0	0	0	0	0	0	0	0	0	0	0	0	W	30-29	
10/16	Bills	S	2	1	1	0.0	0.0	0	0	0	0	0	0	0	0	0	0	0	0	0	0	0	0	0	L	20-24	
10/23	at 49ers	S	2	0	2	0.0	0.0	0	0	1	0	0	0	0	1	0	0	0	0	0	0	0	0	0	W	44-23	
11/06	Titans	S	2	1	1	0.0	0.0	0	0	0	0	0	0	0	0	0	0	0	0	0	0	0	0	0	W	20-17+	
11/13	Jaguars	S	2	0	2	0.0	0.0	0	0	0	0	0	0	0	2	0	0	0	0	0	0	0	0	0	W	27-17	
11/20	at Chargers	S	0	0	0	0.0	0.0	0	0	1	0	0	0	0	0	0	0	0	0	0	0	0	0	0	W	30-27	
11/27	Rams	S	1	1	0	1.0	10.0	1	10	1	0	0	0	0	0	0	0	0	0	0	0	0	0	0	W	26-10	
12/04	at Bengals	S	3	3	0	1.0	7.0	1	7	1	0	0	0	0	0	0	0	0	0	0	0	0	0	0	L	24-27	
12/11	at Broncos	S	3	1	2	1.0	4.0	1	4	1	0	0	0	0	1	0	0	0	0	0	0	0	0	0	W	34-28	
12/18	at Texans	S	2	2	0	0.0	0.0	1	0	0	0	0	0	0	0	0	0	0	0	0	0	0	0	0	W	30-24+	
12/24	Seahawks	S	1	1	0	1.0	9.0	1	9	1	0	0	0	0	1	0	0	0	0	0	0	0	0	0	W	24-10	
01/01	Broncos	S	2	1	1	1.0	3.0	1	3	1	0	0	0	0	0	0	1	0	0	0	0	0	0	0	W	27-24	
01/07	at Raiders	S	3	2	1	0.5	3.5	1	1	1	0	0	0	0	0	0	1	0	0	0	0	0	0	0	W	31-13	
<b>2022 TOTALS</b>		<b>17-17</b>	<b>33</b>	<b>18</b>	<b>15</b>	<b>6.0</b>	<b>40.0</b>	<b>8</b>	<b>38</b>	<b>11</b>	<b>0</b>	<b>0</b>	<b>0</b>	<b>0</b>	<b>7</b>	<b>0</b>	<b>2</b>	<b>0</b>	<b>0</b>	<b>0</b>	<b>0</b>	<b>0</b>	<b>0</b>	<b>0</b>	<b>14-3</b>		

+ - Overtime

## 2022 GAME-BY-GAME POSTSEASON STATISTICS (CHIEFS)

DATE	OPPONENT	P/S	TACKLES							INTERCEPTIONS					O. FUMB				ST					MISC		W/L	SCORE
			TK	S	A	SK	YDS	TFL	YDS	QBH	NO	YDS	LG	TD	PD	FF	FR	TD	YDS	TK	S	A	FF	FR	S		
01/21	Jaguars	S	1	0	1	0.0	0.0	0	0	0	0	0	0	0	0	0	0	0	0	0	0	0	0	0	0	W	27-20
01/29	Bengals	S	1	1	0	1.0	4.0	1	4	1	0	0	0	0	0	0	0	0	0	0	0	0	0	0	0	W	23-20
02/12	at Eagles	S	2	1	1	0.0	0.0	0	0	0	0	0	0	0	0	0	0	0	0	0	0	0	0	0	0	W	38-35
<b>2022 TOTALS</b>		<b>3-3</b>	<b>4</b>	<b>2</b>	<b>2</b>	<b>1.0</b>	<b>4.0</b>	<b>1</b>	<b>4</b>	<b>1</b>	<b>0</b>	<b>0</b>	<b>0</b>	<b>0</b>	<b>0</b>	<b>0</b>	<b>0</b>	<b>0</b>	<b>0</b>	<b>0</b>	<b>0</b>	<b>0</b>	<b>0</b>	<b>0</b>	<b>0</b>	<b>3-0</b>	



**TRAVIS  
KELCE**

**TIGHT END #87**  
**CINCINNATI**



11TH YEAR IN THE NFL

11TH YEAR WITH THE CHIEFS

HEIGHT: 6'5"  
WEIGHT: 250 LBS  
DRAFTED: D3A-13  
BIRTHDAY: 10/5/89

## TRAVIS KELCE'S NFL REGULAR SEASON RUSHING/RECEIVING STATISTICS

DATE	TEAM	GP	GS	RECEIVING					RUSHING					
				NO.	YDS.	AVG.	LG	TD	NO.	YDS.	AVG.	LG	TD	
2013	Chiefs	1	0	0	0	0.0	0	0	0	0	0	0.0	0	0
2014	Chiefs	16	11	67	862	12.9	34	5	0	0	0.0	0	0	0
2015	Chiefs	16	16	72	875	12.2	42t	5	0	0	0.0	0	0	0
2016	Chiefs	16	15	85	1,125	13.2	80t	4	1	-5	-5.0	-5	0	0
2017	Chiefs	15	15	83	1,038	12.5	44	8	2	7	3.5	4	0	0
2018	Chiefs	16	16	103	1,336	13.0	43	10	0	0	0.0	0	0	0
2019	Chiefs	16	16	97	1,229	12.7	47	5	1	4	4.0	4t	1	1
2020	Chiefs	15	15	105	1,416	13.5	45	11	0	0	0.0	0	0	0
2021	Chiefs	16	16	92	1,125	12.2	69	9	2	3	1.5	4t	1	1
2022	Chiefs	17	17	110	1,338	12.2	52	12	2	5	2.5	4	0	0
<b>NFL TOTALS</b>		<b>144</b>	<b>137</b>	<b>814</b>	<b>10,344</b>	<b>12.7</b>	<b>80T</b>	<b>69</b>	<b>8</b>	<b>14</b>	<b>1.8</b>	<b>4T</b>	<b>2</b>	<b>2</b>



# UPDATED PLAYER BIOS

## TRAVIS KELCE'S NFL POSTSEASON RUSHING/RECEIVING STATISTICS

DATE	TEAM	GP	GS	RECEIVING					RUSHING				
				NO.	YDS.	AVG.	LG	TD	NO.	YDS.	AVG.	LG	TD
2013	Chiefs	0	0	0	0	0.0	0	0	0	0	0.0	0	0
2015	Chiefs	2	2	14	151	10.8	48	0	0	0	0.0	0	0
2016	Chiefs	1	1	5	77	15.4	24	0	0	0	0.0	0	0
2017	Chiefs	1	1	4	66	16.5	27	1	0	0	0.0	0	0
2018	Chiefs	2	2	10	131	13.1	30	1	0	0	0.0	0	0
2019	Chiefs	3	3	19	207	10.9	28	4	1	2	2.0	2	0
2020	Chiefs	3	3	31	360	11.6	33	3	0	0	0.0	0	0
2021	Chiefs	3	3	23	299	13.0	48t	3	0	0	0.0	0	0
2022	Chiefs	3	3	27	257	9.5	22	4	0	0	0.0	0	0
<b>NFL TOTALS</b>		<b>18</b>	<b>18</b>	<b>133</b>	<b>1,548</b>	<b>11.6</b>	<b>48T</b>	<b>16</b>	<b>1</b>	<b>2</b>	<b>2.0</b>	<b>2</b>	<b>0</b>

## 2022 GAME-BY-GAME REGULAR-SEASON STATISTICS (CHIEFS)

DATE	OPPONENT	P/S	RECEIVING					RUSHING					W/L	SCORE
			NO.	YDS.	AVG.	LG	TD	NO.	YDS.	AVG.	LG	TD		
09/11	at Cardinals	S	8	121	15.1	35	1	0	0	0.0	0	0	W	44-21
09/15	Chargers	S	5	51	10.2	19	0	0	0	0.0	0	0	W	27-24
09/25	at Colts	S	4	58	14.5	29	1	1	1	1.0	1	0	L	17-20
10/02	at Buccaneers	S	9	92	10.2	22	1	0	0	0.0	0	0	W	41-31
10/10	Raiders	S	7	25	3.6	8t	4	0	0	0.0	0	0	W	30-29
10/16	Bills	S	8	108	13.5	25	0	1	4	4.0	4	0	L	20-24
10/23	at 49ers	S	6	98	16.3	27	0	0	0	0.0	0	0	W	44-23
11/06	Titans	S	10	106	10.6	23	0	0	0	0.0	0	0	W	20-17+
11/13	Jaguars	S	6	81	13.5	46	1	0	0	0.0	0	0	W	27-17
11/20	at Chargers	S	6	115	19.2	34	3	0	0	0.0	0	0	W	30-27
11/27	Rams	S	4	57	14.3	39t	1	0	0	0.0	0	0	W	26-10
12/04	at Bengals	S	4	56	14.0	19	0	0	0	0.0	0	0	L	24-27
12/11	at Broncos	S	4	71	17.8	37	0	0	0	0.0	0	0	W	34-28
12/18	at Texans	S	10	105	10.5	18	0	0	0	0.0	0	0	W	30-24+
12/24	Seahawks	S	6	113	18.8	52	0	0	0	0.0	0	0	W	24-10
01/01	Broncos	S	7	43	6.1	12	0	0	0	0.0	0	0	W	27-24
01/07	at Raiders	S	6	38	6.3	15	0	0	0	0.0	0	0	W	31-13
<b>2022 TOTALS</b>		<b>17-17</b>	<b>110</b>	<b>1,338</b>	<b>12.2</b>	<b>52</b>	<b>12</b>	<b>2</b>	<b>5</b>	<b>2.5</b>	<b>4</b>	<b>0</b>	<b>14-3</b>	

+ - Overtime

## 2022 GAME-BY-GAME POSTSEASON STATISTICS (CHIEFS)

DATE	OPPONENT	P/S	RECEIVING					RUSHING					W/L	SCORE
			NO.	YDS.	AVG.	LG	TD	NO.	YDS.	AVG.	LG	TD		
01/21	Jaguars	S	14	98	7.0	15	2	0	0	0.0	0	0	W	27-20
01/29	Bengals	S	7	78	11.1	16	1	0	0	0.0	0	0	W	23-20
02/12	at Eagles	S	6	81	13.5	22	1	0	0	0.0	0	0	W	38-35
<b>2022 TOTALS</b>		<b>3-3</b>	<b>27</b>	<b>257</b>	<b>9.5</b>	<b>22</b>	<b>4</b>	<b>0</b>	<b>0</b>	<b>0.0</b>	<b>0</b>	<b>0</b>	<b>3-0</b>	

## TRAVIS KELCE'S NFL REGULAR SEASON PASSING/RUSHING STATISTICS

DATE	TEAM	GP	GS	PASSING										RUSHING							
				ATT.	CMP.	PCT.	YDS	AVG.	TD	INT.	LG	SK	LST	RATE	NO.	YDS.	AVG.	LG	TD		
2013	Chiefs	1	0	0	0	0.0	0	0.0	0	0	0	0	0.0	0	0	0.0	0	0	0.0	0	0
2014	Chiefs	16	11	0	0	0.0	0	0.0	0	0	0	0	0.0	0	0	0.0	0	0	0.0	0	0
2015	Chiefs	16	16	0	0	0.0	0	0.0	0	0	0	0	0.0	0	0	0.0	0	0	0.0	0	0
2016	Chiefs	16	15	0	0	0.0	0	0.0	0	0	0	0	0.0	1	-5	-5.0	0	0	0	0	0
2017	Chiefs	15	15	1	0	0.0	0	0.0	0	1	0	0	0.0	2	7	3.5	4	0	0	0	0
2018	Chiefs	16	16	0	0	0.0	0	0.0	0	0	0	0	0.0	0	0	0.0	0	0	0.0	0	0
2019	Chiefs	16	16	0	0	0.0	0	0.0	0	0	0	0	0.0	1	4	4.0	4t	1	0	0	0
2020	Chiefs	15	15	2	1	50.0	4	2.0	0	0	4	0	0	56.3	0	0	0.0	0	0	0	0
2021	Chiefs	16	16	0	0	0.0	0	0.0	0	0	0	0	0.0	2	3	1.5	4t	1	0	0	0
2022	Chiefs	17	17	0	0	0.0	0	0.0	0	0	0	0	0.0	2	5	2.5	4	0	0	0	0
<b>TOTALS</b>		<b>144</b>	<b>137</b>	<b>3</b>	<b>1</b>	<b>33.3</b>	<b>4</b>	<b>1.3</b>	<b>0</b>	<b>1</b>	<b>4</b>	<b>0</b>	<b>0</b>	<b>2.8</b>	<b>8</b>	<b>14</b>	<b>1.8</b>	<b>4T</b>	<b>2</b>	<b>0</b>	<b>0</b>



# UPDATED PLAYER BIOS

## 2022 GAME-BY-GAME REGULAR-SEASON STATISTICS (CHIEFS)

DATE	OPPONENT	P/S	PASSING											RUSHING				W/L	SCORE
			ATT	CMP	YDS	PCT	Y/A	Y/C	TD	INT	LG	SK/YD	RATE	ATT	YDS	LG	TD		
09/11	at Cardinals	S	0	0	0	0.0	0.0	0.0	0	0	0	0/0	0.0	0	0	0	0	W	44-21
09/15	Chargers	S	0	0	0	0.0	0.0	0.0	0	0	0	0/0	0.0	0	0	0	0	W	27-24
09/25	at Colts	S	0	0	0	0.0	0.0	0.0	0	0	0	0/0	0.0	1	1	1	0	L	17-20
10/02	at Buccaneers	S	0	0	0	0.0	0.0	0.0	0	0	0	0/0	0.0	0	0	0	0	W	41-31
10/10	Raiders	S	0	0	0	0.0	0.0	0.0	0	0	0	0/0	0.0	0	0	0	0	W	30-29
10/16	Bills	S	0	0	0	0.0	0.0	0.0	0	0	0	0/0	0.0	1	4	4	0	L	20-24
10/23	at 49ers	S	0	0	0	0.0	0.0	0.0	0	0	0	0/0	0.0	0	0	0	0	W	44-23
11/06	Titans	S	0	0	0	0.0	0.0	0.0	0	0	0	0/0	0.0	0	0	0	0	W	20-17+
11/13	Jaguars	S	0	0	0	0.0	0.0	0.0	0	0	0	0/0	0.0	0	0	0	0	W	27-17
11/20	at Chargers	S	0	0	0	0.0	0.0	0.0	0	0	0	0/0	0.0	0	0	0	0	W	30-27
11/27	Rams	S	0	0	0	0.0	0.0	0.0	0	0	0	0/0	0.0	0	0	0	0	W	26-10
12/04	at Bengals	S	0	0	0	0.0	0.0	0.0	0	0	0	0/0	0.0	0	0	0	0	L	24-27
12/11	at Broncos	S	0	0	0	0.0	0.0	0.0	0	0	0	0/0	0.0	0	0	0	0	W	34-28
12/18	at Texans	S	0	0	0	0.0	0.0	0.0	0	0	0	0/0	0.0	0	0	0	0	W	30-24+
12/24	Seahawks	S	0	0	0	0.0	0.0	0.0	0	0	0	0/0	0.0	0	0	0	0	W	24-10
01/01	Broncos	S	0	0	0	0.0	0.0	0.0	0	0	0	0/0	0.0	0	0	0	0	W	27-24
01/07	at Raiders	S	0	0	0	0.0	0.0	0.0	0	0	0	0/0	0.0	0	0	0	0	W	31-13
<b>2022 TOTALS</b>		<b>17-17</b>	<b>0</b>	<b>0</b>	<b>0</b>	<b>0.0</b>	<b>0.0</b>	<b>0.0</b>	<b>0</b>	<b>0</b>	<b>0</b>	<b>0/0</b>	<b>0.0</b>	<b>2</b>	<b>5</b>	<b>4</b>	<b>0</b>	<b>14-3</b>	

+ - Overtime

## 2022 GAME-BY-GAME POSTSEASON STATISTICS (CHIEFS)

DATE	OPPONENT	P/S	PASSING											RUSHING				W/L	SCORE
			ATT	CMP	YDS	PCT	Y/A	Y/C	TD	INT	LG	SK/YD	RATE	ATT	YDS	LG	TD		
01/21	Jaguars	S	0	0	0	0.0	0.0	0.0	0	0	0	0/0	0.0	0	0	0	0	W	27-20
01/29	Bengals	S	0	0	0	0.0	0.0	0.0	0	0	0	0/0	0.0	0	0	0	0	W	23-20
02/12	at Eagles	S	0	0	0	0.0	0.0	0.0	0	0	0	0/0	0.0	0	0	0	0	W	38-35
<b>2022 TOTALS</b>		<b>3-3</b>	<b>0</b>	<b>0</b>	<b>0</b>	<b>0.0</b>	<b>0.0</b>	<b>0.0</b>	<b>0</b>	<b>0</b>	<b>0</b>	<b>0/0</b>	<b>0.0</b>	<b>0</b>	<b>0</b>	<b>0</b>	<b>0</b>	<b>3-0</b>	



**DARIAN KINNARD**

**TACKLE #75**  
**KENTUCKY**



**1<sup>ST</sup>** YEAR IN THE NFL

**1<sup>ST</sup>** YEAR WITH THE CHIEFS

HEIGHT: 6'5"  
WEIGHT: 322 LBS  
DRAFTED: D5-22  
BIRTHDAY: 12/29/99

## DARIAN KINNARD'S NFL REGULAR SEASON STATISTICS

DATE	TEAM	GP	GS
2022	Chiefs	1	0
<b>NFL TOTALS</b>		<b>1</b>	<b>0</b>

## DARIAN KINNARD'S NFL POSTSEASON STATISTICS

DATE	TEAM	GP	GS
2022	Chiefs	0	0
<b>NFL TOTALS</b>		<b>0</b>	<b>0</b>



# UPDATED PLAYER BIOS


## 2022 GAME-BY-GAME REGULAR-SEASON STATISTICS (CHIEFS)


DATE	OPPONENT	P/S		W/L	SCORE
09/11	at Cardinals		INACTIVE	W	44-21
09/15	Chargers		INACTIVE	W	27-24
09/25	at Colts		INACTIVE	L	17-20
10/02	at Buccaneers		INACTIVE	W	41-31
10/10	Raiders	P		W	30-29
10/16	Bills		INACTIVE	L	20-24
10/23	at 49ers		INACTIVE	W	44-23
11/06	Titans		INACTIVE	W	20-17+
11/13	Jaguars		INACTIVE	W	27-17
11/20	at Chargers		INACTIVE	W	30-27
11/27	Rams		DID NOT PLAY	W	26-10
12/04	at Bengals		DID NOT PLAY	L	24-27
12/11	at Broncos		INACTIVE	W	34-28
12/18	at Texans		INACTIVE	W	30-24+
12/24	Seahawks		INACTIVE	W	24-10
01/01	Broncos		INACTIVE	W	27-24
01/07	at Raiders		INACTIVE	W	31-13
<b>2022 TOTALS</b>		<b>1-0</b>		<b>14-3</b>	

+ - Overtime

## 2022 GAME-BY-GAME POSTSEASON STATISTICS (CHIEFS)

DATE	OPPONENT	P/S		W/L	SCORE
01/21	Jaguars		INACTIVE	W	27-20
01/29	Bengals		INACTIVE	W	23-20
02/12	at Eagles		INACTIVE	W	38-35
<b>2022 TOTALS</b>		<b>0-0</b>		<b>3-0</b>	






# PATRICK MAHOMES

**QUARTERBACK #15**

**TEXAS TECH**



**7<sup>TH</sup>** YEAR IN THE NFL

**7<sup>TH</sup>** YEAR WITH THE CHIEFS

**HEIGHT:** 6'2"

**WEIGHT:** 225 LBS

**DRAFTED:** D1-17

**BIRTHDAY:** 9/17/95

## PATRICK MAHOMES' NFL REGULAR SEASON PASSING STATISTICS

DATE	TEAM	GP	GS	ATT.	CMP.	PCT.	YDS	AVG.	TD	INT.	LG	SK	LST	RATE
2017	Chiefs	1	1	35	22	62.9	284	8.1	0	1	51	2	15	76.4
2018	Chiefs	16	16	580	383	66.0	5,097	8.8	50	12	89t	26	171	113.8
2019	Chiefs	14	14	484	319	65.9	4,031	8.3	26	5	83t	17	127	105.3
2020	Chiefs	15	15	588	390	66.3	4,740	8.1	38	6	75t	22	147	108.2
2021	Chiefs	17	17	658	436	66.3	4,839	7.4	37	13	75t	28	146	98.5
2022	Chiefs	17	17	648	435	67.1	5,250	8.1	41	12	67	26	188	105.2
<b>TOTALS</b>		<b>80</b>	<b>80</b>	<b>2,993</b>	<b>1,985</b>	<b>66.3</b>	<b>24,241</b>	<b>8.1</b>	<b>192</b>	<b>49</b>	<b>89T</b>	<b>121</b>	<b>794</b>	<b>105.7</b>

# UPDATED PLAYER BIOS

## PATRICK MAHOMES' NFL POSTSEASON PASSING STATISTICS

DATE	TEAM	GP	GS	ATT.	CMP.	PCT.	YDS	AVG.	TD	INT.	LG	SK	LST	RATE
2017	Chiefs	0	0	0	0	0.0	0	0.0	0	0	0	0	0	0.0
2018	Chiefs	2	2	72	43	59.7	573	8.0	3	0	54	8	71	98.9
2019	Chiefs	3	3	112	72	64.3	901	8.0	10	2	60t	6	20	111.5
2020	Chiefs	3	3	117	76	65.0	850	7.3	4	2	71	4	27	90.8
2021	Chiefs	3	3	122	89	73.0	1,057	8.7	11	3	64t	9	81	118.8
2022	Chiefs	3	3	100	72	72.0	703	7.0	7	0	29	3	11	114.7
<b>TOTALS</b>		<b>14</b>	<b>14</b>	<b>523</b>	<b>352</b>	<b>67.3</b>	<b>4,084</b>	<b>7.8</b>	<b>35</b>	<b>7</b>	<b>71</b>	<b>30</b>	<b>210</b>	<b>107.4</b>

## PATRICK MAHOMES' NFL REGULAR SEASON RUSHING STATISTICS

DATE	TEAM	NO.	YDS.	AVG.	LG	TD
2017	Chiefs	7	10	1.4	5	0
2018	Chiefs	60	272	4.5	28	2
2019	Chiefs	43	218	5.1	25	2
2020	Chiefs	62	308	5.0	24	2
2021	Chiefs	66	381	5.8	32	2
2022	Chiefs	61	358	5.9	20	4
<b>TOTALS</b>		<b>299</b>	<b>1,547</b>	<b>5.2</b>	<b>32</b>	<b>12</b>

## PATRICK MAHOMES' NFL POSTSEASON RUSHING STATISTICS

DATE	TEAM	NO.	YDS.	AVG.	LG	TD
2017	Chiefs	0	0	0.0	0	0
2018	Chiefs	5	19	3.8	9	1
2019	Chiefs	24	136	5.7	27t	2
2020	Chiefs	13	52	4.0	13	1
2021	Chiefs	13	117	9.0	34	1
2022	Chiefs	12	60	5.0	26	0
<b>TOTALS</b>		<b>67</b>	<b>384</b>	<b>5.7</b>	<b>34</b>	<b>5</b>

## 2022 GAME-BY-GAME REGULAR SEASON STATISTICS (CHIEFS)

DATE	OPPONENT	P/S	PASSING											RUSHING				W/L	SCORE
			ATT	CMP	YDS	PCT	Y/A	Y/C	TD	INT	LG	SK/YD	RATE	ATT	YDS	LG	TD		
09/11	at Cardinals	S	39	30	360	76.9	9.2	12.0	5	0	35	0/0	144.2	3	5	4	0	W	44-21
09/15	Chargers	S	35	24	235	68.6	6.7	9.8	2	0	41t	1/9	106.2	2	-1	0	0	W	27-24
09/25	at Colts	S	35	20	262	57.1	7.5	13.1	1	1	53	1/5	78.5	4	26	10	0	L	17-20
10/02	at Buccaneers	S	37	23	249	62.2	6.7	10.8	3	1	36	3/21	97.7	4	34	11	0	W	41-31
10/10	Raiders	S	43	29	292	67.4	6.8	10.1	4	0	36	3/27	117.6	4	28	16	0	W	30-29
10/16	Bills	S	40	25	338	62.5	8.5	13.5	2	2	42t	3/19	85.2	4	21	10	0	L	20-24
10/23	at 49ers	S	34	25	423	73.5	12.4	16.9	3	1	57	1/6	132.4	0	0	0	0	W	44-23
11/06	Titans	S	68	43	446	63.2	6.6	10.4	1	1	33	4/24	80.9	6	63	20	1	W	20-17+
11/13	Jaguars	S	35	26	331	74.3	9.5	12.7	4	1	46	0/0	129.6	7	39	19	0	W	27-17
11/20	at Chargers	S	34	20	329	58.8	9.7	16.5	3	0	40	1/7	120.8	4	23	16	0	W	30-27
11/27	Rams	S	42	27	320	64.3	7.6	11.9	1	1	39t	0/0	85.4	4	36	13	0	W	26-10
12/04	at Bengals	S	27	16	223	59.3	8.3	13.9	1	0	42	2/12	98.2	2	9	6	1	L	24-27
12/11	at Broncos	S	42	28	352	66.7	8.4	12.6	3	3	56t	2/10	86.6	3	-3	-1	0	W	34-28
12/18	at Texans	S	41	36	336	87.8	8.2	9.3	2	0	21	2/23	117.1	5	33	14	1	W	30-24+
12/24	Seahawks	S	28	16	224	57.1	8.0	14.0	2	0	52	1/4	106.8	2	8	5	1	W	24-10
01/01	Broncos	S	42	29	328	69.0	7.8	11.3	3	1	38	0/0	106.1	4	8	4	0	W	27-24
01/07	at Raiders	S	26	18	202	69.2	7.8	11.2	1	0	67	2/21	105.0	3	29	14	0	W	31-13
<b>2022 TOTALS</b>		<b>17-17</b>	<b>648</b>	<b>435</b>	<b>5,250</b>	<b>67.1</b>	<b>8.1</b>	<b>12.1</b>	<b>41</b>	<b>12</b>	<b>67</b>	<b>26/188</b>	<b>105.2</b>	<b>61</b>	<b>358</b>	<b>20</b>	<b>4</b>	<b>14-3</b>	

+ - Overtime

## 2022 GAME-BY-GAME POSTSEASON STATISTICS (CHIEFS)

DATE	OPPONENT	P/S	PASSING											RUSHING				W/L	SCORE
			ATT	CMP	YDS	PCT	Y/A	Y/C	TD	INT	LG	SK/YD	RATE	ATT	YDS	LG	TD		
01/21	Jaguars	S	30	22	195	73.3	6.5	8.9	2	0	27	0/0	112.5	3	8	5	0	W	27-20
01/29	Bengals	S	43	29	326	67.4	7.6	11.2	2	0	29	3/11	105.4	3	8	5	0	W	23-20
02/12	at Eagles	S	27	21	182	77.8	6.7	8.7	3	0	22	0/0	131.8	6	44	26	0	W	38-35
<b>2022 TOTALS</b>		<b>3-3</b>	<b>100</b>	<b>72</b>	<b>703</b>	<b>72.0</b>	<b>7.0</b>	<b>9.8</b>	<b>7</b>	<b>0</b>	<b>29</b>	<b>3/11</b>	<b>114.7</b>	<b>12</b>	<b>60</b>	<b>26</b>	<b>0</b>	<b>3-0</b>	



# UPDATED PLAYER BIOS

## 300-YARD PASSING GAMES (41): REGULAR SEASON

DATE	TEAM	NO.	YDS.	AVG.	LG	TD
09/16/18	at Steelers	23	326	14.2	40	6
09/23/18	49ERS	24	314	13.1	42	3
10/01/18	at Broncos	28	304	10.9	35	1
10/07/18	JAGUARS	22	313	14.2	40	0
10/14/18	at Patriots	23	352	15.3	75t	4
10/21/18	BENGALS	28	358	12.8	50	4
10/28/18	BRONCOS	24	303	12.6	40	4
11/04/18	at Browns	23	375	16.3	50t	3
11/19/18	at Rams	33	478	14.5	73t	6
12/09/18	RAVENS	35	377	10.8	48	2
09/08/19	at Jaguars	25	378	15.1	68t	3
09/15/19	at Raiders	30	443	14.8	44t	4
09/22/19	RAVENS	27	374	13.9	83t	3
09/29/19	at Lions	24	315	13.1	33	0
10/06/19	COLTS	22	321	14.6	31	1
11/10/19	at Titans	36	446	12.4	63t	3
12/15/19	BRONCOS	27	340	12.6	41t	2
09/20/20	at Chargers	27	302	11.2	54t	2
09/28/20	at Ravens	31	385	12.4	49t	4
10/11/20	RAIDERS	22	340	15.5	37	2
11/01/20	JETS	31	416	13.4	41t	5
11/08/20	PANTHERS	30	372	12.4	44	4
11/22/20	at Raiders	34	348	10.2	22t	2
11/29/20	at Buccaneers	37	462	12.5	75t	3
12/06/20	BRONCOS	25	318	12.7	30	1
12/13/20	at Dolphins	24	393	16.4	44t	2
09/12/21	BROWNS	27	337	12.5	75t	3
09/19/21	at Ravens	24	343	14.3	46t	3
10/17/21	at Commanders	32	397	12.4	49	2
11/14/21	at Raiders	35	406	11.6	38t	5
12/16/21	at Chargers	31	410	13.2	69	3
09/11/22	at Cardinals	30	360	12.0	35	5
10/16/22	BILLS	25	338	13.5	42t	2
10/23/22	at 49ers	25	423	16.9	57	3
11/06/22	TITANS	43	446	10.4	33	1
11/13/22	JAGUARS	26	331	12.7	46	4
11/20/22	at Chargers	20	329	16.5	40	3
11/27/22	RAMS	27	320	11.9	39t	1
12/11/22	at Broncos	28	352	12.6	56t	3
12/18/22	at Texans	36	336	9.3	21	2
01/01/23	BRONCOS	29	328	11.3	38	3

## 300-YARD PASSING GAMES (5): POSTSEASON


DATE	TEAM	NO.	YDS.	AVG.	LG	TD
01/12/20	TEXANS	23	321	14.0	48	5
01/24/21	BILLS	29	325	11.2	71	3
01/16/22	STEELERS	30	404	13.5	48t	5
01/23/22	BILLS	33	378	11.5	64t	3
01/29/23	BENGALS	29	326	11.2	29	2



# UPDATED PLAYER BIOS



## TRENT MCDUFFIE



**CORNERBACK #22**  
**WASHINGTON**

**2<sup>ND</sup>** YEAR IN THE NFL

**2<sup>ND</sup>** YEAR WITH THE CHIEFS

HEIGHT: 5'11"  
WEIGHT: 193 LBS  
DRAFTED: D1A-22  
BIRTHDAY: 9/13/00

### TRENT MCDUFFIE'S NFL REGULAR SEASON DEFENSIVE STATISTICS

DATE	TEAM	GP	GS	TACKLES								INTERCEPTIONS					O. FUMB				ST				MISC		
				TK	S	A	TFL	YDS	SK	YDS	QBH	NO	YDS	LG	TD	PD	FF	FR	TD	YDS	TK	S	A	FF	FR	S	A
2022	Chiefs	11	11	44	28	16	1	2	1.0	12.0	1	0	0	0	0	7	1	0	0	0	0	0	0	0	0	0	0
<b>NFL TOTALS</b>		<b>11</b>	<b>11</b>	<b>44</b>	<b>28</b>	<b>16</b>	<b>1</b>	<b>2</b>	<b>1.0</b>	<b>12.0</b>	<b>1</b>	<b>0</b>	<b>0</b>	<b>0</b>	<b>0</b>	<b>7</b>	<b>1</b>	<b>0</b>	<b>0</b>	<b>0</b>	<b>0</b>	<b>0</b>	<b>0</b>	<b>0</b>	<b>0</b>	<b>0</b>	

### TRENT MCDUFFIE'S NFL POSTSEASON DEFENSIVE STATISTICS

DATE	TEAM	GP	GS	TACKLES								INTERCEPTIONS					O. FUMB				ST				MISC	
				TK	S	A	TFL	YDS	SK	YDS	QBH	NO	YDS	LG	TD	PD	FF	FR	TD	YDS	TK	S	A	FF	FR	S
2022	Chiefs	3	3	15	13	2	1	0	0.0	0.0	0	0	0	0	0	3	1	0	0	0	0	0	0	0	0	0
<b>NFL TOTALS</b>		<b>3</b>	<b>3</b>	<b>15</b>	<b>13</b>	<b>2</b>	<b>1</b>	<b>0</b>	<b>0.0</b>	<b>0.0</b>	<b>0</b>	<b>0</b>	<b>0</b>	<b>0</b>	<b>0</b>	<b>3</b>	<b>1</b>	<b>0</b>	<b>0</b>	<b>0</b>	<b>0</b>	<b>0</b>	<b>0</b>	<b>0</b>	<b>0</b>	

### 2022 GAME-BY-GAME REGULAR-SEASON STATISTICS (CHIEFS)

DATE	OPPONENT	P/S	TACKLES								INTERCEPTIONS					O. FUMB				ST				MISC		W/L	SCORE	
			TK	S	A	SK	YDS	TFL	YDS	QBH	NO	YDS	LG	TD	PD	FF	FR	TD	YDS	TK	S	A	FF	FR	S			A
09/11	at Cardinals	S	1	1	0	0.0	0.0	0	0	0	0	0	0	0	0	0	0	0	0	0	0	0	0	0	0	0	W	44-21
09/15	Chargers																										W	27-24
09/25	at Colts																										L	17-20
10/02	at Buccaneers																										W	41-31
10/10	Raiders																										W	30-29
10/16	Bills																										L	20-24
10/23	at 49ers																										W	44-23
11/06	Titans	S	2	1	1	0.0	0.0	0	0	0	0	0	0	0	1	0	0	0	0	0	0	0	0	0	0	0	W	20-17+
11/13	Jaguars	S	7	4	3	0.0	0.0	1	2	0	0	0	0	0	2	0	0	0	0	0	0	0	0	0	0	0	W	27-17
11/20	at Chargers	S	6	3	3	0.0	0.0	0	0	0	0	0	0	0	0	0	0	0	0	0	0	0	0	0	0	0	W	30-27
11/27	Rams	S	2	2	0	0.0	0.0	0	0	0	0	0	0	0	2	0	0	0	0	0	0	0	0	0	0	0	W	26-10
12/04	at Bengals	S	6	4	2	0.0	0.0	0	0	0	0	0	0	0	0	0	0	0	0	0	0	0	0	0	0	0	L	24-27
12/11	at Broncos	S	0	0	0	0.0	0.0	0	0	0	0	0	0	0	1	0	0	0	0	0	0	0	0	0	0	0	W	34-28
12/18	at Texans	S	1	1	0	0.0	0.0	0	0	0	0	0	0	0	0	0	0	0	0	0	0	0	0	0	0	0	W	30-24+
12/24	Seahawks	S	5	2	3	0.0	0.0	0	0	0	0	0	0	0	0	0	0	0	0	0	0	0	0	0	0	0	W	24-10
01/01	Broncos	S	7	4	3	1.0	12.0	0	0	1	0	0	0	0	0	1	0	0	0	0	0	0	0	0	0	0	W	27-24
01/07	at Raiders	S	7	6	1	0.0	0.0	0	0	0	0	0	0	0	1	0	0	0	0	0	0	0	0	0	0	0	W	31-13
<b>2022 TOTALS</b>		<b>11-11</b>	<b>44</b>	<b>28</b>	<b>16</b>	<b>1.0</b>	<b>12.0</b>	<b>1</b>	<b>2</b>	<b>1</b>	<b>0</b>	<b>0</b>	<b>0</b>	<b>0</b>	<b>7</b>	<b>1</b>	<b>0</b>	<b>0</b>	<b>0</b>	<b>0</b>	<b>0</b>	<b>0</b>	<b>0</b>	<b>0</b>	<b>0</b>	<b>0</b>	<b>14-3</b>	

+ - Overtime

### 2022 GAME-BY-GAME POSTSEASON STATISTICS (CHIEFS)

DATE	OPPONENT	P/S	TACKLES								INTERCEPTIONS					O. FUMB				ST				MISC		W/L	SCORE	
			TK	S	A	SK	YDS	TFL	YDS	QBH	NO	YDS	LG	TD	PD	FF	FR	TD	YDS	TK	S	A	FF	FR	S			A
01/21	Jaguars	S	4	3	1	0.0	0.0	0	0	0	0	0	0	0	1	0	0	0	0	0	0	0	0	0	0	0	W	27-20
01/29	Bengals	S	6	6	0	0.0	0.0	1	0	0	0	0	0	0	2	0	0	0	0	0	0	0	0	0	0	0	W	23-20
02/12	at Eagles	S	5	4	1	0.0	0.0	0	0	0	0	0	0	0	0	1	0	0	0	0	0	0	0	0	0	0	W	38-35
<b>2022 TOTALS</b>		<b>3-3</b>	<b>15</b>	<b>13</b>	<b>2</b>	<b>0.0</b>	<b>0.0</b>	<b>1</b>	<b>0</b>	<b>0</b>	<b>0</b>	<b>0</b>	<b>0</b>	<b>0</b>	<b>3</b>	<b>1</b>	<b>0</b>	<b>0</b>	<b>0</b>	<b>0</b>	<b>0</b>	<b>0</b>	<b>0</b>	<b>0</b>	<b>0</b>	<b>0</b>	<b>3-0</b>	





# UPDATED PLAYER BIOS



## JERICK MCKINNON



**RUNNING BACK #1**  
**GEORGIA SOUTHERN**

**10<sup>TH</sup>** YEAR IN  
THE NFL

**3<sup>RD</sup>** YEAR WITH  
THE CHIEFS

HEIGHT: 5'9"  
WEIGHT: 209 LBS  
DRAFTED: FA-21  
BIRTHDAY: 5/3/92

### JERICK MCKINNON'S NFL REGULAR SEASON RUSHING/RECEIVING STATISTICS

DATE	TEAM	RUSHING							RECEIVING				
		GP	GS	NO.	YDS.	AVG.	LG	TD	NO.	YDS.	AVG.	LG	TD
2014	Vikings	11	6	113	538	4.8	55	0	27	135	5.0	17	0
2015	Vikings	16	0	52	271	5.2	68t	2	21	173	8.2	30	1
2016	Vikings	15	7	159	539	3.4	36	2	43	255	5.9	41	2
2017	Vikings	16	1	150	570	3.8	58t	3	51	421	8.3	41	2
2018	49ers	0	0	0	0	0.0	0	0	0	0	0.0	0	0
2019	49ers	0	0	0	0	0.0	0	0	0	0	0.0	0	0
2020	49ers	16	4	81	319	3.9	55	5	33	253	7.7	26	1
2021	Chiefs	13	0	12	62	5.2	18	0	13	107	8.2	14t	1
2022	Chiefs	17	0	72	291	4.0	30	1	56	512	9.1	56t	9
<b>NFL TOTALS</b>		<b>104</b>	<b>18</b>	<b>639</b>	<b>2,590</b>	<b>4.1</b>	<b>68T</b>	<b>13</b>	<b>244</b>	<b>1,856</b>	<b>7.6</b>	<b>56T</b>	<b>16</b>

### JERICK MCKINNON'S NFL POSTSEASON RUSHING/RECEIVING STATISTICS

DATE	TEAM	RUSHING							RECEIVING				
		GP	GS	NO.	YDS.	AVG.	LG	TD	NO.	YDS.	AVG.	LG	TD
2015	Vikings	1	0	2	7	3.5	6	0	3	22	7.3	9	0
2017	Vikings	2	0	18	74	4.1	14t	1	14	92	6.6	13	0
2019	49ers	0	0	0	0	0.0	0	0	0	0	0.0	0	0
2021	Chiefs	3	3	34	150	4.4	15	0	14	165	11.8	23	1
2022	Chiefs	3	0	19	60	3.2	14	0	5	32	6.4	13	0
<b>NFL TOTALS</b>		<b>9</b>	<b>3</b>	<b>73</b>	<b>291</b>	<b>4.0</b>	<b>15</b>	<b>1</b>	<b>36</b>	<b>311</b>	<b>8.6</b>	<b>23</b>	<b>1</b>

### JERICK MCKINNON'S NFL REGULAR SEASON RETURN STATISTICS

DATE	TEAM	KICKOFF RETURNS					PUNT RETURNS					
		RET.	YDS.	AVG.	LG	TD	NO.	FC	YDS.	AVG.	LG	TD
2014	Vikings	0	0	0.0	0	0	0	0	0	0.0	0	0
2015	Vikings	1	24	24.0	24	0	0	0	0	0.0	0	0
2016	Vikings	0	0	0.0	0	0	0	0	0	0.0	0	0
2017	Vikings	12	312	26.0	39	0	0	0	0	0.0	0	0
2018	49ers	0	0	0.0	0	0	0	0	0	0.0	0	0
2019	49ers	0	0	0.0	0	0	0	0	0	0.0	0	0
2020	49ers	12	239	19.9	30	0	0	0	0	0.0	0	0
2021	Chiefs	0	0	0.0	0	0	0	0	0	0.0	0	0
2022	Chiefs	0	0	0.0	0	0	0	0	0	0.0	0	0
<b>NFL TOTALS</b>		<b>25</b>	<b>575</b>	<b>23.0</b>	<b>39</b>	<b>0</b>	<b>0</b>	<b>0</b>	<b>0</b>	<b>0.0</b>	<b>0</b>	<b>0</b>

# UPDATED PLAYER BIOS

## JERICK MCKINNON'S NFL POSTSEASON RETURN STATISTICS

DATE	TEAM	KICKOFF RETURNS					PUNT RETURNS					
		RET.	YDS.	AVG.	LG	TD	NO.	FC	YDS.	AVG.	LG	TD
2015	Vikings	0	0	0.0	0	0	0	0	0	0.0	0	0
2017	Vikings	0	0	0.0	0	0	0	0	0	0.0	0	0
2019	49ers	0	0	0.0	0	0	0	0	0	0.0	0	0
2021	Chiefs	0	0	0.0	0	0	0	0	0	0.0	0	0
2022	Chiefs	0	0	0.0	0	0	0	0	0	0.0	0	0
<b>NFL TOTALS</b>		<b>0</b>	<b>0</b>	<b>0.0</b>	<b>0</b>	<b>0</b>	<b>0</b>	<b>0</b>	<b>0</b>	<b>0.0</b>	<b>0</b>	<b>0</b>

## 2022 GAME-BY-GAME REGULAR-SEASON STATISTICS (CHIEFS)

DATE	OPPONENT	P/S	RUSHING					RECEIVING					W/L	SCORE
			NO.	YDS.	AVG.	LG	TD	NO.	YDS.	AVG.	LG	TD		
09/11	at Cardinals	P	4	22	5.5	18	0	3	27	9.0	18	0	W	44-21
09/15	Chargers	P	4	12	3.0	5	0	2	4	2.0	9t	1	W	27-24
09/25	at Colts	P	7	20	2.9	6	0	0	0	0.0	0	0	L	17-20
10/02	at Buccaneers	P	2	-1	-0.5	0	0	1	1	1.0	1	0	W	41-31
10/10	Raiders	P	8	53	6.6	30	0	2	19	9.5	12	0	W	30-29
10/16	Bills	P	2	1	0.5	1	0	3	29	9.7	19	0	L	20-24
10/23	at 49ers	P	2	12	6.0	9	0	2	36	18.0	34	0	W	44-23
11/06	Titans	P	3	4	1.3	3	0	6	40	6.7	16	0	W	20-17+
11/13	Jaguars	P	1	2	2.0	2	0	6	56	9.3	19	0	W	27-17
11/20	at Chargers	P	6	24	4.0	7	0	1	0	0.0	0	0	W	30-27
11/27	Rams	P	0	0	0.0	0	0	3	26	8.7	11	0	W	26-10
12/04	at Bengals	P	8	51	6.4	14	0	2	9	4.5	7	1	L	24-27
12/11	at Broncos	P	6	22	3.7	7	0	7	112	16.0	56t	2	W	34-28
12/18	at Texans	P	10	52	5.2	26t	1	8	70	8.8	21	1	W	30-24+
12/24	Seahawks	P	5	7	1.4	5	0	3	31	10.3	16	1	W	24-10
01/01	Broncos	P	2	4	2.0	4	0	5	52	10.4	28	2	W	27-24
01/07	at Raiders	P	2	6	3.0	7	0	2	0	0.0	2t	1	W	31-13
<b>2022 TOTALS</b>		<b>17-0</b>	<b>72</b>	<b>291</b>	<b>4.0</b>	<b>30</b>	<b>1</b>	<b>56</b>	<b>512</b>	<b>9.1</b>	<b>56T</b>	<b>9</b>	<b>14-3</b>	

+ - Overtime

## 2022 GAME-BY-GAME POSTSEASON STATISTICS (CHIEFS)

DATE	OPPONENT	P/S	RUSHING					RECEIVING					W/L	SCORE
			NO.	YDS.	AVG.	LG	TD	NO.	YDS.	AVG.	LG	TD		
01/21	Jaguars	P	11	25	2.3	7	0	0	0	0.0	0	0	W	27-20
01/29	Bengals	P	4	1	0.3	4	0	2	17	8.5	13	0	W	23-20
02/12	at Eagles	P	4	34	8.5	14	0	3	15	5.0	7	0	W	38-35
<b>2022 TOTALS</b>		<b>3-0</b>	<b>19</b>	<b>60</b>	<b>3.2</b>	<b>14</b>	<b>0</b>	<b>5</b>	<b>32</b>	<b>6.4</b>	<b>13</b>	<b>0</b>	<b>3-0</b>	




**SKYY  
MOORE**

**WIDE RECEIVER #24**  
**WESTERN MICHIGAN**

**2<sup>ND</sup>** YEAR IN THE NFL

**2<sup>ND</sup>** YEAR WITH THE CHIEFS

HEIGHT: 5'10"  
WEIGHT: 195 LBS  
DRAFTED: D2A-22  
BIRTHDAY: 9/10/00



## SKYY MOORE'S NFL REGULAR SEASON RUSHING/RECEIVING STATISTICS

DATE	TEAM	GP	GS	RECEIVING					RUSHING				
				NO.	YDS.	AVG.	LG	TD	NO.	YDS.	AVG.	LG	TD
2022	Chiefs	16	3	22	250	11.4	30	0	3	24	8.0	12	0
<b>NFL TOTALS</b>		<b>16</b>	<b>3</b>	<b>22</b>	<b>250</b>	<b>11.4</b>	<b>30</b>	<b>0</b>	<b>3</b>	<b>24</b>	<b>8.0</b>	<b>12</b>	<b>0</b>



# UPDATED PLAYER BIOS

## SKYY MOORE'S NFL POSTSEASON RUSHING/RECEIVING STATISTICS

DATE	TEAM	GP	GS	RECEIVING					RUSHING				
				NO.	YDS.	AVG.	LG	TD	NO.	YDS.	AVG.	LG	TD
2022	Chiefs	3	0	5	17	3.4	8	1	2	7	3.5	4	0
<b>NFL TOTALS</b>		<b>3</b>	<b>0</b>	<b>5</b>	<b>17</b>	<b>3.4</b>	<b>8</b>	<b>1</b>	<b>2</b>	<b>7</b>	<b>3.5</b>	<b>4</b>	<b>0</b>

## SKYY MOORE'S NFL REGULAR SEASON RETURN STATISTICS

DATE	TEAM	KICKOFF RETURNS					PUNT RETURNS					
		RET.	YDS.	AVG.	LG	TD	NO.	FC	YDS.	AVG.	LG	TD
2022	Chiefs	3	50	16.7	23	0	14	4	86	6.1	15	0
<b>NFL TOTALS</b>		<b>3</b>	<b>50</b>	<b>16.7</b>	<b>23</b>	<b>0</b>	<b>14</b>	<b>4</b>	<b>86</b>	<b>6.1</b>	<b>15</b>	<b>0</b>

## SKYY MOORE'S NFL POSTSEASON RETURN STATISTICS

DATE	TEAM	KICKOFF RETURNS					PUNT RETURNS					
		RET.	YDS.	AVG.	LG	TD	NO.	FC	YDS.	AVG.	LG	TD
2022	Chiefs	1	18	18.0	18	0	2	0	29	14.5	29	0
<b>NFL TOTALS</b>		<b>1</b>	<b>18</b>	<b>18.0</b>	<b>18</b>	<b>0</b>	<b>2</b>	<b>0</b>	<b>29</b>	<b>14.5</b>	<b>29</b>	<b>0</b>

## 2022 GAME-BY-GAME REGULAR-SEASON STATISTICS (CHIEFS)

DATE	OPPONENT	P/S	RECEIVING					RUSHING					W/L	SCORE
			NO.	YDS.	AVG.	LG	TD	NO.	YDS.	AVG.	LG	TD		
09/11	at Cardinals	P	1	30	30.0	30	0	0	0	0.0	0	0	W	44-21
09/15	Chargers	P	0	0	0.0	0	0	0	0	0.0	0	0	W	27-24
09/25	at Colts	P	0	0	0.0	0	0	0	0	0.0	0	0	L	17-20
10/02	at Buccaneers	S	2	31	15.5	16	0	0	0	0.0	0	0	W	41-31
10/10	Raiders	S	2	15	7.5	8	0	0	0	0.0	0	0	W	30-29
10/16	Bills	P	1	24	24.0	24	0	0	0	0.0	0	0	L	20-24
10/23	at 49ers	P	0	0	0.0	0	0	0	0	0.0	0	0	W	44-23
11/06	Titans	P	0	0	0.0	0	0	0	0	0.0	0	0	W	20-17+
11/13	Jaguars	P	1	6	6.0	6	0	0	0	0.0	0	0	W	27-17
11/20	at Chargers	P	5	63	12.6	18	0	0	0	0.0	0	0	W	30-27
11/27	Rams	S	5	36	7.2	18	0	0	0	0.0	0	0	W	26-10
12/04	at Bengals	P	0	0	0.0	0	0	1	12	12.0	12	0	L	24-27
12/11	at Broncos	P	1	7	7.0	7	0	0	0	0.0	0	0	W	34-28
12/18	at Texans	P	0	0	0.0	0	0	2	12	6.0	9	0	W	30-24+
12/24	Seahawks	P	1	5	5.0	5	0	0	0	0.0	0	0	W	24-10
01/01	Broncos	P	3	33	11.0	18	0	0	0	0.0	0	0	W	27-24
01/07	at Raiders												W	31-13
<b>2022 TOTALS</b>			<b>16-3</b>	<b>22</b>	<b>250</b>	<b>11.4</b>	<b>30</b>	<b>0</b>	<b>3</b>	<b>24</b>	<b>8.0</b>	<b>12</b>	<b>0</b>	<b>14-3</b>

+ - Overtime

## 2022 GAME-BY-GAME POSTSEASON STATISTICS (CHIEFS)

DATE	OPPONENT	P/S	RECEIVING					RUSHING					W/L	SCORE
			NO.	YDS.	AVG.	LG	TD	NO.	YDS.	AVG.	LG	TD		
01/21	Jaguars	P	1	0	0.0	0	0	1	3	3.0	3	0	W	27-20
01/29	Bengals	P	3	13	4.3	8	0	0	0	0.0	0	0	W	23-20
02/12	at Eagles	P	1	4	4.0	4t	1	1	4	4.0	4	0	W	38-35
<b>2022 TOTALS</b>			<b>3-0</b>	<b>5</b>	<b>17</b>	<b>3.4</b>	<b>8</b>	<b>1</b>	<b>2</b>	<b>7</b>	<b>3.5</b>	<b>4</b>	<b>0</b>	<b>3-0</b>



# UPDATED PLAYER BIOS



## WANYA MORRIS

**OFFENSIVE LINEMAN #64**  
OKLAHOMA

**ROOKIE**

HEIGHT: 6'6"  
WEIGHT: 307 LBS  
DRAFTED: D3-23  
BIRTHDAY: 10/10/00



## LUCAS NIANG

**TACKLE #77**  
TCU

**3<sup>RD</sup>** YEAR IN THE NFL

**3<sup>RD</sup>** YEAR WITH THE CHIEFS

HEIGHT: 6'6"  
WEIGHT: 315 LBS  
DRAFTED: D3-20  
BIRTHDAY: 8/18/98



### LUCAS NIANG'S NFL REGULAR SEASON STATISTICS

DATE	TEAM	GP	GS
2020	Chiefs	0	0
2021	Chiefs	12	9
2022	Chiefs	7	0
<b>NFL TOTALS</b>		<b>19</b>	<b>9</b>

### LUCAS NIANG'S NFL POSTSEASON STATISTICS

DATE	TEAM	GP	GS
2020	Chiefs	0	0
2021	Chiefs	0	0
2022	Chiefs	3	0
<b>NFL TOTALS</b>		<b>3</b>	<b>0</b>

# UPDATED PLAYER BIOS

## 2022 GAME-BY-GAME REGULAR-SEASON STATISTICS (CHIEFS)

DATE	OPPONENT	P/S		W/L	SCORE
09/11	at Cardinals		RESERVE/PHYSICALLY-UNABLE-TO-PERFORM	W	44-21
09/15	Chargers		RESERVE/PHYSICALLY-UNABLE-TO-PERFORM	W	27-24
09/25	at Colts		RESERVE/PHYSICALLY-UNABLE-TO-PERFORM	L	17-20
10/02	at Buccaneers		RESERVE/PHYSICALLY-UNABLE-TO-PERFORM	W	41-31
10/10	Raiders		RESERVE/PHYSICALLY-UNABLE-TO-PERFORM	W	30-29
10/16	Bills		RESERVE/PHYSICALLY-UNABLE-TO-PERFORM	L	20-24
10/23	at 49ers		RESERVE/PHYSICALLY-UNABLE-TO-PERFORM	W	44-23
11/06	Titans		RESERVE/PHYSICALLY-UNABLE-TO-PERFORM	W	20-17+
11/13	Jaguars		RESERVE/PHYSICALLY-UNABLE-TO-PERFORM	W	27-17
11/20	at Chargers		RESERVE/PHYSICALLY-UNABLE-TO-PERFORM	W	30-27
11/27	Rams	P		W	26-10
12/04	at Bengals	P		L	24-27
12/11	at Broncos	P		W	34-28
12/18	at Texans	P		W	30-24+
12/24	Seahawks	P		W	24-10
01/01	Broncos	P		W	27-24
01/07	at Raiders	P		W	31-13
<b>2022 TOTALS</b>		<b>7-0</b>		<b>14-3</b>	

+ - Overtime

## 2022 GAME-BY-GAME POSTSEASON STATISTICS (CHIEFS)

DATE	OPPONENT	P/S		W/L	SCORE
01/21	Jaguars	P		W	27-20
01/29	Bengals	P		W	23-20
02/12	at Eagles	P		W	38-35
<b>2022 TOTALS</b>		<b>3-0</b>		<b>3-0</b>	



# DERRICK NNADI

**DEFENSIVE TACKLE #91**  
FLORIDA STATE




**6TH** YEAR IN THE NFL

**6TH** YEAR WITH THE CHIEFS

HEIGHT: 6'1"  
WEIGHT: 317 LBS  
DRAFTED: D3A-18  
BIRTHDAY: 5/9/96

## DERRICK NNADI'S NFL REGULAR SEASON DEFENSIVE STATISTICS

DATE	TEAM	GP	GS	TACKLES							INTERCEPTIONS					O. FUMB				ST			MISC					
				TK	S	A	TFL	YDS	SK	YDS	QBH	NO	YDS	LG	TD	PD	FF	FR	TD	YDS	TK	S	A	FF	FR	S	A	
2018	Chiefs	16	11	35	17	18	0	0	0.0	0.0	0	0	0	0	0	0	0	0	0	0	0	0	0	0	0	0	0	
2019	Chiefs	16	16	48	18	30	3	3	1.0	1.0	1	1	0	0	0	1	1	0	0	0	0	0	0	0	0	0	0	
2020	Chiefs	15	15	47	23	24	0	0	0.0	0.0	1	0	0	0	0	0	0	0	0	0	0	0	0	0	0	0	0	
2021	Chiefs	17	10	38	21	17	2	10	3.0	10.0	5	0	0	0	0	0	0	0	0	0	0	0	0	0	0	0	0	
2022	Chiefs	17	17	25	11	14	1	4	0.0	0.0	0	0	0	0	0	0	0	0	0	0	0	0	0	0	0	0	0	
<b>NFL TOTALS</b>		<b>81</b>	<b>69</b>	<b>193</b>	<b>90</b>	<b>103</b>	<b>6</b>	<b>17</b>	<b>4.0</b>	<b>11.0</b>	<b>7</b>	<b>1</b>	<b>0</b>	<b>0</b>	<b>0</b>	<b>1</b>	<b>1</b>	<b>0</b>	<b>0</b>	<b>0</b>	<b>0</b>	<b>0</b>	<b>0</b>	<b>0</b>	<b>0</b>	<b>0</b>	<b>0</b>	<b>0</b>

# UPDATED PLAYER BIOS

## DERRICK NNADI'S NFL POSTSEASON DEFENSIVE STATISTICS

DATE	TEAM	GP	GS	TACKLES								INTERCEPTIONS					O. FUMB				ST				MISC		
				TK	S	A	TFL	YDS	SK	YDS	QBH	NO	YDS	LG	TD	PD	FF	FR	TD	YDS	TK	S	A	FF	FR	S	A
2018	Chiefs	2	2	8	1	7	1	6	0.0	0.0	1	0	0	0	0	0	0	0	0	0	0	0	0	0	0	0	0
2019	Chiefs	3	3	7	4	3	1	1	0.0	0.0	0	0	0	0	0	0	0	0	0	0	0	0	0	0	0	0	
2020	Chiefs	3	3	11	3	8	0	0	0.0	0.0	0	0	0	0	0	0	0	0	0	0	0	0	0	0	0	0	
2021	Chiefs	3	0	4	2	2	0	0	0.0	0.0	1	0	0	0	0	0	0	0	0	0	0	0	0	0	0	0	
2022	Chiefs	3	3	3	1	2	1	8	1.0	8.0	1	0	0	0	0	0	0	0	0	0	0	0	0	0	0	0	
<b>NFL TOTALS</b>		<b>14</b>	<b>11</b>	<b>33</b>	<b>11</b>	<b>22</b>	<b>3</b>	<b>15</b>	<b>1.0</b>	<b>8.0</b>	<b>3</b>	<b>0</b>	<b>0</b>	<b>0</b>	<b>0</b>	<b>0</b>	<b>0</b>	<b>0</b>	<b>0</b>	<b>0</b>	<b>0</b>	<b>0</b>	<b>0</b>	<b>0</b>	<b>0</b>	<b>0</b>	

## 2022 GAME-BY-GAME REGULAR-SEASON STATISTICS (CHIEFS)

DATE	OPPONENT	P/S	TACKLES								INTERCEPTIONS					O. FUMB				ST				MISC		W/L	SCORE	
			TK	S	A	SK	YDS	TFL	YDS	QBH	NO	YDS	LG	TD	PD	FF	FR	TD	YDS	TK	S	A	FF	FR	S			A
09/11	at Cardinals	S	0	0	0	0.0	0.0	0	0	0	0	0	0	0	0	0	0	0	0	0	0	0	0	0	0	0	W	44-21
09/15	Chargers	S	3	0	3	0.0	0.0	0	0	0	0	0	0	0	0	0	0	0	0	0	0	0	0	0	0	0	W	27-24
09/25	at Colts	S	1	1	0	0.0	0.0	0	0	0	0	0	0	0	0	0	0	0	0	0	0	0	0	0	0	L	17-20	
10/02	at Buccaneers	S	2	2	0	0.0	0.0	0	0	0	0	0	0	0	0	0	0	0	0	0	0	0	0	0	0	W	41-31	
10/10	Raiders	S	3	2	1	0.0	0.0	0	0	0	0	0	0	0	0	0	0	0	0	0	0	0	0	0	0	W	30-29	
10/16	Bills	S	2	1	1	0.0	0.0	0	0	0	0	0	0	0	0	0	0	0	0	0	0	0	0	0	0	L	20-24	
10/23	at 49ers	S	2	0	2	0.0	0.0	0	0	0	0	0	0	0	0	0	0	0	0	0	0	0	0	0	0	W	44-23	
11/06	Titans	S	2	0	2	0.0	0.0	0	0	0	0	0	0	0	0	0	0	0	0	0	0	0	0	0	0	W	20-17+	
11/13	Jaguars	S	0	0	0	0.0	0.0	0	0	0	0	0	0	0	0	0	0	0	0	0	0	0	0	0	0	W	27-17	
11/20	at Chargers	S	0	0	0	0.0	0.0	0	0	0	0	0	0	0	0	0	0	0	0	0	0	0	0	0	0	W	30-27	
11/27	Rams	S	2	0	2	0.0	0.0	0	0	0	0	0	0	0	0	0	0	0	0	0	0	0	0	0	0	W	26-10	
12/04	at Bengals	S	1	0	1	0.0	0.0	0	0	0	0	0	0	0	0	0	0	0	0	0	0	0	0	0	0	L	24-27	
12/11	at Broncos	S	2	1	1	0.0	0.0	1	4	0	0	0	0	0	0	0	0	0	0	0	0	0	0	0	0	W	34-28	
12/18	at Texans	S	1	1	0	0.0	0.0	0	0	0	0	0	0	0	0	0	0	0	0	0	0	0	0	0	0	W	30-24+	
12/24	Seahawks	S	3	2	1	0.0	0.0	0	0	0	0	0	0	0	0	0	0	0	0	0	0	0	0	0	0	W	24-10	
01/01	Broncos	S	1	1	0	0.0	0.0	0	0	0	0	0	0	0	0	0	0	0	0	0	0	0	0	0	0	W	27-24	
01/07	at Raiders	S	0	0	0	0.0	0.0	0	0	0	0	0	0	0	0	0	0	0	0	0	0	0	0	0	0	W	31-13	
<b>2022 TOTALS</b>		<b>17-17</b>	<b>25</b>	<b>11</b>	<b>14</b>	<b>0.0</b>	<b>0.0</b>	<b>1</b>	<b>4</b>	<b>0</b>	<b>0</b>	<b>0</b>	<b>0</b>	<b>0</b>	<b>0</b>	<b>0</b>	<b>0</b>	<b>0</b>	<b>0</b>	<b>0</b>	<b>0</b>	<b>0</b>	<b>0</b>	<b>0</b>	<b>0</b>	<b>0</b>	<b>0</b>	<b>14-3</b>

+ - Overtime

## 2022 GAME-BY-GAME POSTSEASON STATISTICS (CHIEFS)

DATE	OPPONENT	P/S	TACKLES								INTERCEPTIONS					O. FUMB				ST				MISC		W/L	SCORE	
			TK	S	A	SK	YDS	TFL	YDS	QBH	NO	YDS	LG	TD	PD	FF	FR	TD	YDS	TK	S	A	FF	FR	S			A
01/21	Jaguars	S	2	1	1	1.0	8.0	1	8	1	0	0	0	0	0	0	0	0	0	0	0	0	0	0	0	0	W	27-20
01/29	Bengals	S	1	0	1	0.0	0.0	0	0	0	0	0	0	0	0	0	0	0	0	0	0	0	0	0	0	W	23-20	
02/12	at Eagles	S	0	0	0	0.0	0.0	0	0	0	0	0	0	0	0	0	0	0	0	0	0	0	0	0	0	W	38-35	
<b>2022 TOTALS</b>		<b>3-3</b>	<b>3</b>	<b>1</b>	<b>2</b>	<b>1.0</b>	<b>8.0</b>	<b>1</b>	<b>8</b>	<b>1</b>	<b>0</b>	<b>0</b>	<b>0</b>	<b>0</b>	<b>0</b>	<b>0</b>	<b>0</b>	<b>0</b>	<b>0</b>	<b>0</b>	<b>0</b>	<b>0</b>	<b>0</b>	<b>0</b>	<b>0</b>	<b>0</b>	<b>3-0</b>	




# ISAIAH NORMAN

**SAFETY #46**  
**MARSHALL**

**ROOKIE**

HEIGHT: 6'0"  
WEIGHT: 206 LBS  
DRAFTED: CFA-23  
BIRTHDAY: 7/14/98



# UPDATED PLAYER BIOS



## CHRIS OLADOKUN



**QUARTERBACK #6**  
**SOUTH DAKOTA STATE**

**1<sup>ST</sup>** YEAR IN THE NFL

**1<sup>ST</sup>** YEAR WITH THE CHIEFS

HEIGHT: 6'2"  
WEIGHT: 195 LBS  
DRAFTED: FA-22  
BIRTHDAY: 9/3/97

### CHRIS OLADOKUN'S NFL REGULAR SEASON PASSING STATISTICS

DATE	TEAM	GP	GS	ATT.	CMP.	PCT.	YDS	AVG.	TD	INT.	LG	SK	LST	RATE
2022	Chiefs	0	0	0	0	0.0	0	0.0	0	0	0	0	0	0.0
<b>TOTALS</b>		<b>0</b>	<b>0</b>	<b>0</b>	<b>0</b>	<b>0.0</b>	<b>0</b>	<b>0.0</b>	<b>0</b>	<b>0</b>	<b>0</b>	<b>0</b>	<b>0</b>	<b>0.0</b>

### CHRIS OLADOKUN'S NFL POSTSEASON PASSING STATISTICS

DATE	TEAM	GP	GS	ATT.	CMP.	PCT.	YDS	AVG.	TD	INT.	LG	SK	LST	RATE
2022	Chiefs	0	0	0	0	0.0	0	0.0	0	0	0	0	0	0.0
<b>TOTALS</b>		<b>0</b>	<b>0</b>	<b>0</b>	<b>0</b>	<b>0.0</b>	<b>0</b>	<b>0.0</b>	<b>0</b>	<b>0</b>	<b>0</b>	<b>0</b>	<b>0</b>	<b>0.0</b>

### CHRIS OLADOKUN'S NFL REGULAR SEASON RUSHING STATISTICS

DATE	TEAM	NO.	YDS.	AVG.	LG	TD
2022	Chiefs	0	0	0.0	0	0
<b>TOTALS</b>		<b>0</b>	<b>0</b>	<b>0.0</b>	<b>0</b>	<b>0</b>

### CHRIS OLADOKUN'S NFL POSTSEASON RUSHING STATISTICS

DATE	TEAM	NO.	YDS.	AVG.	LG	TD
2022	Chiefs	0	0	0.0	0	0
<b>TOTALS</b>		<b>0</b>	<b>0</b>	<b>0.0</b>	<b>0</b>	<b>0</b>

### CHRIS OLADOKUN'S NFL REGULAR SEASON PASSING/RUSHING STATISTICS

DATE	TEAM	GP	GS	PASSING											RUSHING					
				ATT.	CMP.	PCT.	YDS	AVG.	TD	INT.	LG	SK	LST	RATE	NO.	YDS.	AVG.	LG	TD	
2022	Chiefs	0	0	0	0	0.0	0	0.0	0	0	0	0	0	0	0.0	0	0	0.0	0	0
<b>TOTALS</b>		<b>0</b>	<b>0</b>	<b>0</b>	<b>0</b>	<b>0.0</b>	<b>0</b>	<b>0.0</b>	<b>0</b>	<b>0</b>	<b>0</b>	<b>0</b>	<b>0</b>	<b>0</b>	<b>0.0</b>	<b>0</b>	<b>0</b>	<b>0.0</b>	<b>0</b>	<b>0</b>

### CHRIS OLADOKUN'S NFL POSTSEASON PASSING/RUSHING STATISTICS

DATE	TEAM	GP	GS	PASSING											RUSHING					
				ATT.	CMP.	PCT.	YDS	AVG.	TD	INT.	LG	SK	LST	RATE	NO.	YDS.	AVG.	LG	TD	
2022	Chiefs	0	0	0	0	0.0	0	0.0	0	0	0	0	0	0	0.0	0	0	0.0	0	0
<b>TOTALS</b>		<b>0</b>	<b>0</b>	<b>0</b>	<b>0</b>	<b>0.0</b>	<b>0</b>	<b>0.0</b>	<b>0</b>	<b>0</b>	<b>0</b>	<b>0</b>	<b>0</b>	<b>0</b>	<b>0.0</b>	<b>0</b>	<b>0</b>	<b>0.0</b>	<b>0</b>	<b>0</b>



# UPDATED PLAYER BIOS

## 2022 GAME-BY-GAME REGULAR-SEASON STATISTICS (CHIEFS)

DATE	OPPONENT	P/S	PASSING											RUSHING				W/L	SCORE						
			ATT	CMP	YDS	PCT	Y/A	Y/C	TD	INT	LG	SK/YD	RATE	ATT	YDS	LG	TD								
09/11	at Cardinals																						W	44-21	
09/15	Chargers																							W	27-24
09/25	at Colts																							L	17-20
10/02	at Buccaneers																							W	41-31
10/10	Raiders																							W	30-29
10/16	Bills																							L	20-24
10/23	at 49ers																							W	44-23
11/06	Titans																							W	20-17+
11/13	Jaguars																							W	27-17
11/20	at Chargers																							W	30-27
11/27	Rams																							W	26-10
12/04	at Bengals																							L	24-27
12/11	at Broncos																							W	34-28
12/18	at Texans																							W	30-24+
12/24	Seahawks																							W	24-10
01/01	Broncos																							W	27-24
01/07	at Raiders																							W	31-13
<b>2022 TOTALS</b>		<b>0-0</b>	<b>0</b>	<b>0</b>	<b>0</b>	<b>0.0</b>	<b>0.0</b>	<b>0.0</b>	<b>0</b>	<b>0</b>	<b>0</b>	<b>0</b>	<b>0</b>	<b>0</b>	<b>0</b>	<b>0</b>	<b>0</b>	<b>0</b>	<b>0</b>	<b>0</b>	<b>0</b>	<b>0</b>	<b>0</b>	<b>14-3</b>	

+ - Overtime

## 2022 GAME-BY-GAME POSTSEASON STATISTICS (CHIEFS)

DATE	OPPONENT	P/S	PASSING											RUSHING				W/L	SCORE						
			ATT	CMP	YDS	PCT	Y/A	Y/C	TD	INT	LG	SK/YD	RATE	ATT	YDS	LG	TD								
01/21	Jaguars																							W	27-20
01/29	Bengals																							W	23-20
02/12	at Eagles																							W	38-35
<b>2022 TOTALS</b>		<b>0-0</b>	<b>0</b>	<b>0</b>	<b>0</b>	<b>0.0</b>	<b>0.0</b>	<b>0.0</b>	<b>0</b>	<b>0</b>	<b>0</b>	<b>0</b>	<b>0</b>	<b>0</b>	<b>0</b>	<b>0</b>	<b>0</b>	<b>0</b>	<b>0</b>	<b>0</b>	<b>0</b>	<b>0</b>	<b>0</b>	<b>3-0</b>	



# CHARLES OMENIHU

**DEFENSIVE END #90**  
**TEXAS**



**5<sup>TH</sup>** YEAR IN THE NFL

**1<sup>ST</sup>** YEAR WITH THE CHIEFS

**HEIGHT:** 6'5"  
**WEIGHT:** 280 LBS  
**DRAFTED:** FA-23  
**BIRTHDAY:** 8/20/97

## CHARLES OMENIHU'S NFL REGULAR SEASON DEFENSIVE STATISTICS

DATE	TEAM	GP	GS	TACKLES								INTERCEPTIONS				O. FUMB				ST			MISC				
				TK	S	A	TFL	YDS	SK	YDS	QBH	NO	YDS	LG	TD	PD	FF	FR	TD	YDS	TK	S	A	FF	FR	S	A
2019	Texans	14	0	13	8	5	2	11	3.0	34.0	5	0	0	0	2	2	0	0	0	0	0	0	0	0	0	0	0
2020	Texans	15	5	17	11	6	5	37	4.0	35.0	16	0	0	0	2	0	0	0	0	0	0	0	0	0	0	0	
2021	Texans	7	2	11	8	3	1	1	0.0	0.0	3	0	0	0	0	0	0	0	0	0	0	0	0	0	0	0	
Went from <b>Houston</b> to <b>San Francisco</b> .																											
2021	49ers	1	0	6	6	0	0	0	0.0	0.0	1	0	0	0	1	0	0	0	0	0	0	0	0	0	0	0	0
<b>2021 TOTAL</b>		<b>8</b>	<b>2</b>	<b>17</b>	<b>14</b>	<b>3</b>	<b>1</b>	<b>1</b>	<b>0.0</b>	<b>0.0</b>	<b>4</b>	<b>0</b>	<b>0</b>	<b>0</b>	<b>1</b>	<b>0</b>	<b>0</b>	<b>0</b>	<b>0</b>	<b>0</b>	<b>0</b>	<b>0</b>	<b>0</b>	<b>0</b>	<b>0</b>	<b>0</b>	<b>0</b>
2022	49ers	17	3	20	7	13	3	25	4.5	36.0	16	0	0	0	1	1	0	0	0	0	0	0	0	0	0	0	0
<b>NFL TOTALS</b>		<b>54</b>	<b>10</b>	<b>67</b>	<b>40</b>	<b>27</b>	<b>11</b>	<b>74</b>	<b>11.5</b>	<b>105.0</b>	<b>41</b>	<b>0</b>	<b>0</b>	<b>0</b>	<b>6</b>	<b>3</b>	<b>0</b>	<b>0</b>	<b>0</b>	<b>0</b>	<b>0</b>	<b>0</b>	<b>0</b>	<b>0</b>	<b>0</b>	<b>0</b>	<b>0</b>





# UPDATED PLAYER BIOS

## CHARLES OMENIHU'S NFL POSTSEASON DEFENSIVE STATISTICS

DATE	TEAM	GP	GS	TACKLES						INTERCEPTIONS						O. FUMB				ST				MISC			
				TK	S	A	TFL	YDS	SK	YDS	QBH	NO	YDS	LG	TD	PD	FF	FR	TD	YDS	TK	S	A	FF	FR	S	A
2019	Texans	2	0	1	0	1	0	0	0.0	0.0	1	0	0	0	0	0	0	0	0	0	0	0	0	0	0	0	0
2021	49ers	3	0	4	2	2	1	0	1.5	10.5	4	0	0	0	0	0	1	0	0	0	0	0	0	0	0	0	
2022	49ers	3	0	5	4	1	1	4	2.0	15.0	3	0	0	0	0	1	0	0	0	0	0	0	0	0	0	0	
<b>NFL TOTALS</b>		<b>8</b>	<b>0</b>	<b>10</b>	<b>6</b>	<b>4</b>	<b>2</b>	<b>4</b>	<b>3.5</b>	<b>25.5</b>	<b>8</b>	<b>0</b>	<b>0</b>	<b>0</b>	<b>0</b>	<b>2</b>	<b>0</b>	<b>0</b>	<b>0</b>	<b>0</b>	<b>0</b>	<b>0</b>	<b>0</b>	<b>0</b>	<b>0</b>	<b>0</b>	

## 2022 GAME-BY-GAME REGULAR-SEASON STATISTICS (49ERS)

DATE	OPPONENT	P/S	TACKLES						INTERCEPTIONS						O. FUMB				ST				MISC		W/L	SCORE	
			TK	S	A	SK	YDS	TFL	YDS	QBH	NO	YDS	LG	TD	PD	FF	FR	TD	YDS	TK	S	A	FF	FR			S
09/11	at Bears	P	0	0	0	0.0	0.0	0	0	0	0	0	0	0	0	0	0	0	0	0	0	0	0	0	0	L	10-19
09/18	Seahawks	P	1	0	1	0.0	0.0	0	0	2	0	0	0	0	0	0	0	0	0	0	0	0	0	0	0	W	27-7
09/25	at Broncos	P	3	1	2	0.0	0.0	0	0	0	0	0	0	0	0	0	0	0	0	0	0	0	0	0	0	L	10-11
10/03	Rams	P	2	1	1	1.0	11.0	1	11	2	0	0	0	0	0	0	0	0	0	0	0	0	0	0	0	W	24-9
10/09	at Panthers	P	1	1	0	1.0	6.0	1	6	2	0	0	0	0	0	0	0	0	0	0	0	0	0	0	0	W	37-15
10/16	at Falcons	S	4	2	2	1.0	8.0	1	8	1	0	0	0	0	0	0	0	0	0	0	0	0	0	0	0	L	14-28
10/23	Chiefs	P	0	0	0	0.0	0.0	0	0	0	0	0	0	0	0	0	0	0	0	0	0	0	0	0	0	L	23-44
10/30	at Rams	P	2	0	2	0.0	0.0	0	0	1	0	0	0	0	0	0	0	0	0	0	0	0	0	0	0	W	31-14
11/13	Chargers	S	1	1	0	1.0	7.0	0	0	3	0	0	0	0	1	1	0	0	0	0	0	0	0	0	0	W	22-16
11/21	at Cardinals	S	0	0	0	0.0	0.0	0	0	2	0	0	0	0	0	0	0	0	0	0	0	0	0	0	0	W	38-10
11/27	Saints	P	0	0	0	0.0	0.0	0	0	0	0	0	0	0	0	0	0	0	0	0	0	0	0	0	0	W	13-0
12/04	Dolphins	P	0	0	0	0.0	0.0	0	0	0	0	0	0	0	0	0	0	0	0	0	0	0	0	0	0	W	33-17
12/11	Buccaneers	P	3	0	3	0.0	0.0	0	0	0	0	0	0	0	0	0	0	0	0	0	0	0	0	0	0	W	35-7
12/15	at Seahawks	P	0	0	0	0.0	0.0	0	0	1	0	0	0	0	0	0	0	0	0	0	0	0	0	0	0	W	21-13
12/24	Commanders	P	2	1	1	0.0	0.0	0	0	1	0	0	0	0	0	0	0	0	0	0	0	0	0	0	0	W	37-20
01/01	at Raiders	P	0	0	0	0.0	0.0	0	0	0	0	0	0	0	0	0	0	0	0	0	0	0	0	0	0	W	37-34+
01/08	Cardinals	P	1	0	1	0.5	4.0	0	0	1	0	0	0	0	0	0	0	0	0	0	0	0	0	0	0	W	38-13
<b>2022 TOTALS</b>		<b>17-3</b>	<b>20</b>	<b>7</b>	<b>13</b>	<b>4.5</b>	<b>36.0</b>	<b>3</b>	<b>25</b>	<b>16</b>	<b>0</b>	<b>0</b>	<b>0</b>	<b>0</b>	<b>1</b>	<b>1</b>	<b>0</b>	<b>0</b>	<b>0</b>	<b>0</b>	<b>0</b>	<b>0</b>	<b>0</b>	<b>0</b>	<b>0</b>	<b>13-4</b>	

+ - Overtime

## 2022 GAME-BY-GAME POSTSEASON STATISTICS (49ERS)

DATE	OPPONENT	P/S	TACKLES						INTERCEPTIONS						O. FUMB				ST				MISC		W/L	SCORE		
			TK	S	A	SK	YDS	TFL	YDS	QBH	NO	YDS	LG	TD	PD	FF	FR	TD	YDS	TK	S	A	FF	FR			S	A
01/14	Seahawks	P	3	3	0	2.0	15.0	1	4	1	0	0	0	0	0	1	0	0	0	0	0	0	0	0	0	0	W	41-23
01/22	Cowboys	P	0	0	0	0.0	0.0	0	0	1	0	0	0	0	0	0	0	0	0	0	0	0	0	0	0	0	W	19-12
01/29	at Eagles	P	2	1	1	0.0	0.0	0	0	1	0	0	0	0	0	0	0	0	0	0	0	0	0	0	0	L	7-31	
<b>2022 TOTALS</b>		<b>3-0</b>	<b>5</b>	<b>4</b>	<b>1</b>	<b>2.0</b>	<b>15.0</b>	<b>1</b>	<b>4</b>	<b>3</b>	<b>0</b>	<b>0</b>	<b>0</b>	<b>0</b>	<b>0</b>	<b>1</b>	<b>0</b>	<b>0</b>	<b>0</b>	<b>0</b>	<b>0</b>	<b>0</b>	<b>0</b>	<b>0</b>	<b>0</b>	<b>2-1</b>		



# ISIAH PACHECO

**RUNNING BACK #10**

**RUTGERS**




**2ND** YEAR IN THE NFL

**2ND** YEAR WITH THE CHIEFS

HEIGHT: **5'10"**  
 WEIGHT: **216 LBS**  
 DRAFTED: **D7B-22**  
 BIRTHDAY: **3/2/99**

## ISIAH PACHECO'S NFL REGULAR SEASON RUSHING/RECEIVING STATISTICS

DATE	TEAM	GP	GS	RUSHING					RECEIVING				
				NO.	YDS.	AVG.	LG	TD	NO.	YDS.	AVG.	LG	TD
2022	Chiefs	17	11	170	830	4.9	31	5	13	130	10.0	32	0
<b>NFL TOTALS</b>		<b>17</b>	<b>11</b>	<b>170</b>	<b>830</b>	<b>4.9</b>	<b>31</b>	<b>5</b>	<b>13</b>	<b>130</b>	<b>10.0</b>	<b>32</b>	<b>0</b>



# UPDATED PLAYER BIOS

## ISIAH PACHECO'S NFL POSTSEASON RUSHING/RECEIVING STATISTICS

DATE	TEAM	GP	GS	RUSHING					RECEIVING				
				NO.	YDS.	AVG.	LG	TD	NO.	YDS.	AVG.	LG	TD
2022	Chiefs	3	3	37	197	5.3	39	1	6	65	10.8	18	0
<b>NFL TOTALS</b>		<b>3</b>	<b>3</b>	<b>37</b>	<b>197</b>	<b>5.3</b>	<b>39</b>	<b>1</b>	<b>6</b>	<b>65</b>	<b>10.8</b>	<b>18</b>	<b>0</b>

## ISIAH PACHECO'S NFL REGULAR SEASON RETURN STATISTICS

DATE	TEAM	KICKOFF RETURNS					PUNT RETURNS					
		RET.	YDS.	AVG.	LG	TD	NO.	FC	YDS.	AVG.	LG	TD
2022	Chiefs	29	597	20.6	48	0	0	0	0	0.0	0	0
<b>NFL TOTALS</b>		<b>29</b>	<b>597</b>	<b>20.6</b>	<b>48</b>	<b>0</b>	<b>0</b>	<b>0</b>	<b>0</b>	<b>0.0</b>	<b>0</b>	<b>0</b>

## ISIAH PACHECO'S NFL POSTSEASON RETURN STATISTICS

DATE	TEAM	KICKOFF RETURNS					PUNT RETURNS					
		RET.	YDS.	AVG.	LG	TD	NO.	FC	YDS.	AVG.	LG	TD
2022	Chiefs	2	45	22.5	23	0	0	0	0	0.0	0	0
<b>NFL TOTALS</b>		<b>2</b>	<b>45</b>	<b>22.5</b>	<b>23</b>	<b>0</b>	<b>0</b>	<b>0</b>	<b>0</b>	<b>0.0</b>	<b>0</b>	<b>0</b>

## 2022 GAME-BY-GAME REGULAR-SEASON STATISTICS (CHIEFS)

DATE	OPPONENT	P/S	RUSHING					RECEIVING					W/L	SCORE
			NO.	YDS.	AVG.	LG	TD	NO.	YDS.	AVG.	LG	TD		
09/11	at Cardinals	P	12	62	5.2	22	1	0	0	0.0	0	0	W	44-21
09/15	Chargers	P	2	6	3.0	6	0	0	0	0.0	0	0	W	27-24
09/25	at Colts	P	3	9	3.0	5	0	0	0	0.0	0	0	L	17-20
10/02	at Buccaneers	P	11	63	5.7	9	0	0	0	0.0	0	0	W	41-31
10/10	Raiders	P	1	0	0.0	0	0	0	0	0.0	0	0	W	30-29
10/16	Bills	P	2	9	4.5	5	0	2	9	4.5	12	0	L	20-24
10/23	at 49ers	S	8	43	5.4	17	0	0	0	0.0	0	0	W	44-23
11/06	Titans	S	5	5	1.0	2	0	1	4	4.0	4	0	W	20-17+
11/13	Jaguars	S	16	82	5.1	13	0	0	0	0.0	0	0	W	27-17
11/20	at Chargers	S	15	107	7.1	28	0	0	0	0.0	0	0	W	30-27
11/27	Rams	S	22	69	3.1	9	1	1	17	17.0	17	0	W	26-10
12/04	at Bengals	S	14	66	4.7	16	1	2	16	8.0	16	0	L	24-27
12/11	at Broncos	S	13	70	5.4	10	0	3	23	7.7	17	0	W	34-28
12/18	at Texans	S	15	86	5.7	18	0	1	11	11.0	11	0	W	30-24+
12/24	Seahawks	S	14	58	4.1	8	0	1	32	32.0	32	0	W	24-10
01/01	Broncos	S	9	31	3.4	6	1	2	18	9.0	9	0	W	27-24
01/07	at Raiders	S	8	64	8.0	31	1	0	0	0.0	0	0	W	31-13
<b>2022 TOTALS</b>		<b>17-11</b>	<b>170</b>	<b>830</b>	<b>4.9</b>	<b>31</b>	<b>5</b>	<b>13</b>	<b>130</b>	<b>10.0</b>	<b>32</b>	<b>0</b>	<b>14-3</b>	

+ - Overtime

## 2022 GAME-BY-GAME POSTSEASON STATISTICS (CHIEFS)

DATE	OPPONENT	P/S	RUSHING					RECEIVING					W/L	SCORE
			NO.	YDS.	AVG.	LG	TD	NO.	YDS.	AVG.	LG	TD		
01/21	Jaguars	S	12	95	7.9	39	0	1	6	6.0	6	0	W	27-20
01/29	Bengals	S	10	26	2.6	6	0	5	59	11.8	18	0	W	23-20
02/12	at Eagles	S	15	76	5.1	24	1	0	0	0.0	0	0	W	38-35
<b>2022 TOTALS</b>		<b>3-3</b>	<b>37</b>	<b>197</b>	<b>5.3</b>	<b>39</b>	<b>1</b>	<b>6</b>	<b>65</b>	<b>10.8</b>	<b>18</b>	<b>0</b>	<b>3-0</b>	

# UPDATED PLAYER BIOS



## LA'MICAL PERINE



**RUNNING BACK #29**  
**FLORIDA**

**2<sup>ND</sup>** YEAR IN THE NFL

**1<sup>ST</sup>** YEAR WITH THE CHIEFS

HEIGHT: 5'11"  
WEIGHT: 216 LBS  
DRAFTED: FA-22  
BIRTHDAY: 1/30/98

### LA'MICAL PERINE'S NFL REGULAR SEASON RUSHING/RECEIVING STATISTICS

DATE	TEAM	RUSHING							RECEIVING				
		GP	GS	NO.	YDS.	AVG.	LG	TD	NO.	YDS.	AVG.	LG	TD
2020	Jets	10	0	64	232	3.6	20	2	11	63	5.7	14	0
2021	Jets	4	0	8	31	3.9	14	0	0	0	0.0	0	0
2022	Dolphins	0	0	0	0	0.0	0	0	0	0	0.0	0	0
<b>NFL TOTALS</b>		<b>14</b>	<b>0</b>	<b>72</b>	<b>263</b>	<b>3.7</b>	<b>20</b>	<b>2</b>	<b>11</b>	<b>63</b>	<b>5.7</b>	<b>14</b>	<b>0</b>

### LA'MICAL PERINE'S NFL POSTSEASON RUSHING/RECEIVING STATISTICS

DATE	TEAM	RUSHING							RECEIVING				
		GP	GS	NO.	YDS.	AVG.	LG	TD	NO.	YDS.	AVG.	LG	TD
2022	Dolphins	0	0	0	0	0.0	0	0	0	0	0.0	0	0
				Went from <b>Miami</b> to <b>Kansas City</b> .									
2022	Chiefs	0	0	0	0	0.0	0	0	0	0	0.0	0	0
2022	<b>TOTAL</b>	<b>0</b>	<b>0</b>	<b>0</b>	<b>0</b>	<b>0.0</b>	<b>0</b>	<b>0</b>	<b>0</b>	<b>0</b>	<b>0.0</b>	<b>0</b>	<b>0</b>
<b>NFL TOTALS</b>		<b>0</b>	<b>0</b>	<b>0</b>	<b>0</b>	<b>0.0</b>	<b>0</b>	<b>0</b>	<b>0</b>	<b>0</b>	<b>0.0</b>	<b>0</b>	<b>0</b>

### LA'MICAL PERINE'S NFL REGULAR SEASON RETURN STATISTICS

DATE	TEAM	KICKOFF RETURNS					PUNT RETURNS					
		RET.	YDS.	AVG.	LG	TD	NO.	FC	YDS.	AVG.	LG	TD
2020	Jets	2	22	11.0	18	0	0	0	0	0.0	0	0
2021	Jets	0	0	0.0	0	0	0	0	0	0.0	0	0
2022	Dolphins	0	0	0.0	0	0	0	0	0	0.0	0	0
<b>NFL TOTALS</b>		<b>2</b>	<b>22</b>	<b>11.0</b>	<b>18</b>	<b>0</b>	<b>0</b>	<b>0</b>	<b>0</b>	<b>0.0</b>	<b>0</b>	<b>0</b>

### LA'MICAL PERINE'S NFL POSTSEASON RETURN STATISTICS

DATE	TEAM	KICKOFF RETURNS					PUNT RETURNS					
		RET.	YDS.	AVG.	LG	TD	NO.	FC	YDS.	AVG.	LG	TD
2022	Dolphins	0	0	0.0	0	0	0	0	0	0.0	0	0
				Went from <b>Miami</b> to <b>Kansas City</b> .								
2022	Chiefs	0	0	0.0	0	0	0	0	0	0.0	0	0
2022	<b>TOTAL</b>	<b>0</b>	<b>0</b>	<b>0.0</b>	<b>0</b>	<b>0</b>	<b>0</b>	<b>0</b>	<b>0</b>	<b>0.0</b>	<b>0</b>	<b>0</b>
<b>NFL TOTALS</b>		<b>0</b>	<b>0</b>	<b>0.0</b>	<b>0</b>	<b>0</b>	<b>0</b>	<b>0</b>	<b>0</b>	<b>0.0</b>	<b>0</b>	<b>0</b>

# UPDATED PLAYER BIOS

## 2022 GAME-BY-GAME REGULAR-SEASON STATISTICS (DOLPHINS)

DATE	OPPONENT	P/S	RUSHING					RECEIVING					W/L	SCORE	
			NO.	YDS.	AVG.	LG	TD	NO.	YDS.	AVG.	LG	TD			
09/11	Patriots												W	20-7	
09/18	at Ravens												W	42-38	
09/25	Bills												W	21-19	
09/29	at Bengals												L	15-27	
10/09	at Jets												L	17-40	
10/16	Vikings												L	16-24	
10/23	Steelers												W	16-10	
10/30	at Lions												W	31-27	
11/06	at Bears												W	35-32	
11/13	Browns												W	39-17	
11/27	Texans												W	30-15	
12/04	at 49ers												L	17-33	
12/11	at Chargers												L	17-23	
12/17	at Bills												L	29-32	
12/25	Packers												L	20-26	
01/01	at Patriots												L	21-23	
01/08	Jets												W	11-6	
<b>2022 TOTALS</b>		<b>0-0</b>	<b>0</b>	<b>0</b>	<b>0.0</b>	<b>0</b>	<b>0</b>	<b>0</b>	<b>0</b>	<b>0</b>	<b>0.0</b>	<b>0</b>	<b>0</b>	<b>9-8</b>	

## 2022 GAME-BY-GAME POSTSEASON STATISTICS (DOLPHINS/CHIEFS)

DATE	OPPONENT	P/S	RUSHING					RECEIVING					W/L	SCORE
			NO.	YDS.	AVG.	LG	TD	NO.	YDS.	AVG.	LG	TD		
01/15	at Bills							DID NOT PLAY					L	31-34
01/29	Bengals							Went from <b>Dolphins</b> to <b>Chiefs</b> .					W	23-20
02/12	at Eagles							PRACTICE SQUAD					W	38-35
<b>2022 TOTALS</b>		<b>0-0</b>	<b>0</b>	<b>0</b>	<b>0.0</b>	<b>0</b>	<b>0</b>	<b>0</b>	<b>0</b>	<b>0.0</b>	<b>0</b>	<b>0</b>	<b>2-1</b>	



# CORNELL POWELL

**WIDE RECEIVER #14**

**CLEMSON**



**1<sup>ST</sup>** YEAR IN THE NFL

**1<sup>ST</sup>** YEAR WITH THE CHIEFS

HEIGHT: 6'0"

WEIGHT: 204 LBS

DRAFTED: D5B-21

BIRTHDAY: 10/30/97

## CORNELL POWELL'S NFL REGULAR SEASON RUSHING/RECEIVING STATISTICS

DATE	TEAM	GP	GS	RECEIVING					RUSHING				
				NO.	YDS.	AVG.	LG	TD	NO.	YDS.	AVG.	LG	TD
2021	Chiefs	0	0	0	0	0.0	0	0	0	0	0.0	0	0
2022	Chiefs	3	0	0	0	0.0	0	0	0	0	0.0	0	0
<b>NFL TOTALS</b>		<b>3</b>	<b>0</b>	<b>0</b>	<b>0</b>	<b>0.0</b>	<b>0</b>	<b>0</b>	<b>0</b>	<b>0</b>	<b>0.0</b>	<b>0</b>	<b>0</b>

## CORNELL POWELL'S NFL POSTSEASON RUSHING/RECEIVING STATISTICS

DATE	TEAM	GP	GS	RECEIVING					RUSHING				
				NO.	YDS.	AVG.	LG	TD	NO.	YDS.	AVG.	LG	TD
2021	Chiefs	0	0	0	0	0.0	0	0	0	0	0.0	0	0
2022	Chiefs	0	0	0	0	0.0	0	0	0	0	0.0	0	0
<b>NFL TOTALS</b>		<b>0</b>	<b>0</b>	<b>0</b>	<b>0</b>	<b>0.0</b>	<b>0</b>	<b>0</b>	<b>0</b>	<b>0</b>	<b>0.0</b>	<b>0</b>	<b>0</b>

# UPDATED PLAYER BIOS

## CORNELL POWELL'S NFL REGULAR SEASON RETURN STATISTICS

DATE	TEAM	KICKOFF RETURNS					PUNT RETURNS					
		RET.	YDS.	AVG.	LG	TD	NO.	FC	YDS.	AVG.	LG	TD
2021	Chiefs	0	0	0.0	0	0	0	0	0	0.0	0	0
2022	Chiefs	0	0	0.0	0	0	0	0	0	0.0	0	0
<b>NFL TOTALS</b>		<b>0</b>	<b>0</b>	<b>0.0</b>	<b>0</b>	<b>0</b>	<b>0</b>	<b>0</b>	<b>0</b>	<b>0.0</b>	<b>0</b>	<b>0</b>

## CORNELL POWELL'S NFL POSTSEASON RETURN STATISTICS

DATE	TEAM	KICKOFF RETURNS					PUNT RETURNS					
		RET.	YDS.	AVG.	LG	TD	NO.	FC	YDS.	AVG.	LG	TD
2021	Chiefs	0	0	0.0	0	0	0	0	0	0.0	0	0
2022	Chiefs	0	0	0.0	0	0	0	0	0	0.0	0	0
<b>NFL TOTALS</b>		<b>0</b>	<b>0</b>	<b>0.0</b>	<b>0</b>	<b>0</b>	<b>0</b>	<b>0</b>	<b>0</b>	<b>0.0</b>	<b>0</b>	<b>0</b>

## 2022 GAME-BY-GAME REGULAR-SEASON STATISTICS (CHIEFS)

DATE	OPPONENT	P/S	RECEIVING					RUSHING					W/L	SCORE
			NO.	YDS.	AVG.	LG	TD	NO.	YDS.	AVG.	LG	TD		
09/11	at Cardinals												W	44-21
09/15	Chargers												W	27-24
09/25	at Colts												L	17-20
10/02	at Buccaneers												W	41-31
10/10	Raiders												W	30-29
10/16	Bills												L	20-24
10/23	at 49ers												W	44-23
11/06	Titans												W	20-17+
11/13	Jaguars												W	27-17
11/20	at Chargers	P	0	0	0.0	0	0	0	0	0.0	0	0	W	30-27
11/27	Rams	P	0	0	0.0	0	0	0	0	0.0	0	0	W	26-10
12/04	at Bengals	P	0	0	0.0	0	0	0	0	0.0	0	0	L	24-27
12/11	at Broncos												W	34-28
12/18	at Texans												W	30-24+
12/24	Seahawks												W	24-10
01/01	Broncos												W	27-24
01/07	at Raiders												W	31-13
<b>2022 TOTALS</b>		<b>3-0</b>	<b>0</b>	<b>0</b>	<b>0.0</b>	<b>0</b>	<b>0</b>	<b>0</b>	<b>0</b>	<b>0.0</b>	<b>0</b>	<b>0</b>	<b>14-3</b>	

+ - Overtime

## 2022 GAME-BY-GAME POSTSEASON STATISTICS (CHIEFS)

DATE	OPPONENT	P/S	RECEIVING					RUSHING					W/L	SCORE
			NO.	YDS.	AVG.	LG	TD	NO.	YDS.	AVG.	LG	TD		
01/21	Jaguars												W	27-20
01/29	Bengals												W	23-20
02/12	at Eagles												W	38-35
<b>2022 TOTALS</b>		<b>0-0</b>	<b>0</b>	<b>0</b>	<b>0.0</b>	<b>0</b>	<b>0</b>	<b>0</b>	<b>0</b>	<b>0.0</b>	<b>0</b>	<b>0</b>	<b>3-0</b>	



# DENERIC PRINCE

**RUNNING BACK #34**  
TULSA

**ROOKIE**

HEIGHT: 6'0"  
WEIGHT: 216 LBS  
DRAFTED: CFA-23  
BIRTHDAY: 4/11/00



# UPDATED PLAYER BIOS



## JUSTIN REID



**SAFETY #20**  
**STANFORD**

**6<sup>TH</sup>** YEAR IN THE NFL

**2<sup>ND</sup>** YEAR WITH THE CHIEFS

HEIGHT: 6'1"  
WEIGHT: 207 LBS  
DRAFTED: FA-22  
BIRTHDAY: 2/15/97

### JUSTIN REID'S NFL REGULAR SEASON DEFENSIVE STATISTICS

DATE	TEAM	GP	GS	TACKLES										INTERCEPTIONS					O. FUMB					ST					MISC			
				TK	S	A	TFL	YDS	SK	YDS	QBH	NO	YDS	LG	TD	PD	FF	FR	TD	YDS	TK	S	A	FF	FR	S	A					
2018	Texans	16	12	81	64	17	2	6	0.0	0.0	1	3	128	101t	1	10	1	2	0	1	7	6	1	0	0	0	0					
2019	Texans	15	15	78	57	21	1	0	0.0	0.0	1	2	55	37	0	5	0	1	0	0	0	0	0	0	0	0						
2020	Texans	13	13	81	60	21	6	27	2.0	16.0	4	0	0	0	0	4	0	0	0	0	2	2	0	0	0	0						
2021	Texans	13	13	64	39	25	2	2	0.0	0.0	0	2	45	24	0	4	1	0	0	0	2	2	0	0	0	0						
2022	Chiefs	17	17	81	59	22	2	11	1.0	8.0	4	0	0	0	0	7	0	0	0	0	2	0	2	0	0	0						
<b>NFL TOTALS</b>		<b>74</b>	<b>70</b>	<b>385</b>	<b>279</b>	<b>106</b>	<b>13</b>	<b>46</b>	<b>3.0</b>	<b>24.0</b>	<b>10</b>	<b>7</b>	<b>228</b>	<b>101T</b>	<b>1</b>	<b>30</b>	<b>2</b>	<b>3</b>	<b>0</b>	<b>1</b>	<b>13</b>	<b>10</b>	<b>3</b>	<b>0</b>	<b>0</b>	<b>0</b>						

### JUSTIN REID'S NFL POSTSEASON DEFENSIVE STATISTICS

DATE	TEAM	GP	GS	TACKLES										INTERCEPTIONS					O. FUMB					ST					MISC			
				TK	S	A	TFL	YDS	SK	YDS	QBH	NO	YDS	LG	TD	PD	FF	FR	TD	YDS	TK	S	A	FF	FR	S	A					
2018	Texans	1	1	3	2	1	0	0	0.0	0.0	0	0	0	0	0	2	0	0	0	0	0	0	0	0	0	0						
2019	Texans	2	2	10	7	3	1	0	0.0	0.0	0	0	0	0	0	1	0	0	0	0	0	0	0	0	0							
2022	Chiefs	3	3	20	17	3	0	0	0.0	0.0	1	0	0	0	0	1	0	0	0	0	0	0	0	0	0							
<b>NFL TOTALS</b>		<b>6</b>	<b>6</b>	<b>33</b>	<b>26</b>	<b>7</b>	<b>1</b>	<b>0</b>	<b>0.0</b>	<b>0.0</b>	<b>1</b>	<b>0</b>	<b>0</b>	<b>0</b>	<b>0</b>	<b>4</b>	<b>0</b>	<b>0</b>	<b>0</b>	<b>0</b>	<b>0</b>	<b>0</b>	<b>0</b>	<b>0</b>	<b>0</b>							

### 2022 GAME-BY-GAME REGULAR-SEASON STATISTICS (CHIEFS)

DATE	OPPONENT	P/S	TACKLES										INTERCEPTIONS					O. FUMB					ST					MISC				W/L	SCORE
			TK	S	A	SK	YDS	TFL	YDS	QBH	NO	YDS	LG	TD	PD	FF	FR	TD	YDS	TK	S	A	FF	FR	S	A							
09/11	at Cardinals	S	2	2	0	0.0	0.0	0	0	0	0	0	0	0	0	0	0	0	0	2	0	2	0	0	0	0	W	44-21					
09/15	Chargers	S	4	3	1	0.0	0.0	0	0	0	0	0	0	0	1	0	0	0	0	0	0	0	0	0	0	0	W	27-24					
09/25	at Colts	S	6	2	4	0.0	0.0	0	0	2	0	0	0	0	0	0	0	0	0	0	0	0	0	0	0	L	17-20						
10/02	at Buccaneers	S	5	3	2	0.0	0.0	0	0	0	0	0	0	0	0	0	0	0	0	0	0	0	0	0	0	W	41-31						
10/10	Raiders	S	4	4	0	0.0	0.0	0	0	0	0	0	0	0	0	0	0	0	0	0	0	0	0	0	0	W	30-29						
10/16	Bills	S	5	3	2	0.0	0.0	0	0	0	0	0	0	0	1	0	0	0	0	0	0	0	0	0	0	L	20-24						
10/23	at 49ers	S	7	5	2	0.0	0.0	0	0	0	0	0	0	0	0	0	0	0	0	0	0	0	0	0	0	W	44-23						
11/06	Titans	S	3	3	0	0.0	0.0	0	0	0	0	0	0	0	0	0	0	0	0	0	0	0	0	0	0	W	20-17+						
11/13	Jaguars	S	7	4	3	0.0	0.0	0	0	0	0	0	0	0	0	0	0	0	0	0	0	0	0	0	0	W	27-17						
11/20	at Chargers	S	4	4	0	0.0	0.0	0	0	0	0	0	0	0	0	0	0	0	0	0	0	0	0	0	0	W	30-27						
11/27	Rams	S	3	3	0	0.0	0.0	0	0	0	0	0	0	0	0	0	0	0	0	0	0	0	0	0	0	W	26-10						
12/04	at Bengals	S	4	3	1	0.0	0.0	0	0	0	0	0	0	0	0	0	0	0	0	0	0	0	0	0	0	L	24-27						
12/11	at Broncos	S	4	3	1	0.0	0.0	0	0	0	0	0	0	0	0	0	0	0	0	0	0	0	0	0	0	W	34-28						
12/18	at Texans	S	6	6	0	0.0	0.0	1	3	0	0	0	0	0	1	0	0	0	0	0	0	0	0	0	0	W	30-24+						
12/24	Seahawks	S	8	5	3	0.0	0.0	0	0	0	0	0	0	0	0	0	0	0	0	0	0	0	0	0	0	W	24-10						
01/01	Broncos	S	3	1	2	0.0	0.0	0	0	1	0	0	0	0	2	0	0	0	0	0	0	0	0	0	0	W	27-24						
01/07	at Raiders	S	6	5	1	1.0	8.0	1	8	1	0	0	0	0	2	0	0	0	0	0	0	0	0	0	0	W	31-13						
<b>2022 TOTALS</b>		<b>17-17</b>	<b>81</b>	<b>59</b>	<b>22</b>	<b>1.0</b>	<b>8.0</b>	<b>2</b>	<b>11</b>	<b>4</b>	<b>0</b>	<b>0</b>	<b>0</b>	<b>0</b>	<b>7</b>	<b>0</b>	<b>0</b>	<b>0</b>	<b>0</b>	<b>2</b>	<b>0</b>	<b>2</b>	<b>0</b>	<b>0</b>	<b>0</b>	<b>14-3</b>							

+ - Overtime



# UPDATED PLAYER BIOS

## 2022 GAME-BY-GAME POSTSEASON STATISTICS (CHIEFS)

DATE	OPPONENT	P/S	TACKLES							INTERCEPTIONS					O. FUMB				ST				MISC			SCORE		
			TK	S	A	SK	YDS	TFL	YDS	QBH	NO	YDS	LG	TD	PD	FF	FR	TD	YDS	TK	S	A	FF	FR	S		A	W/L
01/21	Jaguars	S	6	5	1	0.0	0.0	0	0	1	0	0	0	0	0	0	0	0	0	0	0	0	0	0	0	0	W	27-20
01/29	Bengals	S	7	7	0	0.0	0.0	0	0	0	0	0	0	1	0	0	0	0	0	0	0	0	0	0	0	W	23-20	
02/12	at Eagles	S	7	5	2	0.0	0.0	0	0	0	0	0	0	0	0	0	0	0	0	0	0	0	0	0	W	38-35		
<b>2022 TOTALS</b>		<b>3-3</b>	<b>20</b>	<b>17</b>	<b>3</b>	<b>0.0</b>	<b>0.0</b>	<b>0</b>	<b>0</b>	<b>1</b>	<b>0</b>	<b>0</b>	<b>0</b>	<b>1</b>	<b>0</b>	<b>0</b>	<b>0</b>	<b>0</b>	<b>0</b>	<b>0</b>	<b>0</b>	<b>0</b>	<b>0</b>	<b>0</b>	<b>0</b>	<b>3-0</b>		



# AUSTIN REITER

**CENTER #61**  
**SOUTH FLORIDA**



**7<sup>TH</sup>** YEAR IN THE NFL

**4<sup>TH</sup>** YEAR WITH THE CHIEFS

HEIGHT: 6'3"  
WEIGHT: 301 LBS  
DRAFTED: FA-22  
BIRTHDAY: 11/27/91

## AUSTIN REITER'S NFL REGULAR SEASON STATISTICS

DATE	TEAM	GP	GS
2015	Redskins	0	0
2016	Redskins	0	0
Went from <b>Washington</b> to <b>Cleveland</b> .			
2016	Browns	1	1
2016	<b>TOTAL</b>	<b>1</b>	<b>1</b>
2017	Browns	16	0
2018	Chiefs	11	4
2019	Chiefs	16	16
2020	Chiefs	15	12
2021	Saints	0	0
Went from <b>New Orleans</b> to <b>Miami</b> .			
2021	Dolphins	6	5
Went from <b>Miami</b> to <b>L.A. Rams</b> .			
2021	Rams	0	0
2021	<b>TOTAL</b>	<b>6</b>	<b>5</b>
2022	Chiefs	0	0
<b>NFL TOTALS</b>		<b>65</b>	<b>38</b>

## AUSTIN REITER'S NFL POSTSEASON STATISTICS

DATE	TEAM	GP	GS
2018	Chiefs	2	0
2019	Chiefs	3	3
2020	Chiefs	3	3
2022	Chiefs	0	0
<b>NFL TOTALS</b>		<b>8</b>	<b>6</b>



# UPDATED PLAYER BIOS

## 2022 GAME-BY-GAME REGULAR-SEASON STATISTICS (CHIEFS)

DATE	OPPONENT	P/S		W/L	SCORE
09/11	at Cardinals		PRACTICE SQUAD	W	44-21
09/15	Chargers		PRACTICE SQUAD	W	27-24
09/25	at Colts		PRACTICE SQUAD	L	17-20
10/02	at Buccaneers		PRACTICE SQUAD	W	41-31
10/10	Raiders		PRACTICE SQUAD	W	30-29
10/16	Bills		PRACTICE SQUAD	L	20-24
10/23	at 49ers		PRACTICE SQUAD	W	44-23
11/06	Titans		PRACTICE SQUAD	W	20-17+
11/13	Jaguars		PRACTICE SQUAD	W	27-17
11/20	at Chargers		PRACTICE SQUAD	W	30-27
11/27	Rams		PRACTICE SQUAD	W	26-10
12/11	at Broncos		PRACTICE SQUAD	W	34-28
12/18	at Texans		PRACTICE SQUAD	W	30-24+
12/24	Seahawks		PRACTICE SQUAD	W	24-10
01/01	Broncos		PRACTICE SQUAD	W	27-24
01/07	at Raiders		PRACTICE SQUAD	W	31-13
<b>2022 TOTALS</b>		<b>0-0</b>		<b>14-2</b>	

+ - Overtime

## 2022 GAME-BY-GAME POSTSEASON STATISTICS (CHIEFS)

DATE	OPPONENT	P/S		W/L	SCORE
01/21	Jaguars		INACTIVE	W	27-20
01/29	Bengals		PRACTICE SQUAD	W	23-20
02/12	at Eagles		INACTIVE	W	38-35
<b>2022 TOTALS</b>		<b>0-0</b>		<b>3-0</b>	



**NIKKO  
REMIGIO**

**WIDE RECEIVER #27**  
**FRESNO STATE**

**ROOKIE**

HEIGHT: 5'9"  
WEIGHT: 187 LBS  
DRAFTED: CFA-23  
BIRTHDAY: 11/4/99





# UPDATED PLAYER BIOS




## RASHEE RICE

**WIDE RECEIVER #4**  
SMU

**ROOKIE**

HEIGHT: 6'1"  
WEIGHT: 204 LBS  
DRAFTED: D2-23  
BIRTHDAY: 4/22/00



## JUSTYN ROSS

**WIDE RECEIVER #8**  
CLEMSON

**2ND** YEAR IN THE NFL

**2ND** YEAR WITH THE CHIEFS

HEIGHT: 6'4"  
WEIGHT: 210 LBS  
DRAFTED: CFA-22  
BIRTHDAY: 12/15/99



### JUSTYN ROSS' NFL REGULAR SEASON RUSHING/RECEIVING STATISTICS

DATE	TEAM	GP	GS	RECEIVING					RUSHING				
				NO.	YDS.	AVG.	LG	TD	NO.	YDS.	AVG.	LG	TD
2022	Chiefs	0	0	0	0	0.0	0	0	0	0	0.0	0	0
<b>NFL TOTALS</b>		<b>0</b>	<b>0</b>	<b>0</b>	<b>0</b>	<b>0.0</b>	<b>0</b>	<b>0</b>	<b>0</b>	<b>0</b>	<b>0.0</b>	<b>0</b>	<b>0</b>

### JUSTYN ROSS' NFL POSTSEASON RUSHING/RECEIVING STATISTICS

DATE	TEAM	GP	GS	RECEIVING					RUSHING				
				NO.	YDS.	AVG.	LG	TD	NO.	YDS.	AVG.	LG	TD
2022	Chiefs	0	0	0	0	0.0	0	0	0	0	0.0	0	0
<b>NFL TOTALS</b>		<b>0</b>	<b>0</b>	<b>0</b>	<b>0</b>	<b>0.0</b>	<b>0</b>	<b>0</b>	<b>0</b>	<b>0</b>	<b>0.0</b>	<b>0</b>	<b>0</b>

### JUSTYN ROSS' NFL REGULAR SEASON RETURN STATISTICS

DATE	TEAM	KICKOFF RETURNS					PUNT RETURNS					
		RET.	YDS.	AVG.	LG	TD	NO.	FC	YDS.	AVG.	LG	TD
2022	Chiefs	0	0	0.0	0	0	0	0	0	0.0	0	0
<b>NFL TOTALS</b>		<b>0</b>	<b>0</b>	<b>0.0</b>	<b>0</b>	<b>0</b>	<b>0</b>	<b>0</b>	<b>0</b>	<b>0.0</b>	<b>0</b>	<b>0</b>



# UPDATED PLAYER BIOS

## JUSTYN ROSS' NFL POSTSEASON RETURN STATISTICS

DATE	TEAM	KICKOFF RETURNS					PUNT RETURNS					
		RET.	YDS.	AVG.	LG	TD	NO.	FC	YDS.	AVG.	LG	TD
2022	Chiefs	0	0	0.0	0	0	0	0	0	0.0	0	0
<b>NFL TOTALS</b>		<b>0</b>	<b>0</b>	<b>0.0</b>	<b>0</b>	<b>0</b>	<b>0</b>	<b>0</b>	<b>0</b>	<b>0.0</b>	<b>0</b>	<b>0</b>

## 2022 GAME-BY-GAME REGULAR-SEASON STATISTICS (CHIEFS)

DATE	OPPONENT	P/S	RECEIVING					RUSHING					W/L	SCORE
			NO.	YDS.	AVG.	LG	TD	NO.	YDS.	AVG.	LG	TD		
09/11	at Cardinals												W	44-21
09/15	Chargers												W	27-24
09/25	at Colts												L	17-20
10/02	at Buccaneers												W	41-31
10/10	Raiders												W	30-29
10/16	Bills												L	20-24
10/23	at 49ers												W	44-23
11/06	Titans												W	20-17+
11/13	Jaguars												W	27-17
11/20	at Chargers												W	30-27
11/27	Rams												W	26-10
12/04	at Bengals												L	24-27
12/11	at Broncos												W	34-28
12/18	at Texans												W	30-24+
12/24	Seahawks												W	24-10
01/01	Broncos												W	27-24
01/07	at Raiders												W	31-13
<b>2022 TOTALS</b>		<b>0-0</b>	<b>0</b>	<b>0</b>	<b>0.0</b>	<b>0</b>	<b>0</b>	<b>0</b>	<b>0</b>	<b>0.0</b>	<b>0</b>	<b>0</b>	<b>14-3</b>	

+ - Overtime

## 2022 GAME-BY-GAME POSTSEASON STATISTICS (CHIEFS)

DATE	OPPONENT	P/S	RECEIVING					RUSHING					W/L	SCORE
			NO.	YDS.	AVG.	LG	TD	NO.	YDS.	AVG.	LG	TD		
01/21	Jaguars												W	27-20
01/29	Bengals												W	23-20
02/12	at Eagles												W	38-35
<b>2022 TOTALS</b>		<b>0-0</b>	<b>0</b>	<b>0</b>	<b>0.0</b>	<b>0</b>	<b>0</b>	<b>0</b>	<b>0</b>	<b>0.0</b>	<b>0</b>	<b>0</b>	<b>3-0</b>	



# TY SCOTT

**WIDE RECEIVER #85**  
**MISSOURI STATE**

**ROOKIE**

HEIGHT: 6'1"  
WEIGHT: 199 LBS  
DRAFTED: FA-23  
BIRTHDAY: 3/27/99



# UPDATED PLAYER BIOS



## DANNY SHELTON



**NOSE TACKLE #71**  
**WASHINGTON**

**8<sup>TH</sup>** YEAR IN THE NFL

**1<sup>ST</sup>** YEAR WITH THE CHIEFS

HEIGHT: 6'2"  
WEIGHT: 345 LBS  
DRAFTED: FA-22  
BIRTHDAY: 8/20/93

### DANNY SHELTON'S NFL REGULAR SEASON DEFENSIVE STATISTICS

DATE	TEAM	GP	GS	TACKLES							INTERCEPTIONS					O. FUMB				ST				MISC										
				TK	S	A	TFL	YDS	SK	YDS	QBH	NO	YDS	LG	TD	PD	FF	FR	TD	YDS	TK	S	A	FF	FR	S	A							
2015	Browns	16	15	36	19	17	4	13	0.0	0.0	0	0	0	0	0	0	0	0	0	0	0	0	0	0	0	0	0	0	0	0	0	0	0	0
2016	Browns	16	16	59	32	27	2	11	1.5	13.0	6	0	0	0	0	0	0	0	0	0	0	0	0	0	0	0	0	0	0	0	0	0	0	
2017	Browns	14	14	33	20	13	5	6	0.0	0.0	1	0	0	0	0	1	0	0	0	0	0	0	0	0	0	0	0	0	0	0	0	0	0	
2018	Patriots	13	1	21	10	11	1	1	0.0	0.0	1	0	0	0	0	0	0	0	0	0	0	0	0	0	0	0	0	0	0	0	0	0	0	
2019	Patriots	16	14	61	30	31	2	14	3.0	24.0	6	0	0	0	0	0	1	0	0	0	0	0	0	0	0	0	0	0	0	0	0	0	0	
2020	Lions	12	12	37	15	22	2	1	1.0	7.0	4	0	0	0	0	1	0	0	0	0	0	0	0	0	0	0	0	0	0	0	0	0	0	
2021	Giants	13	0	31	12	19	1	1	0.5	0.5	1	0	0	0	0	0	0	0	0	0	0	0	0	0	0	0	0	0	0	0	0	0	0	
2022	Chiefs	1	0	0	0	0	0	0	0.0	0.0	0	0	0	0	0	0	0	0	0	0	0	0	0	0	0	0	0	0	0	0	0	0	0	
<b>NFL TOTALS</b>		<b>101</b>	<b>72</b>	<b>278</b>	<b>138</b>	<b>140</b>	<b>17</b>	<b>47</b>	<b>6.0</b>	<b>44.5</b>	<b>19</b>	<b>0</b>	<b>0</b>	<b>0</b>	<b>0</b>	<b>2</b>	<b>1</b>	<b>0</b>	<b>0</b>	<b>0</b>	<b>0</b>	<b>0</b>	<b>0</b>	<b>0</b>	<b>0</b>	<b>0</b>	<b>0</b>	<b>0</b>	<b>0</b>	<b>0</b>	<b>0</b>	<b>0</b>	<b>0</b>	

### DANNY SHELTON'S NFL POSTSEASON DEFENSIVE STATISTICS

DATE	TEAM	GP	GS	TACKLES							INTERCEPTIONS					O. FUMB				ST				MISC										
				TK	S	A	TFL	YDS	SK	YDS	QBH	NO	YDS	LG	TD	PD	FF	FR	TD	YDS	TK	S	A	FF	FR	S	A							
2018	Patriots	2	1	2	2	0	1	3	0.0	0.0	0	0	0	0	0	0	0	0	0	0	0	0	0	0	0	0	0	0	0	0	0	0	0	
2019	Patriots	1	1	7	5	2	0	0	0.0	0.0	0	0	0	0	0	0	0	0	0	0	0	0	0	0	0	0	0	0	0	0	0	0	0	0
2022	Chiefs	0	0	0	0	0	0	0	0.0	0.0	0	0	0	0	0	0	0	0	0	0	0	0	0	0	0	0	0	0	0	0	0	0	0	0
<b>NFL TOTALS</b>		<b>3</b>	<b>2</b>	<b>9</b>	<b>7</b>	<b>2</b>	<b>1</b>	<b>3</b>	<b>0.0</b>	<b>0.0</b>	<b>0</b>	<b>0</b>	<b>0</b>	<b>0</b>	<b>0</b>	<b>0</b>	<b>0</b>	<b>0</b>	<b>0</b>	<b>0</b>	<b>0</b>	<b>0</b>	<b>0</b>	<b>0</b>	<b>0</b>	<b>0</b>	<b>0</b>	<b>0</b>	<b>0</b>	<b>0</b>	<b>0</b>	<b>0</b>	<b>0</b>	

### 2022 GAME-BY-GAME REGULAR-SEASON STATISTICS (CHIEFS)

DATE	OPPONENT	P/S	TACKLES							INTERCEPTIONS					O. FUMB				ST				MISC		W/L	SCORE									
			TK	S	A	SK	YDS	TFL	YDS	QBH	NO	YDS	LG	TD	PD	FF	FR	TD	YDS	TK	S	A	FF	FR			S	A							
09/11	at Cardinals																																	W	44-21
09/15	Chargers																																	W	27-24
09/25	at Colts																																	L	17-20
10/02	at Buccaneers																																	W	41-31
10/10	Raiders																																	W	30-29
10/16	Bills																																	L	20-24
10/23	at 49ers																																	W	44-23
11/06	Titans																																	W	20-17+
11/13	Jaguars																																	W	27-17
11/20	at Chargers																																	W	30-27
11/27	Rams																																	W	26-10
12/04	at Bengals																																	L	24-27
12/11	at Broncos																																	W	34-28
12/18	at Texans																																	W	30-24+
12/24	Seahawks	P	0	0	0	0.0	0.0	0	0	0	0	0	0	0	0	0	0	0	0	0	0	0	0	0	0	0	0	0	0	0	0	0	W	24-10	
01/01	Broncos																																	W	27-24
01/07	at Raiders																																	W	31-13
<b>2022 TOTALS</b>		<b>1-0</b>	<b>0</b>	<b>0</b>	<b>0</b>	<b>0.0</b>	<b>0.0</b>	<b>0</b>	<b>0</b>	<b>0</b>	<b>0</b>	<b>0</b>	<b>0</b>	<b>0</b>	<b>0</b>	<b>0</b>	<b>0</b>	<b>0</b>	<b>0</b>	<b>0</b>	<b>0</b>	<b>0</b>	<b>0</b>	<b>0</b>	<b>0</b>	<b>0</b>	<b>0</b>	<b>0</b>	<b>0</b>	<b>0</b>	<b>0</b>	<b>0</b>	<b>14-3</b>		

+ - Overtime




# UPDATED PLAYER BIOS

## 2022 GAME-BY-GAME POSTSEASON STATISTICS (CHIEFS)

DATE	OPPONENT	P/S	TACKLES					INTERCEPTIONS					O. FUMB			ST			MISC		W/L	SCORE						
			TK	S	A	SK	YDS	TFL	YDS	QBH	NO	YDS	LG	TD	PD	FF	FR	TD	YDS	TK			S	A	FF	FR	S	A
01/21	Jaguars																									W	27-20	
01/29	Bengals																									W	23-20	
02/12	at Eagles																									W	38-35	
<b>2022 TOTALS</b>			<b>0</b>	<b>0</b>	<b>0</b>	<b>0.0</b>	<b>0.0</b>	<b>0</b>	<b>0</b>	<b>0</b>	<b>0</b>	<b>0</b>	<b>0</b>	<b>0</b>	<b>0</b>	<b>0</b>	<b>0</b>	<b>0</b>	<b>0</b>	<b>0</b>	<b>0</b>	<b>0</b>	<b>0</b>	<b>0</b>	<b>0</b>	<b>3-0</b>		



# DONOVAN SMITH



**TACKLE #79**  
**PENN STATE**

**9<sup>TH</sup>** YEAR IN THE NFL

**1<sup>ST</sup>** YEAR WITH THE CHIEFS

HEIGHT: 6'6"  
WEIGHT: 338 LBS  
DRAFTED: FA-23  
BIRTHDAY: 6/23/93

## DONOVAN SMITH'S NFL REGULAR SEASON STATISTICS

DATE	TEAM	GP	GS
2015	Buccaneers	16	16
2016	Buccaneers	16	16
2017	Buccaneers	16	16
2018	Buccaneers	16	16
2019	Buccaneers	15	15
2020	Buccaneers	15	15
2021	Buccaneers	17	17
2022	Buccaneers	13	13
<b>NFL TOTALS</b>		<b>124</b>	<b>124</b>

## DONOVAN SMITH'S NFL POSTSEASON STATISTICS

DATE	TEAM	GP	GS
2020	Buccaneers	4	4
2021	Buccaneers	2	2
2022	Buccaneers	1	1
<b>NFL TOTALS</b>		<b>7</b>	<b>7</b>



# UPDATED PLAYER BIOS

## 2022 GAME-BY-GAME REGULAR-SEASON STATISTICS (BUCCANEERS)

DATE	OPPONENT	P/S		W/L	SCORE
09/11	at Cowboys	S		W	19-3
09/18	at Saints		INACTIVE	W	20-10
09/25	Packers		INACTIVE	L	12-14
10/02	Chiefs	S		L	31-41
10/09	Falcons	S		W	21-15
10/16	at Steelers	S		L	18-20
10/23	at Panthers	S		L	3-21
10/27	Ravens	S		L	22-27
11/06	Rams	S		W	16-13
11/13	Seahawks	S		W	21-16
11/27	at Browns	S		L	17-23+
12/05	Saints	S		W	17-16
12/11	at 49ers	S		L	7-35
12/18	Bengals	S		L	23-34
12/25	at Cardinals		INACTIVE	W	19-16+
01/01	Panthers	S		W	30-24
01/08	at Falcons		INACTIVE	L	17-30
<b>2022 TOTALS</b>		<b>13-13</b>		<b>8-9</b>	

+ - Overtime

## 2022 GAME-BY-GAME POSTSEASON STATISTICS (BUCCANEERS)

DATE	OPPONENT	P/S		W/L	SCORE
01/16	Cowboys	S		L	14-31
<b>2022 TOTALS</b>		<b>1-1</b>		<b>0-1</b>	



# TREY SMITH

**GUARD #65**  
TENNESSEE



**3<sup>RD</sup>** YEAR IN THE NFL

**3<sup>RD</sup>** YEAR WITH THE CHIEFS

HEIGHT: 6'6"  
WEIGHT: 321 LBS  
DRAFTED: D6-21  
BIRTHDAY: 6/16/99

## TREY SMITH'S NFL REGULAR SEASON STATISTICS

DATE	TEAM	GP	GS
2021	Chiefs	17	17
2022	Chiefs	16	16
<b>NFL TOTALS</b>		<b>33</b>	<b>33</b>

## TREY SMITH'S NFL POSTSEASON STATISTICS

DATE	TEAM	GP	GS
2021	Chiefs	3	3
2022	Chiefs	3	3
<b>NFL TOTALS</b>		<b>6</b>	<b>6</b>

# UPDATED PLAYER BIOS

## 2022 GAME-BY-GAME REGULAR-SEASON STATISTICS (CHIEFS)

DATE	OPPONENT	P/S	W/L	SCORE
09/11	at Cardinals	S	W	44-21
09/15	Chargers	S	W	27-24
09/25	at Colts	S	L	17-20
10/02	at Buccaneers	S	W	41-31
10/10	Raiders		W	30-29
10/16	Bills	S	L	20-24
10/23	at 49ers	S	W	44-23
11/06	Titans	S	W	20-17+
11/13	Jaguars	S	W	27-17
11/20	at Chargers	S	W	30-27
11/27	Rams	S	W	26-10
12/04	at Bengals	S	L	24-27
12/11	at Broncos	S	W	34-28
12/18	at Texans	S	W	30-24+
12/24	Seahawks	S	W	24-10
01/01	Broncos	S	W	27-24
01/07	at Raiders	S	W	31-13
<b>2022 TOTALS</b>		<b>16-16</b>	<b>14-3</b>	

+ - Overtime

## 2022 GAME-BY-GAME POSTSEASON STATISTICS (CHIEFS)

DATE	OPPONENT	P/S	W/L	SCORE
01/21	Jaguars	S	W	27-20
01/29	Bengals	S	W	23-20
02/12	at Eagles	S	W	38-35
<b>2022 TOTALS</b>		<b>3-3</b>	<b>3-0</b>	



# IHMIR SMITH-MARSETTE

**WIDE RECEIVER #82**

IOWA




**3<sup>RD</sup>** YEAR IN THE NFL

**1<sup>ST</sup>** YEAR WITH THE CHIEFS

HEIGHT: 6'1"

WEIGHT: 185 LBS

DRAFTED: FA-22

BIRTHDAY: 8/29/99

## IHMIR SMITH-MARSETTE'S NFL REGULAR SEASON RUSHING/RECEIVING STATISTICS

DATE	TEAM	GP	GS	RECEIVING					RUSHING				
				NO.	YDS.	AVG.	LG	TD	NO.	YDS.	AVG.	LG	TD
2021	Vikings	8	1	5	116	23.2	44t	2	0	0	0.0	0	0
2022	Bears	6	0	1	15	15.0	15	0	1	-1	-1.0	-1	0
				Went from Chicago to Kansas City.									
2022	Chiefs	2	0	0	0	0.0	0	0	0	0	0.0	0	0
<b>2022 TOTAL</b>		<b>8</b>	<b>0</b>	<b>1</b>	<b>15</b>	<b>15.0</b>	<b>15</b>	<b>0</b>	<b>1</b>	<b>-1</b>	<b>-1.0</b>	<b>0</b>	<b>0</b>
<b>NFL TOTALS</b>		<b>16</b>	<b>1</b>	<b>6</b>	<b>131</b>	<b>21.8</b>	<b>44T</b>	<b>2</b>	<b>1</b>	<b>-1</b>	<b>-1.0</b>	<b>0</b>	<b>0</b>

## IHMIR SMITH-MARSETTE'S NFL POSTSEASON RUSHING/RECEIVING STATISTICS

DATE	TEAM	GP	GS	RECEIVING					RUSHING				
				NO.	YDS.	AVG.	LG	TD	NO.	YDS.	AVG.	LG	TD
2022	Chiefs	0	0	0	0	0.0	0	0	0	0	0.0	0	0
<b>NFL TOTALS</b>		<b>0</b>	<b>0</b>	<b>0</b>	<b>0</b>	<b>0.0</b>	<b>0</b>	<b>0</b>	<b>0</b>	<b>0</b>	<b>0.0</b>	<b>0</b>	<b>0</b>

# UPDATED PLAYER BIOS

## IHMIR SMITH-MARSETTE'S NFL REGULAR SEASON RETURN STATISTICS

DATE	TEAM	KICKOFF RETURNS					PUNT RETURNS					
		RET.	YDS.	AVG.	LG	TD	NO.	FC	YDS.	AVG.	LG	TD
2021	Vikings	4	83	20.8	24	0	0	0	0	0.0	0	0
2022	Bears	1	17	17.0	17	0	0	0	0	0.0	0	0
Went from <b>Chicago</b> to <b>Kansas City</b> .												
2022	Chiefs	0	0	0.0	0	0	0	0	0	0.0	0	0
2022	<b>TOTAL</b>	<b>1</b>	<b>17</b>	<b>17.0</b>	<b>17</b>	<b>0</b>	<b>0</b>	<b>0</b>	<b>0</b>	<b>0.0</b>	<b>0</b>	<b>0</b>
<b>NFL TOTALS</b>		<b>5</b>	<b>100</b>	<b>20.0</b>	<b>24</b>	<b>0</b>	<b>0</b>	<b>0</b>	<b>0</b>	<b>0.0</b>	<b>0</b>	<b>0</b>

## IHMIR SMITH-MARSETTE'S NFL POSTSEASON RETURN STATISTICS

DATE	TEAM	KICKOFF RETURNS					PUNT RETURNS					
		RET.	YDS.	AVG.	LG	TD	NO.	FC	YDS.	AVG.	LG	TD
2022	Chiefs	0	0	0.0	0	0	0	0	0	0.0	0	0
<b>NFL TOTALS</b>		<b>0</b>	<b>0</b>	<b>0.0</b>	<b>0</b>	<b>0</b>	<b>0</b>	<b>0</b>	<b>0</b>	<b>0.0</b>	<b>0</b>	<b>0</b>

## 2022 GAME-BY-GAME REGULAR-SEASON STATISTICS (BEARS/CHIEFS)

DATE	OPPONENT	P/S	RECEIVING					RUSHING					W/L	SCORE
			NO.	YDS.	AVG.	LG	TD	NO.	YDS.	AVG.	LG	TD		
09/11	49ers	P	0	0	0.0	0	0	0	0	0.0	0	0	W	19-10
09/18	at Packers	P	0	0	0.0	0	0	0	0	0.0	0	0	L	10-27
09/25	Texans	P	0	0	0.0	0	0	0	0	0.0	0	0	W	23-20
10/02	at Giants	P	0	0	0.0	0	0	0	0	0.0	0	0	L	12-20
10/09	at Vikings	P	1	15	15.0	15	0	0	0	0.0	0	0	L	22-29
10/13	Commanders	P	0	0	0.0	0	0	1	-1	-1.0	-1	0	L	7-12
Went from <b>Bears</b> to <b>Chiefs</b> .														
10/23	at 49ers												W	44-23
11/06	Titans												W	20-17+
11/13	Jaguars												W	27-17
11/20	at Chargers												W	30-27
11/27	Rams												W	26-10
12/04	at Bengals												L	24-27
12/11	at Broncos	P	0	0	0.0	0	0	0	0	0.0	0	0	W	34-28
12/18	at Texans												W	30-24+
12/24	Seahawks												W	24-10
01/01	Broncos												W	27-24
01/07	at Raiders	P	0	0	0.0	0	0	0	0	0.0	0	0	W	31-13
<b>2022 TOTALS</b>		<b>8-0</b>	<b>1</b>	<b>15</b>	<b>15.0</b>	<b>15</b>	<b>0</b>	<b>1</b>	<b>-1</b>	<b>-1.0</b>	<b>-1</b>	<b>0</b>	<b>12-5</b>	

+ - Overtime


## 2022 GAME-BY-GAME POSTSEASON STATISTICS (CHIEFS)

DATE	OPPONENT	P/S	RECEIVING					RUSHING					W/L	SCORE
			NO.	YDS.	AVG.	LG	TD	NO.	YDS.	AVG.	LG	TD		
01/21	Jaguars												W	27-20
01/29	Bengals												W	23-20
02/12	at Eagles												W	38-35
<b>2022 TOTALS</b>		<b>0-0</b>	<b>0</b>	<b>0</b>	<b>0.0</b>	<b>0</b>	<b>0</b>	<b>0</b>	<b>0</b>	<b>0.0</b>	<b>0</b>	<b>0</b>	<b>3-0</b>	

# UPDATED PLAYER BIOS



## L'JARIUS SNEED



**CORNERBACK #38**

**LA TECH**

**4<sup>TH</sup>** YEAR IN THE NFL

**4<sup>TH</sup>** YEAR WITH THE CHIEFS

HEIGHT: 6'1"  
WEIGHT: 192 LBS  
DRAFTED: D4-20  
BIRTHDAY: 1/21/97

### L'JARIUS SNEED'S NFL REGULAR SEASON DEFENSIVE STATISTICS

DATE	TEAM	GP	GS	TACKLES							INTERCEPTIONS					O. FUMB				ST				MISC				
				TK	S	A	TFL	YDS	SK	YDS	QBH	NO	YDS	LG	TD	PD	FF	FR	TD	YDS	TK	S	A	FF	FR	S	A	
2020	Chiefs	9	6	41	31	10	2	19	2.0	19.0	3	3	42	39	0	7	0	0	0	0	0	0	0	0	0	0	0	0
2021	Chiefs	15	15	76	57	19	7	11	1.0	21.0	2	2	2	2	0	8	1	1	0	0	0	0	0	0	0	0	0	
2022	Chiefs	17	17	108	75	33	5	11	3.5	31.0	5	3	57	26	0	11	3	1	0	5	0	0	0	0	0	0	0	
<b>NFL TOTALS</b>		<b>41</b>	<b>38</b>	<b>225</b>	<b>163</b>	<b>62</b>	<b>14</b>	<b>41</b>	<b>6.5</b>	<b>71.0</b>	<b>10</b>	<b>8</b>	<b>101</b>	<b>39</b>	<b>0</b>	<b>26</b>	<b>4</b>	<b>2</b>	<b>0</b>	<b>5</b>	<b>0</b>	<b>0</b>	<b>0</b>	<b>0</b>	<b>0</b>	<b>0</b>	<b>0</b>	

### L'JARIUS SNEED'S NFL POSTSEASON DEFENSIVE STATISTICS

DATE	TEAM	GP	GS	TACKLES							INTERCEPTIONS					O. FUMB				ST				MISC			
				TK	S	A	TFL	YDS	SK	YDS	QBH	NO	YDS	LG	TD	PD	FF	FR	TD	YDS	TK	S	A	FF	FR	S	A
2020	Chiefs	3	3	14	9	5	3	26	2.0	23.0	2	0	0	0	0	0	0	0	0	0	0	0	0	0	0	0	0
2021	Chiefs	3	3	27	20	7	1	0	0.0	0.0	0	1	0	0	0	2	0	0	0	0	0	0	0	0	0	0	0
2022	Chiefs	3	3	17	10	7	0	0	0.0	0.0	0	0	0	0	0	2	0	0	0	0	0	0	0	0	0	0	0
<b>NFL TOTALS</b>		<b>9</b>	<b>9</b>	<b>58</b>	<b>39</b>	<b>19</b>	<b>4</b>	<b>26</b>	<b>2.0</b>	<b>23.0</b>	<b>2</b>	<b>1</b>	<b>0</b>	<b>0</b>	<b>0</b>	<b>4</b>	<b>0</b>	<b>0</b>	<b>0</b>	<b>0</b>	<b>0</b>	<b>0</b>	<b>0</b>	<b>0</b>	<b>0</b>	<b>0</b>	<b>0</b>

### 2022 GAME-BY-GAME REGULAR-SEASON STATISTICS (CHIEFS)

DATE	OPPONENT	P/S	TACKLES							INTERCEPTIONS					O. FUMB				ST				MISC		W/L	SCORE			
			TK	S	A	SK	YDS	TFL	YDS	QBH	NO	YDS	LG	TD	PD	FF	FR	TD	YDS	TK	S	A	FF	FR			S	A	
09/11	at Cardinals	S	8	8	0	1.0	7.0	1	7	2	0	0	0	0	1	0	0	0	0	0	0	0	0	0	0	0	0	W	44-21
09/15	Chargers	S	8	7	1	0.0	0.0	0	0	0	0	0	0	0	0	0	0	0	0	0	0	0	0	0	0	0	W	27-24	
09/25	at Colts	S	7	5	2	1.0	10.0	0	0	1	0	0	0	0	1	1	1	0	5	0	0	0	0	0	0	0	L	17-20	
10/02	at Buccaneers	S	9	7	2	1.0	12.0	0	0	1	0	0	0	0	1	0	0	0	0	0	0	0	0	0	0	0	W	41-31	
10/10	Raiders	S	7	5	2	0.0	0.0	0	0	0	0	0	0	0	1	0	0	0	0	0	0	0	0	0	0	0	W	30-29	
10/16	Bills	S	8	4	4	0.0	0.0	1	1	0	0	0	0	0	0	0	0	0	0	0	0	0	0	0	0	0	L	20-24	
10/23	at 49ers	S	6	4	2	0.5	2.0	0	0	1	0	0	0	0	1	0	0	0	0	0	0	0	0	0	0	0	W	44-23	
11/06	Titans	S	5	3	2	0.0	0.0	0	0	0	0	0	0	0	2	0	0	0	0	0	0	0	0	0	0	0	W	20-17+	
11/13	Jaguars	S	6	2	4	0.0	0.0	0	0	0	0	0	0	0	0	0	0	0	0	0	0	0	0	0	0	0	W	27-17	
11/20	at Chargers	S	5	5	0	0.0	0.0	1	0	0	0	0	0	0	2	0	0	0	0	0	0	0	0	0	0	0	W	30-27	
11/27	Rams	S	7	5	2	0.0	0.0	1	3	0	1	26	26	0	2	0	0	0	0	0	0	0	0	0	0	0	W	26-10	
12/04	at Bengals	S	6	3	3	0.0	0.0	0	0	0	0	0	0	0	0	0	0	0	0	0	0	0	0	0	0	0	L	24-27	
12/11	at Broncos	S	7	3	4	0.0	0.0	0	0	0	1	6	6	0	2	0	0	0	0	0	0	0	0	0	0	0	W	34-28	
12/18	at Texans	S	6	5	1	0.0	0.0	0	0	0	0	0	0	0	0	0	0	0	0	0	0	0	0	0	0	0	W	30-24+	
12/24	Seahawks	S	7	5	2	0.0	0.0	1	0	0	0	0	0	0	0	0	0	0	0	0	0	0	0	0	0	0	W	24-10	
01/01	Broncos	S	3	2	1	0.0	0.0	0	0	0	1	25	25	0	1	0	0	0	0	0	0	0	0	0	0	0	W	27-24	
01/07	at Raiders	S	3	2	1	0.0	0.0	0	0	0	0	0	0	0	0	0	0	0	0	0	0	0	0	0	0	0	W	31-13	
<b>2022 TOTALS</b>		<b>17-17</b>	<b>108</b>	<b>75</b>	<b>33</b>	<b>3.5</b>	<b>31.0</b>	<b>5</b>	<b>11</b>	<b>5</b>	<b>3</b>	<b>57</b>	<b>26</b>	<b>0</b>	<b>11</b>	<b>3</b>	<b>1</b>	<b>0</b>	<b>5</b>	<b>0</b>	<b>0</b>	<b>0</b>	<b>0</b>	<b>0</b>	<b>0</b>	<b>0</b>	<b>0</b>	<b>14-3</b>	

+ - Overtime

### 2022 GAME-BY-GAME POSTSEASON STATISTICS (CHIEFS)

DATE	OPPONENT	P/S	TACKLES							INTERCEPTIONS					O. FUMB				ST				MISC		W/L	SCORE		
			TK	S	A	SK	YDS	TFL	YDS	QBH	NO	YDS	LG	TD	PD	FF	FR	TD	YDS	TK	S	A	FF	FR			S	A
01/21	Jaguars	S	9	6	3	0.0	0.0	0	0	0	0	0	0	0	0	0	0	0	0	0	0	0	0	0	0	0	W	27-20
01/29	Bengals	S	1	1	0	0.0	0.0	0	0	0	0	0	0	0	0	0	0	0	0	0	0	0	0	0	0	0	W	23-20
02/12	at Eagles	S	7	3	4	0.0	0.0	0	0	0	0	0	0	0	2	0	0	0	0	0	0	0	0	0	0	0	W	38-35
<b>2022 TOTALS</b>		<b>3-3</b>	<b>17</b>	<b>10</b>	<b>7</b>	<b>0.0</b>	<b>0.0</b>	<b>0</b>	<b>0</b>	<b>0</b>	<b>0</b>	<b>0</b>	<b>0</b>	<b>0</b>	<b>2</b>	<b>0</b>	<b>0</b>	<b>0</b>	<b>0</b>	<b>0</b>	<b>0</b>	<b>0</b>	<b>0</b>	<b>0</b>	<b>0</b>	<b>0</b>	<b>3-0</b>	






# UPDATED PLAYER BIOS



## JAWAAN TAYLOR

**TACKLE #74**  
**FLORIDA**



**5<sup>TH</sup>** YEAR IN  
THE NFL

**1<sup>ST</sup>** YEAR WITH  
THE CHIEFS

**HEIGHT:** 6'5"  
**WEIGHT:** 330 LBS  
**DRAFTED:** FA-23  
**BIRTHDAY:** 11/25/97

### JAWAAN TAYLOR'S NFL REGULAR SEASON STATISTICS

DATE	TEAM	GP	GS
2019	Jaguars	16	16
2020	Jaguars	16	16
2021	Jaguars	17	17
2022	Jaguars	17	17
<b>NFL TOTALS</b>		<b>66</b>	<b>66</b>

### JAWAAN TAYLOR'S NFL POSTSEASON STATISTICS

DATE	TEAM	GP	GS
2022	Jaguars	2	2
<b>NFL TOTALS</b>		<b>2</b>	<b>2</b>

### 2022 GAME-BY-GAME REGULAR-SEASON STATISTICS (JAGUARS)

DATE	OPPONENT	P/S	W/L	SCORE
09/11	at Commanders	S	L	22-28
09/18	Colts	S	W	24-0
09/25	at Chargers	S	W	38-10
10/02	at Eagles	S	L	21-29
10/09	Texans	S	L	6-13
10/16	at Colts	S	L	27-34
10/23	Giants	S	L	17-23
10/30	Broncos	S	L	17-21
11/06	Raiders	S	W	27-20
11/13	at Chiefs	S	L	17-27
11/27	Ravens	S	W	28-27
12/04	at Lions	S	L	14-40
12/11	at Titans	S	W	36-22
12/18	Cowboys	S	W	40-34+
12/22	at Jets	S	W	19-3
01/01	at Texans	S	W	31-3
01/07	Titans	S	W	20-16
<b>2022 TOTALS</b>		<b>17-17</b>	<b>9-8</b>	

+ - Overtime

### 2022 GAME-BY-GAME POSTSEASON STATISTICS (JAGUARS)

DATE	OPPONENT	P/S	W/L	SCORE
01/14	Chargers	S	W	31-30
01/21	at Chiefs	S	L	20-27
<b>2022 TOTALS</b>		<b>2-2</b>	<b>1-1</b>	



# UPDATED PLAYER BIOS




## REESE TAYLOR

**CORNERBACK #39**  
**PURDUE**

**ROOKIE**

HEIGHT: 5'10"  
WEIGHT: 188 LBS  
DRAFTED: CFA-23  
BIRTHDAY: 8/27/99




## BJ THOMPSON

**DEFENSIVE END #53**  
**STEPHEN F. AUSTIN**

**ROOKIE**

HEIGHT: 6'6"  
WEIGHT: 243 LBS  
DRAFTED: D5-23  
BIRTHDAY: 3/23/99



## JOE THUNEY

**GUARD #62**  
**NORTH CAROLINA STATE**

**8<sup>TH</sup>** YEAR IN  
THE NFL

**3<sup>RD</sup>** YEAR WITH  
THE CHIEFS

HEIGHT: 6'5"  
WEIGHT: 304 LBS  
DRAFTED: FA-21  
BIRTHDAY: 11/18/92



# UPDATED PLAYER BIOS

## JOE THUNEY'S NFL REGULAR SEASON STATISTICS

DATE	TEAM	GP	GS
2016	Patriots	16	16
2017	Patriots	16	16
2018	Patriots	16	16
2019	Patriots	16	16
2020	Patriots	16	16
2021	Chiefs	17	17
2022	Chiefs	15	15
<b>NFL TOTALS</b>		<b>112</b>	<b>112</b>

## JOE THUNEY'S NFL POSTSEASON STATISTICS

DATE	TEAM	GP	GS
2016	Patriots	3	3
2017	Patriots	3	3
2018	Patriots	3	3
2019	Patriots	1	1
2021	Chiefs	3	3
2022	Chiefs	3	3
<b>NFL TOTALS</b>		<b>16</b>	<b>16</b>

## 2022 GAME-BY-GAME REGULAR-SEASON STATISTICS (CHIEFS)

DATE	OPPONENT	P/S		W/L	SCORE
09/11	at Cardinals	S		W	44-21
09/15	Chargers	S		W	27-24
09/25	at Colts	S		L	17-20
10/02	at Buccaneers	S		W	41-31
10/10	Raiders	S		W	30-29
10/16	Bills	S		L	20-24
10/23	at 49ers	S		W	44-23
11/06	Titans	S		W	20-17+
11/13	Jaguars	S		W	27-17
11/20	at Chargers	S		W	30-27
11/27	Rams		INACTIVE	W	26-10
12/04	at Bengals		INACTIVE	L	24-27
12/11	at Broncos	S		W	34-28
12/18	at Texans	S		W	30-24+
12/24	Seahawks	S		W	24-10
01/01	Broncos	S		W	27-24
01/07	at Raiders	S		W	31-13
<b>2022 TOTALS</b>		<b>15-15</b>		<b>14-3</b>	

+ - Overtime

## 2022 GAME-BY-GAME POSTSEASON STATISTICS (CHIEFS)

DATE	OPPONENT	P/S		W/L	SCORE
01/21	Jaguars	S		W	27-20
01/29	Bengals	S		W	23-20
02/12	at Eagles	S		W	38-35
<b>2022 TOTALS</b>		<b>3-3</b>		<b>3-0</b>	

# UPDATED PLAYER BIOS



## KADARIUS TONEY



**WIDE RECEIVER #19**  
**FLORIDA**

**3<sup>RD</sup>** YEAR IN THE NFL

**2<sup>ND</sup>** YEAR WITH THE CHIEFS

HEIGHT: 6'0"  
WEIGHT: 193 LBS  
DRAFTED: T (NYG)-22  
BIRTHDAY: 1/27/99

### KADARIUS TONEY'S NFL REGULAR SEASON RUSHING/RECEIVING STATISTICS

DATE	TEAM	GP	GS	RECEIVING					RUSHING				
				NO.	YDS.	AVG.	LG	TD	NO.	YDS.	AVG.	LG	TD
2021	Giants	10	4	39	420	10.8	38	0	3	6	2.0	7	0
2022	Giants	2	1	2	0	0.0	2	0	2	23	11.5	19	0
				Went from N.Y. Giants to Kansas City.									
2022	Chiefs	7	3	14	171	12.2	38	2	5	59	11.8	32	1
2022	<b>TOTAL</b>	<b>9</b>	<b>4</b>	<b>16</b>	<b>171</b>	<b>10.7</b>	<b>38</b>	<b>2</b>	<b>7</b>	<b>82</b>	<b>11.7</b>	<b>32</b>	<b>1</b>
<b>NFL TOTALS</b>		<b>19</b>	<b>8</b>	<b>55</b>	<b>591</b>	<b>10.7</b>	<b>38</b>	<b>2</b>	<b>10</b>	<b>88</b>	<b>8.8</b>	<b>32</b>	<b>1</b>

### KADARIUS TONEY'S NFL POSTSEASON RUSHING/RECEIVING STATISTICS

DATE	TEAM	GP	GS	RECEIVING					RUSHING				
				NO.	YDS.	AVG.	LG	TD	NO.	YDS.	AVG.	LG	TD
2022	Chiefs	3	1	7	50	7.1	9	1	1	14	14.0	14	0
<b>NFL TOTALS</b>		<b>3</b>	<b>1</b>	<b>7</b>	<b>50</b>	<b>7.1</b>	<b>9</b>	<b>1</b>	<b>1</b>	<b>14</b>	<b>14.0</b>	<b>14</b>	<b>0</b>

### KADARIUS TONEY'S NFL REGULAR SEASON RETURN STATISTICS

DATE	TEAM	KICKOFF RETURNS					PUNT RETURNS					
		RET.	YDS.	AVG.	LG	TD	NO.	FC	YDS.	AVG.	LG	TD
2021	Giants	0	0	0.0	0	0	1	1	0	0.0	0	0
2022	Giants	0	0	0.0	0	0	0	0	0	0.0	0	0
				Went from N.Y. Giants to Kansas City.								
2022	Chiefs	0	0	0.0	0	0	10	4	61	6.1	9	0
2022	<b>TOTAL</b>	<b>0</b>	<b>0</b>	<b>0.0</b>	<b>0</b>	<b>0</b>	<b>10</b>	<b>4</b>	<b>61</b>	<b>6.1</b>	<b>9</b>	<b>0</b>
<b>NFL TOTALS</b>		<b>0</b>	<b>0</b>	<b>0.0</b>	<b>0</b>	<b>0</b>	<b>11</b>	<b>5</b>	<b>61</b>	<b>5.5</b>	<b>9</b>	<b>0</b>

### KADARIUS TONEY'S NFL POSTSEASON RETURN STATISTICS

DATE	TEAM	KICKOFF RETURNS					PUNT RETURNS					
		RET.	YDS.	AVG.	LG	TD	NO.	FC	YDS.	AVG.	LG	TD
2022	Chiefs	0	0	0.0	0	0	6	0	112	18.7	65	0
<b>NFL TOTALS</b>		<b>0</b>	<b>0</b>	<b>0.0</b>	<b>0</b>	<b>0</b>	<b>6</b>	<b>0</b>	<b>112</b>	<b>18.7</b>	<b>65</b>	<b>0</b>

# UPDATED PLAYER BIOS

## 2022 GAME-BY-GAME REGULAR-SEASON STATISTICS (GIANTS/CHEIFS)

DATE	OPPONENT	P/S	RECEIVING					RUSHING					W/L	SCORE
			NO.	YDS.	AVG.	LG	TD	NO.	YDS.	AVG.	LG	TD		
09/11	at Titans	P	0	0	0.0	0	0	2	23	11.5	19	0	W	21-20
09/18	Panthers	S	2	0	0.0	2	0	0	0	0.0	0	0	W	19-16
09/26	Cowboys												L	16-23
10/02	Bears												W	20-12
10/09	at Packers												W	27-22
10/16	Ravens												W	24-20
10/23	at Jaguars												W	23-17
Went from <b>Giants</b> to <b>Chiefs</b> .														
11/06	Titans	S	2	12	6.0	10	0	0	0	0.0	0	0	W	20-17+
11/13	Jaguars	P	4	57	14.3	23	1	2	33	16.5	32	0	W	27-17
11/20	at Chargers	P	0	0	0.0	0	0	0	0	0.0	0	0	W	30-27
11/27	Rams												W	26-10
12/04	at Bengals												L	24-27
12/11	at Broncos												W	34-28
12/18	at Texans	P	1	5	5.0	5	0	0	0	0.0	0	0	W	30-24+
12/24	Seahawks	P	1	8	8.0	8t	1	0	0	0.0	0	0	W	24-10
01/01	Broncos	S	4	71	17.8	38	0	0	0	0.0	0	0	W	27-24
01/07	at Raiders	S	2	18	9.0	10	0	3	26	8.7	14	1	W	31-13
<b>2022 TOTALS</b>		<b>9-4</b>	<b>16</b>	<b>171</b>	<b>10.7</b>	<b>38</b>	<b>2</b>	<b>7</b>	<b>82</b>	<b>11.7</b>	<b>32</b>	<b>1</b>	<b>15-2</b>	

+ - Overtime

## 2022 GAME-BY-GAME POSTSEASON STATISTICS (CHIEFS)


DATE	OPPONENT	P/S	RECEIVING					RUSHING					W/L	SCORE
			NO.	YDS.	AVG.	LG	TD	NO.	YDS.	AVG.	LG	TD		
01/21	Jaguars	P	5	36	7.2	9	0	1	14	14.0	14	0	W	27-20
01/29	Bengals	S	1	9	9.0	9	0	0	0	0.0	0	0	W	23-20
02/12	at Eagles	P	1	5	5.0	5t	1	0	0	0.0	0	0	W	38-35
<b>2022 TOTALS</b>		<b>3-1</b>	<b>7</b>	<b>50</b>	<b>7.1</b>	<b>9</b>	<b>1</b>	<b>1</b>	<b>14</b>	<b>14.0</b>	<b>14</b>	<b>0</b>	<b>3-0</b>	



# TOMMY TOWNSEND

**PUNTER #5**  
**FLORIDA**







**4<sup>TH</sup>** YEAR IN THE NFL

**4<sup>TH</sup>** YEAR WITH THE CHIEFS

**HEIGHT:** 6'1"  
**WEIGHT:** 191 LBS  
**DRAFTED:** CFA-20  
**BIRTHDAY:** 11/12/96

## TOMMY TOWNSEND'S NFL REGULAR SEASON PUNTING STATISTICS

DATE	TEAM	GP	NO.	YDS.	AVG.	OPP. RET.	YDS.	NET YDS.	AVG.	TB	IN20	LG	BK
2020	Chiefs	16	52	2,339	45.0	15	119	2,100	40.4	6	20	67	0
2021	Chiefs	16	37	1,746	47.2	17	64	1,622	43.8	3	20	68	0
2022	Chiefs	17	53	2,672	50.4	22	176	2,416	45.6	4	22	76	0
<b>NFL TOTALS</b>		<b>49</b>	<b>142</b>	<b>6,757</b>	<b>47.6</b>	<b>54</b>	<b>359</b>	<b>6,138</b>	<b>43.2</b>	<b>13</b>	<b>62</b>	<b>76</b>	<b>0</b>

# UPDATED PLAYER BIOS

## TOMMY TOWNSEND'S NFL POSTSEASON PUNTING STATISTICS

DATE	TEAM	GP	NO.	YDS.	AVG.	OPP. RET.	YDS.	NET YDS.	AVG.	TB	IN20	LG	BK
2020	Chiefs	3	4	151	37.8	1	0	131	32.8	1	1	51	0
2021	Chiefs	3	10	435	43.5	4	35	380	38.0	1	5	57	0
2022	Chiefs	3	10	452	45.2	6	63	389	38.9	0	5	60	0
<b>NFL TOTALS</b>		<b>9</b>	<b>24</b>	<b>1,038</b>	<b>43.3</b>	<b>11</b>	<b>98</b>	<b>900</b>	<b>37.5</b>	<b>2</b>	<b>11</b>	<b>60</b>	<b>0</b>

## 2022 GAME-BY-GAME REGULAR-SEASON STATISTICS (CHIEFS)

DATE	OPPONENT		NO.	YDS.	AVG.	OPP. RET.	YDS.	NET YDS.	AVG	TB	IN20	LG	BK	W/L	SCORE
09/11	at Cardinals	P	2	108	54.0	1	-1	89	44.5	1	0	58	0	W	44-21
09/15	Chargers	P	6	333	55.5	2	17	296	49.3	1	3	74	0	W	27-24
09/25	at Colts	P	3	170	56.7	1	10	160	53.3	0	2	65	0	L	17-20
10/02	at Buccaneers	P	1	43	43.0	0	0	43	43.0	0	0	43	0	W	41-31
10/10	Raiders	P	3	145	48.3	1	3	142	47.3	0	1	60	0	W	30-29
10/16	Bills	P	3	173	57.7	2	6	167	55.7	0	1	60	0	L	20-24
10/23	at 49ers	P	1	33	33.0	0	0	33	33.0	0	1	33	0	W	44-23
11/06	Titans	P	6	283	47.2	2	11	252	42.0	1	2	53	0	W	20-17+
11/13	Jaguars	P	2	91	45.5	1	19	72	36.0	0	1	51	0	W	27-17
11/20	at Chargers	P	2	92	46.0	0	0	92	46.0	0	0	50	0	W	30-27
11/27	Rams	P	1	49	49.0	0	0	49	49.0	0	1	49	0	W	26-10
12/04	at Bengals	P	1	55	55.0	1	10	45	45.0	0	0	55	0	L	24-27
12/11	at Broncos	P	3	199	66.3	1	21	158	52.7	1	1	76	0	W	34-28
12/18	at Texans	P	4	193	48.3	3	23	170	42.5	0	2	57	0	W	30-24+
12/24	Seahawks	P	6	246	41.0	2	12	234	39.0	0	3	56	0	W	24-10
01/01	Broncos	P	5	263	52.6	3	37	226	45.2	0	1	60	0	W	27-24
01/07	at Raiders	P	4	196	49.0	2	8	188	47.0	0	3	61	0	W	31-13
<b>2022 TOTALS</b>			<b>17</b>	<b>53</b>	<b>2,672</b>	<b>50.4</b>	<b>22</b>	<b>176</b>	<b>2,416</b>	<b>45.6</b>	<b>4</b>	<b>22</b>	<b>76</b>	<b>0</b>	<b>14-3</b>

+ - Overtime


## 2022 GAME-BY-GAME POSTSEASON STATISTICS (CHIEFS)

DATE	OPPONENT		NO.	YDS.	AVG.	OPP. RET.	YDS.	NET YDS.	AVG	TB	IN20	LG	BK	W/L	SCORE
01/21	Jaguars	P	4	203	50.8	3	23	180	45.0	0	2	60	0	W	27-20
01/29	Bengals	P	4	151	37.8	1	5	146	36.5	0	3	44	0	W	23-20
02/12	at Eagles	P	2	98	49.0	2	35	63	31.5	0	0	50	0	W	38-35
<b>2022 TOTALS</b>			<b>3</b>	<b>10</b>	<b>452</b>	<b>45.2</b>	<b>6</b>	<b>63</b>	<b>389</b>	<b>38.9</b>	<b>0</b>	<b>5</b>	<b>60</b>	<b>0</b>	<b>3-0</b>



# DRUE TRANQUILL

**LINEBACKER #23**  
**NOTRE DAME**



**5<sup>TH</sup>** YEAR IN THE NFL

**1<sup>ST</sup>** YEAR WITH THE CHIEFS

HEIGHT: 6'2"  
WEIGHT: 234 LBS  
DRAFTED: FA-23  
BIRTHDAY: 8/15/95

## DRUE TRANQUILL'S NFL REGULAR SEASON DEFENSIVE STATISTICS

DATE	TEAM	GP	GS	TACKLES						INTERCEPTIONS					O. FUMB				ST			MISC					
				TK	S	A	TFL	YDS	SK	YDS	QBH	NO	YDS	LG	TD	PD	FF	FR	TD	YDS	TK	S	A	FR	S	A	
2019	Chargers	15	3	64	50	14	4	10	0.0	0.0	0	0	0	0	1	0	0	0	0	11	11	0	0	0	0	0	
2020	Chargers	1	1	1	1	0	0	0	0.0	0.0	0	0	0	0	0	0	0	0	0	0	0	0	0	0	0	0	
2021	Chargers	14	7	70	42	28	5	22	1.5	14.0	3	0	0	0	1	0	1	0	0	6	3	3	0	0	0	0	
2022	Chargers	17	16	143	92	51	9	34	5.0	27.0	8	1	20	20	0	4	1	0	0	0	2	2	0	0	0	0	
<b>NFL TOTALS</b>		<b>47</b>	<b>27</b>	<b>278</b>	<b>185</b>	<b>93</b>	<b>18</b>	<b>66</b>	<b>6.5</b>	<b>41.0</b>	<b>11</b>	<b>1</b>	<b>20</b>	<b>20</b>	<b>0</b>	<b>6</b>	<b>1</b>	<b>1</b>	<b>0</b>	<b>0</b>	<b>19</b>	<b>16</b>	<b>3</b>	<b>0</b>	<b>0</b>	<b>0</b>	<b>0</b>



# UPDATED PLAYER BIOS

## DRUE TRANQUILL'S NFL POSTSEASON DEFENSIVE STATISTICS

DATE	TEAM	GP	GS	TACKLES							INTERCEPTIONS					O. FUMB				ST			MISC					
				TK	S	A	TFL	YDS	SK	YDS	QBH	NO	YDS	LG	TD	PD	FF	FR	TD	YDS	TK	S	A	FF	FR	S	A	
2022	Chargers	1	1	5	5	0	0	0	0.0	0.0	0	0	1	15	15	0	1	0	0	0	0	0	0	0	0	0	0	0
<b>NFL TOTALS</b>		<b>1</b>	<b>1</b>	<b>5</b>	<b>5</b>	<b>0</b>	<b>0</b>	<b>0</b>	<b>0.0</b>	<b>0.0</b>	<b>0</b>	<b>0</b>	<b>1</b>	<b>15</b>	<b>15</b>	<b>0</b>	<b>1</b>	<b>0</b>	<b>0</b>	<b>0</b>	<b>0</b>	<b>0</b>	<b>0</b>	<b>0</b>	<b>0</b>	<b>0</b>	<b>0</b>	

## 2022 GAME-BY-GAME REGULAR-SEASON STATISTICS (CHARGERS)

DATE	OPPONENT	P/S	TACKLES							INTERCEPTIONS					O. FUMB				ST			MISC		W/L	SCORE				
			TK	S	A	SK	YDS	TFL	YDS	QBH	NO	YDS	LG	TD	PD	FF	FR	TD	YDS	TK	S	A	FF			FR	S	A	
09/11	Raiders	S	5	3	2	0.0	0.0	0	0	0	0	1	20	20	0	1	0	0	0	0	1	1	0	0	0	0	0	W	24-19
09/15	at Chiefs	S	6	4	2	0.0	0.0	0	0	0	0	0	0	0	0	0	0	0	0	0	0	0	0	0	0	0	L	24-27	
09/25	Jaguars	P	11	9	2	0.0	0.0	0	0	0	0	0	0	0	0	1	0	0	0	0	1	1	0	0	0	0	L	10-38	
10/02	at Texans	S	11	5	6	0.0	0.0	0	0	0	1	0	0	0	0	0	0	0	0	0	0	0	0	0	0	0	W	34-24	
10/09	at Browns	S	6	3	3	0.0	0.0	0	0	0	0	0	0	0	0	0	0	0	0	0	0	0	0	0	0	0	W	30-28	
10/17	Broncos	S	8	6	2	2.0	13.0	2	13	3	0	0	0	0	0	0	0	0	0	0	0	0	0	0	0	0	W	19-16+	
10/23	Seahawks	S	7	7	0	0.0	0.0	0	0	0	0	0	0	0	0	0	0	0	0	0	0	0	0	0	0	0	L	23-37	
11/06	at Falcons	S	10	7	3	1.0	7.0	2	7	1	0	0	0	0	0	0	0	0	0	0	0	0	0	0	0	0	W	20-17	
11/13	at 49ers	S	15	7	8	0.0	0.0	0	0	0	0	0	0	0	0	0	0	0	0	0	0	0	0	0	0	0	L	16-22	
11/20	Chiefs	S	7	6	1	0.0	0.0	0	0	0	0	0	0	0	0	0	0	0	0	0	0	0	0	0	0	0	L	27-30	
11/27	at Cardinals	S	9	7	2	0.0	0.0	1	1	1	0	0	0	0	0	0	0	0	0	0	0	0	0	0	0	0	W	25-24	
12/04	at Raiders	S	5	4	1	0.0	0.0	0	0	0	0	0	0	0	0	0	0	0	0	0	0	0	0	0	0	0	L	20-27	
12/11	Dolphins	S	5	4	1	0.0	0.0	0	0	0	1	0	0	0	0	2	0	0	0	0	0	0	0	0	0	0	W	23-17	
12/18	Titans	S	10	7	3	1.0	7.0	1	7	1	0	0	0	0	0	1	0	0	0	0	0	0	0	0	0	0	W	17-14	
12/26	at Colts	S	11	4	7	1.0	0.0	0	0	1	0	0	0	0	0	0	0	0	0	0	0	0	0	0	0	0	W	20-3	
01/01	Rams	S	11	6	5	0.0	0.0	2	5	0	0	0	0	0	0	0	0	0	0	0	0	0	0	0	0	0	W	31-10	
01/08	at Broncos	S	6	3	3	0.0	0.0	1	1	0	0	0	0	0	0	0	0	0	0	0	0	0	0	0	0	0	L	28-31	
<b>2022 TOTALS</b>		<b>17-16</b>	<b>143</b>	<b>92</b>	<b>51</b>	<b>5.0</b>	<b>27.0</b>	<b>9</b>	<b>34</b>	<b>8</b>	<b>1</b>	<b>20</b>	<b>20</b>	<b>0</b>	<b>4</b>	<b>1</b>	<b>0</b>	<b>0</b>	<b>0</b>	<b>0</b>	<b>2</b>	<b>2</b>	<b>0</b>	<b>0</b>	<b>0</b>	<b>0</b>	<b>0</b>	<b>0</b>	<b>10-7</b>

+ - Overtime


## 2022 GAME-BY-GAME POSTSEASON STATISTICS (CHARGERS)

DATE	OPPONENT	P/S	TACKLES							INTERCEPTIONS					O. FUMB				ST			MISC		W/L	SCORE				
			TK	S	A	SK	YDS	TFL	YDS	QBH	NO	YDS	LG	TD	PD	FF	FR	TD	YDS	TK	S	A	FF			FR	S	A	
01/14	at Jaguars	S	5	5	0	0.0	0.0	0	0	0	1	15	15	0	1	0	0	0	0	0	0	0	0	0	0	0	0	L	30-31
<b>2022 TOTALS</b>		<b>1-1</b>	<b>5</b>	<b>5</b>	<b>0</b>	<b>0.0</b>	<b>0.0</b>	<b>0</b>	<b>0</b>	<b>0</b>	<b>1</b>	<b>15</b>	<b>15</b>	<b>0</b>	<b>1</b>	<b>0</b>	<b>0</b>	<b>0</b>	<b>0</b>	<b>0</b>	<b>0</b>	<b>0</b>	<b>0</b>	<b>0</b>	<b>0</b>	<b>0</b>	<b>0</b>	<b>0</b>	<b>0-1</b>



**MARQUEZ VALDES-SCANTLING**

**WIDE RECEIVER #11**  
**SOUTH FLORIDA**



**6<sup>TH</sup>** YEAR IN THE NFL

**2<sup>ND</sup>** YEAR WITH THE CHIEFS

HEIGHT: 6'4"  
WEIGHT: 206 LBS  
DRAFTED: FA-22  
BIRTHDAY: 10/10/94

## MARQUEZ VALDES-SCANTLING'S NFL REGULAR SEASON RUSHING/RECEIVING STATISTICS

DATE	TEAM	GP	GS	RECEIVING					RUSHING				
				NO.	YDS.	AVG.	LG	TD	NO.	YDS.	AVG.	LG	TD
2018	Packers	16	10	38	581	15.3	60	2	2	29	14.5	21	0
2019	Packers	16	10	26	452	17.4	74t	2	2	9	4.5	9	0
2020	Packers	16	12	33	690	20.9	78t	6	4	13	3.3	9	0
2021	Packers	11	7	26	430	16.5	75t	3	0	0	0.0	0	0
2022	Chiefs	17	11	42	687	16.4	57	2	1	-3	-3.0	-3	0
<b>NFL TOTALS</b>		<b>76</b>	<b>50</b>	<b>165</b>	<b>2,840</b>	<b>17.2</b>	<b>78T</b>	<b>15</b>	<b>9</b>	<b>48</b>	<b>5.3</b>	<b>21</b>	<b>0</b>



# UPDATED PLAYER BIOS

## MARQUEZ VALDES-SCANTLING'S NFL POSTSEASON RUSHING/RECEIVING STATISTICS

DATE	TEAM	GP	GS	RECEIVING					RUSHING				
				NO.	YDS.	AVG.	LG	TD	NO.	YDS.	AVG.	LG	TD
2019	Packers	2	0	1	8	8.0	8	0	0	0	0.0	0	0
2020	Packers	2	2	8	148	18.5	50t	1	0	0	0.0	0	0
2021	Packers	0	0	0	0	0.0	0	0	0	0	0.0	0	0
2022	Chiefs	3	2	7	122	17.4	29	2	0	0	0.0	0	0
<b>NFL TOTALS</b>		<b>7</b>	<b>4</b>	<b>16</b>	<b>278</b>	<b>17.4</b>	<b>50T</b>	<b>3</b>	<b>0</b>	<b>0</b>	<b>0.0</b>	<b>0</b>	<b>0</b>

## MARQUEZ VALDES-SCANTLING'S NFL REGULAR SEASON RETURN STATISTICS

DATE	TEAM	KICKOFF RETURNS					PUNT RETURNS					
		RET.	YDS.	AVG.	LG	TD	NO.	FC	YDS.	AVG.	LG	TD
2018	Packers	1	21	21.0	21	0	0	0	0	0.0	0	0
2019	Packers	0	0	0.0	0	0	0	0	0	0.0	0	0
2020	Packers	0	0	0.0	0	0	0	0	0	0.0	0	0
2021	Packers	0	0	0.0	0	0	0	0	0	0.0	0	0
2022	Chiefs	0	0	0.0	0	0	0	0	0	0.0	0	0
<b>NFL TOTALS</b>		<b>1</b>	<b>21</b>	<b>21.0</b>	<b>21</b>	<b>0</b>	<b>0</b>	<b>0</b>	<b>0</b>	<b>0.0</b>	<b>0</b>	<b>0</b>

## MARQUEZ VALDES-SCANTLING'S NFL POSTSEASON RETURN STATISTICS

DATE	TEAM	KICKOFF RETURNS					PUNT RETURNS					
		RET.	YDS.	AVG.	LG	TD	NO.	FC	YDS.	AVG.	LG	TD
2019	Packers	0	0	0.0	0	0	0	0	0	0.0	0	0
2020	Packers	0	0	0.0	0	0	0	0	0	0.0	0	0
2021	Packers	0	0	0.0	0	0	0	0	0	0.0	0	0
2022	Chiefs	0	0	0.0	0	0	0	0	0	0.0	0	0
<b>NFL TOTALS</b>		<b>0</b>	<b>0</b>	<b>0.0</b>	<b>0</b>	<b>0</b>	<b>0</b>	<b>0</b>	<b>0</b>	<b>0.0</b>	<b>0</b>	<b>0</b>

## 2022 GAME-BY-GAME REGULAR-SEASON STATISTICS (CHIEFS)

DATE	OPPONENT	P/S	RECEIVING					RUSHING					W/L	SCORE
			NO.	YDS.	AVG.	LG	TD	NO.	YDS.	AVG.	LG	TD		
09/11	at Cardinals	S	4	44	11.0	17	0	1	-3	-3.0	-3	0	W	44-21
09/15	Chargers	S	2	13	6.5	7	0	0	0	0.0	0	0	W	27-24
09/25	at Colts	S	4	48	12.0	24	0	0	0	0.0	0	0	L	17-20
10/02	at Buccaneers	P	3	63	21.0	36	0	0	0	0.0	0	0	W	41-31
10/10	Raiders	S	6	90	15.0	23	0	0	0	0.0	0	0	W	30-29
10/16	Bills	S	0	0	0.0	0	0	0	0	0.0	0	0	L	20-24
10/23	at 49ers	P	3	111	37.0	57	0	0	0	0.0	0	0	W	44-23
11/06	Titans	P	1	12	12.0	12	0	0	0	0.0	0	0	W	20-17+
11/13	Jaguars	S	3	60	20.0	36	1	0	0	0.0	0	0	W	27-17
11/20	at Chargers	P	1	18	18.0	18	0	0	0	0.0	0	0	W	30-27
11/27	Rams	P	4	56	14.0	23	0	0	0	0.0	0	0	W	26-10
12/04	at Bengals	S	2	71	35.5	42	0	0	0	0.0	0	0	L	24-27
12/11	at Broncos	S	1	20	20.0	20	0	0	0	0.0	0	0	W	34-28
12/18	at Texans	S	3	26	8.7	15	1	0	0	0.0	0	0	W	30-24+
12/24	Seahawks	P	0	0	0.0	0	0	0	0	0.0	0	0	W	24-10
01/01	Broncos	S	2	28	14.0	22	0	0	0	0.0	0	0	W	27-24
01/07	at Raiders	S	3	27	9.0	13	0	0	0	0.0	0	0	W	31-13
<b>2022 TOTALS</b>		<b>17-11</b>	<b>42</b>	<b>687</b>	<b>16.4</b>	<b>57</b>	<b>2</b>	<b>1</b>	<b>-3</b>	<b>-3.0</b>	<b>-3</b>	<b>0</b>	<b>14-3</b>	

+ - Overtime

## 2022 GAME-BY-GAME POSTSEASON STATISTICS (CHIEFS)

DATE	OPPONENT	P/S	RECEIVING					RUSHING					W/L	SCORE
			NO.	YDS.	AVG.	LG	TD	NO.	YDS.	AVG.	LG	TD		
01/21	Jaguars	S	1	6	6.0	6t	1	0	0	0.0	0	0	W	27-20
01/29	Bengals	P	6	116	19.3	29	1	0	0	0.0	0	0	W	23-20
02/12	at Eagles	S	0	0	0.0	0	0	0	0	0.0	0	0	W	38-35
<b>2022 TOTALS</b>		<b>3-2</b>	<b>7</b>	<b>122</b>	<b>17.4</b>	<b>29</b>	<b>2</b>	<b>0</b>	<b>0</b>	<b>0.0</b>	<b>0</b>	<b>0</b>	<b>3-0</b>	



# UPDATED PLAYER BIOS



## PRINCE TEGA WANOGHO



**TACKLE #76**  
**AUBURN**

**2<sup>ND</sup>** YEAR IN THE NFL

**2<sup>ND</sup>** YEAR WITH THE CHIEFS

HEIGHT: 6'5"  
WEIGHT: 308 LBS  
DRAFTED: FA-20  
BIRTHDAY: 11/22/97

### PRINCE TEGA WANOGHO'S NFL REGULAR SEASON STATISTICS

DATE	TEAM	GP	GS
2020	Eagles	1	0
2021	Chiefs	2	0
2022	Chiefs	17	0
<b>NFL TOTALS</b>		<b>20</b>	<b>0</b>

### PRINCE TEGA WANOGHO'S NFL POSTSEASON STATISTICS

DATE	TEAM	GP	GS
2020	Chiefs	0	0
2021	Chiefs	0	0
2022	Chiefs	3	0
<b>NFL TOTALS</b>		<b>3</b>	<b>0</b>

### 2022 GAME-BY-GAME REGULAR-SEASON STATISTICS (CHIEFS)

DATE	OPPONENT	P/S	W/L	SCORE
09/11	at Cardinals	P	W	44-21
09/15	Chargers	P	W	27-24
09/25	at Colts	P	L	17-20
10/02	at Buccaneers	P	W	41-31
10/10	Raiders	P	W	30-29
10/16	Bills	P	L	20-24
10/23	at 49ers	P	W	44-23
11/06	Titans	P	W	20-17+
11/13	Jaguars	P	W	27-17
11/20	at Chargers	P	W	30-27
11/27	Rams	P	W	26-10
12/04	at Bengals	P	L	24-27
12/11	at Broncos	P	W	34-28
12/18	at Texans	P	W	30-24+
12/24	Seahawks	P	W	24-10
01/01	Broncos	P	W	27-24
01/07	at Raiders	P	W	31-13
<b>2022 TOTALS</b>			<b>14-3</b>	

+ - Overtime

### 2022 GAME-BY-GAME POSTSEASON STATISTICS (CHIEFS)


DATE	OPPONENT	P/S	W/L	SCORE
01/21	Jaguars	P	W	27-20
01/29	Bengals	P	W	23-20
02/12	at Eagles	P	W	38-35
<b>2022 TOTALS</b>			<b>3-0</b>	



# UPDATED PLAYER BIOS



## JAYLEN WATSON



**CORNERBACK #35**  
**WASHINGTON STATE**

**2<sup>ND</sup>** YEAR IN THE NFL

**2<sup>ND</sup>** YEAR WITH THE CHIEFS

HEIGHT: 6'2"  
WEIGHT: 197 LBS  
DRAFTED: D7A-22  
BIRTHDAY: 9/17/98

### JAYLEN WATSON'S NFL REGULAR SEASON DEFENSIVE STATISTICS

DATE	TEAM	GP	TACKLES								INTERCEPTIONS					O. FUMB				ST				MISC			
			GS	TK	S	A	TFL	YDS	SK	YDS	QBH	NO	YDS	LG	TD	PD	FF	FR	TD	YDS	TK	S	A	FF	FR	S	A
2022	Chiefs	16	6	46	37	9	3	4	0.0	0.0	0	1	99	99t	1	6	0	0	0	0	3	0	3	0	0	0	0
<b>NFL TOTALS</b>		<b>16</b>	<b>6</b>	<b>46</b>	<b>37</b>	<b>9</b>	<b>3</b>	<b>4</b>	<b>0.0</b>	<b>0.0</b>	<b>0</b>	<b>1</b>	<b>99</b>	<b>99t</b>	<b>1</b>	<b>6</b>	<b>0</b>	<b>0</b>	<b>0</b>	<b>0</b>	<b>3</b>	<b>0</b>	<b>3</b>	<b>0</b>	<b>0</b>	<b>0</b>	

### JAYLEN WATSON'S NFL POSTSEASON DEFENSIVE STATISTICS

DATE	TEAM	GP	TACKLES								INTERCEPTIONS					O. FUMB				ST				MISC			
			GS	TK	S	A	TFL	YDS	SK	YDS	QBH	NO	YDS	LG	TD	PD	FF	FR	TD	YDS	TK	S	A	FF	FR	S	A
2022	Chiefs	3	3	10	10	0	0	0	0.0	0.0	1	2	11	10	0	4	0	0	0	0	1	1	0	0	0	0	0
<b>NFL TOTALS</b>		<b>3</b>	<b>3</b>	<b>10</b>	<b>10</b>	<b>0</b>	<b>0</b>	<b>0</b>	<b>0.0</b>	<b>0.0</b>	<b>1</b>	<b>2</b>	<b>11</b>	<b>10</b>	<b>0</b>	<b>4</b>	<b>0</b>	<b>0</b>	<b>0</b>	<b>0</b>	<b>1</b>	<b>1</b>	<b>0</b>	<b>0</b>	<b>0</b>	<b>0</b>	

### 2022 GAME-BY-GAME REGULAR-SEASON STATISTICS (CHIEFS)

DATE	OPPONENT	P/S	TACKLES								INTERCEPTIONS					O. FUMB				ST				MISC		W/L	SCORE	
			TK	S	A	SK	YDS	TFL	YDS	QBH	NO	YDS	LG	TD	PD	FF	FR	TD	YDS	TK	S	A	FF	FR	S			A
09/11	at Cardinals	P	0	0	0	0.0	0.0	0	0	0	0	0	0	0	1	0	0	0	0	2	0	2	0	0	0	0	W	44-21
09/15	Chargers	S	4	3	1	0.0	0.0	0	0	0	1	99	99	1	1	0	0	0	0	0	0	0	0	0	0	0	W	27-24
09/25	at Colts	S	7	6	1	0.0	0.0	1	1	0	0	0	0	0	1	0	0	0	0	0	0	0	0	0	0	L	17-20	
10/02	at Buccaneers	S	5	5	0	0.0	0.0	0	0	0	0	0	0	0	1	0	0	0	0	0	0	0	0	0	0	W	41-31	
10/10	Raiders	P	2	1	1	0.0	0.0	0	0	0	0	0	0	0	0	0	0	0	0	0	0	0	0	0	0	W	30-29	
10/16	Bills	S	6	5	1	0.0	0.0	0	0	0	0	0	0	0	0	0	0	0	0	0	0	0	0	0	0	L	20-24	
10/23	at 49ers	S	6	4	2	0.0	0.0	0	0	0	0	0	0	0	0	0	0	0	0	0	0	0	0	0	0	W	44-23	
11/06	Titans	P	0	0	0	0.0	0.0	0	0	0	0	0	0	0	1	0	0	0	0	0	0	0	0	0	0	W	20-17+	
11/13	Jaguars	P	1	1	0	0.0	0.0	0	0	0	0	0	0	0	0	0	0	0	0	0	0	0	0	0	0	W	27-17	
11/20	at Chargers	P	2	2	0	0.0	0.0	1	2	0	0	0	0	0	0	0	0	0	0	0	0	0	0	0	0	W	30-27	
11/27	Rams	P	0	0	0	0.0	0.0	0	0	0	0	0	0	0	0	0	0	0	0	0	0	0	0	0	0	W	26-10	
12/04	at Bengals		DID NOT PLAY																									
12/11	at Broncos	P	3	1	2	0.0	0.0	0	0	0	0	0	0	0	0	0	0	0	0	0	0	0	0	0	0	W	34-28	
12/18	at Texans	P	0	0	0	0.0	0.0	0	0	0	0	0	0	0	1	0	0	0	0	0	0	0	0	0	0	W	30-24+	
12/24	Seahawks	P	2	2	0	0.0	0.0	1	1	0	0	0	0	0	0	0	0	0	0	0	0	0	0	0	0	W	24-10	
01/01	Broncos	S	7	6	1	0.0	0.0	0	0	0	0	0	0	0	0	0	0	0	0	0	0	0	0	0	0	W	27-24	
01/07	at Raiders	P	1	1	0	0.0	0.0	0	0	0	0	0	0	0	0	0	0	0	0	1	0	1	0	0	0	W	31-13	
<b>2022 TOTALS</b>		<b>16-6</b>	<b>46</b>	<b>37</b>	<b>9</b>	<b>0.0</b>	<b>0.0</b>	<b>3</b>	<b>4</b>	<b>0</b>	<b>1</b>	<b>99</b>	<b>99t</b>	<b>1</b>	<b>6</b>	<b>0</b>	<b>0</b>	<b>0</b>	<b>0</b>	<b>3</b>	<b>0</b>	<b>3</b>	<b>0</b>	<b>0</b>	<b>0</b>	<b>0</b>	<b>14-3</b>	

+ - Overtime

### 2022 GAME-BY-GAME POSTSEASON STATISTICS (CHIEFS)


DATE	OPPONENT	P/S	TACKLES								INTERCEPTIONS					O. FUMB				ST				MISC		W/L	SCORE	
			TK	S	A	SK	YDS	TFL	YDS	QBH	NO	YDS	LG	TD	PD	FF	FR	TD	YDS	TK	S	A	FF	FR	S			A
01/21	Jaguars	S	3	3	0	0.0	0.0	0	0	1	1	1	1	0	2	0	0	0	0	1	1	0	0	0	0	0	W	27-20
01/29	Bengals	S	4	4	0	0.0	0.0	0	0	0	1	10	10	0	2	0	0	0	0	0	0	0	0	0	0	0	W	23-20
02/12	at Eagles	S	3	3	0	0.0	0.0	0	0	0	0	0	0	0	0	0	0	0	0	0	0	0	0	0	0	W	38-35	
<b>2022 TOTALS</b>		<b>3-3</b>	<b>10</b>	<b>10</b>	<b>0</b>	<b>0.0</b>	<b>0.0</b>	<b>0</b>	<b>0</b>	<b>1</b>	<b>2</b>	<b>11</b>	<b>10</b>	<b>0</b>	<b>4</b>	<b>0</b>	<b>0</b>	<b>0</b>	<b>0</b>	<b>1</b>	<b>1</b>	<b>0</b>	<b>0</b>	<b>0</b>	<b>0</b>	<b>0</b>	<b>3-0</b>	



# UPDATED PLAYER BIOS



## JUSTIN WATSON



**WIDE RECEIVER #84**  
**PENNSYLVANIA**

**6<sup>TH</sup>** YEAR IN THE NFL

**2<sup>ND</sup>** YEAR WITH THE CHIEFS

HEIGHT: 6'2"  
WEIGHT: 215 LBS  
DRAFTED: FA-22  
BIRTHDAY: 4/4/96

### JUSTIN WATSON'S NFL REGULAR SEASON RUSHING/RECEIVING STATISTICS

DATE	TEAM	GP	GS	RECEIVING					RUSHING				
				NO.	YDS.	AVG.	LG	TD	NO.	YDS.	AVG.	LG	TD
2018	Buccaneers	12	0	1	5	5.0	5	0	0	0	0.0	0	0
2019	Buccaneers	16	2	15	159	10.6	17t	2	0	0	0.0	0	0
2020	Buccaneers	11	2	7	94	13.4	36	0	0	0	0.0	0	0
2021	Buccaneers	1	0	0	0	0.0	0	0	0	0	0.0	0	0
2022	Chiefs	17	5	15	315	21.0	67	2	0	0	0.0	0	0
<b>NFL TOTALS</b>		<b>57</b>	<b>9</b>	<b>38</b>	<b>573</b>	<b>15.1</b>	<b>67</b>	<b>4</b>	<b>0</b>	<b>0</b>	<b>0.0</b>	<b>0</b>	<b>0</b>

### JUSTIN WATSON'S NFL POSTSEASON RUSHING/RECEIVING STATISTICS

DATE	TEAM	GP	GS	RECEIVING					RUSHING				
				NO.	YDS.	AVG.	LG	TD	NO.	YDS.	AVG.	LG	TD
2020	Buccaneers	1	0	0	0	0.0	0	0	0	0	0.0	0	0
2021	Buccaneers	0	0	0	0	0.0	0	0	0	0	0.0	0	0
2022	Chiefs	2	0	3	30	10.0	12	0	0	0	0.0	0	0
<b>NFL TOTALS</b>		<b>3</b>	<b>0</b>	<b>3</b>	<b>30</b>	<b>10.0</b>	<b>12</b>	<b>0</b>	<b>0</b>	<b>0</b>	<b>0.0</b>	<b>0</b>	<b>0</b>

### JUSTIN WATSON'S NFL REGULAR SEASON RETURN STATISTICS

DATE	TEAM	KICKOFF RETURNS					PUNT RETURNS					
		RET.	YDS.	AVG.	LG	TD	NO.	FC	YDS.	AVG.	LG	TD
2018	Buccaneers	0	0	0.0	0	0	0	0	0	0.0	0	0
2019	Buccaneers	0	0	0.0	0	0	2	5	3	1.5	7	0
2020	Buccaneers	2	19	9.5	13	0	0	0	0	0.0	0	0
2021	Buccaneers	0	0	0.0	0	0	0	0	0	0.0	0	0
2022	Chiefs	0	0	0.0	0	0	5	3	39	7.8	17	0
<b>NFL TOTALS</b>		<b>2</b>	<b>19</b>	<b>9.5</b>	<b>13</b>	<b>0</b>	<b>7</b>	<b>8</b>	<b>42</b>	<b>6.0</b>	<b>17</b>	<b>0</b>

### JUSTIN WATSON'S NFL POSTSEASON RETURN STATISTICS

DATE	TEAM	KICKOFF RETURNS					PUNT RETURNS					
		RET.	YDS.	AVG.	LG	TD	NO.	FC	YDS.	AVG.	LG	TD
2020	Buccaneers	0	0	0.0	0	0	0	0	0	0.0	0	0
2021	Buccaneers	0	0	0.0	0	0	0	0	0	0.0	0	0
2022	Chiefs	0	0	0.0	0	0	0	0	0	0.0	0	0
<b>NFL TOTALS</b>		<b>0</b>	<b>0</b>	<b>0.0</b>	<b>0</b>	<b>0</b>	<b>0</b>	<b>0</b>	<b>0</b>	<b>0.0</b>	<b>0</b>	<b>0</b>



# UPDATED PLAYER BIOS

## 2022 GAME-BY-GAME REGULAR-SEASON STATISTICS (CHIEFS)

DATE	OPPONENT	P/S	RECEIVING						RUSHING						W/L	SCORE
			NO.	YDS.	AVG.	LG	TD	NO.	YDS.	AVG.	LG	TD				
09/11	at Cardinals	P	0	0	0.0	0	0	0	0	0	0.0	0	0	W	44-21	
09/15	Chargers	P	2	50	25.0	41t	1	0	0	0.0	0	0	W	27-24		
09/25	at Colts	P	0	0	0.0	0	0	0	0	0.0	0	0	L	17-20		
10/02	at Buccaneers	P	0	0	0.0	0	0	0	0	0.0	0	0	W	41-31		
10/10	Raiders	P	1	10	10.0	10	0	0	0	0.0	0	0	W	30-29		
10/16	Bills	P	0	0	0.0	0	0	0	0	0.0	0	0	L	20-24		
10/23	at 49ers	P	1	4	4.0	4t	1	0	0	0.0	0	0	W	44-23		
11/06	Titans	P	2	37	18.5	31	0	0	0	0.0	0	0	W	20-17+		
11/13	Jaguars	P	1	12	12.0	12	0	0	0	0.0	0	0	W	27-17		
11/20	at Chargers	S	3	67	22.3	29	0	0	0	0.0	0	0	W	30-27		
11/27	Rams	S	2	26	13.0	14	0	0	0	0.0	0	0	W	26-10		
12/04	at Bengals	S	1	15	15.0	15	0	0	0	0.0	0	0	L	24-27		
12/11	at Broncos	S	0	0	0.0	0	0	0	0	0.0	0	0	W	34-28		
12/18	at Texans	P	0	0	0.0	0	0	0	0	0.0	0	0	W	30-24+		
12/24	Seahawks	S	0	0	0.0	0	0	0	0	0.0	0	0	W	24-10		
01/01	Broncos	P	1	27	27.0	27	0	0	0	0.0	0	0	W	27-24		
01/07	at Raiders	P	1	67	67.0	67	0	0	0	0.0	0	0	W	31-13		
<b>2022 TOTALS</b>		<b>17-5</b>	<b>15</b>	<b>315</b>	<b>21.0</b>	<b>67</b>	<b>2</b>	<b>0</b>	<b>0</b>	<b>0.0</b>	<b>0</b>	<b>0</b>	<b>14-3</b>			

+ - Overtime


## 2022 GAME-BY-GAME POSTSEASON STATISTICS (CHIEFS)

DATE	OPPONENT	P/S	RECEIVING						RUSHING						W/L	SCORE
			NO.	YDS.	AVG.	LG	TD	NO.	YDS.	AVG.	LG	TD				
01/21	Jaguars	P	1	12	12.0	12	0	0	0	0.0	0	0	W	27-20		
01/29	Bengals												W	23-20		
02/12	at Eagles	P	2	18	9.0	12	0	0	0	0.0	0	0	W	38-35		
<b>2022 TOTALS</b>		<b>2-0</b>	<b>3</b>	<b>30</b>	<b>10.0</b>	<b>12</b>	<b>0</b>	<b>0</b>	<b>0</b>	<b>0.0</b>	<b>0</b>	<b>0</b>	<b>3-0</b>			



# TERSRAWN WHARTON

**DEFENSIVE TACKLE #98**  
**MISSOURI S&T**



**4TH** YEAR IN THE NFL

**4TH** YEAR WITH THE CHIEFS

HEIGHT: 6'1"  
WEIGHT: 280 LBS  
DRAFTED: CFA-20  
BIRTHDAY: 6/25/98

## TERSRAWN WHARTON'S NFL REGULAR SEASON DEFENSIVE STATISTICS

DATE	TEAM	GP	GS	TACKLES					INTERCEPTIONS					O. FUMB				ST			MISC						
				TK	S	A	TFL	YDS	SK	YDS	QBH	NO	YDS	LG	TD	PD	FF	FR	TD	YDS	TK	S	A	FF	FR	S	A
2020	Chiefs	16	1	27	14	13	4	13	2.0	13.0	4	0	0	0	0	0	1	1	0	-3	0	0	0	0	0	0	0
2021	Chiefs	17	1	29	13	16	0	0	2.0	18.0	2	1	0	0	0	1	2	0	0	0	0	0	0	0	0	0	0
2022	Chiefs	5	0	8	4	4	1	8	1.0	8.0	4	0	0	0	0	0	0	0	0	0	0	0	0	0	0	0	
<b>NFL TOTALS</b>		<b>38</b>	<b>2</b>	<b>64</b>	<b>31</b>	<b>33</b>	<b>5</b>	<b>21</b>	<b>5.0</b>	<b>39.0</b>	<b>10</b>	<b>1</b>	<b>0</b>	<b>0</b>	<b>0</b>	<b>1</b>	<b>3</b>	<b>1</b>	<b>0</b>	<b>-3</b>	<b>0</b>	<b>0</b>	<b>0</b>	<b>0</b>	<b>0</b>	<b>0</b>	<b>0</b>

## TERSRAWN WHARTON'S NFL POSTSEASON DEFENSIVE STATISTICS

DATE	TEAM	GP	GS	TACKLES					INTERCEPTIONS					O. FUMB				ST			MISC						
				TK	S	A	TFL	YDS	SK	YDS	QBH	NO	YDS	LG	TD	PD	FF	FR	TD	YDS	TK	S	A	FF	FR	S	A
2020	Chiefs	3	0	4	0	4	0	0	0.0	0.0	2	0	0	0	0	0	0	0	0	0	0	0	0	0	0	0	0
2021	Chiefs	3	0	1	1	0	1	11	1.0	11.0	1	0	0	0	0	1	0	0	0	0	0	0	0	0	0	0	0
2022	Chiefs	0	0	0	0	0	0	0	0.0	0.0	0	0	0	0	0	0	0	0	0	0	0	0	0	0	0	0	0
<b>NFL TOTALS</b>		<b>6</b>	<b>0</b>	<b>5</b>	<b>1</b>	<b>4</b>	<b>1</b>	<b>11</b>	<b>1.0</b>	<b>11.0</b>	<b>3</b>	<b>0</b>	<b>0</b>	<b>0</b>	<b>0</b>	<b>1</b>	<b>0</b>	<b>0</b>	<b>0</b>	<b>0</b>	<b>0</b>	<b>0</b>	<b>0</b>	<b>0</b>	<b>0</b>	<b>0</b>	<b>0</b>



# UPDATED PLAYER BIOS

## 2022 GAME-BY-GAME REGULAR-SEASON STATISTICS (CHIEFS)

DATE	OPPONENT	P/S	TACKLES								INTERCEPTIONS					O. FUMB				ST				MISC		W/L	SCORE		
			TK	S	A	SK	YDS	TFL	YDS	QBH	NO	YDS	LG	TD	PD	FF	FR	TD	YDS	TK	S	A	FF	FR	S			A	
09/11	at Cardinals	P	1	1	0	1.0	8.0	1	8	2	0	0	0	0	0	0	0	0	0	0	0	0	0	0	0	0	0	W	44-21
09/15	Chargers	P	3	0	3	0.0	0.0	0	0	0	0	0	0	0	0	0	0	0	0	0	0	0	0	0	0	0	W	27-24	
09/25	at Colts	P	2	2	0	0.0	0.0	0	0	0	0	0	0	0	0	0	0	0	0	0	0	0	0	0	0	L	17-20		
10/02	at Buccaneers	P	2	1	1	0.0	0.0	0	0	2	0	0	0	0	0	0	0	0	0	0	0	0	0	0	0	W	41-31		
10/10	Raiders	P	0	0	0	0.0	0.0	0	0	0	0	0	0	0	0	0	0	0	0	0	0	0	0	0	0	W	30-29		
10/16	Bills																									L	20-24		
10/23	at 49ers																									W	44-23		
11/06	Titans																									W	20-17+		
11/13	Jaguars																									W	27-17		
11/20	at Chargers																									W	30-27		
11/27	Rams																									W	26-10		
12/04	at Bengals																									L	24-27		
12/11	at Broncos																									W	34-28		
12/18	at Texans																									W	30-24+		
12/24	Seahawks																									W	24-10		
01/01	Broncos																									W	27-24		
01/07	at Raiders																									W	31-13		
<b>2022 TOTALS</b>			<b>5-0</b>		<b>8</b>	<b>4</b>	<b>4</b>	<b>1.0</b>	<b>8.0</b>	<b>1</b>	<b>8</b>	<b>4</b>	<b>0</b>	<b>0</b>	<b>0</b>	<b>0</b>	<b>0</b>	<b>0</b>	<b>0</b>	<b>0</b>	<b>0</b>	<b>0</b>	<b>0</b>	<b>0</b>	<b>0</b>	<b>0</b>	<b>0</b>	<b>0</b>	<b>14-3</b>

+ - Overtime

## 2022 GAME-BY-GAME POSTSEASON STATISTICS (CHIEFS)

DATE	OPPONENT	P/S	TACKLES								INTERCEPTIONS					O. FUMB				ST				MISC		W/L	SCORE		
			TK	S	A	SK	YDS	TFL	YDS	QBH	NO	YDS	LG	TD	PD	FF	FR	TD	YDS	TK	S	A	FF	FR	S			A	
01/21	Jaguars																										W	27-20	
01/29	Bengals																										W	23-20	
02/12	at Eagles																										W	38-35	
<b>2022 TOTALS</b>			<b>0</b>	<b>0</b>	<b>0</b>	<b>0.0</b>	<b>0.0</b>	<b>0</b>	<b>0</b>	<b>0</b>	<b>0</b>	<b>0</b>	<b>0</b>	<b>0</b>	<b>0</b>	<b>0</b>	<b>0</b>	<b>0</b>	<b>0</b>	<b>0</b>	<b>0</b>	<b>0</b>	<b>0</b>	<b>0</b>	<b>0</b>	<b>0</b>	<b>0</b>	<b>0</b>	<b>3-0</b>



# CHRIS WILLIAMS

**DEFENSIVE TACKLE #70**  
**WAGNER**



**2<sup>ND</sup>** YEAR IN THE NFL

**1<sup>ST</sup>** YEAR WITH THE CHIEFS

HEIGHT: 6'3"  
WEIGHT: 302 LBS  
DRAFTED: FA-23  
BIRTHDAY: 6/16/98

## CHRIS WILLIAMS' NFL REGULAR SEASON DEFENSIVE STATISTICS

DATE	TEAM	GP	GS	TACKLES								INTERCEPTIONS					O. FUMB				ST				MISC			
				TK	S	A	TFL	YDS	SK	YDS	QBH	NO	YDS	LG	TD	PD	FF	FR	TD	YDS	TK	S	A	FF	FR	S	A	
2020	Colts	0	0	0	0	0	0	0	0	0.0	0.0	0	0	0	0	0	0	0	0	0	0	0	0	0	0	0	0	0
2021	Colts	8	0	4	2	2	0	0	0.0	0.0	0	0	0	0	0	0	0	0	0	0	0	0	0	0	0	0	0	0
2022	Colts	5	0	2	1	1	0	0	0.0	0.0	1	0	0	0	0	0	0	0	0	0	0	0	0	0	0	0	0	0
<b>NFL TOTALS</b>		<b>13</b>	<b>0</b>	<b>6</b>	<b>3</b>	<b>3</b>	<b>0</b>	<b>0</b>	<b>0.0</b>	<b>0.0</b>	<b>1</b>	<b>0</b>	<b>0</b>	<b>0</b>	<b>0</b>	<b>0</b>	<b>0</b>	<b>0</b>	<b>0</b>	<b>0</b>	<b>0</b>	<b>0</b>	<b>0</b>	<b>0</b>	<b>0</b>	<b>0</b>	<b>0</b>	<b>0</b>

## CHRIS WILLIAMS' NFL POSTSEASON DEFENSIVE STATISTICS

DATE	TEAM	GP	GS	TACKLES								INTERCEPTIONS					O. FUMB				ST				MISC				
				TK	S	A	TFL	YDS	SK	YDS	QBH	NO	YDS	LG	TD	PD	FF	FR	TD	YDS	TK	S	A	FF	FR	S	A		
2020	Colts	0	0	0	0	0	0	0	0	0.0	0.0	0	0	0	0	0	0	0	0	0	0	0	0	0	0	0	0	0	0
<b>NFL TOTALS</b>		<b>0</b>	<b>0</b>	<b>0</b>	<b>0</b>	<b>0</b>	<b>0</b>	<b>0</b>	<b>0</b>	<b>0.0</b>	<b>0.0</b>	<b>0</b>	<b>0</b>	<b>0</b>	<b>0</b>	<b>0</b>	<b>0</b>	<b>0</b>	<b>0</b>	<b>0</b>	<b>0</b>	<b>0</b>	<b>0</b>	<b>0</b>	<b>0</b>	<b>0</b>	<b>0</b>	<b>0</b>	<b>0</b>




# UPDATED PLAYER BIOS

## 2022 GAME-BY-GAME REGULAR-SEASON STATISTICS (COLTS)

DATE	OPPONENT	P/S	TACKLES								INTERCEPTIONS					O. FUMB			ST				MISC		W/L	SCORE			
			TK	S	A	SK	YDS	TFL	YDS	QBH	NO	YDS	LG	TD	PD	FF	FR	TD	YDS	TK	S	A	FF	FR			S	A	
09/11	at Texans																										T	20-20	
09/18	at Jaguars																										L	0-24	
09/25	Chiefs																										W	20-17	
10/02	Titans																										L	17-24	
10/06	at Broncos	P	0	0	0	0.0	0.0	0	0	1	0	0	0	0	0	0	0	0	0	0	0	0	0	0	0	0	0	W	12-9+
10/16	Jaguars	P	1	1	0	0.0	0.0	0	0	0	0	0	0	0	0	0	0	0	0	0	0	0	0	0	0	0	0	W	34-27
10/23	at Titans	P	0	0	0	0.0	0.0	0	0	0	0	0	0	0	0	0	0	0	0	0	0	0	0	0	0	0	L	10-19	
10/30	Commanders																									L	16-17		
11/06	at Patriots																									L	3-26		
11/13	at Raiders																									W	25-20		
11/20	Eagles																									L	16-17		
11/28	Steelers	P	0	0	0	0.0	0.0	0	0	0	0	0	0	0	0	0	0	0	0	0	0	0	0	0	0	0	L	17-24	
12/04	at Cowboys																									L	19-54		
12/17	at Vikings																									L	36-39+		
12/26	Chargers																									L	3-20		
01/01	at Giants	P	1	0	1	0.0	0.0	0	0	0	0	0	0	0	0	0	0	0	0	0	0	0	0	0	0	0	L	10-38	
01/08	Texans																									L	31-32		
<b>2022 TOTALS</b>		<b>5-0</b>	<b>2</b>	<b>1</b>	<b>1</b>	<b>0.0</b>	<b>0.0</b>	<b>0</b>	<b>0</b>	<b>1</b>	<b>0</b>	<b>0</b>	<b>0</b>	<b>0</b>	<b>0</b>	<b>0</b>	<b>0</b>	<b>0</b>	<b>0</b>	<b>0</b>	<b>0</b>	<b>0</b>	<b>0</b>	<b>0</b>	<b>0</b>	<b>0</b>	<b>4-12-1</b>		

+ - Overtime



# JOSHUA WILLIAMS

**CORNERBACK #2**  
FAYETTEVILLE STATE



**2<sup>ND</sup>** YEAR IN THE NFL

**2<sup>ND</sup>** YEAR WITH THE CHIEFS

HEIGHT: **6'3"**  
WEIGHT: **193 LBS**  
DRAFTED: **D4-22**  
BIRTHDAY: **10/17/99**

### JOSHUA WILLIAMS' NFL REGULAR SEASON DEFENSIVE STATISTICS

DATE	TEAM	GP	GS	TACKLES								INTERCEPTIONS					O. FUMB			ST				MISC		
				TK	S	A	TFL	YDS	SK	YDS	QBH	NO	YDS	LG	TD	PD	FF	FR	TD	YDS	TK	S	A	FF	FR	S
2022	Chiefs	17	4	39	28	11	1	2	0.0	0.0	0	1	7	7	0	7	0	0	0	0	1	1	0	0	0	0
<b>NFL TOTALS</b>		<b>17</b>	<b>4</b>	<b>39</b>	<b>28</b>	<b>11</b>	<b>1</b>	<b>2</b>	<b>0.0</b>	<b>0.0</b>	<b>0</b>	<b>1</b>	<b>7</b>	<b>7</b>	<b>0</b>	<b>7</b>	<b>0</b>	<b>0</b>	<b>0</b>	<b>0</b>	<b>1</b>	<b>1</b>	<b>0</b>	<b>0</b>	<b>0</b>	<b>0</b>

### JOSHUA WILLIAMS' NFL POSTSEASON DEFENSIVE STATISTICS

DATE	TEAM	GP	GS	TACKLES								INTERCEPTIONS					O. FUMB			ST				MISC		
				TK	S	A	TFL	YDS	SK	YDS	QBH	NO	YDS	LG	TD	PD	FF	FR	TD	YDS	TK	S	A	FF	FR	S
2022	Chiefs	3	0	8	6	2	0	0	0.0	0.0	0	1	-4	0	0	1	0	0	0	0	1	1	0	0	0	0
<b>NFL TOTALS</b>		<b>3</b>	<b>0</b>	<b>8</b>	<b>6</b>	<b>2</b>	<b>0</b>	<b>0</b>	<b>0.0</b>	<b>0.0</b>	<b>0</b>	<b>1</b>	<b>-4</b>	<b>0</b>	<b>0</b>	<b>1</b>	<b>0</b>	<b>0</b>	<b>0</b>	<b>0</b>	<b>1</b>	<b>1</b>	<b>0</b>	<b>0</b>	<b>0</b>	<b>0</b>

# UPDATED PLAYER BIOS

## 2022 GAME-BY-GAME REGULAR-SEASON STATISTICS (CHIEFS)

DATE	OPPONENT	P/S	TACKLES							INTERCEPTIONS					O. FUMB				ST				MISC		W/L	SCORE							
			TK	S	A	SK	YDS	TFL	YDS	QBH	NO	YDS	LG	TD	PD	FF	FR	TD	YDS	TK	S	A	FF	FR			S	A					
09/11	at Cardinals	P	1	1	0	0.0	0.0	0	0	0	0	0	0	0	0	0	0	0	0	0	0	0	0	0	0	W	44-21						
09/15	Chargers	P	0	0	0	0.0	0.0	0	0	0	0	0	0	0	0	0	0	0	0	0	0	0	0	0	0	W	27-24						
09/25	at Colts	P	0	0	0	0.0	0.0	0	0	0	0	0	0	0	0	0	0	0	0	0	0	0	0	0	0	L	17-20						
10/02	at Buccaneers	P	0	0	0	0.0	0.0	0	0	0	0	0	0	0	0	0	0	0	0	0	0	0	0	0	0	W	41-31						
10/10	Raiders	P	0	0	0	0.0	0.0	0	0	0	0	0	0	0	0	0	0	0	0	0	0	0	0	0	0	W	30-29						
10/16	Bills	P	9	6	3	0.0	0.0	0	0	0	0	0	0	0	0	1	0	0	0	0	0	0	0	0	0	L	20-24						
10/23	at 49ers	P	1	1	0	0.0	0.0	0	0	0	0	1	7	7	0	3	0	0	0	0	0	0	0	0	0	W	44-23						
11/06	Titans	P	2	2	0	0.0	0.0	1	2	0	0	0	0	0	0	0	0	0	0	0	0	0	0	0	0	W	20-17+						
11/13	Jaguars	S	4	4	0	0.0	0.0	0	0	0	0	0	0	0	0	0	0	0	0	0	0	0	0	0	0	W	27-17						
11/20	at Chargers	P	6	4	2	0.0	0.0	0	0	0	0	0	0	0	0	0	0	0	0	0	0	0	1	1	0	0	W	30-27					
11/27	Rams	S	2	1	1	0.0	0.0	0	0	0	0	0	0	0	0	1	0	0	0	0	0	0	0	0	0	W	26-10						
12/04	at Bengals	S	7	6	1	0.0	0.0	0	0	0	0	0	0	0	0	0	0	0	0	0	0	0	0	0	0	L	24-27						
12/11	at Broncos	P	4	1	3	0.0	0.0	0	0	0	0	0	0	0	0	0	0	0	0	0	0	0	0	0	0	W	34-28						
12/18	at Texans	S	1	1	0	0.0	0.0	0	0	0	0	0	0	0	0	1	0	0	0	0	0	0	0	0	0	W	30-24+						
12/24	Seahawks	P	2	1	1	0.0	0.0	0	0	0	0	0	0	0	0	1	0	0	0	0	0	0	0	0	0	W	24-10						
01/01	Broncos	P	0	0	0	0.0	0.0	0	0	0	0	0	0	0	0	0	0	0	0	0	0	0	0	0	0	W	27-24						
01/07	at Raiders	P	0	0	0	0.0	0.0	0	0	0	0	0	0	0	0	0	0	0	0	0	0	0	0	0	0	W	31-13						
<b>2022 TOTALS</b>			<b>17-4</b>	<b>39</b>	<b>28</b>	<b>11</b>	<b>0.0</b>	<b>0.0</b>	<b>1</b>	<b>2</b>	<b>0</b>	<b>1</b>	<b>7</b>	<b>7</b>	<b>0</b>	<b>7</b>	<b>0</b>	<b>0</b>	<b>0</b>	<b>0</b>	<b>0</b>	<b>1</b>	<b>1</b>	<b>0</b>	<b>0</b>	<b>0</b>	<b>0</b>	<b>0</b>	<b>0</b>	<b>0</b>	<b>0</b>	<b>0</b>	<b>14-3</b>

+ - Overtime

## 2022 GAME-BY-GAME POSTSEASON STATISTICS (CHIEFS)

DATE	OPPONENT	P/S	TACKLES							INTERCEPTIONS					O. FUMB				ST				MISC		W/L	SCORE							
			TK	S	A	SK	YDS	TFL	YDS	QBH	NO	YDS	LG	TD	PD	FF	FR	TD	YDS	TK	S	A	FF	FR			S	A					
01/21	Jaguars	P	0	0	0	0.0	0.0	0	0	0	0	0	0	0	0	0	0	0	0	0	0	0	0	0	0	0	W	27-20					
01/29	Bengals	P	4	3	1	0.0	0.0	0	0	0	0	1	-4	-4	0	1	0	0	0	0	0	0	0	0	0	0	W	23-20					
02/12	at Eagles	P	4	3	1	0.0	0.0	0	0	0	0	0	0	0	0	0	0	0	0	0	0	0	0	0	0	W	38-35						
<b>2022 TOTALS</b>			<b>3-0</b>	<b>8</b>	<b>6</b>	<b>2</b>	<b>0.0</b>	<b>0.0</b>	<b>0</b>	<b>0</b>	<b>0</b>	<b>0</b>	<b>1</b>	<b>-4</b>	<b>-4</b>	<b>0</b>	<b>1</b>	<b>0</b>	<b>0</b>	<b>0</b>	<b>0</b>	<b>0</b>	<b>1</b>	<b>1</b>	<b>0</b>	<b>0</b>	<b>0</b>	<b>0</b>	<b>0</b>	<b>0</b>	<b>0</b>	<b>0</b>	<b>3-0</b>



**JAMES WINCHESTER**

**LONG SNAPPER #41**  
**OKLAHOMA**



**9TH** YEAR IN THE NFL

**9TH** YEAR WITH THE CHIEFS

HEIGHT: 6'3"  
WEIGHT: 209 LBS  
DRAFTED: FA-15  
BIRTHDAY: 8/6/89

## JAMES WINCHESTER'S NFL REGULAR SEASON STATISTICS

DATE	TEAM	GP
2015	Chiefs	16
2016	Chiefs	16
2017	Chiefs	16
2018	Chiefs	16
2019	Chiefs	16
2020	Chiefs	16
2021	Chiefs	17
2022	Chiefs	17
<b>NFL TOTALS</b>		<b>130</b>



# UPDATED PLAYER BIOS

## JAMES WINCHESTER'S NFL POSTSEASON STATISTICS

DATE	TEAM	GP
2015	Chiefs	2
2016	Chiefs	1
2017	Chiefs	1
2018	Chiefs	2
2019	Chiefs	3
2020	Chiefs	3
2021	Chiefs	3
2022	Chiefs	3
<b>NFL TOTALS</b>		<b>18</b>

## 2022 GAME-BY-GAME REGULAR-SEASON STATISTICS (CHIEFS)

DATE	OPPONENT		W/L	SCORE
09/11	at Cardinals	P	W	44-21
09/15	Chargers	P	W	27-24
09/25	at Colts	P	L	17-20
10/02	at Buccaneers	P	W	41-31
10/10	Raiders	P	W	30-29
10/16	Bills	P	L	20-24
10/23	at 49ers	P	W	44-23
11/06	Titans	P	W	20-17+
11/13	Jaguars	P	W	27-17
11/20	at Chargers	P	W	30-27
11/27	Rams	P	W	26-10
12/04	at Bengals	P	L	24-27
12/11	at Broncos	P	W	34-28
12/18	at Texans	P	W	30-24+
12/24	Seahawks	P	W	24-10
01/01	Broncos	P	W	27-24
01/07	at Raiders	P	W	31-13
<b>2022 TOTALS</b>		<b>17</b>	<b>14-3</b>	

+ - Overtime

## 2022 GAME-BY-GAME POSTSEASON STATISTICS (CHIEFS)

DATE	OPPONENT		W/L	SCORE
01/21	Jaguars	P	W	27-20
01/29	Bengals	P	W	23-20
02/12	at Eagles	P	W	38-35
<b>2022 TOTALS</b>		<b>3</b>	<b>3-0</b>	



**DANIEL  
WISE**

**DEFENSIVE END #96**  
**KANSAS**



**3<sup>RD</sup>** YEAR IN  
THE NFL

**1<sup>ST</sup>** YEAR WITH  
THE CHIEFS

HEIGHT: 6'3"  
WEIGHT: 285 LBS  
DRAFTED: FA-22  
BIRTHDAY: 1/16/96



# UPDATED PLAYER BIOS

## DANIEL WISE'S NFL REGULAR SEASON DEFENSIVE STATISTICS

DATE	TEAM	GP	TACKLES										INTERCEPTIONS					O. FUMB				ST				MISC	
			GS	TK	S	A	TFL	YDS	SK	YDS	QBH	NO	YDS	LG	TD	PD	FF	FR	TD	YDS	TK	S	A	FF	FR	S	A
2019	Cowboys	0	0	0	0	0	0	0	0.0	0.0	0	0	0	0	0	0	0	0	0	0	0	0	0	0	0	0	0
2021	Football Team	6	1	10	5	5	1	2	0.0	0.0	1	0	0	0	0	0	0	0	0	0	0	0	0	0	0	0	
2022	Commanders	11	1	1	0	1	0	0	0.0	0.0	0	0	0	0	0	0	0	0	0	0	0	0	0	0	0	0	
Went from <b>Washington</b> to <b>Kansas City</b> .																											
2022	Chiefs	0	0	0	0	0	0	0	0.0	0.0	0	0	0	0	0	0	0	0	0	0	0	0	0	0	0	0	
2022	<b>TOTAL</b>	<b>11</b>	<b>1</b>	<b>1</b>	<b>0</b>	<b>1</b>	<b>0</b>	<b>0</b>	<b>0.0</b>	<b>0.0</b>	<b>0</b>	<b>0</b>	<b>0</b>	<b>0</b>	<b>0</b>	<b>0</b>	<b>0</b>	<b>0</b>	<b>0</b>	<b>0</b>	<b>0</b>	<b>0</b>	<b>0</b>	<b>0</b>	<b>0</b>	<b>0</b>	
<b>NFL TOTALS</b>		<b>17</b>	<b>2</b>	<b>11</b>	<b>5</b>	<b>6</b>	<b>1</b>	<b>2</b>	<b>0.0</b>	<b>0.0</b>	<b>1</b>	<b>0</b>	<b>0</b>	<b>0</b>	<b>0</b>	<b>0</b>	<b>0</b>	<b>0</b>	<b>0</b>	<b>0</b>	<b>0</b>	<b>0</b>	<b>0</b>	<b>0</b>	<b>0</b>	<b>0</b>	

## DANIEL WISE'S NFL POSTSEASON DEFENSIVE STATISTICS

DATE	TEAM	GP	TACKLES										INTERCEPTIONS					O. FUMB				ST				MISC	
			GS	TK	S	A	TFL	YDS	SK	YDS	QBH	NO	YDS	LG	TD	PD	FF	FR	TD	YDS	TK	S	A	FF	FR	S	A
2022	Chiefs	0	0	0	0	0	0	0	0.0	0.0	0	0	0	0	0	0	0	0	0	0	0	0	0	0	0	0	
<b>NFL TOTALS</b>		<b>0</b>	<b>0</b>	<b>0</b>	<b>0</b>	<b>0</b>	<b>0</b>	<b>0</b>	<b>0.0</b>	<b>0.0</b>	<b>0</b>	<b>0</b>	<b>0</b>	<b>0</b>	<b>0</b>	<b>0</b>	<b>0</b>	<b>0</b>	<b>0</b>	<b>0</b>	<b>0</b>	<b>0</b>	<b>0</b>	<b>0</b>	<b>0</b>	<b>0</b>	

## 2022 GAME-BY-GAME REGULAR-SEASON STATISTICS (COMMANDERS/CHIEFS)

DATE	OPPONENT	P/S	TACKLES										INTERCEPTIONS					O. FUMB				ST				MISC		W/L	SCORE	
			TK	S	A	SK	YDS	TFL	YDS	QBH	NO	YDS	LG	TD	PD	FF	FR	TD	YDS	TK	S	A	FF	FR	S	A				
09/11	Jaguars	P	0	0	0	0.0	0.0	0	0	0	0	0	0	0	0	0	0	0	0	0	0	0	0	0	0	0	W	28-22		
09/18	at Lions	S	1	0	1	0.0	0.0	0	0	0	0	0	0	0	0	0	0	0	0	0	0	0	0	0	0	L	27-36			
09/25	Eagles		INACTIVE																										L	8-24
10/02	at Cowboys		INACTIVE																										L	10-25
10/09	Titans	P	0	0	0	0.0	0.0	0	0	0	0	0	0	0	0	0	0	0	0	0	0	0	0	0	0	L	17-21			
10/13	at Bears	P	0	0	0	0.0	0.0	0	0	0	0	0	0	0	0	0	0	0	0	0	0	0	0	0	0	W	12-7			
10/23	Packers	P	0	0	0	0.0	0.0	0	0	0	0	0	0	0	0	0	0	0	0	0	0	0	0	0	0	W	23-21			
10/30	at Colts	P	0	0	0	0.0	0.0	0	0	0	0	0	0	0	0	0	0	0	0	0	0	0	0	0	0	W	17-16			
11/06	Vikings	P	0	0	0	0.0	0.0	0	0	0	0	0	0	0	0	0	0	0	0	0	0	0	0	0	0	L	17-20			
11/14	at Eagles	P	0	0	0	0.0	0.0	0	0	0	0	0	0	0	0	0	0	0	0	0	0	0	0	0	0	W	32-21			
11/20	at Texans	P	0	0	0	0.0	0.0	0	0	0	0	0	0	0	0	0	0	0	0	0	0	0	0	0	0	W	23-10			
11/27	Falcons	P	0	0	0	0.0	0.0	0	0	0	0	0	0	0	0	0	0	0	0	0	0	0	0	0	0	W	19-13			
12/04	at Giants		DID NOT PLAY																										T	20-20
12/18	Giants	P	0	0	0	0.0	0.0	0	0	0	0	0	0	0	0	0	0	0	0	0	0	0	0	0	0	L	12-20			
12/24	at 49ers		INACTIVE																										L	20-37
01/01	Browns		NOT ON ROSTER																										L	10-24
01/07	at Raiders		Went from <b>Commanders</b> to <b>Chiefs</b> . PRACTICE SQUAD																										W	31-13
<b>2022 TOTALS</b>		<b>11-1</b>	<b>1</b>	<b>0</b>	<b>1</b>	<b>0.0</b>	<b>0.0</b>	<b>0</b>	<b>0</b>	<b>0</b>	<b>0</b>	<b>0</b>	<b>0</b>	<b>0</b>	<b>0</b>	<b>0</b>	<b>0</b>	<b>0</b>	<b>0</b>	<b>0</b>	<b>0</b>	<b>0</b>	<b>0</b>	<b>0</b>	<b>0</b>	<b>0</b>	<b>8-8-1</b>			



# ANTHONY WITHERSTONE

**CORNERBACK #42**  
**MERRIMACK**

**ROOKIE**

HEIGHT: 6'2"  
WEIGHT: 193 LBS  
DRAFTED: FA-23  
BIRTHDAY: 11/27/99



***ALL-TIME  
RECORDS***



## Service

## Most Seasons, Active Players

15	Jerrel Wilson	1963-77
15	Dustin Colquitt	2005-19
14	Len Dawson	1962-75
14	Ed Budde	1963-76
14	Nick Lowery	1980-93
14	Will Shields	1993-06
13	Jim Tyrer	1961-73
13	Buck Buchanan	1963-75
13	Emmitt Thomas	1966-78
13	Jan Stenerud	1967-79
13	Jack Rudnay	1970-82
13	John Alt	1984-96
13	Derrick Johnson	2005-17
12	Johnny Robinson	1960-71
12	Dave Hill	1963-74
12	Bobby Bell	1963-74
12	Mike Livingston	1968-79
12	Henry Marshall	1976-87
12	Tony Gonzalez	1997-08
12	Tamba Hali	2006-17

## Most Games Played, Career (All 175+)

238	Dustin Colquitt	2005-19
224	Will Shields	1993-06
212	Nick Lowery	1980-93
203	Jerrel Wilson	1963-77
190	Tony Gonzalez	1997-08
186	Jan Stenerud	1967-79
183	Len Dawson	1962-75
183	Buck Buchanan	1963-75
182	Derrick Johnson	2005-17
181	Emmitt Thomas	1966-78
180	Jim Tyrer	1961-73
179	John Alt	1984-96
178	Jack Rudnay	1970-82
177	Ed Budde	1963-76
177	Tamba Hali	2006-17

## Most Games Started, Career (Since 1968)

223	Will Shields	1993-06
174	Tony Gonzalez	1997-08
171	Jack Rudnay	1970-82
169	Derrick Johnson	2005-17
164	Tim Grunhard	1990-00
*158	Len Dawson (*Since 1962)	1962-75
157	Derrick Thomas	1989-99
157	Tamba Hali	2006-17

## Most Starts, Rookie, Season

17	Creed Humphrey	2021
17	Trey Smith	2021
16	Sylvester Hicks	1978
16	Art Still	1978
16	Dave Lutz	1983
16	Kevin Ross	1984
16	Dino Hackett	1986
16	Derrick Thomas	1989
16	Greg Wesley	2000
16	Derrick Johnson	2005
16	Tamba Hali	2006
16	Brandon Carr	2008
16	Glenn Dorsey	2008
16	Eric Berry	2010

16	Dontari Poe	2012
16	Marcus Peters	2015
16	Kareem Hunt	2017
16	Juan Thornhill	2019
16	Creed Humphrey	2021
16	Trey Smith	2021

## Most Consecutive Games Played, Career

224	Will Shields	Sept. 5, 1993 - Dec. 31, 2006
186	Jan Stenerud	Sept. 9, 1967 - Dec. 16, 1979
184	Dustin Colquitt	Nov. 9, 2008 - Dec. 29, 2019
180	Jim Tyrer	Sept. 10, 1961 - Dec. 2, 1973
168	Bobby Bell	Sept. 7, 1963 - Dec. 14, 1974
166	Buck Buchanan	Sept. 7, 1963 - Dec. 1, 1974

## Most Consecutive Games Started (Since 1968)

223	Will Shields	Sept. 12, 1993 - Dec. 31, 2006
144	Emmitt Thomas	Sept. 28, 1968 - Oct. 15, 1978
134	Jim Lynch	Sept. 9, 1968 - Nov. 6, 1977
120	Tim Grunhard	Sept. 5, 1993 - Oct. 29, 2000
120	Tony Gonzalez	Sept. 19, 1999 - Nov. 12, 2006

## Most Consecutive Games Started To Begin Career

101	Gary Barbaro	1976-82
64	Brandon Carr	2008-11
51	Art Still	1978-81
41	Tamba Hali	2006-08
37	Greg Wesley	2000-02

## Most Games Started, Quarterback, Career

158	Len Dawson	1962-75
88	Trent Green	2001-06
77	Bill Kenney	1979-88
76	Alex Smith	2013-17
75	Mike Livingston	1968-79
63	Patrick Mahomes	2017-21

## Most Consecutive Games Started, Quarterback

81	Trent Green	Sept. 9, 2001 - Sept. 10, 2006
44	Len Dawson	Oct. 31, 1965 - Nov. 3, 1968
35	Steve DeBerg	Nov. 26, 1989 - Dec. 8, 1991
28	Steve Bono	Sept. 3, 1995 - Nov. 24, 1996
28	Elvis Grbac	Dec. 26, 1998 - Nov. 19, 2000
28	Len Dawson	Sept. 8, 1962 - Nov. 8, 1963

## Most Consecutive Seasons Starting Every Game, QB

5	Trent Green	2001-05
2	Len Dawson	1966-67

## Scoring

## Most Points, Career (All 400+)

1,466	Nick Lowery	1980-93
1,231	Jan Stenerud	1967-79
671	Harrison Butker	2017-21
517	Ryan Succop	2009-13
500	Priest Holmes	2001-07
462	Tony Gonzalez	1997-08
442	Pete Stoyanovich	1996-00

## Most Seasons, 100 or More Points

11	Nick Lowery	1981, '83-86, '88-93
5	Jan Stenerud	1967-71
5	Harrison Butker	2017-21
4	Ryan Succop	2009-10, '12-13
3	Pete Stoyanovich	1997-99
3	Lawrence Tynes	2004-06
3	Cairo Santos	2014-16
2	Lin Elliott	1994-95
2	Morten Andersen	2002-03
2	Priest Holmes	2002-03

# REGULAR INDIVIDUAL

2	Larry Johnson	2005-06
1	Jack Spikes	1960
1	Abner Haynes	1962
1	Todd Peterson	2001
1	Tyreek Hill	2020

## Most Points, Season (All 125+)

162	Priest Holmes	2003
147	Harrison Butker	2019
144	Priest Holmes	2002
142	Harrison Butker	2017
139	Nick Lowery	1990
137	Harrison Butker	2018
129	Jan Stenerud	1968
129	Cairo Santos	2015
129	Cairo Santos	2016
126	Larry Johnson	2005
125	Lawrence Tynes	2005

## Most Points, Non-Kickers, Rookie, Season

72	Abner Haynes	1960
72	Tyreek Hill	2016
66	Billy Jackson	1981
66	Kareem Hunt	2017
48	Johnny Robinson	1960
48	Mike Garrett	1966

## Most Points, Kickers, Rookie, Season

142	Harrison Butker	2017
113	Cairo Santos	2014
108	Jan Stenerud	1967
104	Jack Spikes	1960
104	Ryan Succop	2009

## Most Points, Game

30	Abner Haynes vs. Oakland	Nov. 26, 1961
30	Jamaal Charles at Oakland	Dec. 15, 2013
24	Frank Jackson vs. Denver	Dec. 10, 1961
24	Abner Haynes vs. Boston	Sept. 8, 1962
24	Frank Jackson at San Diego	Dec. 13, 1964
24	Bert Coan at Denver	Oct. 23, 1966
24	Priest Holmes at Cleveland	Sept. 8, 2002
24	Priest Holmes vs. Atlanta	Oct. 24, 2004
24	Derrick Blaylock vs. Atlanta	Oct. 24, 2004
24	Larry Johnson vs. Seattle	Oct. 29, 2006

## Most Touchdowns, Career

83	Priest Holmes (76 rush, 7 rec.)	2001-07
76	Tony Gonzalez (0 rush, 76 rec.)	1997-08
67	Tyreek Hill (6 rush, 56 rec. 1 KR, 4 PR)	2016-21
64	Jamaal Charles (43 rush, 20 rec., 1 KR)	2008-16
61	Larry Johnson (55 rush, 6 rec.)	2003-09
60	Otis Taylor (3 rush, 57 rec.)	1965-75
60	Travis Kelce (57 rec., 2 rush, 1 fum.)	2013-21
58	Abner Haynes(39 rush, 17 rec., 1 KR, 1 fum.)	1960-64

## Most Touchdowns, Season

27	Priest Holmes (27 rush, 0 rec.)	2003
24	Priest Holmes (21 rush, 3 rec.)	2002
21	Larry Johnson (20 rush, 1 rec)	2005
19	Abner Haynes (13 rush, 6 rec.)	1962
19	Larry Johnson (17 rush, 2 rec.)	2006
19	Jamaal Charles (12 rush, 7 rec.)	2013

## Most Touchdowns, Rookie, Season

12	Abner Haynes (9 rush, 3 rec.)	1960
12	Tyreek Hill (3 rush, 6 rec., 2 PR, 1 KR)	2016
11	Billy Jackson (10 rush, 1 rec.)	1981
11	Kareem Hunt (8 rush, 3 rec.)	2017
8	Johnny Robinson (4 rush, 4 rec.)	1960
8	Mike Garrett (6 rush, 1 rec., 1 PR)	1966

## Most Touchdowns, Game

5	Abner Haynes vs. Oakland	Nov. 26, 1961
5	Jamaal Charles at Oakland	Dec. 15, 2013
4	Frank Jackson vs. Denver	Dec. 10, 1961
4	Abner Haynes vs. Boston	Sept. 8, 1962
4	Frank Jackson at San Diego	Dec. 13, 1964
4	Bert Coan at Denver	Oct. 23, 1966
4	Priest Holmes at Cleveland	Sept. 8, 2002
4	Priest Holmes vs. Atlanta	Oct. 24, 2004
4	Derrick Blaylock vs. Atlanta	Oct. 24, 2004
4	Larry Johnson vs. Seattle	Oct. 29, 2006
3	44 times;	
	Last, Tyreek Hill at Philadelphia	Oct. 3, 2021

## Most Consecutive Games Scoring Touchdowns

11	Priest Holmes	2002
9	Larry Johnson	2006
8	Priest Holmes	2003-04
8	Larry Johnson	2004-05
8	Kareem Hunt	2018
7	Marcus Allen	1993
7	Priest Holmes	2004-05
7	Larry Johnson	2005
7	Dwayne Bowe	2010
7	Jamaal Charles	2013

## Most Points After TD Attempted, Career

483	Nick Lowery	1980-93
409	Jan Stenerud	1967-79
248	Harrison Butker	2017-21
164	Pete Stoyanovich	1996-00
160	Ryan Succop	2009-13
149	Tommy Brooker	1962-66

## Most Points After TD Attempted, Season

69	Harrison Butker	2018
60	Lawrence Tynes	2004
59	Morten Andersen	2003
54	Harrison Butker	2020
52	Ryan Succop	2013
51	Morten Andersen	2002

## Most Points After TD Attempted, Game

8	Tommy Brooker at Denver	Sept. 7, 1963
8	Mike Mercer at Denver	Oct. 23, 1966
8	Lawrence Tynes vs. Atlanta	Oct. 24, 2004
8	Ryan Succop at Oakland	Dec. 15, 2013

## Most Points After TD Made, Career

479	Nick Lowery	1980-93
394	Jan Stenerud	1967-79
233	Harrison Butker	2017-21
163	Pete Stoyanovich	1996-00
160	Ryan Succop	2009-13
149	Tommy Brooker	1962-66

## Most Points After TD Made, Season

65	Harrison Butker	2018
58	Morten Andersen	2003
58	Lawrence Tynes	2004
52	Ryan Succop	2013
51	Morten Andersen	2002

## Most Points After TD Made, Game

8	Tommy Brooker at Denver	Sept. 7, 1963
8	Mike Mercer at Denver	Oct. 23, 1966
8	Lawrence Tynes vs. Atlanta	Oct. 24, 2004
8	Ryan Succop at Oakland	Dec. 15, 2013
7	Cotton Davidson vs. Denver	Dec.10, 1961
7	T. Brooker at N.Y. Titans	Nov. 11, 1962
7	Jack Spikes vs. Denver	Dec. 8, 1963

# REGULAR INDIVIDUAL

7 Tommy Brooker vs. Houston	Nov. 28, 1965
7 Morten Andersen vs. Arizona	Dec. 1, 2002
7 Morten Andersen vs. St. Louis	Dec. 8, 2002
7 Lawrence Tynes at Tennessee	Dec. 13, 2004
<b>Most Consecutive Points After TD</b>	
197 Nick Lowery	1983-89
160 Ryan Succop	2009-13
155 Jan Stenerud	1968-73
149 Tommy Brooker	1962-66
<b>Highest Point After Percentage, Career (100 PATs)</b>	
100.00 Ryan Succop (160-160)	2009-13
100.00 Tommy Brooker (149-149)	1962-66
99.39 Pete Stoyanovich (163-164)	1996-00
99.17 Nick Lowery (479-483)	1980-93
99.09 Morten Andersen (109-110)	2002-03
97.16 Lawrence Tynes (137-141)	2004-06
<b>Most Field Goals Attempted, Career</b>	
436 Jan Stenerud	1967-79
410 Nick Lowery	1980-93
162 Harrison Butker	2017-21
147 Ryan Succop	2009-13
115 Pete Stoyanovich	1996-00
105 Cairo Santos	2014-17
<b>Most Field Goals Attempted, Season</b>	
44 Jan Stenerud	1971
42 Jan Stenerud	1970
42 Harrison Butker	2017
40 Jan Stenerud	1968
<b>Most Field Goals Attempted, Game</b>	
7 Cairo Santos at Cincinnati	October 4, 2015
7 Jan Stenerud vs. Buffalo	Dec. 19, 1971
6 Tommy Brooker vs. San Diego	Dec. 16, 1962
6 Jan Stenerud	6 times
Last; at Washington	Oct. 10, 1976
6 Todd Peterson vs. Denver	Dec. 16, 2001
6 Ryan Succop at New Orleans	Sept. 23, 2012
6 Harrison Butker vs. Miami	Dec. 24, 2017
<b>Most Seasons Leading League, Field Goals Made</b>	
3 Jan Stenerud	1967, '70, '75
<b>Most Field Goals Made, Career</b>	
329 Nick Lowery	1980-93
279 Jan Stenerud	1967-79
146 Harrison Butker	2017-21
119 Ryan Succop	2009-13
93 Pete Stoyanovich	1996-00
89 Cairo Santos	2014-17
<b>Most Field Goals Made, Season</b>	
38 Harrison Butker	2017
34 Nick Lowery	1990
34 Harrison Butker	2019
31 Cairo Santos	2016
30 Jan Stenerud	1968, '70
30 Cairo Santos	2015
28 Ryan Succop	2012
<b>Most Field Goals Made, Rookie, Season</b>	
38 Harrison Butker	2017
25 Ryan Succop	2009
25 Cairo Santos	2014
21 Jan Stenerud	1967
13 Jack Spikes	1960
12 Tommy Brooker	1962
<b>Most Field Goals Made, Game</b>	
7 Cairo Santos at Cincinnati	Oct. 5, 2015
6 Ryan Succop at New Orleans	Sept. 23, 2012

5 Jan Stenerud	3 times
Last; vs. Buffalo	Dec. 19, 1971
5 Nick Lowery	4 times
Last; vs. Denver	Sept. 20, 1993
5 Ryan Succop vs. Minnesota	Oct. 2, 2011
5 Cairo Santos at Denver	Nov. 15, 2015
5 Harrison Butker	4 times
Last; vs. Denver	Dec. 6, 2020
4 Tommy Brooker vs. San Diego	Dec. 16, 1962
4 Mike Mercer at N.Y. Jets	Nov. 27, 1966
4 Lin Elliott vs. Seattle	Dec. 24, 1995
4 Jan Stenerud	10 times
4 Nick Lowery	8 times
4 Pete Stoyanovich	2 times
4 Todd Peterson vs. Denver	Dec. 16, 2001
4 Lawrence Tynes	2 times
Last; vs. Denver	Nov. 23, 2006
4 Nick Novak vs. Denver	Sept. 28, 2008
4 Ryan Succop	4 times
Last; at Tennessee	Oct. 6, 2013
4 Cairo Santos	5 times
Last; at Carolina	Nov. 13, 2016
4 Harrison Butker	5 times
Last; at Tennessee	Nov. 10, 2019
<b>Most Consecutive Games Scoring Field Goals</b>	
16 Harrison Butker	2019-20
15 Lawrence Tynes	2004-05
14 Jan Stenerud	1970
14 Harrison Butker	2017-18
12 Pete Stoyanovich	1997-98
12 Harrison Butker	2021
11 Jan Stenerud	1968-69
11 Jan Stenerud	1971-72
11 Nick Lowery	1985-86
11 Morten Andersen	2002
<b>Most Consecutive Games Scoring Field Goals, Single Season</b>	
14 Jan Stenerud	1970
14 Harrison Butker	2019
13 Harrison Butker	2017
12 Lawrence Tynes	2005
12 Harrison Butker	2021
11 Morten Andersen	2002
<b>Most Consecutive Field Goals Made</b>	
23 Harrison Butker	2017
22 Pete Stoyanovich	1997-98
22 Ryan Succop	2011
21 Nick Lowery	1990
21 Nick Lowery	1991
16 Jan Stenerud	1969
16 Harrison Butker	2019-20
16 Harrison Butker	2020-21
<b>Longest Field Goal</b>	
58 Nick Lowery at Washington	Sept. 18, 1983
58 Nick Lowery vs. L.A. Raiders	Sept. 12, 1985
58 Harrison Butker at L.A. Chargers	Sept. 20, 2020
58 Harrison Butker at L.A. Chargers	Sept. 20, 2020
57 Nick Lowery vs. Seattle	Sept. 14, 1980
56 Harrison Butker at Chicago	Dec. 22, 2019
56 Harrison Butker vs. Denver	Dec. 5, 2021
55 Jan Stenerud at Denver	Oct. 4, 1970
55 Harrison Butker vs. Carolina	Nov. 8, 2020
55 Harrison Butker vs. Green Bay	Nov. 7, 2021

# REGULAR INDIVIDUAL

54 Jan Stenerud at Houston	Sept. 9, 1967
54 Jan Stenerud at Denver	Oct. 5, 1969
54 Jan Stenerud at San Francisco	Dec. 6, 1971
54 Nick Lowery vs. L.A. Raiders	Nov. 6, 1983
54 Nick Lowery at Detroit	Nov. 26, 1987
54 Pete Stoyanovich vs. Denver	Nov. 16, 1997
54 Ryan Succop vs. Minnesota	Oct. 2, 2011
54 Cairo Santos at Houston	Sept. 18, 2016
54 Harrison Butker at Seattle	Dec. 23, 2018
54 Harrison Butker vs. Minnesota	Nov. 3, 2019
54 Harrison Butker vs. Buffalo	Oct. 10, 2021
54 Harrison Butker vs. Las Vegas	Dec. 12, 2021
<b>Highest Field Goal Percentage, Career (100 Attempts)</b>	
90.1 Harrison Butker (146-162)	2017-21
84.8 Cairo Santos (89-105)	2014-17
81.0 Ryan Succop (119-147)	2009-13
80.9 Pete Stoyanovich (93-115)	1996-00
80.2 Nick Lowery (329-410)	1980-93
64.0 Jan Stenerud (279-436)	1967-79
<b>Highest Field Goal Percentage, Season</b>	
96.3 Pete Stoyanovich (26-27)	1997
92.6 Harrison Butker (25-27)	2020
91.9 Nick Lowery (34-37)	1990
91.6 Nick Lowery (22-24)	1992
90.5 Harrison Butker (38-42)	2017
<b>Highest Field Goal Percentage, Career At GEHA Field at Arrowhead</b>	
88.5 Harrison Butker (77-87)	2017-21
88.1 Pete Stoyanovich (52-59)	1996-00
85.6 Nick Lowery (179-209)	1980-93
82.4 Ryan Succop (61-74)	2009-13
79.2 Cairo Santos (38-48)	2014-17
<b>Attempts Less Than 40 Yards, Season (15 Attempts)</b>	
23-26 Cairo Santos	2016
24-25 Harrison Butker	2017
21-21 Nick Lowery	1991
20-20 Pete Stoyanovich	1998
16-20 Ryan Succop	2012
18-19 Harrison Butker	2019
18-18 Harrison Butker	2020
17-18 Cairo Santos	2014
17-18 Cairo Santos	2015
17-17 Ryan Succop	2009
16-16 Morten Andersen	2002
16-16 Harrison Butker	2018
15-16 Ryan Succop	2013
14-15 Ryan Succop	2011
<b>Most Field Goals, No Misses, Game</b>	
7 Cairo Santos at Cincinnati	Oct. 4, 2015
6 Ryan Succop at New Orleans	Sept. 23, 2012
5 Jan Stenerud at Buffalo	Nov. 2, 1969
5 Jan Stenerud vs. Buffalo	Dec. 7, 1969
5 Nick Lowery vs. L.A. Raiders	Sept. 12, 1985
5 Nick Lowery at Chicago	Dec. 29, 1990
5 Nick Lowery vs. Denver	Sept. 20, 1993
5 Ryan Succop vs. Minnesota	Oct. 2, 2011
5 Harrison Butker at Houston	Oct. 8, 2017
5 Harrison Butker vs. Denver	Oct. 30, 2017
5 Harrison Butker vs. Denver	Dec. 6, 2020
<b>Most Field Goals, 50 or More Yards, Career</b>	
20 Nick Lowery	1980-93
20 Harrison Butker	2017-21
12 Jan Stenerud	1967-79
9 Ryan Succop	2009-13

7 Cairo Santos	2014-16
6 Lawrence Tynes	2004-06
5 Pete Stoyanovich	1996-99
<b>Most Field Goals, 50 or More Yards, Season</b>	
7 Harrison Butker	2021
4 Nick Lowery	1980
4 Cairo Santos	2015
4 Harrison Butker	2017, 2020
3 Nick Lowery	1985, 1988
3 Ryan Succop	2011
3 Harrison Butker	2019
2 Pete Stoyanovich	1997, 1998
2 Lawrence Tynes	2004, 2005, 2006
2 Ryan Succop	2009, 2012
2 Cairo Santos	2016
2 Harrison Butker	2018
<b>Most Field Goals, 50 or More Yards, Game</b>	
2 Nick Lowery vs. Seattle	Sept. 14, 1980
2 Nick Lowery at New Orleans	Sept. 8, 1985
2 Nick Lowery at Detroit	Nov. 26, 1987
2 Lawrence Tynes at Miami	Oct. 21, 2005
2 Ryan Succop vs. Minnesota	Oct. 2, 2011
2 Cairo Santos at Cincinnati	Oct. 4, 2015
2 Harrison Butker at L.A. Chargers	Sept. 20, 2020
<b>Most Defensive Touchdowns, Career</b>	
8 Bobby Bell (6 INTs, 2 FRs)	1963-74
5 Emmitt Thomas (5 INTs)	1966-78
5 Jim Kearney (5 INTs)	1967-75
5 Eric Berry (5 INTs)	2010-18
4 Lloyd Burruss (4 INTs)	1981-91
4 Derrick Thomas (4 FRs)	1989-99
4 James Hasty (3 INTs, 1 FR)	1995-99
4 Derrick Johnson (4 INTs)	2005-17
4 Daniel Sorensen (4 INTs)	2014-21
<b>Most Defensive Touchdowns, Season</b>	
4 Jim Kearney (4 INTs)	1972
3 David Webster (2 INTs, 1 FR)	1960
3 Lloyd Burruss (3 INTs)	1986
3 Charles Mincy (2 INTs, 1 FR)	1992
3 Mark McMillian (3 INTs)	1997
<b>Most Defensive Touchdowns, Game</b>	
2 Jim Kearney at Denver	Oct. 1, 1972
2 Lloyd Burruss vs. San Diego	Oct. 19, 1986
2 Cris Dishman at Oakland	Nov. 28, 1999
2 Derrick Johnson at Denver	Jan. 3, 2010
<b>Most Special Teams Touchdowns, Career</b>	
11 Dante Hall (5 PRs, 6 KORs)	2000-06
8 Tamarick Vanover (4 PRs, 4 KORs)	1995-99
5 Tyreek Hill (4 PRs, 1 KOR)	2016-21
4 J.T. Smith (4 PRs)	1978-84
3 Dexter McCluster (3 PRs)	2010-13
2 Six players tied	
<b>Most Special Teams Touchdowns, Season</b>	
4 Dante Hall (2 PRs, 2 KR)	2003
3 Tamarick Vanover (2 KR, 1 PR)	1995
3 Dante Hall (2 PRs, 1 KR)	2002
3 Tyreek Hill (2 PRs, 1 KR)	2016
2 J.T. Smith (2 PRs)	1979
2 J.T. Smith (2 PRs)	1980
2 Paul Palmer (2 KR)	1987
2 Dale Carter (2 PRs)	1992
2 Dante Hall (2 KR)	2004
2 Dexter McCluster (2 PRs)	2013
<b>Most Safeties, Career</b>	

# REGULAR INDIVIDUAL

3	Derrick Thomas	1989-98
2	Bill Maas	1984-92
2	Dan Saleaumua	1989-96
2	Joe Phillips	1992-97
1	Buck Buchanan	1963-75
1	Willie Lanier	1967-77
1	John Lohmeyer	1973, '75-77
1	Ed Beckman	1977-84
1	Dino Hackett	1986-92
1	Albert Lewis	1983-93
1	Rob McGovern	1989-90
1	Bernard Pollard	2006-08
1	Tamba Hali	2006-16
1	Justin Houston	2011-18
1	D.J. Alexander	2015-16
1	Chris Jones	2016-20

## Most Safeties, Season

1	Buck Buchanan	1968
1	Willie Lanier	1974
1	John Lohmeyer	1976
1	Ed Beckman	1978
1	Dino Hackett	1988
1	Albert Lewis	1988
1	Bill Maas	1988, '90
1	Rob McGovern	1989
1	Dan Saleaumua	1991, '96
1	Derrick Thomas	1994, '97, '98
1	Joe Phillips	1997
1	Bernard Pollard	2007
1	Tamba Hali	2009
1	Justin Houston	2012
1	D.J. Alexander	2015
1	Chris Jones	2020

## Most Two-Point Conversions, Career

4	Travis Kelce	2013-21
3	Tony Gonzalez	1997-08
2	Bo Dickinson	1960-61
2	Curtis McClinton	1962-69
2	Jerrel Wilson	1963-77
2	Reg Carolan	1964-68
2	Trent Green	2001-06
2	Eddie Kennison	2001-07
2	Patrick Mahomes	2017-21

## Most Two-Point Conversions, Season

2	Bo Dickinson	1961
2	Travis Kelce	2015

## Most Two-Point Conversion Passes, Career

8	Len Dawson	1962-75
5	Patrick Mahomes	2017-21
4	Trent Green	2001-06
4	Alex Smith	2013-17
2	Randy Duncan	1961
2	Elvis Grbac	1997-00

## Rushing

### Most Seasons Leading League in Rushing

1	Abner Haynes	1960
1	Christian Okoye	1989
1	Priest Holmes	2001
1	Kareem Hunt	2017

### Most Rushing Attempts, Career

1,375	Larry Johnson	2003-09
1,332	Jamaal Charles	2008-16

1,321	Priest Holmes	2001-07
1,246	Christian Okoye	1987-92
1,157	Ed Podolak	1969-77

### Most Rushing Attempts, Season

*416	Larry Johnson	2006
370	Christian Okoye	1989
336	Larry Johnson	2005
327	Priest Holmes	2001
320	Priest Holmes	2003

### \*NFL RECORD

### Most Rushing Attempts, Consecutive Seasons

752	Larry Johnson (336, 416)	2005-06
640	Priest Holmes (327, 313)	2001-02
633	Priest Holmes (313, 320)	2002-03
615	Christian Okoye (370, 245)	1989-90
574	Larry Johnson (416, 158)	2006-07

### Most Rushing Attempts, Rookie, Season

272	Kareem Hunt	2017
234	Joe Delaney	1981
181	Clyde Edwards-Helaire	2020
174	Robert Holmes	1968
157	Christian Okoye	1987
156	Abner Haynes	1960

### Most Rushing Attempts, Game

39	Larry Johnson vs. Seattle	Oct. 29, 2006
38	Christian Okoye at Green Bay	Dec. 10, 1989
37	Christian Okoye vs. Seattle	Nov. 5, 1989
36	Larry Johnson at Houston	Nov. 20, 2005
35	Barry Word vs. L.A. Raiders	Dec. 22, 1991

### Most Rushing Yards, Career

7,260	Jamaal Charles	2008-16
6,070	Priest Holmes	2001-07
6,015	Larry Johnson	2003-09
4,897	Christian Okoye	1987-92
4,451	Ed Podolak	1969-77

### Most Rushing Yards, Season (All 1,000+)

1,789	Larry Johnson	2006
1,750	Larry Johnson	2005
1,615	Priest Holmes	2002
1,555	Priest Holmes	2001
1,509	Jamaal Charles	2012
1,480	Christian Okoye	1989
1,467	Jamaal Charles	2010
1,420	Priest Holmes	2003
1,327	Kareem Hunt	2017
1,287	Jamaal Charles	2013
1,121	Joe Delaney	1981
1,120	Jamaal Charles	2009
1,087	Mike Garrett	1967
1,053	Tony Reed	1978
1,049	Abner Haynes	1962
1,033	Jamaal Charles	2014
1,031	Christian Okoye	1991
1,015	Barry Word	1990

### Most Rushing Yards, Consecutive Seasons

3,539	Larry Johnson (1,750, 1,789)	2005-06
3,170	Priest Holmes (1,555, 1,615)	2001-02
3,035	Priest Holmes (1,615, 1,420)	2002-03
2,796	Jamaal Charles (1,509, 1,287)	2012-13
2,348	Larry Johnson (1,789, 559)	2006-07

### Most Rushing Yards, Rookie, Season

1,327	Kareem Hunt	2017
1,121	Joe Delaney	1981
875	Abner Haynes	1960

# REGULAR INDIVIDUAL

866 Robert Holmes	1968
803 Clyde Edwards-Helaire	2020
801 Mike Garrett	1966

## Most Rushing Yards, Game (All 200+)

259 Jamaal Charles at Denver	Jan. 3, 2010
233 Jamaal Charles at New Orleans	Sept. 23, 2012
226 Jamaal Charles vs. Indianapolis	Dec. 23, 2012
211 Larry Johnson at Houston	Nov. 20, 2005
201 Larry Johnson vs. Cincinnati	Jan. 1, 2006
200 Barry Word at Detroit	Oct. 14, 1990

## Most Rushing Yards, Rookie, Game (All 150+)

193 Joe Delaney vs. Houston	Nov. 15, 1981
172 Kareem Hunt at Los Angeles Chargers	Sept. 24, 2017
161 Mike Garrett at San Diego	Dec. 18, 1966
161 Clyde Edwards-Helaire at Buffalo	Oct. 19, 2020
158 Robert Holmes at Cincinnati	Nov. 10, 1968
157 Abner Haynes at N.Y. Titans	Nov. 24, 1960
155 Kareem Hunt vs. Los Angeles Chargers	Dec. 16, 2017
150 Kolby Smith vs. Oakland	Nov. 25, 2007

## Most Rushing Yards, Consecutive Games (All 300+)

361 (102, 259) J. Charles	Dec. 27, 2009 - Jan. 3, 2010
343 (132, 211) Larry Johnson	Nov. 13-20, 2005
332 (131, 201) L. Johnson	Dec. 24, 2005 - Jan. 1, 2006
330 (211, 119) Larry Johnson	Nov. 20-27, 2005
327 (155, 172) Larry Johnson	Oct. 29 - Nov. 5, 2006
321 (233, 88) Jamaal Charles	Sept. 23-30, 2012
319 (121, 198) Larry Johnson	Sept. 21-28, 2008
311 (154, 157) Larry Johnson	Nov. 19-23, 2006
310 (197, 113) Priest Holmes	Nov. 24 - Dec. 1, 2002
310 (143, 167) Larry Johnson	Dec. 11-17, 2005
301 (104, 197) Priest Holmes	Nov. 17-24, 2002

## Most Rushing Yards vs. One Opponent, Season

327 (172, 155) Kareem Hunt vs. Los Angeles Chargers	2017
315 (56, 259) Jamaal Charles vs. Denver	2009
289 (154, 135) Larry Johnson vs. Oakland	2006
283 (126, 157) Larry Johnson vs. Denver	2006
282 (156, 126) Christian Okoye vs. Seattle	1989

## Most Games, 100 or More Rushing Yards, Career

30 Larry Johnson	2003-09
24 Priest Holmes	2001-07
23 Jamaal Charles	2008-16
14 Christian Okoye	1987-92
13 Abner Haynes	1960-65

## Most Games, 100 or More Rushing Yards, Season

11 Larry Johnson	2006
10 Larry Johnson	2005
9 Priest Holmes	2002
8 Christian Okoye	1989
7 Priest Holmes	2001
7 Jamaal Charles	2012

## Most Games, 100 or More Rushing Yards, Rookie, Season

6 Kareem Hunt	2017
5 Joe Delaney	1981
3 Curtis McClinton	1962
2 Mike Garrett	1966
2 Robert Holmes	1968
2 Abner Haynes	1960
2 Woody Green	1974
2 Clyde Edwards-Helaire	2020

## Most Consecutive Games, 100 or More Rushing Yards

9 Larry Johnson	Nov. 6, 2005 - Jan. 1, 2006
5 Priest Holmes	Nov. 17 - Dec. 15, 2002

4 Larry Johnson	Nov. 19 - Dec. 10, 2006
4 Jamaal Charles	Dec. 13, 2009 - Jan. 3, 2010
3 Joe Delaney	Oct. 4 - Oct. 18, 1981
3 Christian Okoye	Sept. 24 - Oct. 8, 1989
3 Christian Okoye	Oct. 22 - Nov. 5, 1989
3 Larry Johnson	Dec. 5 - Dec. 19, 2004
3 Larry Johnson	Oct. 22 - Nov. 5, 2006
3 Jamaal Charles	Nov. 25 - Dec. 9, 2012
3 Kareem Hunt	Sept. 24 - Oct. 8, 2017

## Longest Run From Scrimmage

91 (TD) Jamaal Charles at New Orleans	Sept. 23, 2012
91 (TD) Damien Williams vs. Minnesota	Nov. 3, 2019
86 (TD) Jamaal Charles vs. Indianapolis	Dec. 23, 2012
84 (TD) Ted McKnight at Seattle	Sept. 30, 1979
84 (TD) Damien Williams vs. L.A. Chargers	Dec. 29, 2019
82 (TD) Joe Delaney vs. Denver	Oct. 18, 1981
82 (TD) Derrick Alexander vs. Pittsburgh	Dec. 12, 1999
80 (TD) Abner Haynes at N.Y. Jets	Nov. 29, 1964
80 (TD) Warren McVea vs. Cincinnati	Oct. 26, 1969
80 Jamaal Charles at St. Louis	Dec. 19, 2010
80 (TD) Jamaal Charles at Cleveland	Dec. 9, 2012

## Most Rushing Yards, QB, Career

1,672 Alex Smith	2013-17
1,253 Len Dawson	1962-75
1,189 Patrick Mahomes	2017-21
712 Steve Fuller	1979-82
692 Trent Green	2001-06
682 Mike Livingston	1968-79

## Most Rushing Yards, QB, Season

498 Alex Smith	2015
431 Alex Smith	2013
386 Tyler Thigpen	2008
381 Patrick Mahomes	2021
355 Alex Smith	2017

## Most 10+ Yard Rushes, Career

196 Jamaal Charles	2008-16
190 Priest Holmes	2001-07
137 Larry Johnson	2003-09
71 Marcus Allen	1993-97
63 Kimble Anders	1991-00

## Most 10+ Yard Rushes, Season

53 Priest Holmes	2002
52 Priest Holmes	2001
49 Larry Johnson	2006
47 Larry Johnson	2005
45 Jamaal Charles	2010

## Most 10+ Yard Rushes, Game

10 Priest Holmes at Oakland	Dec. 9, 2001
9 Priest Holmes at Seattle	Nov. 24, 2002
7 Larry Johnson at N.Y. Giants	Dec. 17, 2005
7 Jamaal Charles vs. Buffalo	Oct. 31, 2010

## Highest Rushing Average, Career (400 attempts)

5.45 Jamaal Charles (1,332-7,260)	2008-16
4.80 Abner Haynes (794-3,814)	1960-64
4.60 Priest Holmes (1,321-6,070)	2001-07
4.57 Kimble Anders (495-2,261)	1991-00
4.44 Ted McKnight (528-2,344)	1977-81

## Highest Rushing Average, Season (100 attempts)

6.38 Jamaal Charles (230-1,467)	2010
6.03 Ted McKnight (104-627)	1978
5.89 Jamaal Charles (190-1,120)	2009
5.61 Abner Haynes (156-875)	1960
5.49 Mack Lee Hill (105-576)	1964

## Highest Rushing Average, Game (10 attempts)



# REGULAR INDIVIDUAL

14.27 A. Haynes at N.Y. Titans (11-157)	Nov. 24, 1960
12.25 T. McKnight at Seattle (12-147)	Sept. 30, 1979
11.58 E. Podolak vs. Denver (12-139)	Dec. 6, 1970
11.45 J. Charles at St. Louis (11-126)	Dec. 19, 2010
11.29 A. Haynes vs. Oakland (14-158)	Nov. 26, 1961
<b>Most Rushing Touchdowns, Career</b>	
76 Priest Holmes	2001-07
55 Larry Johnson	2003-09
44 Marcus Allen	1993-97
43 Jamaal Charles	2008-16
40 Christian Okoye	1987-92
39 Abner Haynes	1960-65
<b>Most Rushing Touchdowns, QB, Career</b>	
10 Alex Smith	2013-17
9 Len Dawson	1962-75
8 Patrick Mahomes	2017-21
7 Mike Livingston	1968-79
6 Pete Beathard	1964-73
6 Rich Gannon	1995-98
<b>Most Rushing Touchdowns, QB, Season</b>	
5 Steve Bono	1995
Alex Smith	2016
4 Pete Beathard	1965
Steve Fuller	1980
3 Five Players Tied	
<b>Most Rushing Touchdowns, Season</b>	
27 Priest Holmes	2003
21 Priest Holmes	2002
20 Larry Johnson	2005
17 Larry Johnson	2006
14 Priest Holmes	2004
<b>Most Rushing Touchdowns, Consecutive Seasons</b>	
48 Priest Holmes (21, 27)	2002-03
41 Priest Holmes (27, 14)	2003-04
37 Larry Johnson (20, 17)	2005-06
29 Priest Holmes (8, 21)	2001-02
29 Larry Johnson (9, 20)	2004-05
<b>Most Rushing Touchdowns, Rookie, Season</b>	
10 Billy Jackson	1981
9 Abner Haynes	1960
8 Kareem Hunt	2017
7 Robert Holmes	1968
6 Mike Garrett	1966
<b>Most Rushing Touchdowns, Game</b>	
4 Abner Haynes vs. Oakland	Nov. 26, 1961
4 Priest Holmes at Cleveland	Sept. 8, 2002
4 Priest Holmes vs. Atlanta	Oct. 24, 2004
4 Derrick Blaylock vs. Atlanta	Oct. 24, 2004
3 Jack Spikes vs. Houston	Oct. 1, 1961
3 Abner Haynes vs. Boston	Sept. 8, 1962
3 Bert Coan at Denver	Oct. 23, 1966
3 Ed Podolak at Detroit	Nov. 25, 1971
3 Ed Podolak vs. Cleveland	Dec. 12, 1976
3 Billy Jackson at Oakland	Oct. 25, 1981
3 Marcus Allen at Seattle	Dec. 5, 1993
3 Donnell Bennett at Philadelphia	Sept. 27, 1998
3 Bam Morris at San Diego	Nov. 22, 1998
3 Priest Holmes vs. Denver	Oct. 20, 2002
3 Priest Holmes vs. Pittsburgh	Sept. 14, 2003
3 Priest Holmes vs. Buffalo	Oct. 26, 2003
3 Priest Holmes vs. Detroit	Dec. 14, 2003
3 Priest Holmes at Minnesota	Dec. 20, 2003
3 Priest Holmes at Denver	Sept. 12, 2004
3 Priest Holmes vs. Indianapolis	Oct. 31, 2004

3 Larry Johnson at Dallas	Dec. 11, 2005
3 Larry Johnson vs. Cincinnati	Jan. 1, 2006
3 Larry Johnson vs. Seattle	Oct. 29, 2006
3 Larry Johnson vs. Jacksonville	Dec. 31, 2006
3 Jamaal Charles at Green Bay	Sept. 28, 2015

## Most Rushing Touchdowns, Consecutive Games

7 Priest Holmes	Oct. 24-31, 2004
6 Priest Holmes	Dec. 14-20, 2003
5 Priest Holmes	5 times
	Last; Dec. 20-28, 2003
5 Larry Johnson	3 times
	Last; Oct. 22-29, 2006

## Most Consecutive Games With Rushing Touchdown

11 Priest Holmes	Sept. 22 - Dec. 8, 2002
8 Priest Holmes	Nov. 23, 2003 - Sept. 19, 2004
8 Larry Johnson	Nov. 28, 2004 - Sept. 18, 2005
7 Larry Johnson	Nov. 20, 2005 - Jan. 1, 2006
7 Larry Johnson	Oct. 15 - Nov. 23, 2006

## Passing

### Most Seasons Leading League in Passing

4 Len Dawson	1962, 1964, 1966, 1968
--------------	------------------------

### Highest Passer Rating Career (1,000 attempts)

105.8 Patrick Mahomes	2017-21
94.8 Alex Smith	2013-17
87.3 Trent Green	2001-06
83.2 Len Dawson	1962-75
81.8 Steve DeBerg	1988-91
80.6 Elvis Grbac	1997-00

### Highest Passer Rating, Season (200 attempts)

113.8 Patrick Mahomes	2018
108.2 Patrick Mahomes	2020
105.3 Patrick Mahomes	2019
104.7 Alex Smith	2017
101.9 Len Dawson	1966

### Highest Passer Rating, Rookie, Season

112.3 Todd Blackledge	1983
76.4 Patrick Mahomes	2017
66.7 Hunter Enis	1960
55.8 Steve Fuller	1979

### Highest Passer Rating, Game (20 attempts)

158.3 Trent Green vs. Detroit	Dec. 14, 2003
158.3 Alex Smith at Oakland	Dec. 15, 2013
156.6 Steve Bono at Seattle	Sept. 3, 1995
154.8 Patrick Mahomes at Pittsburgh	Sept. 16, 2018
154.3 Trent Green at Washington	Sept. 30, 2001
148.6 Alex Smith at New England	Sept. 7, 2017
147.6 Bill Kenney at San Diego	Dec. 16, 1984
146.0 Joe Montana at Tampa Bay	Sept. 5, 1993

### Most 100.0+ Passer Rating Games, Career

36 Patrick Mahomes	2017-21
30 Len Dawson	1962-75
29 Alex Smith	2013-17
27 Trent Green	2001-06
19 Steve DeBerg	1988-91
14 Bill Kenney	1980-88

### Most 100.0+ Passer Rating Games, Season

13 Patrick Mahomes	2018
10 Steve DeBerg	1990
9 Alex Smith	2017
9 Patrick Mahomes	2020
8 Patrick Mahomes	2021
7 Trent Green	2003
7 Trent Green	2004

# REGULAR INDIVIDUAL

6 Alex Smith	2015
6 Matt Cassel	2010
<b>Most Passes Attempted, Career</b>	
3,696 Len Dawson	1962-75
2,777 Trent Green	2001-06
2,436 Alex Smith	2013-17
2,430 Bill Kenney	1979-88
2,345 Patrick Mahomes	2017-21
1,751 Mike Livingston	1968-79
1,616 Steve DeBerg	1988-91
<b>Most Passes Attempted, Season (All 500+)</b>	
658 Patrick Mahomes	2021
603 Bill Kenney	1983
588 Patrick Mahomes	2020
580 Patrick Mahomes	2018
556 Trent Green	2004
547 Elvis Grbac	2000
523 Trent Green	2001
523 Trent Green	2003
520 Steve Bono	1995
508 Alex Smith	2013
507 Trent Green	2005
505 Alex Smith	2017
<b>Most Passes Attempted, Consecutive Seasons</b>	
1,246 Patrick Mahomes (588, 658)	2020-21
1,079 Trent Green (523, 556)	2003-04
1,072 Patrick Mahomes (484, 588)	2019-20
1,064 Patrick Mahomes (580, 484)	2018-19
1,063 Trent Green (556, 507)	2004-05
1,046 Elvis Grbac (499, 547)	1999-00
<b>Most Passes Attempted, Rookie, Season</b>	
270 Steve Fuller	1979
54 Hunter Enis	1960
35 Patrick Mahomes	2017
34 Todd Blackledge	1983
<b>Most Passes Attempted, Game (All 50+)</b>	
55 Joe Montana at San Diego	Oct. 9, 1994
55 Steve Bono at Miami	Dec. 12, 1994
54 Joe Montana at Denver	Oct. 17, 1994
54 Steve Bono at San Diego	Sept. 29, 1996
54 Patrick Mahomes vs. Buffalo	Oct. 10, 2021
53 Elvis Grbac at Oakland	Nov. 5, 2000
53 Trent Green at San Diego	Jan. 2, 2005
53 Matt Cassel at Denver	Nov. 14, 2010
53 Patrick Mahomes vs. Baltimore	Dec. 9, 2018
52 Bill Kenney at Denver	Oct. 30, 1983
50 Bill Kenney vs. Buffalo	Nov. 30, 1986
50 Steve DeBerg at Cleveland	Nov. 24, 1991
50 Rich Gannon at Jacksonville	Nov. 9, 1997
50 Alex Smith at Pittsburgh	Oct. 2, 2016
50 Patrick Mahomes at Tennessee	Nov. 10, 2019
50 Patrick Mahomes at Las Vegas	Nov. 14, 2021
<b>Most Passes Completed, Career</b>	
2,115 Len Dawson	1962-75
1,720 Trent Green	2001-06
1,587 Alex Smith	2013-17
1,550 Patrick Mahomes	2017-21
1,330 Bill Kenney	1979-88
934 Steve DeBerg	1988-91
912 Mike Livingston	1968-79
<b>Most Passes Completed, Season (All 300+)</b>	
436 Patrick Mahomes (658 att.)	2021
390 Patrick Mahomes (588 att.)	2020
383 Patrick Mahomes (580 att.)	2018

369 Trent Green (556 att.)	2004
346 Bill Kenney (603 att.)	1983
341 Alex Smith (505 att.)	2017
330 Trent Green (523 att.)	2003
328 Alex Smith (461 att.)	2016
326 Elvis Grbac (547 att.)	2000
319 Patrick Mahomes (484 att.)	2019
317 Trent Green (507 att.)	2005
308 Alex Smith (508 att.)	2013
307 Alex Smith (470 att.)	2015
303 Alex Smith (464 att.)	2014
<b>Most Passes Completed, Consecutive Seasons (All 600+)</b>	
826 Patrick Mahomes (390, 436)	2020-21
709 Patrick Mahomes (319, 390)	2019-20
702 Patrick Mahomes (383, 319)	2018-19
699 Trent Green (330, 369)	2003-04
686 Trent Green (369, 317)	2004-05
686 Patrick Mahomes (383, 303)	2018-19
669 Alex Smith (328, 341)	2016-17
635 Alex Smith (307, 328)	2015-16
620 Elvis Grbac (294, 326)	1999-00
617 Trent Green (287, 330)	2002-03
611 Alex Smith (308, 303)	2013-14
610 Alex Smith (303, 307)	2014-15
<b>Most Passes Completed, Rookie, Season</b>	
146 Steve Fuller	1979
30 Hunter Enis	1960
22 Patrick Mahomes	2017
20 Todd Blackledge	1983
<b>Most Passes Completed, Game (All 30+)</b>	
39 Elvis Grbac at Oakland	Nov. 5, 2000
37 Joe Montana at San Diego	Oct. 9, 1994
37 Patrick Mahomes at Tampa Bay	Nov. 29, 2020
36 Patrick Mahomes at Tennessee	Nov. 10, 2019
35 Patrick Mahomes at Baltimore	Dec. 9, 2018
35 Patrick Mahomes at Las Vegas	Nov. 14, 2021
34 Joe Montana at Denver	Oct. 17, 1994
34 Trent Green at Denver	Dec. 7, 2003
34 Alex Smith vs. San Diego	Sept. 11, 2016
34 Patrick Mahomes at Las Vegas	Nov. 22, 2020
33 Steve Bono at Miami	Dec. 12, 1994
33 Trent Green at San Diego	Jan. 2, 2005
33 Matt Cassel at Denver	Nov. 14, 2010
33 Patrick Mahomes at L.A. Rams	Nov. 19, 2018
33 Patrick Mahomes vs. Buffalo	Oct. 10, 2021
32 Trent Green at Tampa Bay	Nov. 7, 2004
32 Trent Green vs. Oakland	Dec. 25, 2004
32 Patrick Mahomes at Washington	Oct. 17, 2021
31 Bill Kenney at San Diego	Dec. 11, 1983
31 Elvis Grbac vs. Carolina	Dec. 10, 2000
31 Trent Green at San Diego	Oct. 30, 2005
31 Alex Smith at Pittsburgh	Dec. 21, 2014
31 Alex Smith at Cincinnati	Oct. 4, 2015
31 Patrick Mahomes at Baltimore	Sept. 28, 2020
31 Patrick Mahomes vs. N.Y. Jets	Nov. 1, 2020
31 Patrick Mahomes at Los Angeles Chargers	Dec. 16, 2021
30 Steve DeBerg vs. Cleveland	Nov. 24, 1991
30 Elvis Grbac vs. Seattle	Nov. 21, 1999
30 Alex Smith at Pittsburgh	Oct. 2, 2016
30 Patrick Mahomes at Oakland	Sept. 15, 2019
30 Patrick Mahomes vs. Carolina	Nov. 8, 2020
<b>Most Consecutive Passes Completed</b>	



# REGULAR INDIVIDUAL

15 Len Dawson at Houston	Sept. 9, 1967
15 Bill Kenney vs. San Diego (13) at Washington (2)	Sept. 12, 1983 Sept. 18, 1983
15 Alex Smith at Oakland	Oct. 16, 2016
15 Alex Smith at Atlanta	Dec. 4, 2016
14 Trent Green vs. Indianapolis	Oct. 31, 2004
<b>Most Seasons Leading League</b>	
*8 Len Dawson	1962, '64-69, '75
*NFL RECORD	
<b>Most Consecutive Seasons Leading League</b>	
*6 Len Dawson	1964-69
*NFL RECORD	
<b>Highest Completion Percentage, Career (1,000 attempts)</b>	
66.10 Patrick Mahomes (2,345-1,550)	2017-21
65.15 Alex Smith (2,436-1,587)	2013-17
61.94 Trent Green (2,777-1,720)	2001-06
57.97 Steve DeBerg (1,616-934)	1988-91
57.94 Elvis Grbac (1,548-897)	1997-00
57.35 Matt Cassel (1,489-854)	2009-12
<b>Highest Completion Percentage, Season (100 attempts)</b>	
67.52 Alex Smith (505-341)	2017
67.08 Alex Smith (489-328)	2016
66.43 Len Dawson (140-93)	1975
66.37 Trent Green (556-369)	2004
66.33 Patrick Mahomes (588-390)	2020
66.26 Patrick Mahomes (658-436)	2021
<b>Highest Completion Percentage, Rookie, Season</b>	
62.86 Patrick Mahomes (35-22)	2017
58.82 Todd Blackledge (34-20)	1983
55.56 Hunter Enis (54-30)	1960
54.07 Steve Fuller (270-146)	1979
<b>Highest Completion Percentage, Game (20 attempts)</b>	
86.36 A. Smith at Oakland (22-19)	Oct. 16, 2016
86.21 A. Smith vs. St. Louis (29-25)	Oct. 26, 2014
85.00 A. Smith at Oakland (20-17)	Dec. 15, 2013
84.00 A. Smith at Baltimore (25-21)	Dec. 20, 2015
84.00 A. Smith at Atlanta (25-21)	Dec. 4, 2016
<b>Most Passing Yards, Career (All 10,000+)</b>	
28,507 Len Dawson	1962-75
21,459 Trent Green	2001-06
18,991 Patrick Mahomes	2017-21
17,608 Alex Smith	2013-17
17,277 Bill Kenney	1979-88
11,873 Steve DeBerg	1988-91
11,295 Mike Livingston	1968-79
10,642 Elvis Grbac	1997-00
<b>Most Passing Yards, Season (All 4,000+)</b>	
5,097 Patrick Mahomes	2018
4,839 Patrick Mahomes	2021
4,740 Patrick Mahomes	2020
4,591 Trent Green	2004
4,348 Bill Kenney	1983
4,169 Elvis Grbac	2000
4,042 Alex Smith	2017
4,039 Trent Green	2003
4,031 Patrick Mahomes	2019
4,014 Trent Green	2005
<b>Most Passing Yards, Consecutive Seasons</b>	
9,579 Patrick Mahomes (4,740, 4,839)	2020-21
9,128 Patrick Mahomes (5,097, 4,031)	2018-19
8,771 Patrick Mahomes (4,031, 4,740)	2019-20
8,630 Trent Green (4,039, 4,591)	2003-04
8,605 Trent Green (4,591, 4,014)	2004-05

<b>Most Passing Yards, Rookie, Season</b>	
1,484 Steve Fuller	1979
357 Hunter Enis	1960
284 Patrick Mahomes	2017
259 Todd Blackledge	1983
<b>Most Passing Yards, Game (All 400+)</b>	
504 Elvis Grbac at Oakland	Nov. 5, 2000
478 Patrick Mahomes at L.A. Rams	Nov. 19, 2018
469 Matt Cassel at Denver	Nov. 14, 2010
462 Patrick Mahomes at Tampa Bay	Nov. 29, 2020
446 Patrick Mahomes at Tennessee	Nov. 10, 2019
443 Patrick Mahomes at Oakland	Sept. 15, 2019
435 Len Dawson vs. Denver	Nov. 1, 1964
416 Patrick Mahomes vs. N.Y. Jets	Nov. 1, 2020
411 Bill Kenney at San Diego	Dec. 11, 1983
410 Patrick Mahomes at Los Angeles Chargers	Dec. 16, 2021
406 Patrick Mahomes at Las Vegas	Nov. 14, 2021
400 Trent Green at Green Bay	Oct. 12, 2003
<b>Most Games, 300 Yards Passing, Career</b>	
31 Patrick Mahomes	2017-21
24 Trent Green	2001-06
15 Bill Kenney	1979-88
9 Len Dawson	1962-75
8 Alex Smith	2013-17
7 Elvis Grbac	1997-00
5 Steve DeBerg	1988-91
<b>Most Games, 300 Yards Passing, Season</b>	
10 Patrick Mahomes	2018
9 Patrick Mahomes	2020
8 Trent Green	2004
7 Bill Kenney	1983
7 Patrick Mahomes	2019
5 Elvis Grbac	2000
5 Trent Green	2003
5 Alex Smith	2017
5 Patrick Mahomes	2021
<b>Most Consecutive Games, 300 Yards Passing, Season</b>	
8 Patrick Mahomes	2018
6 Patrick Mahomes	2020
5 Patrick Mahomes	2019
4 Bill Kenney	1983
4 Trent Green	2004
3 Elvis Grbac	2000
2 Joe Montana	1994
2 Steve Bono	1994
2 Trent Green	2001
2 Trent Green	2002
2 Trent Green	2003
2 Patrick Mahomes	2020
2 Patrick Mahomes	2021
<b>Long Pass Completion (All TDs)</b>	
*99 Trent Green vs. San Diego (to Marc Boerigter)	Dec. 22, 2002
93 Mike Livingston vs. Miami (to Otis Taylor for 79 yards, lateral to Robert Holmes for 14 yards)	Oct. 19, 1969
92 Len Dawson at Denver (to Tommy Brooker)	Nov. 18, 1962
92 Len Dawson at Oakland (to Gloster Richardson)	Nov. 3, 1968
90 Len Dawson vs. Houston (to Frank Pitts)	Nov. 17, 1968

# REGULAR INDIVIDUAL

90 Steve DeBerg vs. San Diego (to J.J. Birden)	Nov. 18, 1990
<b>*NFL RECORD</b>	
<b>Most 20+ Yard Passes, Career</b>	
274 Trent Green	2001-06
253 Patrick Mahomes	2017-21
215 Alex Smith	2013-17
133 Elvis Grbac	1997-00
122 Matt Cassel	2009-12
<b>Most 20+ Yard Passes, Season</b>	
75 Patrick Mahomes	2018
67 Patrick Mahomes	2020
59 Trent Green	2004
58 Patrick Mahomes	2021
55 Elvis Grbac	2000
54 Trent Green	2003
<b>Most 20+ Yard Passes, Game</b>	
9 Matt Cassel at Denver	Nov. 14, 2010
9 Patrick Mahomes at L.A. Rams	Nov. 19, 2018
8 Patrick Mahomes at Oakland	Sept. 15, 2019
8 Patrick Mahomes at Miami	Dec. 13, 2020
7 Dave Krieg at L.A. Raiders	Dec. 6, 1992
7 Rich Gannon at San Diego	Nov. 22, 1998
7 Elvis Grbac at Oakland	Nov. 5, 2000
7 Trent Green at Arizona	Oct. 21, 2001
7 Trent Green vs. Indianapolis	Oct. 31, 2004
7 Alex Smith at New York Jets	Dec. 3, 2017
7 Patrick Mahomes at Cleveland	Nov. 4, 2018
7 Patrick Mahomes vs. Las Vegas	Oct. 11, 2020
7 Patrick Mahomes vs. Carolina	Nov. 8, 2020
7 Patrick Mahomes at Tampa Bay	Nov. 29, 2020
7 Patrick Mahomes at Los Angeles Chargers	Dec. 16, 2021
6 19 times; Last P. Mahomes at Las Vegas	Nov. 14, 2021
<b>Most Seasons Leading League</b>	
3 Len Dawson	1962, '66, '69
<b>Highest Passing Average, Career (1,000 attempts)</b>	
8.10 Patrick Mahomes (2,345-18,991)	2017-21
7.73 Trent Green (2,777-21,459)	2001-06
7.71 Len Dawson (3,696-28,507)	1962-75
7.35 Steve DeBerg (1,616-11,873)	1988-91
7.23 Alex Smith (2,436-17,608)	2013-17
7.11 Bill Kenney (2,430-17,277)	1979-88
<b>Highest Passing Average, Season (Qualifiers: 224 attempts/16 G; 238 attempts/17 G)</b>	
9.42 Len Dawson (224-2,109)	1968
8.90 Len Dawson (310-2,759)	1962
8.90 Len Dawson (284-2,527)	1966
8.79 Patrick Mahomes (580-5,097)	2018
<b>Highest Passing Average, Game (20 attempts)</b>	
15.76 S. DeBerg at New England (21-331)	Dec. 2, 1990
14.35 A. Smith at Oakland (20-287)	Dec. 15, 2013
13.90 T. Green vs. Denver (21-292)	Dec. 16, 2001
12.82 L. Dawson vs. Denver (22-282)	Dec. 19, 1965
<b>Most Seasons Leading League</b>	
*4 Len Dawson	1962, '63, '65, '66
<b>*NFL RECORD</b>	
<b>Most Touchdown Passes, Career</b>	
237 Len Dawson	1962-75
151 Patrick Mahomes	2017-21
118 Trent Green	2001-06
105 Bill Kenney	1979-88
102 Alex Smith	2013-17
67 Steve DeBerg	1988-91
<b>Most Touchdown Passes, Season</b>	

50 Patrick Mahomes	2018
38 Patrick Mahomes	2020
37 Patrick Mahomes	2021
30 Len Dawson	1964
29 Len Dawson	1962
<b>Most Touchdown Passes, Consecutive Seasons</b>	
76 Patrick Mahomes (50, 26)	2018-19
75 Patrick Mahomes (38, 37)	2020-21
64 Patrick Mahomes (26, 38)	2019-20
56 Len Dawson (26, 30)	1963-64
55 Len Dawson (29, 26)	1962-63
<b>Most Touchdown Passes, Rookie, Season</b>	
6 Steve Fuller	1979
3 Todd Blackledge	1983
1 Hunter Enis	1960
<b>Most Touchdown Passes, Game</b>	
6 Len Dawson vs. Denver	Nov. 1, 1964
6 Patrick Mahomes	2 times
Last; at L.A. Rams	Nov. 19, 2018
5 Len Dawson	2 times
Last; vs. Miami	Oct. 8, 1967
5 Elvis Grbac vs. San Diego	Sept. 17, 2000
5 Trent Green vs. Miami	Sept. 29, 2002
5 Alex Smith at Oakland	Dec. 15, 2013
5 Patrick Mahomes	3 times
Last; at Las Vegas	Nov. 14, 2021
4 Len Dawson	6 times
Last; at Baltimore	Sept. 28, 1970
4 Bill Kenney	4 times
Last; at Chicago	Nov. 1, 1987
4 Trent Green at Cleveland	Dec. 3, 2006
4 Matt Cassel	2 times
Last; at Indianapolis	Oct. 9, 2011
4 Alex Smith	2 times
Last; at New York Jets	Dec. 3, 2017
4 Patrick Mahomes	8 times
Last; vs. Carolina	Nov. 8, 2020
<b>Most Consecutive Games, Touchdown Passes</b>	
31 Patrick Mahomes	Oct. 6, 2019 - Oct. 17, 2021
15 Elvis Grbac	Nov. 28, 1999 - Nov. 12, 2000
14 Len Dawson	Oct. 3, 1965 - Oct. 8, 1966
14 Patrick Mahomes	Oct. 14, 2018 - Sept. 22, 2019
12 Len Dawson	Sept. 8, 1962 - Dec. 2, 1962
12 Trent Green	Nov. 28, 2001 - Oct. 20, 2002
<b>Most Consecutive Passes, None Intercepted</b>	
312 Alex Smith	2015
297 Alex Smith	2016-17
233 Steve DeBerg	1990
219 Patrick Mahomes	2018-19
202 Rich Gannon	1997-98
187 Patrick Mahomes	2017-18
<b>Most Passes Had Intercepted, Career</b>	
178 Len Dawson	1962-75
86 Bill Kenney	1979-88
85 Trent Green	2001-06
83 Mike Livingston	1968-79
50 Steve DeBerg	1988-91
<b>Most Attempts, No Interceptions, Game (All 40+)</b>	
53 Matt Cassel at Denver	Nov. 14, 2010
50 Patrick Mahomes at Las Vegas	Nov. 14, 2021
49 Patrick Mahomes at Tampa Bay	Nov. 29, 2020
47 Trent Green at Denver	Dec. 7, 2003
47 Patrick Mahomes at L.A. Chargers	Sept. 20, 2020
47 Patrick Mahomes at New Orleans	Dec. 20, 2020

# REGULAR INDIVIDUAL

45 Patrick Mahomes at Denver	Oct. 1, 2018
45 Alex Smith at Cincinnati	Oct. 4, 2015
45 Bill Kenney at L.A. Raiders	Oct. 9, 1983
45 Steve DeBerg at Denver	Sept. 17, 1990
45 Trent Green at Green Bay	Oct. 12, 2003
45 Alex Smith at Denver	Nov. 17, 2013
45 Alex Smith at Pittsburgh	Dec. 21, 2014
45 Patrick Mahomes vs. Carolina	Nov. 8, 2020
44 Alex Smith at Denver	Nov. 27, 2016
44 Patrick Mahomes at Oakland	Sept. 15, 2019
44 Patrick Mahomes at Denver	Jan. 8, 2022
43 Bill Kenney at Houston	Oct. 23, 1983
43 Rich Gannon at Denver	Dec. 6, 1998
43 Trent Green at Denver	Dec. 15, 2002
43 Trent Green at San Diego	Oct. 30, 2005
43 Matt Cassel vs. Buffalo	Dec. 13, 2009
42 Trent Green vs. Cleveland	Nov. 9, 2003
42 Trent Green at Cincinnati	Nov. 16, 2003
42 Alex Smith at Denver	Sept. 14, 2014
42 Patrick Mahomes at Detroit	Sept. 29, 2019
42 Patrick Mahomes at Baltimore	Sept. 28, 2020
42 Patrick Mahomes vs. N.Y. Jets	Nov. 1, 2020
41 Todd Blackledge vs. Houston	Nov. 11, 1984
41 Steve Bono vs. San Diego	Oct. 9, 1995
41 Rich Gannon vs. Dallas	Dec. 13, 1998
41 Tyler Thigpen at San Diego	Nov. 9, 2008
40 Steve Bono vs. New England	Oct. 15, 1995
40 Elvis Grbac vs. San Diego	Oct. 16, 1997
40 Elvis Grbac vs. Oakland	Oct. 15, 2000
40 Patrick Mahomes at Seattle	Dec. 23, 2018
40 Patrick Mahomes vs. Denver	Dec. 6, 2020
<b>Most Passes Had Intercepted, Season</b>	
24 Trent Green	2001
23 Cotton Davidson	1961
19 Len Dawson	1963
19 Bill Kenney	1983
17 Len Dawson	1962, '67
17 Trent Green	2004
<b>Most Passes Had Intercepted, Rookie, Season</b>	
14 Steve Fuller	1979
2 Hunter Enis	1960
2 Brodie Croyle	2006
1 Tyler Thigpen	2007
1 Patrick Mahomes	2017
0 Todd Blackledge	1983
<b>Most Interceptions, Game</b>	
6 Todd Blackledge vs. L.A. Rams	Oct. 20, 1985
5 Cotton Davidson at Houston	Oct. 16, 1960
5 Len Dawson vs. Oakland	Nov. 23, 1969
5 Mike Livingston vs. Pittsburgh	Oct. 13, 1974
5 Bill Kenney vs. San Diego	Sept. 20, 1981
5 Steve DeBerg at San Diego	Sept. 24, 1989
<b>Lowest Percentage, Passes Had Intercepted, Career (1,000 att)</b>	
1.35 Alex Smith (2,436-33)	2013-17
1.58 Patrick Mahomes (2,345-37)	2017-21
2.96 Matt Cassel (1,489-44)	2009-12
3.04 Elvis Grbac (1,548-47)	1997-00
3.09 Steve DeBerg (1,616-50)	1988-91
3.54 Bill Kenney (2,430-85)	1979-88
<b>Lowest Percentage, Passes Had Intercepted, Season (300 att)</b>	
0.90 Steve DeBerg (444-4)	1990
0.99 Alex Smith (505-5)	2017

1.02 Patrick Mahomes (588-6)	2020
1.03 Patrick Mahomes (484-5)	2019
1.29 Alex Smith (464-6)	2014
1.38 Alex Smith (508-7)	2013
1.49 Alex Smith (470-7)	2015
1.56 Matt Cassel (450-7)	2010
1.64 Alex Smith (489-8)	2016
1.69 Rich Gannon (354-6)	1998
1.83 Joe Montana (493-9)	1994
<b>Times Sacked (All 100+)</b>	
195.0 Bill Kenney	1979-88
192.0 Alex Smith	2013-17
173.0 Trent Green	2001-06
133.0 Mike Livingston	1968-79
120.0 Steve Fuller	1979-82
109.0 Matt Cassel	2009-12
<b>Times Sacked, Season</b>	
49.0 Steve Fuller	1980
48.0 Dave Krieg	1992
45.0 Alex Smith	2014
45.0 Alex Smith	2015
42.0 Matt Cassel	2009
41.0 Bill Kenney	1983
39.0 Trent Green	2001
39.0 Alex Smith	2013
<b>Times Sacked, Game</b>	
10.0 Steve Fuller vs. Baltimore	Nov. 2, 1980
8.0 Steve Fuller at Pittsburgh	Dec. 5, 1982

## Pass Receiving

### Most Seasons Leading League

1 MacArthur Lane (66 recs.)	1976
1 Tony Gonzalez (102 recs.)	2004

### Most Pass Receptions, Career (All 400+)

916 Tony Gonzalez	1997-08
704 Travis Kelce	2013-21
532 Dwayne Bowe	2007-14
479 Tyreek Hill	2016-21
416 Henry Marshall	1976-87
410 Otis Taylor	1965-75

### Most Seasons, 50 or More Pass Receptions

11 Tony Gonzalez	1998-08
8 Travis Kelce	2014-21
6 Dwayne Bowe	2007-08, 2010-13
6 Tyreek Hill	2016-21
5 Kimble Anders	1994-98
5 Eddie Kennison	2002-06
4 Chris Burford	1961, '63-64, '66
4 Otis Taylor	1966-67, '71-72
3 Carlos Carson	1983-84, '87
3 Stephone Paige	1986, '88, '90
3 Derrick Alexander	1998-00
3 Priest Holmes	2001-03

### Most Pass Receptions, Season (All 80+)

111 Tyreek Hill	2021
105 Travis Kelce	2020
103 Travis Kelce	2018
102 Tony Gonzalez	2004
99 Tony Gonzalez	2007
97 Travis Kelce	2019
96 Tony Gonzalez	2008
93 Tony Gonzalez	2000
92 Travis Kelce	2021

# REGULAR INDIVIDUAL

87 Jeremy Maclin	2015
87 Tyreek Hill	2018
87 Tyreek Hill	2020
86 Dwayne Bowe	2008
85 Travis Kelce	2016
81 Dwayne Bowe	2011
80 Carlos Carson	1983

## Most Pass Receptions, Consecutive Seasons

202 Travis Kelce (97, 105)	2019-20
200 Travis Kelce (103, 97)	2018-19
198 Tyreek Hill (87, 111)	2020-21
197 Travis Kelce (105, 92)	2020-21
195 Tony Gonzalez (99, 96)	2007-08

## Most Pass Receptions, Game (All 10+)

14 Tony Gonzalez at San Diego	Jan. 2, 2005
13 Dwayne Bowe at Denver	Nov. 14, 2010
13 Dwayne Bowe at Seattle	Nov. 28, 2010
13 Tyreek Hill at Tampa Bay	Nov. 29, 2020
12 Ed Podolak vs. Denver	Oct. 7, 1973
12 Travis Kelce at Oakland	Dec. 2, 2018
12 Tyreek Hill vs. New York Giants	Nov. 1, 2021
12 Tyreek Hill at Los Angeles Chargers	Dec. 16, 2021
11 Chris Burford at Buffalo	Sept. 22, 1963
11 Emile Harry at Cleveland	Nov. 24, 1991
11 Kimble Anders vs. N.Y. Giants	Sept. 10, 1995
11 Tony Gonzalez at New England	Dec. 4, 2000
11 Dante Hall at Denver	Dec. 7, 2003
11 Tony Gonzalez vs. Oakland	Dec. 25, 2004
11 Jeremy Maclin at Cincinnati	Oct. 4, 2015
11 Travis Kelce vs. Denver	Dec. 25, 2016
11 Tyreek Hill at Tennessee	Nov. 10, 2019
11 Travis Kelce vs. Denver	Dec. 15, 2019
11 Tyreek Hill at Las Vegas	Nov. 22, 2020
11 Tyreek Hill vs. Cleveland	Sept. 12, 2021
11 Tyreek Hill at Philadelphia	Oct. 3, 2021
10 Chris Burford at Boston	Oct. 12, 1962
10 Chris Buford vs. Buffalo	Oct. 13, 1963
10 Frank Jackson at N.Y. Jets	Nov. 29, 1964
10 Chris Burford at Boston	Sept. 25, 1966
10 Otis Taylor vs. Cincinnati	Oct. 15, 1972
10 Ed Podolak at Houston	Sept. 29, 1974
10 Stephone Paige at Denver	Sept. 17, 1990
10 J.J. Birden at Miami	Dec. 12, 1994
10 Kimble Anders vs. Denver	Nov. 16, 1998
10 Tony Gonzalez at Denver	Sept. 24, 2000
10 Tony Gonzalez vs. Carolina	Dec. 10, 2000
10 Tony Gonzalez vs. Cincinnati	Sept. 10, 2006
10 Tony Gonzalez vs. Green Bay	Nov. 4, 2007
10 Tony Gonzalez vs. San Diego	Dec. 2, 2007
10 Tony Gonzalez at Detroit	Dec. 23, 2007
10 Tony Gonzalez at San Diego	Nov. 9, 2008
10 Tony Gonzalez vs. Buffalo	Nov. 23, 2008
10 Dwayne Bowe at Cincinnati	Dec. 28, 2008
10 Tyreek Hill at Carolina	Nov. 13, 2016
10 Albert Wilson at Denver	Dec. 31, 2017
10 Tyreek Hill at Los Angeles Rams	Nov. 19, 2018
10 Travis Kelce at Los Angeles Rams	Nov. 19, 2018
10 Travis Kelce vs. Carolina	Nov. 8, 2020
10 Travis Kelce at Los Angeles Chargers	Dec. 16, 2021

## Most Pass Receptions, Half

11 T. Gonzalez (2nd) at San Diego	Jan. 2, 2005
10 E. Harry (2nd) at Cleveland	Nov. 24, 1991
9 C. Burford (2nd) vs. Buffalo	Oct. 13, 1963

9 K. Anders (2nd) vs. N.Y. Giants	Sept. 10, 1995
9 T. Gonzalez (1st) vs. Oakland	Dec. 25, 2004

## Most Consecutive Games, Pass Receptions

131 Tony Gonzalez	Dec. 4, 2000 - Dec. 28, 2008
126 Travis Kelce	Sept. 7, 2014 - Dec. 5, 2021
83 Stephone Paige	Nov. 17, 1985 - Sept. 29, 1991
55 Eddie Kennison	Dec. 9, 2001 - Oct. 2, 2005
48 Priest Holmes	Sept. 9, 2001 - Sept. 19, 2004

## Most Receptions, Running Back, Career

369 Kimble Anders	1991-00
288 Ed Podolak	1969-77
285 Jamaal Charles	2008-16
251 Priest Holmes	2001-07
197 Abner Haynes	1960-64

## Most Receptions, Running Back, Season

74 Priest Holmes	2003
70 Priest Holmes	2002
70 Jamaal Charles	2013
67 Kimble Anders	1994
66 MacArthur Lane	1976

## Most Receptions, Tight End, Career

916 Tony Gonzalez	1997-08
704 Travis Kelce	2013-21
198 Fred Arbanas	1962-70
163 Walter White	1975-79
135 Jonathan Hayes	1985-93
111 Keith Cash	1992-96

## Most Pass Receptions, Tight End, Season

105 Travis Kelce	2020
103 Travis Kelce	2018
102 Tony Gonzalez	2004
99 Tony Gonzalez	2007
97 Travis Kelce	2019

## Most Pass Receptions, Rookie, Season

70 Dwayne Bowe	2007
61 Tyreek Hill	2016
55 Abner Haynes (RB)	1960
53 Kareem Hunt (RB)	2017
48 Sylvester Morris	2000

## Most Receiving Yards, Career (All 6,000+)

10,940 Tony Gonzalez	1997-08
9,006 Travis Kelce	2013-21
7,306 Otis Taylor	1965-75
7,155 Dwayne Bowe	2007-14
6,630 Tyreek Hill	2016-21
6,545 Henry Marshall	1976-87
6,360 Carlos Carson	1980-89
6,341 Stephone Paige	1983-91

## Most Seasons, 1,000 or More Receiving Yards

6 Travis Kelce	2016-21
4 Tony Gonzalez	2000, 2004, 2007-08
4 Tyreek Hill	2017-18, 2020-21
3 Carlos Carson	1983-84, '87
3 Dwayne Bowe	2008, 2010-11
2 Otis Taylor	1966, '71
2 Eddie Kennison	2004-05
1 Stephone Paige	1990
1 Andre Rison	1997
1 Derrick Alexander	2000
1 Jeremy Maclin	2015

## Most Receiving Yards, Season (All 1,000+)

1,479 Tyreek Hill	2018
1,416 Travis Kelce	2020
1,391 Derrick Alexander	2000

# REGULAR INDIVIDUAL

1,351	Carlos Carson	1983
1,336	Travis Kelce	2018
1,297	Otis Taylor	1966
1,276	Tyreek Hill	2020
1,258	Tony Gonzalez	2004
1,239	Tyreek Hill	2021
1,229	Travis Kelce	2019
1,203	Tony Gonzalez	2000
1,183	Tyreek Hill	2017
1,172	Tony Gonzalez	2007
1,162	Dwayne Bowe	2010
1,159	Dwayne Bowe	2011
1,125	Travis Kelce	2016
1,125	Travis Kelce	2021
1,110	Otis Taylor	1971
1,102	Eddie Kennison	2005
1,092	Andre Rison	1997
1,086	Eddie Kennison	2004
1,078	Carlos Carson	1984
1,058	Tony Gonzalez	2008
1,044	Carlos Carson	1987
1,038	Travis Kelce	2017
1,034	Jeremy Maclin	2015
1,022	Dwayne Bowe	2008
1,021	Stephone Paige	1990

## Most Receiving Yards, Consecutive Seasons

2,662	Tyreek Hill (1,183, 1,479)	2017-18
2,645	Travis Kelce (1,229, 1,416)	2019-20
2,565	Travis Kelce (1,336, 1,229)	2018-19
2,541	Travis Kelce (1,416, 1,125)	2020-21
2,515	Tyreek Hill (1,276, 1,239)	2020-21
2,429	Carlos Carson (1,351, 1,078)	1983-84

## Most Receiving Yards, Game

309	Stephone Paige vs. San Diego (8 Receptions)	Dec. 22, 1985
269	Tyreek Hill at Tampa Bay (13 Receptions)	Nov. 29, 2020
215	Tyreek Hill at L.A. Rams (10 Receptions)	Nov. 19, 2018
213	Curtis McClinton vs. Denver (5 Receptions)	Dec. 19, 1965
210	Larry Brunson vs. San Diego (9 Receptions)	Nov. 10, 1974
206	Stephone Paige at Denver (10 Receptions)	Sept. 17, 1990
198	Sammy Watkins at Jacksonville (9 Receptions)	Sept. 8, 2019
197	Carlos Carson at San Diego (9 Receptions)	Oct. 25, 1987
197	Tyreek Hill vs. Cleveland (11 Receptions)	Sept. 12, 2021

## Most Games, 100 or More Receiving Yards, Career

29	Travis Kelce	2013-21
26	Tony Gonzalez	1997-08
20	Otis Taylor	1965-75
18	Carlos Carson	1980-88
18	Tyreek Hill	2016-21
17	Eddie Kennison	2001-07
15	Dwayne Bowe	2007-14

## Most Games, 100 or More Receiving Yards, Season

6	Otis Taylor	1966
6	Carlos Carson	1983
6	Derrick Alexander	2000

6	Tony Gonzalez	2000
6	Tony Gonzalez	2004
6	Travis Kelce	2016
6	Tyreek Hill	2018
6	Travis Kelce	2020
5	Eddie Kennison	2004
5	Eddie Kennison	2005
5	Tony Gonzalez	2007
5	Dwayne Bowe	2010
5	Travis Kelce	2018

## Most Consecutive Games, 100 or More Receiving Yards, Season

4	Tony Gonzalez	2000
4	Travis Kelce	2016
3	Frank Jackson	1964
3	Otis Taylor	1966
3	Willie Davis	1992
3	Dwayne Bowe	2010
3	Travis Kelce	2020
3	Tyreek Hill	2020

## Longest Pass Receptions (All TDs)

*99	Marc Boerigter vs. San Diego (from Trent Green)	Dec. 22, 2002
92	Tommy Brooker at Denver (from Len Dawson)	Nov. 18, 1962
92	Gloster Richardson at Oakland (from Len Dawson)	Nov. 3, 1968
90	Frank Pitts vs. Boston (from Len Dawson)	Nov. 17, 1968
90	J.J. Birden vs. San Diego (from Steve DeBerg)	Nov. 18, 1990
89	Otis Taylor vs. Miami (from Len Dawson)	Nov. 13, 1966
89	Demarcus Robinson vs. Oakland (from Patrick Mahomes)	Dec. 30, 2018
86	Stephone Paige vs. New England (from Steve DeBerg)	Dec. 2, 1990
86	Derrick Alexander at Chicago (from Elvis Grbac)	Sept. 12, 1999

## \*NFL RECORD

## Most Receiving Yards, Running Back, Career

2,829	Kimble Anders	1991-00
2,739	Abner Haynes	1960-65
2,457	Jamaal Charles	2008-16
2,456	Ed Podolak	1969-77
2,377	Priest Holmes	2001-07

## Most Receiving Yards, Running Back, Season

693	Jamaal Charles	2013
690	Priest Holmes	2003
672	Priest Holmes	2002
614	Priest Holmes	2001
590	Curtis McClinton	1965

## Most Receiving Yards, Running Back, Game

213	Curtis McClinton vs. Denver	Dec. 19, 1965
195	Jamaal Charles at Oakland	Dec. 15, 2013
149	Abner Haynes vs. San Diego	Oct. 20, 1963
130	Johnny Robinson vs. Buffalo	Dec. 18, 1960
129	Spencer Ware vs. San Diego	Sept. 11, 2016
127	Abner Haynes at N.Y. Titans	Dec. 3, 1961

## Most Games, 100 or More Receiving Yards, RB, Career

5	Abner Haynes	1960-65
5	Priest Holmes	2001-07
3	Johnny Robinson	1960-71

# REGULAR INDIVIDUAL

3 Paul Palmer	1987-88
2 Curtis McClinton	1962-69
2 Larry Johnson	2003-09
2 Jamaal Charles	2008-16

## Most Games, 100 or More Receiving Yards, RB, Season

3 Paul Palmer	1988
2 Johnny Robinson	1960
2 Abner Haynes	1964
2 Priest Holmes	2001

## Most Receiving Yards, Tight End, Career (All 1,000+)

10,940 Tony Gonzalez	1997-08
9,006 Travis Kelce	2013-21
3,101 Fred Arbanas	1962-70
2,396 Walter White	1975-79
1,541 Jonathan Hayes	1985-93
1,046 Keith Cash	1992-96
1,009 Tony Moeaki	2010-12

## Most Receiving Yards, Tight End, Season

1,416 Travis Kelce	2020
1,336 Travis Kelce	2018
1,258 Tony Gonzalez	2004
1,229 Travis Kelce	2019
1,203 Tony Gonzalez	2000
1,172 Tony Gonzalez	2007

## Most Receiving Yards, Tight End, Game

191 Travis Kelce at Los Angeles Chargers	Dec. 16, 2021
168 Travis Kelce at Oakland	Dec. 2, 2018
160 Travis Kelce vs. Denver	Dec. 25, 2016
159 Travis Kelce vs. Carolina	Nov. 8, 2020
147 Tony Gonzalez at New England	Dec. 4, 2000
144 Tony Gonzalez at San Diego	Jan. 2, 2005

## Most Receiving Yards, Rookie, Season

995 Dwayne Bowe	2007
789 Chris Burford	1960
678 Sylvester Morris	2000
611 Johnny Robinson (RB)	1960
593 Tyreek Hill	2016
576 Abner Haynes (RB)	1960

## Highest Receiving Average, Career (200 receptions)

18.12 Carlos Carson (351-6,360)	1980-89
17.82 Otis Taylor (410-7,306)	1965-75
17.30 Derrick Alexander (213-3,685)	1998-01
16.82 Stephone Paige (377-6,341)	1983-91
16.29 Eddie Kennison (321-5,230)	2001-07

## Highest Receiving Average, Season (24 receptions)

22.36 Otis Taylor (58-1,297)	1966
21.93 Stephone Paige (43-943)	1985
21.83 Frank Pitts (30-655)	1968

## Highest Receiving Average, Game (3 receptions)

42.60 C. McClinton vs. Denver (5-213)	Dec. 19, 1965
40.00 J. Robinson vs. N.Y. Titans (3-120)	Oct. 2, 1960
39.67 Otis Taylor at Denver (3-119)	Dec. 14, 1968

## Most Receiving Touchdowns, Career

76 Tony Gonzalez	1997-08
57 Otis Taylor	1965-75
57 Travis Kelce	2013-21
56 Tyreek Hill	2016-21
55 Chris Burford	1960-67
49 Stephone Paige	1983-91
44 Dwayne Bowe	2007-14

## Most Receiving Touchdowns, Season

15 Dwayne Bowe	2010
15 Tyreek Hill	2020

12 Chris Burford	1962
12 Tyreek Hill	2018
11 Otis Taylor	1967
11 Stephone Paige	1986
11 Tony Gonzalez	1999
11 Travis Kelce	2020
10 Stephone Paige	1985
10 Derrick Alexander	2000
10 Tony Gonzalez	2003
10 Tony Gonzalez	2008
10 Travis Kelce	2018

## Most Receiving Touchdowns, Consecutive Seasons

24 Tyreek Hill (15, 9)	2020-21
22 Tyreek Hill (7, 15)	2019-20
21 Chris Burford (12, 9)	1962-63
21 Stephone Paige (10, 11)	1985-86
20 Tony Gonzalez (11, 9)	1999-00
20 Dwayne Bowe (15, 5)	2010-11
20 Travis Kelce (11, 9)	2020-21

## Most Receiving Touchdowns, Rookie, Season

6 Fred Arbanas	1962
6 Stephone Paige	1983
6 Tyreek Hill	2016
6 Mecole Hardman	2019
5 Chris Burford	1960
5 Otis Taylor	1965
5 Bill Jones	1990
5 Tim Barnett	1991
5 Dwayne Bowe	2007

## Most Receiving Touchdowns, Game

4 Frank Jackson at San Diego	Dec. 13, 1964
4 Jamaal Charles at Oakland	Dec. 15, 2013
3 Chris Burford at Oakland	Sept. 23, 1962
3 Chris Burford at Boston	Sept. 25, 1966
3 Otis Taylor at Denver	Dec. 17, 1967
3 Otis Taylor at N.Y. Jets	Nov. 16, 1969
3 Sylvester Morris vs. San Diego	Sept. 17, 2000
3 Tony Gonzalez vs. Miami	Sept. 29, 2002
3 Dwayne Bowe at Seattle	Nov. 28, 2010
3 Tyreek Hill at New England	Oct. 14, 2018
3 Sammy Watkins at Jacksonville	Sept. 8, 2019
3 Tyreek Hill at Tampa Bay	Nov. 29, 2020
3 Tyreek Hill at Philadelphia	Oct. 3, 2021

## Most Consecutive Games, Touchdown Receptions

7 Dwayne Bowe	Oct. 17, 2010 - Nov. 28, 2010
6 Travis Kelce	Dec. 6, 2020 - Sept. 19, 2021
5 Chris Burford	Sept. 8, 1962 - Oct. 12, 1962
5 Otis Taylor	Oct. 23, 1966 - Nov. 20, 1966
5 Tyreek Hill	Oct. 25, 2020 - Nov. 29, 2020
4 Curtis McClinton	Sept. 11, 1966 - Oct. 2, 1966
4 Willie Frazier	Sept. 17, 1972 - Oct. 8, 1972
4 Otis Taylor	Sept. 25, 1972 - Oct. 15, 1972
4 Tony Gonzalez	Sept. 24, 2000 - Oct. 22, 2000
4 Tony Gonzalez	Dec. 7, 2008 - Dec. 28, 2008
4 Tyreek Hill	Sept. 10, 2020 - Oct. 5, 2020

## Highest TD Catch Percentage, Season (20 recs.)

40.0 Marc Boerigter (20 recs., 8 TDs)	2002
33.3 Chris Burford (45 recs., 12 TDs)	1962
27.3 Gloster Richardson (22 recs., 6 TDs)	1968
25.0 Fred Arbanas (20 recs., 5 TDs)	1967
23.5 Fred Arbanas (34 recs., 8 TDs)	1964
23.1 Mecole Hardman (25 recs., 6 TDs)	2019

## Most 20+ Yard Receptions, Career



# REGULAR INDIVIDUAL

130 Tony Gonzalez	1997-08
125 Travis Kelce	2013-21
101 Dwayne Bowe	2007-14
99 Tyreek Hill	2016-21
81 Eddie Kennison	2001-07
64 Derrick Alexander	1998-01
53 Willie Davis	1991-95

## Most 20+ Yard Receptions, Season

27 Tyreek Hill	2018
24 Derrick Alexander	2000
23 Travis Kelce	2020
20 Derrick Alexander	1998
19 Tony Gonzalez	2004
19 Dwayne Bowe	2010
19 Dwayne Bowe	2011
19 Travis Kelce	2017
19 Tyreek Hill	2020
18 Eddie Kennison	2004
18 Travis Kelce	2018

## Most 20+ Yard Receptions, Game

6 Tyreek Hill at Tampa Bay	Nov. 29, 2020
5 Derrick Alexander at San Diego	Nov. 22, 1998
5 Tyreek Hill at Los Angeles Chargers	Sept. 9, 2018
5 Tyreek Hill at Los Angeles Rams	Nov. 19, 2018
4 Derrick Alexander vs. St. Louis	Oct. 22, 2000
4 Eddie Kennison vs. Jacksonville	Dec. 31, 2006
4 Dwayne Bowe at Denver	Nov. 14, 2010
4 Travis Kelce at Oakland	Dec. 2, 2018
4 Sammy Watkins at Jacksonville	Sept. 8, 2019
4 Demarcus Robinson at Oakland	Sept. 15, 2019
4 Tyreek Hill vs. Cleveland	Sept. 12, 2021
3 47 times; Last, Tyreek Hill and Travis Kelce at LA Chargers	Dec. 16, 2021

## Total Yards From Scrimmage

### Most Attempts From Scrimmage, Career

1,617 Jamaal Charles (1,332 rush, 285 rec.)	2008-16
1,572 Priest Holmes (1,321 rush, 251 rec.)	2001-07
1,526 Larry Johnson (1,375 rush, 151 rec.)	2003-09
1,445 Ed Podolak (1,157 rush, 288 rec.)	1969-77
1,288 Christian Okoye (1,246 rush, 42 rec.)	1987-92
1,073 Marcus Allen (932 rush, 141 rec.)	1993-97

### Most Attempts From Scrimmage, Season

457 Larry Johnson (416 rush, 41 rec.)	2006
394 Priest Holmes (320 rush, 74 rec.)	2003
389 Priest Holmes (327 rush, 62 rec.)	2001
383 Priest Holmes (313 rush, 70 rec.)	2002
372 Christian Okoye (370 rush, 2 rec.)	1989

### Most Attempts From Scrimmage, Game

41 (39 rush, 2 rec.) L. Johnson vs. Seattle	Oct. 29, 2006
39 (33 rush, 6 rec.) J. Charles at New Orleans	Sept. 23, 2012
38 (38 rush, 0 rec.) C. Okoye at Green Bay	Dec. 10, 1989
38 (33 rush, 5 rec.) L. Johnson vs. JAX	Dec. 31, 2006
37 (37 rush, 0 rec.) C. Okoye vs. Seattle	Nov. 5, 1989
37 (36 rush, 1 rec.) L. Johnson at Houston	Nov. 20, 2005

### Most Yards From Scrimmage, Career

10,954 Tony Gonzalez (14 rush, 10,940 rec.)	1997-08
9,717 Jamaal Charles (7,260 rush, 2,457 rec.)	2008-16
9,012 Travis Kelce (6 rush, 9,006 rec.)	2013-21
8,447 Priest Holmes (6,070 rush, 2,377 rec.)	2001-07
7,467 Otis Taylor (161 rush, 7,306 rec.)	1965-75

7,384 Larry Johnson (6,015 rush, 1,369 rec.)	2003-09
--	---------

### Most Yards From Scrimmage, Season

2,287 Priest Holmes (1,615 rush, 672 rec.)	2002
2,199 Larry Johnson (1,789 rush, 410 rec.)	2006
2,169 Priest Holmes (1,555 rush, 614 rec.)	2001
2,110 Priest Holmes (1,420 rush, 690 rec.)	2003
2,093 Larry Johnson (1,750 rush, 343 rec.)	2005

### Most Yards From Scrimmage, Game

309 Stephone Paige vs. San Diego (0 rush, 309 rec.)	Dec. 22, 1985
307 Priest Holmes at Seattle (197 rush, 110 rec.)	Nov. 24, 2002
288 Jamaal Charles at New Orleans (233 rush, 55 rec.)	Sept. 23, 2012
277 Priest Holmes at Oakland (168 rush, 109 rec.)	Dec. 9, 2001
269 Tyreek Hill at Tampa Bay (0 rush, 269 rec.)	Nov. 29, 2020
262 Jamaal Charles at Denver (259 rush, 3 rec.)	Jan. 3, 2009

### Yards Per Touch Average, RB, Career (350 touches)

6.60 Abner Haynes (993-6,553)	1960-64
6.57 Jamaal Charles (1,668-10,963)	2008-16
5.89 Kimble Anders (864-5,890)	1991-00
5.53 Curtis McClinton (916-5,069)	1962-69
5.48 Tony Reed (651-3,566)	1977-80

### Yards Per Touch Average, RB, Season (200 touches)

7.0 Jamaal Charles (275-1,935)	2010
6.9 Abner Haynes (211-1,451)	1960
6.6 Abner Haynes (213-1,399)	1961
6.2 Abner Haynes (260-1,622)	1962
6.2 Jamaal Charles (230-1,417)	2009

## Combined Yardage

### Most Combined Attempts, Career (All 1,000+)

1,668 Jamaal Charles	2008-16
1,572 Priest Holmes	2001-07
1,569 Ed Podolak	1969-77
1,526 Larry Johnson	2003-09
1,289 Christian Okoye	1987-92
1,114 Abner Haynes	1960-65

### Most Combined Attempts, Season (All 300+)

457 Larry Johnson	2006
394 Priest Holmes	2003
389 Priest Holmes	2001
383 Priest Holmes	2002
372 Christian Okoye	1989
329 Jamaal Charles	2013
325 Kareem Hunt	2017
320 Jamaal Charles	2012

### Most Combined Attempts, Game

41 Larry Johnson vs. Seattle	Oct. 29, 2006
39 Jamaal Charles at New Orleans	Sept. 23, 2012
38 Christian Okoye at Green Bay	Dec. 10, 1989
38 Larry Johnson vs. Jacksonville	Dec. 31, 2006
37 Christian Okoye vs. Seattle	Nov. 5, 1989
37 L. Johnson at Houston	Nov. 20, 2005
36 Abner Haynes at Denver	Oct. 30, 1960
36 Derrick Blaylock at New Orleans	Nov. 14, 2004
36 L. Johnson vs. New England	Nov. 27, 2005
36 L. Johnson vs. San Diego	Dec. 24, 2005

### Most Combined Yards, Career (All 7,500+)

12,356 Dante Hall	2000-06
-------------------	---------

# REGULAR INDIVIDUAL

10,963 Tony Gonzalez	1997-08
10,963 Jamaal Charles	2008-16
9,012 Travis Kelce	2013-21
8,447 Abner Haynes	1960-65
8,447 Priest Holmes	2001-07
8,343 Ed Podolak	1969-77
7,677 Carlos Carson	1980-89

## Most Combined Yards, Season

2,446 Dante Hall	2003
2,342 Jamaal Charles	2009
2,287 Priest Holmes	2002
2,236 Dante Hall	2004
2,283 Dante Hall	2005

## Most Combined Yards, Game

309 Stephone Paige vs. San Diego	Dec. 22, 1985
307 Priest Holmes at Seattle	Nov. 24, 2002
296 Dante Hall at Denver	Dec. 7, 2003
290 Noland Smith at San Diego	Oct. 15, 1967
288 Jamaal Charles at New Orleans	Sept. 23, 2012

## Punting

### Most Seasons Leading League

*4 Jerrel Wilson	1965, '68, '72-73
------------------	-------------------

#### \*NFL RECORD

1 Bob Grupp	1979
1 Jim Arnold	1984

### Most Punts, Career

1,124 Dustin Colquitt	2005-19
1,018 Jerrel Wilson	1963-77
421 Louie Aguiar	1994-98
284 Jim Arnold	1983-85
272 Bryan Barker	1990-93

### Most Punts, Season

101 Daniel Pope	1999
99 Lewis Colbert	1986
98 Jim Arnold	1984
96 Dustin Colquitt	2009
95 Dustin Colquitt	2007

### Most Punts, Game

11 Bob Grupp vs. Baltimore	Sept. 2, 1979
11 Jim Arnold at San Francisco	Nov. 17, 1985
11 Kelly Goodburn vs. Cleveland	Nov. 19, 1989
11 Louie Aguiar vs. San Diego	Nov. 13, 1994
11 Dustin Colquitt at Chicago	Dec. 4, 2011
10 Jerrel Wilson at N.Y. Jets	Sept. 18, 1965
10 Jerrel Wilson vs. Denver	Oct. 6, 1974
10 Kelly Goodburn at N.Y. Jets	Oct. 2, 1988
10 Todd Sauerbrun at San Diego	Nov. 26, 2000
10 Dustin Colquitt at N.Y. Jets	Dec. 30, 2007
10 Dustin Colquitt at Jacksonville	Sept. 8, 2013

### Longest Punt (All 70+)

81 Dustin Colquitt vs. San Diego	Dec. 2, 2007
77 Dustin Colquitt at Denver	Dec. 31, 2017
76 Dan Stryzinski vs. Oakland	Sept. 9, 2001
74 Bob Grupp vs. San Diego	Nov. 4, 1979
73 Dustin Colquitt vs. Oakland	Sept. 14, 2008
72 Jerrel Wilson at San Diego	Sept. 29, 1963
72 Dustin Colquitt at Oakland	Dec. 23, 2006
72 Dustin Colquitt at St. Louis	Dec. 19, 2010
71 Dustin Colquitt at Oakland	Dec. 16, 2012
70 Jerrel Wilson at Denver	Oct. 11, 1964
70 Jerrel Wilson vs. Buffalo	Oct. 18, 1964
70 Jerrel Wilson vs. Houston	Nov. 28, 1968

70 Dustin Colquitt at Jacksonville	Nov. 8, 2009
------------------------------------	--------------

### Most Punting Yards, Career

50,393 Dustin Colquitt	2005-19
44,218 Jerrel Wilson	1963-77
17,930 Louie Aguiar	1994-98
11,934 Jim Arnold	1983-85
11,267 Bryan Barker	1990-93

### Most Punting Yards, Season

4,397 Jim Arnold	1984
4,361 Dustin Colquitt	2009
4,322 Dustin Colquitt	2007
4,218 Daniel Pope	1999
4,084 Dustin Colquitt	2011

### Highest Punting Average, Career (200 punts)

44.83 Dustin Colquitt (1,124-50,393)	2005-19
43.44 Jerrel Wilson (1,018-44,218)	1963-77
42.59 Louie Aguiar (421-17,930)	1994-98
42.02 Jim Arnold (284-11,934)	1983-85

### Highest Punting Average, Season (50 punts)

46.83 Dustin Colquitt (83-3,887)	2012
46.03 Dustin Colquitt (87-4,005)	2013
45.89 Dustin Colquitt (89-4,084)	2011
45.70 Dustin Colquitt (65-2,971)	2015
45.53 Jerrel Wilson (80-3,642)	1973
45.49 Dustin Colquitt (95-4,322)	2007

### Highest Punting Average, Game (4 punts)

60.75 Tommy Townsend vs. New England (4-243)	Oct. 5, 2020
57.20 Dustin Colquitt vs. San Diego (5-286)	Oct. 31, 2011
56.83 Tommy Townsend vs. Green Bay (6-341)	Nov. 7, 2021
56.40 Jerrel Wilson vs. Boston (5-282)	Oct. 11, 1970
55.60 Louie Aguiar at Arizona (5-278)	Oct. 1, 1995
54.75 Jerrel Wilson vs. Boston (4-219)	Oct. 3, 1965

### Highest Net Punting Average, Career (200 Punts)

39.74 Dustin Colquitt	2005-19
35.48 Louie Aguiar	1994-98
35.42 Jerrel Wilson	1963-77
35.13 Bob Grupp	1979-81
34.82 Bryan Barker	1990-93

### Highest Net Punting Average, Season (50 Punts)

41.11 Dustin Colquitt	2017
40.84 Dustin Colquitt	2015
40.78 Dustin Colquitt	2009
40.78 Dustin Colquitt	2012
40.66 Dustin Colquitt	2016

### Highest Net Punting Average, Game (4 Punts)

54.33 Tommy Townsend vs. Green Bay	Nov. 7, 2021
52.50 Dustin Colquitt vs. Denver	Sept. 15, 2015
52.20 Dustin Colquitt at L.A. Chargers	Sept. 9, 2018
52.00 Dustin Colquitt at Indianapolis	Oct. 10, 2010
51.86 Dustin Colquitt at Oakland	Dec. 16, 2012

### Most Consecutive Punts, None Blocked

458 Dustin Colquitt	2013-19
377 Louie Aguiar	1994-98
256 Jerrel Wilson	1968-71
233 Jim Arnold	1983-85

### Punts Had Blocked, Career

12 Jerrel Wilson	1963-77
5 Dustin Colquitt	2005-19
2 Bob Grupp	1979-81
2 Jim Arnold	1983-85
2 Bryan Barker	1990-93
2 Daniel Pope	1999

### Punts Had Blocked, Season

# REGULAR INDIVIDUAL

2 Jerrel Wilson	1974
2 Jim Arnold	1985
2 Daniel Pope	1999
<b>Punts Had Blocked, Game</b>	
2 Jim Arnold vs. Denver	Oct. 27, 1985
<b>Most Punts Inside the 20, Career</b>	
462 Dustin Colquitt	2005-19
117 Louie Aguiar	1994-98
62 Bryan Barker	1990-93
58 Jim Arnold	1983-85
54 Kelly Goodburn	1987-90
<b>Most Punts Inside the 20, Season</b>	
45 Dustin Colquitt	2012
41 Dustin Colquitt	2009
38 Dustin Colquitt	2016
37 Dustin Colquitt	2015
35 Dustin Colquitt	2013

## Punt Returns

<b>Most Punt Returns, Career</b>	
220 J.T. Smith	1979-84
188 Dante Hall	2000-06
181 Tamarick Vanover	1995-99
105 Javier Arenas	2010-12
86 Ed Podolak	1969-77
86 Tyreek Hill	2016-21
<b>Most Punt Returns, Season</b>	
58 J.T. Smith	1979
58 Dexter McCluster	2013
51 Tamarick Vanover	1995
51 Tamarick Vanover	1999
50 J.T. Smith	1981
<b>Most Punt Returns, Game</b>	
8 Ed Podolak vs. San Diego	Nov. 10, 1974
8 De'Anthony Thomas vs. Oakland	Dec. 14, 2014
7 J.T. Smith vs. Baltimore	Sept. 2, 1979
7 J.T. Smith vs. N.Y. Giants	Oct. 21, 1979
7 Tamarick Vanover vs. Detroit	Sept. 26, 1999
7 Tamarick Vanover at Denver	Dec. 5, 1999
7 Eddie Drummond at Oakland	Oct. 21, 2007
7 Dexter McCluster at Jacksonville	Sept. 8, 2013
7 Dexter McCluster at Washington	Dec. 8, 2013
<b>Most Seasons Leading League</b>	
2 J.T. Smith	1979-80
<b>Most Punt Return Yards, Career</b>	
2,322 J.T. Smith	1979-84
1,930 Tamarick Vanover	1995-99
1,882 Dante Hall	2000-06
1,029 Javier Arenas	2010-12
1,009 Tyreek Hill	2016-21
959 Dexter McCluster	2010-13
<b>Most Punt Return Yards, Season</b>	
686 Dexter McCluster	2013
640 Tamarick Vanover	1999
612 J.T. Smith	1979
592 Tyreek Hill	2016
581 J.T. Smith	1980
<b>Most Punt Return Yards, Game</b>	
177 Dexter McCluster at Washington	Dec. 8, 2013
156 De'Anthony Thomas vs. Oakland	Dec. 14, 2014
141 J.T. Smith vs. Oakland	Sept. 23, 1979
130 Tamarick Vanover vs. New Orleans	Dec. 21, 1997
128 Dante Hall vs. Arizona	Dec. 1, 2002
<b>Longest Punt Return (All TDs)</b>	

95 Tyreek Hill at San Diego	Jan. 1, 2017
94 Dexter McCluster vs. San Diego	Sept. 13, 2010
93 Dante Hall vs. Denver	Oct. 5, 2003
91 Tyreek Hill at L.A. Chargers	Sept. 9, 2018
90 Dante Hall vs. Arizona	Dec. 1, 2002
89 Dexter McCluster vs. N.Y. Giants	Sept. 29, 2013
<b>Most Seasons Leading League</b>	
1 Abner Haynes	1960
1 Noland Smith	1968
1 Ed Podolak	1970
1 J.T. Smith	1980
1 Dante Hall	2003
1 Tyreek Hill	2016
<b>Highest Punt Return Average, Career (50 returns)</b>	
12.14 Dexter McCluster (79-959)	2010-13
11.73 Tyreek Hill (86-1,009)	2016-21
11.11 Noland Smith (53-589)	1967-69
10.87 Abner Haynes (54-587)	1960-64
10.66 Tamarick Vanover (181-1,930)	1995-99
10.60 J.T. Smith (216-2,289)	1978-84
<b>Highest Punt Return Average, Season (12 returns)</b>	
16.28 Dante Hall (29-472)	2003
15.54 Dexter McCluster (13-202)	2010
15.36 Abner Haynes (14-215)	1960
15.18 Tyreek Hill (39-592)	2016
15.00 Noland Smith (18-270)	1968
<b>Highest Punt Return Average, Game (3 returns)</b>	
35.00 D. Hall vs. Denver (3-105)	Oct. 5, 2003
33.33 D. McCluster vs. San Diego (3-100)	Sept. 13, 2010
28.67 M. Garrett at Buffalo (3-86)	Sept. 11, 1966
28.67 N. Smith vs. N.Y. Jets (3-86)	Sept. 15, 1968
28.25 D. McCluster vs. N.Y. Giants (4-113)	Sept. 29, 2013
<b>Most Punt Return Touchdowns, Career</b>	
5 Dante Hall	2000-06
4 J.T. Smith	1979-84
4 Tamarick Vanover	1995-99
4 Tyreek Hill	2016-21
<b>Most Punt Return Touchdowns, Season</b>	
2 J.T. Smith	1979
2 J.T. Smith	1980
2 Dale Carter	1992
2 Tamarick Vanover	1999
2 Dante Hall	2002
2 Dante Hall	2003
2 Dexter McCluster	2013
2 Tyreek Hill	2016
<b>Most Punt Return Touchdowns, Game</b>	
1 29 times	
Last; Mecole Hardman at Miami	Dec. 13, 2020

## Kickoff Returns

<b>Most Kickoff Returns, Career</b>	
360 Dante Hall	2000-06
212 Tamarick Vanover	1995-99
84 Dave Grayson	1961-64
72 Nile Davis	2013-16
68 Noland Smith	1967-69
<b>Most Kickoff Returns, Season</b>	
68 Dante Hall	2004
65 Dante Hall	2005
57 Dante Hall	2002
57 Dante Hall	2003
53 Dante Hall	2006
<b>Most Kickoff Returns, Game</b>	

# REGULAR INDIVIDUAL

9 Noland Smith vs. Oakland	Nov. 23, 1967
9 Paul Palmer at Seattle	Sept. 20, 1987
<b>Most Kickoff Return Yards, Career</b>	
8,644 Dante Hall	2000-06
5,099 Tamarick Vanover	1995-99
2,231 Dave Grayson	1961-64
1,942 Knile Davis	2013-16
1,822 Noland Smith	1967-69
1,326 Abner Haynes	1960-64
<b>Most Kickoff Return Yards, Season</b>	
1,718 Dante Hall	2004
1,560 Dante Hall	2005
1,478 Dante Hall	2003
1,354 Dante Hall	2002
1,308 Tamarick Vanover	1997
<b>Most Kickoff Return Yards, Game (All 200+)</b>	
251 Jon Vaughn at Miami	Dec. 12, 1994
244 Noland Smith at San Diego	Oct. 15, 1967
234 Dante Hall vs. Philadelphia	Oct. 2, 2005
233 Dante Hall vs. San Diego	Nov. 28, 2004
221 Paul Palmer at Seattle	Sept. 20, 1987
206 Noland Smith vs. Oakland	Nov. 23, 1967
<b>Longest Kickoff Return (All TDs)</b>	
108 Knile Davis vs. Denver	Dec. 1, 2013
106 Noland Smith at Denver	Dec. 17, 1967
104 Mecole Hardman vs. L.A. Chargers	Dec. 29, 2019
102 Byron Pringle at Denver	Oct. 25, 2020
100 Dante Hall vs. Pittsburgh	Sept. 14, 2003
99 Dave Grayson at Denver	Sept. 7, 1963
99 Tamarick Vanover at Seattle	Sept. 3, 1995
99 Knile Davis vs. St. Louis	Oct. 26, 2014
97 Boyce Green at Pittsburgh	Dec. 21, 1986
97 Tamarick Vanover at Denver	Oct. 27, 1996
97 Dante Hall at Baltimore	Sept. 28, 2003
97 Dante Hall vs. Denver	Dec. 19, 2004
97 Jamaal Charles vs. Pittsburgh	Nov. 22, 2009
<b>Most Seasons Leading League</b>	
1 Dave Grayson	1961
<b>Highest Kickoff Return Average, Career (50 returns)</b>	
26.97 Knile Davis (72-1,942)	2013-16
26.79 Noland Smith (68-1,822)	1967-69
26.56 Dave Grayson (84-2,231)	1961-64
25.17 Abner Haynes (52-1,309)	1960-64
24.43 Jamaal Charles (51-1,246)	2008-16
24.05 Tamarick Vanover (212-5,099)	1995-99
<b>Highest Kickoff Return Average, Season (15 returns)</b>	
30.06 Quintin Demps (33-992)	2013
28.31 Dave Grayson (16-453)	1961
28.30 Larry Marshall (23-651)	1972
29.71 Dave Grayson (18-535)	1962
<b>Highest Kickoff Return Average, Game (3 returns)</b>	
48.67 Dante Hall vs. Pittsburgh (3-146)	Sept. 14, 2003
45.00 Tremon Smith at New England (4-180)	Oct. 14, 2018
44.67 Dante Hall vs. St. Louis (3-134)	Dec. 8, 2002
44.33 Paul Palmer vs. Seattle (3-133)	Dec. 27, 1987
40.67 Noland Smith at San Diego (6-244)	Oct. 15, 1967
40.33 L. Williams vs. Cincinnati (3-121)	Nov. 21, 1976
40.33 Dante Hall at Baltimore (3-121)	Sept. 28, 2003
<b>Most Kickoff Return Touchdowns, Career</b>	
6 Dante Hall	2000-06
4 Tamarick Vanover	1995-99
2 Paul Palmer	1987-88
2 Knile Davis	2013-16
<b>Most Kickoff Return Touchdowns, Season</b>	

2 Paul Palmer	1987
2 Tamarick Vanover	1995
2 Dante Hall	2003
2 Dante Hall	2004
<b>Most Kickoff Return Touchdowns, Game</b>	
1 25 times	
Last; Byron Pringle vs. Denver	Oct. 25, 2020

## Fumbles

<b>Most Opponents Fumbles Forced, Career</b>	
45 Derrick Thomas	1989-99
33 Tamba Hali	2006-17
29 Neil Smith	1988-96
23 Derrick Johnson	2005-17
14 Justin Houston	2011-18
13 Kevin Ross	1984-93, '97
13 Jared Allen	2004-07
<b>Most Opponents Fumbles Forced, Season</b>	
8 Derrick Thomas	1992
7 Jared Allen	2005
7 Dee Ford	2018
6 Derrick Thomas	1990
6 Derrick Thomas	1994
6 Tamba Hali	2006
<b>Most Fumbles Forced, Rookie, Season</b>	
6 Tamba Hali	2006
4 Kevin Ross	1984
4 Tim Cofield	1986

## Interceptions

<b>Most Seasons, Leading League</b>	
2 Johnny Robinson	1966, '70
2 Emmitt Thomas	1969, '74
<b>Most Interceptions By, Career</b>	
58 Emmitt Thomas	1966-78
57 Johnny Robinson	1960-71
50 Deron Cherry	1981-91
39 Gary Barbaro	1976-82
38 Albert Lewis	1983-93
<b>Most Interceptions By, Season</b>	
12 Emmitt Thomas	1974
10 Johnny Robinson	1966
10 Bobby Hunt	1966
10 Johnny Robinson	1970
10 Gary Barbaro	1980
9 Emmitt Thomas	1969
9 Deron Cherry	1986
<b>Most Interceptions By, Rookie, Season</b>	
8 Marcus Peters	2015
8 Bobby Hunt	1962
7 Dale Carter	1992
6 Kevin Ross	1984
4 Bobby Ply	1962
4 Emmitt Thomas	1967
4 Lloyd Burruss	1981
4 Albert Lewis	1983
4 Eric Berry	2010
3 14 players; Last L. Sneed (2020)	
<b>Most Interceptions By, Game</b>	
*4 Bobby Ply vs. San Diego	Dec. 16, 1962
4 Bobby Hunt vs. Houston	Oct. 4, 1964
4 Deron Cherry vs. Seattle	Sept. 29, 1985
3 Bobby Ply vs. Denver	Dec. 9, 1962

# REGULAR INDIVIDUAL

3 Johnny Robinson at Baltimore	Sept. 28, 1970
3 Albert Lewis vs. Atlanta	Dec. 8, 1985
3 Lloyd Burruss vs. San Diego	Oct. 19, 1986
3 Albert Lewis vs. Atlanta	Sept. 1, 1991
3 Greg Wesley vs. Miami	Sept. 29, 2002
3 Greg Wesley vs. New England	Nov. 27, 2005
<b>*NFL RECORD</b>	
<b>Most Consecutive Games, Passes Intercepted By</b>	
6 Eric Harris	1980
<b>Most Interception Return Yards, Career</b>	
938 Emmitt Thomas (58 INTs)	1966-78
771 Gary Barbaro (39 INTs)	1975-82
741 Johnny Robinson (57 INTs)	1960-71
688 Deron Cherry (50 INTs)	1981-91
674 Bobby Hunt (37 INTs)	1962-67
<b>Most Interception Return Yards, Season</b>	
280 Marcus Peters (8 INTs)	2015
274 Mark McMillian (8 INTs)	1997
228 Bobby Hunt (6 INTs)	1963
214 Emmitt Thomas (12 INTs)	1974
193 Lloyd Burruss (5 INTs)	1986
175 Derrick Johnson (3 INTs)	2009
<b>Most Interception Return Yards Gained, Game</b>	
121 Lloyd Burruss vs. San Diego (3 INTs)	Oct. 19, 1986
118 Brandon Flowers at N.Y. Jets (2 INTs)	Oct. 26, 2008
108 Bobby Ply vs. San Diego (4 INTs)	Dec. 16, 1962
105 Derrick Johnson vs. Denver (2 INTs)	Jan. 3, 2010
102 Gary Barbaro vs. Seattle (1 INT)	Dec. 11, 1977
<b>Longest Interception Return</b>	
102 Gary Barbaro vs. Seattle	Dec. 11, 1977
100 Tim Collier at Oakland	Dec. 18, 1977
100 Sean Smith at Buffalo	Nov. 3, 2013
99 Dave Grayson vs. N.Y. Titans	Dec. 17, 1961
99 Kevin Ross at San Diego	Sept. 6, 1992
<b>Most Interception Return Touchdowns, Career</b>	
6 Bobby Bell	1963-74
5 Emmitt Thomas	1966-78
5 Jim Kearney	1967-75
5 Eric Berry	2010-17
4 Lloyd Burruss	1981-91
4 Derrick Johnson	2005-17
4 Daniel Sorensen	2014-21
<b>Most Interception Return Touchdowns, Season</b>	
*4 Jim Kearney	1972
3 Lloyd Burruss	1986
3 Mark McMillian	1997
2 Sherrill Headrick	1961
2 Emmitt Thomas	1974
2 Charles Mincy	1992
2 Jerome Woods	1993
2 Derrick Johnson	2009
2 Eric Berry	2013
2 Marcus Peters	2015
2 Eric Berry	2016
<b>*NFL RECORD</b>	
<b>Most Interception Return Touchdowns, Game</b>	
*2 Jim Kearney at Denver	Oct. 1, 1972
2 Lloyd Burruss vs. San Diego	Oct. 19, 1986
2 Derrick Johnson at Denver	Jan. 3, 2010
<b>*NFL RECORD</b>	

## Sacks

### Most Sacks, Career (All 50.0+)

126.5 Derrick Thomas	1989-99
----------------------	---------

89.5 Tamba Hali	2006-17
85.5 Neil Smith	1988-96
78.5 Justin Houston	2011-18
73.0 Art Still	1978-87
51.0 Mike Bell	1979-85, '87-91

### Most Sacks, Season

22.0 Justin Houston	2014
20.0 Derrick Thomas	1990
15.5 Jared Allen	2007
15.5 Chris Jones	2018
15.0 Neil Smith	1993
14.5 Art Still	1980
14.5 Art Still	1984
14.5 Neil Smith	1992
14.5 Derrick Thomas	1992
14.5 Tamba Hali	2010

### Most Sacks, Consecutive Seasons

33.5 Derrick Thomas (20.0, 13.5)	1990-91
33.0 Justin Houston (11.0, 22.0)	2013-14
30.0 Derrick Thomas (10.0, 20.0)	1989-90
29.5 Neil Smith (14.5, 15.0)	1992-93
29.5 Justin Houston (22.0, 7.5)	2014-15
28.0 Derrick Thomas (13.5, 14.5)	1991-92
26.5 Neil Smith (15.0, 11.5)	1993-94
26.5 Tamba Hali (14.5, 12.0)	2010-11

### Most Sacks, Rookie, Season

10.0 Derrick Thomas	1989
9.0 Jared Allen	2004
8.0 Tamba Hali	2006
6.5 Art Still	1978
5.5 Sylvester Hicks	1978
5.5 Mike Bell	1979
5.5 Justin Houston	2011

### Most Sacks, Game

*7.0 Derrick Thomas vs. Seattle	Nov. 11, 1990
6.0 Derrick Thomas vs. Oakland	Sept. 6, 1998
4.5 Justin Houston at Philadelphia	Sept. 19, 2013
4.0 Wilbur Young at San Diego	Oct. 19, 1975
4.0 Art Still at Oakland	Oct. 5, 1980
4.0 Derrick Thomas vs. Buffalo	Oct. 7, 1991
4.0 Derrick Thomas vs. San Diego	Nov. 8, 1992
4.0 Neil Smith vs. L.A. Raiders	Oct. 3, 1993
4.0 Justin Houston vs. San Diego	Dec. 28, 2014

### \*NFL RECORD

### Most Sack Yards, Career

699.0 Derrick Thomas	1989-99
591.5 Tamba Hali	2006-17
506.5 Neil Smith	1988-96
452.0 Justin Houston	2011-18
351.5 Chris Jones	2016-21
293.0 Eric Hicks	1998-06

### Most Sack Yards, Season

127.0 Neil Smith	1993
122.0 Chris Jones	2018
114.5 Neil Smith	1992
113.0 Derrick Thomas	1992
111.0 Jared Allen	2007
109.0 Derrick Thomas	1996

### Most Sack Yards, Game

36.0 Derrick Thomas vs. San Diego	Nov. 8, 1992
36.0 Derrick Thomas vs. Oakland	Sept. 6, 1998
35.0 Neil Smith vs. Los Angeles	Oct. 3, 1993
34.0 Vonnie Holliday vs. San Diego	Sept. 7, 2003
33.0 Darren Mickell vs. Denver	Dec. 17, 1995

## Tackles

### Most Tackles, Career

1,262	Derrick Johnson	2005-17
999	Gary Spani	1978-86
992	Art Still	1978-87
927	Deron Cherry	1981-91
876	Donnie Edwards	1996-01, 2007-08
827	Kevin Ross	1984-93, '97

### Most Tackles, Season

179	Derrick Johnson	2011
162	Mike Maslowski	2002
157	Gary Spani	1979
153	Gary Spani	1981
151	Deron Cherry	1988
151	Donnie Edwards	1998, 2000
151	Scott Fujita	2003

### Most Tackles, Rookie, Season

144	Gary Spani	1978
140	Dino Hackett	1986
126	Eric Berry	2010
120	Art Still	1978
112	Nick Bolton	2021
101	Greg Wesley	2000

### Most Tackles, Consecutive Seasons

326	Derrick Johnson (147, 179)	2010-11
306	Gary Spani (157, 149)	1979-80
304	Derrick Johnson (179, 125)	2011-12
302	Gary Spani (149, 153)	1980-81
301	Gary Spani (144, 157)	1978-79

## Special Team Tackles

### Most Special Teams Tackles, Career

148	Gary Stills	1999-05
147	Greg Manusky	1994-99
97	Danan Hughes	1993-98
96	Tony Richardson	1995-05

94	Louis Cooper	1985-90
----	--------------	---------

### Most Special Teams Tackles, Season

34	Gary Stills	2002
29	Gary Stills	2003
29	Rich Scanlon	2005
28	Ken Jolly	1984
27	Albert Lewis	1983
27	Todd McNair	1990
27	Bennie Thompson	1992
27	Greg Manusky	1999

### Most Special Teams Tackles, Consecutive Seasons

63	Gary Stills	2002-03
54	Gary Stills	2003-04
52	Gary Stills	2001-02
51	Greg Manusky	1996-97
50	Greg Manusky	1998-99
50	Gary Stills	2004-05

## Blocked Kicks

### Most Opponents Punts Blocked, Career

10	Albert Lewis	1983-93
3	Bernard Pollard	2006-08
2	Ed Beckman	1977-84
2	Gary Green	1977-83
2	Sherrill Headrick	1960-67
2	Bernard Pollard	2006
1	D.J. Alexander	2015

### Most Opponents Punts Blocked, Season

4	Albert Lewis	1990
3	Albert Lewis	1986
2	Sherrill Headrick	1963
2	Bernard Pollard	2006

### Most Opponents Punts Blocked, Game

2	Sherrill Headrick vs. Denver	Dec. 8, 1963
---	------------------------------	--------------

### Longest Return of Blocked Field Goal

78 (TD)	Lloyd Burruss at Pittsburgh	Dec. 21, 1986
65 (TD)	Kevin Ross at Cincinnati	Dec. 6, 1987

## Games Won

### Most Consecutive Games Won

11	2015-16
10	2019-20, 2020
9	2003, 2013, 2017-18
8	2021
7	1968-69, 1969, 1995, 1997-98, 2016-17
6	1968, 1997
5	1961-62, 1966-67, 1971, 1984-85, 2014, 2016, 2018-19

### Most Consecutive Games Won, Single Season

10	2015, 2020
9	2003, 2013
8	2021
7	1969, 1995
6	1968, 1997, 2019
5	1968, 1971, 2014, 2016, 2017, 2018

### Most Consecutive Games Won, Start of Season

9	2003, 2013
5	2017, 2018
4	1996, 2018, 2019, 2020
3	1962, 1966, 1994, 1995, 2010

### Most Consecutive Games Won, End of Season

10	2015
6	1997, 2019
5	1968
4	2017, 2018
3	1960, 1963, 1966, 1967, 1971, 1972, 1984, 1986

### Most Consecutive Home Games Won

13	2002-03
11	1994-96, 1997-98
10	1968-69, 2015-16
9	1970-71, 2017-18

### Most Consecutive Road Games Won

11	2019-20
9	1966-67, 2016-17
6	1967-68
5	1968-69, 1971-72

## Games Lost

### Most Consecutive Games Lost

12	2007-08
9	1987, 2008-09
8	1975-76, 2012
7	1985, 2008

### Most Consecutive Games Lost, Start of Season

5	1977, 2009
4	1976, 1980
3	1975, 2004, 2008, 2011

### Most Consecutive Games Lost, End of Season

9	2007
6	1977
4	1975, 2008, 2012

### Most Consecutive Home Games Lost

10	2008-09
8	1974-75
7	1975-76, 2011-12
6	1977-78, 2007-08

### Most Consecutive Road Games Lost

9	2007-08
8	1978-79, 1985-86
6	1988, 2008-09, 2012

## Scoring

### Most Points, Season (All 400+)

565	2018
484	2003
483	2004
480	2021
473	2020
467	2002
451	2019
448	1966
430	2013
415	2017
408	1967
405	2015
403	2005

### Highest Scoring Average, Season

35.3 (565 in 16 games)	2018
32.0 (448 in 14 games)	1966
30.3 (484 in 16 games)	2003
30.2 (483 in 16 games)	2004
29.6 (473 in 16 games)	2020
29.2 (467 in 16 games)	2002
29.1 (408 in 14 games)	1967

### Most Points, Consecutive Seasons

1,016 (565, 451)	2018-19
971 (415, 565)	2017-18
967 (484, 483)	2003-04
953 (473, 480)	2020-21
951 (467, 484)	2002-03
924 (451, 473)	2019-20

### Fewest Points, Season

176	1982 (9 games)
211	2012
212	2011
225	1977
226	2007

### Lowest Scoring Average, Season

13.2 (211 in 16 games)	2012
13.3 (212 in 16 games)	2011
14.1 (226 in 16 games)	2007
14.9 (238 in 16 games)	1979
15.2 (243 in 16 games)	1978
15.9 (254 in 16 games)	1988

### Largest Scoring Differential, Season

201 (371 - 170)	1968
182 (359 - 177)	1969
176 (448 - 276)	1966
156 (369 - 233)	1962
154 (408 - 254)	1967

### Most 40-Point Games, Season

5	2003, 2018
4	1966, 2002, 2004
3	1961, 1962, 1963, 1964, 1967, 2021
2	1965, 1968, 1983, 2000, 2010, 2013, 2017, 2019, 2020

### Most 30-Point Games, Season

12	2018
9	2020, 2021
8	1966, 2002, 2004
7	1999, 2003, 2019
6	1960, 1967, 2010
5	1962, 1965, 1968, 1983, 1994, 2005, 2006, 2015, 2016, 2017

### Most Points Scored, Game

# REGULAR TEAM

59 at Denver	Sept. 7, 1963		
56 at Denver	Oct. 23, 1966		
56 vs. Atlanta	Oct. 24, 2004		
56 at Oakland	Dec. 15, 2013		
54 vs. St. Louis	Oct. 22, 2000		
52 4 times; Last vs. Denver	Oct. 29, 1967		
<b>Largest Margin of Victory, Game</b>			
52 Kansas City (59) at Denver (7)	Sept. 7, 1963		
49 Kansas City (49) vs. Arizona (0)	Dec. 1, 2002		
48 Kansas City (48) vs. N.Y. Jets (0)	Dec. 22, 1963		
46 Kansas City (56) vs. Denver (10)	Oct. 16, 1966		
46 Kansas City (56) vs. Atlanta (10)	Oct. 24, 2004		
<b>Most Points, Both Teams, Game</b>			
105 KC (51) at LAR (54)	Nov. 19, 2018		
99 KC (48) at Seattle (51)	Nov. 27, 1983 (OT)		
88 KC (49) vs. Denver (39)	Nov. 1, 1964		
88 KC (54) vs. St. Louis (34)	Oct. 22, 2000		
<b>Fewest Points, Both Teams, Game</b>			
3 KC (0) at Tampa Bay (3)	Dec. 16, 1979		
9 KC (3) vs. Cleveland (6)	Sept. 4, 1988		
10 KC (7) at Denver (3)	Jan. 1, 2012		
12 KC (6) vs. St. Louis (6)	Nov. 22, 1970		
12 KC (3) at Miami (9)	Oct. 20, 1974		
<b>Most Points Shutout Victory, Game</b>			
49 vs. Arizona	Dec. 1, 2002		
48 vs. N.Y. Jets	Dec. 22, 1963		
41 vs. Miami	Oct. 8, 1967		
41 vs. San Francisco	Oct. 1, 2006		
34 vs. Boston	Dec. 11, 1960		
34 vs. Houston	Nov. 26, 1989		
34 vs. Cleveland	Sept. 30, 1990		
34 vs. San Diego	Oct. 31, 1999		
<b>Fewest Points, Shutout Victory, Game</b>			
14 vs. Baltimore	Sept. 2, 1979		
16 vs. Denver	Dec. 6, 1970		
17 vs. L.A. Chargers	Sept. 25, 1960		
<b>Largest Fourth-Quarter Comebacks</b>			
Opponent	Deficit	Final	Date
17 at Green Bay	14-31	40-34 (OT)	Oct. 12, 2003
17 vs. San Diego	10-27	33-27 (OT)	Sept. 11, 2016
14 at N.Y. Jets	3-17	17-17 (OT)	Oct. 2, 1988
14 vs. N.Y. Giants	3-17	20-17 (OT)	Sept. 10, 1995
14 at Oakland	20-34	37-34	Nov. 28, 1999
14 at Carolina	3-17	20-17	Nov. 13, 2016
<b>Largest Second-Half Comebacks</b>			
Opponent	Deficit	Final	Date
21 vs. San Diego	3-24	33-27 (OT)	Sept. 11, 2016
18 at New Orleans	6-24	27-24	Sept. 23, 2012
17 at Buffalo	10-27	27-27	Sept. 22, 1963
17 at Oakland	0-17	28-17	Oct. 25, 1981
17 at Green Bay	14-31	40-34 (OT)	Oct. 12, 2003
16 at San Diego	0-16	24-23	Nov. 2, 1986
14 at N.Y. Jets	3-17	17-17 (OT)	Oct. 2, 1988
14 vs. San Diego	0-14	20-17 (OT)	Dec. 8, 1991
14 vs. N.Y. Giants	3-17	20-17 (OT)	Sept. 10, 1995
14 at Oakland	13-27	28-27	Sept. 8, 1997
14 at Oakland	20-34	37-34	Nov. 28, 1999
14 at Carolina	3-17	20-17	Nov. 13, 2016
<b>Most Consecutive Games Scoring</b>			
179	1963-76		
147	2012-21		
139	1994-2002		
91	1987-93		
84	2003-08		

<b>Most Points, Two Consecutive Games</b>	
104 (56, 48)	Oct. 23, 1966 - Oct. 30, 1966
101 (45, 56)	Dec. 8, 2013 - Dec. 15, 2013
<b>Most First-Half Points, Game</b>	
42 vs. Denver	Oct. 29, 1967
38 at Miami	Sept. 28, 1968
38 at Washington	Dec. 8, 2013
35 vs. Arizona	Dec. 1, 2002
35 vs. St. Louis	Dec. 8, 2002
35 vs. Atlanta	Oct. 24, 2004
35 at Oakland	Dec. 15, 2013
35 vs. San Francisco	Sept. 23, 2018
35 vs. Las Vegas	Dec. 12, 2021
<b>Most First-Quarter Points, Season</b>	
158	1966
147	2018
130	2021
124	2013
113	2004
112	2003
<b>Most First-Quarter Points, Game</b>	
24 at Miami	Sept. 28, 1968
21 13 times, last at Pittsburgh	Sept. 16, 2018
<b>Most Second-Quarter Points, Season</b>	
177	2019
153	2003
150	2018
149	1997, 2020
143	1967
137	1989, 2004, 2010
136	2005
<b>Most Second-Quarter Points, Game</b>	
28 vs. Denver	Oct. 29, 1967
28 vs. Pittsburgh	Oct. 18, 1971
28 vs. Denver	Dec. 7, 1980
28 vs. San Diego	Dec. 22, 1985
28 at Washington	Sept. 30, 2001
28 at Oakland	Sept. 15, 2019
24 vs. Houston	Oct. 30, 1966
24 vs. Indianapolis	Oct. 31, 2004
<b>Most Second-Half Points, Game</b>	
35 at Denver	Oct. 23, 1966
35 at Denver	Dec. 1, 1972
35 at Tennessee	Dec. 13, 2004
34 at Denver	Jan. 3, 2010
31 at Denver	Sept. 7, 1963
31 at New England	Oct. 14, 2018
30 vs. Cleveland	Dec. 14, 1975
<b>Most Third-Quarter Points, Season</b>	
134	2018
109	1963
106	1964
105	1998
103	2019
94	1966
93	1999, 2004
<b>Most Third-Quarter Points, Game</b>	
22 vs. New York Jets	Nov. 5, 1967
22 vs. Buffalo	Oct. 18, 1969
22 vs. Oakland	Nov. 26, 1961
21 at Buffalo	Nov. 6, 1960
21 at Denver	Sept. 7, 1963
21 at Denver	Oct. 1, 1972
21 vs. Oakland	Oct. 3, 1977



# REGULAR TEAM

## Most Fourth-Quarter Points, Season

168	2002
140	2004
136	2020
131	2003, 2018
129	1962, 2021
127	1960

## Most Fourth-Quarter Points, Game

23	at Buffalo	Nov. 2, 1969
23	at Cleveland	Sept. 8, 2002
22	at N.Y. Titans	Nov. 24, 1960
21	at New England	Sept. 7, 2017
20	at Green Bay	Oct. 12, 2003

## Most Touchdowns, Season

71	2018
63	2003
62	2004
57	2002, 2020, 2021
55	1966

## Most Touchdowns, Consecutive Seasons

125 (63, 62)	2003-04
121 (71, 50)	2018-19
120 (57, 63)	2002-03
114 (57, 57)	2020-21
113 (42, 71)	2017-18
108 (62, 46)	2004-05
107 (50, 57)	2019-20
104 (55, 49)	1966-67

## Fewest Touchdowns, Season

17	1982 (9 games)
18	2012
20	2011
23	1973
24	1988, 2007

## Most Touchdowns, Game

8	at Denver	Sept. 7, 1963
8	at Denver	Oct. 23, 1966
8	vs. Atlanta	Oct. 24, 2004
8	at Oakland	Dec. 15, 2013
7	12 times; Last at Tennessee	Dec. 13, 2004

## Most Touchdowns, Both Teams, Game

14	Kansas City (7) at Los Angeles Rams (7)	Nov. 19, 2018
13	Kansas City (7) at Seattle (6)	Nov. 27, 1983 (OT)
13	Kansas City (8) at Oakland (5)	Dec. 15, 2013
12	Kansas City (7) vs. Denver (5)	Nov. 1, 1964
12	Kansas City (7) vs. St. Louis (5)	Oct. 22, 2000
12	Kansas City (7) at Tennessee (5)	Dec. 13, 2004

## Most Consecutive Games Scoring Touchdowns

96	1963-70
64	1997-01
60	2017-21
52	1960-63
35	1994-96
33	1976-78

## Most Offensive Touchdowns, Season

66	2018
58	2004
56	2003
53	2002, 2020, 2021
50	1962, 1966
46	1964, 2019

## Fewest Offensive Touchdowns, Season

13	1982 (9 games)
----	----------------

17 2012

18 2011

21 1973, 1974

23 2007

24 1970, 1977, 1987, 1988

25 1979

## Most Return Touchdowns, Season

11 1992, 1999, 2013

8 2016

7 1995, 1997, 2003

## Most Defensive Touchdowns, Season

9 1999

8 1992

6 2013, 2015

5 1972, 1974, 1977

4 1960, 1967, 1981, 1986, 1995, 1997, 2016, 2018, 2021

## Fewest Defensive Touchdowns, Season

0 1962, 1976, 1978, 1988, 2006, 2012

1 1961, 1975, 1976, 1989, 1998, 2001, 2002, 2007

## Most Defensive Touchdowns, Game

3 vs. Denver Dec. 27, 1992

2 15 times, last at Baltimore Dec. 20, 2015

## Most Interception Return TDs, Season

6 1992

5 1972, 1974, 1999, 2013

4 1960, 1986, 1997, 2015, 2016

## Most Fumble Return TDs, Season

4 1999

3 1997, 1980, 1981, 2017

2 1989, 1991, 1992, 1993, 1995, 2013, 2019, 2021

## Most Special Teams Touchdowns, Season

5 1986, 1987, 2013

4 1995, 2003, 2016

3 1969, 1992, 2002, 2009

## Most Special Teams Touchdowns, Game

3 at Pittsburgh Dec. 21, 1986

2 vs. Cleveland Sept. 30, 1990

2 vs. St. Louis Dec. 8, 2002

2 at Washington Dec. 8, 2013

## Most Points After Touchdown, Season

65 2018

58 2003, 2004

54 2002, 2020

52 2013

50 2021

## Fewest Points After Touchdown, Season

17 1982 (9 games), 2012

20 2011

21 1973, 2007

23 1988

## Most Points After Touchdown, Game

8 at Denver Sept. 8, 1963

8 at Denver Oct. 23, 1966

8 vs. Atlanta Oct. 24, 2004

8 at Oakland Dec. 15, 2013

## Most Two-Point Attempts, Season

6 2001

5 1997

4 1961, 1994, 2008, 2015

3 1964, 1965, 1966, 1967, 1995, 2002, 2003, 2007, 2020, 2021

## Most Two-Point Conversions, Season

3 1961, 1965, 1994, 2001, 2020

2 1966, 1967, 1997, 2015, 2016, 2021

1 12 times, Last; 2019

# REGULAR TEAM

## Most Two-Point Attempts, Game

2 vs. Buffalo	Oct. 18, 1964
2 at Houston	Oct. 24, 1965
2 at St. Louis	Oct. 26, 1997
2 at Denver	Nov. 14, 2010
2 at Greeb Bay	Sept. 28, 2015
2 at Oakland	Nov. 20, 2015

## Most Two-Point Conversions, Game

2 at Houston	Oct. 24, 1965
2 at St. Louis	Oct. 26, 1997

## Most Field Goals Attempted, Season

45	2017
44	1971
42	1970
40	1968

## Fewest Field Goals Attempted, Season

17	1964
18	1977
20	2003
22	1979, 2008

## Most Field Goals Attempted, Game

7 vs. Buffalo	Dec. 19, 1971
7 vs. Cincinnati	Oct. 4, 2015
6	8 times; Last at New Orleans Sept. 23, 2012

## Most Field Goals Attempted, Both Teams, Game

10	Kansas City (7) vs. Buffalo (3)	Dec. 19, 1971
10	Kansas City (5) at San Diego (5)	Oct. 29, 1972
10	Kansas City (6) vs. Denver (4)	Dec. 16, 2001
10	Kansas City (5) vs. Denver (5)	Sept. 28, 2008

## Most Field Goals Made, Season

41	2017
34	1990, 2019
31	2016
30	1968, 1970, 2015
28	2012, 2021

## Fewest Field Goals Made, Season

7	1961
8	1963, 1964
12	1979

## Most Field Goals Made, Game

7	at Cincinnati	Oct. 4, 2015
6	at New Orleans	Sept. 23, 2012
5	at Buffalo	Nov. 2, 1969
5	vs. Buffalo	Dec. 7, 1969
5	vs. Buffalo	Dec. 19, 1971
5	vs. L.A. Raiders	Sept. 12, 1985
5	vs. Cincinnati	Nov. 13, 1988
5	at Chicago	Dec. 29, 1990
5	vs. Denver	Sept. 20, 1993
5	vs. Minnesota	Oct. 2, 2011
5	at Houston	Oct. 8, 2017
5	vs. Denver	Oct. 30, 2017
5	vs. Miami	Dec. 24, 2017
5	vs. Denver	Dec. 6, 2020

## Most Field Goals Made, Both Teams, Game

*9	Kansas City (4) at San Diego (5)	Sept. 29, 1996	*NFL RECORD
8	Kansas City (5) vs. Buffalo (3)	Dec. 19, 1971	
8	Kansas City (4) vs. Denver (4)	Sept. 28, 2008	
7	Kansas City (5) vs. Buffalo (2)	Dec. 7, 1969	
7	Kansas City (4) vs. Denver (3)	Dec. 16, 2001	
7	Kansas City (3) at Indianapolis (4)	Oct. 10, 2010	
7	Kansas City (6) at New Orleans (1)	Sept. 23, 2012	
7	Kansas City (7) at Cincinnati (0)	Oct. 4, 2015	

7	Kansas City (5) vs. Denver (2)	Oct. 30, 2017
---	--------------------------------	---------------

7	Kansas City (5) vs. Miami (2)	Dec. 24, 2017
---	-------------------------------	---------------

## Most Consecutive Games Scoring Field Goals

18	2001-02
16	2017-18, 2019-20
15	2005
14	1970
13	2021

## Most Safeties, Season

3	1988, 1997
---	------------

## Most Safeties, Game

1	22 times; Last at Miami	Dec. 13, 2020
---	-------------------------	---------------

## First Downs

### Most First Downs, Season

419	2021
398	2004
397	2020
384	2018
350	2019

### Fewest First Downs, Season

163	1982 (9 games)
183	1970
208	1973

### Most First Downs, Game (All 30+)

36	vs. Atlanta	Oct. 24, 2004
36	at Las Vegas	Nov. 22, 2020
34	at New Orleans	Dec. 20, 2020
33	vs. Indianapolis	Oct. 31, 2004
33	vs. Cincinnati	Oct. 21, 2018
33	vs. Los Angeles Chargers	Sept. 26, 2021
32	at Houston	Oct. 24, 1965
32	at Seattle	Nov. 24, 2002
32	vs. Oakland	Dec. 25, 2004
31	at Oakland	Nov. 5, 2000
31	vs. San Francisco	Sept. 23, 2018
31	at Philadelphia	Oct. 3, 2021
30	vs. Cleveland	Nov. 9, 2003
30	at L.A. Raiders	Dec. 22, 1991
30	vs. Seattle	Oct. 29, 2006
30	at Denver	Nov. 14, 2010
30	vs. Baltimore	Dec. 9, 2018

### Fewest First Downs, Game

4	at Tampa Bay	Dec. 16, 1979
5	at San Diego	Dec. 12, 2010
7	at Boston	Oct. 23, 1964
7	at Oakland	Dec. 12, 1970
7	at Denver	Dec. 9, 2007
7	at Oakland	Dec. 16, 2012
8	12 times; Last at Denver	Dec. 30, 2012

### Most First Downs, Both Teams, Game

64	KC (32) at Seattle (32)	Nov. 24, 2002
62	KC (31) at Oakland (31)	Nov. 5, 2000
61	KC (36) at Las Vegas (25)	Nov. 22, 2020
61	KC (31) at Philadelphia (30)	Oct. 3, 2021
59	KC (26) at Seattle (33)	Nov. 27, 1983 (OT)
58	KC (24) at Denver (34)	Nov. 18, 1974

### Fewest First Downs, Both Teams, Games

15	Kansas City (7) vs. Denver (8)	Dec. 6, 1970
18	Kansas City (7) at Boston (11)	Oct. 23, 1964

### Most Rushing First Downs, Season

160	1978, 1981
140	2002
138	2004, 2005

# REGULAR TEAM

130 1980

129 1969, 1997, 2010

### Fewest Rushing First Downs, Season

66 2007

71 1982 (9 games)

79 1985

83 1970, 1983, 1986

84 2000

### Most Rushing First Downs, Game

21 vs. Atlanta Oct. 24, 2004

20 vs. Houston Oct. 1, 1961

18 vs. Oakland Oct. 20, 1968

18 vs. Seattle Nov. 22, 1981

18 at Detroit Nov. 28, 1996

16 8 times; Last vs. Buffalo Oct. 7, 1991

### Fewest Rushing First Downs, Game

\*0 at Cincinnati Nov. 24, 1974

0 vs. Pittsburgh Nov. 10, 1985

0 at L.A. Raiders Dec. 6, 1992

0 at Denver Oct. 27, 1996

0 at Arizona Oct. 8, 2006

0 vs. Jacksonville Oct. 7, 2007

0 at Oakland Dec. 16, 2012

1 12 times; Last vs. Pittsburgh Oct. 15, 2017

\*NFL RECORD

### Most Passing First Downs, Season

267 2021

255 2020

239 2018

228 2004

211 1994, 2019

### Fewest Passing First Downs, Season

79 1982 (9 games)

86 1970

89 1968

91 1979

93 1973

### Most Passing First Downs, Game (All 20+)

26 vs. Oakland Dec. 25, 2004

24 at Denver Nov. 14, 2010

23 at Oakland Nov. 5, 2000

23 at Las Vegas Nov. 14, 2021

22 at Las Vegas Nov. 22, 2020

21 at Dallas Nov. 20, 1983

21 at Denver Oct. 17, 1994

21 at Denver Dec. 7, 2003

21 at Houston Oct. 8, 2017

21 at Los Angeles Rams Nov. 19, 2018

21 at Washington Oct. 17, 2021

20 vs. Indianapolis Oct. 31, 2004

20 at Tennessee Nov. 10, 2019

20 at Los Angeles Chargers Dec. 16, 2021

### Fewest Passing First Downs, Game

1 vs. Oakland Oct. 20, 1968

1 vs. Houston Sept. 10, 1978

1 at Tampa Bay Dec. 16, 1979

2 5 times; Last at Denver Dec. 30, 2012

### Most Penalty First Downs, Season

46 2019

37 2018

34 2013

33 1996, 1998, 2021

32 2004, 2015, 2020

30 2000

### Fewest Penalty First Downs, Season

4 1969

8 1965

9 1973

10 1999

11 1968, 1972

### Most Penalty First Downs, Game

9 vs. L.A. Raiders Oct. 3, 1993

7 vs. L.A. Raiders Sept. 17, 1989

7 vs. Seattle Oct. 17, 1996

7 vs. San Francisco Sept. 23, 2018

6 at Tennessee Dec. 13, 2004

6 at Oakland Nov. 7, 2010

5 12 times; Last vs. Buffalo Oct. 11, 2021

### Fewest Penalty First Downs, Game

0 Many times; Last, vs. Pittsburgh Dec. 26, 2021

## Net Yards Passing and Rushing

### Most Net Yards, Season

6,810 2018

6,746 2021

6,695 2004

6,653 2020

6,192 2005

6,067 2019

6,007 2017

6,000 2002

### Most Net Yards, Consecutive Seasons

13,399 (6,653, 6,746) 2020-21

12,887 (6,695, 6,192) 2004-05

12,877 (6,810, 6,067) 2018-19

12,817 (6,007, 6,810) 2017-18

12,720 (6,067, 6,653) 2019-20

12,605 (5,910, 6,695) 2003-04

### Fewest Net Yards, Season

2,498 1982 (9 games)

3,536 1973

3,577 1970

3,828 1974

3,936 1977

### Most Net Yards, Game (All 500+)

614 at Denver Oct. 23, 1966

590 vs. Indianapolis Oct. 31, 2004

566 vs. Detroit Oct. 14, 1990

552 at Seattle Nov. 24, 2002

551 vs. Buffalo Sept. 30, 1962

551 vs. Cincinnati Oct. 21, 2018

546 at Washington Sept. 30, 2001

546 at Los Angeles Rams Nov. 19, 2018

543 at Tampa Bay Nov. 29, 2020

542 at Houston Oct. 24, 1965

540 vs. Atlanta Oct. 24, 2004

537 at San Diego Dec. 11, 1983

537 vs. Cincinnati Jan. 1, 2006

537 at New England Sept. 7, 2017

530 at Tennessee Nov. 10, 2019

524 at Denver Jan. 3, 2010

521 vs. Detroit Dec. 14, 2003

520 vs. Denver Nov. 1, 1964

517 at Baltimore Sept. 28, 2020

516 at Las Vegas Nov. 14, 2021

513 at Oakland Nov. 5, 2000

# REGULAR TEAM

512 vs. Seattle	Dec. 27, 1987
510 vs. Houston	Nov. 28, 1965
510 at New Orleans	Sept. 23, 2012
508 at Cincinnati	Sept. 28, 1969
507 vs. Indianapolis	Dec. 23, 2012
506 vs. San Diego	Oct. 14, 1984
504 at New Orleans	Sept. 8, 1985
504 at N.Y. Jets	Oct. 6, 2002
503 at Seattle	Nov. 28, 2010
503 vs. L.A. Chargers	Dec. 29, 2019
502 at Buffalo	Oct. 3, 1976
500 at Oakland	Dec. 5, 2004

## Fewest Net Yards, Game

62 vs. Oakland	Nov. 8, 1963
67 at San Diego	Dec. 12, 2010
80 at Tampa Bay	Dec. 16, 1979
104 at Buffalo	Oct. 29, 1973
106 at Oakland	Dec. 8, 1973

## Most Net Yards, Both Teams, Game

1,095 KC (590) vs. Indianapolis (505)	Oct. 31, 2004
1,086 KC (552) at Seattle (534)	Nov. 24, 2002
1,036 KC (524) at Denver (512)	Jan. 3, 2010
1,013 KC (537) at San Diego (476)	Dec. 11, 1983
1,001 KC (546) at L.A. Rams (455)	Nov. 19, 2018
986 KC (513) at Oakland (473)	Nov. 5, 2000

## Fewest Net Yards, Both Teams, Game

323 KC (178) at N.Y. Jets (145)	Nov. 7, 1971
335 KC (244) vs. Houston (91)	Oct. 12, 1969
338 KC (62) vs. Oakland (276)	Nov. 8, 1963

## Most Games, 400 or More Net Yards, Season

11	2018
10	2020
9	2004
7	2005, 2010, 2017, 2021
6	1994, 2000, 2002, 2019
5	1969, 2001, 2003
4	1960, 1961, 1962, 1976, 1983, 1997, 2016
3	1964, 1965, 1966, 1967, 1974, 1981, 1989, 1990, 1991, 2009, 2011, 2012

## Most Consecutive Games, 400 or More Net Yards

5	2004, 2020
4	1976, 2005, 2018, 2019
3	1974, 2000, 2010, 2018, 2021

## Most Games, 300 or More Net Yards, Season

15	2004, 2018, 2021
14	2005, 2019, 2020
13	2002, 2017
12	1989, 1995, 1999, 2003, 2010, 2013, 2015
11	1966, 1983, 1991, 1996, 2016
10	1964, 1968, 1981, 1984, 1993, 1994, 2000, 2001, 2014

## Most Consecutive Games, 300 or More Net Yards

18	2017-18
16	2004-05
13	2001-02
11	2005
10	1966-67, 1989, 2003, 2019-2020
8	2010, 2018-19, 2020, 2021
7	1981, 1991

## Most Plays, Season

1,134	2021
1,098	1994
1,089	2004
1,074	1983
1,063	2010

1,059	1995
1,059	2005

## Fewest Plays, Season

573	1982 (9 games)
712	2017
775	1970
831	1968
833	1965
836	1971

## Most Plays, Game

92 at New Orleans	Sept. 23, 2012
92 at New Orleans	Dec. 20, 2020
91 at Cincinnati	Sept. 3, 1978
86 vs. N.Y. Giants	Nov. 3, 1974
86 vs. Seattle	Sept. 28, 1997
85 at Jacksonville	Nov. 9, 1997
84 vs. Denver	Oct. 24, 1976
84 at San Diego	Nov. 12, 1978

## Fewest Plays, Game

38 at Oakland	Dec. 12, 1970
38 at Tampa Bay	Dec. 16, 1979
41 at San Diego	Oct. 7, 1962
41 at San Diego	Dec. 12, 2010
42 at Oakland	Dec. 8, 1973
44 at Detroit	Nov. 25, 1971
44 at New England	Oct. 11, 1998
44 at Baltimore	Sept. 13, 2009

## Rushing

### Most Rushing Attempts, Season

663	1978
610	1981
569	1979
559	1989
556	2010
552	1980

### Most Rushing Attempts, Consecutive Seasons

1,232 (663, 569)	1978-79
1,162 (552, 610)	1980-81
1,121 (569, 552)	1979-80
1,089 (456, 663)	1977-78
1,063 (559, 504)	1989-90

### Fewest Rushing Attempts, Season

269	1982 (9 games)
375	2019
379	2008
383	2000, 2007
387	1983, 2018
400	1963

### Most Rushing Attempts, Game

69 at Cincinnati	Sept. 3, 1978
60 vs. Oakland	Oct. 20, 1968
57 vs. Seattle	Nov. 5, 1989

### Fewest Rushing Attempts, Game

9 at Oakland	Nov. 5, 2000
10 vs. Jacksonville	Oct. 7, 2007
10 at Oakland	Dec. 16, 2012
11 at New England	Oct. 11, 1998
11 at New York Jets	Dec. 3, 2017
11 vs. Houston Texans	Oct. 13, 2019
12 at Oakland	Dec. 8, 1973
12 at Denver	Oct. 27, 1996
13 vs. Buffalo	Nov. 23, 2008

# REGULAR TEAM

14 at San Diego	Sept. 29, 1963
14 vs. Pittsburgh	Nov. 10, 1985
14 at L.A. Raiders	Dec. 6, 1992
14 at Jacksonville	Nov. 8, 2009
14 vs. Indianapolis	Oct. 6, 2019
<b>Most Rushing Attempts, Both Teams, Game</b>	
102 KC (52) at San Diego (50)	Nov. 12, 1978 (OT)
100 KC (41) vs. Denver (59)	Sept. 24, 1978
<b>Fewest Rushing Attempts, Both Teams, Game</b>	
37 KC (21) vs. Houston (16)	Dec. 16, 1990
39 KC (25) at Las Vegas (14)	Nov. 14, 2021
40 KC (17) at Buffalo (23)	Dec. 12, 1965
<b>Most Games, 40 or More Rushing Attempts, Season</b>	
9	1978
8	1973, 1981
7	1968
6	1962, 1969, 1989
5	1976, 1979, 1980, 1997, 2010
<b>Most Games, 30 or More Rushing Attempts, Season</b>	
14	1978
13	1981
12	1971, 1975, 1980
11	1969, 1989, 1990, 2005, 2006
10	1968, 1972, 1973, 1974, 1979, 1995, 1999, 2010
<b>Most Consecutive Games, 40 or More Rushing Attempts</b>	
4	1968, 1978
3	1962, 1973, 1996
<b>Most Consecutive Games, 30 or More Rushing Attempts</b>	
15	1980-81
8	1975, 1977-78
7	1972, 1978, 1978-79
6	1970, 1980, 1989, 1999
<b>Most Rushing Yards, Season</b>	
2,986	1978
2,633	1981
2,627	2010
2,407	1962
2,395	2012
<b>Most Rushing Yards, Home, Season</b>	
1,488	1981
1,468	1962
1,463	2010
1,436	1978
1,390	1961
<b>Most Rushing Yards Per Game, Season</b>	
213.3 (2,986 in 16 games)	1978
171.9 (2,407 in 14 games)	1962
164.6 (2,633 in 16 games)	1981
164.2 (2,627 in 16 games)	2010
162.4 (2,274 in 14 games)	1966
<b>Most Rushing Yards Per Game, Home, Season</b>	
209.7 (1,468 in 7 games)	1962
198.6 (1,390 in 7 games)	1961
186.0 (1,488 in 8 games)	1981
182.9 (1,463 in 8 games)	2010
179.5 (1,436 in 8 games)	1978
<b>Most Rushing Yards, Consecutive Seasons</b>	
5,302 (2,986, 2,316)	1978-79
4,829 (1,843, 2,986)	1977-78
4,671 (2,289, 2,382)	2004-05
4,590 (2,183, 2,407)	1961-62
<b>Fewest Rushing Yards, Season</b>	
943	1982 (9 games)

1,248	2007
1,254	1983
1,351	2017
1,465	2000
1,468	1986
<b>Fewest Rushing Yards Per Game, Season</b>	
78.0 (1,248 in 16 games)	2007
78.4 (1,254 in 16 games)	1983
91.6 (1,465 in 16 games)	2000
91.8 (1,468 in 16 games)	1986
92.9 (1,486 in 16 games)	1985
<b>Most Rushing Yards, Game (All 300+)</b>	
398 vs. Houston	Oct. 1, 1961
380 at Denver	Oct. 23, 1966
352 vs. Indianapolis	Dec. 23, 2012
320 vs. Buffalo	Sept. 30, 1962
317 at Denver	Jan. 3, 2010
313 vs. Cincinnati	Oct. 26, 1969
310 vs. Detroit	Oct. 14, 1990
302 at Houston	Oct. 24, 1965
<b>Fewest Rushing Yards, Game</b>	
0 vs. Denver	Dec. 19, 1965
10 vs. Jacksonville	Oct. 7, 2007
10 at Oakland	Dec. 16, 2012
14 at New England	Oct. 11, 1998
16 at Denver	Dec. 9, 2007
17 at Boston	Nov. 18, 1960
17 at L.A. Raiders	Dec. 6, 1992
<b>Most Games, 200 or More Rushing Yards</b>	
8	1978
6	2010
5	1962
4	1968, 1979, 1981, 2002
3	1961, 1967, 1991, 2001, 2004, 2012
2	1960, 1963, 1965, 1966, 1969, 1970, 1975,
2	1989, 1996, 1997, 2005, 2006
<b>Most Rushing Yards, Both Teams, Game</b>	
519 Kansas City (168) vs. Cleveland (351)	Dec. 20, 2009
502 Texans (398) vs. Houston (104)	Oct. 1, 1961
502 Texans (284) vs. Oakland (218)	Nov. 26, 1961
479 Kansas City (251) vs. Detroit (228)	Nov. 23, 1975
<b>Fewest Rushing Yards, Both Teams, Game</b>	
75 KC (20) at Houston (55)	Sept. 29, 1974
105 KC (27) vs. Boston (78)	Nov. 17, 1968
111 Dallas Texans (108) at SD (3)	Nov. 19, 1961
111 KC (48) at San Diego (63)	Oct. 13, 1985
<b>Most 10+ Yard Rushes, Season (Since 1990)</b>	
73	2002
72	2010
67	2005
64	2012
63	2001
<b>Most 10+ Yard Rushes, Game (Since 1990)</b>	
11 at Oakland	Dec. 9, 2001
(10 Holmes, 1 Cloud)	
10 at Seattle	Nov. 24, 2002
(9 Holmes, 1 Morton)	
10 vs. Buffalo	Oct. 31, 2010
(7 Charles, 3 Jones)	
9 vs. Detroit	Oct. 14, 1990
(5 Word, 3 Okoye, 1 McNair)	
9 vs. Denver	Dec. 17, 2000
(5 Richardson, 2 Grbac, 1 Alexander, 1 Moreau)	

# REGULAR TEAM

9 vs. Atlanta (6 Holmes, 3 Blaylock, 1 Hall)	Oct. 24, 2004
9 vs. Indianapolis (6 Holmes, 2 Morton, 1 Johnson)	Oct. 31, 2004
9 vs. Indianapolis (4 Charles, 4 Hillis, 1 McCluster)	Dec. 23, 2012
<b>Highest Rushing Average, Season</b>	
5.18 1966	
5.15 2002	
5.03 1962	
4.97 1961	
4.91 2017	
4.79 2012	
<b>Lowest Rushing Average, Season</b>	
3.24 1983	
3.26 2007	
3.39 1980	
3.40 1986	
3.43 1992	
<b>Most Rushing Touchdowns, Season</b>	
32 2003	
31 2004	
26 2002, 2005	
24 1960	
23 1961	
<b>Most Rushing Touchdowns, Consecutive Seasons</b>	
*63 (32, 31)	2003-04
58 (26, 32)	2002-03
57 (31, 26)	2004-05
47 (24, 23)	1960-61
44 (23, 21)	1961-62
	*NFL RECORD
<b>Fewest Rushing Touchdowns, Season</b>	
3 1982 (9 games)	
5 2011	
6 1972, 2007	
7 1987	
8 1988, 2009	
<b>Most Rushing Touchdowns, Game</b>	
*8 vs. Atlanta	Oct. 24, 2004
5 at Denver	Oct. 23, 1966
4 14 times; Last vs. Detroit	Nov. 1, 2015
	* NFL RECORD
<b>Most Rushing Touchdowns, Both Teams, Game</b>	
8 Kansas City (8) vs. Atlanta (0)	Oct. 24, 2004
7 Texans (4) vs. Boston (3)	Sept. 8, 1962
7 Kansas City (4) at Denver (3)	Oct. 10, 1965

## Passing

<b>Highest Passer Rating, Season</b>	
113.8 2018	
107.3 2020	
104.4 2019	
100.8 2017	
98.1 2021	
97.1 1962	
<b>Lowest Passer Rating, Season</b>	
52.7 1961	
52.9 1977	
54.0 1979	
55.2 1974	
59.3 1978	
<b>Most Passes Attempted, Season</b>	
675 2021	

641 1983	
630 2020	
615 1994	
593 1984	
<b>Most Passes Attempted, Consecutive Seasons</b>	
1,305 (630, 675)	2020-21
1,234 (641, 593)	1983-84
1,206 (576, 630)	2019-20
1,159 (583, 576)	2018-19
1,146 (615, 531)	1994-95
1,126 (543, 583)	2017-18
<b>Fewest Passes Attempted, Season</b>	
264 1982 (9 games)	
270 1968	
289 1970	
313 1973	
322 1962	
<b>Most Passes Attempted, Game</b>	
59 at Dallas	Nov. 20, 1983
55 at San Diego	Oct. 9, 1994
55 at Miami	Dec. 12, 1994
54 at Denver	Nov. 16, 1986
54 at Denver	Oct. 17, 1994
54 at San Diego	Sept. 29, 1996
54 vs. San Diego	Nov. 24, 1996
54 vs. Buffalo	Oct. 10, 2021
<b>Fewest Passes Attempted, Game</b>	
3 vs. Oakland	Oct. 20, 1968
6 at Oakland	Dec. 13, 1969
10 vs. Denver	Sept. 24, 1978
<b>Most Passes Attempted, Both Teams, Game</b>	
100 KC (46) vs. Tampa Bay (54)	Oct. 28, 1964
95 KC (54) at San Diego (41)	Sept. 29, 1996
95 KC (46) at L.A. Rams (49)	Nov. 19, 2018
95 KC (45) vs. Carolina (50)	Nov. 8, 2020
94 KC (52) at Denver (42)	Oct. 30, 1983
94 KC (46) at New England (48)	Dec. 4, 2000
<b>Fewest Passes Attempted, Both Teams, Game</b>	
26 KC (6) at Oakland (20)	Dec. 13, 1969
26 KC (13) at Tampa Bay (13)	Dec. 16, 1979
27 KC (14) vs. Houston (13)	Sept. 10, 1978
<b>Most Passes Completed, Season</b>	
448 2021	
420 2020	
385 2018	
378 2019	
370 2004	
<b>Most Passes Completed, Consecutive Seasons</b>	
868 (420, 448)	2020-21
798 (378, 420)	2019-20
763 (385, 378)	2018-19
748 (363, 385)	2017-18
728 (365, 363)	2016-17
709 (339, 370)	2003-04
<b>Fewest Passes Completed, Season</b>	
145 1982 (9 games)	
154 1970	
156 1968	
<b>Most Passes Completed, Game</b>	
39 at Oakland	Nov. 5, 2000
37 at San Diego	Oct. 9, 1994
37 at Tampa Bay	Nov. 29, 2020
36 at Tennessee	Nov. 10, 2019
36 at Las Vegas	Nov. 14, 2021

# REGULAR TEAM

35 vs. N.Y. Jets	Nov. 1, 2020
34 at Denver	Oct. 17, 1994
34 at Denver	Dec. 7, 2003
34 vs. San Diego	Sept. 11, 2016
33 at Dallas	Nov. 20, 1983
33 at Miami	Dec. 12, 1994
33 at San Diego	Jan. 2, 2005
33 at Detroit	Dec. 23, 2007
33 at Denver	Nov. 14, 2010
33 at Los Angeles Rams	Nov. 19, 2018
33 vs. Buffalo	Oct. 10, 2021
<b>Fewest Passes Completed, Game</b>	
2 vs. Oakland	Oct. 20, 1968
2 at Oakland	Dec. 13, 1969
5 7 times: Last at Seattle	Dec. 17, 1978
<b>Most Passes Completed, Both Teams, Game</b>	
67 Kansas City (30) vs. Carolina (37)	Nov. 8, 2020
64 Kansas City (33) at L.A. Rams (31)	Nov. 19, 2018
64 Kansas City (37) at Tampa Bay (27)	Nov. 29, 2020
62 Kansas City (31) at San Diego (31)	Dec. 11, 1983
61 Kansas City (35) at Las Vegas (25)	Nov. 14, 2021
59 Kansas City (34) vs. San Diego (25)	Sept. 11, 2016
59 Kansas City (39) at Oakland (20)	Nov. 5, 2020
58 Kansas City (25) at New England (33)	Dec. 4, 2000
58 Kansas City (35) at Las Vegas (23)	Nov. 22, 2020
57 Kansas City (31) at San Diego (26)	Oct. 30, 2005
57 Kansas City (28) at Atlanta (29)	Sept. 18, 1994
<b>Fewest Passes Completed, Both Teams, Game</b>	
11 Kansas City (10) vs. San Diego (1)	Sept. 20, 1998
12 Kansas City (7) at Tampa Bay (5)	Dec. 16, 1979
13 Kansas City (2) at Oakland (11)	Dec. 13, 1969
13 Kansas City (8) vs. Boston (5)	Oct. 11, 1970
<b>Most 20+ Yard Completions, Season (Since 1990)</b>	
76 2018	
69 2020	
60 2004	
59 2000, 2019	
58 2021	
<b>Most 20+ Yard Completions, Game (Since 1990)</b>	
9 vs. St. Louis	Oct. 22, 2000
(6 Grbac, 2 Moon, 1 Morris)	
9 at Denver (9 Cassel)	Nov. 14, 2010
9 at L.A. Rams (9 Mahomes)	Nov. 19, 2018
8 at Oakland (8 Mahomes)	Sept. 15, 2019
8 at Miami (8 Mahomes)	Dec. 13, 2020
7 at L.A. Raiders (7 Krieg)	Dec. 6, 1992
7 at San Diego (7 Gannon)	Nov. 22, 1998
7 at Oakland (7 Grbac)	Nov. 5, 2000
7 at Arizona (7 Green)	Oct. 21, 2001
7 vs. Indianapolis (7 Green)	Oct. 31, 2004
7 at New York Jets (7 Smith)	Dec. 3, 2017
7 at Cleveland (7 Mahomes)	Nov. 4, 2018
7 at Tampa Bay (7 Mahomes)	Nov. 29, 2020
7 at Los Angeles Chargers (7 Mahomes)	Dec. 16, 2021
<b>Most Net Passing Yards, Season</b>	
4,955 2018	
4,854 2020	
4,791 2021	
4,498 2019	
4,406 2004	
<b>Most Net Passing Yards, Consecutive Seasons</b>	
9,645 (4,854, 4,791)	2020-21
9,453 (4,955, 4,498)	2018-19
9,352 (4,498, 4,854)	2019-20

9,059 (4,104, 4,955)	2017-18
8,387 (3,981, 4,406)	2003-04
8,216 (4,406, 3,810)	2004-05
<b>Fewest Passing Yards, Season</b>	
1,555 1982 (9 games)	
1,660 1979	
1,719 1970	
<b>Most Gross Passing Yards, Game (All 400+)</b>	
504 at Oakland	Nov. 5, 2000
478 at L.A. Rams	Nov. 19, 2018
469 at Denver	Nov. 14, 2010
462 at Tampa Bay	Nov. 29, 2020
446 at Tennessee	Nov. 10, 2019
446 vs. N.Y. Jets	Nov. 1, 2020
443 at Oakland	Sept. 15, 2019
435 vs. Denver	Nov. 1, 1964
433 at Tennessee	Nov. 10, 2019
432 at Dallas	Nov. 20, 1983
422 at Las Vegas	Nov. 14, 2021
412 vs. Denver	Dec. 19, 1965
411 at San Diego	Dec. 11, 1983
410 at Los Angeles Chargers	Dec. 16, 2021
400 at Green Bay	Oct. 12, 2003
<b>Most Net Passing Yards, Game</b>	
474 at Oakland	Nov. 5, 2000
456 at Tampa Bay	Nov. 29, 2020
448 at L.A. Rams	Nov. 19, 2018
446 vs. N.Y. Jets	Nov. 1, 2020
433 at Denver	Nov. 14, 2010
433 at Oakland	Sept. 15, 2019
422 at Las Vegas	Nov. 14, 2021
410 at Los Angeles Chargers	Dec. 16, 2021
406 at San Diego	Dec. 11, 1983
400 at Green Bay	Oct. 12, 2003
<b>Fewest Gross Passing Yards, Game</b>	
16 vs. Oakland	Oct. 20, 1968
39 vs. Houston	Nov. 15, 1981
42 at Seattle	Sept. 30, 1979
44 at Denver	Oct. 8, 1961
46 at Tampa Bay	Dec. 16, 1979
<b>Fewest Net Passing Yards, Game</b>	
-22 vs. Oakland	Nov. 8, 1963
15 at Seattle	Sept. 30, 1979
16 vs. Oakland	Oct. 20, 1968
18 at Denver	Oct. 4, 1970
19 at San Diego	Dec. 12, 2010
<b>Most Net Passing Yards, Both Teams, Game</b>	
859 Kansas City (387) vs. Indianapolis (472)	Oct. 31, 2004
827 Kansas City (448) at L.A. Rams (379)	Nov. 19, 2018
798 Kansas City (456) at Tampa Bay (342)	Nov. 29, 2020
782 Kansas City (406) at San Diego (376)	Dec. 11, 1983
764 Kansas City (322) at Pittsburgh (442)	Sept. 16, 2018
748 Kansas City (331) at Oakland (417)	Oct. 19, 2017
732 Kansas City (433) at Denver (299)	Nov. 14, 2010
716 Kansas City (474) at Oakland (242)	Nov. 5, 2000
698 Kansas City (229) at Oakland (469)	Nov. 3, 1968
<b>Fewest Passing Yards, Both Teams, Game</b>	
67 Kansas City (22) at Tampa Bay (45)	Dec. 16, 1979
81 Kansas City (34) vs. Houston (47)	Sept. 10, 1978
<b>Most Individual 100-Yard Receiving Games, Season</b>	
14 2000, 2004	
11 1964, 2018	
9 2017, 2020, 2021	



# REGULAR TEAM

8	1966, 1983
7	1987, 2003, 2006, 2007, 2016, 2019
<b>Most Consecutive Individual 100-Yard Receiving Games, Season</b>	
7	2000
6	2004, 2020
4	1964, 2016, 2018, 2021
3	1966, 1984, 1992, 1994, 2005, 2007, 2010
2	1961, 1962, 1963, 1965, 1968, 1969, 1980, 1982, 1983, 1985, 1987, 1988, 1989, 1998, 1999, 2001, 2006, 2007, 2008, 2011, 2017 (3 times), 2018, 2019
<b>Most Times Sacked, Season</b>	
57	1980
55	2007
53	1975
<b>Fewest Times Sacked, Season</b>	
19	1994
21	1978, 1991, 1995, 2003
22	1990
<b>Most Times Sacked, Game</b>	
10	vs. Baltimore Nov. 2, 1980
9	vs. San Diego Dec. 2, 2007
8	at Pittsburgh Dec. 5, 1982
8	vs. L.A. Raiders Dec. 12, 1982
<b>Most Times Sacked, Both Teams, Game</b>	
13	Kansas City (2) vs. Cleveland (11) Sept. 30, 1984
13	Kansas City (6) vs. Houston (7) Sept. 21, 1986
<b>Most Consecutive Games Without Allowing A Sack</b>	
3	1988, 2000
<b>Most Consecutive Seasons Leading League, Completion Percentage</b>	
*4	1966-69
*NFL RECORD	
<b>Highest Completion Percentage, Season</b>	
66.85	(543-363) 2017
66.85	(546-365) 2016
66.67	(630-420) 2020
66.37	(675-448) 2021
66.04	(583-385) 2018
<b>Lowest Completion Percentage, Season</b>	
44.36	(399-177) 1961
48.05	(435-209) 1960
48.90	(409-200) 1965
49.33	(521-257) 1986
50.38	(395-199) 1965
<b>Most Passing Touchdowns, Season</b>	
50	2018
40	2020
37	2021
32	1964
31	1966
30	1963, 2019
<b>Fewest Passing Touchdowns, Season</b>	
7	1978, 1979
8	2012
10	1973, 1982 (9 games)
11	1974, 1977
13	1981, 2011
<b>Most Passing Touchdowns, Game</b>	
6	vs. Denver Nov. 1, 1964
6	at Pittsburgh Sept. 16, 2018
6	at Los Angeles Rams Nov. 19, 2018
5	10 times; Last at Las Vegas Nov. 14, 2021
<b>Most Passing Touchdowns, Both Teams, Game</b>	
10	Kansas City (6) at L.A. Rams (4) Nov. 19, 2018
9	Kansas City (4) at Denver (5) Nov. 14, 2010

9	Kansas City (6) at Pittsburgh (3)	Sept. 16, 2018
8	Kansas City (6) vs. Denver (2)	Nov. 1, 1964
8	Kansas City (4) at San Diego (4)	Dec. 11, 1983
8	Kansas City (3) vs. IND (5)	Oct. 31, 2004
<b>Most Passes Had Intercepted, Season</b>		
27	1961	
26	1977	
25	1974	
<b>Fewest Passes Had Intercepted, Season</b>		
5	1990, 2019	
6	2014	
7	2015, 2020	
8	1982 (9 games), 2010, 2016, 2017	
9	2013	
10	1993, 1994, 1997, 2005	
<b>Most Passes Had Intercepted, Game</b>		
7	vs. Pittsburgh	Oct. 13, 1974
6	at Seattle	Nov. 4, 1984
6	vs. L.A. Raiders	Oct. 20, 1985
<b>Most Passes Had Intercepted, Both Teams, Game</b>		
9	Kansas City (3) vs. Miami (6)	Nov. 13, 1966
8	8 times	
	Last; Kansas City (2) at Oakland (6)	Oct. 23, 2011

## Punting

<b>Most Seasons Leading League (Average Distance)</b>		
*6	1968, 1971-73, 1979, 1984	
*NFL RECORD		
<b>Most Consecutive Seasons Leading League</b>		
3	1971-73	
<b>Most Punts, Season</b>		
104	1999	
99	1986	
98	1984	
<b>Fewest Punts, Season</b>		
38	1982 (9 games)	
40	2021	
45	2018	
49	2019	
52	2020	
<b>Most Punts, Game</b>		
11	at N.Y. Jets	Sept. 18, 1965
11	vs. Baltimore	Sept. 2, 1979
11	at San Francisco	Nov. 17, 1985
11	at Cleveland	Nov. 19, 1989
11	vs. San Diego	Nov. 13, 1994
11	at Chicago	Dec. 4, 2011
10	vs. Denver	Oct. 6, 1974
10	at Oakland	Oct. 5, 1980
10	at N.Y. Jets	Oct. 2, 1988
10	at San Diego	Nov. 26, 2000
10	at N.Y. Jets	Dec. 30, 2007
10	at Jacksonville	Sept. 8, 2013
<b>Fewest Punts, Game</b>		
0	at L.A. Raiders	Dec. 22, 1991
0	vs. Carolina	Dec. 10, 2000
0	vs. Cincinnati	Oct. 21, 2018
0	at Philadelphia	Oct. 3, 2021
<b>Highest Punting Average Distance, Season</b>		
46.83	(83-3,887)	2012
46.70	(40-1,768)	2021
45.89	(89-4,084)	2011
45.53	(80-3,642)	1973
45.33	(89-4,034)	2013



# REGULAR TEAM

## Lowest Punting Average Distance, Season

36.06 (54-1,947)	1962
37.83 (64-2,422)	2002
38.53 (70-2,697)	1981

## Most Punts Had Blocked, Season

2	1974, 1975, 1985, 1999
---	------------------------

## Most Punts Had Blocked, Game

2 vs. Denver	Oct. 27, 1985
--------------	---------------

## Punt Returns

### Most Seasons Leading League (Average Return)

6	1960, 1968, 1970, 1979-80, 2003
---	---------------------------------

### Most Punt Returns, Season (All 50+)

59	2013
----	------

58	1979, 1995, 1999
----	------------------

52	2010
----	------

### Fewest Punt Returns, Season

15	1982 (9 games)
----	----------------

19	2021
----	------

22	2018
----	------

24	2004
----	------

26	1961, 1963, 2008
----	------------------

### Most Punt Returns, Game

9 at Oakland	Nov. 15, 2009
--------------	---------------

8 vs. San Diego	Nov. 10, 1974
-----------------	---------------

8 at St. Louis	Dec. 19, 2010
----------------	---------------

7 vs. Oakland	Sept. 23, 1979
---------------	----------------

7 vs. N.Y. Giants	Oct. 21, 1979
-------------------	---------------

7 vs. Detroit	Sept. 26, 1999
---------------	----------------

7 at Denver	Dec. 5, 1999
-------------	--------------

7 at Oakland	Oct. 21, 2007
--------------	---------------

7 at Jacksonville	Sept. 8, 2013
-------------------	---------------

7 at Washington	Dec. 8, 2013
-----------------	--------------

### Most Punt Returns, Both Teams, Game

15 Kansas City (6) vs. Baltimore (9)	Sept. 2, 1979
--------------------------------------	---------------

### Most Punt Return Yards, Season (All 600+)

695	2013
-----	------

640	1999
-----	------

612	1979
-----	------

### Fewest Punt Return Yards, Season

126	1972
-----	------

129	1982 (9 games)
-----	----------------

150	1971
-----	------

### Most Punt Return Yards, Game

177 at Washington	Dec. 8, 2013
-------------------	--------------

160 vs. San Diego	Sept. 13, 2010
-------------------	----------------

141 vs. Oakland	Sept. 23, 1979
-----------------	----------------

139 at Denver	Dec. 5, 1999
---------------	--------------

131 vs. Boston	Dec. 11, 1960
----------------	---------------

### Highest Punt Return Average, Season

16.42 (33-542)	2003
----------------	------

15.03 (33-496)	1960
----------------	------

14.80 (40-592)	2016
----------------	------

14.53 (40-581)	1980
----------------	------

14.52 (31-450)	1968
----------------	------

### Lowest Punt Return Average, Season

4.34 (29-126)	1972
---------------	------

4.69 (32-150)	1971
---------------	------

5.82 (28-163)	2020
---------------	------

6.29 (35-220)	2017
---------------	------

6.50 (26-169)	2008
---------------	------

6.53 (32-209)	2009
---------------	------

### Most Punt Return Touchdowns, Season

2	1968, 1979, 1980, 1992, 1999, 2002, 2003, 2013, 2016
---	--

1	1960, 1965, 1966, 1987, 1995, 1997, 2006, 2010, 2017, 2018, 2020
---	--

### Most Punt Return Touchdowns, Game

1	30 times; Last at Miami	Dec. 13, 2020
---	-------------------------	---------------

### Most Punt Return Touchdowns, Both Teams, Game

*2	Kansas City (1) at Buffalo (1)	Sept. 11, 1966
----	--------------------------------	----------------

\*NFL RECORD

## Kickoff Returns

### Most Kickoff Returns, Season

80	2008
----	------

77	2009
----	------

75	2004
----	------

70	1987, 2000
----	------------

68	2005
----	------

### Fewest Kickoff Returns, Season

25	2020
----	------

30	2021
----	------

31	1973
----	------

34	1982 (9 games)
----	----------------

35	2015
----	------

37	1962, 2019
----	------------

### Most Kickoff Returns, Game

11 vs. Buffalo	Nov. 23, 2008
----------------	---------------

10 vs. Oakland	Nov. 2, 1967
----------------	--------------

10 vs. Seattle	Sept. 20, 1987
----------------	----------------

9 vs. Pittsburgh	Nov. 10, 1985
------------------	---------------

### Most Kickoff Return Yards, Season

1,820	2004
-------	------

1,716	2008
-------	------

1,666	2009
-------	------

1,591	2005
-------	------

1,577	2003
-------	------

### Fewest Kickoff Return Yards, Season

646	2020
-----	------

702	2021
-----	------

722	1992
-----	------

723	1982 (9 games)
-----	----------------

725	1973
-----	------

736	1968
-----	------

### Most Kickoff Return Yards, Game

251 at Miami	Dec. 12, 1994
--------------	---------------

245 at San Diego	Oct. 15, 1967
------------------	---------------

236 vs. Pittsburgh	Nov. 10, 1985
--------------------	---------------

### Highest Kickoff Return Average, Season

*29.91 (44-1,316)	2013
-------------------	------

27.64 (53-1,465)	1961
------------------	------

26.59 (41-1,090)	1969
------------------	------

25.84 (25-646)	2020
----------------	------

25.81 (37-955)	1962
----------------	------

\*NFL RECORD

### Lowest Kickoff Return Average, Season

16.52 (56-925)	1988
----------------	------

17.04 (46-784)	1990
----------------	------

17.20 (54-929)	1983
----------------	------

### Most Kickoff Return Touchdowns, Season

2	1987, 1995, 2003, 2004, 2013
---	------------------------------

1	1961, 1963, 1967, 1969, 1986, 1994, 1996, 1997, 2002, 2005, 2009, 2014, 2016, 2019, 2020
---	--

### Most Kickoff Return Touchdowns, Game

1	25 times; Last at Denver	Oct. 25, 2020
---	--------------------------	---------------

## Fumbles

### Most Fumbles, Season

42	1980
----	------

# REGULAR TEAM

## Fewest Fumbles, Season

7	2002
13	1982 (9 games), 2003
14	2017
15	2010
16	2015

## Most Fumbles, Game

*10	vs. Houston	Oct. 12, 1969
-----	-------------	---------------

\*NFL RECORD

## Most Fumbles, Both Teams, Game

*14	Kansas City (10) vs. Houston (4)	Oct. 12, 1969
-----	----------------------------------	---------------

\*NFL RECORD

## Most Fumbles Lost, Season

24	1981, 1987
21	1965, 1977

## Fewest Fumbles Lost, Season

*2	2002
3	2017
4	1982 (9 games)
6	2003, 2010, 2018
8	1967, 1991, 2008, 2015

\*NFL RECORD

## Most Fumbles Lost, Game

6	vs. Houston	Oct. 12, 1969
---	-------------	---------------

## Most Turnovers, Season

47	1977
46	1981
41	1965, 1987, 1989
40	1964

## Fewest Turnovers, Season

11	2017
12	1982 (9 games)
14	2010
15	2002, 2015, 2019
16	2020
17	2014, 2016

## Most Turnovers, Game

9	vs. Buffalo	Oct. 17, 1965
9	vs. Pittsburgh	Oct. 13, 1974
8	vs. San Diego	Sept. 20, 1981

## Most Turnovers, Both Teams, Game

16	Kansas City (7) vs. Houston (9)	Oct. 12, 1969
----	---------------------------------	---------------

## Penalties

### Fewest Penalties, Season

43	1982 (9 games)
52	1963
56	1964
61	1966

### Most Penalties, Season

*158	1998
137	2018
127	1994
126	1999
122	1993, 1996

\*NFL RECORD

## Fewest Penalties, Game

*0	vs. Buffalo	Oct. 2, 1966
0	vs. Oakland	Dec. 8, 1974
1	24 times; Last at San Diego	Dec. 29, 2013

\*NFL RECORD

## Most Penalties, Game

17	at Seattle	Nov. 8, 1998
15	vs. San Diego	Sept. 20, 1998
15	at New England	Sept. 7, 2017
14	at Atlanta	Sept. 18, 1994
14	at Denver	Oct. 17, 1994

## Fewest Penalties, Both Teams, Game

1	Kansas City (0) vs. Buffalo (1)	Oct. 2, 1966
---	---------------------------------	--------------

## Most Penalties, Both Teams, Game

30	Kansas City (17) at Seattle (13)	Nov. 8, 1998
27	Kansas City (12) at Oakland (15)	Nov. 7, 2010
26	Kansas City (7) vs. San Diego (19)	Oct. 16, 1997
26	Kansas City (11) vs. Oakland (15)	Dec. 24, 2011
25	Kansas City (11) vs. Denver (14)	Sept. 20, 1993
24	Kansas City (13) at L.A. Raiders (11)	Oct. 9, 1983
24	Kansas City (12) vs. L.A. Raiders (12)	Sept. 16, 1984
24	Kansas City (10) vs. L.A. Raiders (14)	Dec. 13, 1987
24	Kansas City (14) at Atlanta (10)	Sept. 18, 1994
24	Kansas City (14) at Denver (10)	Oct. 17, 1994
24	Kansas City (15) vs. San Diego (9)	Sept. 20, 1998
24	Kansas City (10) at Oakland (14)	Oct. 23, 2011
24	Kansas City (9) at Denver (15)	Nov. 27, 2016
24	Kansas City (12) at Pittsburgh (12)	Sept. 16, 2018

## Fewest Yards Penalized, Season

371	1982 (9 games)
515	1974
577	2006
602	2001
604	1964

## Most Yards Penalized, Season

1,304	1998
1,152	2018

## Fewest Yards Penalized, Game

0	vs. Buffalo	Oct. 2, 1966
0	vs. Oakland	Dec. 8, 1974
1	vs. San Diego	Dec. 22, 2002
3	vs. Buffalo	Sept. 11, 2011
5	11 times; Last at San Diego	Dec. 29, 2013

## Most Yards Penalized, Game

154	vs. Oakland	Nov. 1, 1970
152	at Seattle	Nov. 8, 1998
141	at San Diego	Oct. 25, 1987

## Fewest Yards Penalized, Both Teams, Game

10	Kansas City (10) vs. Boston (0)	Nov. 17, 1968
10	Kansas City (0) vs. Oakland (10)	Dec. 8, 1974
10	Kansas City (5) at Denver (5)	Dec. 7, 2008

## Most Yards Penalized, Both Teams, Game

259	KC (141) at San Diego (118)	Oct. 25, 1987
258	KC (126) vs. L.A. Raiders (132)	Sept. 16, 1984

## Scoring

### Fewest Points Allowed, Season

170	1968
177	1969
184	1982 (9 games)
192	1973
208	1971

### Lowest Scoring Average, Season

12.1	(170 in 14 games)	1968
12.6	(177 in 14 games)	1969
13.7	(192 in 14 games)	1973
14.5	(232 in 16 games)	1997
14.9	(208 in 14 games)	1971

### Most Points Allowed, Season

440	2008
435	2004
425	2012
424	2009

### Highest Scoring Average, Season

27.5	(440 in 16 games)	2008
27.2	(435 in 16 games)	2004
26.9	(376 in 14 games)	1976
26.6	(425 in 16 games)	2012
26.5	(424 in 16 games)	2009

### Most Points Allowed, Game

54	vs. Buffalo	Nov. 23, 2008
54	at L.A. Rams	Nov. 19, 2018
51	at Seattle	Nov. 27, 1983 (OT)
50	at Buffalo	Oct. 3, 1976
49	at Oakland	Nov. 5, 2000
49	at Denver	Nov. 14, 2010

### Most First-Half Points Allowed, Game

35	at San Diego	Oct. 25, 1987
35	at Denver	Nov. 14, 2010
34	vs. Seattle	Dec. 11, 1977
31	Seven times, last at Pittsburgh	Oct. 15, 2006

### Fewest First-Half Points Allowed, Season

74	1969
95	1982 (9 games)
97	1965
101	1973
103	1968

### Most First-Quarter Points Allowed, Season

101	1998
95	1976, 2012
93	2009
92	1997
88	1987

### Fewest First-Quarter Points Allowed, Season

29	1963, 1969
30	1973
32	1970
33	1965, 1966
37	1984

### Most First-Quarter Points Allowed, Game

31	at Buffalo	Sept. 13, 1962
22	at Pittsburgh	Oct. 2, 2016
21	at Denver	Nov. 16, 1986
21	at Denver	Nov. 14, 2010
17	vs. Oakland	Nov. 23, 1967
17	at Denver	Oct. 27, 1996
17	vs. Pittsburgh	Sept. 14, 2003
17	at Denver	Sept. 26, 2005

17	vs. San Diego	Sept. 30, 2012
----	---------------	----------------

### Most Second-Quarter Points Allowed, Season

152	2004
141	2008
135	1985, 2021
133	1999
131	2018

### Fewest Second-Quarter Points Allowed, Season

45	1969
55	1979, 1982 (9 games)
57	1968, 1992
59	1995
64	1965

### Most Second-Quarter Points Allowed, Game

28	vs. San Diego	Nov. 15, 1964
28	vs. Oakland	Oct. 16, 1966
28	at Baltimore	Dec. 21, 1980
28	at Seattle	Nov. 4, 1984
28	at Seattle	Sept. 11, 1988
24	at Oakland	Nov. 3, 1968

### Most Third-Quarter Points Allowed, Season

106	2008, 2012
103	2001
100	2009
98	1975, 2018
95	2011

### Fewest Third-Quarter Points Allowed, Season

22	1971
28	2020
29	1995
31	1982 (9 games)
34	1974
35	1973

### Most Third-Quarter Points Allowed, Game

28	at Houston	Oct. 24, 1965
22	at Boston	Nov. 18, 1960
21	Nine times; Last at Baltimore	Sept. 13, 2009

### Most Fourth-Quarter Points Allowed, Season

147	2020
139	1961
136	2018
130	1983, 2002
129	2004
127	1976
121	1985

### Fewest Fourth-Quarter Points Allowed, Season

27	1968
44	1997
54	2013
56	1973
57	1960, 1962, 1981

### Most Fourth-Quarter Points Allowed, Game

24	at New Orleans	Sept. 8, 1985
22	vs. Denver	Nov. 1, 1964
21	13 times; Last at Houston	Oct. 8, 2017

### Most Second-Half Points Allowed, Game

38	at Houston	Oct. 24, 1965
37	at Seattle*	Nov. 27, 1983
35	vs. San Diego	Oct. 20, 1963
35	vs. Pittsburgh	Nov. 7, 1976
31	at Miami	Sept. 22, 1985
31	at Miami	Dec. 12, 1994
31	vs. San Diego	Nov. 24, 2013
31	at L.A. Rams	Nov. 19, 2018

# REGULAR TEAM DEFENSIVE

\*Includes three in OT

## Fewest Second-Half Points Allowed, Season

67	1968
89	1982 (9 games)
91	1973, 1997
96	1971
101	1972

## Fewest Touchdowns Allowed, Season

18	1968
19	1969
21	1971

## Most Touchdowns Allowed, Season

53	2004
51	1976
51	2018
49	2008
48	2009
47	2012

## Most Touchdowns Allowed, Game

7	at Los Angeles Rams	Nov. 19, 2018
7	at Buffalo	Oct. 3, 1976
7	at Oakland	Nov. 5, 2000
7	at Denver	Nov. 14, 2010
6	16 times; Last at Pittsburgh	Oct. 2, 2016

## Most Shutouts, Season

3	1960
2	1967, 1969

## Most Consecutive Shutouts

2	1960	Dec. 4-11, 1960
---	------	-----------------

## Most Games Allowed 10 Points or Less, Season

9	1968
7	1969
6	1973, 1979, 1990, 1995

## Most Consecutive Games Allowed 10 Points or Less

5	1968
3	1960, 1968, 1995, 1997, 2021

## Largest Opponent Comeback Victories

Opponent	Deficit	Final	Date
21 vs. Tampa Bay	24-3	27-30 (OT)	Nov. 2, 2008
18 vs. Philadelphia	24-6	31-37	Oct. 2, 2005
18 vs. San Diego	21-3	21-22	Dec. 14, 2008
17 at Houston	17-0	36-38	Oct. 24, 1965
17 vs. L.A. Raiders	17-0	17-24	Oct. 5, 1986
17 at Chicago	17-0	27-28	Nov. 13, 1977
17 at San Diego	34-17	37-38	Nov. 22, 1998
17 vs. Oakland	17-0	38-41 (OT)	Jan. 2, 2000

## First Downs

### Fewest First Downs Allowed, Season

170	1982 (9 games)
181	1969
200	1965
204	1964

### Most First Downs Allowed, Season

419	2018
367	2002
363	2021
353	2020
352	2017
344	1987, 2008, 2019

### Fewest First Downs Allowed, Game

5	vs. Oakland	Dec. 7, 1997
6	at Boston	Sept. 21, 1969
6	vs. Boston	Oct. 11, 1970

6	at Chicago	Dec. 29, 1990
7	10 times; Last at Washington	Oct. 18, 2009

### Most First Downs Allowed, Game

35	vs. San Diego	Oct. 19, 1986
35	vs. Houston	Oct. 13, 2019
34	at Denver	Nov. 18, 1974
34	at Cleveland	Oct. 30, 1977

### Fewest Rushing First Downs Allowed, Season

52	1968
53	1969
67	1965

### Most Rushing First Downs Allowed, Season

169	1977
162	1988
149	1975

### Fewest Rushing First Downs Allowed, Game

*0	vs. Houston	Dec. 4, 1960
0	vs. Buffalo	Dec. 3, 1967
0	at Denver	Oct. 3, 1971
0	at Oakland	Dec. 3, 1995
0	vs. Oakland	Dec. 7, 1997
0	vs. St. Louis	Dec. 8, 2002
0	vs. N.Y. Jets	Sept. 11, 2005
1	20 times; Last vs. Dallas	Nov. 21, 2021

\*NFL RECORD

### Most Rushing First Downs Allowed, Game

21	vs. Pittsburgh	Nov. 7, 1976
20	at Oakland	Dec. 28, 2002
19	at Cleveland	Oct. 30, 1977

### Fewest Passing First Downs Allowed, Season

92	1982 (9 games)
95	1973
111	1969, 1970

### Most Passing First Downs Allowed, Season

247	2018
227	2002
209	2016, 2021
204	2017
202	2000

### Fewest Passing First Downs Allowed, Game

*0	at Houston	Oct. 9, 1988
0	vs. San Diego	Sept. 20, 1998
2	8 times; Last at Denver	Jan. 1, 2012

\*NFL RECORD

### Most Passing First Downs Allowed, Game

25	at Denver	Nov. 18, 1974
25	at Denver	Nov. 14, 2010
25	at Pittsburgh	Sept. 16, 2018
23	at Oakland	Oct. 19, 2017
23	at L.A. Chargers	Sept. 9, 2018
22	at Cincinnati	Dec. 6, 1987
22	vs. Philadelphia	Oct. 2, 2005

### Fewest Penalty First Downs Allowed, Season

9	1982 (9 games)
11	1964
13	1980

### Most Penalty First Downs Allowed, Season

56	1998
43	2018
40	2004
39	2019
38	2020
36	1993, 2017

### Most Penalty First Downs Allowed, Game

7	2 times; Last N.Y. Jets	Dec. 11, 2011
---	-------------------------	---------------



# REGULAR TEAM DEFENSIVE

6 13 times; Last at Cincinnati Jan. 2, 2022

## Net Yards Allowed Passing and Rushing

### Fewest Yards Allowed, Season

2,733 1982 (9 games)

3,163 1969

3,575 1973

3,667 1970

3,749 1965

### Most Yards Allowed, Season

6,488 2018

6,291 2008

6,272 2021

6,248 2002

6,211 2009

6,037 2004

### Fewest Yards Allowed, Game

89 vs. Seattle Dec. 24, 1995

91 vs. Houston Oct. 12, 1969

93 vs. Oakland Dec. 7, 1997

100 at Boston Sept. 21, 1969

105 vs. Boston Dec. 14, 1963

105 vs. Boston Oct. 11, 1970

### Most Yards Allowed, Game

563 vs. Houston Dec. 16, 1990

542 at N.Y. Jets Oct. 2, 1988 (OT)

542 at Tennessee Dec. 13, 2004

541 at L.A. Chargers Sept. 9, 2018

539 at Oakland Nov. 3, 1968

539 vs. Oakland Oct. 3, 1977

535 vs. Denver Dec. 1, 2013

### Fewest Plays Allowed, Season

556 1982 (9 games)

808 1969

813 1971

### Most Plays Allowed, Season

1,159 1984

1,126 1985

1,109 2018

1,102 1981

### Fewest Plays Allowed, Game

39 vs. Houston Oct. 22, 1967

39 vs. Oakland Dec. 7, 1997

40 vs. Cincinnati Oct. 13, 1968

40 at Boston Sept. 21, 1969

### Most Plays Allowed, Game

97 at N.Y. Jets Oct. 2, 1988 (OT)

95 vs. San Diego Oct. 19, 1986

91 vs. Chicago Nov. 8, 1981

## Rushing

### Fewest Rushing Attempts Allowed, Season

279 1982 (9 games)

316 1969

343 1967

### Most Rushing Attempts Allowed, Season

634 1977

609 1988

601 1978

### Fewest Rushing Attempts Allowed, Game

9 at Oakland Dec. 5, 2004

11 at New Orleans Sept. 4, 1994

11 at Oakland Dec. 3, 1995

11 vs. Oakland Dec. 10, 2017

12 at N.Y. Jets Nov. 27, 1966

12 at Seattle Nov. 28, 2010

12 vs. Las Vegas Dec. 12, 2021

### Most Rushing Attempts Allowed, Game

65 at Buffalo Oct. 29, 1973

62 at Tampa Bay Dec. 16, 1979

61 at Oakland Dec. 8, 1973

61 vs. Chicago Nov. 8, 1981

### Fewest Rushing Yards Allowed, Season

980 1960

1,066 1982 (9 games)

1,091 1969

### Fewest Rushing Yards Per Game Allowed, Season

70.0 (980 in 14 games) 1960

77.9 (1,091 in 14 games) 1969

82.9 (1,327 in 16 games) 1995

### Most Rushing Yards Allowed, Season

2,971 1977

2,861 1976

2,712 1975

### Most Rushing Yards Per Game Allowed, Season

211.8 (2,971 in 14 games) 1977

204.4 (2,861 in 14 games) 1976

193.7 (2,712 in 14 games) 1975

### Fewest Rushing Yards Allowed, Game

-27 vs. Houston Dec. 4, 1960

3 at San Diego Nov. 19, 1961

8 at Oakland Dec. 3, 1995

### Most Rushing Yards Allowed, Game

351 vs. Cleveland Dec. 20, 2009

332 vs. Tennessee Oct. 19, 2008

330 vs. Pittsburgh Nov. 7, 1976

322 at Cleveland Oct. 30, 1977

300 vs. Oakland Sept. 14, 2008

### Fewest Individual 100-Yard Games Allowed, Season

0 1960, 1969, 1971, 1981, 1995

### Most Individual 100-Yard Games Allowed, Season

9 2003

8 1976, 1977, 2007

### Fewest Rushing Touchdowns Allowed, Season

4 1968

5 2016

6 1969, 1971

7 1982 (9 games), 1995, 2013, 2015

### Most Rushing Touchdowns Allowed, Season

25 2008

24 1975, 1976

23 1977, 1988

### Most Rushing Touchdowns Allowed, Game

5 vs. Pittsburgh Nov. 7, 1976

5 at Denver Dec. 7, 2003

4 8 times; Last vs Cleveland Sept. 12, 2021

## Passing

### Fewest Pass Attempts Allowed, Season

262 1982 (9 games)

324 1973

325 1975

333 1977

### Most Pass Attempts Allowed, Season

632 2018

616 2002

610 2021

# REGULAR TEAM DEFENSIVE

607	2015
598	2016
<b>Fewest Pass Attempts Allowed, Game</b>	
8 vs. Denver	Nov. 13, 2011
9 at N.Y. Jets	Nov. 7, 1971
9 vs. Oakland	Dec. 8, 1974
10 vs. L.A. Raiders	Sept. 16, 1973
10 at San Diego	Dec. 18, 1988
<b>Most Pass Attempts Allowed, Game</b>	
65 vs. San Diego	Oct. 19, 1986
61 vs. Seattle	Sept. 29, 1985
61 vs. Jacksonville	Oct. 7, 2018
60 at Oakland	Oct. 5, 1980
60 at Pittsburgh	Sept. 16, 2018
<b>Fewest Pass Completions Allowed, Season</b>	
155	1982 (9 games)
157	1973
175	1977
186	1972, 1975
195	1970
<b>Most Pass Completions Allowed, Season</b>	
406	2018
403	2002
401	2021
352	2019
350	2016
<b>Fewest Pass Completions Allowed, Game</b>	
1 vs. San Diego	Sept. 20, 1998
2 vs. Denver	Nov. 13, 2011
3 vs. Houston	Oct. 22, 1967
3 at N.Y. Jets	Nov. 7, 1971
3 vs. Oakland	Dec. 8, 1974
4 at San Diego	Nov. 2, 1986
4 at Houston	Oct. 9, 1988
<b>Most Pass Completions Allowed, Game</b>	
39 at New England	Sept. 22, 2002
39 at Pittsburgh	Sept. 16, 2018
37 vs. San Diego	Dec. 22, 1985
37 vs. San Diego	Oct. 19, 1986
37 vs. New Orleans	Oct. 23, 2016
35 vs. Oakland	Oct. 27, 2002
34 vs. L.A. Raiders	Sept. 12, 1985
34 vs. San Diego	Dec. 14, 2008
34 at L.A. Chargers	Sept. 9, 2018
<b>Fewest Net Passing Yards Allowed, Season</b>	
1,619	1973
1,667	1982 (9 games)
1,942	1973
2,010	1970
<b>Most Net Passing Yards Allowed, Season</b>	
4,374	2018
4,273	2021
4,203	2004
4,181	2002
3,962	2013
3,958	2016
<b>Fewest Net Passing Yards Allowed, Game</b>	
-19 vs. San Diego	Sept. 20, 1998
9 vs. N.Y. Jets	Nov. 7, 1971
12 vs. Oakland	Dec. 8, 1974
<b>Most Net Passing Yards Allowed, Game</b>	
505 vs. Houston	Dec. 16, 1990
472 vs. Indianapolis	Oct. 31, 2004
469 at Oakland	Nov. 3, 1968
<b>Fewest Individual 300-Yard Games Allowed, Season</b>	

0	1962, 1970, 1971, 1972, 1973, 1974, 1977, 1978, 1988, 2000
<b>Most Individual 300-Yard Games Allowed, Season</b>	
8	2002
<b>Fewest Passing Touchdowns Allowed, Season</b>	
10	1969
11	1971, 1973
12	1982 (9 games), 1988
<b>Most Passing Touchdowns Allowed, Season</b>	
32	2004
30	2018
29	2012, 2020
27	2002, 2021
25	1964, 1976, 1980, 1987, 2000, 2005, 2009, 2013, 2015
<b>Most Passing Touchdowns Allowed, Game</b>	
5 vs. Indianapolis	Oct. 31, 2004
5 at Denver	Nov. 14, 2010
5 vs. Denver	Dec. 1, 2013
5 at Green Bay	Sept. 28, 2015
5 at Pittsburgh	Oct. 2, 2016
4	19 times; Last at Cincinnati Jan. 2, 2022

## Sacks

<b>Most Seasons Leading League</b>	
4	1960, 1965, 1969, 1990
<b>Most Sacks, Season</b>	
60.0	1990
54.0	1997
52.0	2018
51.0	2000
50.0	1984, 1992
<b>Fewest Sacks, Season</b>	
*10.0	2008
15.0	1982 (9 games)
22.0	1976, 2009
23.0	1988
*NFL RECORD	
<b>Most Sacks, Game</b>	
11.0 vs. Cleveland	Sept. 30, 1984
10.0 vs. Oakland	Sept. 6, 1998
9.0 at Buffalo	Nov. 2, 1969
9.0 vs. Seattle	Nov. 11, 1990
9.0 vs. Oakland	Oct. 13, 2013
9.0 at Denver	Oct. 17, 2019
<b>Most Opponents Yards Lost Attempting to Pass, Season</b>	
439	1968
<b>Fewest Opponents Yards Lost Attempting to Pass, Season</b>	
62	2008
120	1982 (9 games)
137	2009

## Interceptions By

<b>Most Consecutive Seasons Leading League</b>	
5	1966-70
<b>Most Passes Intercepted By, Season</b>	
37	1968
33	1966
32	1960, 1962, 1969
<b>Fewest Passes Intercepted By, Season</b>	
7	2012
11	1987
12	1982 (9 games), 1994
<b>Most Passes Intercepted By, Game</b>	

# REGULAR TEAM DEFENSIVE

7 at San Diego	Dec. 8, 1968
6 8 times; Last vs. New York Jets	Sept. 25, 2016
<b>Most Consecutive Games, One or More Interceptions By</b>	
23 1967-69	
18 1966-67	
16 1982-83	
<b>Most Yards Returning Interceptions, Season</b>	
596 1969	
578 1967	
567 1986	
<b>Fewest Yards Returning Interceptions, Season</b>	
119 2012	
124 2006	
140 1987	
141 2019	
<b>Most Yards Returning Interceptions, Game</b>	
188 vs. N.Y. Titans	Dec. 17, 1961
162 at Oakland	Dec. 6, 2015
142 vs. L.A. Raiders	Oct. 28, 1991
136 vs. Seattle	Dec. 11, 1977
<b>Most Touchdowns Returning Interceptions, Season</b>	
6 1992	
5 1972, 1974, 1999, 2013	
4 1960, 1967, 1986, 1997, 2015, 2016	
<b>Most Touchdowns Returning Interceptions, Game</b>	
2 vs. N.Y. Titans	Dec. 17, 1961
2 at Denver	Oct. 1, 1972
2 at Denver	Dec. 19, 1982
2 vs. San Diego	Oct. 19, 1986
2 vs. Denver	Dec. 27, 1992
2 at Baltimore	Oct. 21, 1999
2 at Denver	Jan. 3, 2010
2 at Oakland	Oct. 23, 2011
<b>Most Touchdowns Returning Interceptions, Both Teams, Game</b>	
*4 Kansas City (0) at Seattle (4)	Nov. 4, 1984
3 Kansas City (2) vs. San Diego (1)	Oct. 19, 1986
	*NFL RECORD

## Opponents Interceptions

<b>Most Yards, Interception Returns Opponents, Season</b>	
688 1984	
<b>Most Yards Interception Returns, Opponent, Game</b>	
*325 at Seattle	Nov. 4, 1984
	*NFL RECORD
<b>Most Touchdowns Returning Interceptions Opponents, Season</b>	
7 1984	
<b>Most Touchdowns Returning Interceptions Opponent, Game</b>	
*4 at Seattle	Nov. 4, 1984
	*NFL RECORD

## Punting

<b>Most Opponents Punts, Season</b>	
102 1995	
98 1999	
94 1969	
<b>Fewest Opponents Punts, Season</b>	
38 1982 (9 games)	
50 2008	
52 2018, 2021	
55 1962	
<b>Lowest Opponents Average Distance, Season</b>	

37.0 1986, 1990	
38.6 1982 (9 games)	
38.9 1981	
<b>Highest Opponents Average Distance, Season</b>	
48.1 2021	
47.6 2011	
46.8 2012	
46.6 2013	
46.4 2020	
<b>Most Opponents Punts Blocked, Season</b>	
6 1990	
4 1986	
3 1963, 1982	
2 1966, 1979, 1980, 1989, 1997, 2001, 2002, 2006	
<b>Most Opponents Punts Blocked, Game</b>	
3 vs. Denver	Dec. 8, 1963
2 at Seattle	Sept. 30, 1979
2 vs. Cleveland	Sept. 30, 1990

## Punt Returns

<b>Fewest Opponents Punt Returns, Season</b>	
15	2020
17	2018, 2021
19	2019
20	1961
22	1982
23	2005
<b>Most Opponents Punt Returns, Season</b>	
60 1984	
55 1974, 1976	
54 1983	
<b>Most Opponents Punt Returns, Game</b>	
9 at Cincinnati	Nov. 24, 1974
<b>Fewest Punt Return Yards Allowed, Season</b>	
84 2021	
89 2019	
97 2018	
119 2020	
157 1960, 2016	
164 2017	
<b>Most Punt Return Yards Allowed, Season</b>	
702 1977	
634 1974	
572 1986	
<b>Most Punt Return Yards Allowed, Game</b>	
170 at San Diego	Sept. 26, 1965
<b>Lowest Punt Return Average Allowed, Season</b>	
4.68 (19-89)	2019
4.94 (17-84)	2021
5.23 (30-157)	2016
5.71 (17-97)	2018
5.81 (27-157)	1960
6.37 (46-293)	1981
6.43 (49-315)	1979
6.47 (38-246)	2013
<b>Highest Punt Returns Average Allowed, Season</b>	
15.36 (22-338) (9 games)	1982
14.93 (29-433)	1965
14.04 (50-702)	1977
<b>Most Punt Returns Touchdowns Allowed, Season</b>	
2 1982, 1990, 2004, 2012	

## Kickoff Returns

<b>Fewest Opponents Kickoff Returns, Season</b>	
---	--

# REGULAR TEAM DEFENSIVE

25	2011, 2017
27	2012
34	2021
35	2016
36	2018
37	2019
<b>Most Opponents Kickoff Returns, Season</b>	
88	2002
87	2003
85	2004
84	1966
<b>Fewest Kickoff Return Yards Allowed, Season</b>	
486	2017
549	2020
605	2011
658	2021
690	2012
725	2019
794	1982 (9 games)
<b>Most Kickoff Return Yards Allowed, Season</b>	
2,053	2005
2,045	1966
2,043	2003
1,908	2004
1,880	2002
<b>Most Kickoff Return Yards Allowed, Game</b>	
289	at Denver Sept. 7, 1963
278	vs. Cleveland Dec. 20, 2009
<b>Lowest Kickoff Return Average Allowed, Season</b>	
17.17	(81-1,391) 1990
18.00	(71-1,278) 1986
18.57	(23-427) 2017
18.80	(64-1,203) 1992
<b>Highest Kickoff Return Average Allowed, Season</b>	
25.78	(40-1,031) 1973
25.56	(27-690) 2012
25.37	(54-1,370) 1974
<b>Most Kickoff Return Touchdowns Allowed, Season</b>	
2	1988
2	1989
2	2009

## Blocked Field Goals

<b>Most Blocked Field Goals, Season</b>	
6	1960
5	1966
4	1962, 1965, 1973
3	1963, 1967, 1996
2	1982 (9 games), 1986, 1992, 1993, 2003
<b>Most Blocked Field Goals, Game</b>	
3	at San Diego Oct. 15, 1967
2	vs. Buffalo Dec. 18, 1960
2	at Oakland Nov. 3, 1963
2	at Oakland Sept. 18, 1966

2	at San Diego	Oct. 15, 1967
2	at Green Bay	Oct. 4, 1973
2	at San Diego	Oct. 17, 1993
2	at San Diego	Nov. 30, 2003

## Fumbles

<b>Fewest Opponents Fumbles, Season</b>	
16	1971, 2020
18	1984, 2011
19	2000, 2012, 2015, 2017
<b>Fewest Opponents Fumbles Recovered, Season</b>	
6	2011, 2012, 2020
7	1971, 2015, 2019
8	1966, 2004, 2007
9	2010
10	1982 (9 games), 1996, 2017
<b>Most Opponents Fumbles, Season</b>	
42	1981
40	1975
39	1977
<b>Most Opponents Fumbles Recovered, Season</b>	
26	1994
25	1990
23	1977

## Turnovers

<b>Fewest Opponents Turnovers, Season</b>	
13	2012
21	2004
22	1982 (9 games), 2007, 2020
23	2010, 2019
26	2001, 2011, 2017
<b>Most Opponents Turnovers, Season</b>	
51	1983
49	1962, 1968, 1986
<b>Most Opponents Turnovers, Game</b>	
9	vs. Houston Oct. 28, 1962
9	vs. Houston Oct. 12, 1969
9	vs. St. Louis Oct. 2, 1983
<b>Best Turnover Ratio, Season</b>	
26	(45 takes/19 gives) 1990
22	(49 takes/27 gives) 1968
21	(45 takes/21 gives) 1999
18	(49 takes/31 gives) 1962
18	(39 takes/21 gives) 1992
18	(36 takes/18 gives) 2013
<b>Worst Turnover Ratio, Season</b>	
-24	(13 takes/37 gives) 2012
-13	(28 takes/41 gives) 1987
-11	(22 takes/33 gives) 2007
-8	(33 takes/41 gives) 1965
-8	(33 takes/41 gives) 1989



## Single Game

**Pass Attempts (All 50+)**

61 Blake Bortles, Jacksonville	Oct. 7, 2018
60 Ben Roethlisberger, Pittsburgh	Sept. 16, 2018
58 Mark Hermann, San Diego	Dec. 22, 1985
56 Kyle Orton, Denver	Jan. 3, 2010
55 Rich Gannon, Oakland	Oct. 27, 2002
54 Steve DeBerg, Tampa Bay	Oct. 28, 1984
54 Tom Brady, New England	Sept. 22, 2002
52 Jim Plunkett, Oakland	Oct. 5, 1980
52 Derek Carr, Oakland	Oct. 19, 2017
52 Philip Rivers, L.A. Chargers	Nov. 18, 2019
51 Philip Rivers, L.A. Chargers	Sept. 9, 2018
50 Brian Griese, Denver	Oct. 20, 2002

**Pass Completions (All 30+)**

39 Tom Brady, New England	Sept. 22, 2002
39 Ben Roethlisberger, Pittsburgh	Sept. 16, 2018
37 Mark Hermann, San Diego	Dec. 22, 1985
37 Drew Brees, New Orleans	Oct. 23, 2016
35 Rich Gannon, Oakland	Oct. 27, 2002
34 Jim Plunkett, Oakland	Sept. 12, 1985
34 Philip Rivers, San Diego	Dec. 14, 2008
34 Philip Rivers, L.A. Chargers	Sept. 9, 2018
33 Drew Bledsoe, New England	Dec. 4, 2000
33 Donovan McNabb, Philadelphia	Oct. 2, 2005
33 Blake Bortles, Jacksonville	Oct. 7, 2018
33 Derek Carr, Las Vegas	Dec. 12, 2021
32 Jay Cutler, Denver	Dec. 7, 2008
32 Ben Roethlisberger, Pittsburgh	Nov. 22, 2009
32 Kyle Orton, Denver	Jan. 3, 2010
32 Jalen Hurts, Philadelphia	Oct. 3, 2021
31 Jim Zorn, Seattle	Sept. 27, 1981
31 Rich Gannon, Oakland	Sept. 9, 2001
31 Marc Bulger, St. Louis	Nov. 5, 2006
31 Jeff Garcia, Tampa Bay	Nov. 2, 2008
31 Derek Carr, Oakland	Dec. 6, 2015
31 Jared Goff, L.A. Rams	Nov. 19, 2018
31 Philip Rivers, L.A. Chargers	Dec. 29, 2019
30 Dan Fouts, San Diego	Oct. 14, 1984
30 Tony Romo, Dallas	Sept. 15, 2013
30 Deshaun Watson, Houston	Oct. 13, 2019
30 Joe Burrow, Cincinnati	Jan. 2, 2022

**Passing Yards (All 400+)**

527 Warren Moon, Houston	Dec. 16, 1990
472 Peyton Manning, Indianapolis	Oct. 31, 2004
452 Ben Roethlisberger, Pittsburgh	Sept. 16, 2018
446 Joe Burrow, Cincinnati	Jan. 2, 2022
445 Charley Johnson, Denver	Nov. 18, 1974
431 Kyle Orton, Denver	Jan. 3, 2010
430 Blake Bortles, Jacksonville	Oct. 7, 2018
426 Billy Volek, Tennessee	Dec. 13, 2004
424 Philip Rivers, L.A. Chargers	Sept. 9, 2018
417 Derek Carr, Oakland	Oct. 19, 2017
413 Pete Beathard, Houston	Sept. 9, 1968
413 Jared Goff, L.A. Rams	Nov. 19, 2018
410 Tom Brady, New England	Sept. 22, 2002
403 Peyton Manning, Denver	Dec. 1, 2013
400 John Elway, Denver	Dec. 6, 1998

**Touchdown Passes**

5 George Blanda, Houston	Oct. 24, 1965
5 Peyton Manning, Indianapolis	Oct. 31, 2004
5 Peyton Manning, Denver	Dec. 1, 2013

5 Aaron Rodgers, Green Bay	Sept. 28, 2015
5 Ben Roethlisberger, Pittsburgh	Oct. 2, 2016
5 Deshaun Watson, Houston	Oct. 8, 2017

**Interceptions Thrown**

6 John Hadl, San Diego	Dec. 8, 1968
6 Ryan Fitzpatrick, N.Y. Jets	Sept. 25, 2016
5 George Blanda, Houston	Oct. 28, 1962
5 John Hadl, San Diego	Dec. 16, 1962
5 Babe Parilli, Boston	Dec. 14, 1963
5 George Blanda, Houston	Oct. 4, 1964
5 Pete Beathard, Houston	Oct. 12, 1969
5 Marty Domres, San Diego	Nov. 9, 1969
5 Alan Pastrana, Denver	Dec. 6, 1970
5 James Harris, San Diego	Nov. 26, 1978
5 Jim Plunkett, Oakland	Oct. 5, 1980
5 Jim Zorn, Seattle	Nov. 9, 1980
5 Dave Krieg, Seattle	Dec. 9, 1984
5 John Elway, Denver	Dec. 14, 1985

**Long Pass (All 80+)**

90 N. Johnson to R. Upchurch, Denver	Sept. 21, 1975
89 J. Kemp to E. Dubenion, Buffalo	Oct. 13, 1963
87 S. McNair to M. Clayton, Baltimore	Dec. 10, 2006
87 M. Hasselbeck to B. Obomanu, SEA	Nov. 28, 2010
82 J. Lee to A. Denson, Denver	Nov. 1, 1964
82 D. Lamonica to F. Biletnikoff, Oakland	Nov. 3, 1968
82 B. Griese to S. Sharpe, Denver	Oct. 20, 2002
80 J. Lee to B. Groman	Oct. 22, 1961
80 S. Wyche to B. Trumpy	Sept. 28, 1969

**Pass Receptions**

16 Troy Brown, New England	Sept. 22, 2002
14 Kellen Winslow, San Diego	Dec. 11, 1983
14 Jabar Gaffney, Denver	Jan. 3, 2010
13 Joe Washington, Baltimore	Sept. 2, 1979
13 Terrance Mathis, Atlanta	Sept. 18, 1994
13 Tim Brown, Oakland	Oct. 27, 2002
13 Steven Jackson, St. Louis	Nov. 5, 2006
13 Hunter Renfrow, Las Vegas	Dec. 12, 2021

**Receiving Yards (All 200+)**

266 Ja'Marr Chase, Cincinnati	Jan. 2, 2022
250 Miles Austin, Dallas	Oct. 11, 2009
245 Haywood Jeffires, Houston	Dec. 16, 1990
233 Drew Bennett, Tennessee	Dec. 13, 2004
232 Lance Alworth, San Diego	Oct. 20, 1963
214 Shannon Sharpe, Denver	Oct. 20, 2002
213 Jabar Gaffney, Denver	Jan. 3, 2010
210 Amari Cooper, Oakland	Oct. 19, 2017
203 Don Maynard, N.Y. Jets	Sept. 15, 1968

**Touchdown Receptions**

4 Eric Decker, Denver	Dec. 1, 2013
3 Bob Chandler, Buffalo	Oct. 3, 1976
3 Kellen Winslow, San Diego	Dec. 11, 1983
3 Shannon Sharpe, Denver	Dec. 12, 1993
3 Drew Bennett, Tennessee	Dec. 13, 2004
3 Antonio Gates, San Diego	Oct. 30, 2005
3 Randall Cobb, Green Bay	Sept. 28, 2015
3 DeAndre Hopkins, Houston	Oct. 8, 2017
3 Ja'Marr Chase, Cincinnati	Jan. 2, 2022

**Rushing Attempts**

39 O.J. Simpson, Buffalo	Oct. 29, 1973
39 Ricky Bell, Tampa Bay	Dec. 16, 1979
39 Marion Butts, San Diego	Dec. 17, 1989

**Rushing Yards (All 200+)**

286 Jerome Harrison, Cleveland	Dec. 20, 2009
220 Tiki Barber, N.Y. Giants	Dec. 17, 2005

# REGULAR OPPONENT INDIVIDUAL

218 Clinton Portis, Denver	Dec. 7, 2003
217 Gary Anderson, San Diego	Dec. 18, 1988
214 Greg Pruitt, Cleveland	Dec. 14, 1975
207 Curt Warner, Seattle	Nov. 27, 1983 (OT)
<b>Rushing Touchdowns</b>	
5 Clinton Portis, Denver	Dec. 7, 2003
3 Jon Keyworth, Denver	Nov. 18, 1974
3 Greg Pruitt, Cleveland	Dec. 14, 1975
3 Pete Banaszak, Oakland	Dec. 21, 1975
3 Walter Payton, Chicago	Nov. 13, 1977
3 Curt Warner, Seattle	Nov. 27, 1983 (OT)
3 Marcus Allen, L.A. Raiders	Nov. 25, 1990
3 Rodney Hampton, N.Y. Giants	Dec. 19, 1992
3 Terrell Davis, Denver	Dec. 6, 1998
3 Curtis Martin, N.Y. Jets	Nov. 11, 2001
3 Clinton Portis, Denver	Dec. 15, 2002
3 Onterio Smith, Minnesota	Dec. 20, 2003
3 Michael Pittman, Tampa Bay	Nov. 7, 2004
3 Michael Turner, Atlanta	Sept. 21, 2008
3 LenDale White, Tennessee	Oct. 19, 2008
3 Jerome Harrison, Cleveland	Dec. 20, 2009
3 Jeremy Hill, Cincinnati	Oct. 4, 2015
3 Mike Gillislee, New England	Sept. 7, 2017
3 Mark Ingram, Baltimore	Sept. 22, 2019
<b>Long Run (All 80+)</b>	
87 Paul Lowe, San Diego	Sept. 10, 1961
85 LaDainian Tomlinson, San Diego	Dec. 17, 2006
80 LenDale White, Tennessee	Oct. 19, 2008
<b>Total Touchdowns</b>	
5 Clinton Portis, Denver	Dec. 7, 2003
4 Clinton Portis, Denver	Dec. 15, 2002
4 Eric Decker, Denver	Dec. 1, 2013

<b>Interceptions Made</b>	
4 Deltha O'Neal, Denver	Oct. 7, 2001
3 David Fulcher, Cincinnati	Oct. 1, 1989
<b>Long Interception Return (All 100+)</b>	
102 Marcus Coleman, Houston	Sept. 26, 2004
101 Tony Greene, Buffalo	Oct. 3, 1976
100 Speedy Duncan, San Diego	Oct. 15, 1967
<b>Long Punt Return</b>	
95 Johnny Bailey, Chicago	Dec. 29, 1990
<b>Long Kickoff Return (All 100+)</b>	
103 Joshua Cribbs, Cleveland	Dec. 20, 2009
100 Nemiah Wilson, Denver	Oct. 8, 1966
100 Joshua Cribbs, Cleveland	Dec. 20, 2009
<b>Long Punt (All 80+)</b>	
83 Chris Norman, Denver	Sept. 23, 1984
82 Paul Maguire, San Diego	Nov. 5, 1961
<b>Long Field Goal (All 55+)</b>	
59 Matt Bryant, Atlanta	Dec. 4, 2016
57 Sebastian Janikowski, Oakland	Dec. 16, 2012
56 Sebastian Janikowski, Oakland	Sept. 14, 2008
56 Matt Prater, Denver	Sept. 28, 2008
55 John Kasay, Seattle	Jan. 2, 1994
55 Kris Brown, Pittsburgh	Oct. 14, 2001
55 Sebastian Janikowski, Oakland	Nov. 25, 2007
55 Nate Kaeding, San Diego	Nov. 29, 2009
<b>Times Sacked (All 100+)</b>	
11 Paul McDonald, Cleveland	Sept. 30, 1984
10 Jeff George, Oakland	Sept. 6, 1998
<b>Touchdowns On Interception Returns</b>	
2 Dave Brown, Seattle	Nov. 4, 1984
<b>Fumbles</b>	
6 Dave Krieg, Seattle	Nov. 5, 1989

# PLAYOFF INDIVIDUAL

## Service

### Most Games Played, Career

14	Travis Kelce	2013-21
14	Daniel Sorensen	2014-21
14	James Winchester	2011-21
13	Anthony Sherman	2013-20
12	Tyreek Hill	2016-21
12	Demarcus Robinson	2016-21
12	Dustin Colquitt	2005-19
11	Chris Jones	2016-21
11	Harrison Butker	2017-21
11	Eric Fisher	2013-20
10	Patrick Mahomes	2017-21
10	Anthony Hitchens	2018-21
10	Ben Niemann	2018-21
10	Derrick Nnadi	2018-21
10	Charvarius Ward	2018-21
10	John Alt	1984-96
10	Tim Grunhard	1990-00
10	Dave Szott	1990-00
10	Derrick Thomas	1989-99

## Scoring

### Most Points, Career

83	Harrison Butker (11 games - 14 FGs, 41 PATs)	2017-21
66	Travis Kelce (14 games - 11 TDs)	2013-21
60	Damien Williams (5 games - 10 TDs)	2018-19
37	Nick Lowery (8 games - 8 FGs, 13 PATs)	1980-93
35	Jan Stenerud (5 games - 9 FGs, 8 PATs)	1967-79
30	Patrick Mahomes (10 games - 5 TDs)	2017-21
30	Tyreek Hill (12 games - 5 TDs)	2016-21
24	Cairo Santos (3 games - 6 FGs, 6 PATs)	2014-16
18	Mike Garrett (6 games - 3 TDs)	1966-70
18	Marcus Allen (6 games - 3 TDs)	1993-97
18	Knile Davis (3 games - 3 TDs)	2013-15
18	Byron Pringle (8 games - 3 TDs)	2018-21

### Most Points, Game

18	Damien Williams vs. New England	Jan. 20, 2019
18	Damien Williams vs. Houston	Jan. 12, 2020
18	Travis Kelce vs. Houston	Jan. 12, 2020
14	Ryan Succop at Indianapolis	Jan. 4, 2014
12	Abner Haynes vs. Houston	Dec. 23, 1962
12	Mike Garrett at Buffalo	Jan. 1, 1967
12	Ed Podolak vs. Miami	Dec. 25, 1971
12	Dante Hall vs. Indianapolis	Jan. 11, 2004
12	Priest Holmes vs. Indianapolis	Jan. 11, 2004
12	Knile Davis at Indianapolis	Jan. 4, 2014
12	Cairo Santos at Houston	Jan. 9, 2016
12	Damien Williams vs. San Francisco	Feb. 2, 2020
12	Travis Kelce vs. Buffalo	Jan. 24, 2021
12	Byron Pringle vs. Pittsburgh	Jan. 16, 2022
12	Harrison Butker vs. Buffalo	Jan. 23, 2022

### Most Touchdowns, Career

11	Travis Kelce (14 games)	2013-21
10	Damien Williams (5 games)	2018-19
5	Patrick Mahomes (10 games)	2017-21
5	Tyreek Hill (12 games)	2016-21
3	Marcus Allen (6 games)	1993-97
3	Mike Garrett (6 games)	1966-70
3	Knile Davis (3 games)	2013-16
3	Byron Pringle (8 games)	2018-21

### Most Touchdowns, Game

3	Damien Williams vs. New England	Jan. 20, 2019
3	Damien Williams vs. Houston	Jan. 12, 2020
3	Travis Kelce vs. Houston	Jan. 12, 2020
2	Abner Haynes vs. Houston	Dec. 23, 1962
2	Mike Garrett at Buffalo	Jan. 1, 1967
2	Ed Podolak vs. Miami	Dec. 25, 1971
2	Dante Hall vs. Indianapolis	Jan. 11, 2004
2	Priest Holmes vs. Indianapolis	Jan. 11, 2004
2	Knile Davis at Indianapolis	Jan. 4, 2014
2	Damien Williams vs. San Francisco	Feb. 2, 2020
2	Travis Kelce vs. Buffalo	Jan. 24, 2021
2	Byron Pringle vs. Pittsburgh	Jan. 16, 2022

### Most Points After Touchdown, Career

41	Harrison Butker (11 games - 44 Att.)	2017-21
13	Nick Lowery (8 games - 14 Att.)	1980-93
8	Jan Stenerud (5 games - 8 Att.)	1967-79
6	Ryan Succop (2 games - 6 Att.)	2009-13
6	Cairo Santos (3 games - 6 Att.)	2014-17
5	Mike Mercer (2 games - 5 Att.)	1966

### Most Points After Touchdown, Game

6	Harrison Butker vs. Houston (7 Att.)	Jan. 12, 2020
6	Harrison Butker vs. Pittsburgh (6 att.)	Jan. 16, 2022
5	Ryan Succop at Indianapolis (5 Att.)	Jan. 4, 2014
5	Harrison Butker vs. Tennessee (5 Att.)	Jan. 19, 2020
5	Harrison Butker vs. Buffalo (5 Att.)	Jan. 24, 2021
4	Mike Mercer at Buffalo (4 Att.)	Jan. 1, 1967
4	Nick Lowery at Houston (4 Att.)	Jan. 16, 1994
4	Morten Andersen vs. IND (4 Att.)	Jan. 11, 2004
4	Harrison Butker vs. IND (4 Att.)	Jan. 12, 2019
4	Harrison Butker vs. NE (4 Att.)	Jan. 20, 2019
4	Harrison Butker vs. SF (4 Att.)	Feb. 2, 2020

### Most Points After Touchdown, No Misses, Career

8	Jan Stenerud (5 games)	1967-79
---	------------------------	---------

### Most Field Goals Attempted, Career

17	Harrison Butker (11 games)	2017-21
17	Jan Stenerud (5 games)	1967-79
12	Nick Lowery (8 games)	1980-93

### Most Field Goals Attempted, Game

5	Jan Stenerud vs. N.Y. Jets	Dec. 20, 1969
4	Nick Lowery vs. Miami	Jan. 5, 1991
4	Jan Stenerud vs. Miami	Dec. 25, 1971
4	Harrison Butker vs. Buffalo	Jan. 23, 2022

### Most Field Goals, Career

14	Harrison Butker (11 games - 17 Att.)	2017-21
9	Jan Stenerud (5 games - 17 Att.)	1967-79
8	Nick Lowery (8 games - 12 Att.)	1980-93

### Most Field Goals, Game

3	Jan Stenerud vs. Minnesota	Jan. 11, 1970
3	Nick Lowery at Miami	Jan. 5, 1991
3	Ryan Succop at Indianapolis	Jan. 4, 2014
3	Cairo Santos at Houston	Jan. 9, 2016
3	Harrison Butker vs. Cleveland	Jan. 17, 2021
3	Harrison Butker at Tampa Bay	Feb. 7, 2021
3	Harrison Butker vs. Buffalo	Jan. 23, 2022

### Longest Field Goal

52	Harrison Butker at Tampa Bay	Feb. 7, 2021
50	Harrison Butker vs. Cleveland	Jan. 17, 2021
49	Cairo Santos at Houston	Jan. 9, 2016
49	Cairo Santos at Houston	Jan. 9, 2016
49	Harrison Butker at Tampa Bay	Feb. 7, 2021
49	Harrison Butker vs. Buffalo	Jan. 24, 2022

## Rushing

### Most Rushing Attempts, Career

# PLAYOFF INDIVIDUAL

100 Marcus Allen (6 games)	1993-97
81 Damien Williams (5 games)	2018-19
61 Mike Garrett (6 games)	1966-70
59 Barry Word (4 games)	1990-92
52 Patrick Mahomes (10 games)	2017-21
51 Wendell Hayes (5 games)	1968-74

## Most Rushing Attempts, Game

33 Barry Word vs. L.A. Raiders	Dec. 28, 1991
25 Damien Williams vs. Indianapolis	Jan. 12, 2019
24 Curtis McClinton vs. Houston	Dec. 23, 1962
24 Priest Holmes vs. Indianapolis	Jan. 11, 2004
22 Wendell Hayes vs. Miami	Dec. 25, 1971
21 Marcus Allen vs. Pittsburgh	Jan. 8, 1994
21 Marcus Allen vs. Indianapolis	Jan. 7, 1996

## Most Rushing Yards Gained, Career

386 Marcus Allen (6 games)	1993-97
355 Damien Williams (5 games)	2018-19
304 Patrick Mahomes (10 games)	2017-21
208 Wendell Hayes (5 games)	1968-74
197 Barry Word (4 games)	1990-92
186 Mike Garrett (6 games)	1966-70

## Most Rushing Yards Gained, Game

176 Priest Holmes vs. Indianapolis	Jan. 11, 2004
130 Barry Word vs. L.A. Raiders	Dec. 28, 1991
129 Damien Williams vs. Indianapolis	Jan. 12, 2019
104 Damien Williams vs. San Francisco	Feb. 2, 2020
100 Wendell Hayes vs. Miami	Dec. 25, 1971

## Most Games, 100 or More Rushing Yards, Career

2 Damien Williams (5 games)	2018-19
1 Wendell Hayes (5 games)	1968-74
1 Barry Word (3 games)	1990-92
1 Priest Holmes (1 game)	2001-07

## Longest Run From Scrimmage

50 Mecole Hardman vs. Buffalo	Jan. 24, 2021
48 Priest Holmes vs. Indianapolis	Jan. 11, 2004
41 Jamaal Charles vs. Baltimore	Jan. 9, 2011
38 Damien Williams vs. San Francisco	Feb. 2, 2020
36 Tyreek Hill vs. Indianapolis	Jan. 12, 2019
34 Patrick Mahomes vs. Buffalo	Jan. 23, 2022

## Most Rushing Touchdowns, Career

6 Damien Williams (5 games)	2018-19
4 Patrick Mahomes (8 games)	2017-20
3 Marcus Allen (6 games)	1993-97
3 Mike Garrett (6 games)	1966-70

## Most Rushing Touchdowns, Game

2 Mike Garrett at Buffalo	Jan. 1, 1967
2 Priest Holmes vs. Indianapolis	Jan. 11, 2004
2 Damien Williams vs. Houston	Jan. 12, 2020

## Passing

### Most Passes Attempted, Career

384 Patrick Mahomes (10 games)	2017-21
188 Len Dawson (8 games)	1962-75
185 Alex Smith (5 games)	2013-17
141 Joe Montana (4 games)	1993-94
64 Dave Krieg (4 games)	1992-93

### Most Passes Attempted, Game

50 Alex Smith at New England	Jan. 16, 2016
49 Patrick Mahomes at Tampa Bay	Feb. 7, 2021
46 Alex Smith at Indianapolis	Jan. 4, 2014
44 Patrick Mahomes vs. Buffalo	Jan. 23, 2022
43 Joe Montana vs. Pittsburgh	Jan. 8, 1994
42 Patrick Mahomes vs. San Francisco	Feb. 2, 2020
41 Patrick Mahomes vs. Indianapolis	Jan. 12, 2019

### Most Passes Completed, Career

254 Patrick Mahomes (10 games)	2017-21
120 Alex Smith (5 games)	2013-17
107 Len Dawson (8 games)	1962-75
85 Joe Montana (4 games)	1993-94
33 Dave Krieg (4 games)	1992-93

### Most Passes Completed, Game

33 Patrick Mahomes vs. Buffalo	Jan. 23, 2022
30 Alex Smith at Indianapolis	Jan. 4, 2014
30 Patrick Mahomes vs. Pittsburgh	Jan. 16, 2022
29 Alex Smith at New England	Jan. 16, 2016
29 Patrick Mahomes vs. Buffalo	Jan. 24, 2021
28 Joe Montana vs. Pittsburgh	Jan. 8, 1994

### Highest Completion Percentage, Career (100 attempts)

66.1 Patrick Mahomes (10 games: 384-254)	2017-21
64.9 Alex Smith (5 games: 185-120)	2013-17
60.3 Joe Montana (4 games: 141-85)	1993-94
56.9 Len Dawson (8 games: 188-107)	1962-75

### Highest Completion Percentage, Game (15 completions)

77.3 Alex Smith at Houston (22-17)	Jan. 9, 2016
76.9 Patrick Mahomes vs. Pittsburgh (39-30)	Jan. 16, 2022
76.3 Patrick Mahomes vs. Buffalo (38-29)	Jan. 24, 2021
75.0 Patrick Mahomes vs. Buffalo (44-33)	Jan. 23, 2022
72.7 Alex Smith vs. Tennessee (33-24)	Jan. 6, 2018

### Most Passing Yards, Career

3,106 Patrick Mahomes (10 games)	2017-21
1,497 Len Dawson (8 games)	1962-75
1,250 Alex Smith (5 games)	2013-17
1,014 Joe Montana (4 games)	1993-94
454 Dave Krieg (4 games)	1992-93

### Most Passing Yards, Game (All 300+)

404 Patrick Mahomes vs. Pittsburgh	Jan. 16, 2022
378 Alex Smith at Indianapolis	Jan. 4, 2014
378 Patrick Mahomes vs. Buffalo	Jan. 23, 2022
325 Patrick Mahomes vs. Buffalo	Jan. 24, 2021
321 Patrick Mahomes vs. Houston	Jan. 12, 2020
314 Joe Montana at Miami	Dec. 31, 1994

### Longest Pass Completion

79 Alex Smith at Indianapolis (to Donnie Avery)	Jan. 4, 2014
71 Patrick Mahomes vs. Buffalo (to Tyreek Hill)	Jan. 24, 2021
64 Patrick Mahomes vs. Buffalo (to Tyreek Hill)	Jan. 23, 2022
63 Len Dawson vs. Miami (to Elmo Wright)	Dec. 25, 1971
63 Alex Smith at Indianapolis (to Dwayne Bowe)	Jan. 4, 2014
61 Len Dawson at N.Y. Jets (to Otis Taylor)	Dec. 20, 1969
60 Patrick Mahomes vs. Tennessee (to Sammy Watkins)	Jan. 19, 2020

### Most Touchdown Passes, Career

25 Patrick Mahomes (10 games)	2017-21
9 Alex Smith (5 games)	2013-17
7 Len Dawson (8 games)	1962-75
6 Joe Montana (4 games)	1993-94
2 Steve DeBerg (3 games)	1988-91
2 Trent Green (2 games)	2001-06

### Most Touchdown Passes, Game

5 Patrick Mahomes vs. Houston	Jan. 12, 2020
5 Patrick Mahomes vs. Pittsburgh	Jan. 16, 2022
4 Alex Smith at Indianapolis	Jan. 4, 2014

# PLAYOFF INDIVIDUAL

3 Joe Montana at Houston	Jan. 16, 1994
3 Patrick Mahomes vs. New England	Jan. 20, 2019
3 Patrick Mahomes vs. Buffalo	Jan. 24, 2021
3 Patrick Mahomes vs. Buffalo	Jan. 23, 2022
<b>Most Passes Had Intercepted, Career</b>	
8 Len Dawson (8 games)	1962-75
5 Patrick Mahomes (9 games)	2017-21
4 Mark Vlasic (1 game)	1991-92
4 Joe Montana (4 games)	1993-94
<b>Most Passes Had Intercepted, Game</b>	
4 Len Dawson at Oakland	Dec. 22, 1968
4 Mark Vlasic at Buffalo	Jan. 5, 1992
<b>Highest Passer Rating, Career (Min. 150 att.)</b>	
107.2 Patrick Mahomes	2017-21
96.0 Alex Smith	2013-17
77.4 Len Dawson	1962-75
<b>Highest Passer Rating, Game (Min. 20 att.)</b>	
138.2 Patrick Mahomes vs. Pittsburgh	Jan. 16, 2022
134.6 Patrick Mahomes vs. Houston	Jan. 12, 2020
127.6 Patrick Mahomes vs. Buffalo	Jan. 24, 2021
124.8 Len Dawson at Buffalo	Jan. 1, 1967
123.1 Patrick Mahomes vs. Buffalo	Jan. 23, 2022
120.4 Patrick Mahomes vs. Tennessee	Jan. 19, 2020

## Pass Receiving

<b>Most Pass Receptions, Career</b>	
96 Travis Kelce (14 games)	2013-21
77 Tyreek Hill (12 games)	2016-21
27 Otis Taylor (7 games)	1965-75
27 J.J. Birden (8 games)	1990-94
25 Sammy Watkins (6 games)	2018-20
<b>Most Pass Receptions, Game</b>	
13 Travis Kelce vs. Buffalo	Jan. 24, 2021
11 Tyreek Hill vs. Buffalo	Jan. 23, 2022
10 Travis Kelce vs. Houston	Jan. 12, 2020
10 Travis Kelce at Tampa Bay	Feb. 7, 2021
9 Tyreek Hill vs. San Francisco	Feb. 2, 2020
9 Tyreek Hill vs. Buffalo	Jan. 24, 2021
<b>Most Receiving Yards, Career</b>	
1,196 Travis Kelce (14 games)	2013-21
1,003 Tyreek Hill (12 games)	2016-21
481 Otis Taylor (7 games)	1965-75
477 Sammy Watkins (6 games)	2018-20
363 J.J. Birden (8 games)	1990-94
<b>Most Receiving Yards, Game (All 100+)</b>	
172 Tyreek Hill vs. Buffalo	Jan. 24, 2021
150 Dwayne Bowe at Indianapolis	Jan. 4, 2014
150 Tyreek Hill vs. Buffalo	Jan. 23, 2022
142 Stephone Paige at Miami	Jan. 5, 1991
134 Travis Kelce vs. Houston	Jan. 12, 2020
133 Travis Kelce at Tampa Bay	Feb. 7, 2021
128 Travis Kelce at Houston	Jan. 9, 2016
118 Travis Kelce vs. Buffalo	Jan. 24, 2021
117 Otis Taylor at Oakland	Dec. 22, 1968
114 Sammy Watkins vs. New England	Jan. 20, 2019
114 Sammy Watkins vs. Tennessee	Jan. 19, 2020
110 Ed Podolak vs. Miami	Dec. 25, 1971
110 Andre Rison vs. Denver	Jan. 4, 1998
110 Tyreek Hill vs. Cleveland	Jan. 17, 2021
109 Travis Kelce vs. Cleveland	Jan. 17, 2021
108 Travis Kelce vs. Indianapolis	Jan. 12, 2019
108 Travis Kelce vs. Pittsburgh	Jan. 16, 2022
105 Tyreek Hill vs. San Francisco	Feb. 2, 2020

104 Elmo Wright vs. Miami	Dec. 25, 1971
103 Kimble Anders at Miami	Dec. 31, 1994
<b>Most Games, 100 or More Receiving Yards, Career</b>	
7 Travis Kelce (14 games)	2013-21
4 Tyreek Hill (12 games)	2016-21
2 Sammy Watkins (6 games)	2018-20
1 By seven players; Last, Dwayne Bowe vs. Indianapolis Colts	Jan. 4, 2013
<b>Longest Pass Reception</b>	
79 Donnie Avery at Indianapolis (from Alex Smith)	Jan. 4, 2014
71 Tyreek Hill vs. Buffalo (from Patrick Mahomes)	Jan. 24, 2021
64 Tyreek Hill vs. Buffalo (from Patrick Mahomes)	Jan. 23, 2022
63 Elmo Wright vs. Miami (from Len Dawson)	Dec. 25, 1971
63 Dwayne Bowe at Indianapolis (from Alex Smith)	Jan. 4, 2014
61 Otis Taylor at N.Y. Jets (from Len Dawson)	Dec. 20, 1969
60 Sammy Watkins vs. Tennessee (from Patrick Mahomes)	Jan. 19, 2020
<b>Most Receiving Touchdowns, Career</b>	
11 Travis Kelce (14 games)	2013-21
4 Damien Williams (5 games)	2018-19
4 Tyreek Hill (12 games)	2016-21
3 Byron Pringle (8 games)	2018-21
2 Otis Taylor (7 games)	1965-75
2 Fred Jones (6 games)	1990-93
2 J.J. Birden (8 games)	1990-94
2 Tony Gonzalez (3 games)	1997-08
2 Albert Wilson (4 games)	2014-16
<b>Most Receiving Touchdowns, Game</b>	
3 Travis Kelce vs. Houston	Jan. 12, 2020
2 Damien Williams vs. New England	Jan. 20, 2019
2 Tyreek Hill vs. Tennessee	Jan. 19, 2020
2 Byron Pringle vs. Pittsburgh	Jan. 16, 2022
1 Numerous times; Last, Jerick McKinnon, Travis Kelce, Tyreek Hill and Nick Allegretti vs. Pittsburgh	Jan. 16, 2022

## Combined Net Yards

<b>Most Attempts, Career</b>	
115 Marcus Allen (6 games)	1993-97
102 Damien Williams (5 games)	2018-19
97 Travis Kelce (14 games)	2013-21
89 Tyreek Hill (12 games)	2016-21
74 Mike Garrett (6 games)	1966-70
<b>Most Attempts, Game</b>	
34 Barry Word vs. L.A. Raiders	Dec. 28, 1991
30 Ed Podolak vs. Miami	Dec. 25, 1971
30 Damien Williams vs. Indianapolis	Jan. 12, 2019
29 Priest Holmes vs. Indianapolis	Jan. 11, 2004
<b>Most Net Yards, Career</b>	
1,198 Travis Kelce (14 games)	2013-21
1,094 Tyreek Hill (12 games)	2016-21
541 Marcus Allen (6 games)	1993-97
540 Damien Williams (5 games)	2018-19
489 Sammy Watkins (6 games)	2018-20
<b>Most Net Yards, Game</b>	
*350 Ed Podolak vs. Miami	Dec. 25, 1971
227 Dante Hall vs. Indianapolis	Jan. 11, 2004
208 Priest Holmes vs. Indianapolis	Jan. 11, 2004

# PLAYOFF INDIVIDUAL

172 Tyreek Hill vs. Buffalo	Jan. 24, 2021
154 Damien Williams vs. Indianapolis	Jan. 12, 2019
150 Dwayne Bowe at Indianapolis	Jan. 4, 2014
	*NFL RECORD

## Punting

### Most Punts, Career

43 Dustin Colquitt (12 games)	2005-19
39 Jerrel Wilson (7 games)	1963-77
38 Bryan Barker (7 games)	1990-93
11 Louie Aguiar (3 games)	1994-98
10 Tommy Townsend (5 games)	2020-21

### Most Punts, Game

8 Jerrel Wilson at Oakland	Jan. 4, 1970
8 Bryan Barker at San Diego	Jan. 2, 1993

### Longest Punt

66 Dustin Colquitt at Indianapolis	Jan. 6, 2007
62 Louie Aguiar vs. Denver	Jan. 4, 1998
61 Jerrel Wilson vs. Green Bay	Jan. 15, 1967
59 Jerrel Wilson vs. Minnesota	Jan. 11, 1970
56 Jerrel Wilson at Oakland	Jan. 4, 1970
56 Dustin Colquitt vs. Houston	Jan. 9, 2016

### Highest Punting Average, Career (20 punts)

44.8 Dustin Colquitt (12 games: 1,938-43)	2005-19
43.4 Jerrel Wilson (7 games: 1,693-39)	1963-77
42.4 Bryan Barker (7 games: 1,613-38)	1990-93

### Highest Punting Average, Game (4 punts)

52.3 Dustin Colquitt at IND (314-6)	Jan. 6, 2007
50.0 Dustin Colquitt vs. Tennessee (250-5)	Jan. 6, 2018
48.5 Jerrel Wilson vs. Minnesota (194-4)	Jan. 11, 1970
47.0 Jerrel Wilson at Oakland (302-6)	Dec. 22, 1968
46.4 Louie Aguiar vs. Denver (232-5)	Jan. 4, 1998

## Punt Returns

### Most Punt Returns, Career

12 Tyreek Hill (12 games)	2016-21
11 Mike Garrett (6 games)	1966-70
7 Danan Hughes (6 games)	1993-98
7 Mecole Hardman (7 games)	2019-21

### Most Punt Returns, Game

5 Tyreek Hill vs. Indianapolis	Jan. 12, 2019
4 Mike Garrett vs. Oakland	Jan. 4, 1970
4 Tamarick Vanover vs. Indianapolis	Jan. 7, 1996
4 Frankie Hammond Jr. at Houston	Jan. 9, 2016

### Most Punt Return Yards, Career

86 Mecole Hardman (7 games)	2019-21
84 Danan Hughes (6 games)	1993-98
73 Mike Garrett (6 games)	1966-70
61 Frankie Hammond Jr. (2 games)	2015
44 Tamarick Vanover (2 games)	1995-99

### Most Punt Return Yards, Game

70 Mecole Hardman vs. Pittsburgh	Jan. 16, 2022
45 Tyreek Hill vs. Buffalo	Jan. 23, 2022
42 Danan Hughes at Houston	Jan. 16, 1994
37 Mike Garrett at Buffalo	Jan. 1, 1967
34 Tamarick Vanover vs. Indianapolis	Jan. 7, 1996
34 Frankie Hammond Jr. at Houston	Jan. 9, 2016

### Longest Punt Return

48 Mecole Hardman vs. Pittsburgh	Jan. 16, 2022
45 Tyreek Hill vs. Buffalo	Jan. 23, 2022
35 Danan Hughes at Houston	Jan. 16, 1994
27 Mike Garrett at Buffalo	Jan. 1, 1967
21 Mecole Hardman vs. Pittsburgh	Jan. 16, 2022

### Highest Punt Return Average, Career (10 returns)

6.6 Mike Garrett (6 games: 11-73)	1966-70
3.3 Tyreek Hill (12 games: 12-40)	2016-21

### Highest Punt Return Average, Game (3 returns)

23.3 Mecole Hardman vs. Pittsburgh (3-70)	Jan. 16, 2022
14.0 Danan Hughes at Houston (3-42)	Jan. 16, 1994
12.3 Mike Garrett at Buffalo (3-37)	Jan. 1, 1967
10.3 Danan Hughes vs. Pittsburgh (3-31)	Jan. 8, 1994

### Most Touchdowns

0

## Kickoff Returns

### Most Kickoff Returns, Career

14 Mecole Hardman (6 games)	2019-20
10 John Stephens (3 games)	1993
10 Dante Hall (2 games)	2000-06
8 Byron Pringle (8 games)	2018-21
7 Quintin Demps (1 game)	2013

### Most Kickoff Returns, Game

7 Dante Hall vs. Indianapolis	Jan. 11, 2004
7 Quintin Demps at Indianapolis	Jan. 4, 2014
6 Mecole Hardman vs. Houston	Jan. 12, 2020
5 Noland Smith vs. Oakland	Dec. 22, 1968
5 John Stephens at Buffalo	Jan. 23, 1994

### Most Kickoff Return Yards, Career

312 Mecole Hardman (6 games)	2019-20
266 Dante Hall (2 games)	2000-06
205 Byron Pringle (8 games)	2018-21
199 John Stephens (3 games)	1993
196 Knile Davis (3 games)	2013-15

### Most Kickoff Return Yards, Game

208 Dante Hall vs. Indianapolis	Jan. 11, 2004
187 Quintin Demps at Indianapolis	Jan. 4, 2014
154 Ed Podolak vs. Miami	Dec. 25, 1971
142 Mecole Hardman vs. Houston	Jan. 12, 2020
106 Knile Davis at Houston	Jan. 9, 2016

### Longest Kickoff Return

106 (TD) Knile Davis at Houston	Jan. 9, 2016
92 (TD) Dante Hall vs. Indianapolis	Jan. 11, 2004
78 Ed Podolak vs. Miami	Dec. 25, 1971
58 Mecole Hardman vs. Houston	Jan. 12, 2020
46 Dante Hall vs. Indianapolis	Jan. 11, 2004
36 Dexter McCluster vs. Baltimore	Jan. 9, 2011
35 Bert Coan at Buffalo	Jan. 1, 1967

### Highest Kickoff Return Average, Career (10 returns)

26.6 Dante Hall (2 games: 10-266)	2000-06
22.3 Mecole Hardman (6 games: 14-312)	2019-20
19.9 John Stephens (3 games: 10-199)	1993

### Highest Kickoff Return Average, Game (3 returns)

51.3 Ed Podolak vs. Miami (3-154)	Dec. 25, 1971
30.0 Knile Davis at New England (3-90)	Jan. 16, 2016
29.7 Dante Hall vs. Indianapolis (7-208)	Jan. 11, 2004
26.7 Quintin Demps at Indianapolis (7-187)	Jan. 4, 2014
24.8 Tremon Smith vs. New England (4-99)	Jan. 20, 2019
24.0 John Stephens vs. Pittsburgh (3-72)	Jan. 8, 1994
23.7 Mecole Hardman vs. Houston (6-142)	Jan. 12, 2020
23.0 Tamarick Vanover vs. Denver (3-69)	Jan. 4, 1998

### Most Kickoff Return Touchdowns, Career

1 Dante Hall (2 games)	2000-06
1 Knile Davis (2 games)	2013-15

## Interceptions By

### Most Interceptions, Career

5 Emmitt Thomas (7 games)	1966-78
4 Johnny Robinson (8 games)	1960-70

# PLAYOFF INDIVIDUAL

3 Jim Marsalis (4 games)	1969-75
3 Deron Cherry (4 games)	1981-91
<b>Most Interceptions, Game</b>	
2 Johnny Robinson vs. Houston	Dec. 23, 1962
2 Jim Marsalis at N.Y. Jets	Dec. 20, 1969
2 Emmitt Thomas at Oakland	Jan. 4, 1970
2 Deron Cherry vs. L.A. Raiders	Dec. 28, 1991
2 Ty Law at Indianapolis	Jan. 6, 2007
2 Husain Abdullah at Indianapolis	Jan. 4, 2014
<b>Most Interception Return Yards, Career</b>	
131 Johnny Robinson (8 games)	1960-71
101 Emmitt Thomas (7 games)	1966-78
65 Jim Marsalis (4 games)	1969-75
<b>Most Interception Return Yards, Game</b>	
72 Johnny Robinson at Buffalo	Jan. 1, 1967
69 Emmitt Thomas vs. Oakland	Jan. 4, 1970
50 Johnny Robinson vs. Houston	Dec. 23, 1962
<b>Longest Interception Return</b>	
72 Johnny Robinson at Buffalo	Jan. 1, 1967
62 Emmitt Thomas at Oakland	Jan. 4, 1970

43 Ty Law at Indianapolis	Jan. 6, 2007
37 Johnny Robinson vs. Houston	Dec. 23, 1962

**Most Interception Return TDs, Career**  
0 0

## Sacks

**Most Sacks, Career**

8.0 Frank Clark (6 games)	2019-20
6.5 Derrick Thomas (10 games)	1989-99
6.5 Neil Smith (9 games)	1988-96
5.0 Aaron Brown (6 games)	1966-72
4.0 Justin Houston (7 games)	2011-18

**Most Sacks, Game**

3.0 Aaron Brown at Oakland	Jan. 4, 1970
3.0 Frank Clark vs. Houston	Jan. 12, 2020
2.0 10 times; By nine players	
Last: Frank Clark vs. Buffalo	Jan. 24, 2021

# PLAYOFF TEAM

## Scoring

### Most Points, Game

51 vs. Houston	Jan. 12, 2020
44 at Indianapolis	Jan. 4, 2014
42 vs. Pittsburgh	Jan. 16, 2022
42 vs. Buffalo	Jan. 23, 2022
38 vs. Buffalo	Jan. 24, 2021

### Most Touchdowns, Game

7 vs. Houston	Jan. 12, 2020
6 vs. Pittsburgh	Jan. 16, 2022
5 at Indianapolis	Jan. 4, 2014
5 vs. Tennessee	Jan. 19, 2020
5 vs. Buffalo	Jan. 24, 2021
4 Six times; Last, vs. San Francisco	FEb. 2, 2020

## First Downs

### Most First Downs, Game

30 at Indianapolis	Jan. 4, 2014
30 vs. Buffalo	Jan. 23, 2022
29 vs. Indianapolis	Jan. 12, 2019
29 vs. Houston	Jan. 12, 2020
29 vs. Buffalo	Jan. 24, 2021
28 vs. Pittsburgh	Jan. 8, 1994

### Fewest First Downs, Game

7 at Indianapolis	Jan. 6, 2007
8 vs. Baltimore	Jan. 9, 2011
13 at Oakland	Dec. 22, 1968
13 at Oakland	Jan. 4, 1970
14 Three times; Last, at Buffalo	Jan. 5, 1992

## Net Yards Rushing and Passing

### Most Net Yards, Game (All 400+)

552 vs. Buffalo	Jan. 23, 2022
513 at Indianapolis	Jan. 4, 2014
478 vs. Pittsburgh	Jan. 16, 2022
451 vs. Miami	Dec. 25, 1971
439 vs. Buffalo	Jan. 24, 2021
438 vs. Cleveland	Jan. 17, 2021
434 vs. Houston	Jan. 12, 2020
433 vs. Indianapolis	Jan. 12, 2019
414 at Miami	Dec. 31, 1994
408 vs. Indianapolis	Jan. 11, 2004
404 vs. Tennessee	Jan. 19, 2020
401 vs. Pittsburgh	Jan. 8, 1994

### Fewest Net Yards, Game

126 at Indianapolis	Jan. 6, 2007
161 vs. Baltimore	Jan. 9, 2011
204 vs. L.A. Raiders	Dec. 28, 1991
207 at Oakland	Jan. 4, 1970
213 at Buffalo	Jan. 5, 1992

## Rushing

### Most Rushing Attempts, Game

54 vs. Houston	Dec. 23, 1962
44 vs. Miami	Dec. 25, 1971
41 vs. Minnesota	Jan. 11, 1970

### Fewest Rushing Attempts, Game

12 vs. New England	Jan. 20, 2019
14 vs. Pittsburgh	Jan. 15, 2017
16 vs. Tennessee	Jan. 6, 2018

17 at Indianapolis	Jan. 6, 2007
17 at Tampa Bay	Feb. 7, 2021
18 at Houston	Jan. 16, 1994

### Most Rushing Yards, Game

213 vs. Miami	Dec. 25, 1971
199 vs. Houston	Dec. 23, 1962
196 vs. Indianapolis	Jan. 11, 2004
182 vs. Buffalo	Jan. 23, 2022
180 vs. Indianapolis	Jan. 12, 2019

### Fewest Rushing Yards, Game

41 vs. New England	Jan. 20, 2019
44 at Indianapolis	Jan. 6, 2007
52 at Buffalo	Jan. 23, 1994
61 at San Diego	Jan. 2, 1993
61 vs. Pittsburgh	Jan. 15, 2017
67 at N.Y. Jets	Dec. 28, 1968

### Most Rushing Touchdowns, Game

4 vs. Indianapolis	Jan. 12, 2019
2 at Buffalo	Jan. 1, 1967
2 at Oakland	Jan. 4, 1970
2 vs. Miami	Dec. 25, 1971
2 vs. Indianapolis	Jan. 11, 2004
2 vs. Houston	Jan. 12, 2020
2 vs. Tennessee	Jan. 19, 2020
2 vs. San Francisco	Feb. 2, 2020
2 vs. Buffalo	Jan. 24, 2021
2 vs. Buffalo	Jan. 23, 2022

## Passing

### Most Passing Attempts, Game (All 40+)

52 at Buffalo	Jan. 23, 1994
50 at New England	Jan. 16, 2016
49 at Tampa Bay	Feb. 7, 2021
46 at Indianapolis	Jan. 4, 2014
44 vs. Pittsburgh	Jan. 8, 1994
44 vs. Buffalo	Jan. 23, 2022
42 vs. San Francisco	Feb. 2, 2020
41 vs. Indianapolis	Jan. 12, 2019
40 vs. Pittsburgh	Jan. 16, 2022

### Fewest Passing Attempts, Game

14 vs. Houston	Dec. 23, 1962
14 vs. L.A. Raiders	Dec. 28, 1991
17 at Oakland	Jan. 4, 1970
17 vs. Minnesota	Jan. 11, 1970

### Most Completions, Game

33 vs. Buffalo	Jan. 23, 2022
31 vs. Pittsburgh	Jan. 16, 2022
30 at Indianapolis	Jan. 4, 2014
29 vs. Pittsburgh	Jan. 8, 1994
29 at New England	Jan. 16, 2016
29 vs. Buffalo	Jan. 24, 2021

### Fewest Completions, Game

7 at Oakland	Jan. 4, 1970
9 vs. Houston	Dec. 23, 1962
9 vs. L.A. Raiders	Dec. 28, 1991
9 vs. Baltimore	Jan. 9, 2011

### Most Gross Passing Yards, Game (All 300+)

406 vs. Pittsburgh	Jan. 16, 2022
378 at Indianapolis	Jan. 4, 2014
378 vs. Buffalo	Jan. 23, 2022
325 vs. Buffalo	Jan. 24, 2021
323 at Buffalo	Jan. 23, 1994
321 vs. Houston	Jan. 12, 2020



# PLAYOFF TEAM

321 vs. Cleveland	Jan. 17, 2021
314 at Miami	Dec. 31, 1994
<b>Fewest Gross Passing Yards, Game</b>	
70 vs. Baltimore	Jan. 9, 2011
88 vs. Houston	Dec. 23, 1962
79 vs. L.A. Raiders	Dec. 28, 1991
107 at Indianapolis	Jan. 6, 2007
<b>Most Times Sacked, Game</b>	
9 at Buffalo	Jan. 1, 1967
7 at San Diego	Jan. 2, 1993
6 vs. Houston	Dec. 23, 1962
6 vs. Green Bay	Jan. 15, 1967
<b>Most Passing Touchdowns, Game</b>	
6 vs. Pittsburgh	Jan. 16, 2022
5 vs. Houston	Jan. 12, 2020
4 at Indianapolis	Jan. 4, 2014
3 at Houston	Jan. 16, 1994
3 vs. New England	Jan. 20, 2019
3 vs. Tennessee	Jan. 19, 2020
3 vs. Buffalo	Jan. 24, 2021
3 vs. Buffalo	Jan. 23, 2022
<b>Most Interceptions Thrown, Game</b>	
4 at Oakland	Dec. 22, 1968
4 at Buffalo	Jan. 5, 1992
3 vs. Indianapolis	Jan. 7, 1996
3 vs. Baltimore	Jan. 9, 2011

## Penalties

<b>Most Penalties, Game</b>	
10 at Buffalo	Jan. 5, 1992
9 vs. Tennessee	Jan. 19, 2020
8 vs. Tennessee	Jan. 6, 2018
7 Four times; Last vs. Cleveland	Jan. 17, 2021
<b>Fewest Penalties, Game</b>	

1 at N.Y. Jets	Dec. 28, 1986
1 vs. Buffalo	Jan. 23, 2022
2 at Indianapolis	Jan. 6, 2007
2 at Indianapolis	Jan. 4, 2014
3 Four times; Last vs. Pittsburgh	Jan. 16, 2022
<b>Most Yards Penalized, Game</b>	
68 vs. Tennessee	Jan. 6, 2018
65 vs. Denver	Jan. 4, 1998
63 at N.Y. Jets	Dec. 20, 1969
62 at San Diego	Jan. 2, 1993
<b>Fewest Yards Penalized, Game</b>	
5 at N.Y. Jets	Dec. 28, 1986
10 vs. Buffalo	Jan. 23, 2022
13 at Indianapolis	Jan. 6, 2007
15 at Miami	Dec. 31, 1994
15 at Indianapolis	Jan. 4, 2014

## Fumbles

<b>Most Fumbles, Game</b>	
5 at Oakland	Jan. 4, 1970
3 Five times; Last, vs. San Francisco	Feb. 2, 2020
<b>Most Fumbles Lost, Game</b>	
4 at Oakland	Jan. 4, 1970
2 vs. Miami	Dec. 25, 1971
2 vs. Baltimore	Jan. 9, 2011
<b>Most Turnovers, Game</b>	
5 vs. Baltimore	Jan. 9, 2011
4 at Oakland	Dec. 22, 1968
4 at Oakland	Jan. 4, 1970
4 vs. Miami	Dec. 25, 1971
4 at Buffalo	Jan. 5, 1992
4 vs. Indianapolis	Jan. 7, 1996

# PLAYOFF TEAM DEFENSIVE

## Scoring

### Fewest Points Allowed, Game

0 at Houston	Jan. 9, 2016
6 at N.Y. Jets	Dec. 20, 1969
6 vs. L.A. Raiders	Dec. 28, 1991

### Most Points Allowed, Game

45 at Indianapolis	Jan. 4, 2014
41 at Oakland	Dec. 22, 1968
38 vs. Indianapolis	Jan. 11, 2004
37 at Buffalo	Jan. 5, 1992
37 vs. New England (OT)	Jan. 20, 2019

### Fewest Touchdowns Allowed, Game

0 at N.Y. Jets	Dec. 20, 1969
0 vs. L.A. Raiders	Dec. 28, 1991
0 at Houston	Jan. 9, 2016
0 vs. Pittsburgh	Jan. 15, 2017

### Most Touchdowns Allowed, Game

6 at Indianapolis	Jan. 4, 2014
5 vs. Green Bay	Jan. 15, 1967
5 at Oakland	Dec. 22, 1968
5 at N.Y. Jets	Dec. 28, 1986
5 vs. Indianapolis	Jan. 11, 2004
5 vs. New England	Jan. 20, 2019
5 vs. Buffalo	Jan. 23, 2022

## First Downs

### Fewest First Downs Allowed, Game

9 at Buffalo	Jan. 1, 1967
13 vs. Minnesota	Jan. 11, 1970
14 at Houston	Jan. 9, 2016
15 vs. Indianapolis	Jan. 12, 2019
16 Three times; Last vs. Denver	Jan. 4, 1998

### Most First Downs Allowed, Game

36 vs. New England	Jan. 20, 2019
30 at Buffalo	Jan. 23, 1994
29 at Buffalo	Jan. 5, 1992
28 at Indianapolis	Jan. 6, 2007
28 at Indianapolis	Jan. 4, 2014

## Net Yards Rushing and Passing

### Fewest Net Yards Allowed, Game

226 at Houston	Jan. 9, 2016
233 at Oakland	Jan. 4, 1970
235 at N.Y. Jets	Dec. 20, 1969
239 vs. Minnesota	Jan. 11, 1970
249 vs. Indianapolis	Jan. 7, 1996

### Most Net Yards Allowed, Game

536 at Indianapolis	Jan. 4, 2014
524 vs. New England	Jan. 20, 2019
454 at Oakland	Dec. 22, 1968
448 at Buffalo	Jan. 5, 1992
442 vs. Houston	Jan. 12, 2020

## Rushing

### Fewest Rushing Attempts, Game

13 at Buffalo	Jan. 1, 1967
14 at Houston	Jan. 16, 1994
14 at New England	Jan. 16, 2016
14 vs. Indianapolis	Jan. 12, 2019
18 vs. Buffalo	Jan. 24, 2021

### Most Rushing Attempts, Game

48 vs. New England	Jan. 20, 2019
46 at Buffalo	Jan. 5, 1992
46 at Buffalo	Jan. 23, 1994
43 vs. Miami	Dec. 25, 1971

### Fewest Rushing Yards Allowed, Game

38 at New England	Jan. 16, 2016
39 at Houston	Jan. 16, 1994
40 at Buffalo	Jan. 1, 1967
56 vs. Pittsburgh	Jan. 16, 2022
67 vs. Minnesota	Jan. 11, 1970

### Most Rushing Yards Allowed, Game

229 at Buffalo	Jan. 23, 1994
202 vs. Tennessee	Jan. 6, 2018
192 at San Diego	Jan. 2, 1993
188 at Indianapolis	Jan. 6, 2007
180 at Buffalo	Jan. 5, 1992

### Most Rushing Touchdowns Allowed, Game

4 vs. New England	Jan. 20, 2019
3 vs. Green Bay	Jan. 15, 1967
3 at Buffalo	Jan. 23, 1994
2 Four times; Last, vs. Indianapolis	Jan. 11, 2004

## Passing

### Fewest Passing Attempts Allowed, Game

19 vs. Denver	Jan. 4, 1998
23 at N.Y. Jets	Dec. 28, 1986
23 vs. L.A. Raiders	Dec. 28, 1991
23 at San Diego	Jan. 2, 1993

### Most Passing Attempts Allowed, Game

52 vs. Houston	Jan. 12, 2020
48 vs. Buffalo	Jan. 24, 2021
46 vs. Houston	Dec. 23, 1962
46 vs. New England	Jan. 20, 2019
45 at Oakland	Jan. 4, 1970
45 at Indianapolis	Jan. 4, 2014

### Fewest Completions Allowed, Game

10 vs. Denver	Jan. 4, 1998
12 at Buffalo	Jan. 1, 1967
12 vs. L.A. Raiders	Dec. 28, 1991
12 vs. Indianapolis	Jan. 7, 1996

### Most Completions Allowed, Game

32 at Houston	Jan. 16, 1994
31 at Indianapolis	Jan. 6, 2007
31 vs. Houston	Jan. 12, 2020
30 vs. New England	Jan. 20, 2019
29 at Indianapolis	Jan. 4, 2014
29 vs. Pittsburgh	Jan. 16, 2022

### Fewest Gross Passing Yards Allowed, Game

112 vs. Indianapolis	Jan. 7, 1996
136 at Houston	Jan. 9, 2016
140 vs. L.A. Raiders	Dec. 28, 1991
153 at N.Y. Jets	Dec. 28, 1986
160 at Buffalo	Jan. 23, 1994

### Most Passing Yards Allowed, Game

443 at Indianapolis	Jan. 4, 2014
388 vs. Houston	Jan. 12, 2020
348 vs. New England	Jan. 20, 2019
347 at Oakland	Dec. 22, 1968
329 vs. Buffalo	Jan. 23, 2022

### Most Passing Touchdowns Allowed, Game

5 at Oakland	Dec. 22, 1968
4 at Indianapolis	Jan. 4, 2014
4 vs. Buffalo	Jan. 23, 2022
3 Five times; Last, at Tampa Bay	Feb. 7, 2021

## Sacks

### Most Sacks, Game

9 at Houston	Jan. 16, 1994
5 at San Diego	Jan. 2, 1993
5 vs. Houston	Jan. 12, 2020
4 at Buffalo	Jan. 1, 1967
4 at Oakland	Jan. 4, 1970
4 vs. Baltimore	Jan. 9, 2011

4 vs. Buffalo Jan. 24, 2021

## Interceptions

### Most Interceptions By, Game

5 vs. Houston	Dec. 23, 1962
4 at Oakland	Jan. 4, 1970
4 vs. L.A. Raiders	Dec. 28, 1991
4 at Houston	Jan. 9, 2016

## Single Game

### Total Points

24	Gabriel Davis, Buffalo	Jan. 23, 2022
18	Fred Biletnikoff, Oakland	Dec. 22, 1968
18	Thurman Thomas, Buffalo	Jan. 23, 1994
18	Chris Boswell, Pittsburgh	Jan. 15, 2017
15	Scott Norwood, Buffalo	Jan. 5, 1992
14	Steve Christie, Buffalo	Jan. 23, 1994

### Total Touchdowns

4	Gabriel Davis, Buffalo	Jan. 23, 2022
3	Fred Biletnikoff, Oakland	Dec. 22, 1968
3	Thurman Thomas, Buffalo	Jan. 23, 1994
2	Max McGee, Green Bay	Jan. 15, 1967
2	Elijah Pitts, Green Bay	Jan. 15, 1967
2	Warren Wells, Oakland	Dec. 22, 1968
2	Freeman McNeil, N.Y. Jets	Dec. 28, 1986
2	Andre Reed, Buffalo	Jan. 5, 1992
2	Terrell Davis, Denver	Jan. 4, 1998
2	Edgerrin James, Indianapolis	Jan. 11, 2004
2	T.Y. Hilton, Indianapolis	Jan. 4, 2014
2	Donald Brown, Indianapolis	Jan. 4, 2014
2	Rob Gronkowski, New England	Jan. 16, 2016
2	Rex Burkhead, New England	Jan. 20, 2019
2	Sony Michel, New England	Jan. 20, 2019
2	Rob Gronkowski, Tampa Bay	Feb. 7, 2021

### Field Goals

6	Chris Boswell, Pittsburgh	Jan. 15, 2017
4	Tyler Bass, Buffalo	Jan. 24, 2021
3	Scott Norwood, Buffalo	Jan. 5, 1992
3	Steve Christie, Buffalo	Jan. 23, 1994
3	Adam Vinatieri, Indianapolis	Jan. 6, 2007
3	Billy Cundiff, Baltimore	Jan. 9, 2011
2	George Blanda, Oakland	Dec. 22, 1968
2	Jim Turner, N.Y. Jets	Dec. 20, 1969
2	Garo Yepremian, Miami	Dec. 25, 1971
2	Jeff Jaeger, L.A. Raiders	Dec. 28, 1991
2	Al Del Greco, Houston	Jan. 16, 1994
2	Pete Stoyanovich, Miami	Dec. 31, 1994
2	Stephen Gostkowski, New England	Jan. 16, 2016
2	Robbie Gould, San Francisco	Feb. 2, 2020

### Pass Attempts (All 40+)

52	Deshaun Watson, Houston	Jan. 12, 2020
48	Josh Allen, Buffalo	Jan. 24, 2021
46	George Blanda, Houston	Dec. 23, 1962
46	Tom Brady, New England	Jan. 20, 2019
45	Andrew Luck, Indianapolis	Jan. 4, 2014
44	Ben Roethlisberger, Pittsburgh	Jan. 16, 2022
43	Warren Moon, Houston	Jan. 16, 1994
42	Neil O'Donnell, Pittsburgh	Jan. 8, 1994
42	Tom Brady, New England	Jan. 16, 2016
40	Joe Namath, N.Y. Jets	Dec. 20, 1969

### Pass Completions

32	Warren Moon, Houston	Jan. 16, 1994
31	Peyton Manning, Indianapolis	Jan. 6, 2007
31	Deshaun Watson, Houston	Jan. 12, 2020
30	Tom Brady, New England	Jan. 20, 2019
29	Andrew Luck, Indianapolis	Jan. 4, 2014
29	Ben Roethlisberger, Pittsburgh	Jan. 16, 2022
28	Tom Brady, New England	Jan. 16, 2016
28	Josh Allen, Buffalo	Jan. 24, 2021

### Passing Yards (All 300+)

443	Andrew Luck, Indianapolis	Jan. 4, 2014
388	Deshaun Watson, Houston	Jan. 12, 2020

348	Tom Brady, New England	Jan. 20, 2019
345	Daryle Lamonica, Oakland	Dec. 22, 1968
329	Josh Allen, Buffalo	Jan. 23, 2022
306	Warren Moon, Houston	Jan. 16, 1994
304	Peyton Manning, Indianapolis	Jan. 11, 2004
302	Tom Brady, New England	Jan. 16, 2016

### Long Pass

75	Josh Allen	
	to Gabriel Davis, Buffalo	Jan. 23, 2022
69	Jack Kemp	
	to Elbert Dubenion, Buffalo	Jan. 1, 1967

### Touchdown Passes

5	Daryle Lamonica, Oakland	Dec. 22, 1968
4	Andrew Luck, Indianapolis	Jan. 4, 2014
4	Josh Allen, Buffalo	Jan. 23, 2022
3	Pat Ryan, N.Y. Jets	Dec. 28, 1986
3	Jim Kelly, Buffalo	Jan. 5, 1992
3	Neil O'Donnell, Pittsburgh	Jan. 8, 1994
3	Peyton Manning, Indianapolis	Jan. 11, 2004
3	Tom Brady, Tampa Bay	Feb. 7, 2021

### Interceptions Thrown

5	George Blanda, Houston	Dec. 23, 1962
4	Todd Marinovich, L.A. Raiders	Dec. 28, 1991
4	Brian Hoyer, Houston	Jan. 9, 2016
3	Joe Namath, N.Y. Jets	Dec. 20, 1969
3	Daryle Lamonica, Oakland	Jan. 4, 1970
3	Jim Kelly, Buffalo	Jan. 5, 1992
3	Peyton Manning, Indianapolis	Jan. 6, 2007
3	Andrew Luck, Indianapolis	Jan. 4, 2014

### Rushing Attempts

33	Thurman Thomas, Buffalo	Jan. 23, 1994
31	Freeman McNeil, N.Y. Jets	Dec. 28, 1986
30	Le'Veon Bell, Pittsburgh	Jan. 15, 2017
29	Sony Michel, New England	Jan. 20, 2019
26	Edgerrin James, Indianapolis	Jan. 11, 2004
25	Leroy Thompson, Pittsburgh	Jan. 8, 1993
25	Terrell Davis, Denver	Jan. 4, 1998
25	Joseph Addai, Indianapolis	Jan. 6, 2007

### Rushing Yards (All 100+)

186	Thurman Thomas, Buffalo	Jan. 23, 1994
170	Le'Veon Bell, Pittsburgh	Jan. 15, 2017
156	Derrick Henry, Tennessee	Jan. 6, 2018
135	Freeman McNeil, N.Y. Jets	Dec. 28, 1986
125	Edgerrin James, Indianapolis	Jan. 11, 2004
122	Joseph Addai, Indianapolis	Jan. 6, 2007
119	Marion Butts, San Diego	Jan. 2, 1993
113	Sony Michel, New England	Jan. 20, 2019
107	Nick Bell, L.A. Raiders	Dec. 28, 1991
101	Terrell Davis, Denver	Jan. 4, 1998
100	Thurman Thomas, Buffalo	Jan. 5, 1992

### Rushing Touchdowns

3	Thurman Thomas, Buffalo	Jan. 23, 1994
2	Elijah Pitts, Green Bay	Jan. 15, 1967
2	Freeman McNeil, N.Y. Jets	Dec. 28, 1986
2	Terrell Davis, Denver	Jan. 4, 1998
2	Edgerrin James, Indianapolis	Jan. 11, 2004
2	Rex Burkhead, New England	Jan. 20, 2019
2	Sony Michel, New England	Jan. 20, 2019

### Long Run

54	Marion Butts, San Diego	Jan. 2, 1993
----	-------------------------	--------------

### Pass Receptions

13	T.Y. Hilton, Indianapolis	Jan. 4, 2014
10	Todd Heap, Baltimore	Jan. 9, 2011
10	Julian Edelman, New England	Jan. 16, 2016

# PLAYOFF OPPONENT INDIVIDUAL

9 Haywood Jeffires, Houston	Jan. 16, 1994
9 Dallas Clark, Indianapolis	Jan. 6, 2007
8 Charles Smith, Oakland	Jan. 4, 1970
8 Gabriel Davis, Buffalo	Jan. 23, 2022
<b>Receiving Yards (All 100+)</b>	
224 T.Y. Hilton, Indianapolis	Jan. 4, 2014
201 Gabriel Davis, Buffalo	Jan. 23, 2022
180 Fred Biletnikoff, Oakland	Dec. 22, 1968
140 Paul Warfield, Miami	Dec. 25, 1971
138 Max McGee, Green Bay	Jan. 15, 1967
127 Bobby Burnett, Buffalo	Jan. 11, 1967
118 DeAndre Hopkins, Houston	Jan. 12, 2020
111 John Henderson, Minnesota	Jan. 11, 1970
108 Todd Heap, Baltimore	Jan. 9, 2011
108 Antonio Brown, Pittsburgh	Jan. 15, 2017
103 Dallas Clark, Indianapolis	Jan. 6, 2007
100 Andre Reed, Buffalo	Jan. 5, 1992
100 Julian Edelman, New England	Jan. 16, 2016
<b>Touchdown Receptions</b>	
4 Gabriel Davis, Buffalo	Jan. 23, 2022
3 Fred Biletnikoff, Oakland	Dec. 22, 1968
2 Max McGee, Green Bay	Jan. 15, 1967
2 Warren Wells, Oakland	Dec. 22, 1968

2 Andre Reed, Buffalo	Jan. 5, 1992
2 T.Y. Hilton, Indianapolis	Jan. 4, 2014
2 Rob Gronkowski, New England	Jan. 16, 2016
2 Rob Gronkowski, Tampa Bay	Feb. 7, 2021
<b>Interceptions Made</b>	
2 Kirby Jackson, Buffalo	Jan. 5, 1992
<b>Long Interception Return</b>	
50 Willie Wood, Green Bay	Jan. 15, 1967
<b>Long Punt Return</b>	
26 Russell Copeland, Buffalo	Jan. 23, 1994
<b>Long Kickoff Return</b>	
52 George Atkinson, Oakland	Jan. 4, 1970
<b>Long Punt</b>	
64 Reggie Roby, Miami	Jan. 5, 1991
<b>Long Field Goal (All 50+)</b>	
58 Pete Stoyanovich, Miami	Jan. 5, 1991
52 Ryan Succop, Tampa Bay	Feb. 7, 2021
51 Tyler Bass, Buffalo	Jan. 24, 2021
50 Adam Vinatieri, Indianapolis	Jan. 6, 2007
<b>Sacks</b>	
3 Gerald Williams, Pittsburgh	Jan. 8, 1994
3 Whitney Mercilus, Houston	Jan. 9, 2016