


THE NEW ORLEANS SAINTS



1 9 9 7



MADE OF IRON

 RECORD & FACT BOOK 



CONTENTS

ALL-TIME ROSTER	157-163	Saints Team	212-223
ALL-TIME NUMERICAL	164-171	Series Records	135-139
BIOGRAPHIES		Two-Team Records	224-225
Coaching Staff	15-24	RESULTS	
Draft Choices, 1997	91-98	All-Time	140-145
Executives	10-11	Overtime	106
President/General Manager/Chief		Postseason, 1996	226
Operating Officer	7-9	Preseason	146-147
Head Coach	12-14	Prime Time	156
Other Saints, 1997	103-106	Pro Bowl	57
Owner	4-6	Super Bowl	6
Player Personnel	25-27, 239	REVIEW OF 1996	107-114
Saints Staff	28-30	ROAD HOTELS	181
Veteran Players	33-90, 240	ROSTERS	
DEPTH CHART	102	First-Year	101
DIRECTORY	3	Numerical	101
DRAFT HISTORY	151-156	Veterans	100-101
DRAFT TRIVIA	185	SCHEDULES	
FACILITY	IBC	1997 Postseason	232
FLEUR DE LIS	1	NFL 1997 Preseason	228
HISTORY	120-134	NFL 1997 Regular Season	229-232
HOW SAINTS ARE BUILT	99	Saints, 1997	1
IMPORTANT DATES, 1997	31	STANDINGS, ALL-TIME	148-150
LAST TIME	145	NFL, 1996	226
LONGEST PLAYS, 1996	98	STATISTICS	
MEDIA INFORMATION	236	1996 Game-by-Game	118-119
NFL PR CONTACTS	237	1996 Individual	116-117
PRO BOWL SAINTS	171	1996 Rankings	115
PRONUNCIATION GUIDE	232	1996 Team	116
RADIO NETWORK	234, 235	Yearly Rankings	115
RECORDS		SUPERDOME FACTS	30
Attendance	193-194	TICKET INFORMATION	233
Big Days	186-190	TIE BREAKERS	227
Consecutive Records	191-192	TRAINING CAMP, 1997	238
Head Coaches	12	History	50
Leaders, All-Time	182-185	UNIFORM CHANGES	139
Leaders by Years	172-181	WHAT TO LOOK FOR IN 1997	32
Saints Individual	195-211		



SAINTS DIRECTORY

EXECUTIVE

TOM BENSON

Owner

BARBARA SCHOEN
Admin. Asst. to the Owner
LIZ GERACI
Secretary to the Owner
SHALEEN FARRIS
Financial Officer
RODNEY HENRY
Admin. Asst.
STEPHENIE MAYEAUX
Admin. Asst.

FOOTBALL OPERATIONS

BILL KUCHARICH

President / General Manager /

Chief Operating Officer

CHET FRANKLIN
Asst. General Manager/Vice
President of Football Operations
BRUCE LEMMERMAN
Director of College Scouting
TERRY O'NEIL
Salary Cap Consultant
HAMP COOK
Scout
DICK CURL
Scout
HOKIE GAJAN
Scout
CORNELL GOWDY
Scout
MEL KAUFMAN
Scout
TOM MARINO
Scout
STEVE SABO
Pro Scout
SHEILA PALMISANO
Admin. Asst. to the President
OMAR KHAN
Player Personnel Intern
DEBBIE GALLAGHER
Player Personnel
DAN SIMMONS
Equipment Manager
GLENNON "SILKY" POWELL
Assistant Equipment Manager
NOLAN CASTEX
Equipment Assistant
DEAN KLEINSCHMIDT
Head Trainer
KEVIN MANGUM
Asst. Trainer/Dir. of Rehabilitation
BUCK OUBRE
Assistant Trainer
DR. CHARLES L. BROWN
Internist
DR. TERRY HABIG
Orthopedist
DR. TIM FINNEY
Orthopedist
DR. KING MCGOEY
Dentist

JOE MALOTA

Video Director
DAN WHISENHUNT
Assistant Video Director

COACHING

MIKE DITKA

Head Coach

DANNY ABRAMOWICZ
Offensive Coordinator
ZAVEN YARALIAN
Defensive Coordinator
BOBBY APRIL
Special Teams
TOM CLEMENTS
Quarterbacks
WALT COREY
Defensive Line
JACK DEL RIO
Asst. Strength & Conditioning
JUDD GARRETT
Offensive Assistant
HAROLD JACKSON
Wide Receivers
TOM MOORE
Running Backs
DAN NEAL
Tight Ends/Off. Line Assistant
JOHN PAGANO
Defensive Assistant
WILLIE SHAW
Defensive Backs
DICK STANFEL
Offensive Line
RICK VENTURI
Asst. Head Coach/Linebackers
MIKE WOICIK
Strength & Conditioning
MELANIE KRAMER
Admin. Asst. to the Head Coach
SONDRA LANGLINIS
Coaching Secretary

ANGIE WAGUESPACK

Media and Community Relations
Asst./Saintsations Choreographer
BOB LEE
Media Relations Intern/TV Projects
Coordinator
CHRISSEY MAUCK
Media Relations Intern
GREG SEELING
Director of Ticket Sales
JESSICA BETTGER
Ticket Sales Supervisor
BRUCE CONDIE
Ticket Operations Supervisor
GRANT NEILL
Ticket Office
JOE NOTO
Ticket Office
KARLEEN KOERKEL
Ticket Office
BARRA BIRRCHEER
Dir. of Travel/Ent./Special Projects
MARIA BEAUBOUF
Travel/Entertainment
AUSTIN DEJAN
Player Programs

BUSINESS

BRUCE BROUSSARD

Treasurer

JAY ROMIG
Data Processing Manager
CHARLEEN SHARPE
Comptroller
AMY ARTIGUES
Business Office
JOHN PERFECT
Mail Clerk
LINDA BOURGEOIS
Business Office
LUKE JENKINS
Facilities Manager
LESTER VALLET, JR.
Grounds Superintendent
TERRY ASHBURN
Facilities Assistant

OFFICES

5800 Airline Highway
Metairie, LA 70003
(504) 733-0255
(504) 731-1799 (Media Relations)
(504) 731-1888 (Media Rel. FAX)
(504) 731-1700 (Ticket Info.)

HOME FIELD

Louisiana Superdome (69,420)

TRAINING CAMP

U. of Wisconsin-La Crosse
P.O. Box 3028
La Crosse, WI 54601
(608) 789-4550



TOM BENSON

Owner



Entering his 13th season as owner of the New Orleans Saints, Tom Benson is widely recognized as one of the most successful and influential leaders in the National Football League.

Benson has built his NFL reputation through a record of accomplishments and service to the league. Since 1985, when Benson stepped in and purchased the team to keep it in New Orleans, the Saints have achieved their first winning season, first NFC Western Division title and a regular season winning percentage equaled only by a handful of teams. Three of New Orleans' eight Super Bowls have been played during his ownership tenure.

Benson guided the team into a new facility at the start of the 1996 season, the culmination of a program of state-funded capital improvements for which Benson was the catalyst. These projects, tied to a new multi-year lease between the team and the state-owned Superdome, include the new Superdome Arena, the AAA baseball stadium, the Alario multi-purpose facility and a three-year program of improvements to the Superdome which was completed prior to last season's Super Bowl.

Benson's leadership within the league is a far cry from sideline performances with his New Orleans parasol after Saints victories. He is the chairman of the league's Finance committee, a member of the Broadcast committee, International committee and the NFL's Legislative committee.

He spearheaded the process that expanded the league to include the Charlotte and Jacksonville franchises and he negotiated the most recent contract for the services of Commissioner Paul Tagliabue.

Benson's involvement in the NFL began innocently in 1984 when he learned that the Saints were about to be sold to out-of-town interests that would move the team from New Orleans. Benson understood the economic impact and general importance of the franchise to the city. His initial intent was to become a partner in a local group motivated to step in, purchase the team and keep it in New Orleans. Subsequently, Benson actually put the group together, purchased the team on May 31, 1985, and became sole owner in 1992.

Benson was born in New Orleans in 1927 and grew up on the edge of the city's sprawling 9th Ward. One of four children of Tom Sr. and Carmen Benson, he was educated at St. Aloysius High School (now Brother Martin) and Loyola University. As a youngster, he played football for St. Roch Park and earned spending money delivering the Times-Picayune newspaper.

After studying business and accounting at Loyola, the young Benson went to work as a bookkeeper for the Cathey Chevrolet Co. in New Orleans in 1948.


By 1956, at age 29, Benson was on his way to San Antonio, Texas to manage a Chevrolet dealership as a junior partner. Six years later he took full control of the company and established the Tom Benson Motor Company.



That acquisition spawned what became Benson Automotive World, a multi-dealership organization with 33 franchises and outlets in New Orleans, San Antonio and Corpus Christi. In 1972 Benson entered the banking business and eventually took his banking network public as Benson Financial World.

Appreciative of New Orleans' schools, business community and people, Benson and his brothers, Jerome and Larry, established the Free Enterprise Resource Center at Brother Martin High School in honor of their parents. He has endowed chairs in free enterprise at St. Mary's University and banking at Incarnate Word College. He serves on the President's Council of Loyola University, his alma mater.

Community service to at-risk youth has been a hallmark of Benson's involvement in the community. A few examples are: Benson Hoops, the often emulated midnight basketball program in the inner city; Saints Flag Football in New Orleans middle schools; a mentorship program for summer playground supervision; and a Play Football program for underprivileged kids. He has guided the Saints' support of football at all levels in the region, from playgrounds through high school and college programs to the Sugar Bowl and Bayou Classic.



Saints owner Tom Benson greets some of the many fans that watched the Saints' practices at the Fan Appreciation Days during the team's three minicamps.

Benson has received several honors for his community involvement, a few of which are: American Tradition Award from the B'nai Brith Foundation of the U.S.; Rev. Jacques E. Yenni Award for Community Service from Loyola University; N.A.D.A. Northwood Institute for Outstanding Service to Education; Brotherhood Award of the National Conference of Christians and Jews; Order of St. Louis Medallion for dedication to church from the Archdiocese of New Orleans; 1986 Brother Martin Alumnus of the Year; Insigne Verbum Award from Incarnate Word College; Honorary Doctor of Science and Business from Cleary College; Honorary Doctor of Humane Letters from Loyola University; and Honorary Doctor of Laws from Northwood University.

Benson and his wife, the former Grace Trudeau of New Orleans, share a family of five children: Renee, Donn, Susan, Rick and Mimi, plus six grandchildren.


SUPER BOWL RESULTS

(Years indicate season)

- 1966 (I) — Green Bay 35, Kansas City 10 at Los Angeles, Calif.
- 1967 (II) — Green Bay 33, Oakland 14 at Miami, Fla.
- 1968 (III) — New York Jets 16, Baltimore 7 at Miami, Fla.
- 1969 (IV) — Kansas City 23, Minnesota 7 at NEW ORLEANS, LA. (Tulane Stadium)
- 1970 (V) — Baltimore 16, Dallas 13 at Miami, Fla.
- 1971 (VI) — Dallas 24, Miami 3 at NEW ORLEANS, LA. (Tulane Stadium)
- 1972 (VII) — Miami 14, Washington 7 at Los Angeles, Calif.
- 1973 (VIII) — Miami 24, Minnesota 7 at Houston, Tex.
- 1974 (IX) — Pittsburgh 16, Minnesota 6 at NEW ORLEANS, LA. (Tulane Stadium)
- 1975 (X) — Pittsburgh 21, Dallas 17 at Miami, Fla.
- 1976 (XI) — Oakland 32, Minnesota 14 at Pasadena, Calif.
- 1977 (XII) — Dallas 27, Denver 10 at NEW ORLEANS, LA. (Superdome)
- 1978 (XIII) — Pittsburgh 35, Dallas 31 at Miami, Fla.
- 1979 (XIV) — Pittsburgh 31, Los Angeles Rams 19 at Pasadena, Calif.
- 1980 (XV) — Oakland 27, Philadelphia 10 at NEW ORLEANS, LA. (Superdome)
- 1981 (XVI) — San Francisco 26, Cincinnati 21 at Pontiac, Mich.
- 1982 (XVII) — Washington 27, Miami 17 at Pasadena, Calif.
- 1983 (XVIII) — L.A. Raiders 38, Washington 9 at Tampa, Fla.
- 1984 (XIX) — San Francisco 38, Miami 16 at Palo Alto, Calif.
- 1985 (XX) — Chicago 46, New England 10 at NEW ORLEANS, LA. (Superdome)
- 1986 (XXI) — New York Giants 39, Denver 20 at Pasadena, Calif.
- 1987 (XXII) — Washington 42, Denver 10 at San Diego, Calif.
- 1988 (XXIII) — San Francisco 20, Cincinnati 16 at Miami, Fla.
- 1989 (XXIV) — San Francisco 55, Denver 10 at NEW ORLEANS, LA. (Superdome)
- 1990 (XXV) — N.Y. Giants 20, Buffalo 19 at Tampa, Fla.
- 1991 (XXVI) — Washington 37, Buffalo 24 at Minneapolis, Minn.
- 1992 (XXVII) — Dallas 52, Buffalo 17 at Pasadena, Calif.
- 1993 (XXVIII) — Dallas 30, Buffalo 13 at Atlanta, Ga.
- 1994 (XXIX) — San Francisco 49, San Diego 26 at Miami, Fla.
- 1995 (XXX) — Dallas 27, Pittsburgh 17 at Tempe, Ariz.
- 1996 (XXXI) — Green Bay 35, New England 21 at NEW ORLEANS, LA. (Superdome)

BILL KUCHARICH

President/General Manager/Chief Operating Officer



On January 28, 1997, Bill Kuharich was named President/General Manager/Chief Operating Officer of the New Orleans Saints.

"Bill's credentials have been measured against all available candidates," said Saints Owner Tom Benson. "More than ever I am convinced he is the man for the job and deserves an opportunity to operate our club with total authority."

In his role, Kuharich will oversee the entire organization including football operations, marketing and administration and finance. Prior to being named President/General Manager/Chief Operating Officer, Kuharich's loyalty to the organization was never more evident. Kuharich brought Mike Ditka to the table for discussions and subsequently endorsed his hiring to Tom Benson.

"I won't hesitate to make changes to bring this city a winner," said Kuharich. "I am going to go back to the Jim Finks method and will try to match the blueprint he left on this organization as close as possible."

The 1997 Saints will move forward following this blueprint towards success. "It is important that our new direction be unified...that decisions about the organization are done in concert with the ultimate goal of making this club a winner again," Kuharich added.

Although Kuharich's rise in the football hierarchy has been a gradual one, he is today the NFL's youngest President/General Manager/Chief Operating Officer at age 44. Since becoming involved in professional football, Kuharich has encountered virtually every aspect of the front office.

By the time he was 29, Kuharich was working as an administrative assistant to Carl Peterson, then general manager of the Philadelphia Stars of the USFL. A year later, in 1984, he was elevated to assistant general manager/director of player personnel. In the club's three years of existence (1983-85), it posted a record of 48-13-1, played in all three championship games, winning each of the last two.

When the USFL folded, Kuharich was hired by the late Jim Finks as New Orleans' director of player personnel, a position he held from 1986-93. In 1994, he was promoted to Vice President of Football Operations where he remained until his promotion in 1996 to Executive Vice President/General Manager.

Kuharich was exposed to football at an early age, and took advantage of an opportunity.

His father, the late Joe Kuharich, was a collegiate head coach at San Francisco (1948-51) and Notre Dame (1959-62), and an NFL head coach with the Chicago Cardinals (1952), Washington Redskins (1954-58) and the Philadelphia Eagles (1964-68). During his stay in Philadelphia, he doubled as the club's general manager. He was also an assistant with the Pittsburgh Steelers (1946). His 1951 University of San Francisco team went 9-0 and was made up of four future NFL Hall of Famers, including

former Commissioner Pete Rozelle, Ollie Matson, Gino Marchetti and Bob St. Clair.

Kuharich spent a majority of his childhood around his father and the teams he coached. His summers consisted of serving as a ball boy in training camp. "I guess I was a sponge, absorbing all these thoughts and ideas from being around football people all my life, getting on-the-job training," Kuharich said. He and his father are the first father/son combination in the history of the NFL to serve as general manager.

Resiliency is a trait that Kuharich has learned first-hand from his father. After a few set-backs as a first-year NFL coach, his father was hired as head coach of the Washington Redskins, and in 1955 was named NFL Coach-of-the-Year after leading the Redskins to a regular season record of 8-4. In 1970, his father was diagnosed with cancer and was given a year to live. He lived for 11 more years before passing away in 1981. "I have seen first-hand the many obstacles as well as the successes that one encounters in this profession," said Kuharich. "My father certainly left an inedible impression on me...one that I think will help serve me in making this organization a success once again."

In addition to his late father, Kuharich will utilize many ideas that he acquired from his football mentors. During his professional career, he has been tutored by two of the most respected men in the football business.

With the Stars, Kuharich worked under Carl Peterson, who also served as Director of Player Personnel with the Philadelphia Eagles from 1977-82, and is now the President/General Manager and Chief Operating Officer with the Kansas City Chiefs. With the Saints, Kuharich spent eight years working and learning under the late Jim Finks, a 1995 inductee into the NFL Hall of Fame who was responsible for building Super Bowl clubs in Minnesota and Chicago, and who turned around the fortunes of the Saints after just two years on the job. "Carl Peterson and the late Jim Finks are two of the most respected men in professional football. I couldn't have asked for better teachers," Kuharich said.

Kuharich's football acumen has played an integral part of more than just the Saints' success. "Bill was extremely conscientious and extremely talented," said Peterson. "He was more than I could have hoped for and, quite frankly, he was very instrumental in our success in the league... I don't know if there's a guy who is a harder worker."

Kuharich attributes much of the knowledge he has gained in football to Finks. "No doubt about it, Jim was the greatest influence on me in my professional career," said Kuharich. "There won't be a day that I won't be able to draw on something that I've learned from him."

Kuharich demonstrates an enthusiastic approach towards his job. He is diligent, conscientious, and comprehensive. He is well-prepared, no matter what the situation. Never was this more evident than in 1987, when Kuharich and his scouting staff were presented with a difficult challenge. The players' strike made necessary the assembly of a replacement squad. The team, constructed by Kuharich and his staff, posted a 2-1 record and kept the Saints in the thick of the divisional championship race throughout the season.

During Kuharich's tenure as director of player personnel, the Saints posted 77 regular season victories, fourth-most in the NFL over this eight-year stretch. In order to maintain this success, the Saints, during the recent offseason, have made sweeping changes

under Kuharich. With the objective of building the 1997 Saints into a Mike Ditka-style team, Kuharich has guided the offseason acquisitions of Heath Shuler, Andre Hastings, Randal Hill, Jerry Fontenot and Mickey Washington. In addition, Kuharich and Ditka collaborated to solidify the 1997 roster through a strong college draft, one built on character and a tenacity to win.

The work ethic Kuharich displays can also be traced to his family roots. "From an early age, he taught us the way to do things was not to cut corners," said Kuharich of his father, a first generation American, whose family immigrated from the former Yugoslavia. "He considered the biggest sin in life was to give up, and he instilled this belief that you don't quit, and you definitely don't take the easy way out."

"I pride myself on making a decision, not backing down and feeling no shame in implementing and sticking with a plan," said Kuharich, who was recently noted as the up-and-coming new breed of football administrators in the league.

A graduate of Middlebury College in Vermont with a B.A. in History, Kuharich started his football career as a graduate assistant coach at Brown University in 1976. His first full-time post came as offensive backfield coach at Hawaii in 1977.

After leaving Hawaii, Kuharich went to work for the United States Department of Defense as an administrative assistant to field operations. During that time he also served as a volunteer assistant coach at Georgetown in 1978. He resumed his coaching career in 1979 when he assumed a full-time position as an assistant at St. Lawrence, where he earned his master's degree in education. After one year, he went to Columbia University as an assistant, and spent the next two seasons there.

In addition to his duties with the Saints, Kuharich is a member of the NFL's College Advisory Board Committee, one that advises interested and qualified college underclassmen as to their potential as draftees. He also serves on the league's College Relations Committee.

Although building successful franchises is a year-round effort, Kuharich has many interests away from football. He is a history buff, and enjoys reading and playing golf.

Kuharich, who was born March 25, 1953 in Skokie, Illinois, resides in Destrehan with his wife, Betsy, and daughters, Megan Ashley (4) Alexis Marie (2) and Kelli Elizabeth, born 7/3/97.

TOP NFL REGULAR SEASON ROAD RECORDS (1987-96)

	W	L	T	Pct.
1. San Francisco	60	20	0	.750
2. Buffalo	42	37	0	.532
Philadelphia	42	37	0	.532
4. Dallas	42	38	0	.525
5. NEW ORLEANS	41	39	0	.513

TOP NFL REGULAR SEASON INTERCONFERENCE RECORDS (1987-96)


	W	L	T	Pct.
1. San Francisco	31	9	0	.775
2. Carolina	6	2	0	.750
3. NEW ORLEANS	28	12	0	.700
4. Buffalo	26	13	0	.667
5. Kansas City	23	13	0	.657



PLAYER PERSONNEL

CHET FRANKLIN

Vice President of Football Operations/Asst. G.M.



Chet Franklin is in his first season as Vice President of Football Operations, following three years as the team's Director of Pro Personnel. Franklin served three years (1990-92) as director of player personnel for the World League of American Football. This is Franklin's second stint in New Orleans, having served as the Saints defensive backfield coach under Dick Nolan from 1978-79.

As in his previous assignment, from 1994-96, Franklin fills a three-fold role with the club. He is responsible for evaluating current NFL players. He works closely with President/General Manager/Chief Operating Officer Bill Kuharich and Head Coach Mike Ditka on pro personnel matters, including ready-list maintenance, waiver claims and unrestricted free agency. He also assists with contract negotiations.

During his tenure with the WLAFL, Franklin was responsible for stocking the team's rosters. He identified and signed more than 1,100 players to contracts over that span. In the league's final season (1992), he served as general manager of the Montreal Machine.

Franklin possesses NFL experience at both the coaching and administrative levels. He served as director of player personnel for the San Diego Chargers from 1987-89, after 16 seasons as an assistant coach with San Francisco (1971-74), Kansas City (1975-77), New Orleans (1978-79) and the Oakland/Los Angeles Raiders (1980-86). Franklin was the defensive backs coach on two Raiders Super Bowl Championship teams.

Before entering the pro ranks, Franklin spent 12 years as an assistant at the collegiate level. A year (1959) as freshman line coach at Stanford was followed by a three-year stint as an assistant (1960-62) at the University of Oklahoma under Bud Wilkinson. From there he went to the University of Colorado, where he was a member of Eddie Crowder's staff from 1963-70. As offensive coordinator for the Buffaloes, Franklin served with former Saints head coach Jim Mora (1968-70).

A native of Elko, Nevada, Franklin played linebacker and guard for three seasons at the University of Utah, where he graduated with a degree in history and physical education. After two years in the Marines, he earned his master's degree from Stanford in 1959.

Born March 19, 1935 in Ontario, Oregon, Franklin has a daughter, Shana, and resides in New Orleans.



GREG SUIT

Senior Vice President of Marketing and Administration



Greg Suit joined the Saints in 1977. He was promoted to his present position in February, 1997, after serving as vice president of marketing since 1994. He was named director of Marketing in 1987. Suit supervises the club's promotional activity, box suite sales and management, advertising and corporate sponsorship programs and local broadcasting partnerships. His responsibilities include overseeing ticket operations and sales, public and community relations, player programs, entertainment and travel.

Suit has also served the team as director of publicity and director of public relations. His first assignment with the team was assistant PR director. He worked at the University of New Orleans, 1972-76, where he was sports information director and assistant athletic director.

A native of the Cincinnati, Ohio area, Suit graduated from Miami University (Oh.) and worked as a news writer for the Middletown (Oh.) Journal. He served on the NFL staff for six Super Bowl games and the 1984 AFC-NFC Pro Bowl.

Greg and his wife, Karen, have two sons, Ted and Joshua. They live in Metairie.

BRUCE BROUSSARD

Treasurer



Bruce Broussard was promoted to his present position in January, 1994. He joined the Saints' staff as ticket manager in 1983, was elevated to business manager/comptroller in 1985 and became an officer in the company when he was appointed treasurer.


Broussard came to the Saints from LePavillion Hotel in New Orleans. He served eight years there, the final four as general manager.

A New Orleans native, Broussard attended Cor Jesu High School, now known as Brother Martin, and Loyola University, where he was graduated with a degree in accounting. He is a past president of the New Orleans Hospitality Accountants Association, and was on the board of directors of the New Orleans Hotel and Motel Association. Bruce and his wife, Lynn, live in New Orleans. They have two sons, Bruce, Jr. and Mark and two grandchildren, Sara (7) and Brian (3).



MIKE DITKA

Head Coach



On January 28, 1997, Mike Ditka was named the 12th head coach in the Saints' 31-year history. Ditka brings to the post an overall career coaching record of 112-68, all in the 11 seasons he coached the Chicago Bears. Ditka is currently the only active NFL coach in the Hall of Fame and is tied with only Marty Schottenheimer (.631) in regular season winning percentage among active NFL coaches.

Ditka comes to New Orleans after a four-year hiatus during which he was an NFL commentator and analyst on the NFL on NBC.

"Life for me is about challenges and opportunity, and that's what I intend to do, climb another mountain," said Ditka. "A lot of things have happened in my life for the past 30 years, but the challenge is more important than what the past has meant."

Ditka brings to this challenge a propensity to win with hopes of bringing success to an organization which has only had five winning seasons in the history of the club. Ditka has realized success as an All-American at the University of Pittsburgh, NFL Rookie of the Year (1961), All-Pro (1961-66), Super Bowl Champion as a player with Dallas (1972), Super Bowl champion as an assistant coach with Dallas (1977) and Super Bowl Champion as head coach of the Chicago Bears (1986).

In 1988, Ditka, who played in five Pro Bowls and two league championships (1963 and 1971), became the first tight end to be inducted into the Pro Football Hall of Fame.

Ditka's connection to the city of New Orleans and the Super Bowl run deep. He played in Super Bowl VI when Dallas defeated Miami 24-3 at Tulane Stadium and coached as an assistant for the Dallas Cowboys in Super Bowl XII at the Superdome. His singular most memorable moment as a player or coach was Super Bowl XX where he coached the Chicago Bears to a 46-10 victory over the New England Patriots.

The New Orleans Saints will provide Ditka with his greatest challenge. "There will be no lack of will in this organization," said Ditka. "And anyone who has a lack of will basically won't be here. It's that simple. People say 'Can you do things the way you did things before?' I don't know, but I am sure as hell going to try. I am going to try from the bottom of my heart. Because it is the only way I know how to do it."

"Find a way or make a way" is the motto Ditka has instilled in the 1997 New Orleans Saints.

During his 11 years with the Bears, Ditka's teams dominated the NFC Central with 52 regular season victories between 1985-88. This mark is the most ever by an NFL team in any four-year period. Ditka ranks second among every Bears coach in both tenure and victories. He trails only his first pro coach (1961), George Halas, the team's founder and coach for 40 seasons.

Ditka coached the Bears to six NFC Central titles, three appearances in the NFC title



game, and a Super Bowl victory. In 1985, Ditka's team posted an 18-1 record. After Super Bowl XX, Ditka was named Coach of the Year.

Ditka is the only Chicago Bear coach to lead his club to five straight post-season appearances. In 1988, Ditka won Coach of the Year honors during the same season in which he suffered a mid-season heart attack (11/22/88) and a 12-4 regular season record. The Bears would lose to the San Francisco 49ers in the NFC Championship game at Soldier Field.

Ditka began his NFL career in 1961 when he was drafted by the Chicago Bears in the first round (fifth overall) from the University of Pittsburgh. Ditka's impact was immediate catching 56 passes and earning NFL Rookie of the Year honors. Ditka played six total seasons with the Bears, earning Pro Bowl honors in each of his years with the Bears, before being traded to Philadelphia in 1967. After spending two years with the Eagles he was traded to Dallas where he played four more years. He caught a touchdown pass in the Cowboys' 24-3 victory over the Dolphins in Super Bowl VI.

The final tribute to Ditka's playing career was bestowed upon him 16 years after his retirement from football when he was inducted into the Pro Football Hall of Fame (July 30, 1988).

Ditka retired from playing football following the 1972 season, but was soon hired by Cowboys' head coach Tom Landry as an offensive assistant and special teams coach. In Ditka's nine seasons as an assistant with the Cowboys, his teams were in the playoffs eight times, won six divisional titles, three NFC Championships, and the Super Bowl following the 1977 campaign.

Born October 18, 1939, in Carnegie, Pennsylvania, Ditka was raised in nearby Aliquippa where his father, Mike Sr. worked on the railroad. He participated in three sports at Aliquippa High School, playing basketball and baseball and football. He enrolled at the University of Pittsburgh and was an All-American as a senior in 1960. Ditka played defensive end, linebacker, tight end and ranked among the nation's top punters with a 40-yard average in his final three seasons.

He is actively involved in numerous charitable endeavors including Fellowship of Christian Athletes, Sports Teams Organized for Prevention of Drug Abuse, and the Say No to Drugs campaign. The Mike Ditka Foundation, established in 1989, raises money for Misericordia, a residential facility for developmentally disabled youth, and for the pediatric AIDS program at Children's Memorial Hospital. Ditka continues to assist his alma mater by sponsoring the Mike Ditka Endowed Scholarship Fund at the University of Pittsburgh to which he will contribute \$100,000 throughout the 1990's.

Since his days with the Chicago Bears, Ditka has opened Iron Mike's Grill, located in the Tremont Hotel in Chicago. His favorite hobby remains golf to which he plays to a six handicap. He also has a collection of antique cars and a Harley Davidson. Mike is married (Diana) and they reside in New Orleans. They have four children; Mike (36), Mark (35), Megan (33), and Matthew (29).

Top Five Active Coaches in Overall Career Victories (at the start of the 1997 season - min. 100 career)

Name	Yrs.	W	L	T	Pct.
1. Mike Ditka.....	11	112	68	0	.622
2. Marty Schottenheimer	13	130	83	1	.610
3. Bill Parcells.....	12	119	86	1	.580
4. Marv Levy.....	16	148	110	0	.574
5. Dan Reeves.....	16	149	113	1	.568

"I want to create a greater sense of pride of what this organization is all about. Some people say 'Why?' And I say 'Why not? Why not us? Why can't we be the guys that do it?'"

-Mike Ditka

HEAD COACHES (1967-96)

Year	W	L	T	Year	W	L	T		
1967	Tom Fears	3	11	0	1980	Dick Stanfel	1	3	0
1968		4	9	1					
1969		5	9	0		O.A. (Bum) Phillips	4	12	0
1970		1	5	1	1981		4	5	0
Totals	13	34	2	1982		4	8	0	0
	J.D. Roberts			1983		8	8	0	0
1970		1	6	0	1984		7	9	0
1971		4	8	2	1985		4	8	0
1972		2	11	1	Totals	27	42	0	
Totals	7	25	3	1985	Wade Phillips	1	3	0	
	John North				Jim Mora				
1973		5	9	0	1986		7	9	0
1974		5	9	0	1987		12	3	0
1975		1	5	0	1988		10	6	0
Totals	11	23	0	1989		9	7	0	0
	Ernie Hefferle			1990		8	8	0	0
1975		1	7	0	1991		11	5	0
	Hank Stram			1992		12	4	0	0
1976		4	10	0	1993		8	8	0
1977		3	11	0	1994		7	9	0
Totals	7	21	0	1995		7	9	0	0
	Dick Nolan			1996		2	6	0	0
1978		7	9	0	Totals	93	74	0	0
1979		8	8	0	Playoffs	0	4	0	0
1980		0	12	0	Total	93	78	0	0
Totals	15	29	0	1996	Rick Venturi	1	7	0	

COACHING

DANNY ABRAMOWICZ, Offensive Coordinator



Danny Abramowicz begins his first season as offensive coordinator following five years as the Chicago Bears special teams coach. In 1995, the Bears led the NFL with five blocked kicks, while also leading the league in opponents gross and net punting average.

Abramowicz was one of the most prolific receivers in NFL history. He was a 17th-round draft choice by the New Orleans Saints in 1967 and played six seasons with the Saints before concluding his career with the San Francisco 49ers (1973-74). In 1969, Abramowicz led the NFL with 73 catches and was named All-Pro and the Saints' MVP. He is second in Saints' history in catches (309), yards (4,875), and TDs (35), trailing Eric Martin, who passed him in 1990. Abramowicz completed his pro career with 371 receptions for 5,704 yards and 39 TDs.

Abramowicz graduated from Xavier University in Cincinnati in 1967 with a degree in education. He has been inducted into the Xavier and Saints' Halls of Fame, the National Polish Hall of Fame, and was named to the Saints' Silver Anniversary Team in 1991. Following his football career, Abramowicz was a salesman in the oil field industry and also spent five seasons on the Saints Radio Network as an analyst. He left private business in 1989 to become head coach at Jesuit High School in New Orleans where he compiled a 20-14 record before joining the Bears. He also founded the Catholic men's spirituality group "The Monday Night Disciples".

Born July 13, 1945, in Steubenville, Ohio, Dan and his wife, Claudia, have two sons Danny and Andrew and one daughter, Stephanie.

ABRAMOWICZ'S BACKGROUND

Player: Xavier University 1964-66, New Orleans Saints 1967-72, San Francisco 49ers 1973-74.

Coach: Jesuit High School 1989-91, Chicago Bears 1992-96.

ZAVEN YARALIAN, Defensive Coordinator



Zaven Yarian comes to the Saints after spending the past four years with the New York Giants as their secondary coach. In his first year with the Giants, he helped direct a unit that allowed the fewest points in the NFL (205). In 1994, the Giants were the second-best defense against the pass over the final six weeks of the season. Under Yarian, the Giants' secondary has ranked 10th in 1993, 8th in 1994, and fourth in 1995. The Giants secondary posted 21 interceptions in 1996, tied for the fifth-best total in the NFL.

Yarian came to the Giants after spending three years with the Chicago Bears, serving in the same capacity under then-Bears Head Coach Mike Ditka. His 1990 Bears secondary led the league with 31 interceptions.

Yarian began his coaching career as a graduate assistant at his alma mater, the

University of Nebraska, in 1975. He then coached the defensive backs at Washington State in 1976 and 1977 before moving on to the University of Missouri in the same role from 1978-82. Yaralian served as the secondary coach at the University of Florida from 1983-87 and was the Gators defensive coordinator as well from 1985-87. He coached the defensive backs at the University of Colorado from 1988-89 before joining the Bears staff prior to the 1990 season. Yaralian was a member of the coaching staff of Colorado during their national title game against Notre Dame in the 1989 Orange Bowl.

Yaralian was a two-year starter at cornerback for Nebraska before a short stint with the Green Bay Packers in 1974 and the Philadelphia Bell of the World League in 1975.


Born February 5, 1952, Yaralian grew up in California. Yaralian and his wife Lorraine have two sons, Blake and Garrett.

YARALIAN'S BACKGROUND

Player: Nebraska 1972-73, Green Bay Packers 1974, Philadelphia Bell (WFL) 1975.

Coach: Nebraska 1975, Washington St. 1976-77, Missouri 1978-82, Florida 1983-87, Colorado 1988-89, Chicago Bears 1990-92, New York Giants 1993-96.

BOBBY APRIL, Special Teams



On February 6, 1996, Bobby April, a native of Chalmette, La. (a New Orleans suburb), returned to his roots. After serving as the special teams coach for the Pittsburgh Steelers from 1994-95, April was hired to coach in the same capacity with the Saints. In 1996, the Saints' special teams ranked third in the NFL in kickoff return average and tied for seventh in field goal percentage.

April served as tight ends/special teams coach with the Atlanta Falcons from 1991-93. During his tenure in Atlanta, the Falcons led the NFL in blocked kicks (1991), field goal defense (1991), kickoff return average (1992) and field goal offense (1993). They were second league-wide in field goal defense (1992) and kickoff return offense (1993), and third in field goal offense (1992) and field goal defense (1993). In his first season with the Steelers, Pittsburgh finished fourth in the NFL in punt return defense and played for the AFC Championship. In 1995, Pittsburgh led the league in field goals made (34) and kickoff return defense (17.5 avg.), and represented the AFC in Super Bowl XXX.

Prior to entering the NFL, April spent 13 years as an assistant at the collegiate level. After serving as a graduate assistant at Southern Mississippi in 1978, he was awarded his first full-time post the following year, at Tulane. He went to the University of Arizona in 1980, and spent the next seven seasons with the Wildcats, coaching the defensive line and secondary, in addition to his duties with the kicking game. He joined head coach Larry Smith at USC in 1987, and had a four-year stay with the Trojans, as both secondary coach and kicking game coordinator.

A four-year letterman (1972-75) as a defensive end and linebacker at Nicholls State in Thibodaux, La., April coached at Chalmette High School for two years, 1977-78, after receiving his degree in physical education from Nicholls. He earned his master's in athletic administration from Southern Mississippi in 1983.

Born April 15, 1953 in New Orleans, April and his wife, Charlene, have one son,

Bobby, and four daughters, Julie, Jamie Lee, Angela and Jaclyn.

APRIL'S BACKGROUND

Player: Nicholls St. 1972-75.

Coach: Chalmette (La.) HS 1976-77, Southern Mississippi 1978, Tulane 1979, Arizona 1980-86, Southern California 1987-90, Atlanta Falcons 1991-93, Pittsburgh Steelers 1994-95, New Orleans Saints 1996.

TOM CLEMENTS, Quarterbacks



Entering his first season as an NFL coach, Tom Clements will be responsible for coaching the Saints quarterbacks. However, Clements is no stranger to the quarterback position.

A three-year starter at quarterback at Notre Dame (1972-74), Tom Clements led the Fighting Irish to a 29-5 record in that time, including the 1973 national championship with an unbeaten record. He also started a record 34 consecutive games during that time. He was selected All-

American two times and was fourth in the balloting for the Heisman Trophy in 1974.

Clements spent twelve seasons in the CFL (1975-79, 1981-87), winning League MVP once and two Grey Cups, and is in the CFL Hall of Fame. Clements also spent the 1980 season with the Kansas City Chiefs.

His coaching career started in 1992 as an assistant at his alma mater, serving there until 1995 when he was assistant head coach/wide receivers coach. A lawyer, Clements worked in 1996 in the law department of Republic Industries, Inc., a company controlled by H. Wayne Huizenga, owner of the Miami Dolphins.

Born June 18, 1953 in McKees Rocks, Pennsylvania, Tom and his wife Kathe have a son, Tom and a daughter, Stephanie.

CLEMENTS' BACKGROUND

Player: Notre Dame 1972-74, Ottawa Rough Riders (CFL) 1975-78, Saskatchewan Roughriders (CFL) 1979, Hamilton Tiger-Cats, 1979, 1981-83, Winnipeg Blue Bombers (CFL) 1983-87, Kansas City Chiefs 1980.

Coach: Notre Dame 1992-95.

WALT COREY, Defensive Line



Walt Corey comes to the Saints with 24 seasons of NFL experience as well as four Super Bowl appearances as defensive coordinator.

Corey joins the Saints after spending 8 seasons (1987-94) with the Buffalo Bills where he served as defensive coordinator/linebackers coach, and led the Bills to the top-ranked defense in the AFC in 1988 after ranking 24th in the NFL just two years prior.

His first coaching assignments came as defensive coordinator at both Utah State (1967-69) and the University of Miami (1970), his alma

mater. He left the collegiate ranks to coach linebackers with Kansas City (1971-74), his first of two stints with the Chiefs. He first served on the Chiefs staff handling linebackers and special teams, later (1978-86) coaching defensive line and secondary, then serving as defensive coordinator/backers coach. In between his time with the Chiefs, Corey coached the linebackers at Cleveland (1975-77).

Corey started his NFL career as a linebacker with the Dallas Texans/Kansas City Chiefs (1960-66) and is one of only two active NFL coaches to have played in Super Bowl I (Elijah Pitts, Buffalo Bills). Corey played four years (1956-59) at the University of Miami at defensive end, and was inducted into the Western Pennsylvania Hall of Fame in May 1994.

Born May 9, 1938 in Latrobe, Pennsylvania, Corey and his wife Jane have a daughter, Carla, and a son, Mark.

COREY'S BACKGROUND

Player: University of Miami 1956-59, Dallas Texans/Kansas City Chiefs 1960-66.

Coach: Utah State 1967-69, University of Miami 1970, Kansas City Chiefs 1971-74, 1978-86, Cleveland Browns 1975-77, Buffalo Bills 1987-94, Coast Guard Academy 1995.

JACK DEL RIO, Assistant Strength & Conditioning



Following an 11-year NFL linebacking career that originated in New Orleans, Jack Del Rio is entering his first NFL season on the sidelines.

Originally a third-round draft choice of the Saints in 1985, Del Rio spent two years in New Orleans before moving to Kansas City, where he spent the next two years. With the Saints, Del Rio was voted to the PFWA all-rookie team and voted the club's Rookie of the Year. Del Rio spent the next three seasons with the Dallas Cowboys, before playing his

final four years for the Minnesota Vikings. Del Rio led the Vikings' defense in tackles for three straight years, 1992-94.

A four-year starter at Southern Cal, Del Rio was named consensus All-American as a senior when he was a finalist for the Lombardi Award. He led the Trojans in tackles for loss each of his final three seasons. Del Rio also played in the East-West and Japan Bowl games.

In his new position, Del Rio will assist Mike Woicik in the implementation and monitoring of player workout routines throughout the season.

Born April 4, 1963 in Castro Valley, California, Del Rio and his wife Linda have four children, Lauren, Hope, Aubrey and Luke.

DEL RIO'S BACKGROUND

Player: USC 1981-84, New Orleans Saints 1985-86, Kansas City Chiefs, 1987-88, Dallas Cowboys, 1989-1991, Minnesota Vikings, 1992-95.

JUDD GARRETT, Offensive Assistant



Following an NFL playing career that took him from London to Dallas, Judd Garrett enters 1997 with his first full-time NFL coaching position.

In his new position, Garrett, a native of Cleveland, Ohio, will handle a multitude of functions dealing with the entire offense. He will be involved with quality control, including, but not limited to, the breaking down of game tapes, opponent scouting, self-scouting and on-field duties.

A three-year starter at running back at Princeton University (1987-89), Garrett was named Ivy League Player of the Year and I-AA All-American in 1989. He was drafted by the Philadelphia Eagles in the 12th round of the 1990 draft. He played with the London Monarchs (WLAFL) in 1991 and 1992, leading the league in receptions and was named All World League in 1991. He was also a member of the 1993 Dallas Cowboys Super Bowl Championship team. Garrett then spent the next two years in the CFL, first with the Las Vegas Posse, in 1994, and with the San Antonio Texans, in 1995.

Garrett began his coaching career at his alma mater, Princeton (1990) and University School (1996). His father, Jim, was an assistant coach with the Saints in 1976-77, and is now a scout with the Dallas Cowboys. His brother, John, is an assistant coach with the Cincinnati Bengals.


Born June 25, 1967 in Abington, Pennsylvania, Garrett and his wife Kathy have a son, Calvin, and a daughter, Frances.

GARRETT'S BACKGROUND

Player: Princeton 1987-89, London Monarchs (WLAFL) 1991-92, Dallas Cowboys 1993, Las Vegas Posse (CFL) 1994, San Antonio Texans (CFL) 1995.

Coach: Princeton 1990, University School (Cleveland, OH) 1996.

HAROLD JACKSON, Wide Receivers



Harold Jackson, in his first season with the Saints, brings 24 years of professional football experience to the team as the new wide receivers coach.

Jackson began his 16-year NFL playing career with the Los Angeles Rams in 1968, later rejoining them from 1973-77. His career carried him through Philadelphia (1969-72), New England (1978-81), Minnesota (1982) and Seattle (1983). Jackson's 29 100-yard receiving games in the NFL are sixth-best in league history.

During his career, Jackson caught 579 passes for 10,372 yards with 76 touchdowns. He ranks 22nd in NFL history in catches and his career yardage total is 10th. He is tied with Hall of Famer Fred Biletnikoff for 10th in career receiving touchdowns and was voted to five Pro Bowls.

He was selected in the 11th-round of the 1968 draft by the Rams after playing four years at Jackson State (1964-67) as a wide receiver.

Following his days as a player, Jackson turned to coaching. His first assignment was with New England, as receivers coach (1985-89), later holding the same post at Tampa Bay (1992-93). In 1991, Jackson was a New Orleans resident as assistant head coach/offensive coordinator with the Arena League's New Orleans Night. Following stops at North Carolina Central (1990), and Virginia Union (1994), Jackson helped re-start the football program at Benedict College (1995-96) in Columbia, S.C., who had not had a football program since 1966. He served as the head coach for those two seasons.


Born January 6, 1946 in Hattiesburg, Mississippi, Jackson and his wife Carolyn have one son, Brandon.

JACKSON'S BACKGROUND

Player: Jackson State 1964-67, Los Angeles Rams 1968, 1973-77, Philadelphia Eagles 1969-72, New England Patriots 1978-81, Minnesota Vikings 1982, Seattle Seahawks 1983.

Coach: New England Patriots 1985-89, North Carolina Central 1990, New Orleans Night (Arena Football) 1991, Tampa Bay Buccaneers 1992-93, Virginia Union 1994, Benedict College 1995-96.

TOM MOORE, Running Backs



Tom Moore comes to New Orleans as the Saints' running backs coach. He has a 20-year history of coaching NFL teams.

His first pro experience was with the New York Stars (World Football League) in 1974. He came to the NFL serving with the Pittsburgh Steelers for 13 seasons (1977-89). He tutored the Steelers' receivers until 1983, when he was named offensive coordinator and quarterbacks coach. During his tenure with the Steelers, he assisted Head Coach

Chuck Noll in leading Pittsburgh to victories in Super Bowls XIII and XIV. He moved to Minnesota (1990-93), serving as assistant head coach/quarterbacks coach in his first season with the Vikings, later serving as assistant head coach/offensive coordinator in 1991 and receivers coach 1992-93. Moore joined the Detroit Lions as offensive coordinator in 1994. In 1995, the Lions led the NFL in total offense under Moore's guidance, and were the first team in NFL history to have two receivers with over 100 catches in a season, and set an NFL record for most receiving yards in a season by two players on the same team.

A quarterback at Iowa four seasons (1957-60), Moore started coaching at his alma mater (1961-62) before serving a two-year stint in the Army (1963-64) where he coached a division team in Korea and the post team at Fort Benning, Georgia.

After his tour of duty in the Army, Moore returned to the college level as the offensive backfield coach at Dayton (1965-68). After four years with the Flyers, he became the offensive coordinator at Wake Forest in 1969. In 1970-71, Moore coached the offensive backfield at Georgia Tech. He was the offensive coordinator at the University of Minnesota in 1972-73. Following a one-year stint with the New York Stars in the World Football League (1974), he returned to Minnesota as the offensive coordinator from 1975-76.

Born November 7, 1938, in Owatonna, Minnesota, Moore and his wife Emily have a daughter, Terry, and a son, Daniel.

MOORE'S BACKGROUND

Player: Iowa 1957-60.

Coach: Iowa 1961-62, Dayton 1965-68, Wake Forest 1969, Georgia Tech 1970-71, University of Minnesota 1972-73, 1975-76, New York Stars (WFL) 1974, Pittsburgh Steelers 1977-89, Minnesota Vikings 1990-93, Detroit Lions 1994-96.

DAN NEAL, Tight Ends/Offensive Line Asst.



Dan Neal, an 11-year veteran center with the Baltimore Colts and Chicago Bears, will coach the Saints tight ends as he enters his ninth year coaching in the NFL.

Neal first worked with Saints head coach Mike Ditka at Chicago, where he signed as a free agent in 1975. Neal played in 115 consecutive games for the Bears, starting 81 straight, before suffering a career-ending back injury in 1983. Neal was part of the offensive line that created holes for the NFL's all-time leading rusher, Walter Payton. During his time

with the Bears, Neal was coached by Dick Stanfel, also on staff with the Saints. Prior to his action with the Bears, he played two seasons with the Baltimore Colts, the team that drafted him in 1973.

Neal entered the coaching ranks in 1986 as the Philadelphia Eagles special teams coach, and expanded his duties to assist with the offensive line from 1987-91. He joined the Arizona Cardinals as offensive line coach in 1994.

An 11th-round selection from Kentucky, Neal was the Wildcat's offensive captain in 1971 and '72.

Born August 30, 1949, in Corbin, Kentucky, Neal and his wife Barbara have two daughters, Kelly, 16, and Tiffany, 13.

NEAL'S BACKGROUND

Player: University of Kentucky 1969-72, Baltimore Colts 1973-74, Chicago Bears 1975-83.

Coach: Philadelphia Eagles 1986-91, Arizona Cardinals 1994-95, Western Illinois 1996.

JOHN PAGANO, Defensive Assistant



The 1997 season will be John Pagano's second in the NFL. He came to the Saints in 1996 after two years as a graduate assistant coach, at Ole Miss in 1995 and Louisiana Tech in 1994.

In his role, Pagano will be responsible for numerous duties on the defensive side of the ball, including quality control, scout team preparation, and opponent and self-scouting. On the field, he will work primarily with the defensive backs.

Pagano has been exposed to the coaching profession his entire life. His father, Sam, was one of the most successful high school coaches in the state of Colorado. His brother, Chuck, has been an assistant at the collegiate level the last 13 years, and is currently in his third season as the secondary coach at the University of Miami (Fla.).

A linebacker at Mesa State College in Grand Junction, Colorado, from 1985-88, Pagano served as an assistant at his alma mater in 1989. The following year, he joined the staff at the University of Nevada-Las Vegas, where he spent the next two seasons. In 1992, he was defensive coordinator for the Bergamo Lions in Bergamo, Italy, who won the Italian League Championship that year. He held the post of defensive coordinator at Overland High School in Aurora, Colorado, 1992-93, before returning to the collegiate ranks.


Born March 30, 1967, in Boulder, Colorado, Pagano and his wife, Kimberly, live in New Orleans.

PAGANO'S BACKGROUND

Player: Mesa State College 1985-88.

Coach: Mesa State College 1989, Nevada-Las Vegas 1990-91, Bergamo Lions (Italian League) 1992, Overland (Aurora, Colo.) HS 1992-93, Louisiana Tech 1994, Mississippi 1995, New Orleans Saints 1996.

WILLIE SHAW, Defensive Backs



Louisiana native Willie Shaw enters his first year coaching the Saints with ten years of NFL coaching experience under his belt.

Shaw joined the St. Louis Rams in 1995, serving there as defensive coordinator through last season. Under Shaw's guidance, the Rams tied a club record in 1995 with five defensive touchdowns scored. Their defense also improved the number of interceptions and sacks over the previous year.

Shaw came to the Rams after coaching the secondary for the Super Bowl XXIX-participating San Diego Chargers in 1994. He held similar positions with the Detroit Lions (1985-87) and Minnesota (1992-93). The Vikings led the NFL with 28 interceptions in 1992.

Shaw began his coaching career at San Diego City College (1970-72), then moved to Stanford (1974-76), Long Beach State (1977-78), Oregon (1979) and Arizona State (1980-84). Shaw, a cornerback at the University of New Mexico (1966-68), earned All-America honors in his senior year.


Shaw, born January 11, 1944, in Glenmora, Louisiana, and his wife, Gay, have a daughter, Tawnya, and two sons, David and Eric.

SHAW'S BACKGROUND

Player: University of New Mexico 1966-68.

Coach: San Diego City College 1970-73, Stanford 1974-76, 1989-91, Long Beach State 1977-78, Oregon 1979, Arizona State 1980-84, Detroit Lions 1985-88, Minnesota Vikings 1992-93, San Diego Chargers 1994, St. Louis Rams 1995-96.

DICK STANFEL, Offensive Line



1997 will mark Dick Stanfel's second tenure with the Saints, the first coming 1976-80, where he served as interim head coach for the final four games of the 1980 season.

Serving 12 years with the Chicago Bears (1981-92) as offensive line coach, Stanfel had the best rushing offense in the NFL from 1983-86, had the second rated rushing offense from 1989-1990, and the third rated rushing offense in 1988.

Stanfel began his coaching career at Notre Dame (1959-62) and spent one season on the California staff (1963) before taking his initial professional job with the Philadelphia Eagles in 1964. After seven seasons in Philadelphia (1964-70), Stanfel joined the San Francisco 49ers in 1971 as line coach and stayed there until joining the Saints in 1976.

After playing collegiately at the University of San Francisco, Stanfel enjoyed an eight-year pro career that garnered him finalist status for the Hall of Fame in 1993. A second-round draft pick by Detroit, Stanfel played five years with the Lions (1951-55) and was the team's MVP for the 1953 season. Stanfel was voted All-NFL five times and was a member of the Detroit Lions' 1952-53 NFL Championship teams, and the 1954 runner-up squad. The five-time Pro Bowl guard finished his career playing three seasons for the Washington Redskins (1956-58).


Born in San Francisco, California, Stanfel has three sons, Jon, Scott and Richard.

STANFEL'S BACKGROUND

Player: University of San Francisco 1948-50, Detroit Lions 1951-55, Washington Redskins 1956-58

Coach: Notre Dame 1959-62, California 1963, Philadelphia Eagles 1964-70, San Francisco 49ers 1971-75, New Orleans Saints 1976-80, Chicago Bears 1981-92.

RICK VENTURI, Asst. Head Coach / Linebackers



Rick Venturi brings with him 15 years of experience as a position coach, coordinator and head coach in the NFL, with two of the three coming at some point last season with the Saints.

Venturi joined the Saints in 1996 as linebackers coach, but was elevated to head coach after eight games into the season. Venturi was retained this season to coach linebackers and to serve as assistant head coach.

Prior to joining the Saints, Venturi spent two years with the Cleveland Browns, as secondary coach in 1994 and defensive coordinator in 1995, when he also worked with the linebackers.

The first 12 seasons of Venturi's NFL coaching career were spent with the Colts. He joined Baltimore as an assistant in 1982 and remained there through 1993. He began the 1991 season as defensive coordinator/linebackers coach before taking over as head coach with 11 games to play, after succeeding Ron Meyer. He also served as defensive coordinator with the Colts in 1984 and 1992-93.

Venturi played quarterback and defensive back at Northwestern University, where he earned his degree in physical education and history, and his master's in education. His first coaching stop was at his alma mater in 1968, where he spent the following five seasons. From 1973-76 he was on the staff at Purdue before moving on to Illinois for the 1977 season. He returned to Northwestern in 1978, where he served as the Wildcats' head coach for the next three years. In 1981 he got his first job at the professional level, with the Hamilton Tiger-Cats of the Canadian League.

An avid biker, Venturi owns three motorcycles.

Born February 23, 1946, in Taylorville, Illinois, Venturi and his wife, Cheri, have a daughter, Marin, and a son, Jason. They live in Destrehan, Louisiana.

VENTURI'S BACKGROUND

Player: Northwestern U. 1965-67.

Coach: Northwestern U. 1968-72 and 1978-80 (head coach), Purdue 1973-76, Illinois 1977, Hamilton Tiger-Cats (CFL) 1981, Baltimore/Indianapolis Colts 1982-93, Cleveland Browns 1994-95, New Orleans Saints 1996.

MIKE WOICK, Strength and Conditioning



Mike Woick joins the Saints staff in 1997 to handle the strength and conditioning role with the team.

Woick spent the last seven years in the same role with the Dallas Cowboys (1990-96), developing them into one of the NFL's healthiest and best conditioned teams. During his tenure, the Cowboys had twelve playoff victories en route to winning three Super Bowl titles.

Woick also played a large role in the players rehabilitation programs. Working with the Saints' trainers and medical staff, Woick will implement programs for players to regain their strength during lengthy rehabilitation periods, allowing the players to return to the football field in a more timely manner.

His outstanding efforts with the Cowboys were rewarded when his peers voted Woick the NFL's "Strength Coach of the Year" following the 1992 title season.

Woick joined the Cowboys staff after 10 years as the strength and conditioning coach at Syracuse University, which became one of the nation's top football programs during his tenure. An outstanding discus thrower at Boston College, Woick set a school record of 180 feet, 5 inches, earned All-East honors and qualified for the NCAA championships. He also competed in the shot put and hammer throw.

Woick was born September 26, 1956, in Baltimore, Maryland.

WOICK'S BACKGROUND

Coach: Springfield 1978-80, Syracuse 1980-89, Dallas Cowboys 1990-96.

BRUCE LEMMERMAN, Director of College Scouting



Bruce Lemmerman is in his fourth season as the Saints' Director of College Scouting, after being named to the newly created post in May of 1994.

In his role, Lemmerman is responsible for the Saints' collegiate scouting effort. He serves over the team's area scouts in the information-gathering area, and directs the organization of that data into a usable format for the college draft and post-draft player planning.

Lemmerman came to the Saints from the Canadian Football League, where he served as Director of Operations for the Edmonton Eskimos from 1989-94.

Lemmerman started his coaching career with Edmonton as quarterbacks coach in 1981. After two seasons with the Eskimos, he was named offensive coordinator for the Los Angeles Express of the USFL in 1983, and moved to the NFL the following year, where he coached the receivers, tight ends and backs for the Houston Oilers from 1984-85. After a year away from football, Lemmerman returned to the CFL in 1987 as an offensive coach with the Winnipeg Blue Bombers, where he spent two years before re-joining the Eskimos in the front office.

Lemmerman graduated from the University of California-Northridge, where he earned honors in football and baseball. He played quarterback professionally for the Atlanta Falcons (1968-70). He also played nine seasons at Edmonton (1971-79) and one season for Hamilton (1980) in the CFL.

Born October 4, 1945 in Los Angeles, Lemmerman and his wife, Brigitte, have two daughters, Lisa and Jennifer. They live in Destrehan.

HAMP COOK, Player Personnel Scout




Now in his 25th season, Hamp Cook has the longest record of service with the Saints' scouting staff. Cook, who joined the club in 1973, scouts prospects primarily in the southeastern United States. He also covers parts of the mid-west.

Cook coached high school teams in Mississippi and Alabama, and was an assistant coach at the University of Southern Mississippi for eight years before joining the Saints. He graduated from Southern Mississippi with a master's

degree in physical education.

Hamp and his wife, Tinkey, live in Hattiesburg, Mississippi. They have three children, Tracey, Kyle and Chuck, who is director of college scouting with the Kansas City Chiefs.

HOKIE GAJAN, Player Personnel Scout

Now in his 11th season as a scout, Hokie Gajan's responsibilities in the scouting department have each year been expanded. His area is among the most fertile in the country for NFL prospects.

Gajan covers the territories of Louisiana, Texas, Oklahoma, Arkansas, Kansas, Missouri, Nebraska and New Mexico in the Saints' scouting system.

He joined the scouting department in 1987 following his retirement as a player.

Gajan was selected by the Saints in the 10th round of the 1981 draft. He played full-back in New Orleans 1982-85 before being sidelined by a knee injury. He blocked for Saints tailbacks George Rogers, Wayne Wilson and Earl Campbell. Also a productive runner, Gajan holds the Saints season record for rushing average with a six-yard per carry standard in 1984.

In his four seasons, Gajan rushed for 1,358 yards with a 5.4-yard average and 11 touchdowns. His average per carry is second-best in club history. He added 63 catches for 515 yards and two TDs.

Hokie and his wife, Judy, live in Mandeville with their four daughters, Jennifer, Kristin, Megan and Alexis.

MEL KAUFMAN, Player Personnel Scout

Mel Kaufman enters his first season on the Saints scouting staff following seven years with the Washington Redskins in the same capacity.

Kaufman, a veteran of eight NFL seasons (1981-88) with the Redskins, returned to the club as a scouting administrator in 1990. As a player during the Joe Gibbs era, Kaufman started 78 of 91 games at outside linebacker after he made the team as a rookie free agent from Cal Poly San Luis Obispo.

He started all three of the Redskins Super Bowl appearances in 1982, 1983 and 1987. He was the recipient of the team's 1987 Ed Block Courage Award following the 1986 season for his comeback off a torn Achilles tendon that limited him to action in just the first two games of 1986. Kaufman finished his career with 586.5 tackles, 19.5 sacks and seven interceptions.

He was born February 24, 1958 in Herndon, Virginia.

TOM MARINO, Player Personnel Scout

A veteran of three football leagues, Tom Marino joined the Saints' scouting department in 1986. Although he is assigned the eastern United States in the Saints' scouting system, Marino also is responsible for parts of the midwest.

A graduate of the University of Massachusetts, Marino worked three years as scout for the Chicago Bears while finishing his undergraduate degree. He joined the Philadelphia Bell of the World Football League in 1974 as the team's director of player personnel.

He was named to the scouting staff of the Dallas Cowboys, and served there in 1976. He then joined the New York Giants and worked there from 1977-81 in a similar capacity.

In 1982, he went to the USFL with the Boston Breakers as assistant general manager and player personnel director. He moved to the Denver Gold staff in 1983 as director of player personnel, and joined the Philadelphia/Baltimore Stars the following year as a personnel scout.

Tom and his wife, Denise, have a daughter, Melissa, and a son, Tom. They live in Raleigh, North Carolina.

STEVE SABO, Pro Scout

Steve Sabo is in his fourth season with the Saints and his second as a Pro Scout. He is responsible for monitoring player movement in all professional leagues, free agency and waiver claims. He joined the organization from NFL Films, where he worked 1993-94.



In his role, Sabo works closely with Vice President of Football Operations Chet Franklin and Director of College Scouting Bruce Lemmerman.

A native of Willingboro, New Jersey and graduate of Kutztown State University in Pennsylvania, Steve is single and lives in Kenner.

SILVER ANNIVERSARY

Equipment Manager Dan Simmons and Player Personnel Scout Hamp Cook are both celebrating their 25th seasons with the New Orleans Saints.

Simmons joined the Saints family on May 1, 1973 following his graduation from Merrimack College, four years in the Navy, and an apprenticeship under his father, Bill Simmons, the longtime equipment manager of the NFL's St. Louis Cardinals.

Cook also came to the Saints in 1973, following his graduation from Mississippi Southern College (now University of Southern Mississippi) and coaching stops in Mississippi and Alabama.

They join Head Trainer Dean Kleinschmidt, who joined the Saints as an assistant trainer in 1969, and entertainment director Barra Bircher, in 1971, as the only other current 25-year employees.



SAINTS STAFF



Sylvia Alfortish
Marketing Assistant /
Saintsations



Amy Artigues
Business



Terry Ashburn
Facilities Assistant



Maria Beaubouf
Travel/
Entertainment



Liz Geraci
Ownership



Robert Gunn
Assistant Director of
Media and Public
Relations /
Publications Coord.



Rodney Henry
Ownership



Rickey Jackson
Consultant



Greg Benschel
Director of Media
and Public
Relations



John Berfert
Mail Clerk



Jessica Bettger
Ticket Sales
Supervisor



Barra Bircher
Director of Travel /
Entertainment /
Special Projects



Luke Jenkins
Facilities Manager



Dean Kleinschmidt
Head Trainer



Melanie Kramer
Administrative
Assistant /
Head Coach



Sondra Langlais
Coaching



Linda Bourgeois
Business



Nolan Castex
Equipment
Assistant



Bruce Condie
Ticket Operations
Supervisor



Austin Dejan
Player Programs



Bob Lee
Media Relations
Intern / Television
Projects Coordinator



Joe Malota
Video Director



Kevin Mangum
Assistant Trainer /
Director of
Rehabilitation



Stephanie Mayeaux
Ownership



Shaleen Farris
Ownership



Bill Ferrante
Director of
Corporate Sales



Jason Feyerherm
Club Level Manager
/Marketing Assistant
/Stadium Operations



Debbie Gallagher
Player Personnel



Grant Neill
Ticket Office



Joe Noto
Ticket Office



Terry O'Neill
Salary Cap
Consultant



Buck Oubre
Assistant Trainer

**Sheila Palmisano***Administrative
Assistant /
General Manager***Silky Powell***Assistant
Equipment Manager***Jay Romig***Data Processing
Manager***Barbara Schoen***Ownership***Greg Seeling***Director of Ticket
Sales***Charleen Sharpe***Comptroller***Dan Simmons***Equipment Manager***Lester Vallet***Grounds
Superintendent***Mark Vath***Marketing Intern***Angie
Waguespack***Media Relations
Assistant /
Saintsations
Choreographer***Stacy Webre***Marketing Assistant***Dan Whisenhunt***Assistant Video
Director*

SUPERDOME FACTS

First Game	August 9, 1975; Oilers 13, Saints 7 (Preseason)
First Regular Season Game	September 28, 1975; Bengals 21, Saints 0
Total Land Area	52 acres
Height	273 feet
Diameter	680 feet clear span
Concrete	169,000 cubic yards
Structural Steel	20,000 tons
Air Conditioning	9,600 tons
Convention Rooms	40
Restrooms	88
Private Box Suites	137
Parking Garages	5,000 cars, 250 buses
Lighting	15,200 fixtures
Electric Wiring	400 miles
Aluminum Siding	more than 500,000 sq. ft.
Area of Roof	9.7 acres
Escalators	32
Elevators	9 passenger, 1 freight

SAINTS/NFL 1997 IMPORTANT DATES

- July 5** — Claiming period of 24 hours begins in waiver system. All waiver requests for the rest of the season are no-recall and no-withdrawal.
- July 15** — Signing period ends at 3 p.m. (CDT) for Unrestricted Free Agents to whom June 1 tender was made by Old Club. After this and through 3 p.m. on November 7, Old Club has exclusive negotiating rights with its unsigned Unrestricted Free Agents.
- July 17** — Team arrives in La Crosse, Wis.
- July 18** — First training camp practice, in La Crosse.
- July 22** — Practices with the Minnesota Vikings in La Crosse.
- July 25-26** — Practices with the Kansas City Chiefs in La Crosse.
- July 26** — Hall of Fame Game, Minnesota Vikings vs. Seattle Seahawks at Canton, Ohio, 1:30 p.m. (ABC).
- Aug. 2** — Saints vs. Houston Oilers in Memphis, 7:00 p.m. (WWL-TV). Saints return to La Crosse following game.
— If a drafted rookie has not signed with his club by this date, he may not be traded to any other club in 1996.
- Aug. 7** — Saints return to New Orleans from LaCrosse.
- Aug. 8** — Saints hold first practice/fan fest in New Orleans.
- Aug. 9** — Saints vs. Kansas City Chiefs at Superdome, 7 p.m. (WWL-TV).
- Aug. 16** — Saints vs. Oakland Raiders at Oakland-Alameda County Coliseum, 3 p.m. (WWL-TV).
- Aug. 19** — Roster reduction to 60 players by 3 p.m. (CDT).
- Aug. 22** — Saints vs. Chicago Bears at Soldier Field, 7:30 p.m. (WWL-TV).
- Aug.** — Touchdown Club Welcome Saints Luncheon, Radisson New Orleans, 12 noon.
- Aug. 24** — Final roster reduction to 53 players by 3 p.m. (CDT).
- Aug. 25** — After 3 p.m. (CDT), clubs may establish a Practice Squad of five players by signing free agents who do not have an accrued season of free agency credit, unless that season was achieved by spending an entire regular season on Reserve/Injured or Reserve/Physically Unable to Perform. A player who achieved his accrued season on I/R or Reserve/PUP may be signed to the Practice Squad of any club except the club that placed him in that category.
- Aug. 31** — NFL regular season opener, Saints vs. St. Louis Rams at Trans-World Dome, 12:00 p.m. (FOX).
- Sep. 16** — Priority on multiple waiver claims is now based on the current season's standings.
- Oct. 7** — NFL Trading Deadline. All trading ends by 3 p.m. (CDT).
- Oct. 8** — Players with at least four previous credited seasons are now subject to the waiver system for the remainder of the regular season and postseason.
- Oct. 14-15** — NFL Fall Meetings, Washington, D.C.
- Nov. 4** — Deadline for clubs to sign by 3 p.m. (CDT) their drafted players, franchise and transition players, and restricted and unrestricted free agents to whom June 1 tender was made. If such players are not signed by this date, they are prohibited from playing in the NFL in 1997.
- Nov. 22** — Deadline for reinstatement of players in Reserve List categories of Retired and Did Not Report.
- Dec. 19** — Deadline for waiver requests in 1996, except for "special waiver requests" which have a 10-day claiming period, with termination or assignment delayed until after the Super Bowl.
- Dec. 23** — Clubs may begin signing free agent players for the 1997 season.
- Dec. 27-28** — Wildcard Weekend
- Jan. 3-4, 1998** — Divisional Playoffs
- Jan. 11, 1998** — Conference Championships
- Jan. 25, 1998** — Super Bowl XXXII, San Diego, California.

WHAT TO LOOK FOR IN 1997

*The **Saints** can extend their consecutive games scoring streak of 209. The last time they failed to score was in the 14th game of the 1983 season, when they dropped a 7-0 decision to the Patriots in New England, December 4. If the Saints score in each of their first 9 games, they will move past Oakland for fourth all-time, and with scores in each of their first 10 games, they will move past Dallas, for third-all time.

*Defensive Tackle **Wayne Martin** can extend his consecutive games started streak of 96, a club standard. Martin has appeared in 123 career games with the Saints. If Martin appears in all 16 games, he would move into 12th place in all-time games played.

***Martin's** career sack total of 64.5 is third on the Saints' all-time chart and first among linemen. Martin needs 12.5 sacks to move past Pat Swilling into second place all-time. Martin has recorded double-digit sacks for three straight years and four out of the last five seasons.

*Cornerback **Eric Allen** has played in 113 consecutive league games dating to 1989, and started 101 straight dating to 1990. Allen will have started his 150th NFL contest if he starts eight games this season. By seeing action in seven games, he will have participated in his 150th NFL contest.

*Linebacker **Richard Harvey** (89), can play in his 100th NFL contest.

*If running back **Mario Bates** leads the Saints in rushing in 1997, he would join George Rogers (1981-84) as the only other player to top the club's rushing chart for four straight seasons.

*If **Bates** gains 349 yards, he would move ahead of Wayne Wilson (1979-86) into sixth spot all-time on the Saints' rushing chart. With 752 yards rushing, Bates would move into fifth all-time, ahead of Tony Galbreath (1976-80).

*With six points scored, Kicker **Doug Brien** (133) can move into 13th all-time on the club's scoring chart ahead of George Rogers (1981-84) and Rueben Mayes (1986-88, 1990). With 18 points, Brien can move into 12th ahead of Quinn Early (1991-95); with 36, ahead of Henry Childs (1974-80) to 11th; and with 37, ahead of Tom Dempsey (1969-70) to 10th. If Brien equals last year's score total, he will stand in sixth position all-time, ahead of Tony Galbreath (1976-80), Rich Szaro (1975-78), Wayne Wilson (1979-86), and Chuck Muncie (1976-80).

*Linebacker **Renaldo Turnbull** has appeared in 104 career games with the Saints. If he appears in all 16 regular-season contests, he will move into a tie for 18th all-time with Vaughan Johnson (1986-93).

*Defensive Tackle **Willie Broughton** (111), can play in his 125th NFL contest.

*Safety **Anthony Newman** (139), can play in his 150th NFL contest.

*Punter **Mark Royals** (114), can play in his 125th NFL contest.

1997 SAINTS VETERANS

TOM ACKERMAN



69


Center/Guard Year With Saints: 1 Year in NFL: 1
Ht: 6-4 Wt: 290 College: Eastern Washington
Born: September 6, 1972 at Bellingham, Washington
Joined Saints: Draft Choice No. 5b, 1996

PRO: Was the 145th player selected in the draft and the first player ever selected by the Saints from Eastern Washington. Assets include strength, quickness and versatility along the offensive line. Contract runs through 1997 with no option. **1996** — Appeared in two games and was inactive for 14... first NFL action came at Houston 11/10, saw action on special teams as well as on offense as a tackle eligible in short-yardage situations... played extensively as second tight end with injuries to starters at Atlanta 11/17.

COLLEGE: Began his college career as a tight end before moving to the offensive line in his red-shirt season of 1991... also played both tackle spots, guard and also served as a deep snapper in his four years with the Eagles... was a second-team All-Big Sky Conference selection in 1994 when he opened five contests at right tackle, four on the left side and two at center... started all year at left guard in 1995 and was a unanimous first-team all-conference choice and a third-team Division I-AA All-America by the AP... majored in liberal studies.

PERSONAL: Earned All-State honors at Nooksack Valley (Wash.) High School... played linebacker and tight end and earned all-county accolades as a sophomore, and offensive honors as a junior... lettered four times in football, basketball and baseball... lives in Kenner... full name is Thomas Michael Ackerman.

ERIC ALLEN



21

Cornerback Year With Saints: 3 Year in NFL: 10
Ht: 5-10 Wt: 180 College: Arizona State
Born: November 22, 1965 at San Diego, California
Joined Saints: Transition Free Agent (Philadelphia), 1995

PRO: Entered the league as Philadelphia's second-round draft choice in 1988, a selection obtained from Tampa Bay in an exchange of second-round picks. Was the 30th player overall and third defensive back taken. Signed by the Saints to an offer sheet on a five-year contract, 3/20/95, the Eagles chose not to match a week later. Regarded as one of the best cover cornerbacks in the NFL, has been selected to the Pro Bowl six times in his eight-year career, including a streak of five straight appearances from 1991-95, the other coming in 1989. Is tied with Bill Bradley for first on the Eagles' all-time chart with 34 interceptions... 37 career interceptions is tied for fifth-most among players who were active in the NFL in 1996. Has a knack for the big play, returning five interceptions for touchdowns in his career, first in Eagles history and tied for 8th in NFL annals. Has played in 143 games, including 142 starts, has missed just one contest (1989). Has played in 113 consecutive games, and started 101 straight. **1996** — Started all 16 games at RCB and led the team with 16 passes defended... was eighth on club with 51 total tackles... also had one interception and one tackle on special teams... started at RCB at Cincinnati 9/15 in the 100th straight game he played... was credited with 6 total tackles (all solo) and two passes defended... tallied six tackles

(all solo) against Chicago 10/13, and recorded three passes defended, most of any Saints defender last year. . . at St. Louis 12/21, came up with his first interception of the year, which he returned 33 yards to the Rams' 1 on the first series of the game, setting up a TD on the next play. . . also defended three passes on the day. **1995** — Became the fourth Saints DB to be chosen to the Pro Bowl, and the first since Dave Wayner in 1987. . . opened all 16 games at RCB and came up with 59 total tackles, two interceptions and six passes defended. . . tackle figure was seventh on the club. . . recorded a season-high eight stops, at Minnesota 11/19. . . first INT as a Saint came vs. St. Louis 11/5 when he picked off a pass in the end zone just prior to the half. . . was awarded a defensive game ball in the 19-10 win. . . also intercepted a pass in the end zone, to prevent a potential late score, in win over Carolina, 11/26. . . was a UPI All-NFC second-team choice. **1994** — Started all 16 contests at right cornerback and was selected to play in his fourth straight Pro Bowl and his fifth overall. . . finished seventh on team with 68 tackles and third with three interceptions. . . added 10 passes defended and a fumble recovery. . . registered a season-high nine tackles (3 solo) and three passes defended in season finale, at Cincinnati 12/24. **1993** — Earned his fourth trip to the Pro Bowl and his first as a starter. . . led club with six interceptions, including four for touchdowns, tying an NFL record also held by two others. . . had a brilliant 94-yard return for a TD, at Jets 10/3, for the game-winning score. . . the return tied for the second-longest INT return in club history. . . had TD returns of 33 and 25 yards, vs. Saints 12/26, becoming the first Eagle and the 18th player in league history to accomplish that feat. . . that marked the third 2-INT game of his career. . . tied for ninth on the team with 64 total tackles, including the first two sacks of his career. . . also defended 12 passes and forced three fumbles on the season. **1992** — Although he missed the entire preseason, Eric still started all 16 contests and earned his third Pro Bowl berth. . . recorded a career-high 72 total tackles, four interceptions, 15 passes defended, a forced fumble and two fumble recoveries. . . accounted for the second 2-INT game of his career, in win over Raiders, 11/8. . . made a big play on the final snap, vs. Washington 12/20, when he stepped in front of a Mark Rypien pass intended for Gary Clark in the end zone, and batted it away to preserve victory. . . was a first-team All-NFL choice by Football News and All-NFC by UPI. **1991** — Opened all 16 games for the second time in his career, and led the team with five interceptions and 15 passes defended on his way to his second Pro Bowl spot. . . also tallied 39 tackles and a fumble recovery. . . earned second-team All-Pro honors from the AP. **1990** — Opened 15 of 16 games, only contest he did not start was vs. Giants 11/25, when Eagles began in 4-4-3 set. . . recorded 63 tackles, three interceptions, 13 passes defended and a fumble recovery. . . had the first 2-INT game of his career, vs. Dallas 12/23, including a 35-yarder for a score. . . had an interception in playoff game vs. Washington, 1/5. **1989** — Made his first Pro Bowl appearance after leading the NFC with eight interceptions, which were second-most in the NFL. . . missed most of the last three games with an ankle injury. . . the only game he has sat out in his career occurred in game 15, at Saints 12/18. . . also missed playoff game, vs. Rams 12/31. . . recorded 48 tackles and a career-high 25 passes defended on the year. . . was a first-team All-NFL choice by AP, Football Digest, and Pro Football Weekly, a first-team All-NFC pick by UPI, Football News, and Pro Football Weekly, and a second team All-NFC selection by College and Pro Football Newsweekly. **1988** — Was named the starter at right cornerback the day he was drafted. . . opened all 16 games and accounted for five interceptions, four inside the Eagles' 20. . . registered 65 tackles and 16 passes defended. . . was selected to numerous all-rookie teams.

COLLEGE: Was a four-year starter for the Sun Devils, and accounted for 18 interceptions, including two for touchdowns. . . was a first-team All-Pac 10 choice as a senior and an honorable mention selection his junior year. . . came up with an interception in the 1987 Rose Bowl win over Michigan, the only ASU player ever to tally an INT in the Rose Bowl. . . earned degree in broadcasting.

PERSONAL: Was an all-county running back and defensive back at Point Loma High School in San Diego, Calif. . . in 1995 appeared in a local United Way spot. . . works with Ozanam Inn, a homeless shelter in New Orleans, each of the last two years. . . was active in the community during his stay in Philadelphia. . . In 1993, helped raise more than \$18,000 for The Caring Foundation, a subsidiary of Blue Cross/Blue Shield of Philadelphia. . . in his rookie season, was featured in a public service announcement for C.A.D.E. (Corporate Alliance for Drug Education) to enhance drug awareness. . . was the Eagles' Louis Rich representative for the 1989 and 1990 "Team Up Against Drugs" campaign. . . was honored by the New Jersey March of Dimes as the 1990 Eagle of the Year, and the 1993 Eagle of the Year by the United Negro College Fund. . . participated in the opening ceremonies for the 1990 Philadelphia Special Olympics. . . married (Lynn) with son (Eric Austin 3/24/95). . . full name is Eric Andre Allen.

GAMES STARTED/PLAYED: (1988, 16/16); (1989, 15/15); (1990, 15/16); (1991, 16/16); (1992, 16/16); (1993, 16/16); (1994, 16/16); (1995, 16/16); (1996, 16/16). Totals 142/143. Totals with Saints 32/32. **PLAYOFF GAMES STARTED/PLAYED:** (1988, 1/1); (1989, 0/1); (1990, 1/1); (1992, 2/2). Totals 4/5.

Year	TACKLES			INTERCEPTIONS			
	Tkl	Asst	Tot.	No.	Yds.	LG	TD
1988 (Phil.)	57	8	65	5	76	21	0
1989 (Phil.)	38	10	48	8	38	18	0
1990 (Phil.)	56	7	63	3	37	35t	1
1991 (Phil.)	27	12	39	5	20	8	0
1992 (Phil.)	42	30	72	4	49	36	0
1993 (Phil.)	42	22	64	6	201	94t	4
1994 (Phil.)	50	18	68	3	61	33	0
1995	44	15	59	2	28	28	0
1996	48	3	51	1	33	33	0
Totals	404	125	529	37	543	94t	5
Saints Totals	92	18	110	3	61	33	0

Playoffs

1988	1	0	1	None			
1989	2	0	2	None			
1990	3	0	3	1	3	3	0
1992	3	0	3	2	22	18t	1
Totals	9	0	9	3	25	18t	1

Additional Stats: Sacks: 1993, 2-22 yards lost. Passes Defended (112): 1988, 16; 1989, 25; 1990, 13; 1991, 15; 1992, 15; 1993, 12; 1994, 10; 1995, 6; 1996, 16. Fumbles Recovered (5): 1990, 1; 1991, 1; 1992, 2; 1994, 1. Forced Fumbles (4): 1992, 1; 1993, 3. Kickoff Returns: 1990, 1-2 yards.

Career-Highs

Tackles: 10, vs. Washington, 10/4/88

Solo Tackles: 8, vs. Washington, 10/4/88

Interceptions: 2, vs. Dallas, 12/23/90; vs. Raiders 11/8/92; vs. New Orleans, 12/26/93

Yards on Interceptions: 94, at Jets, 10/3/93

Long Return: 94t, at Jets, 10/3/93



24

MARIO BATES

Running Back Year With Saints: 4 Year in NFL: 4

Ht: 6-1 Wt: 217 College: Arizona State

Born: January 16, 1973 at Tucson, Arizona

Joined Saints: Draft Choice No. 2, 1994

PRO: Was the 44th overall choice, and seventh running back taken in the 1994 draft. A big back, with good speed, acceleration and cut-back abilities. Was the first player ever drafted by the Saints from Arizona State. After just three seasons, is seventh on the Saints' all-time rushing chart with 2,114 yards on 559 carries, scoring 17 times. In his three years, Saints are 5-0 when rushes for 100 yards. Contract runs through 1997 with no option. **1996** — Played in 14 games with 10 starts, led the team in rushing for third straight year. . . rushing total of 584 yards on 164 carries was 13th in NFC. . . recorded four TDs on the year. . . also caught 13 passes for 44 yards. . . became the first Saint to lead the team in rushing three straight seasons since George Rogers did it four consecutive. . . started at Giants 12/15 and recorded a season-high 129 yards on a career-high 32 carries with a 22-yard TD run, the longest scoring run by a Saint all year. . . led the team in rushing nine times on the year, including a 23-carry, 82-yard performance at Baltimore. . . rushed for 70 yards on 14 carries and a TD against Atlanta 12/8. . . carried 21 times for 67 yards and a TD at St. Louis 12/21. . . gained 69 yards on 15 carries with a long of 33 yards, the second-longest carry by a Saints runner in 1996. **1995** — Started all 16 games, led the team in rushing for second straight year with 951 yards and seven touchdowns on 244 attempts. . . rushing figure was 11th in the NFC and the most by a Saint since Dalton Hilliard's 1,262 yards in 1989. . . was the first Saint to lead the club in rushing in consecutive seasons since Hilliard (1988-89). . . also caught 18 passes for 114 yards with a long of 26. . . put together three 100-yard rushing games, including a season-high 123 (15 atts.) in win at New England, 12/3, when his career-long 66-yard TD run in the fourth quarter iced the 31-17 victory. . . 8.2-yard average per carry marked the best of his career. . . had a pair of rushing scores in the Patriots game, the second straight week he had accomplished that feat. . . also had two TDs (71 yards) in win over Carolina, 11/26. . . had back-to-back 100-yard rushing efforts in games 8-9, at San Francisco 10/29 (26-106, 1 TD) and vs. St. Louis 11/5 (22-106), the first Saint to achieve this since Craig Heyward in 1990. . . put together a 7.4-yard average per attempt with 74 yards on just 10 carries, at St. Louis 9/10. **1994** — Rookie season got off to a slow start for Mario. . . following the second game of the season, he sustained a broken jaw in an off-field incident, causing him to miss the next five games. . . in just 11 contests overall, including seven starts, rushed for 579 yards and six touchdowns on 151 carries, becoming the fourth straight rookie and the 10th overall to lead the Saints in rushing. . . yardage figure was 13th in the NFC and second among conference rookies. . . returned to action for game 8, vs. Rams, 10/23. . . two weeks later, in win over Atlanta 11/13, broke loose for 141 yards rushing with a long of 21 and two touchdowns on 22 carries in his first career start. . . yardage total that day was the 19th best in club history and the ninth-highest figure by a rookie. . . also caught a season-high three passes for 28 yards in the game. . . ran for 69 yards and a TD on just 14 attempts, vs. San Francisco 11/28. . . ran for 96 yards and three touchdowns on 25 rushes the following week, in win at Rams 12/4. . . three total scores, which all came in the first half, tied a club-record also held by eight others, while the three rushing TDs equaled a club standard held by five others. . . had a season-long run of 40 yards, vs. Dallas, 12/19.

COLLEGE: Left school with one year of eligibility still remaining. . . rushed for 2,025 yards and 14 touchdowns on 420 attempts in his three seasons for the Sun Devils. . . returned to play in all 11 contests in 1993 after sustaining a torn anterior cruciate ligament in the third game of 1992, an



injury that required reconstructive knee surgery. . . ran for 1,111 yards and eight touchdowns on 246 attempts, all career-high numbers, in '93. . . rushing average of 101 yards a game was second in the Pac 10 and 20th in the nation. . . majored in liberal arts.

PERSONAL: Was the Arizona State Player-of-the-Year at Amphitheater High School in Tucson, Arizona. . . set Class 5A records with 626 carries for 4,836 yards and 61 touchdowns in his three seasons. . . brother, Michael, a wide receiver who last played with Cleveland in 1995, was a stand-out running back and track performer at Arizona, and won a medal at the 1992 Summer Olympics. . . was involved with "Education for Homeless Children" during the season. . . single. . . resides in Chandler, Arizona. . . full name is Mario Doniel Bates.

GAMES STARTED/PLAYED: (1994, 7/11); (1995, 16/16); (1996, 10/14). Totals 33/41.

Year	RUSHING					RECEIVING				
	No.	Yards	Avg.	LG	TD	No.	Yards	LG	TD	
1994	151	579	3.8	40	6	8	62	14	0	
1995	244	951	3.9	66t	7	18	114	26	0	
1996	164	584	3.6	33	4	13	44	15	0	
Totals	559	2114	3.8	66t	17	39	220	26	0	

Additional Stats: Kickoff Returns: 1994, 1-20.0 avg. Fumbles (9): 1994, 3; 1995, 2; 1996, 4.

Career-Highs

Rushes: 32, at New York Giants, 12/15/96

Rushing Yards: 141 vs. Atlanta, 11/13/94


Long Run: 66t, at New England, 12/3/95

Rushing TDs: 3 at Rams, 12/4/94

Receptions: 3, 5 different times

Receiving Yards: 36, vs. Atlanta, 9/17/95

Long Reception: 26, vs. Atlanta, 9/17/95



10

DOUG BRIEN

Kicker Year With Saints: 2 Year in NFL: 3

Ht: 6-0 Wt: 180 College: California

Born: November 24, 1970 at Bloomfield, New Jersey

Joined Saints: Free Agent, 1995

PRO: Originally selected by San Francisco as the first of two third-round picks in the 1994 draft (85th overall). Was waived by the 49ers 10/16/95 and signed by the Saints 10/31/95. Contract expired in 1996, subject to developments. **1996** — In his first full season with New Orleans, proved to be one of the most valuable kickers in the NFL. . . connected on all 18 PATs and 21 of 25 field goals on the year. . . field goal success rate of 84% was the best by a Saint since Morten Andersen connected on 85.3% in 1992. . . kicked three field goals of more than 50 yards, including a long of 54 yards against Chicago 10/13. . . 54-yarder was a career-long and secured the victory 27-24, to notch the second victory of the season. . . three 50+ field goals marked the first Saint to accomplish this since Morten Andersen in 1992. . . led the team in scoring with 81 points. . . connected on a 51-yard field goal at Cincinnati 9/15, one of three successful field goal tries on the day. . . 51-yarder also marked his best as a Saint and tied a career-long to that point. . . hit on a 51-yard field goal at

Giants 12/15 in 17-3 victory. . . had a 41-yard attempt blocked versus Atlanta 12/8, the first of his career. . . 33 field goals are fifth-most in club history. **1995** — Opened the season with the 49ers, where he played the first six games before being waived 10/16. . . was signed by New Orleans 10/31. . . nailed a career-long 51-yard field goal in his final game with the 49ers, at Indianapolis 10/15. . . in his first game with New Orleans, vs. St. Louis 11/5, connected on all four field goals, including a pair from over 40 yards (42,47), as Saints went on for 19-10 victory. . . 13 points equaled a career-best. . . was also named NFC Special Teams Player-of-the-Week for the second time in his career. . . 25-yard field goal with 6:33 to play proved to be winning margin in 17-14 decision over Indianapolis, 11/12. . . also recorded a tackle on kickoff coverage, at Jets 12/24. **1994** — Led the 49ers in scoring his rookie season with 105 points, the highest total by a 49er since 1989 when Mike Cofer had 111. . . established club records for PATs (60) and PATs attempted (62). . . 75 percent accuracy rate (15-20) was the best by a 49er since Cofer's 80.6% mark (29-36) in 1989. . . was named NFC Special Teams Player-of-the-Week when he was 2-2 on field goals (33,47) and 4-4 on PATs in win at Rams, 9/18. . . hit a season-long 48-yarder, at New Orleans 11/28. . . posted a career-best 13 points on 3-4 FGs and 4-4 PATs, vs. Atlanta 12/4. . . recovered a fumble on a kickoff that led to a TD in NFC Championship Game win, vs. Dallas 1/15.

COLLEGE: Set the Golden Bear career record for field goals with 53, breaking the old mark of 50 established by former Cincinnati Bengal Jim Breech. . . is also Cal's all-time scoring leader with 288 points. . . earned All-Pac 10 accolades on two occasions. . . holds degree in political economies of industrial societies with a minor in conservation and resource studies.

PERSONAL: Was raised in the San Francisco Bay area city of Concord, Calif., where he attended De LaSalle High School. . . played just one year of football. . . lettered three times in soccer, and was an all-league choice each of his final two years. . . high school coach, Bob Ladouceur, was named the NFL High School Football Coach of the Year in 1995, based on Brien's nomination. . . has his own website on the internet - www.kicking.com. . . has teamed with Big Brothers/Big Sisters to form "Kicks for Kids Sake". . . single. . . resides in Oakland, Calif. during the offseason. . . full name is Douglas Robert Zachariah Brien.

GAMES PLAYED: (1994, 16); (1995, 14); (1996, 16). Totals 46. Totals with Saints 24.

PLAYOFF GAMES PLAYED: (1994, 3).

Year	PAT	1-19	20-29	30-39	40-49	50+	Tot.	LG	BK	Pts.
1994 (SF)	60-62	1-1	4-4	5-6	5-8	0-1	15-20	48	0	105
1995 (SF)	19-19	0-0	4-4	0-1	2-6	1-1	7-12	51	0	40
1995 (NO)	16-16	0-0	4-4	4-6	4-6	0-1	12-17	47	0	52
1995 (NO/SF)	35-35	0-0	8-8	4-7	6-12	1-2	19-29	51	0	92
1996	18-18	0-0	4-4	9-10	5-7	3-4	21-25	54	1	81

Totals	113-115	1-1	16-16	18-23	16-27	4-7	55-74	54	1	278
N.O. Totals	34-34	0-0	8-8	13-16	9-13	3-5	33-42	54	1	133

Playoffs

Year	PAT	1-19	20-29	30-39	40-49	50+	Tot.	LG	BK	Pts.
1994 (SF)	17-18	0-0	0-0	2-2	0-0	0-0	2-2	36	0	23

Career-Highs

FG Attempts: 4, 3 different times (twice with Saints)

FG Made: 4, vs. St. Louis, 11/5/95

Extra Points: 6, at Atlanta, 10/16/94; vs. Denver, 12/17/94
Points: 13, vs. Atlanta, 12/4/94; vs. St. Louis, 11/5/95
Long FG: 54, vs. Chicago, 10/13/96



99

WILLIE BROUGHTON

Defensive Tackle Year With Saints: 3 Year in NFL: 11

Ht: 6-5 Wt: 285 College: Miami (Fla.)

Born: September 9, 1964 at Fort Pierce, Florida

Joined Saints: Trade (Oakland), 1995

PRO: Originally selected by Indianapolis in the fourth-round (88th overall) of the 1985 draft. Has also been with Dallas, the Raiders, Miami and New Orleans in his NFL career. Acquired by the Saints from Oakland in exchange for a 1996 seventh-round draft choice, 8/28/95. A versatile lineman with good strength. Has accounted for nine career sacks. Contract runs through 1997 with no option. **1996** — Once again, proved to be a valuable addition. . . appeared in 14 games with 5 starts at right defensive tackle. . . came up with 22 total tackles, 16 of them solo. . . also recorded 2 sacks on the year. . . was inactive for one game, spent the final game of the season on injured reserve. . . against San Francisco 11/3, recorded three tackles including a career-high 2 sacks in a reserve role. . . started at RDT in place of an injured Joe Johnson at San Francisco 9/1, and tallied 6 tackles. **1995** — Acquired in a trade with Oakland a week prior to the regular season. . . had been re-signed by the Raiders during the offseason. . . played in all 16 games for the Saints, including 10 starts at both left end and nose tackle. . . finished the year with 31 total tackles, two sacks and a pass defended. . . recorded a season-high five stops on three occasions. . . tallied four tackles, including a sack, at Minnesota 11/19. . . was awarded a defensive game ball in win over Indianapolis, 11/12, when he had three tackles. **1994** — Was with the Raiders for nine games and Miami for the final five, was inactive for all 14 matchups. **1993** — Appeared in 15 contests as a reserve lineman for the Raiders. . . tallied four tackles and a sack. **1992** — Played in all 16 games with the Raiders, including eight starts at defensive tackle. . . was first among Raider linemen with 47 total tackles. . . had a season-high 11 stops, including a sack and two passes defended, against Seattle. **1991** — Sat out the entire year while rehabilitating from a back injury. **1990** — Played in the first four games with the Cowboys, spent the balance of the season on injured reserve with a back injury. **1989** — Returned to the NFL, where he started 14 of the 16 games in which he played for Dallas. . . was fifth on the squad with career-high 92 total tackles and three sacks. **1988** — Did not play football after being released by the Colts in training camp. **1987** — Spent the entire season on injured reserve with a knee injury sustained in training camp. . . underwent reconstructive surgery. **1986** — Appeared in 15 games with eight starts for the Colts. . . registered 34 tackles, a sack and a fumble recovery. **1985** — Posted 17 tackles, including a sack, in his rookie season with the Colts when he played in 15 contests. . . only start came in his second NFL appearance, at Miami 9/15.

COLLEGE: Lettered four years for the Hurricanes. . . registered 62 tackles, including five sacks and six tackles for loss his senior year, when he played every defensive line position. . . was a member of Miami's 1983 national championship squad. . . majored in business.

PERSONAL: Attended Central High School in Fort Pierce, Florida, where he lettered twice in football as a two-way lineman. . . was co-captain as a senior when he earned all-state honors. . . also participated in track and field, where he was the conference champion in the discus. . . was working at a Ford dealership in Indianapolis before joining Dallas in 1989. . . single. . . resides in Mesquite, Texas. . . full name is Willie Lee Broughton.



GAMES STARTED/PLAYED: (1985, 1/15); (1986, 8/15); (1989, 14/16); (1990, 0/4); (1992, 8/16); (1993, 0/15); (1994, 0/0); (1995, 10/16); (1996, 5/14). Totals 46/111. Totals with Saints 15/30.

Year	TACKLES			No.	SACKS Yards Lost
	Tkl	Asst	Tot.		
1985 (Ind.)	13	4	17	1	5
1986 (Ind.)	22	12	34	1	9
1987	Injured				
1989 (Dallas)	56	36	92	3	15
1990 (Dallas)	3	2	5	0	0
1991 (Dallas)	Injured				
1992 (Rai.)			47	1	8
1993 (Rai.)			4	1	8
1994 (Rai./Mia.)	0	0	0	0	0
1995	23	8	31	2	16
1996	16	6	22	2	16
Totals			252	11	77

Additional Stats: Passes Defensed: 1989, 2; 1992, 2; 1995, 1. Fumble Recoveries: 1986, 1.



22

DEREK BROWN

Running Back Year With Saints: 5 Year in NFL: 5

Ht: 5-9 Wt: 205 College: Nebraska

Born: April 15, 1971 at Banning, California

Joined Saints: Draft Choice No. 4b, 1993

PRO: Was the Saints' second-pick in the fourth round, the 109th selection overall and the 14th running back taken in the 1993 draft. Possesses good quickness and cut-back ability. An extremely intense worker in the weight room who has added considerable strength each year since joining the Saints. Has played an important role as a receiver out of the backfield over his first three years. Career rushing total of 1,383 yards is 11th on the Saints' all-time list. Contract expires in 1997, with no option. **1996** — Played in 11 games, primarily as a third-down back and on special teams. . . was inactive for five of last six games. . . rushed for 30 yards on 13 carries. . . caught 8 passes for 54 yards. . . returned one kickoff for 10 yards. . . also recorded one stop on special teams. . . against Carolina 9/8, rushed for 13 yards on three attempts, also had three receptions for 28 yards. . . longest rush of 12 yards and longest reception of 18 yards also came in that game. . . in four NFL seasons, has rushed for 1,383 yards on 388 attempts, with six touchdowns. . . rushing total is good for eleventh all-time on the team. **1995** — Appeared in all 16 games for the second consecutive season. . . majority of playing time came in passing situations. . . was third on club with 159 yards rushing and a touchdown on 49 attempts. . . finished sixth on team and first among running backs with 35 catches for 266 yards and a TD. . . was also credited with a tackle on special teams. . . rushed for a season-high 41 yards, vs. Miami 10/15. . . only rushing TD of the year came in win over Carolina, 11/26, when he scored on a 35-yard run. . . caught a pass in 14 of 16 games, including a season-high six for 42 yards, at Minnesota 11/19. . . had a 4-yard TD reception, at Giants 9/24. **1994** — Played in all 16 games, started each of the first nine before giving way to rookie Mario Bates. . . finished second on the team and 16th in the NFC with 489 yards rushing and three touchdowns on 146 attempts. . . became a key part of the passing game, was third on club and first among non-wide receivers with 44 receptions for 428 yards and a TD. . . rushed for a season-high



86 yards and a TD on 26 carries, vs. Rams 10/23. . . ran for 81 yards on just 13 attempts, vs. San Diego 10/9, when his 6.2-yard average per carry equaled a career-best. . . caught a career-high eight passes for 64 yards, at Raiders 11/20. . . had a career-long 37-yard catch, at Minnesota 11/6. . . rushed for 42 yards on eight carries and hauled in three passes for 31 yards in season-ending win at Denver, and was awarded a game ball on offense. **1993** — Was thrust into starting spot at halfback in preseason with knee injury to Fred McAfee, and season-ending knee injury to Vaughn Dunbar. . . opened 12 of the 13 games in which he played, was 10th in the NFC and fifth among NFL rookies with 705 yards rushing and two TDs on 180 attempts. . . became the third straight rookie and the ninth overall to lead the Saints in rushing. . . was also fifth on club with 21 receptions for 170 yards and a TD. . . accounted for his first NFL touchdown, a 2-yard run, in season-opening win over Houston, 9/5. . . rushed for 125 yards on 25 carries vs. Detroit 9/19, and 106 yards, including a season-long 60-yard run, vs. Green Bay 11/14. . . was the only Saint to account for a 100-yard rushing day on the year. . . overall, led club in rushing on eight occasions. . . was inactive games 11-13 with a sprained ankle sustained at San Francisco 11/28.

COLLEGE: Left school with one year of eligibility still remaining, sat out 1989. . . finished his three years with 2,821 yards rushing and 24 TDs on 478 attempts, and 30 receptions for 325 yards and a TD. . . was a first-team All-Big Eight choice each of his final two years. . . was the Conference Offensive Player-of-the-Year and an honorable mention All-America selection as a junior in 1992 with 1,024 yards rushing and four TDs on 173 carries. . . was a third-team All-America pick in 1991 with a career-high 1,323 yards rushing and 14 TDs on 235 attempts. . . majored in consumer science and education.

PERSONAL: Lettered in football and track at Anaheim Servite High School. . . as a senior, received the Glenn Davis Award as the top prep player in the Southern California region when he ran for 20 touchdowns and set an Orange County record with 2,400 rushing yards. . . finished his career as the third-leading rusher in County history with 4,800 yards. . . enjoys speaking to kids-at-risk groups during the season. . . single. . . resides in Fountain Valley, Calif. during the offseason. . . full name is Derek Darnell Brown.

GAMES STARTED/PLAYED: (1993, 12/13); (1994, 9/16); (1995, 0/16); (1996, 0/11). Totals 21/56.

Year	RUSHING						RECEIVING			
	No.	Yards	Avg.	LG	TD		No.	Yards	LG	TD
1993	180	705	3.9	60	2		21	170	19	1
1994	146	489	3.3	16	3		44	428	37	1
1995	49	159	3.2	35	1		35	266	19	1
1996	13	30	2.3	12	0		8	54	18	0
Totals	388	1383	3.6	60	6		108	918	37	3

Additional Stats: Kickoff Returns: 1993, 3-19.3 avg., 23 Long; 1994, 1-3 yards; 1996, 1-10 yards. Fumbles: 1993, 1; 1994, 4.

Career-Highs

Rushes: 26, vs. Rams, 10/23/94

Rushing Yards: 125, vs. Detroit, 9/19/93

Long Run: 60, vs. Green Bay, 11/14/93

Rushing TDs: 1, 6 different times

Receptions: 8, at Raiders, 11/20/94

Receiving Yards: 64, at Raiders, 11/20/94
Long Reception: 37, at Minnesota, 11/6/94





Je'ROD CHERRY

Safety Year With Saints: 2 Year in NFL: 2
Ht: 6-0 Wt: 196 College: California
Born: May 30, 1973 in Charlotte, North Carolina
Joined Saints: Draft Choice No. 2, 1996

PRO: Selected in the second round (40th overall) of the 1996 draft. One of the most versatile defensive backs in the draft. Is only the third player from California selected by the Saints. A physical safety who also can play corner. Contract runs through 1998, with no option. **1996** — Appeared in 13 games, was inactive for three. . . majority of playing time came on special teams. . . recorded eight tackles as a special-teamer, which ranked fourth on the team. . . saw increased time on defense towards latter part of season. . . served as dime back for final two games. . . had eight stops, a pass defended and a fumble recovery on defense. . . at Giants 12/15, stepped in as dime back on defense, had a fumble recovery, and a pass defended, also recorded a tackle on special teams. . . saw first playing time on defense at Baltimore 9/29, in short-yardage situations and recorded one tackle.

COLLEGE: Began his senior season at left cornerback, where he started each of the first six games for the Bears. . . moved to free safety for the final five contests, and finished the year with a team and career-high 91 tackles, an interception, seven passes defended, a fumble recovery and a forced fumble. . . also returned 18 kickoffs for a 21.4-yard average and was an All-PAC 10 honorable mention choice. . . played in East-West Shrine Game his senior season. . . was a first-team PAC 10 All-Academic selection each of his final two years. . . earned all-conference honorable mention accolades as a junior. . . earned the Bob Simmons Award as Cal's freshman MVP. . . earned his degree in political science in May of 1995, finishing with a 3.2 GPA.

PERSONAL: Was an Oakland Tribune and All-East Bay first-team choice at Berkely (Calif.) High School. . . played both safety and wide receiver as a senior. . . also lettered in track, participating in the 200 meters and anchored the 4x100 relay team. . . married (Lisa). . . full name is Je'Rod L. Cherry.




DON DAVIS


Linebacker Year With Saints: 2 Year in NFL: 2
Ht: 6-1 Wt: 240 College: Kansas
Born: December 17, 1972 at Olathe, Kansas
Joined Saints: Free Agent, 1996

PRO: Signed to the Saints practice squad 8/27/96 after being waived by the Kansas City Chiefs. Was activated to the 53-man roster 10/4. Contract expired in 1996, subject to developments. **1996** — Appeared in 11 contests and recorded 13 special teams tackles, which were second-most on the club. . . also recovered a fumble on special teams against St. Louis 12/1. . . at St. Louis 12/21, had three special teams tackles, including two on kickoff coverage and another on punt team.

COLLEGE: Was a full-time starter his final three seasons and a part-time starter as a freshman at Kansas. . . Recorded 238 tackles, 20 for a loss, and 9.5 sacks with the Jayhawks. . . had his finest

season as a junior when he registered 97 tackles, 10 for a loss, three forced fumbles, three passes defended and four sacks. . . Earned Jayhawk scholar honors (given to the student athlete who attains a 3.0 GPA).

PERSONAL: Earned all-state honors in football, while lettering in basketball and track at South High School in Olathe, Kansas. . . single. . . full name is Don Davis.




LEE DeRAMUS

Wide Receiver Year With Saints: 2 Year in NFL: 2
Ht: 6-0 Wt: 205 College: Wisconsin
Born: August 24, 1972 at Stratford, New Jersey
Joined Saints: Draft Choice No. 6, 1995


PRO: Selected in the sixth-round (184th overall) of the 1995 draft. Possesses good speed and excellent hands. Contract runs through 1997 with no option. **1996** — Played in 15 games with four starts. . . caught 15 passes for 182 yards and a TD. . . also had two tackles following fumbles and interceptions. . . was inactive for one game. . . opened at WR in his first career start at Cincinnati 9/15, caught 2 passes for 25 yards, with a long of 20. . . against Chicago 10/13, only catch was a 28-yard TD in the second quarter, his first NFL TD. . . also in game, had a key block on Ray Zellers' 63-yard run in third quarter. . . against Atlanta 12/8, started at WR due to injuries and caught 3 passes for 29 yards. **1995** — Wasn't even expected to play in rookie year while still rehabilitating from a broken leg sustained prior to his senior year at Wisconsin. . . spent the first eight games on the Reserve/Non-Football Injury List. . . was activated to the 53-man roster 10/30 and played in each of the final eight contests. . . caught six passes for 76 yards and had a tackle on special teams. . . grabbed four passes for 56 yards with a long of 27, vs. Green Bay 12/16.

COLLEGE: What was supposed to be a promising senior season ended prematurely, when he sustained a broken leg in practice a week before the regular season opener. . . in three years for the Badgers, caught 119 passes for 1,974 yards and 15 touchdowns, and led the squad in receiving each year. . . had 54 receptions for 920 yards and six touchdowns in 1993 when he was an All-Big 10 choice. . . reception total that year eclipsed Al Toon's school record. . . started every game as a junior and sophomore, and five in his freshman season of 1991. . . majored in sociology.

PERSONAL: Played wide receiver and defensive back at Edgewood Regional High School in Atco, New Jersey. . . was the Saints' recipient of the 1995 Ed Block Courage Award, just the second NFL rookie to receive the honor since it was first given out in 1984. . . active in "Catches for Kids" which generates funds for the Children's Hospital Cancer Center. . . uncle, Jim Smith, played wide receiver with the Pittsburgh Steelers from 1977-82. . . single. . . lives in Kenner. . . full name is Lee Collins DeRamus.

GAMES STARTED/PLAYED: (1995, 0/8); (1996, 4/15). Totals 4/23.

Year	No.	RECEIVING			
		Yds.	Avg.	LG	TD
1995	6	76	12.7	27	0
1996	15	182	12.1	28t	1
Totals	21	258	12.3	28t	1



56

ERNEST DIXON

Linebacker Year With Saints: 4 Year in NFL: 4

Ht: 6-1 Wt: 240 College: South Carolina

Born: October 17, 1971 at York, Colorado

Joined Saints: Free Agent, 1994

PRO: Was one of five rookie free agents to make the Saints' opening day roster in 1994. A hard-hitting linebacker, whose speed makes him excel as a pass rusher. Contract runs through 1997 with no option. **1996** — Played in all 16 games, with no starts. . . a majority of his action came on special teams where he ranked third on the club with nine tackles. . . had 2 tackles on defense. . . also registered a forced fumble vs. Arizona, 9/22, foiling a Jeff Feagles punt attempt. . . fumble was returned for an 11-yard TD by the Saints' Brian Jones. . . vs. Chicago, 10/13, had a 22-yard fumble return to the Bears' 3-yard line, ensuring the Saints' victory. . . also recorded two special teams tackles vs. Houston, 11/10, and at N.Y. Giants, 12/15. . . vs. St. Louis, 12/1, deflected a Sean Landeta punt in the first quarter that led to a field goal. **1995** — Following an intense offseason training regimen, came to camp about 10 pounds lighter than in his rookie season. . . appeared in all 16 games, including five starts, three at strongside linebacker and two at right defensive end. . . also came in at end spot in passing situations. . . recorded 32 total tackles, including four sacks, which ranked fourth on the club. . . also intercepted two passes, defended four passes and forced two fumbles on the year. . . first career sack came at St. Louis, 9/10. . . registered a career-high seven tackles, including a sack, vs. Philadelphia 10/1. . . accounted for first career interception, vs. Miami 10/15. . . had key interception at end of first half in win over Carolina, 11/26, leading to a field goal. . . added three stops on special teams during the course of the season. **1994** — Played in 15 games, including one start. . . opened at left outside linebacker in place of an injured Darion Conner, vs. Rams 10/23. . . saw spot duty on defense for most of the season, and came up with three stops. . . excelled on special teams where he tied for fifth with seven tackles, including three at Tampa Bay 9/18 when he was awarded a game ball in the kicking game. . . was inactive vs. Atlanta 11/13 with a pulled hamstring.


COLLEGE: Spent one year at Fork Union Military Academy in Virginia before enrolling at South Carolina, where he played 1990-93. . . registered 182 tackles in his career, including 11 tackles for loss and 8.5 sacks. . . was a first-team All-SEC pick as a senior. . . earned a sack against Louisiana Tech in his junior season of 1992, when he beat Willie Roaf, the only sack Roaf yielded as a senior. . . played in the Blue-Gray and East-West Shrine Games. . . earned degree in psychology.

PERSONAL: Attended Fort Mill (South Carolina) High School. . . is third cousins of Cincinnati linebacker Gerald Dixon. . . speaks regularly to various youth groups in the New Orleans area. . . single. . . lives in Fort Mill, S.C. . . full name is Ernest James Dixon.

GAMES STARTED/PLAYED: (1994, 1/15); (1995, 5/16); (1996, 0/16). Totals 6/47.

Year	TACKLES			No.	SACKS Yards Lost
	Tkl	Asst	Tot.		
1994	9	1	10	None	
1995	29	6	35	4	15
1996	2	0	2	None	
Totals	40	7	47	4	15

Additional Stats: Interceptions: 1995, 2-17 Yards, 11 Long. Passes Defensed: 1995, 4. Forced Fumbles: 1995, 2; 1996, 1. Fumble Recoveries: 1996, 1-22 yards.



55

MARK FIELDS

Linebacker Year With Saints: 3 Year in NFL: 3

Ht: 6-2 Wt: 244 College: Washington State

Born: November 9, 1972 at Los Angeles, California

Joined Saints: Draft Choice No. 1, 1995

PRO: Was selected in the first round (13th overall, first linebacker) of the 1995 draft, the first time the Saints had tabbed a linebacker in the first round since Alvin Toles in 1985. An excellent athlete who plays with a great deal of intensity and aggressiveness. Contract runs through 1998 with no option. **1996** — Emerging young star on both defense and special teams in his second NFL season. Played in all 16 games, starting 15 at weakside linebacker. . . finished second on team with 112 total tackles, including a club-best 90 solo. . . also had two sacks, a fumble recovery, a forced fumble and a pass defensed. . . posted double-digit tackle totals on three occasions. . . proved to become an integral part of coverage units on special teams, including the forcer on punt team. . . registered five special teams tackles, good for 6th on the squad. . . against Carolina 9/8, opened at WLB, co-led team with 10 total tackles, eight of them solo. . . also posted 10 total tackles, seven solo, against Arizona 9/22. . . against St. Louis 12/1, was second on the team with seven tackles, four solo, with an additional stop on special teams. . . had the two biggest tackles on the day for the Saints. . . chased down Rams WR Isaac Bruce from behind at the Saints' 10, preventing and 80-yard TD and holding the Rams to a FG. . . as the forcer on punt coverage, came clear across the field to hold Eddie Kennison to a 13-yard punt return. **1995** — Played in all 16 games, including three starts at the weakside linebacker spot. . . registered 40 tackles and a sack. . . added seven stops on special teams, which tied for sixth on the squad. . . recorded seven tackles (5 solo) in season-opener, vs. San Francisco 9/3, when he became the first rookie to start at linebacker for the Saints on opening day since Rickey Jackson in 1981. . . tallied a season-high 13 tackles on defense (9 solo), vs. Giants 9/24, when he also had a tackle on special teams. . . opened three of the first four contests of the season, majority of playing time for the remainder of the year came on special teams. . . saw increased action on defense over the final quarter of the season. . . was credited with seven stops (5 solo) in season-ending win at Jets, 12/24. . . was an all-rookie choice by Pro Football Weekly/PFWA and College and Pro Football Newsweekly.

COLLEGE: Was the Pac 10 Defensive Player-of-the-Year as a senior, the only year he started for the Cougars. . . recorded 96 tackles, including 16.5 for loss and 7.5 sacks in 1994. . . was a reserve strongside linebacker in 1992 prior to sitting out 1993. . . did not play in 1991 after transferring from Los Angeles Southwest Junior College, where he was an All-Southern California Conference first team choice in 1990, when he amassed 88 tackles, including 16 for loss and 12 sacks. . . majored in sociology.

PERSONAL: Played both fullback and linebacker at Washington High School in Cerritos, Calif., where he earned all-Southern League, all-city and team Defensive MVP accolades as a junior and senior. . . was one of the nation's top running backs following his senior year. . . also received all-league honors in baseball, and was drafted as an outfielder by the Seattle Mariners in 1989. . . purchased an English Bulldog the week of the 1995 NFL draft, which he named "Saint" after being selected by the Saints. . . donates to "A Child's Wish of Greater New Orleans" for every tackle and sack he registers during the season. . . single. . . resides in Cerritos, Calif. . . full name is Mark Lee Fields.

GAMES STARTED/PLAYED: (1995, 3/16); (1996, 15/16). Totals: 18/32.

Year	TACKLES			No.	SACKS Yards Lost
	Tkl	Asst	Tot.		
1995	37	10	47	1	8
1996	90	22	112	2	7
Totals	127	32	159	3	15

Additional Stats: Fumbles Recovered: 1996, 1. Forced Fumbles (1): 1996, 1. Passes Defensed (2): 1996, 2.



62

JERRY FONTENOT

Center Year With Saints: 1 Year in NFL: 9

Ht: 6-3 Wt: 300 College: Texas A&M

Born: November 21, 1966 at Lafayette, Louisiana

Joined Saints: Unrestricted Free Agent (Chicago), 1997

PRO: Acquired to solidify the offensive line and to provide veteran leadership. Signed 6/2/97, ending an eight-year relationship with the Chicago Bears. Has not missed a game as a pro. Has seen action in 128 consecutive games. Extended his consecutive starts streak to 86, dating back to the tenth game of the 1991 season. Originally the third-round draft choice of the Bears in 1989. Contract runs through 1998 with no option. **1996** — Started every game at center for the fifth straight season. **1995** — Started every game at center for fourth straight season. . . did not miss a play all season. . . played in 100th NFL game at St. Louis, 9/24. **1994** — Started all 16 games at center for third straight season. . . was WR Curtis Conway's intended receiver on fake field goal trick play when Conway's pass was tipped by Fontenot and caught by TE Keith Jennings for a TD. **1993** — Started every game at center. . . was back-up long-snapper. **1992** — Started all 16 games at center and turned in excellent season in first year as starter. . . was back-up long-snapper. **1991** — Handled all punt snapping duties during season. . . made first career start at left guard at Tampa Bay 9/8, for injured Mark Bortz (had started twice at center in 1990). . . played three quarters at left guard when Bortz pulled an abdominal muscle at Minnesota, 11/11. . . started at left guard the remainder of the season (six games). . . alternated with Bortz in playoff game vs. Dallas, 12/29. **1990** — Made first pro start at Phoenix, 10/28, and was part of offensive line named NFC Offensive Player of the Week as club rushed for season-high 223 yards. . . started at center when Jay Hilgenberg suffered the flu the night before the game. . . started for Hilgenberg (ankle) in season finale vs. Kansas City, 12/29. . . handled all long-snapping duties: punts, field goals and extra points. **1989** — Saw action in all 16 games, mostly on special teams as punt snapper. . . played entire second half at Pittsburgh, 11/12, when Hilgenberg left game with injury. . . recovered fumble on special teams vs. Detroit, 12/10.

COLLEGE: First-team All-Southwest Conference at guard as a senior for the Aggies. . . played every position on offensive line. . . first-team All-SWC by Dallas Times Herald and second-team choice from the Houston Post and Houston Chronicle in junior season. . . helped pave way for offense which ranked 19th in country in rushing as a junior. . . UPI first-team All-SWC pick as a sophomore. . . played reserve role at center, guard and tackle as a freshman. . . was redshirted in 1984. . . majored in sociology.

PERSONAL: A standout performer at Lafayette (La.) High School as guard and center. . . finished

second in discus throw at the state finals as a junior. . . hobbies include skiing, hunting, fishing and scuba diving. . . married (Stephanie) with a daughter (Gabrielle). . . full name is Jerry Paul Fontenot.

GAMES STARTED/PLAYED: (1989, 0/16); (1990, 2/16); (1991, 7/16); (1992, 16/16); (1993, 16/16); (1994, 16/16); (1995, 16/16); (1996, 16/16). Totals 89/128.

PLAYOFF GAMES STARTED/PLAYED: (1990, 0/2); (1991, 0/1); (1994, 2/2). Totals 2/5.



60

KENDALL GAMMON

Center Year With Saints: 2 Year in NFL: 6

Ht: 6-4 Wt: 288 College: Pittsburg State (Kan.)

Born: October 23, 1968 at Wichita, Kansas

Joined Saints: Free Agent, 1996

PRO: Proved to be a key acquisition, solidifying Saints special teams units, after being signed as a free agent 8/28, a day after he was released by Pittsburgh. Dedicated player who has honed unique deep-snapping skill throughout five-year NFL career. Has played every game in his NFL career. Has had only one blocked punt or field goal in past three NFL seasons, none in 1994-95. Was originally an 11th-round draft selection by the Steelers in 1992, the 291st overall selection. Contract runs through 1997 with no option. **1996** — Snapped for all punt and placements in all 16 games. . . also came up with two tackles on punt coverage, one solo at San Francisco 9/1, and an assist at Carolina 10/20. **1995** — Played 16 games and every playoff game as a deep snapper. . . made three special teams stops, one each at Houston 9/10, at Miami 9/18, and against Houston 12/3. . . had 139 snaps from the LS position. **1994** — Played 16 games and both playoff games as deep snapper. . . made five special teams tackles. . . had two tackles against Buffalo 11/14 and against Cleveland 12/18. **1993** — Played in all 16 games and in postseason at Kansas City 1/8 as long-snapper. . . made four tackles on special teams with two at Houston 11/28, one each at Atlanta 9/27 and Miami 12/13. **1992** — Handled long-snapping duties in all 16 games plus playoffs against Buffalo 1/9. . . saw brief action at RT against NY Jets 9/13 after injuries to three OL. . . made one special teams tackle each against Cincinnati 10/19 and Detroit 11/15.

COLLEGE: Started 41 consecutive games, the last two seasons at guard after playing tackle as a sophomore. . . offensive captain final two years and three-time All-MIAA selection. . . as a senior, anchored OL for 1991 NCAA Division II national champion. . . as a freshman, moved from TE to OT. . . graduated in May 1994 with a degree in physical education, minor in biology.

PERSONAL: Attended Rose Hill (Kan.) High, earning all-state honors three times in football and basketball. . . also a four-time all-conference selection for football, three times for basketball, once for baseball. . . member of National Honor Society. . . has own video on long snapping called "Snap Right" made available to high schools and colleges. . . married (Leslie) with son (Blaise Robert 10/9/96). . . full name is Kendall Robert Gammon.

GAMES PLAYED: (1992, 16); (1993, 16); (1994, 16); (1995, 16); (1996, 16). Totals 80. Totals with Saints 16.

PLAYOFF GAMES PLAYED: (1992, 1); (1993, 1); (1994, 2); (1995, 3). Totals 7.

**85****PAUL GREEN**

Tight End Year With Saints: 2 Year in NFL: 5

Ht: 6-3 Wt: 253 College: USC

Born: October 8, 1966 at Coalinga, California

Joined Saints: Free Agent, 1996

PRO: Joined the Saints as a free agent on 2/26/96. Was originally an eighth-round choice of Denver in 1989. Spent all of that season on the Broncos' developmental squad. Has spent time with the Broncos, Seahawks and in the World League during his pro career. Contract runs through 1997 with no option. **1996** — Appeared in 14 games, including five starts, two as part of a two-tight end set. ... caught seven passes for 91 yards with a long of 23. ... has excelled as a blocker as well. ... played with a splint to protect a fractured finger early in the year. ... was inactive for two games with cracked ribs, against Houston 11/10, and at Atlanta 11/17. ... at New York Giants 12/15, only reception was a career-long 23 yard catch to convert a third and nine on Saints' first TD drive. **1995** — was released by the Seahawks during training camp. **1994** — Had his best year for Seattle when he started 11 of the 16 games in which he played and caught 30 passes for 208 yards and a TD. **1993** — Played 15 games, starting eight. ... caught 23 passes for 178 yards and one touchdown. ... had four receptions for 29 yards 10/3. ... scored TD against Pittsburgh 12/26. **1992** — Started the first four games for Seattle at tight end after signing as a free agent June 10. ... suffered a broken shoulder in practice and missed the last 12 games on I/R. ... had a single-game high of five receptions for 41 yards, including a three-yard TD at Kansas City 9/13. ... finished the season with nine receptions for 67 yards and one score. ... spent the summer of 1992 with the World League Champion Sacramento Surge, starting all 10 games. ... caught 31 passes for 380 yards and two touchdowns during the regular season, adding four receptions for 30 yards and a TD while starting two playoff games. ... caught a 12-yard scoring pass in the Surge's 21-17 win over the Orlando Thunder in World Bowl II. ... had a regular season high seven receptions for 119 yards at Montreal. **1991** — Did not play football. **1990** — Waived prior to the start of the season and eventually was re-signed with two games remaining. ... was inactive for both contests. **1989** — Spent the entire season on the Bronco's developmental squad, but was activated on January 26, 1990 for Super Bowl XXIV.

COLLEGE: Four-year letterman and a two-year starter for the Trojans. ... First-team All-PAC-10 choice as a junior. ... finished his career with 63 receptions for 685 yards and a touchdown. ... also averaged 36.3 yards on eight punts. ... majored in communications.

PERSONAL: Lettered in football, basketball and track at Clovis (Calif.) High School. ... donates per catch to Center for Alcohol and Drug Abuse (CADA), a local United Way Agency. ... single. ... full name is Paul Green.

GAMES STARTED/PLAYED: (1990, 0/0); (1992, 4/4); (1993, 8/15); (1994, 11/16); (1996, 5/14). Totals 28/49. Totals with Saints 5/14.

Year	No.	RECEIVING		Avg.	LG	TD
		Yds.				
1989 (Den.)		Developmental Squad				
1990 (Den.)	0	0		0	0	0
1991		Did Not Play				
1992 (Sea.)	9	67		7.4	15	1
1993 (Sea.)	23	178		7.7	20	1
1994 (Sea.)	30	208		6.9	20	1
1995		Did Not Play				
1996	7	91		13.0	23	0
Totals	69	544		7.8	23	3

**18****TERRY GUESS**

Wide Receiver Year With Saints: 2 Year in NFL: 2

Ht: 6-0 Wt: 200 College: Gardner-Webb

Born: September 22, 1974 at Aiken, South Carolina

Joined Saints: Draft Choice No. 5c, 1996

PRO: Was the third of three fifth-round selections by the Saints in 1996, a compensatory selection, and the 165th overall. Is the first player from Gardner-Webb ever selected by the Saints. Is a raw receiver with great speed. Contract runs through 1998 with no option. **1996** — Spent the first 11 weeks of the season on the practice squad. ... in three games, including two starts, caught two passes for 69 yards and a TD. ... also returned one punt for seven yards. ... against St. Louis 12/1, made first NFL reception, a 12-yarder. ... against Atlanta 12/8, started at WR. ... only reception was a 57-yard TD catch from QB Doug Nussmeier for his first NFL TD. ... lone punt return also came in this game.

COLLEGE: Was hampered his senior season with an ankle injury that limited him to five games. ... had a pair of 45-yard TD catches in win over Catawba his senior season. ... turned in a stellar 1994 campaign after transferring from Georgia Military Academy. ... was an all-conference, all-region and All-America pick as a return specialist in 1994 when he established an NCAA Division II record with six returns for touchdowns. ... brought back 23 kickoffs for a 25-yard average with three scores and 16 punts for a 19.5-yard average with three TDs. ... had three more scores called back because of penalties. ... longest scoring was a 100-yard kickoff return for a TD, 73-yard punt return for a score. ... majored in business.

PERSONAL: Was an All-America selection at Edisto High School in Orangeburg, South Carolina. ... also competed in track, and won the state Class AA 100-meter dash with a time of 10.3. ... single. ... full name is Terry Guess.

IN THAT NUMBER

Kicker Chip Lohmiller played in each of the first eight games for the Saints in 1995 before being released. During his time in New Orleans, he wore uniform No. 2, the only player in club history to claim that jersey. Prior to that season, it was the last number never to have been worn by a Saint in a regular season game.



84

ERIC GULIFORD

Wide Receiver Year With Saints: 1 Year in NFL: 4

Ht: 5-8 Wt: 165 College: Arizona State

Born: October 25, 1969 at Peoria, Arizona

Joined Saints: Free Agent, 1997

PRO: Originally signed with the Minnesota Vikings as a college free agent in 1993, Guliford was selected by the Carolina Panthers in the 1995 expansion draft in the 32nd round (63rd overall). He spent the 1996 season with the Winnipeg Blue Bombers and attended the Saints' second mini-camp as a tryout player. The wide receiver/return specialist signed with the Saints on 5/19/97. Contract runs through 1997 with no option. **1996** — Played in 11 regular season and one playoff games with Winnipeg of the CFL, finishing first on the club with 47 receptions for 758 yards and three TDs, with a long of 70 despite missing seven games. . . he also ranked sixth in the CFL with 44 punt returns for 546 yards, and a long of 71. . . he was also tied for sixth in kickoff return yardage with 634 yards on 31 returns, and a long of 31. . . punt and kick return totals also ranked first on the Blue Bombers. **1995** — Played in 14 games for the Panthers, starting nine. . . caught 29 passes for 444 yards and a touchdown. . . also returned 43 punts for 475 yards and a touchdown. **1994** — In his second season in Minnesota, returned five punts for 14 yards, had one start at wide receiver, had no receptions on the year. **1993** — Signed by the Vikings as a college free agent. . . returned 29 punts for 212 yards. . . also returned five kickoffs for 101 yards. . . only reception of the year was a 45-yard "Hall Mary" in final seconds of victory over Green Bay 9/26, which set up a game-winning field goal. . . that play represented his first play from scrimmage in the NFL.

COLLEGE: A second-team All-PAC 10 selection, he finished his Sun Devils career second in receptions in school history, and at the end of his career, 164 career receptions ranked third most in PAC-10 history. . . during his career, had over 100 yards receiving nine times, including a team-record 132 yards and on a career-high 12 catches against Houston in the Tokyo Dome. . . he was named the Sun Devils' most valuable offensive player after leading the team in receptions with a career-high 55 catches and in receiving yards with 801 his final year. . . Eric was an honorable mention All-Pac 10 selection his sophomore year and led the PAC 10 in punt returns with a 10.0-yard average as a freshman.

PERSONAL: As a senior at Peoria (Ariz.) High, Eric won all-state honors after averaging 26.0 yards every time he touched the ball. . . he was named team MVP after leading them to a state title his senior year. . . as a junior, he also led them to the state title, the first in the school's 63-year history. . . lettered in football, baseball and track. . . married (Michelle) with a daughter (Breanna). . . full name is Eric Andre Guliford.

SAINTS TRAINING CAMPS

1967-69 — Cal Western University, San Diego, Calif.

1970 — Bowling Green University, Bowling Green, Ohio

1971-73 — Southern Mississippi University, Hattiesburg, Miss.


1974, 1976-84 — Dodgertown, Vero Beach, Fla.

1975 — Nicholls State University, Thibodaux, La.

1985 — Louisiana Tech University, Ruston, La.

1986-87 — Southeast Louisiana University, Hammond, La.

1988-96 — University of Wisconsin-La Crosse, La Crosse, Wis.



52

RICHARD HARVEY

Linebacker Year With Saints: 3 Year in NFL: 8

Ht: 6-1 Wt: 242 College: Tulane

Born: September 11, 1966 at Pascagoula, Mississippi

Joined Saints: Unrestricted Free Agent (Denver), 1995

PRO: Selected by Buffalo in the 11th-round (305th overall) of the 1989 draft. Spent all of 1989 on injured reserve with a shoulder injury. Signed by New England as a free agent for 1990, was released following the 1991 regular season opener. Signed by Buffalo during 1992 offseason. Joined Denver in 1994 as an unrestricted free agent. Signed with the Saints as an unrestricted free agent 4/3/95. Can play all three linebacker positions in the Saints' 4-3 scheme. Contract runs through 1997 with no option. **1996** — Played in 14 games including seven starts, five at strongside linebacker. . . was inactive for two games with a knee sprain. . . when not starting, entered the game as a nickel linebacker. . . overall, recorded 44 tackles, 37 of them solo, two sacks, for 20 yards lost. . . also had a pair of passes defended and two forced fumbles. . . tackle total ranked ninth on the club. . . also posted three special teams tackles. . . against Jacksonville 10/6, started at SLB in place of an injured Rufus Porter. . . tallied a season-high nine tackles (seven solo). . . also came up with a key play in the 3rd quarter, stripping the ball from Jimmy Smith at the Saints goal line, which was recovered by Renaldo Turnbull. . . at Atlanta 11/17, started at MLB in nickel scheme. . . led the team with a season-high 11 tackles, 10 of them solo. . . at Giants 12/15, served as linebacker in nickel and dime sets. . . posted three tackles, including a sack for ten yards lost and a key forced fumble. **1995** — Proved to be one of the most valuable additions to the Saints' defense. . . did not begin the season as the starter, but by week three had earned a starting assignment that he kept for the remainder of the year. . . played all three linebacker spots during the course of the season, but spent a majority of his time at the weakside spot. . . appeared in all 16 games with 14 starts, led team with a career-high 112 total tackles. . . also recorded a pair of sacks, seven passes defended and a forced fumble on the season. . . in first start as a Saint, vs. Atlanta 9/17 when he opened as lone linbacker in dime defense, registered a team-high 11 tackles. . . posted a career-high 14 stops the following week, at Giants 9/24. . . had 12 tackles, including his first career sack, vs. Miami 10/15, when he was awarded a defensive game ball. . . defended three passes, at Carolina 10/22. . . also contributed three tackles on special teams on the year. **1994** — Played in all 16 games, including one start at left linebacker, vs. San Diego 10/23, when he replaced an injured Mike Croel. . . came up with a season-high nine tackles in the 20-15 win over the Chargers. . . overall, tallied 21 tackles and two passes defended on defense, and six stops on special teams. **1993** — Appeared in 15 games for Buffalo, mostly on special teams. . . registered four tackles on defense, and eight stops and a forced fumble on special teams. . . added one tackle on defense and two on special teams in three playoff games. **1992** — Tallied six tackles in 11 games in his first season with the Bills. . . was inactive for five contests. **1991** — Waived by New England 9/2, a day following the season opener. **1990** — Played in all 16 games, including nine starts for the Patriots, and finished the year with 52 tackles. . . recorded a career-high 11 stops, vs. Washington 12/15.

COLLEGE: Concluded his four-year career with 313 tackles and four interceptions for the Green Wave. . . majored in mechanical engineering.

PERSONAL: Was an all-state, all-district and all-conference choice at Pascagoula (Miss.) High School. . . father, Richard Sr., was a defensive back for the Saints in 1971 after being acquired in a trade with Philadelphia. . . is one of three father-son combinations in Saints history (Earl-Brad Leggett, Steve-Mike Stonebreaker). . . married (Regina) with son (Richard, Jr. 8/5/90) and daughter (Tiffany 7/16/93). . . family resides in Kenner. . . full name is Richard Clemont Harvey.


GAMES STARTED/PLAYED: (1990, 9/16); (1991, 0/1); (1992, 0/11); (1993, 0/15); (1994, 1/16); (1995, 14/16); (1996, 7/14). Totals 31/89. Totals with Saints 21/30.

PLAYOFF GAMES STARTED/PLAYED: (1992, 0/1); (1993, 0/3). Totals 0/4.

Year	TACKLES			SACKS	
	Tkl	Asst	Tot.	No.	Yards Lost
1990 (New England)	33	19	52	None	
1992 (Buffalo)	4	2	6	None	
1993 (Buffalo)	5	7	12	None	
1994 (Denver)	15	12	27	None	
1995	88	27	115	2	9
1996	37	7	44	2	20

Totals 182 74 256 4 29

Additional Stats: Fumbles Recovered: 1992, 1. Forced Fumbles (4): 1993, 1; 1995, 1; 1996, 2. Passes Defensed (11): 1994, 2; 1995, 7; 1996, 2.



88

ANDRE HASTINGS

Wide Receiver Year With Saints: 1 Year in NFL: 5

Ht: 6-1 Wt: 190 College: Georgia

Born: November 7, 1970 at Atlanta, Georgia

Joined Saints: Unrestricted Free Agent (Pittsburgh), 1997

PRO: Strong, talented wide receiver who has developed into one of the league's leading third-down pass catchers. Quickness and agility are hallmarks of the Steelers' 1993 third-round selection. Entered draft as a junior. Is also a dangerous return man. Led the Steelers in receptions in 1996. Signed a two-year contract with the Saints 5/28/97. Contract runs through 1998 with an option. **1996** — Played in all 16 games for Pittsburgh, starting 10. . . led the Steelers with 72 receptions, which ranked him 11th in the AFC. . . reception total was good for fourth-best in franchise history. . . 739 receiving yards good for second on the squad. . . led team with six receiving touchdowns. . . also returned 37 punts for 242 yards, with a long of 33, moving him into sixth on the Steelers all-time list with 87 career punt returns. . . recorded one kickoff return for 42 yards. . . vs. Baltimore, 9/8, had team-high seven receptions for 76 yards and a TD. . . 10/13 vs. Cincinnati, had 85 yards receiving for third best total of career. . . at Baltimore, 12/1 had first two touchdown day of his career, a 30-yard and a five-yard touchdown pass from Mike Tomczak. . . recorded a season-high eight receptions vs. San Francisco, 12/15, for 63 yards. . . in two postseason games, totaled eight receptions for 85 yards. **1995** — Blossomed in 1995 to find place in Steelers' record books. . . played in every game and finished second on the team with 48 receptions for 502 yards and one TD. . . filled Rod Woodson's punt return role and was ninth in the AFC with 48 returns for 474 yards. . . was only Steeler to handle punt return duty. . . 48 punt returns ranked second on the Steelers all-time season list. . . 474 yards was third all-time. . . returned punt 72 yards for TD at Houston, 9/10, earning Special Teams Player of the Week honors. . . led AFC and was third in the NFL with 31 third-down grabs. . . led team with career-high 10 catches for 86 yards at Miami, 9/18, which tied third-best single-game total in Steelers history. . . tied with Ernie Mills with team-leading 16 catches in postseason. . . set Steelers record with longest postseason punt return of 53 yards vs. Indianapolis in AFC Championship game, 1/14. . . set postseason record with 13.2 yards per postseason punt return. . . shined in Super Bowl XXX vs. Dallas, 1/28, with team-leading 10 receptions for 98 yards despite suffering dislocated clavicle while stretching for a first down in first quarter of the game. **1994** — Named starter for first eight games of the season. . . played in all 16 games, finishing with 20 recep-

tions for 281 yards and two touchdowns. . . also had two punt returns for 15 yards. . . caught TD pass vs. Philadelphia, 12/11. . . had season-best five catches for 52 yards and one TD at San Diego, 12/24. . . played in both playoff games and made seven receptions for 73 yards. . . matched season-high with five receptions for 55 yards vs. San Diego in AFC Championship game, 1/15. **1993** — Saw action in six games, making three catches for 44 yards. . . also had 12 kickoff returns for 177 yards. . . made first NFL reception in opener vs. San Francisco, 9/5, for 12 yards in addition to two kickoff returns for 33 yards. . . inactive for nine of next 10 games, but played in final four, making two catches for 32 yards at Seattle, 12/26 and in playoffs at Kansas City, 1/8.

COLLEGE: Made 124 receptions for 1,876 yards with 13 TDs to rank second in school history despite playing just three seasons. . . also ranked third in kickoff return yards with 43 for 1,096. . . added punt return duties as a junior and had eight career rushing attempts. . . as a junior, led the Bulldogs with 52 catches for 860 yards, five touchdowns, three rushes for 22 yards, 35 punt returns for 298 yards and 14 kickoff returns for 294 yards to earn first-team All-Southeastern Conference honors. . . also ranked 20th in the nation with average of 134.0 all-purpose yards per game with a total of 1,474. . . set school record as a sophomore with 48 receptions for 683 yards, five TDs, 14 kickoff returns for 27.1 average. . . made 24 catches for 333 yards and three TDs as a freshman to earn freshman All-SEC honors with just two starts. . . also ranked sixth in the nation with 28.1-yard kickoff return average on 15 returns. . . majored in International Business, and works in the off-season towards the completion of his degree.

PERSONAL: Attended Morrow (Ga.) High, earning Parade and USA Today All-America honors as a senior, as well as state offensive player and state 4A player of the year with 59 receptions for 1,083 yards and 15 TDs. . . had 184 career receptions for 3,132 yards and 41 TDs. . . single. . . resides in Atlanta in the offseason. . . full name is Andre Orlando Hastings.

GAMES STARTED/PLAYED: (1993, 0/6); (1994, 8/16); (1995, 0/16); (1996, 10/16). Totals 18/54. **PLAYOFF GAMES STARTED/PLAYED:** (1993, 0/1); (1994, 0/2); (1995, 1/3); (1996, 2/2).

Year	No.	RECEIVING			
		Yards	Avg.	LG	TD
1993 (Pittsburgh)	3	44	14.7	18	0
1994 (Pittsburgh)	20	281	14.1	46	2
1995 (Pittsburgh)	48	502	10.5	36	1
1996 (Pittsburgh)	72	739	10.3	38	6

Totals 143 1566 10.95 46 9

Playoffs

Year	No.	Yards	Avg.	LG	TD
1993 (Pittsburgh)	None				
1994 (Pittsburgh)	7	73	10.4	18	0
1995 (Pittsburgh)	16	158	9.9	19	0
1996 (Pittsburgh)	8	85	10.6	23	0

Totals 31 316 10.2 23 0

KICKOFF RETURNS						PUNT RETURNS					
Year	No.	Yds.	Avg.	LG	TD	No.	FC	Yds.	Avg.	LG	TD
1993 (Pitt.)	12	177	14.8	22	0	None					
1994 (Pitt.)	None					2	0	15	7.5	12	0
1995 (Pitt.)	None					48	8	474	9.9	72t	1
1996 (Pitt.)	1	42	42.0	42	0	37	12	242	6.5	33	0
<hr/>											
Tots.	13	219	16.8	42	0	87	20	731	8.4	72t	1


Career-Highs

Receptions: 10, at Miami, 9/18/95

Yards Receiving: 97, at Green Bay, 12/24/95

Long Reception: 46, vs. Houston, 10/3/94

TDs: 2, at Baltimore, 12/1/96



89

MERCURY HAYES

Wide Receiver Year With Saints: 2 Year in NFL: 2

Ht: 5-11 Wt: 195 College: Michigan

Born: January 1, 1973 at Houston, Texas

Joined Saints: Draft Choice No. 5a, 1996

PRO: Mercury was the 18th wide receiver taken in the 1996 draft, with a choice obtained from Baltimore in exchange for cornerback Reginald Jones (1994), the 136th position overall. Speedy wide receiver has big-play capability. Was the first player from Michigan drafted by the Saints since 1980. Contract runs through 1997 with no option. **1996** — Played in seven games, was inactive for nine, including each of the last three with a pulled hamstring. . . caught four passes for 101 yards with a long of 50. . . rushed the ball once for five yards. . . also came up with two tackles on special teams. . . returned two kickoffs for 30 yards with a long of 17. . . at Atlanta 11/17, had first NFL reception, a 17-yard pass in the second quarter. . . against St. Louis 12/1, played primarily as third WR. . . caught two passes for 60 yards, including a 50-yard grab from QB Doug Nussmeier.

COLLEGE: Earned a reputation for making the clutch catch in his four years for the Wolverines, during which time he played in all 45 regular season games, and each of Michigan's four postseason appearances. . . was Michigan's big-play receiver, averaging 17.5 yards per catch. . . also returned punts and kickoffs. . . led Michigan as a senior with a career-high 46 catches for 888 yards and four scores. . . was a first-team All-Big 10 selection. . . started all 12 contests and also participated in the Senior Bowl and the East-West Shrine Game. . . graduated with a degree in communications.

PERSONAL: Attended Booker T. Washington High School in Houston where he lettered in football and basketball. . . in football, played nine different positions including every spot in the secondary, halfback, split end, quarterback, flanker, punter and returner. . . was rated as the 14th-best receiver in the country by Super Prep Magazine. . . on his name, his mother JoeAnn says, "I had no name in view. I looked up and thought of the planets. . . Jupiter and Mars, and thought, No, not those. Lord, what am I going to name him? And the name just came to me. Mercury." . . single. . . full name is Mercury W. Hayes.



81

RANDAL HILL

Wide Receiver Year With Saints: 1 Year in NFL: 7

Ht: 5-10 Wt: 180 College: Miami (Fla.)

Born: September 21, 1969 at Miami, Florida

Joined Saints: Unrestricted Free Agent (Miami), 1997

PRO: Was originally selected by the Miami Dolphins in the first round of the 1991 NFL draft (23rd overall). Was traded to the Phoenix Cardinals in 1991 for their first-round pick in the 1992 draft, but was re-signed by the Dolphins in 1995, following his four years in Phoenix. One of the NFL's fastest players with sub-4.3 speed in the 40-yard dash. Was signed by the Saints on 5/28/97. Contract runs through 1998 with an option. **1996** — Appeared in 14 games for the Dolphins, starting five of them. . . finished sixth on the Dolphins in receptions, third in reception yardage, and led the team in average yards per catch with 21 catches for 409 yards (19.5 avg.) and four touchdowns. . . led the Dolphins in receptions once and in receiving yardage three times on the season. . . at N.Y. Jets, 12/22, led Miami in reception yardage with three catches for 68 yards and one touchdown, a 50-yard TD pass from Dan Marino. . . at Buffalo, 10/13, led Miami in both receptions and receiving yardage with four catches for 94 yards. . . yardage total represented second-highest single-game total of his career (109 vs. Phil. 9/13/92). . . in his first start as a Dolphin, vs. Seattle, 10/6, has two catches for 51 yards and a touchdown, a 33-yarder from Craig Erickson. . . touchdown also represented his first as a Dolphin. **1995** — Played in 12 regular season games and one playoff contest for the Dolphins. . . joined Miami as unrestricted free agent from Arizona Cardinals on 3/2/95. . . finished the season with 12 catches for 260 yards. . . led club in reception yardage once during the season. . . has first receptions as a member of the Dolphins at Cincinnati, 10/1, with two catches for 71 yards, including a 58-yarder that tied longest reception of his career (58t, vs. Seattle, 12/19/93). . . led team with 59 receiving yards on two receptions, including a 50-yarder, at San Diego, 11/5. . . caught two passes for 59 yards, including a 45-yard touchdown in first-round play-off game at Buffalo, 12/30. **1994** — Started 14 games for the Cardinals, and was inactive for two. . . caught 38 passes for 544 yards, with a long of 51. . . helped setup first touchdown of game with 12-yard reception on third-and-ten play and added 16-yard catch on third-and-14 situation later in contest at Washington, 10/16. . . had receptions of 37 and 51 yards against Pittsburgh, 10/30. . . collected four passes for 66 yards in second half at Philadelphia, 11/6. . . came through in critical plays in game-winning drive at N.Y. Giants, 11/13, by catching 25-yard pass on third-and-nine situation and 11-yard reception later on drive. **1993** — Played in all 16 regular season games with eight starts. . . closed season with 35 catches for 519 yards and four touchdowns, with a long of 58. . . caught three passes for 76 yards with a long of 57 and induced pass interference call for 37-yard gain vs. Dallas, 9/19. . . registered season best totals of eight receptions for 90 yards (including five catches for 57 yards in first half) at Detroit, 9/26. . . caught three passes for 65 yards and a 30-yard touchdown against New England, 10/10. . . saw limited action against Philadelphia, 11/7, due to a groin pull suffered in practice and saw streak of consecutive games with a catch end at 38. . . streaked to 58-yard score on third-and-eight situation at Seattle, 12/19. . . finished the season with a pair of touchdown grabs from seven and nine yards at Atlanta, 1/2/94. **1992** — Played in all 16 regular season games with 14 starts. . . registered 58 catches for 861 yards, with a long of 49 and three touchdowns. . . was the only Cardinals player to catch a pass in all 16 games. . . among second-year players in the NFL, his 861 receiving yards ranked only behind Detroit's Herman Moore (966 yards) and his 58 receptions was third to Atlanta's Mike Pritchard (77) and Tampa Bay's Lawrence Dawsey (60). . . caught eight passes of 30 or more yards. . . achieved first 100-yard receiving day of his career with five catches for 109 yards against Philadelphia, 9/13. . . caught six passes for 92 yards and two touchdowns of four and 23 yards against San Francisco, 11/1. . . led

club with 91 yards on four catches, including grabs of 37 and 42 yards, against Atlanta, 11/15, before leaving contest with muscle pull in rib cage. . . . snatched four passes for 65 yards in first half against N.Y. Giants, 12/12. . . . closed season with six receptions for 86 yards against Tampa Bay, 12/27. **1991** — Played in total of 16 games with four starts as a rookie. . . . closed season with 43 catches for 495 yards and one touchdown. . . . added nine kickoff returns for 146 yards for a 16.2 average with a long 33 yards. . . . ranked third among rookie wide receivers in receptions behind Tampa Bay's Lawrence Dawsey (55) and Atlanta's Mike Pritchard (50). . . . saw action in first game of season with Miami before being traded to Phoenix Cardinals for first round draft choice in 1992 (used by Miami to select cornerback Troy Vincent). . . . opened season with Dolphins and had one kickoff return for 33 yards in his professional debut at Buffalo, 9/1. . . . traded to Cardinals on 9/3. . . . caught first NFL pass for 11 yards at Washington, 9/15. . . . led club with six catches for 65 yards at N.Y. Giants, 10/6. . . . caught first touchdown pass with acrobatic leaping grab on 31-yard loft from quarterback Tom Tupa against Atlanta, 10/20. . . . registered four receptions for 38 yards in first NFL start at San Francisco, 11/17. . . . had season-high totals of seven catches for 80 yards against Philadelphia, 11/24. . . . finished season with five receptions for 65 yards against New Orleans, 12/22.

COLLEGE: Four-year letterman and three-year starter at University of Miami (Fla.). . . . played on Miami's 1987 and 1989 national championship teams. . . . finished college career with 107 catches for 1,643 yards (15.4 avg.) and 11 touchdowns. . . . added three rushes for 27 yards. . . . left school with all-time kickoff return records of 54 returns for 1,169 yards and a 21.6 avg. . . . recorded 44 catches for 653 yards and three touchdowns as a senior. . . . has 10 receptions for 114 yards and a score in 52-24 win over California. . . . named honorable mention All-America by The Sporting News as a junior. . . . finished third on team with 42 receptions for 652 yards and four touchdowns. . . . returned 12 kickoffs for 237 yards (19.8 avg.). . . . caught four passes for 64 yards and had two kick-offs for 52 yards in 33-25 win over Alabama in Sugar Bowl as Hurricanes won national title. . . . started every game at split end as a sophomore. . . . finished season with 21 receptions for 338 yards and four touchdowns. . . . saw reserve action as a freshman after beginning his college career as a defensive back. . . . ranked seventh in nation and set school's season record with 19 kickoff returns for 497 yards and a 26.2 avg. . . . gained 43 yards on pair of kickoff returns in 20-14 victory over Oklahoma in Orange Bowl as Hurricanes won national championship. . . . became first University of Miami athlete to qualify for NCAA National Indoor Track Championships in Indianapolis by accomplishing that feat in March, 1990. . . . qualified for track championships with 21.60 clocking in 200 meters. . . . holds B.S. in sociology.

PERSONAL: Nickname "Thrill" was taken in place of middle name he was never given. . . . proved his tag as one of NFL's fastest players at the "DHL/NFL's Fastest Man Competition" in 1992 and '93. . . . placed second in 1992 with 6.20 clocking in 60-yard dash, losing to Alexander Wright (6.17) in finals. . . . considered one of the top cornerbacks in the nation at Killian High School in Miami. . . . named first-team All-City, All-Conference, All-South and SuperPrep All-American selection. . . . recorded 12 interceptions as a junior. . . . earned All-City honors in track by performing on 220, 440 relay and mile relay. . . . enjoys fishing and spending time with his family. . . . spends time in the off-season speaking at schools and juvenile detention centers. . . . single. . . . resides in Weston, Fla. . . . full name is Randall Thrill Hill.

GAMES STARTED/PLAYED: (1991, 4/16); (1992, 14/16); (1993, 8/16); (1994, 14/14); (1995, 0/12); (1996, 5/14). Totals 45/88.

PLAYOFF GAMES STARTED/PLAYED: (1995, 0/1)

Year	No.	RECEIVING			
		Yards	Avg.	LG	TD
1991 (Miami)	None				
(Phoenix)	43	495	11.5	31t	1
1992 (Phoenix)	58	861	14.8	49	3
1993 (Phoenix)	35	519	14.8	58t	4
1994 (Arizona)	38	544	14.3	51	0
1995 (Miami)	12	260	21.7	58	0
1996 (Miami)	21	409	19.5	61	4
Totals	207	3088	14.9	61	6

Career-Highs

Receptions: 8, at Detroit, 9/26/93

Yards Receiving: 109, vs. Philadelphia, 9/13/92

Long Reception: 61, at Buffalo, 10/13/96

TDs: 2, vs. San Francisco, 11/1/92; at Atlanta, 1/2/94



KENO HILLS

Tackle Year With Saints: 2 Year in NFL: 2

Ht: 6-6 Wt: 305 College: Southwestern Louisiana

Born: June 13, 1973 at Tampa, Florida

Joined Saints: Draft Choice No. 6a, 1996


PRO: Was the 179th player selected in the draft, just the second the Saints have ever selected from USL (K Rafael Septien, 1977). Possesses the size and ability to play in the NFL. Contract runs through 1997 with no option. **1996** — Appeared in one game at tackle at Tampa Bay 11/24. . . . was inactive for 13 contests. . . . was active, but did not see action in two others.

COLLEGE: Started all but one game at left tackle his last three years for the Ragin' Cajuns. . . . was a first-team All-Big West Conference pick each of his last two seasons. . . . was an honorable mention choice as a sophomore. . . . led an offensive unit that averaged 434.5 yards an outing his senior year. . . . played in the Hula Bowl. . . . majored in general studies.

PERSONAL: Was an All-State and all-district choice as a two-way lineman at Tampa (Fla.) Tech High School. . . . played in the Florida All-Star Game and the Kiwanis Bowl. . . . single. . . . full name is Keno J. Hills.

PRO BOWL RESULTS

1971 — NFC 27, AFC 6	1980 — NFC 37, AFC 27	1989 — NFC 34, AFC 3
1972 — AFC 26, NFC 13	1981 — NFC 21, AFC 7	1990 — NFC 27, AFC 21
1973 — AFC 33, NFC 28	1982 — AFC 16, NFC 13	1991 — AFC 23, NFC 21
1974 — AFC 15, NFC 13	1983 — NFC 20, AFC 19	1992 — NFC 21, AFC 15
1975 — NFC 17, AFC 10	1984 — NFC 45, AFC 3	1993 — AFC 23, NFC 20 (OT)
1976 — NFC 23, AFC 20	1985 — AFC 22, NFC 14	1994 — NFC 17, AFC 3
1977 — AFC 24, NFC 14	1986 — NFC 28, AFC 24	1995 — AFC 41, NFC 13
1978 — AFC 14, AFC 13	1987 — AFC 10, NFC 6	1996 — NFC 20, AFC 13
1979 — NFC 13, AFC 7	1988 — AFC 15, NFC 6	1997 — AFC 26, NFC 23



80

DARYL HOBBS

Wide Receiver Year With Saints: 1 Year in NFL: 5

Ht: 6-2 Wt: 175 College: Pacific

Born: May 23, 1968 at Victoria, Texas

Joined Saints: Trade (Oak.), 1997

PRO: Acquired in a trade with the Oakland Raiders on 3/31/97 involving draft choices. Tall, rangy receiver with excellent hands and coordination. Originally signed by the Raiders as an undrafted rookie free agent in May, 1992. **1996** — Was active in all 16 games with one start for the Raiders. . . finished the season as the second leading receiver with 44 receptions including 3 touchdowns. . . third on the team with 423 receiving yards. . . ranked second on the team in third down receptions with 20 catches for 192 yards and two touchdowns. . . caught five passes for 59 yards against San Diego 9/22. . . posted season high six receptions for 52 yards and a score 12/15 at Denver. **1995** — Active for all 16 games, starting three. . . finished the season as third leading receiver with 38 catches for 612 yards. . . averaged 16.1 yards per catch to rank second in that category. . . posted career-best seven receptions for 135 yards, including a 54-yard TD against Philadelphia 9/24. **1994** — Active for 10 games in 1994 as a reserve wide receiver. . . totaled five catches for 52 yards. . . caught one pass in each of the first four games for the Raiders. **1993** — Inactive for all 16 regular season games. . . saw first NFL action during Raiders Wild Card victory against Denver as a reserve wide receiver. **1992** — Spent the entire season on the Raiders developmental squad after being signed as an undrafted rookie free agent.

COLLEGE: Lettered twice in football at Pacific as wide receiver and punt and kick returner. . . Honorable Mention All-Conference wide receiver as junior and senior. . . played in every game as a senior, finishing second on the team in receiving with 62 catches for 842 yards. . . led team in punt returns with 9.1-yard average on 24 returns for 219 yards. . . second on team in kickoff returns as a senior with 19 returns for 371 yards, 19.5-yard average, and finished third on team in scoring with 72 points on 12 touchdowns. . . led Big West Conference in receiving touchdowns as a junior despite starting the season as QB. . . transferred from Santa Monica City College after earning Junior College All-Conference honors as a sophomore. . . member of track team at both Santa Monica City College and Pacific. . . majored in sociology.

PERSONAL: Attended University High in Los Angeles. . . lettered three years in football as wide receiver, quarterback and defensive back. . . All-City, All-Conference quarterback as senior after leading Los Angeles City high schools in touchdown passes with 26. . . also lettered in basketball and baseball. . . married (Tamiyka) with three children. . . full name is Daryl Ray Hobbs.

GAMES STARTED/PLAYED: (1992, 0/0); (1993, 0/0); (1994, 0/10); (1995, 3/16); (1996, 1/16). Totals 4/42. Totals with Saints 0/0.

PLAYOFF GAMES STARTED/PLAYED: (1993, 0/1).

Year	No.	RECEIVING			
		Yards	Avg.	LG	TD
1994 (Raiders)	5	52	10.4	22	0
1995 (Raiders)	38	612	16.1	54	3
1996 (Raiders)	44	423	9.6	29	3
Totals	87	1087	12.5	54	6

Additional Stats: Kickoff Returns: 1995, 1-20 yards; 1996, 1-14 yards. Punt Returns: 1995, 1-10 yards; 1996, 10-84, 8.4 avg., 35 long. 1 pass for 7 yards.

Career-Highs

Receptions: 7, vs. Philadelphia, 9/24/95

Yards Receiving: 135 yards, vs. Philadelphia, 9/24/95

Long Reception: 54t, vs. Philadelphia, 9/24/95

TDs: 1, six different times



32

EARNEST HUNTER

Running Back Year With Saints: 2 Year in NFL: 3

Ht: 5-8 Wt: 201 College: Southeast Oklahoma

Born: December 21, 1970 at Longview, Texas

Joined Saints: Free Agent, 1996

PRO: Signed with the Saints 10/16/96 as a free agent following his release by Baltimore. Was originally signed by the Browns 5/3/95 as a rookie free agent. Was the only rookie free agent to make the Browns opening day roster in 1995. An explosive and versatile back, excels on special teams. Contract runs through 1997 with no option. **1996** — Saw action in six games on the year for the Saints. . . was inactive for three. . . rushed 14 times on the year for 44 yards, with a long of nine. . . also caught 17 passes for 138 yards. . . at NY Giants 12/15, caught a team-high three passes for 35 yards. . . had a key 22-yard catch on third-and-eight from the Giants' 26 in the second quarter, leading to the Saints' first TD of the game. . . returned one kickoff for 20 yards for the Saints in 1996. . . played in the first four games of the season for Baltimore before being released. . . with the Ravens, rushed once for no yards and caught one pass for 25 yards. . . returned nine kickoffs for 19.8-yard average. **1995** — Appeared in 10 games with no starts in his rookie season. . . was inactive for six games, including each of the final three contests. . . rushed for 100 yards on 30 carries, including a long run of 15. . . caught five passes for 42 yards with a long of 17 on the season. . . also returned 23 kickoffs for a 22.1-yard average with a long of 37. . . had three punt returns for a 13.3-yard average with a long of 17. . . fumbled four times on the year. . . had best game at Detroit 10/8 when he amassed 188 combined yards including 34 rushing, 36 receiving (4 rec.), 25 on two punt returns and 93 on four kickoff returns.


COLLEGE: Transferred to Southeast Oklahoma following two years at Navarro Junior College in Corsicana, Texas. . . rushed 296 times for 1,899 yards and 16 touchdowns and caught 13 passes for 217 yards and a TD as a senior, earning first-team NAIA All-America honors. . . rushing total marked school, conference and NAIA Division I records. . . in final game of his career, rushed for 336 yards and four touchdowns on 35 attempts in a win over East Central Oklahoma. . . majored in physical education.

PERSONAL: Was a first-team All-State performer at Longview (Texas) High School. . . led squad to state title his senior season. . . single. . . full name is Earnest Hunter III.

GAMES STARTED/PLAYED: (1993, 12/13); (1994, 9/16); (1995, 0/16); (1996, 0/11). Totals 21/56.

Year	RUSHING					RECEIVING				
	No.	Yards	Avg.	LG	TD	No.	Yards	LG	TD	
1995 (Cle.)	30	100	3.3	15	0	5	42	17	0	
1996 (Balt.)	1	0	0.0	0	0	1	25	25	0	
1996 (N.O.)	14	44	3.1	9	0	17	138	22	0	
Totals	45	144	3.2	15	0	23	205	25	0	

Additional Stats: Kickoff Returns: 1995, 23-22.1 avg., 37 Long; 1996, 10-19.9 avg.; Punt Returns: 1995, 3-13.3 avg. Fumbles: 1995, 4; 1996, 2.



94

JOE JOHNSON

Defensive Tackle Year With Saints: 4 Year in NFL: 4

Ht: 6-4 Wt: 270 College: Louisville

Born: July 11, 1972 at Cleveland, Ohio

Joined Saints: Draft Choice No. 1, 1994

PRO: Was the 13th player overall and the fifth defensive lineman taken in the 1994 draft, a choice acquired from the Jets in an exchange of first-round picks. Possesses great strength and leverage. A young player who's still growing. Can play either defensive tackle or end in 4-3 defense. Contract runs through 1997 with no option. **1996** — Was inactive each of the first three weeks with a knee sprain sustained in preseason game at Kansas City. . . started each of the last 13 games, four at right defensive tackle, four at closed end in place of Darren Mickell, and five at open end. . . registered 59 tackles (50 solo), 7.5 sacks for 33 yards lost and three forced fumbles, which tied for the team lead. . . tackle and sack totals were both career-bests. . . tackle total was seventh on the team, sacks ranked second. . . in his first regular season game against Arizona 9/22, recorded a career-high 11 total tackles (9 solo), including a sack and a forced fumble. . . solid play continued all year. . . at NY Giants, led club with 8 tackles, including 1.5 sacks (7.5 yards lost). . . at St. Louis 12/21, recorded 4 tackles and tied a career-high with 2 sacks (5 yards lost). **1995** — Came to camp about 30 pounds lighter than in his rookie season following a rigorous offseason program. . . started all 14 games in which he appeared, 12 at left end and two at nose tackle. . . placed ninth on the club with 50 total tackles. . . 5.5 sacks (32.5 yards lost) were third on the team. . . also forced a fumble on the season. . . was inactive for games 7-8 with a sprained ankle. . . first full sack of the year came in his return to hometown, at St. Louis 9/10. . . started at nose tackle vs. Atlanta, 9/17, as Saints were in dime package most of the game, and recorded nine tackles (7 solo), including a sack. . . had best game of his career in season-ending shutout win at Jets, 12/24, when he posted 10 total tackles (7 solo) and two sacks, and was awarded a defensive game ball. **1994** — Opened the season as a reserve, but by week two had earned a starting spot at right end. . . tied for 10th on the club with 44 tackles (36 solo). . . registered five tackles, his only sack of the year and a forced fumble, vs. Giants 10/2. . . tallied a season-high seven tackles, including a forced fumble that led to a TD, and was awarded a defensive game ball in win at Rams, 12/4. . . blocked a Chris Boniol 20-yard field goal attempt, vs. Dallas 12/19. . . was inactive with a bruised knee, vs. Rams 10/23. . . was a consensus all-rookie selection.

COLLEGE: In three years for the Cardinals, recorded 138 tackles, including 16 for loss, 25 sacks and eight forced fumbles. . . started every game at right end in a 4-3 scheme his final season, and came up with 66 tackles, including 17 sacks and eight stops for loss, three forced fumbles and two passes defended. . . was redshirted as a freshman, came out of school with one year of eligibility still remaining. . . majored in computer science.

PERSONAL: Was an all-state, all-conference and all-district selection as an offensive tackle and defensive end at Jennings High School in St. Louis, Missouri. . . is an avid weightlifter. . . in his final year at Louisville, drove four miles through a major snowstorm to attend a scheduled workout. . . single. . . makes offseason home in St. Louis. . . full name is Joe T. Johnson.

GAMES STARTED/PLAYED: (1994, 14/15); (1995, 14/14); (1996, 13/13). Totals 41/42.

Year	TACKLES			SACKS	
	Tkl	Asst	Tot.	No.	Yards Lost
1994	36	8	44	1	7
1995	36	14	50	5.5	32.5
1996	50	9	59	7.5	33
Totals	122	31	153	14	72.5

Additional Stats: Fumbles Recovered: 1994, 1. Forced Fumbles (6): 1994, 2; 1995, 1; 1996, 3. Passes Defensed: 1994, 1. Blocked Kicks: 1994, 1 Field Goal.

Career-Highs

Tackles: 11, vs. Cardinals, 9/22/96

Sacks: 2, at Jets, 12/24/95; at Rams, 12/21/96



86

TONY JOHNSON

Tight End Year With Saints: 2 Year in NFL: 2

Ht: 6-5 Wt: 255 College: Alabama


Born: February 5, 1972 at Como, Mississippi

Joined Saints: Free Agent, 1996

PRO: Was a sixth-round draft choice of Philadelphia in 1996. Was released by the Eagles in training camp. Signed by the Saints to the practice squad 9/18/96, was activated to the 53-man roster 10/19/96. Contract expired in 1996, subject to developments. **1996** — Played in nine games with seven starts. . . caught seven passes for 76 yards with a TD and a long of 17. . . at Tampa Bay 11/24, only reception was a 1-yard TD on fourth-and-goal in the third quarter, the first score of his NFL career.

COLLEGE: In 47 games for the Crimson Tide, caught 21 passes for 297 yards and a TD. . . was a key contributor as a special teamer on Alabama's 1992 national championship squad. . . holds a degree in accounting.

PERSONAL: Earned All-America honors and Mississippi player of the year honors as a senior at North Panola High School in Como, Mississippi, where he played both middle linebacker and tight end. . . recorded 126 career receptions for 2,151 yards and 38 TDs. . . hobbies include hunting, fishing and golf. . . married (Tonjanita).



58

BRIAN JONES

Linebacker Year With Saints: 3 Year in NFL: 4

Ht: 6-1 Wt: 250 College: Texas

Born: January 22, 1968 at Iowa City, Iowa

Joined Saints: Free Agent, 1995

PRO: Was originally selected by the Raiders in the eighth round of the 1991 draft. Released by the Raiders in camp and signed with Indianapolis, where he spent the '91 campaign. Signed as a Plan B free agent with Miami in 1992 and was waived in camp. Was waived by the Raiders in training camp in 1993 and 1994. Played with the Scottish Claymores of the World League in the spring of 1995, and signed as a free agent with the Saints about a week into training camp, 7/31/95. Contract expired in 1996, subject to developments. **1996** — Saw brief time on defense during the course of the year, where he started one game at middle linebacker. . . tallied 13 tackles, 10 solo, overall on defense. . . also returned a fumble 11 yards for a TD against Arizona 9/22, following a foiled Jeff Feagles punt attempt. . . it marked his first career TD. . . stood out on special teams, where he led the team with 19 stops. **1995** — Although he didn't sign until less than a week prior to the preseason opener, Brian saw extensive playing time beginning with week 1 of the regular season, vs. San Francisco 9/3, when he posted six tackles. . . started at middle linebacker for the second contest, at St. Louis 9/10, replacing an injured Winfred Tubbs, and turned in a seven-tackle effort. . . went on to play in all 16 games, with seven starts at middle linebacker. . . tallied 47 total tackles, a sack, two passes defended and a forced fumble on the year. . . had a career-high 10 tackles in victory at New England, 12/3. . . recorded the first sack of his career in season finale, at Jets 12/24, when he was credited with five stops and a forced fumble. . . made his mark on special teams where he was third on the squad with 10 stops, including two on three occasions. . . recovered a fumble on kickoff coverage in win over St. Louis, 11/5, which led to a field goal. **1991** — Played in 11 games with the Colts, including one start, after being waived by the Raiders in training camp. . . registered seven total tackles on defense and two more on special teams.

COLLEGE: Led the Longhorns in tackles as a senior with 116, and was named to the All-Southwest Conference team. . . was a second-team all-conference choice as a junior when he topped the team's tackle chart with 108, including seven sacks. . . sat out 1988 after transferring from UCLA, where he played as a true freshman in 1986. . . majored in communications.

PERSONAL: Was an All-America at linebacker his senior year at Dunbar High School in Lubbock, Texas. . . also played tight end and fullback. . . was an all-district pick in basketball as a forward. . . also lettered in baseball as a first baseman and track as a sprinter. . . single. . . resides in Kenner where he took part in offseason conditioning program. . . full name is Brian Keith Jones.

GAMES STARTED/PLAYED: (1991, 1/11); (1995, 7/16); (1996, 1/16). Totals 9/43. Totals with Saints 8/32.

	TACKLES			SACKS	
	Tkl	Asst.	Tot.	No.	Yards Lost
1991 (Ind.)	7	2	9	None	
1995	46	11	57	1	6
1996	10	3	13	None	
Totals	53	13	66	1	6

Additional Stats: Fumbles Recovered: 1995, 1; 1996, 1. Forced Fumbles: 1995, 1. Passes Defensed: 1995, 2, Fumble Returned for TD: 1996, 1.



74

CLARENCE JONES

Tackle Year With Saints: 2 Year in NFL: 7

Ht: 6-6 Wt: 280 College: Maryland

Born: May 6, 1968 at Brooklyn, New York

Joined Saints: Unrestricted Free Agent (St. Louis), 1996

PRO: Was originally chosen by the Giants in the fourth round (111th overall) of the 1991 draft. Played three years with New York before signing with the Rams as an unrestricted free agent in 1994. Signed as an unrestricted free agent with the Saints on Mardi Gras day, 2/20/96. Contract runs through 1998 with no option. **1996** — In his first season with the Saints, started all 16 contests, 13 at right tackle and three on the left side in place of an injured William Roaf. . . did not miss an offensive snap all year, one of only two Saints (C Andy McCollum) to have participated in every snap on his respective side of the ball. **1995** — Appeared in 13 games for the Rams, all as a reserve at both left and right tackle. **1994** — Was the Rams' only offensive lineman to start all 16 games. . . opened each contest at left tackle after beating out rookie first-round pick Wayne Gandy for the job in training camp. . . held such sack specialists as Chris Doleman, Rickey Jackson and Derrick Thomas sackless. **1993** — Played in four games for the Giants. **1992** — Was on New York's active roster for the first four games but did not see action. . . was inactive for the next eight games before playing in each of the final three contests as a reserve tackle and in short-yardage situations. **1991** — Spent a majority of his rookie season on injured reserve with an ankle injury sustained in preseason. . . appeared in the final three games as a reserve tackle and on short-yardage downs.

COLLEGE: Was a four-year letterman for the Terrapins, where he saw action at both tackle spots. . . started each of the final 42 games of his career. . . was a first-team All-ECAC and honorable mention All-ACC choice as a senior. . . majored in political science.

PERSONAL: Attended Central Islip (New York) High School, where he played tackle, tight end and defensive end on a 1985 team that won the league championship. . . was named New York's Gatorade Player-of-the-Year after his senior year. . . married (Shari). . . resides in Islip, N.Y. . . full name is Clarence Thomas Jones.

GAMES STARTED/PLAYED: (1991, 0/3); (1992, 0/3); (1993, 0/4); (1994, 16/16); (1995, 0/14); (1996, 16/16). Totals 32/56. Totals with the Saints: 16/16.



61

ED KING

Guard Year With Saints: 3 Year in NFL: 6

Ht: 6-4 Wt: 300 College: Auburn

Born: December 3, 1969 at Fort Benning, Georgia

Joined Saints: Free Agent, 1995


PRO: A five-year NFL veteran with starting experience at both the guard and tackle spots. Was originally selected by Cleveland in the second round (29th overall) of the 1991 draft. Signed as an unrestricted free agent with Green Bay 6/2/94 and was released prior to the regular season by the Packers. Played with the Barcelona Dragons of the World League in the spring of 1995 before sign-

ing with the Saints as a free agent. Contract runs through 1997 with no option. **1996** — Started all 16 games at right guard. **1995** — Appeared in one game with the Saints, did not see action in 14, was inactive for one. **1994** — Did not play football after being released by Green Bay in training camp. **1993** — Saw action in six games, including two starts, with the Browns. . . did not play in three contests and was inactive for seven. . . was switched from right guard to right tackle in training camp, and opened the first two games of the season at the RT post. **1992** — Played in all 16 contests with 14 starting assignments at right guard. **1991** — Opened 15 of the 16 games in which he played at right guard, and was named to numerous all-rookie teams. . . became the first Browns rookie offensive lineman to start a game since 1982.

COLLEGE: Was a consensus All-America in his final season of 1990 when he started every game at left guard and did not allow a sack. . . was nominated for the Outland Trophy, symbolic of the country's best lineman. . . lettered three years for the Tigers (1988-90) and was a starter his final 2 1/2 years. . . gave up his final year of eligibility to enter the draft. . . was a Freshman All-SEC choice in 1988. . . majored in liberal arts.

PERSONAL: Was a three-time all-state selection as a tackle at Central High School in Phenix City, Alabama. . . was a Parade and USA Today All-America, as well as the Alabama Player-of-the-Year by USA Today. . . single. . . resides in Strongsville, Ohio. . . full name is Ed E'Dainia King.

GAMES STARTED/PLAYED: (1991, 15/16); (1992, 14/16); (1993, 2/6); (1995, 0/1); (1996, 16/16). Totals 47/55. Totals with Saints 16/17.



93

WAYNE MARTIN

Defensive Tackle Year With Saints: 9 Year in NFL: 9

Ht: 6-5 Wt: 275 College: Arkansas

Born: October 26, 1965 at Forrest City, Arkansas

Joined Saints: Draft Choice No. 1, 1989

PRO: Was the 19th player taken overall, and third defensive lineman in the 1989 draft behind Burt Grossman (San Diego) and Trace Armstrong (Chicago). Excellent athlete with speed and agility. Played end in the Saints' 3-4 scheme his first six years, before being moved to the under tackle spot in the 4-3 "over-under" defense in 1995. Has evolved into one of the most consistent and well-rounded defensive linemen in the NFL. Equally effective against both the run and the pass. 64.5 career sacks (439 yards lost) places him in third spot on the Saints' all-time list, and first among linemen. His 54.5 sacks since 1992 is tied for fifth-most among defensive linemen and is tied for sixth overall in the NFL during this five-year stretch. Has had 14 multiple-sack performances in his career. Has started 96 consecutive games for the Saints, the longest current streak on the team. Contract runs through 2000 with no option. **1996** — Started all 16 games at left defensive tackle, was fourth on the team with a career-high 88 total tackles (73 solo). . . ranked first on the club and tied for ninth in the NFC with 11 sacks (84.5 yards lost). . . also batted down three passes, recovered a fumble and forced three, which tied for the team-lead. . . marked the third straight year and the fourth time in the last five years he has had double digits in sacks. . . was voted as an alternate to the Pro Bowl. . . at Cincinnati 9/15, marked the third straight game in which he had a sack, and moved him ahead of Frank Warren into third on the Saints' all-time sack list and first among linemen. . . against San Francisco 11/3, marked the 100th start of his NFL career, posted six tackles, all solo, including the Saints' only sack of the day, for a 12-yard loss. . . at Atlanta 11/17, marked the 91st straight game in which he started, tying Rickey Jackson's club record. . . eclipsed record the next week at Tampa Bay 11/24. . . at NY Giants 12/15, registered five tackles, including 2.5

sacks for 18.5 yards lost, the second-most of his career and the most sacks by a Saint since the third game of 1994. . . also forced a fumble. . . was named NFC Defensive Player of the Week for the second time in his career. **1995** — Although he did not make a return trip to the Pro Bowl, Wayne had perhaps the best all-around season of his career. . . started all 16 games at the under tackle spot in his first season as part of a 4-3 in his NFL career, and was the only member of the Saints' front seven to open all 16 contests. . . posted a career-high 77 total tackles (64 solo), which ranked third on the squad and first among linemen. . . 13 sacks, which marked the second-best output of his career, led the team and tied with Philadelphia's William Fuller for first in the NFC and second in the NFL. . . also had an interception, a fumble recovery, a forced fumble, and nine passes defended, which were second on the team. . . came up with six tackles and a pair of sacks in season-opener, vs. San Francisco 9/3. . . registered a season-high nine tackles, including two sacks, vs. Atlanta 9/17. . . in win over Rams, 11/5, the 100th game of his NFL career, tallied seven tackles, including two sacks, and was awarded a defensive game ball. . . earned a defensive game ball in victory vs. Carolina, 11/26, when he had five tackles, a sack and a forced fumble that led to a TD. . . also had two-sack efforts at Carolina, 10/22, and vs. Green Bay, 12/16. . . five multiple sack games marked a career-best. . . first career interception came at Giants, 9/24. **1994** — Turned in one of his most productive seasons in the NFL and was rewarded with his first Pro Bowl appearance. . . finished fourth on the team tackle chart and first among linemen with 73 (59 solo). . . was second on club and 8th in the NFC with 10 sacks for 59 yards lost. . . also forced a fumble and batted down six passes. . . tallied a pair of sacks in back-to-back weeks, at San Francisco 9/25 and vs. Giants 10/2. . . also had two sacks in season-ending win at Denver, 12/24. . . registered a season-high eight tackles (all solo) in win over Atlanta, 11/13, when he was awarded a game ball on defense. . . overall on the year, earned defensive game balls on five occasions. **1993** — Although sack total was down from previous season, continued to be Saints' most effective lineman. . . opened all 16 games at left end for third consecutive season. . . was eighth on team with 68 tackles, tied for third on club and first among linemen with five sacks. . . also recovered two fumbles, forced a fumble and knocked away three passes on the year. . . recorded a season-high eight stops, including a sack, in win at Phoenix 10/31. . . tallied seven tackles on three occasions. **1992** — Broke out to turn in the finest season of his four-year career to that point. . . started all 16 games at left end, led the club with 15.5 quarterback sacks, third in the NFC, third-most in club history, and most-ever by a Saints defensive lineman. . . became the first lineman to lead the Saints in sacks since Jumpy Geathers co-led in 1986. . . finished fourth on the team tackle chart and first among linemen with 70 total stops, including a career-high 11 in season-opener, at Philadelphia 9/6. . . tied for fourth on team with a pair of fumble recoveries, led linemen with five passes defended and three forced fumbles, also recovered two fumbles. . . turned in first two-sack day of his career, at Detroit 10/4, the first of four straight games in which he had a sack. . . recorded two sacks vs. Miami 11/29, followed that up with a seven-tackle, four-sack performance vs. Atlanta 12/3. . . the four sacks tied a club-record, was the most by a player in the NFC in 1992, and earned him NFC Defensive Player-of-the-Week accolades. . . registered a sack in 10 of 16 contests. **1991** — Started all 16 games for first time in three-year career, opening at left end. . . third among defensive linemen with 22 tackles, led that group with three passes defended, second on the unit with 3.5 sacks (29.5 yards lost). . . blocked a John Kidd punt at San Diego 11/17 that was returned 37 yards for a touchdown by Frank Warren. . . recorded a sack in playoff game, vs. Atlanta 12/28. **1990** — Earned starting spot along defensive front, opened the first seven contests at left end. . . sustained a broken fibula vs. Detroit 10/28 and was inactive the following three weeks. . . came back and started the next four games at left end, but sustained a partial tear of the medial collateral ligament in his knee on the first series, vs. Pittsburgh 12/16. . . spent the last two regular season games and the playoff contest at Chicago on injured reserve. . . tallied 30 tackles, four sacks, three passes defended and a forced fumble on the season. **1989** — Brought along slowly in rookie season, played in all 16 contests with increased action as the season wore on. . . tallied initial career sack in pro debut, vs.



Dallas 9/10. . . made 18 stops on season, credited with three solo hits vs. Washington 10/1 and at Buffalo 12/10. . . 2.5 sacks were third among Saints' defensive linemen. . . batted down a pair of passes and recovered two fumbles.

COLLEGE: Started his final three seasons at defensive tackle, earning first team All-America accolades from The Sporting News, AP and UPI as a senior when he registered 13 sacks and 68 tackles, including 18 for loss. . . led the Razorbacks in sacks each season as a starter, ended career with 25.5 QB drops. . . holds degree in criminal justice.

PERSONAL: Was an All-America, all-state and all-district tight end and defensive end at Cross County High School in Cherry Valley, Arkansas. . . was the Saints' recipient of the 1991 Ed Block Courage Award. . . was the NFL's "Extra Effort" award winner for September of 1993, when he donated \$100,000 to help start up a transitional housing program through St. Vincent DePaul Society in New Orleans, an organization which assists the homeless in the city. . . the house, which helps single mothers get back on their feet, opened its doors during the 1995 season. . . brother, Jeff, is a former second-round draft choice of the Los Angeles Clippers of the NBA. . . married (Gladys) with son (Wayne, Jr. 10/6/92) and daughter (Whitley 2/1/94). . . family resides in Cherry Valley, Arkansas. . . full name is Gerald Wayne Martin.

GAMES STARTED/PLAYED: (1989, 0/16); (1990, 11/11); (1991, 16/16); (1992, 16/16); (1993, 16/16); (1994, 16/16); (1995, 16/16); (1996, 16/16). Totals 107/123. **PLAYOFF GAMES STARTED/PLAYED:** (1991, 1/1); (1992, 1/1). Totals 2/2.

Year	TACKLES			SACKS		FUMBLES RECOVERED		
	Tkl	Asst	Tot.	No.	Yards Lost	No.	Yards	TD
1989	13	5	18	2.5	11	2	0	0
1990	24	6	30	4	31	None		
1991	21	1	22	3.5	29.5	1	0	0
1992	53	17	70	15.5	102	2	0	0
1993	55	13	68	5	33	2	0	0
1994	59	14	73	10	59	None		
1995	64	13	77	13	89	1	0	0
1996	73	15	88	11	84.5	1	0	0
Totals	362	84	446	64.5	439	9	0	0

Playoffs

1991	1	1	2	1	14	None		
1992	2	0	2	None		1	0	0
Totals	3	1	4	1	14	1	0	0

Additional Stats: Interceptions: 1995, 1-12 yards. Passes Defensed (34): 1989, 2; 1990, 3; 1991, 3; 1992, 5; 1993, 3; 1994, 6; 1995, 9; 1996, 3. Forced Fumbles (11): 1990, 1; 1991, 1; 1992, 3; 1993, 1; 1994, 1; 1995, 1; 1996, 3. Blocked Kicks: 1991, 1 punt.

Career-Highs

Tackles: 11, at Philadelphia, 9/6/92

Solo Tackles: 8, at Philadelphia, 9/6/92

Sacks: 4, vs. Atlanta, 12/3/92

NFL LEADERS IN SACKS, 1992-96

Player	No.
Bruce Smith	63.0
Leslie O'Neal	62.0
John Randle	62.0
Kevin Greene	61.0
Neil Smith	60.0
Reggie White	56.0
WAYNE MARTIN	55.0
Chris Doleman	55.0
Derrick Thomas	55.0



67

ANDY McCOLLUM

Center/Guard Year With Saints: 4 Year in NFL: 4

Ht: 6-4 Wt: 295 College: Toledo

Born: June 2, 1970 at Akron, Ohio

Joined Saints: Free Agent, 1994


PRO: Played with the Milwaukee Mustangs of the Arena League in the spring of 1994 before going to camp with Cleveland as a free agent. Signed by the Saints off the Browns' practice squad 11/15/94. Played with Barcelona of the World League in the spring of 1995. A strong player who can handle both the center and guard spots. Continues to improve after not playing football his first year out of college (1993). Contract runs through 1998 with no option. **1996** — Started all 16 games at center and did not miss an offensive snap. . . was one of two players on the team to not miss a snap on their respective side of the ball. . . has developed into one of the most consistent centers in the league. **1995** — Did not see action over the first five contests. . . first NFL playing time came in second quarter of win vs. Miami, 10/15, when he came in for Chris Port at right guard. . . also saw time the following week, at Carolina 10/22. . . made first NFL start, at San Francisco 10/29, when he opened at RG, a move necessitated by injury to Richard Cooper. . . opened each of the final nine contests at RG after Port sustained a season-ending neck injury in the 49ers game. . . did not miss an offensive snap during this nine-game stretch. . . proved to be a pleasant surprise, was awarded offensive game balls in victories vs. Carolina (11/26) and at New England (12/3). . . overall on the year, appeared in 11 games with nine starts. **1994** — Was with the Saints for the final six games after being signed off Cleveland's practice squad. . . did not see any action, was inactive for five contests.

COLLEGE: Was an All-MAC performer as a junior and senior. . . started every game each of his final three seasons. . . opened nine games at left guard in his freshman season of 1989. . . was also an Academic All-MAC first-team selection his senior year of 1992 and an honorable mention All-Academic pick in 1991.

PERSONAL: Lettered three times in football and wrestling at Revere High School in Akron, Ohio. . . was an all-league choice in both sports, second-team all-district in football and a state qualifier in

wrestling. . . married (Christy). . . resides in Kenner, where he participated in offseason conditioning program. . . was the 1996 "Goodwill Saint". . . full name is Andrew Jon McCollum.

GAMES STARTED/PLAYED: (1994, 0/0); (1995, 9/11); (1996, 16/16). Totals: 25/27.



92

DARREN MICKELL

Defensive End Year With Saints: 2 Year in NFL: 6

Ht: 6-4 Wt: 291 College: Florida

Born: August 3, 1970 at Miami, Florida

Joined Saints: Unrestricted Free Agent (Kansas City), 1996

PRO: Joined the Saints 3/12/95 after signing as an unrestricted free agent. Spent the first four years of his NFL career with the Kansas City Chiefs, who selected him in the second round of the 1992 Supplemental Draft. Possesses excellent quickness and pass rush ability. Has a propensity to strip the ball, has been credited with nine forced fumbles in his career, including seven over the last three years. Contract runs through 1998 with no option. **1996** — Started 12 games at closed end and recorded 33 total tackles, 26 solo. . . tallied three sacks for 16 yards, two passes defended and a forced fumble. . . served a four-game suspension in accordance with the NFL Policy and Program for Drugs of Abuse and Alcohol, causing him to miss games 6-9. . . during the seven games following his return, came up with 23 total tackles, three sacks, a forced fumble and two passes defended. . . had a sack in three of his last five games. . . against Atlanta 12/8, posted six tackles, four solo, a sack for four yards, a forced fumble and a pass defended that led to an interception. **1995** — Played in 12 games with the Chiefs, including five starts at right end. . . was inactive for four contests, three with a shoulder injury and one with an ankle ailment. . . recorded 17 total tackles on the year, including 5.5 sacks, which ranked third on the club. . . also tallied a fumble recovery, two forced fumbles and two passes defended. . . turned in the first two-sack effort of his career, vs. Denver 12/17, when he caused a fumble which was recovered by Vaughn Booker, who went 14 yards for a TD. **1994** — Emerged as the starter at right defensive end for the Chiefs, and opened 13 games there. . . tallied a career-high 37 total tackles and seven sacks. . . sack total ranked third on the team. . . also defended a pass, recovered a fumble and forced four, which were third on the club. . . all seven sacks came in the final 10 games of the year. . . had a season-high five tackles, including a sack and a fumble recovery, in win over Raiders, 11/6. **1993** — Played in all 16 games with one start, vs. Seattle 1/2 in season finale. . . registered 21 tackles, a sack, a fumble recovery, two forced fumbles and two passes defended on the season. . . first career sack came at Seattle, 12/5, when he stripped the ball from QB Rick Mirer, and was picked up by Derrick Thomas who returned it 86 yards for a TD. **1992** — Signed with Kansas City 9/15 after being chosen in the second round of the August 27 Supplemental Draft. . . was under an NFL roster exemption for two games, was activated 9/29. . . was placed on injured reserve the following day with a knee injury. . . spent 11 weeks on I/R, was activated for the season finale, vs. Denver 12/26.

COLLEGE: Left Florida with one year of eligibility still remaining. . . in 17 career games for the Gators, recorded 51 tackles and 3.5 sacks, three fumble recoveries and an interception. . . scored two touchdowns in his college career, one on an interception return and another following a fumble recovery. . . majored in sociology.

PERSONAL: Attended Miami (Fla.) Senior High School, where he was one of the top five prospects at DE/OLB as a senior. . . won the Nick Kotys Award as Dade County's top prep player in 1988, when he was also a first team all-state choice in the 5A class. . . was the top reserve on the basketball team, which was nationally ranked his senior season. . . formed a youth football league in


the Overtown section of Miami, where he was raised. . . single. . . lives in MirMar, Florida. . . full name is Darren Mickell.

GAMES STARTED/PLAYED: (1992, 0/1); (1993, 1/16); (1994, 13/16); (1995, 5/12); (1996, 12/12). Totals 31/57. Totals with Saints 12/12. **PLAYOFF GAMES STARTED/PLAYED:** (1992, 0/1); (1993, 0/3); (1994, 1/1); (1995, 0/1). Totals 1/6.

Year	TACKLES			SACKS	
	Tkl	Asst	Tot.	No.	Yards Lost
1992 (K.C.)	1	0	1	None	
1993 (K.C.)	16	5	21	1	3
1994 (K.C.)	31	6	37	7	26.5
1995 (K.C.)	12	5	17	5.5	56.5
1996	26	7	33	3	16
Totals	86	23	109	16.5	102

Additional Stats: Fumbles Recovered (3): 1993, 1; 1994, 1; 1995, 1. Forced Fumbles (9): 1993, 2; 1994, 4; 1995, 2; 1996, 1. Passes Defended (7): 1993, 2; 1994, 1; 1995, 2; 1996, 2.

Year	TACKLES			SACKS	
	Tkl	Asst	Tot.	No.	Yards Lost
1992 (K.C.)	None			None	
1993 (K.C.)	4	2	6	None	
1994 (K.C.)	5	0	5	None	
1995 (K.C.)	None			None	
Totals	9	2	11	0	0



25

ALEX MOLDEN

Cornerback Year With Saints: 2 Year in NFL: 2

Ht: 5-10 Wt: 190 College: Oregon

Born: August 4, 1973 at Detroit, Michigan

Joined Saints: Draft Choice No. 1, 1996

PRO: The selection of Alex Molden represented the first time in their 31-year history that the Saints have chosen a defensive back in the first round. Molden is just the second player that the Saints have selected from Oregon. Molden was the first defensive back selected in the draft, with the 11th overall selection. A superior athlete with excellent speed, leaping ability and instincts, Molden excels in bump-and-run technique. Contract runs through 2002 with no option. **1996** — Was inactive for each of the first two games with a sprained ankle sustained in the final preseason game. . . served as the nickel back each of the final 14 games, which included two starts. . . was credited with 21 total tackles, 17 of them solo. . . tied for third on the team with two interceptions, which are the most by a Saints rookie since 1991. . . recorded two sacks for 27 yards lost, and three passes defended on the year. . . also recorded two tackles on special teams. . . at Atlanta 11/17, registered six tackles, all solo, and the first interception of his career. . . at St. Louis 12/21, registered four tackles, including his only two sacks of the year.

COLLEGE: Started 10 games at cornerback his senior season and registered 44 tackles, three

INTs and nine passes defended. . . was named a first-team All-Pac 10 choice and a second-team All-America. . . was coached his senior season by former Dallas Cowboys defensive back Charlie Waters, who was Oregon's defensive coordinator/secondary coach. . . played in the East-West Shrine Game. . . opened 42 of 44 games in his four-year career, all at left cornerback. . . posted 189 tackles, 10 interceptions and 55 passes defended. . . his first three years at Oregon, was coached by St. Louis head coach Rich Brooks. . . was a first-team all-conference pick as a junior when he was credited with a career-high 51 tackles, three INTs and 16 passes defended. . . sustained torn knee ligaments in the Independence Bowl following his freshman year. . . was a Freshman All-America selection in 1992. . . majored in psychology and is near completion of his degree requirements.

PERSONAL: Was an All-State Class 5A first-team pick at Sierra High School in Colorado Springs, Colorado. . . in addition to playing defensive back, also saw action at tailback and as a punt returner. . . while in high school attended a summer football camp in Greeley, Colorado run by Sam Pagano, father of Saints defensive assistant John Pagano. . . as a junior in high school, was named MVP of the camp. . . off the field likes to read, bowl and play chess. . . donated \$5,000 to Boys and Girls Club of New Orleans and \$5,000 to his hometown Boys and Girls Club in Colorado. . . also contributes \$1,000 per interception to both clubs. . . single. . . full name is Alex M. Molden.

GAMES STARTED/PLAYED: (1996, 2/14)

Year	TACKLES			INTERCEPTIONS			
	Tkl	Asst	Tot.	No.	Yds.	LG	TD
1996	17	4	21	2	2	2	0

Additional Stats: Sacks (2): 1996, 2-27 yards lost. Passed defended (3): 1996, 3.



30

ANTHONY NEWMAN

Safety Year With Saints: 3 Year in NFL: 10

Ht: 6-0 **Wt:** 200 **College:** Oregon

Born: November 25, 1965 at Bellingham, Washington

Joined Saints: Free Agent, 1995

PRO: A veteran defensive back who signed with the Saints 8/28/95, a day after being released by St. Louis. Was selected by the Rams in the second round of the 1988 draft (35th overall). Has played both safety and cornerback in his 9-year NFL career. Contract runs through 1997 with no option. **1996** — Opened all 16 matchups at strong safety. . . was fifth on the club with a career-high 81 total tackles, 60 solo. . . tied for the club-lead with three interceptions, including a team-high 40 INT return yards. . . three INTs mark the second-highest output of his career. . . was third on the squad with nine passes defended. . . recovered two fumbles and forced one as well. . . also made three stops on special teams. . . against Jacksonville 10/6, recorded a season-high nine tackles, seven solo. . . knocked down a pass in the end zone on game's final play to preserve win. . . also had a tackle on punt coverage. . . at Tampa Bay, posted five tackles and recovered a career-high two fumbles, one of which he caused. . . at NY Giants 12/15, returned an interception 21 yards, the longest return by a Saint on the year. . . next week at St. Louis 12/21, had an INT return of 19 yards. **1995** — Played in 12 games, primarily on special teams, in his first season with the Saints. . . tallied four tackles and a pass defended. . . started at right cornerback, vs. St. Louis 11/5, as Saints opened with six DBs. . . recorded seven tackles and a forced fumble on special teams, where his tackle total ranked sixth on the squad. . . caught first career pass, vs. Miami 10/15, when he hauled

in an 18-yard pass from Klaus Wilmsmeyer to convert a fourth down on a fake punt. . . was inactive for four contests on the year, including three of the last four with a sprained ankle. **1994** — Started 14 of the 16 games in which he played at free safety for the Rams. . . finished ninth on the team with 40 total tackles, tied for third with two interceptions. . . accounted for the second touchdown of his career when he took an interception back 22 yards for a score, vs. Washington 12/24. **1993** — Opened all 16 contests for the second consecutive season. . . was fifth on club with 64 total stops, and tied for fourth with four passes defended. **1992** — Started all 16 matchups for the initial time in his career. . . opened the first seven games at free safety and the final nine at strong safety. . . was second in tackles (71), tied for first with a career-high four interceptions, and third with a career-best nine passes defended. . . also recovered three fumbles on the year, which ranked second on the squad. . . had an interception in each of the first three games. . . recorded a career-high 12 tackles (11 solo), vs. San Francisco 10/4. **1991** — Appeared in all 16 games, started one at strong safety. . . in only start of the year, vs. Atlanta 12/8, posted a season-high six solo stops. . . recorded first career touchdown, vs. Green Bay 9/29, when he picked up a Vai Sikahema fumble in the air and raced 17 yards into the end zone. . . tallied first career sack, vs. Kansas City 11/10. . . in season finale, at Seattle 12/22, tallied five solo tackles and returned a Dave Krieg pass for a career-long 58-yard return. **1990** — Started six of the 16 games in which he played. . . had a season-high eight tackles (7 solo) and two passes defended, vs. Philadelphia 9/23. **1989** — Appeared in 15 games, majority of action came in nickel and dime situations. . . registered 45 total stops on defense and ten more on special teams, which were third on the team. . . spent the final game of the regular season and playoffs on injured reserve with a fractured elbow. . . made first career start, at strong safety in place of an injured Michael Stewart, vs. Saints 10/22. **1988** — Played in all 16 contests, mostly on special teams where he was credited with eight tackles. . . came up with first career interception, vs. Seattle 10/23.

COLLEGE: Was an All-Pac 10 selection as a senior when he registered 85 total tackles. . . also led the team in passes defended with 11 and had three fumble recoveries and one forced fumble. . . was an honorable mention all-conference choice his junior year. . . played at Oregon for current St. Louis head coach Rich Brooks.

PERSONAL: Was a two-time All-Metro League choice at Beaverton (Ore.) High School, where he was a first-team all-state pick and the State Player-of-the-Year by the Oregonian. . . also lettered four times as an outfielder, and was selected by the Toronto Blue Jays in the 1984 Baseball Draft. . . married (Teri) with daughter (Baylee 1/25/94) and son (Anthony, Jr. (A.J.) 3/9/96). . . family resides in West Linn, Oregon. . . full name is Anthony Q. Newman.

GAMES STARTED/PLAYED: (1988, 0/16); (1989, 1/15); (1990, 6/16); (1991, 1/16); (1992, 16/16); (1993, 16/16); (1994, 14/16); (1995, 1/12); (1996, 16/16). Totals 71/139. Totals with Saints 17/28. **PLAYOFF GAMES STARTED/PLAYED:** (1988, 0/1).

Year	TACKLES			No.	INTERCEPTIONS		
	Tkl	Asst	Tot.		Yards	LG	TD
1988 (Rams)	21	1	22	2	27	27	0
1989 (Rams)	52	3	55	None			
1990 (Rams)	45	9	54	2	0	0	0
1991 (Rams)	28	4	32	1	58	58	0
1992 (Rams)	64	11	75	4	17	17	0
1993 (Rams)	51	17	68	None			
1994 (Rams)	31	9	40	2	46	24	1
1995	8	3	11	None			
1996	63	21	84	3	40	21	0
Totals	363	78	441	14	188	58	1

Additional Stats: Passes Defensed (43): 1988, 2; 1989, 1; 1990, 7; 1991, 3; 1992, 9; 1993, 4; 1994, 7; 1995, 1; 1996, 9. Fumbles Recovered (7-17 yards, 1 TD): 1991, 1-17 yards, 1 TD; 1992, 3; 1994, 1; 1996, 2. Forced Fumbles: 1995, 1; 1996, 1. Receptions: 1995, 1-18 yards.



13

DOUG NUSSMEIER

Quarterback Year With Saints: 4 Year in NFL: 4

Ht: 6-3 Wt: 211 College: Idaho

Born: December 11, 1970 at Portland, Oregon

Joined Saints: Draft Choice No. 4, 1994

PRO: Was the Saints' fourth-round draft choice (116th overall, 4th quarterback) in 1994. Marked the second-highest selection ever by the Saints of a quarterback in the regular draft (Archie Manning, first round of 1971). Tough, durable quarterback with good mobility. Contract runs through 1997 with no option. **1996** — Appeared in two games with one start. . . completed 28 of 50 for 272 yards with a long of 57, a TD and an INT. . . also rushed for six yards on three attempts. . . against St. Louis, came in for Jim Everett in the third quarter after Everett left with a concussion. . . in his first NFL action, completed 7 of 15 for 101 yards with a long of 50. . . first NFL completion was a 50-yarder to Mercury Hayes. . . in his first NFL start against Atlanta 12/8, connected on 21 of 35 for 171 yards, including a 57-yard TD to Terry Guess, his first NFL TD pass. . . also threw one INT. **1995** — Was the third quarterback in all 16 regular season contests. . . in four preseason outings, completed 16 of 27 (59.3%) for 132 yards with no TDs and no INTs. **1994** — Was designated as the third quarterback for all 16 regular season games. . . in four preseason games, completed 22 of 38 (57.9%) for 204 yards with two interceptions.

COLLEGE: In four years, established school and conference records for total offense (309.2 per game) and touchdown passes (91). . . finished first on Idaho's all-time chart for passing yards (10,824) and second in completions (746) and attempts (1,225). . . career passer efficiency rating of 154.4 was a Division I-AA record. . . as a senior, completed 185 of 304 for a career-high 33 TDs and just five INTs, led team to I-AA semi-finals, was a unanimous I-AA All-America and was the recipient of the Walter Payton Award as the top player in I-AA. . . was redshirted in 1989. . . played in the East-West Shrine Game and the Senior Bowl. . . holds degree in marketing.

PERSONAL: Was an All-Three Rivers League first-team pick at defensive back, and a second-team choice at quarterback as a senior at Lakeridge High School in Lake Oswego, Oregon. . . led team to state title his senior season, the only year he played quarterback. . . also lettered in bas-

ketball and baseball. . . in basketball, led team in scoring and rebounding as a senior, when he was third-team all-state selection, first team all-league and first team all-tournament. . . single. . . resides in New Orleans. . . full name is Douglas Keith Nussmeier.

GAMES STARTED/PLAYED: (1996, 1/2) Totals 1/2.

Year	PASSING					RUSHING				
	Att.	Comp.	Yds.	Int.	LG	TD	No.	Yds.	LG	TD
1996	50	28	272	1	57	1	6	3	6	0



WILLIAM ROAF

Tackle Year With Saints: 5 Year in NFL: 5

Ht: 6-5 Wt: 300 College: Louisiana Tech

Born: April 18, 1970 at Pine Bluff, Arkansas

Joined Saints: Draft Choice No. 1a, 1993

PRO: Selected by the Saints in the first round (8th player overall, 1st offensive lineman) of the 1993 draft with a choice obtained from Detroit for LB Pat Swilling. Is the first player from a Louisiana college ever taken by the Saints in the first round, and the first player the Saints have ever drafted from Louisiana Tech. Possesses excellent combination of size, strength and quickness. After playing all year at right tackle in his rookie season, was moved to the left side in 1994. Has evolved into one of the best tackles in the league. From 1993-1996, had a string of 57 consecutive games in which he started, which ran through the ninth game of 1997. Contract runs through 2003 with no option. **1996** — Made his third consecutive trip to the Pro Bowl after suffering a partial tear of the medial collateral ligament in his knee against San Francisco 11/3. . . is the fifth Saint to be selected to the Pro Bowl three or more straight years. . . started each of the first nine games at left tackle and did not miss an offensive snap through the first eight. . . sustained a partial MCL tear. . . was inactive for three contests, games 10-12. . . overall, started all 13 games in which he played. . . against San Francisco 11/3, injury sustained ended a streak of 3,392 straight offensive plays in which Roaf had participated. . . had not missed a snap in his NFL career prior to that. . . against Houston 11/10, was declared inactive, ending a streak of 57 straight games in which he had played and started. . . streak was the longest of any Saints offensive player. **1995** — Made his second consecutive trip to the Pro Bowl, the first offensive lineman in team history to be voted more than once. . . started all 16 games at left tackle and was in for every offensive play. . . was selected to virtually every All-Pro team. . . was also the NFL Alumni Association's Offensive Lineman-of-the-Year. . . was awarded an offensive game ball in win over Carolina, 11/26. **1994** — Became just the fourth offensive lineman and first tackle in club history to be voted to the Pro Bowl. . . was a consensus first-team All-Pro choice, as well as the NFLPA's NFC Offensive Lineman-of-the-Year. . . started all 16 games at left tackle and did not miss an offensive snap for the second straight year. . . was awarded offensive game balls in wins vs. Atlanta 11/13, at Atlanta 12/11 and at Denver 12/24. **1993** — Started all 16 games at right tackle and did not miss an offensive snap. . . was one of only two linemen to open all 16 contests. . . was the first Saints rookie to start all 16 games since CB Robert Massey in 1989, and the first Saints rookie offensive lineman to open every regular season game since G Brad Edelman started all nine in 1982. . . was awarded an offensive game ball in win at Rams, 10/3, as Saints totaled 359 yards of total offense, including 154 on the ground (4.8 avg.). . . was voted to every all-rookie team.

COLLEGE: Was a finalist for the Outland Trophy his senior season, when he yielded just one sack in his only year at right tackle. . . was an All-Southern Independent choice as a junior when he start-

ed every game at left tackle, also started every contest at left tackle as a sophomore. . . was coached at Tech by former Eagles and Saints offensive lineman Pete Perot. . . played in the Hula Bowl and the East-West Shrine Game. . . majored in sociology.

PERSONAL: Was an all-district choice in football, and was the power forward on the basketball team at Pine Bluff (Arkansas) High School. . . ran for a touchdown on a tackle-eligible play in his senior year. . . father is a dentist in Pine Bluff, and mother is a member of the Arkansas State Supreme Court. . . as a seventh-grader, worked as a page in the Arkansas State Capitol in Little Rock for President Bill Clinton, then Governor of Arkansas. . . in 1996, purchased 20 season tickets for youth-at-risk in the New Orleans area, giving 200 local youth the opportunity to see the Saints in action. . . single. . . resides in Kenner. . . full name is William Layton Roaf.

GAMES STARTED/PLAYED: (1993, 16/16); (1994, 16/16); (1995, 16/16); (1996, 13/13). Totals 61/61.




AUSTIN ROBBINS

Defensive Tackle Year With Saints: 2 Year in NFL: 4
Ht: 6-6 Wt: 290 College: North Carolina
Born: March 1, 1971 at Washington, D.C.
Joined Saints: Trade (Oakland), 1996

PRO: A young lineman with a great deal of strength. Acquired by the Saints from Oakland, 8/25/96, in exchange for an undisclosed draft choice. Originally the fourth-round draft choice of the Raiders in 1994 (120th overall). Contract runs through 1997 with no option. **1996** — Appeared in 15 contests, including seven starts at right defensive tackle. . . was credited with 29 tackles, 22 solo, and a sack. . . at Cincinnati 9/15, saw most extensive action of the season, participating in more than 40% of the defensive plays. . . at St. Louis 12/21, recorded three tackles, including his first sack of the season. **1995** — Played in all 16 games with two starts along the defensive line. . . recorded 21 total tackles, two sacks (12 yards lost), a pair of fumble recoveries and a pass defended. . . returned a fumble six yards for his only pro touchdown in Oakland's 48-17 victory over Philadelphia, 9/24. **1994** — Appeared in each of the first two contests in his rookie season, and was credited with two tackles. . . was inactive for each of the final 14 games.

COLLEGE: Was a four-year letterman for the Tar Heels and an All-ACC pick as a senior when he tallied 48 tackles, including 10 for loss, and six sacks. . . was named UNC's Outstanding Defensive Lineman his sophomore season. . . started five contests as a redshirt freshman. . . posted 14 career sacks. . . played in the East-West All-Star Game following his senior year. . . majored in speech communications.

PERSONAL: Was an all-conference linebacker as a senior at Howard D. Woodson High School in Washington, D.C. . . was all-conference at defensive end his junior season. . . also played defensive tackle, offensive guard, offensive tackle and tight end. . . lettered three times in track where he performed the shot put and the discus. . . single. . . full name is Austin Dion Robbins.

GAMES STARTED/PLAYED: (1994, 0/2); (1995, 2/16); (1996, 7/15). Totals: 9/33. Totals with Saints 7/15.

Year	TACKLES			SACKS	
	Tkl	Asst	Tot.	No.	Yards Lost
1994 (Oak.)	2	0	2	None	
1995 (Oak.)	18	3	21	2	12
1996	22	7	29	1	2
Totals	42	10	52	3	14

Additional Stats: Fumbles Recovered (2): 1995, 2 - 1 returned for TD. Passes Defensed (1): 1995, 1.




MARK ROYALS

Punter Year With Saints: 1 Year in NFL: 9
Ht: 6-5 Wt: 215 College: Appalachian State
Born: June 22, 1964 at Hampton, Virginia
Joined Saints: Free Agent, 1996

PRO: Signed by the Saints 4/25/97. A steady and dependable punter. Can also hold for kicks. Excellent placement punter who is willing to give up distance for accuracy. Played in his 100th NFL contest during the 1996 season. Led the AFC in punts inside the 20 in 1993 and 1994. Led the NFL in that category in 1994. Ranks fourth on the Steelers' all-time list with 259 career punts. Has had only four punts blocked in 548 career punts (two were blocked in 1995 and one in 1996). Signed by the Lions as an unrestricted free agent in April, 1995. Was signed by the Steelers as a Plan B free agent in 1992. Started his career as a free agent with the Dallas Cowboys in 1986. Spent time in several training camps before winning a job in Tampa Bay in 1990. Contract runs through 1998 with no option. **1996** — Played in his 100th NFL contest against Tampa Bay 9/8. . . punted 10 times against the Bucs, his highest total as a Lion. . . posted the best single season average of his career, 43.8, despite battling through injuries. . . placed 11 punts inside the 20-yard line, including one that went out at the two-yard line at Philadelphia, 9/15. . . boomed a season-high 60 yarder and averaged 49.7 on seven punts against Chicago, 9/22. . . averaged a season-high 49.8 yards and had a punt blocked for a safety against NY Giants, 10/27. **1995** — Booted a career-long 69-yarder at Minnesota, 9/10, and dropped three inside the 20 on the Vikings. . . against San Francisco 9/25, a Monday Night Football win for the Lions, averaged 48.0 yards per kick. . . averaged 54.0 yards on his two punts at Washington 10/22, the highest single-game total of his career. . . had his best game of the season at Atlanta 11/5, averaged 48.8 yards on six punts with one kick inside the 20 and no touchbacks. . . also had a 58-yarder go out of bounds at the Falcon one-yard line that was nullified by a penalty. **1994** — Led the NFL with 35 punts inside the 20. . . set Steelers' record with a career-high 97 punts, which led the AFC. . . averaged 46 yards per punt in nine punts with four inside the 20 against Cincinnati 10/16. . . also booted a 60-yarder against the Bengals. . . tied his career high with 11 punts against Houston 11/6. . . dropped eight inside the 20. . . punted five times for 226 yards, a 45.2 yard average, including a career-long 64-yarder against the L.A. Raiders 11/27. . . averaged 44.4 yards per punt with a long boot of 55 yards in the AFC Championship Game against San Diego 1/15. **1993** — Set Steelers' record with 89 punts. . . had the fewest touchbacks in the AFC with three. . . led the conference with 28 punts inside the 20. . . boomed 22 punts of 50 yards or more. . . booted a season-long 61-yarder at Los Angeles Rams 9/12. . . had 13 punts inside the 20, with only one touchback in the first eight games, including three each in consecutive games at Atlanta 9/27, and against San Diego 10/10. . . earned AFC Special Teams Player of the Week honors for his performance against Buffalo 11/15. . . booted a 58-yarder and dropped three inside the 20 against the Bills. . . set a career-high with 11 punts against New

England 11/5. **1992** — Finished the year with a 42.7-yard average, good for fifth in the AFC and 12th in the NFL. . . booted 14 punts over 50 yards. . . in the season opener at Houston 9/6, he had two 51-yard punts. . . averaged 48.0 yards per kick in five punts at Buffalo 11/8. . . totaled a season-high six punts three times, at San Diego 9/20, against Detroit 11/15, and against Minnesota 12/20. . . dropped two-of-three punts inside the 20 in a playoff game against Buffalo 1/9. **1991** — Broke Tampa Bay's team record with 22 punts inside the 20, which tied for fourth in the NFC. . . averaged 40.3 yards in 84 punts. . . averaged 44.6 yards in five punts against Chicago 9/8. . . punted six times for a season-high average of 46.8 yards per kick at New Orleans 10/20. **1990** — Beat out Chris Mohr in preseason to win job in Tampa Bay. . . broke Bucs' record with 16 punts fair caught. . . was named Bucs' special teams player of the game twice. . . earned the honors with a 51.7 average, with a career-long 62-yarder, in three punts against Dallas 10/21, and with a 46.0 average in six punts against New Orleans 11/11. **1989** — Signed with Miami as a free agent. . . was waived 8/28. **1988** — Was signed by St. Louis as a free agent. . . released 7/27. **1987** — Punted in one game each for St. Louis and Philadelphia as a strike replacement player. . . for the Cardinals, he punted at Washington 10/4, totaled 222 yards in six punts, with two inside the 20. . . with the Eagles, he punted against Green Bay 10/18, averaged 41.8 yards in five punts with a long of 48 and one inside the 20. **1986** — Signed by Dallas as an undrafted rookie. . . was released 8/8.

COLLEGE: Finished his college career holding six school records: most single game punting yards (512), single-season punting yards (3,529), career punting yards (9,670), single game punts (13), single season punts (85), and career punts (231). . . punted for three years, with a 42.0 average. . . was fourth in Division I-AA with a 41.5-yard average as a senior. . . earned All-Southern Conference honors in 1983, second-team in 1984-85, and honorable mention I-AA All-America in 1984-85. . . transferred to Appalachian State from Chowan (N.C.) Junior College. . . graduated with a degree in political science.

PERSONAL: Graduated from Mathews (Va.) High School. . . lettered in football and baseball. . . all-state selection in football and all-district centerfielder. . . has interest in broadcasting career after playing days are over. . . has worked at television stations in Tampa and Detroit during the season and the offseason. . . donated \$100 to the Boys and Girls Club of North Oakland County for every punt downed inside the 20-yard line. . . active in community with Project Bundle-Up and Boys and Girls Clubs. . . married (Kimberly). . . full name is Mark Alan Royals.

GAMES PLAYED: (1987, 2); (1990, 16); (1991, 16); (1992, 16); (1993, 16); (1994, 16); (1995, 16); (1996, 16). Totals: 114.

PLAYOFF GAMES PLAYED: (1992, 1); (1993, 1); (1994, 2); (1995, 1). Totals 5.

	PUNTING							
Year	No.	Yds.	Avg.	Net	TB	IN20	LG	BK
1987 (Phi./St.L)	11	431	39.2	23.3	1	3	48	0
1990 (Tampa Bay)	72	2902	40.3	34.0	5	8	62	0
1991 (Tampa Bay)	84	3389	40.3	32.3	6	22	56	0
1992 (Pittsburgh)	73	3119	42.7	35.6	9	22	58	1
1993 (Pittsburgh)	89	3781	42.5	34.2	3	28	61	0
1994 (Pittsburgh)	97	3849	39.7	35.7	6	35	64	0
1995 (Detroit)	57	2393	42.0	31.0	6	15	69	2
1996 (Detroit)	69	3020	43.8	33.4	8	11	60	1
<hr/>								
Totals	552	22884	41.5	33.7	44	144	69	4

Playoffs	No.	Yds.	Avg.	Net	TB	IN20	LG	BK
1992 (Pittsburgh)	3	112	37.3	30.7	1	2	44	0
1993 (Pittsburgh)	6	268	44.7	35.3	1	1	51	0
1994 (Pittsburgh)	10	413	41.3	29.1	4	2	55	0
1995 (Detroit)	5	187	37.4	34.8	0	1	48	0

Totals	24	980	40.8	32.5	6	6	55	0
---------------	-----------	------------	-------------	-------------	----------	----------	-----------	----------

Career-Highs

Punts: 11, vs. New England, 11/5/93; vs. Houston, 11/16/94

Average: 54.0 at Washington, 10/22/95

Long Punt: 69 at Minnesota, 9/10/95

Inside-the-20: 8 vs. Houston, 11/16/94



HEATH SHULER

Quarterback Year With Saints: 1 Year in NFL: 4

Ht: 6-2 Wt: 216 College: Tennessee

Born: December 31, 1971 at Bryson City, North Carolina

Joined Saints: Trade (Washington), 1997

PRO: Acquired from the Redskins for a fifth-round draft choice in 1997 and a third-round in 1998 on 4/17/97. Shuler was selected by Washington with the third overall pick of the 1994 NFL Draft. An athletic quarterback with a strong arm and good mobility. Contract runs through 2000 with no option. **1996** — Took one snap in the third quarter against San Francisco 11/24. **1995** — Was frustrated by injuries that limited him to five starts on the season. . . Redskins posted a 3-2 record during that time. . . completed 66 of 125 with three touchdowns and seven interceptions. . . completed 58 of his final 104 passes for 664 yards, three TDs and only two interceptions. . . started the season opener against Arizona 9/3, but suffered a grade-one sprain of the AC joint in his right shoulder on a hit by Clyde Simmons in the second quarter. . . returned to the field late in a loss to the Chiefs 11/5. . . at Dallas 12/3, became the youngest quarterback to beat the Cowboys, since 23-year old Jim Everett did it in 1986. . . two weeks later his season was cut short at St. Louis 12/17, when he suffered a broken right fifth finger on the final offensive play of the first half. **1994** — Shuler became the first rookie to start at QB for the Redskins since Norm Snead in 1961. . . over the final month of the regular season, no other quarterback in the NFC East threw more touchdown passes or had more passing yards than Shuler. . . his 914 passing yards and six TDs were tops and fourth best among NFC quarterbacks. . . in back to back games, threw for 278 yards at Tampa Bay 12/4, and 286 at Arizona 12/11. . . the only other active quarterback who threw for 275 or more yards in consecutive weeks was John Elway in 1983. . . also marked the third and fourth best rookie passing games in Redskins history. . . set a Redskins rookie record averaging 190 yards per start, breaking Norm Snead's mark of 167 yards per start set in 1961. . . his 4.6 interception percentage was the best mark ever by a Redskins rookie QB. . . became only the second rookie in NFL history to throw two touchdown passes of more than 75 yards in the same game (Jacky Lee, Houston), with an 81-yarder and a 77-yarder at Tampa Bay 12/4.

COLLEGE: Shuler finished second in the balloting for the Heisman Trophy. . . in just two seasons as a starter for the Volunteers, left Tennessee third on the school's all-time passing list with 4,088 yards and fourth on the all-time total offense chart (4,471). . . tied or broke six UT records including most TD passes in a game (five vs. Florida 1993), season (25 in 1993) and career (36). . . in 1993, he was a consensus second-team All-America and a first-team All-SEC. . . he was also named the

SEC's Offensive Player of the Year and was honored by the Touchdown Club of Washington as the NCAA Back of the Year. . . threw 17 touchdown passes in the first five weeks of the 1993 season. . . set a school record against Duke 10/2, completing 16 of 18 passes for an 88.9% completion rate. . . as a sophomore, led the Volunteers to a 9-3 record and a Hall of Fame Bowl victory. . . was voted the game's MVP. . . rushed for 11 touchdowns on the season, the most ever by a Volunteer QB. . . majored in marketing. . . carried a 3.88 GPA his last semester at Tennessee.

PERSONAL: Led Swain County (North Carolina) High School to a 40-5 record and three state championships. . . as a senior, was named first-team All-America by Parade Magazine and USA Today. . . he was also chosen I-A player of the year as a junior and senior and was first-team All-State defensive back as a two-year starter at safety. . . completed 389 of 695 for 7,684 yards and 74 TDs. . . also rushed for 2,530 yards and 30 TDs. . . high-jumped 6-9 to win the state championship. . . batted .390 as a starting catcher on the baseball team and played center on the basketball team. . . has been active in Boys and Girls Clubs both in college and in the pros. . . as a fifth-grader, his father challenged him to give up something he loved to test his mental discipline. They chose soft drinks and his father told him if he could go 25 years without one, he would give him \$1,000. Heath hasn't had one since. . . single. . . full name is Joseph Heath Shuler.

GAMES STARTED/PLAYED: (1994, 8/11); (1995, 5/7); (1996, 0/1). Totals: 13/19.


Year	Att.	Comp.	PASSING				No.	RUSHING			TD
			Yds.	Int.	LG	TD		Yds.	LG	TD	
1994 (Wash.)	265	130	1658	12	81t	10	26	103	26	0	0
1995 (Wash.)	125	66	745	7	44	3	18	57	13	0	0
1996 (Wash.)	None						1	0	0	0	0
Totals	390	196	2403	19	81t	13	45	160	26	0	0

Career-Highs

Attempts: 35, at Tampa Bay, 12/18/94
 Completions: 17, at NY Giants, 12/10/95; vs. Tampa Bay, 12/18/94
 Comp. Pct: 83%, vs. Seattle, 11/19/95
 Yards Passing: 286, at Arizona, 12/11/94
 Long Pass: 81t, at Tampa Bay, 12/4/94
 TDs Passing: 2, at Philadelphia, 10/9/94; at Tampa Bay, 12/4/94; vs. Tampa Bay, 12/18/94
 Interceptions: 5, vs. Arizona, 10/16/94
 Rushes: 9, at Dallas, 12/3/95
 Yards Rushing: 38, at Arizona, 12/11/94
 Long Run: 26, at Arizona, 12/11/94

TURNING POINT

For the Saints, one of the most telling statistics in determining the outcome of a game has been turnovers. Since 1987, the Saints have posted a record of 70-40 in games where they have turned the ball two or fewer times, and a 18-35 mark when they turned it over more than twice. During this same time, they are 43-63 when the defense has produced two turnovers or less, and 44-13 when they have forced more than two.



91

BRADY SMITH

Defensive End Year With Saints: 2 Year in NFL: 2

Ht: 6-5 **Wt:** 260 **College:** Colorado State

Born: June 5, 1973 at Royal Oak, Michigan

Joined Saints: Draft Choice No. 3, 1996

PRO: Drafted by the Saints in the third round of the 1996 draft (70th overall), Smith was the first player from Colorado State ever drafted by the Saints. An aggressive pass rusher, he is a quick player with a non-stop motor. Contract runs through 1998 with no option. **1996** — Played in all 16 games as both an end in base defense and in nickel. . . tallied 17 tackles (15 solo), including two sacks (21 yards lost). . . started four contests at open end. . . also recorded five stops on special teams, which tied for sixth on the team. . . against Carolina 9/8, as a sub, recorded two tackles (both solo), including the first sack of his NFL career (13 yards lost). . . started at open end against San Francisco 11/3, posted two tackles, including one of six sacks by the Saints.

COLLEGE: Finished his four-year career with the Rams with 128 tackles, including 42 for loss, and a school record 27 sacks. . . also forced five fumbles and broke up seven passes. . . was an All-WAC pick and the conference Defensive-Player-of-the-Year as a senior when he opened every game at right defensive end and recorded a career-high 65 tackles, including 19 for loss, a school-record 15 sacks and four forced fumbles. . . registered a career-best four sacks against BYU. . . played in the East-West Shrine Game. . . earned degree in liberal arts.

PERSONAL: Was an all-conference and all-area first-team choice as an outside linebacker at Barrington (Ill.) High School. . . was the team co-captain as a senior. . . also lettered in track, performing the discus and shot put. . . father, Steve, was a defensive end at the University of Michigan, 1963-65, and was a fifth-round draft choice of San Francisco in 1966. . . played nine years in the NFL with the 49ers (1966-67), Vikings (1968-70) and Eagles (1971-74). . . enjoys playing the guitar in his free time. . . single. . . full name is Brady McKay Smith.

GAMES STARTED/PLAYED: (1996, 4/16). Totals: 4/16.

Year	TACKLES			SACKS	
	Tkl	Asst	Tot.	No.	Yards Lost
1996	15	2	17	2	21

Additional Stats: Kickoff Returns: 2-14 yards.



82

IRV SMITH

Tight End Year With Saints: 5 Year in NFL: 5

Ht: 6-3 **Wt:** 246 **College:** Notre Dame

Born: October 13, 1971 at Trenton, New Jersey

Joined Saints: Draft Choice No. 1b, 1993

PRO: Was New Orleans' second selection of the first round (20th overall) in the 1993 draft, a choice obtained from Phoenix through San Francisco in an exchange of first-round picks. Was the first tight end taken in the draft, and the first ever selected by the Saints in the first round. Big player with good hands and blocking ability. Contract runs through 1997 with no option. **1996** — Started



all seven games in which he played. . . tied for ninth on the squad with 15 catches for 144 yards with a long of 37. . . also had a tackle on special teams. . . was inactive for games 8-14 with a knee sprain. . . was placed on injured reserve 12/14. . . against Carolina 9/8, tied for team-lead with four catches (21 yards), including a long of 17. . . at Cincinnati 9/15, hauled in two passes for 42 yards. . . including a long of 37, which set up the Saints' only TD of the day. . . at Chicago 10/13, caught four passes for 48 yards with a long of 16. . . sustained a sprained knee on the second-to-last play of the first half. **1995** — Started all 16 contests for the second consecutive year, finished third on the team with a career-high 45 receptions for 466 yards and three touchdowns. . . was part of a tight end group that totaled 103 catches, the most in club history. . . also fielded one kickoff for six yards, and had a 2-point conversion to his credit on the year. . . saw action at the fullback spot during the course of the season, where he started two contests. . . opened at fullback in win at San Francisco, 10/29, when the Saints rushed for a season-high 153 yards. . . established career-highs with nine receptions and 83 yards in victory over Indianapolis, 11/12, when he was awarded an offensive game ball. . . reception total in that game was the most by a Saint since the 13th game of 1991, and tied for the second-most ever by a Saints TE. . . co-led team with five catches for 67 yards, including a career-long 43-yard grab, in win at New England, 12/3. . . caught seven passes for 45 yards the following week, at Atlanta, when he set a career-high with two touchdowns, the first Saints TE to do that since the 12th game of 1987. . . over the last six weeks of the season, caught 32 passes for 341 yards and two TDs. **1994** — Took over starting spot with retirement of Hoby Brenner. . . was fifth on team and first among tight ends with 41 receptions for 330 yards and three touchdowns. . . marked the most catches by a Saints TE since Brenner caught 42 in 1985. . . was part of a tight end group that hauled in 80 passes, the second-most ever by that position in Saints history. . . caught a team-high six passes (42 yards) in win over Giants, 10/2, and was awarded an offensive game ball. . . grabbed a career-high seven passes (46 yards), including a 17-yard TD, in victory against Atlanta, 11/13, and earned a game ball on offense. . . also received an offensive game ball in season-ending win at Denver, 12/24, when he caught five passes for a season-best 53 yards. **1993** — Started eight of the 16 games in which he played, mostly for an injured Brenner. . . opened three games as part of a two-tight end set. . . finished the season tied for sixth on the team and first among tight ends with 16 receptions for 180 yards and two TDs. . . first touchdown was a 1-yard catch from Wade Wilson, at Atlanta 9/12. . . grabbed a season-high four passes for 45 yards, at Minnesota 11/28. . . scored on a 9-yard reception in 20-13 win, vs. Cincinnati 1/2. . . was an all-rookie selection by College & Pro Football Newsweekly.

COLLEGE: Didn't start for the Irish until his senior season when he caught 23 passes for 301 yards and two touchdowns, and was a consensus All-America. . . played behind former Giants first-round pick Derek Brown his first three years. . . appeared in all 50 games during his college career, and totaled 33 receptions for 411 yards and six touchdowns. . . was an outfielder on the Notre Dame baseball team his first three years. . . earned degree in marketing.

PERSONAL: Earned all-division, all-county and all-state accolades as a tight end, linebacker and safety at Pemberton (New Jersey) High School. . . was team captain as a junior and senior. . . also lettered in basketball and baseball, and was an all-county selection in both. . . was selected by the Houston Astros in the 1992 baseball draft, following his junior season of baseball at Notre Dame. . . donates \$100 per catch to the Center for Alcohol and Drug Abuse (CADA), a local United Way agency. . . is on the Board of the Directors for the Ronald McDonald House of New Orleans and New Orleans Outreach Program. . . in 1995, donated \$100 for every reception to the Center For Alcohol and Drug Abuse (CADA), a local United Way Agency. . . single. . . resides in Kenner. . . full name is Irvin Martin Smith.

GAMES STARTED/PLAYED: (1993, 8/16); (1994, 16/16); (1995, 16/16); (1996, 7/7). Totals 47/56.



Year	No.	RECEIVING			
		Yds.	Avg.	LG	TD
1993	16	180	11.3	23	2
1994	41	330	8.0	19	3
1995	45	466	10.4	43	3
1996	15	144	9.6	37	0
Totals	117	1120	9.5	43	8

Additional Stats: Kickoff Returns (3-16 yards, 10 Long): 1994, 2-10 yards, 10 Long; 1995, 1-6 yards. Fumbles (2): 1993, 1; 1995, 1.

Career-Highs

Receptions: 9, vs. Indianapolis, 11/12/95
 Receiving Yards: 83, vs. Indianapolis, 11/12/95
 Long Reception: 43, at New England, 12/3/95
 Touchdowns: 2, at Atlanta, 12/10/95



41


WILLIAM STRONG

Cornerback Year With Saints: 3 Year in NFL: 3
 Ht: 5-10 Wt: 191 College: North Carolina State
 Born: November 3, 1971 at Chester, South Carolina
 Joined Saints: Draft Choice No. 5, 1995

PRO: Was the 148th player selected in the 1995 draft. Assets include speed and athleticism. Contract runs through 1997 with no option. **1996** — Appeared in nine games, mostly on special teams. . . was inactive for four contests. . . had one tackle on defense and two on special teams. . . at Atlanta 12/8, saw action in dime sets on defense, and on special teams. . . had a tackle on defense and one on punt coverage. **1995** — Spent the first 13 weeks of the season on the practice squad. . . was signed to the 53-man roster for the final three games, did not see action in two, was inactive for another.

COLLEGE: Appeared in all 42 games in his career for the Wolfpack. . . was the starter at right cornerback in each of his final two years. . . was an honorable mention All-ACC pick as a senior. . . played all four positions in the defensive backfield, during which time he registered 169 tackles, six interceptions and 22 passes defended. . . was an Academic All-ACC choice as a sophomore in 1992. . . played in the Senior Bowl. . . earned degree in business management.

PERSONAL: Was an all-area, all-conference, all-region, All-Chester County and All-State selection as a senior at Lewisville (South Carolina) High School, where he was also a sprinter on the school's track squad. . . married (Ursula). . . lives in Kenner. . . full name is William Blake Strong.

**54****WINFRED TUBBS**

Linebacker Year With Saints: 4 Year in NFL: 4
 Ht: 6-4 Wt: 250 College: Texas
 Born: September 24, 1970 at Fairfield, Texas
 Joined Saints: Draft Choice No. 3, 1994

PRO: The 79th overall selection and eighth linebacker taken in the 1994 draft. A strong player who has good size and speed. Contract expired in 1996, subject to developments. **1996** — Opened 13 of the 16 games at middle linebacker. . . led team with a career-high 112 total tackles (84 solo). . . also registered a sack, an interception (11 yards), a fumble recovery, a forced fumble and three passes defended. . . led or co-led the team in tackles eight times on the season. . . registered three stops on special teams. . . against Carolina 9/8, saw extensive action at MLB and tied for team lead with 10 tackles (seven solo). . . at Cincinnati 9/15, led team with 12 tackles (all solo), also knocked away a pass. . . against Arizona 9/22, tallied seven tackles (2 solo) and a fumble recovery, the Saints' first of the year. . . against Chicago 10/13, led team with nine tackles (six solo). . . at Carolina 10/20, recorded a team-high 10 tackles, all solo. . . against San Francisco 11/3, tallied a team-high nine tackles (four solo). . . against Houston 11/10, registered a team-high nine tackles (six solo). . . against Atlanta 12/8, recorded six tackles (five solo), an interception and two passes defended. . . also came up with a stop on punt coverage. . . at St. Louis 12/21, led team with six tackles (four solo) including his first sack of the year. **1995** — After finishing his rookie season as a starter, Winfred suffered through an injury plagued year. . . opened six of the seven games in which he played at the middle linebacker spot, and tied for seventh on the team with 59 total tackles, including a sack. . . also had an interception, a fumble recovery and a forced fumble. . . started the season-opener, vs. San Francisco 9/3, but left in the second quarter with a calf strain. . . was inactive for the next three weeks. . . in first game back, vs. Philadelphia 10/1, registered a career-high 17 tackles (12 solo). . . in win over Miami, 10/15, posted nine tackles and an interception. . . also forced a fumble and recovered it on the same play, leading to a touchdown and was awarded a defensive game ball in the victory. . . missed game the following week, at Carolina, with a thigh injury. . . in 11-7 triumph at San Francisco, 10/29, tallied a team-high 11 tackles, including a sack on the 49ers final series to help preserve win. . . missed each of the final five contests with a knee injury, spent the final week on injured reserve. **1994** — Began the season as a reserve and special teams player, but by week 8 had earned a starting spot at right inside linebacker. . . opened seven of the final nine games at that spot, the only two he didn't was when Saints opened with six DBs. . . tied for 7th on team tackle chart with 54 (41 solo). . . also recorded a sack, an interception and two passes defended. . . chipped in with five tackles on special teams. . . first career start came in win over Rams, 10/23, when he registered five stops on defense and two more on special teams. . . recorded a season-high nine tackles twice, at Raiders 11/20 (6 solo) and vs. San Francisco 11/28 (8 solo). . . also came up with an interception in the Raiders game that led to a TD. . . had only sack, at Minnesota 11/6. . . tallied eight tackles on defense and two on special teams, vs. Dallas 12/19. . . was an All-Rookie pick by Football News.

COLLEGE: Began his career as a fullback before moving to middle linebacker as a sophomore, where he started his junior and senior seasons, and was named first team All-Southwest Conference both times. . . played most of 1993 with a cast on his hand due to a deep gash, but still recorded 128 tackles, two sacks and an interception. . . had 157 tackles, 3.5 sacks and two interceptions his junior year. . . finished his career with 330 tackles, including nine behind the line of scrimmage, 5.5 sacks, three interceptions and a fumble recovery. . . redshirted in 1991 due to a pinched nerve in his neck. . . played in the East-West Shrine Game and the Senior Bowl. . . holds


degree in psychology.

PERSONAL: Was a Class 3A All-State first-team choice as a defensive end, and a third-team Super All-State team pick by the Texas Sportswriters Association as a senior at Fairfield (Texas) High School. . . also played fullback, where he rushed for 1,600 yards and 17 touchdowns as a senior. . . donated \$1150 to "A Child's Wish of Greater New Orleans", based on tackle and sack totals. . . single. . . resides in Kenner. . . full name is Winfred O'Neal Tubbs.

GAMES STARTED/PLAYED: (1994, 7/13); (1995, 6/7); (1996, 13/16). Totals 26/36.

Year	TACKLES			SACKS	
	Tkl	Asst	Tot.	No.	Yards Lost
1994	46	13	59	1	0
1995	44	15	59	1	12
1996	84	28	112	1	1
Totals	174	56	230	3	13

Additional Stats: Interceptions (3-17 yards): 1994, 1-0 yards; 1995, 1-6 yards; 1996, 1-11 yards. Passes Defended (6): 1994, 2; 1995, 1; 1996, 3. Fumbles Recovered: 1995, 1; 1996, 1. Forced Fumbles: 1995, 1.

**97****RENALDO TURNBULL**

Defensive End Year With Saints: 8 Year in NFL: 8
 Ht: 6-4 Wt: 250 College: West Virginia
 Born: January 5, 1966 at St. Thomas, Virgin Islands
 Joined Saints: Draft Choice No. 1, 1990

PRO: The 14th player and fourth defensive lineman selected in the 1990 draft. Spent first two years in NFL at end spot, was moved to linebacker in 1992. Moved back to defensive end spot in 1995 with the installation of the 4-3 defense. Moved back to linebacker spot in 1997. Stands in sixth spot on the Saints' all-time list with 44.5 quarterback sacks (255.1 yards lost). Has registered 10 multiple sack games in his career. Has played in 104 league games in his career, 25th on the club's all-time list. Contract runs through 1998 with no option. **1996** — Started seven of the 12 games in which he played at the open end defensive end spot. . . tallied 13 tackles (11 solo). . . 6.5 sacks (40.5 yards lost) ranked second on team. . . also defended a pass and recovered a fumble. . . was inactive for three contests with injuries. . . was suspended by club for one game. . . at San Francisco 9/1, recorded two of the Saints' three sacks on the day (13 yards lost). . . was the 10th multiple sack game of his career. . . recorded a sack at Cincinnati 9/15, (four yards lost). . . against Jacksonville 10/6, tallied the Saints' only sack of the day (9 yards lost). . . at Tampa Bay 11/24, played in 100th career NFL game. . . was inactive for three contests with hematuria and a strained calf muscle. **1995** — Started all 15 games in which he played, 14 at right end and one on the left side, despite playing the entire year with a torn biceps tendon sustained during training camp. . . underwent surgery following the season. . . recorded 39 total tackles, was second on the club with seven sacks. . . also recovered two fumbles and defended a pass. . . registered a sack in four straight games (3-6), during which time he tallied five sacks, including a season-high of two, vs. Atlanta 9/17. . . missed entire second half, at St. Louis 9/10, with a groin injury. . . dressed but did not see action, at Carolina 10/22, with a groin strain. . . blocked two field goals on the year, a Tony Zendejas 37-yard attempt, at San Francisco 10/29, and a Cary Blanchard 45-yard try, vs. Indianapolis 11/12.

... was awarded game balls in the kicking game in both victories. **1994** — Opened all 16 games at right outside linebacker, tied for 7th on team with 54 total tackles (46 solo), including 6.5 sacks (31 yards lost), which ranked third. ... also defended a pass and forced two fumbles on the year. ... had his only two-sack outing, at Minnesota 11/6. ... recorded four tackles, including 1.5 sacks, and was awarded a defensive game ball in win at Denver, 12/24. ... tallied three tackles, including a sack in which he stripped the ball from Jeff Hostetler, leading to a Tyrone Hughes 42-yard return for a TD, at Raiders 11/20. ... registered a season-high nine tackles (8 solo), which tied a career-best, vs. Dallas 12/19. **1993** — Had the finest year in his NFL career as he was named to the NFC Pro Bowl squad in his first season as a starter on a full-time basis. ... opened 14 of the 15 games in which he played at ROLB, was inactive vs. Giants 12/20 with a pulled quad sustained the previous week vs. Rams. ... tied for first in the NFC with Green Bay's Reggie White with a career-high 13 sacks. ... placed 9th on club with 63 total tackles, including 51 primary hits. ... led team with a career-best five forced fumbles. ... was named NFC Defensive Player-of-the-Month for September when he was credited with 21 tackles, seven sacks, four forced fumbles and a fumble recovery in four games. ... was cited as NFC Defensive Player-of-the-Week in win over Detroit, 9/19, when he established career high figures of three sacks and three forced fumbles. ... tallied a season-high nine tackles, including three sacks, at Phoenix 10/31. ... registered a sack in each of the first five games. ... came up with big play at Atlanta, 9/12, when he stripped the ball from Bobby Hebert and recovered with 22 seconds to play, leading to Morten Andersen's 44-yard game-winning field goal in a 34-31 victory. ... first career interception came at Cleveland 12/5. ... was an AP All-Pro, College & Pro Football Newsweekly All-Pro, UPI All-NFC and Football News All-NFC selection. **1992** — Majority of action came on special teams, where he recorded three tackles. ... saw increased action at outside linebacker spot as he familiarized himself with the position after being moved there during training camp. ... was credited with six tackles and 1.5 sacks on defense. ... had only full sack vs. Miami 11/29. ... was inactive for final two regular season games with a sore hamstring. **1991** — Playing time came strictly as a reserve along defensive front, but played a significant role in Saints' rotating line scheme. ... recorded 20 tackles, a sack, a fumble recovery and a forced fumble. ... registered a season-high five stops vs. Chicago 10/27, tallied lone sack of season vs. Atlanta 11/24. ... was inactive for playoff game, vs. Atlanta 12/28, with a groin injury sustained in season finale, at Phoenix 12/22. **1990** — Started six of 16 contests in his rookie season, opened at left end in games 8-10 for an injured Wayne Martin, started at right end weeks 14-16. ... finished second among defensive linemen with 31 tackles (26 solo). ... set a club rookie mark (8, Rickey Jackson) and tied for the league-lead among rookies (Raiders' Aaron Wallace) with nine sacks (55 yards lost). ... registered a pair of sacks and a forced fumble in his first NFL start, at Cincinnati 11/4. ... tallied four tackles and two sacks in win at Rams 12/9. ... also turned in a two-sack effort in key victory at San Francisco 12/23. ... came up with Saints only two sacks of the day in playoff game, at Chicago 1/6. ... was an all-rookie selection by PFWA, UPI, College and Pro Football Newsweekly and Football Digest.

COLLEGE: Set Mountaineers sack record with 22, including 20 over his last two seasons. ... was a first team All-ECAC choice as a senior when he tallied 60 tackles, eight sacks and 19 tackles for loss. ... was an honorable mention All-America choice as a junior when he recorded a team-high 12 sacks, the second-highest figure in school history. ... registered a pair of sacks in the Senior Bowl where he was named the game's defensive MVP. ... holds degree with a major in communications and a minor in computer science.

PERSONAL: Was an all-scholastic and all-conference performer as a receiver and linebacker at Charlotte Amalie High School in hometown of St. Thomas, Virgin Islands. ... also lettered in basketball and track. ... spends time during offseason working with Boys Town of New Orleans. ... sponsored two programs each of the last two years, "Turnbull's Sacks for Success", which benefitted

Boys Town, and "Tackles for Tots", which, through the Blue Cross-Blue Shield, helped raise money to provide health care for needy children. ... has his SEC-series seven registration, and has worked the past three offseasons for the New Orleans investment firm of Morgan Keegan. ... married (Thea) with son (Royce Alexander 2/18/94). ... family resides in New Orleans. ... full name is Renaldo Antonio Turnbull.

GAMES STARTED/PLAYED: (1990, 6/16); (1991, 0/16); (1992, 0/14); (1993, 14/15); (1994, 16/16); (1995, 15/15); (1996, 7/12). Totals 58/104.

PLAYOFF GAMES STARTED/PLAYED: (1990, 1/1); (1992, 0/1). Totals 1/2.

Year	TACKLES			SACKS	
	Tkl	Asst	Tot.	No.	Yards Lost
1990	26	5	31	9	55
1991	17	3	20	1	1
1992	8	1	9	1.5	13
1993	51	12	63	13	78
1994	46	8	54	6.5	31
1995	30	9	39	7	37
1996	11	2	13	6.5	40.5
Totals	189	40	229	44.5	255.5
Playoffs					
1990	2	0	2	2	12
1992	None			None	
Totals	2	0	2	2	12

Additional Stats: Fumbles Recovered (7): 1990, 1; 1991, 1; 1993, 2; 1995, 2; 1996, 1. Forced Fumbles (9): 1990, 1; 1991, 1; 1993, 5; 1994, 2. Interceptions (1-2 yards): 1993, 1-2 yards. Passes Defensed (5): 1990, 1; 1993, 1; 1994, 1; 1995, 1; 1996, 1. Blocked Kicks: 1995, 2 Field Goals.

Career-Highs

Tackles: 9 at Phoenix, 10/31/93; vs. Dallas, 12/19/94

Solo Tackles: 8 vs. Dallas, 12/19/94

Sacks: 3 vs. Detroit, 9/19/93; at Phoenix, 10/31/93



66

MIKE VERSTEGEN

Guard Year With Saints: 3 Year in NFL: 3

Ht: 6-6 Wt: 311 College: Wisconsin

Born: October 24, 1971 at Appleton, Wisconsin

Joined Saints: Draft Choice No. 3, 1995


PRO: Was chosen with the 75th pick in the 1995 draft, the 18th offensive lineman taken. Has the versatility to play either guard or tackle. With an offseason in the club's offseason strength and conditioning program, should challenge for greater playing time in 1997. Contract runs through 1997 with no option. **1996** — Played in eight games, including four starts, three at right tackle. ... dressed but did not play in the other eight. ... saw first NFL action on offense, at left tackle in fourth quarter following departure of William Roaf with a sprained knee, against San Francisco 11/3. ... made first

NFL start, at RT, a move necessitated by knee injury to William Roaf. . . did not miss an offensive snap. . . opened at RT at Atlanta 11/17, and at Tampa Bay 11/24, and played the entire contests. . . at St. Louis 12/21, started as a tackle-eligible as Saints' first play from scrimmage was first and goal from the one. . . also saw time as a reserve left guard. **1995** — Did not see action in his rookie season, was inactive for 13 games.

COLLEGE: Started each of his final three years for the Badgers, and finished his career with a string of 41 consecutive starts at left tackle. . . was an All-Big 10 honorable mention choice as a junior when he allowed just half a sack as Wisconsin captured the conference title and went on to defeat UCLA in the Rose Bowl. . . played in every contest as a freshman in 1991, and opened the final six matchups. . . earned second team Freshman All-America accolades. . . was originally recruited as a linebacker, but moved to the offensive line in his redshirt year of 1990. . . majored in agricultural business management.

PERSONAL: Was an all-region and all-conference pick as a senior at Kimberly (Wisconsin) High School, where he was an All-State choice as a defensive end his senior year. . . lettered twice in basketball and was a third baseman on the baseball team. . . was a U.S. Army Reserve Scholar Athlete and a member of the school's Honor Roll. . . married (Keri) with son (Matthew Robert 11/3/92). . . family resides in Appleton, Wisconsin. . . full name is Mike Robert Verstegen.

GAMES STARTED/PLAYED: (1995, 0/0); (1996, 4/8). Totals: 4/8



26

MICKEY WASHINGTON

Cornerback Year With Saints: 1 Year in NFL: 8

Ht: 5-9 Wt: 195 College: Texas A&M

Born: July 8, 1968 at Galveston, Texas

Joined Saints: Unrestricted Free Agent (Jacksonville), 1997

PRO: Agreed to contract terms with the Saints on 5/28/97. A savvy defender who scored the first defensive touchdown in Jacksonville Jaguars' history. Has scored two touchdowns last two seasons, one on an interception return, one on a blocked field goal return. Started every game in Jacksonville history, a streak of 35 straight. Has started 52 straight regular season contests dating back to 1993 when he was playing with Buffalo. Originally selected by the Phoenix Cardinals in the eighth round (199th pick overall) of the 1990 NFL Draft. Released by Cards 9/3/90, signed by Indianapolis Colts to practice squad 10/1/90. Signed by New England on 10/30/90 and spent 1990-91 on their roster. Was claimed on waivers by Pittsburgh 8/25/92, but was released six days later. Signed by the Redskins 11/18/92 and was released by them 12/16/92. Signed by Buffalo 3/23/93, spending the 1993-94 seasons with the Bills before being signed by Jacksonville 3/14/95. Contract runs through 1998 with an option. **1996** — Started all 16 regular season games and two playoff games at RCB. . . only playoff game he didn't start, the Jags were in goalline defense, but played the entire game. . . was fourth on the Jaguars with 74 tackles on the season (65 solo) and one interception. . . at New England, 9/22, recorded eight solo tackles, 2 passes defended. . . at New Orleans, 10/6, made 42nd consecutive start and 22nd as a Jaguar, becoming one of only two players to start all of first 22 games in Jaguars history, and only player to start every game at the same position. . . recorded five solo tackles. . . at St. Louis, 10/20, made 50th career start. . . vs. Cincinnati, 12/1, scored team's first touchdown on 65-yard return of blocked field goal try, giving Jaguars 7-0 lead before first offensive series. . . on Bengals' next possession, got first interception of the season and eighth of his career, setting up a FG for 10-0 lead. . . finished the game with five

tackles (four solo), one INT, one TD, two passes defended, earning him a defensive game ball. . . at Houston, 12/8, made 50th consecutive start and 30th straight as a Jaguar, finishing with five solo tackles and one pass defended. . . also had a team-leading seven blocks on special teams. . . at Denver, 1/4, led all defensive backs with six solo tackles. **1995** — Started all 16 games at right cornerback and was one of only five defensive players to start every contest. . . scored team's only defensive touchdown of the season, and the first in franchise history at Cleveland, 10/22, on a 48-yard interception return. . . finished the season with 65 tackles. . . shared the team lead with two fumble recoveries. . . had a season-high seven tackles (six solo) vs. Seattle, 11/12. **1994** — Started all 16 games for the first time in his career. . . made 76 tackles, 1/2 sack and a career-high three interceptions, which ranked second on the team. . . set up a TD by forcing a fumble at New England, 9/11, and added seven tackles and a fumble recovery. . . made an interception and returned it 27 yards vs. Denver, 9/26. . . added one interception each at Chicago, 10/2, and vs. Green Bay, 11/2. **1993** — Played in all 16 games, starting two at midseason as the dime back, as well as the final four games of the regular season and all three in the postseason at left cornerback for James Williams. . . finished with 41 tackles and one interception, returned for a 27-yard touchdown, at Miami, 12/19. . . in the playoffs, he made 10 solo tackles on defense and recovered a fumble vs. Dallas in Super Bowl XXVIII. **1992** — Waived by the Patriots late in training camp and was claimed on waivers by Pittsburgh Aug. 25. . . Waived by the Steelers Aug. 31 but signed with Washington Nov. 18. . . played in three games with the Redskins before being waived Dec. 16. **1991** — Played in all 16 games for New England and finished with 66 tackles to rank seventh on the team. . . also made his first two career interceptions, one in his first start at Indianapolis, 9/1, and the second vs. Houston, 9/22. . . started four games, including two as the nickel back vs. Houston and Buffalo, 11/24. **1990** — Went to training camp with Phoenix until being waived 9/3. . . signed to the Indianapolis Colts' practice squad 10/1 before joining New England's active roster 10/30. . . played in nine games for the Patriots, making seven defensive tackles and five special-team stops.


COLLEGE: A four-year letterman at Texas A&M who began his career as a running back, moving to defensive back as a sophomore. . . as a senior, he made 52 tackles and four sacks to earn All-Southwest Conference and honorable mention All-America honors. . . named to the first-team Associated Press All-Southwest Conference team as a junior. . . made two receptions for 14 yards along with five kickoff returns for 116 yards and two punt returns for 14 yards as a freshman. . . graduated in 1990 with a degree in sociology.

PERSONAL: Attended West Brook Senior High in Beaumont (Texas). . . hosted the Mickey Washington Football Camp last June. . . cousin of Joe Washington, an NFL running back with four teams from 1977-85. . . single. . . makes offseason home in Beaumont. . . full name is Mickey Lin Washington.

GAMES STARTED/PLAYED: (1990, 0/9); (1991, 4/16); (1992, 0/3); (1993, 6/16); (1994, 16/16); (1995, 16/16); (1996, 16/16) Totals 58/92. **PLAYOFF GAMES STARTED/PLAYED:** (1993, 3/3); (1996, 2/3).

Year	TACKLES			No.	INTERCEPTIONS		
	Tkl	Asst	Tot.		Yards	LG	TD
1990 (N.E.)	4	3	7	None			
1991 (N.E.)	42	24	66	2	0	0	0
1992 (Wash.)	None			None			
1993 (Buffalo)	34	7	41	1	27	27t	1
1994 (Buffalo)	62	14	76	3	63	36	0
1995 (Jax.)	57	8	65	1	48	48t	1
1996 (Jax.)	65	9	74	1	10	10	0
<hr/>							
Totals	264	65	329	8	148	48t	2

Additional Stats: Passes Defensed 1996, 10. Fumbles Recovered (5): 1993, 2; 1994, 1; 1995, 2. Forced Fumbles: 1994, 1; 1995, 1. Sacks: (1993, 0.5); (1994, 0.5).



23

RICKY WHITTLE

Running Back Year With Saints: 2 Year in NFL: 2

Ht: 5-9 Wt: 200 College: Oregon

Born: December 21, 1971 at Fresno, California

Joined Saints: Draft Choice No. 4, 1996

PRO: Chosen by the Saints in the fourth round of the 1996 NFL draft, Whittle became the third player ever selected by the Saints from Oregon, following 1996 first-round selection Alex Molden. Was the 14th running back selected in the draft, in the 103rd overall slot. A tough runner who possesses excellent receiving skills. A multi-purpose back who can also return kicks. Contract runs through 1998 with no option. **1996** — Saw action as a third down back in the 10 games in which he played. . . rushed 20 times for 52 yards with a long of 15. . . caught 26 passes for 162 yards with a long of 28. . . reception total was fifth on the squad. . . was inactive for five games, including four with a sprained shoulder. . . against Arizona 9/22, caught a team-high four passes for 37 yards, including a long of 28. . . at NY Giants 12/15, rushed for 24 yards on three carries, including a season-long 15-yard run. . . caught two passes for seven yards.

COLLEGE: In his four seasons at Oregon, rushed for 2,423 yards and 21 TDs on 559 carries. . . caught 81 passes for 771 yards and three scores. . . also compiled a 26.2-yard average on 37 kick-off returns. . . rushing total is fourth on the school's all-time list. . . missed just three games in his four-year career. . . his first three years, played for St. Louis head coach Rich Brooks. . . was a first-team All-PAC 10 choice his senior year when he rushed for a career-high 971 yards and 12 touchdowns on 248 attempts, caught 51 passes for 419 yards and a TD, and returned 18 kickoffs for a 23-yard average. . . also started all 11 games in 1995 for the first time in his career. . . led the conference and was 12th in the nation with an average of 164.0 all-purpose yards a contest. . . majored in English.

PERSONAL: Was an All-State running back and defensive back at Edison High School in Fresno, California. . . rushed for 1,368 yards and 26 touchdowns on 135 attempts his senior year when he was named North Yosemite League Offensive Player-of-the-Year. . . was a forward on the school's soccer team, and led the club in scoring his senior season, leading the squad to a state playoff spot. . . also lettered in track as a sprinter and in baseball. . . enjoys reading novels in spare time. . . single. . . full name is Ricky J. Whittle.

Year	RUSHING						RECEIVING			
	No.	Yds.	Avg.	LG	TD		No.	Yds.	LG	TD
1996	20	52	2.6	15	0		26	162	6.2	0

Additional Stats: Fumbles (1): 1996, 1.

Career-Highs

Rushes: 4, vs. Atlanta, 12/8/96

Rushing Yards: 24, at NY Giants, 12/15/96 (3 carries)

Long Run: 15, at NY Giants, 12/15/96

Touchdowns: 0

Receptions: 4, 4 different times

Receiving Yards: 47, vs. Arizona, 9/22/96 (4 receptions)

Long Reception: 28, vs. Arizona, 9/22/96



63

DONALD WILLIS

Center/Guard Year With Saints: 3 Year in NFL: 3

Ht: 6-3 Wt: 330 College: North Carolina A&T

Born: July 15, 1973 at Goleta, California

Joined Saints: Waivers (Seattle), 1995; Free Agent, 1996

PRO: Was awarded to the Saints off waivers from Seattle, 12/1/95, after making the Seahawks as a rookie free agent in training camp. Played with the Amsterdam Admirals of the World League in the spring of 1996 and started all season at center. Can play both center and guard. Contract runs through 1997 with no option. **1996** — Was inactive for each of the first seven games before being waived 10/19. . . was re-signed 11/6. . . appeared in four games in his 13 games on the 53-man roster. . . was inactive for eight games. . . against St. Louis 12/1, spelled Ed King at right guard in the second half, the first action of his NFL career. . . against Atlanta 12/8, saw the most extensive action of his career, seeing time as a reserve at both left and right guard. . . saw action at right guard in final two contests as a reserve. **1995** — Was inactive for all 16 contests, the first 12 with the Seahawks and the final four with the Saints after being claimed off waivers.

COLLEGE: Played each of his first three seasons at the University of Washington before transferring to North Carolina A&T. . . majored in sociology.

PERSONAL: Lettered in football, wrestling and track at Cabrillo High School in Lompoc, California. . . single. . . resides in Tacoma, Wash. . . full name is Donald Kirk Willis.



34

RAY ZELLARS

Fullback Year With Saints: 3 Year in NFL: 3

Ht: 5-11 Wt: 233 College: Notre Dame

Born: March 25, 1973 at Pittsburgh, Pennsylvania

Joined Saints: Draft Choice No. 2, 1995

PRO: Was the sixth running back and first true fullback taken in the 1995 draft, with the 44th slot overall. . . possesses the size, speed and receiving ability to play halfback, fullback and in a one-back set. Contract runs through 1998 with no option. **1996** — Played in nine games, including six starts. . . was second on the team and 20th in the NFC with 475 yards rushing and four TDs on 120

carries... caught nine passes for 45 yards... four scores tied for the team lead... was inactive each of the first two contests with a broken rib sustained in final preseason game, vs. Minnesota 8/23... was also inactive for game 5 at Baltimore 9/29, with the rib injury and games 14-15 with a neck injury... was suspended by the club for game 6, vs. Jacksonville 10/6... spent the final game of the season on injured reserve... against Arizona 9/22, opened at halfback, the first start of his NFL career... rushed for a team-high 57 yards on 12 carries with a long of 10... vs. Chicago 10/13, broke loose with 174 yards rushing and a TD on 20 carries and one reception for eight yards... rushing total is third-best in franchise history... 156 of his rushing yards came in the second half... had a career-long 63-yard run in which he carried a would-be tackler 35 yards, the longest run from scrimmage by a Saint since game 13 of 1995 (66t, Mario Bates at New England, 12/3)... **1995** — Appeared in 12 games and finished second on the team with 162 yards rushing and two touchdowns on 50 attempts... also caught seven passes for 33 yards... saw action at halfback, fullback and in a one-back formation... was inactive for games 4-7 with a sprained ankle sustained early vs. Atlanta, 9/17... in victory over St. Louis, 11/5, rushed for 50 yards on 16 carries, and caught two passes for 17 yards... first NFL TD came on a 1-yard run in the second quarter of that game, in which he was awarded an offensive game ball... amassed a season-high 64 yards on 16 attempts in win over Carolina, 11/26.

COLLEGE: In four years with the Irish, rushed for 1,135 yards and eight touchdowns on 210 attempts, and caught 28 passes for 237 yards and five TDs... also returned eight kickoffs for 95 yards... rushed for 466 yards his senior year, including a career-high 156 yards against Purdue, when he broke loose for a 62-yard TD run... in 1993, his first year as a starter, picked up a career-best 494 yards rushing and five TDs on 99 carries... in his two years in the starting lineup, averaged 5.4 yards per carry... played in the Senior Bowl... graduated with a degree in management.

PERSONAL: Was a two-time Pittsburgh Press and Post-Gazette All-State and all-city selection at David B. Oliver High School in Pittsburgh, where he was used at quarterback, tailback, linebacker, cornerback, placekicker and punter... lettered four times in track, where he was team captain each of his last two years, and performed in the 100 meters and triple jump, an event in which he won the city title... also played one year each of baseball and wrestling, and was student council president... donates to New Orleans Adolescent Hospital's "Operation Happy Child" program, which provides Christmas gifts for children at the hospital who have no means of getting gifts... in addition, the project supplies items such as clothes, shoes and eyeglasses for needy patients... single... full name is Raymond Mark Zellars.

GAMES STARTED/PLAYED: (1995, 0/12); (1996, 6/9). Totals: 6/21.

Year	RUSHING					RECEIVING			
	No.	Yds.	Avg.	LG	TD	No.	Yds.	LG	TD
1995	50	162	3.2	11	2	7	33	9	0
1996	120	475	3.9	63	4	9	45	12	0
Totals	170	637	3.7	63	6	16	78	12	0

Additional Stats: Fumbles: 1995, 1; 1996, 2.

1997 DRAFT CHOICES



CHRIS NAEOLE


Guard Ht: 6-3 Wt: 311 College: Colorado

The selection of Chris Naeole with the 10th overall selection represents the first time that a guard has been drafted in the top 10 since 1983 (Chris Hinton, no. 4 - Denver; Bruce Matthews, no. 9 - Houston)... it also represents the earliest that the Saints have selected a guard since 1972 (Royce Smith, Georgia, no. 8 overall)... it also represents just the fourth time in the Saints' 31-year history that a guard was selected in the first round (John Shinnors, Xavier, 1969; Royce Smith, Georgia, 1972; Kurt Schumacher, Ohio State, 1975)... Naeole is just the fourth player from Colorado ever selected by the Saints, and the first since 1980 (T. Stan Brock)... Naeole was selected with a choice obtained from the Oakland Raiders in exchange of draft choices... regarded as one of the nation's best trap blockers... possesses excellent speed and power... turns his body easily and has very fluid hips... extremely capable at riding rushers wide and shows smooth coordination on the pull... gets his arms up quickly in pass protection and has the explosive burst to fire out on linebackers... recorded 58 knockdowns with 30 downfield blocks and 16 touchdown-resulting blocks as a fifth-year senior... participated in 760 plays, allowing no sacks and only one pressure after starting all 11 games at right guard... was the recipient of the John Mack Award, given to the Most Outstanding Offensive Player on the team... was also All-American first-team selection by The NFL Draft Report, Football News, Associated Press, American Football Coaches Association and Walter Camp, adding second-team honors from The Sporting News... All-Big Twelve Conference first-team pick... as a junior, was an All-American second-team selection by The NFL Draft Report... unanimous All-Big Eight Conference first-team pick after starting every game at right guard... on the field for 688 plays as he allowed only two pressures while not giving up a sack for a team ranked sixth in the nation, averaging 486.6 yards per game in total offense and eighth in passing offense (297.2 yards/game)... as a sophomore, was an Associated Press All-Big Eight Conference second-team selection after starting every game at right guard, participating in a team-high 726 plays, allowing only one sack and three QB pressures... as a freshman, saw action in eight games, at both the guard and tackle positions... redshirted as a freshman... graduated with a 3.0 GPA in sociology... was an All-America first-team selection by Tom Lemming's Prep Football Report, adding second-team accolades from Blue Chip Report and honorable mention from USA Today as a senior at Kahuka (Kaaava, Ha.) High... All-Far West pick by Super Prep Magazine... two-way tackle, making 56 tackles with five sacks, eight passes deflected, four forced fumbles and three fumble recoveries his senior year... earned two letters in football and one in wrestling... twice named to the school's honor roll... graduated with a 3.0 average... married (Tara) with a daughter (Azure Ke'alohilani)... full name is Chris Kealoha Naeole... born December 25, 1974, in Kailua, Hawaii.

**2a****ROB KELLY****Safety** Ht: 6-2 Wt: 199 College: Ohio State

Rob is known for his hard-hitting and relentless style of play. . . leader of the Buckeyes' "Silver Bullets" defense. . . a very aggressive player willing to sacrifice his body to make the play. . . shows


quickness in reaction, with speed to keep up with receivers on deep routes. . . good run support. . . was the seventh defensive back taken and the first safety with the 33rd overall selection. . . represents the second time in two years that the Saints have taken a safety with a second-round selection. . . is the sixth player from Ohio State ever drafted by the Saints. . . All-American first-team pick by The Poor Man's Guide to the NFL Draft. . . All-Big Ten Conference first-team pick by the media. . . started all year at free safety, with 66 tackles (37 solo), two sacks for minus 14 yards and four stops for 26-yards in losses. . . caused and recovered a pair of fumbles. . . blocked two kicks and had three interceptions for 86 yards in returns. . . deflected three passes. . . collected 14 stops (9 solo) vs. Wisconsin. . . picked off a pass and recovered a fumble, returning the fumble 79 yards for a touchdown in a 42-14 victory over Purdue. . . registered 10 hits against Michigan in the season finale. . . deflected a pair of passes and sacked Jake Plummer for an eight-yard loss in the Rose Bowl. . . registered two interceptions for the North Squad in the Senior Bowl. . . Super Sleeper Team selection in 1995 by The Poor Man's Guide to the NFL Draft after starting every game at free safety. . . finished third on the team with 68 tackles (38 solo). . . played in 10 games in 1994 as a reserve strong safety and cornerback, blocking a punt vs. Alabama in the Citrus Bowl. . . appeared in 10 games in 1993 as a nickel back and on special teams, after redshirting in 1992. . . majored in criminal justice. . . was an All-American selection by Street & Smith and USA Today at Newark Catholic (Oh.) High School. . . a standout tailback, rushing for 1,663 yards and 29 TDs as a senior. . . rushed for 156 yards and four touchdowns in the state championship game that year. . . enjoys listening to music, going to the movies and playing his guitar in his free time. . . full name is Robert James Kelly. . . born June 21, 1974, in Newark, Ohio.

**2b****JARED TOMICH****Defensive End** Ht: 6-5 Wt: 260 College: Nebraska

Tomich, selected by the Saints with the 39th pick overall, obtained from the Oakland Raiders in an exchange of draft choices, is a superb pass rusher.

. . . intense player with quick feet and an explosive initial burst off the ball, Tomich uses his hands effectively to get a strong push off blockers. . . . was the first player from Nebraska drafted by the Saints since 1994. . . a very aggressive player. . . finished his career for the Cornhuskers with 91 tackles, including 26 for loss, and 16 sacks. . . also forced seven fumbles with three recoveries. . . was a first-team All-American

selection by Walter Camp, earning second-team honors from the Associated Press. . . finalist for the Lombardi Award and the Bronko Nagurski Defensive Player of the Year trophy. . . All-Big Twelve Conference first-team pick. . . member of the College Football Association's Good Works team. . . started all season at left rush end, recording 41 tackles (16 solo) with five sacks for minus 26 yards and 10 stops for losses of 40 yards. . . caused four fumbles and was credited with 23 QB pressures. . . was an Associated Press All-American first-team choice, and a second-team Football News and a semi-finalist for that publication's National Defensive Player of the Year Award in 1995 after starting 10 games for the Huskers at left outside linebacker. . . was an All-Big Eight Conference first-team pick by the media. . . led the team with 10 sacks for minus 75 yards, 12 stops for losses of 79 yards and 24 QB pressures. . . sack total is fourth on Nebraska's all-time list. . . earned a scholarship prior to 1994 season-opener, appearing in every game, registering 23 tackles (12 solo) with a 7-yard sack and four stops for losses. . . redshirted in 1993 after sitting out 1992 as a walk-on. . . majored in communication studies. . . enjoys spending free time with his fiancé, Lisa. . . has a pet iguana (Phil) and a cat (Flea). . . has been active with volunteer work in the community during his time at Nebraska. . . was an All-State selection at defensive end in his senior year at Lake Central (St. John, Ind.) High. . . full name is Jared James Tomich. . . born April 24, 1974, in St. John, Indiana.

**3****TROY DAVIS****Running Back** Ht: 5-8 Wt: 181 College: Iowa State

Was the seventh running back selected in the draft, in the 62nd slot overall. . . a tough runner with good balance. . . is the only person in NCAA history to have rushed for over 2,000 yards twice in his

career. . . ranks fourth in Big Twelve Conference history (formerly the Big Eight) in rushing with 4,382 yards in just three years of action. . . a quick, darting runner, Davis shows patience in waiting for holes to develop. . . has reliable hands for the passing game. . . a consensus All-American and All-Big Twelve Conference first-team selection in 1996, after leading NCAA Division I-A in both rushing and all-purpose yardage for the second-straight year. . . as a junior, carried 402 times for 2185 yards and 21 touchdowns, the third-highest season total in NCAA I-A annals. . . finished second in the balloting for the Heisman Trophy to New Orleans' fourth-round selection, Danny Wuerffel. . . returned four kickoffs for 118 yards. . . averaged 215.2 all-purpose yards per game. . . ran for over 100 yards in every contest. . . carried for a school-record 53 times for 241 yards and five scores in a 42-23 defeat of Northern Iowa. . . five TDs tied his own game-record set vs. UNLV in 1995 and tied Joe Henderson vs. Kansas in 1988. . . followed with a school-record 378 yards on 39 rushes with scores of 1, 38, 40, and 30 yards in a 45-31 triumph over Missouri. . . was a consensus All-American and All-Big Eight Conference first-team selection in 1995 and was named Big Eight Player of the Year. . . was also a finalist for


the Heisman Trophy. . . set NCAA sophomore rushing records as he led the nation with 2,010 yards and 15 TDs on 345 carries. . . set the NCAA sophomore record with 2,466 all-purpose yards. . . carried 26 times for 302 yards, including scores of 20, 8, 66, 80, and 5 yards in a 57-30 decision over UNLV. . . appeared in nine games as a freshman, gaining 187 yards on 35 carries. . . closed out the 1994 season with a school-record 99-yard kickoff return for a TD vs. Colorado. . . was an All-American and USA Today's Florida Player of the Year, adding All-State honors at Southridge (Miami, Fla.) High. . . led the team to a 15-0 record and the state Class 5-A title as he set a Florida prep record with 2,234 yards and 34 TDs rushing. . . was the first Miami-area player to rush for over 2,000 yards in a season. . . ran for three TDs while his brother, Darren, added four scores in a 69-36 victory over Bradenton High in the 1993 state Class 5-A title game. . . also lettered in wrestling, placing third in the state in the 189-pound class despite weighing only 164 pounds. . . brother, Darren, was his teammate at Iowa State in 1995-96, and will look to continue the Davis tradition for the Cyclones. . . majored in sociology. . . full name is Troy Davis. . . born September 14, 1975, in Miami, Florida.

Troy Davis' College Statistics

	RUSHING					RECEIVING			
	No.	Yards	Avg.	LG	TD	No.	Yards	LG	TD
1994	35	187	5.3	37	0	6	35	14	0
1995	345	2010	5.8	80	15	14	159	34	1
1996	402	2185	5.4	61	21	13	64	17	0
Totals	782	4382	5.6	80	36	33	258	34	1

KICKOFF RETURNS

	No.	Yards	Avg.	LG	TD
1994	2	122	61.0	99t	1
1995	12	297	24.8	72	0
1996	4	118	29.5	48	0
Totals	18	537	29.8	99t	1



4a

DANNY WUERFFEL

Quarterback Ht: 6-2 Wt: 212 College: Florida

Danny was the third quarterback taken in the draft, the 136th position overall. . . is just the second Heisman Trophy winner ever selected by the Saints (George Rogers, 1981 selection). . . was the

first player from Florida drafted by the Saints since 1988 (Bob Sims). . . intelligent player who thrived in Gators' pro-style passing attack. . . good vision downfield and is very cool under pressure. . . holds school and Southeastern Conference career records with 114 touchdown passes, seven shy of the NCAA Division I-A record of 121 (Ty Detmer). . . his 10,875 passing yards rank second in SEC history, set a Gator record and rank fifth in Division I-A annals. . . gained 10,800 yards in total offense (fourth in Division I-A history),

the second-best career total in conference history (Eric Zeier, 10,841). . . was a unanimous All-American second-team selection. . . recipient of the Heisman Trophy and the Davey O'Brien Award and was an All-Southeastern Conference first-team and Offensive Player of the Year after starting every game in 1996. . . completed 207 of 360 passes for 3,625 yards and 39 TDs. . . his yardage and scoring totals broke his 1995 school season records. . . his 39 TD passes ranked first in Division I-A. . . gained 3,525 yards in total offense, breaking the previous Gator mark of 3,176 (Shane Matthews, 1992). . . responsible for 41 touchdowns, breaking his old school record of 37 set in 1995. . . threw for a school-record 462 yards and four TDs on 23 of 39 passes against Arkansas. . . in national title game, Wuerffel closed out his career by hitting on 18 of 34 passes for 306 yards with touchdowns of 9, 31, and 8 yards to Ike Hilliard in a 52-20 drubbing of Florida State in the Sugar Bowl, giving the Gators the national championship. . . in 1995, was an All-American first-team choice by Football News, adding second-team honors from Associated Press. . . GTE/CoSIDA Academic All-American Player of the Year. . . All-SEC first-team selection by the Associated Press. . . Academic All-SEC pick. . . Football News National Player of the Year and Walter Camp NCAA Back of the Year. . . winner of the Davey O'Brien National Quarterback of the Year Award. . . one of three finalists for the Maxwell Award, given to the top player in college football. . . Sammy Baugh College Passer of the Year. . . SEC and College Sports Player of the Year. . . earned SEC Offensive Player of the Week accolades vs. Tennessee, Auburn and Florida State. . . led the nation with a 178.4 passing efficiency rating. . . fifth in Division I-A ranks in total offense, averaging 284.09 yards per game. . . completed 210 of 325 passes (64.6%) for Gator season records of 3,266 yards and 35 touchdowns. . . 3125 total offensive yards ranked third in school annals. . . SEC Academic Honor Roll in 1994, playing in every game, starting the final six contests. . . completed 132 of 212 passes for 1,754 yards and 18 TDs. . . was voted Football News Freshman All-American first-team pick in 1993. . . Academic All-SEC choice. . . SEC Freshman of the Year selection by the Knoxville News-Sentinel. . . set an NCAA freshman season-record with 22 touchdown passes. . . set a school freshman-season record with 2,230 yards passing . . . redshirted in 1992. . . was a journalism/public relations major, earning CFA Scholar-Athlete Team honors and Academic All-American accolades with a 3.68 GPA. . . was a Super Prep, Blue Chip Report and National High School Recruiting Service All-American selection at Ft. Walton Beach (Fla.) High. . . USA Today Florida Player of the Year after completing 167 of 244 passes (state-record 68.4%) for 3,055 yards, 27 TDs and only four interceptions while guiding the team to a 14-0 record and the state Class 4-A title. . . became the first player ever to unanimously gain Northwest Florida Player of the Year honors from the Florida Daily News. . . threw for 5,492 yards with 49 scores and 13 INTs on 323 of 522 attempts during his career. . . All-Sports Association of Northwest Florida Scholastic Award Winner. . . National Honor Society member, graduating with a 4.5 GPA. . . full name is Daniel Carl Wuerffel. . . born May 27, 1974, in Ft. Walton, Florida.

Danny Wuerffel's College Statistics


Year	PASSING					
	Att.	Comp.	Yds.	Int.	LG	TD
1993	273	159	2230	10	73	22
1994	212	132	1754	9	58	18
1995	325	210	3266	10	76	35
1996	360	207	3625	13	85	39

Total	1170	717	10875	42	85	114
-------	------	-----	-------	----	----	-----

Bowl Games

Year	Att.	Comp.	Yds.	Int.	LG	TD
1994 (Sugar)	39	28	394	1	82	1
1995 (Citrus)	31	17	255	3	35	1
1996 (Sugar)	34	18	306	1	47	3

Totals	104	63	955	5	82	6
--------	-----	----	-----	---	----	---



4b

KEITH POOLE

Wide Receiver Ht: 6-0 Wt: 188 College: Arizona State

Poole, just the second player ever selected by the Saints from Arizona State (Mario Bates, 1994), was chosen with 116th pick in the draft. . . an extremely tough player with good hands. . . good at making the reception in traffic, can shield defenders with his body. . . has the ability to get separation from defenders. . . had at least one reception in the Sun Devils' last 33 games. . . very elusive after the catch. . . tied with Doug Allen (1981-84) on the Sun Devils' career-record chart with 25 touchdown receptions. . . his 139 receptions rank fourth and 2,681 yards receiving rank third in Sun Devil annals. . . in 1996 was an All-PAC 10 Conference first-team pick after hauling in 46 passes for 857 yards (18.6 avg.) and 11 TDs in 10 starts at flanker. . . was a semi-finalist for the Biletnikoff Award, given to the nation's top receiver. . . reception total ranked him fourth in the PAC-10. . . yardage total was good for second in the PAC-10. . . snared six passes for 121 yards with 7, 5 and 50-yard scores while also rushing for a 39-yard touchdown in a 52-7 victory over North Texas State. . . also carried four times for 137 yards (34.3 avg.) and one score. . . was an All-PAC 10 Conference first-team pick in 1995, ranking second in the conference and 14th in the nation with an average of 94.18 yards receiving per game. . . fourth in the PAC 10 with 55 receptions, good for 1,036 yards (18.8 avg.) and seven TDs. . . became the fourth player in school history to gain over 1,000 yards receiving in a season. . . rushed five times for 82 yards (16.4 avg.). . . returned 26 punts for 145 yds. . . gained over 160 yards receiving three times. . . had six catches for 200 yards with 2, 38 and 80-yard scores against Nebraska, becoming the fifth Sun Devil to gain at least 200 yards receiving in a game. . . ranked third on the team in 1994 with 31 catches for 669 yards (21.6 avg.) and led the squad with six touchdowns. . . lined up at slotback in 1993

as he made seven receptions for 199 yards (17.0 avg.) and a touchdown. . . returned four punts on the year for 28 yards. . . redshirted in 1992. . . majored in family resources and human development. . . was a two-time All-North Yosemite League selection, adding All-American honorable mention, All-Northern California, All-Valley and All-State first-team as a senior during his three-year career at Clovis (Cal.) High. . . team captain, catching 61 passes for 1,708 yards (28.0 avg.) with 23 touchdowns and set a state record with 373 yards receiving in one game as a senior. . . hauled in 34 passes for 884 yards (28.5 avg.) and 13 scores as a junior. . . also lettered in baseball, finishing 15th in the league in batting average. . . full name is Keith Robert Strohmaier Poole. . . born June 18, 1974, in San Jose, California.

Keith Poole's College Statistics

	RECEIVING					RUSHING			
	No.	Yards	Avg.	LG	TD	No.	Yards	LG	TD
1993	7	119	11.1	37	1	None			
1994	31	669	21.6	83	6	None			
1995	55	1036	18.8	80	7	5	82	39	2
1996	46	857	18.6	50	11	4	137	50	1

Totals	139	2681	19.3	83	25	9	219	50	3
--------	-----	------	------	----	----	---	-----	----	---

	KICKOFF RETURNS					PUNT RETURNS				
	No.	Yards	Avg.	LG	TD	No.	Yards	Avg.	LG	TD
1993	1	20	20.0	20	0	2	28	14.0	15	0
1995	None					26	145	5.6	14	0
Totals	1	20	20.0	20	0	28	173	6.2	15	0



6

NICKY SAVOIE

Tight End Ht: 6-5 Wt: 253 College: Louisiana State

Savoie is an athletic pass catcher and a dominant drive blocker. . . good route runner, but is able to adjust to the tough catch. . . in 1996, was named a Super Sleeper Team pick by The NFL Draft Report. . . started the final 10 games at H-back, catching 15 passes for 209 yards (13.9 avg.). . . registered a season-high five passes for 36 yards in 19-15 victory over Auburn. . . made a pair of catches for 41 yards in a 63-7 triumph over New Mexico State. . . added receptions of 27 yards vs. Florida and a season-long 31-yarder in a 28-20 defeat of Mississippi State. . . started seven games, seeing action in all 10 in 1995, catching seven passes for 61 yards and three TDs. . . his first reception as a Tiger was a 4-yard touchdown grab in a 12-6 decision over Auburn. . . hauled in three passes for 30 yards, including an 18-yard touchdown as the Tigers trounced North Texas State 49-7. . . was a standout quarterback at Gulf Coast Junior College in 1994 garnering second-team All-Mississippi Junior College honors in 1994. . . completed 106 of 210 passes (50.5%) for 1,449 yards and eight touchdowns. . . added 285 yards and three scores on the ground. . . played in

the Mississippi Junior College All-Star Game. . . while at LSU, majored in kinesiology. . . was an All-Conference selection at South LaFourche (La.) High. . . full name is Nicky John Savoie. . . born September 21, 1973 in Cut Off, Louisiana.

Nicky Savoie's College Statistics RECEIVING

	No.	Yards	Avg.	LG	TD
1995	7	61	8.7	18	3
1996	15	209	13.9	31	0
Totals	22	270	12.3	31	3

Nicky Savoie's College Statistics PASSING

Year	Att.	Comp.	Yds.	Int.	LG	TD
1994	210	106	1449	3	N/A	8

SAINTS LONGEST PLAYS - 1996

RUN FROM SCRIMMAGE — 63, Ray Zellars, vs. Chicago, 10/13

Opponent — 70t, LeShon Johnson, vs. Arizona, 9/22

PASS PLAY — 57t, Doug Nussmeier to Terry Guess, vs. Atlanta, 12/8

Opponent — 70, Tony Banks to Isaac Bruce, vs. St. Louis, 12/1

PUNT RETURN — 16, Tyrone Hughes, at Tampa Bay, 11/24

Opponent — 84t, Winslow Oliver, vs. Carolina, 9/8

KICKOFF RETURN — 58, Tyrone Hughes at Cincinnati, 9/15

Opponent — 71, Dexter Carter, vs. San Francisco, 11/3

INTERCEPTION RETURN — 33, Eric Allen, at St. Louis, 12/21

Opponent — 35, Bracey Walker, at Cincinnati, 9/15

PUNT — 63, Klaus Wilmsmeyer, at Carolina, 10/20

Opponent — 67, Greg Montgomery, at Baltimore, 9/29

FIELD GOAL — 54, Doug Brien, vs. Chicago, 10/13

Opponent — 51, John Kasay, twice (both vs. Carolina, 9/8)

HOW THE SAINTS ARE BUILT

Year	Draft (22)	Trade (4)	Free Agents (27)
1989 9-7	Wayne Martin DT (1)		
1990 8-8	Renaldo Turnbull DE (1)		
1992 12-4			
1993 8-8	William Roaf T (1a) Irv Smith TE (1b) Derek Brown RB (4b)		
1994 7-9	Joe Johnson DE (1) Mario Bates RB (2) Winfred Tubbs LB (3) Doug Nussmeier QB (4)		Ernest Dixon LB Andy McCollum C/G
1995 7-9	Mark Fields LB (1) Ray Zellars FB (2) Mike Verstegen G (3) William Strong CB (5) Lee DeRamus WR (6)	Willie Broughton DT (from Oakland)	Eric Allen CB Doug Brien K Richard Harvey LB Brian Jones LB Ed King G Anthony Newman S
1996 3-13	Alex Molden CB (1) Je'Rod Cherry S (2) Brady Smith DE (3) Ricky Whittle RB (4) Mercury Hayes WR (5a) Tom Ackerman C/G (5b) Terry Guess WR (5c) Keno Hills T (6a)	Austin Robbins DT (from Oakland)	Brett Bech WR Kendall Gammon C Paul Green TE Earnest Hunter RB Tony Johnson TE Clarence Jones T Darren Mickell DE Emile Palmer DT
1997		Daryl Hobbs WR (from Oakland) Heath Shuler QB (from Washington)	Vashone Adams S Louis Age T Shannon Baker WR Wes Bender FB Jerry Fontenot C Eric Guliford WR Andre Hastings WR Randal Hill WR Fred McCrary FB Mark Royals P Ricky Siglar T Mickey Washington CB

Off Waivers (2): 1995: C/G Donald Willis (Seattle); 1996: LB Don Davis (Kansas City).

NEW ORLEANS SAINTS 1997 VETERAN ROSTER

No.	Name	Pos	Ht.	Wt.	NFL Exp	Birthdate	College	How Acq.
69	Ackerman, Tom	C/G	6-3	290	2	9/6/72	Eastern Washington	D5b-96
27	Adams, Vashone	S	5-10	198	3	9/12/73	Eastern Michigan	FA-97
70	Age, Louis	T	6-7	350	2	2/1/70	Southwest La.	FA-97
21	Allen, Eric	CB	5-10	180	10	11/22/65	Arizona St.	IFA-95(Phi)
15	Baker, Shannon	WR	5-9	185	3	7/20/71	Florida State	FA-97
24	Bates, Mario	RB	6-1	217	4	1/16/73	Arizona St.	D2-94
40	Bender, Wes	FB	5-10	230	2	8/2/70	USC	FA-97
10	Brien, Doug	K	6-0	180	4	11/24/70	California	FA-95
99	Broughton, Willie	DT	6-5	285	11	9/9/64	Miami (Fla.)	Tr-95(Oak)
22	Brown, Derek	RB	5-9	205	5	4/15/71	Nebraska	D4b-93
37	Cherry, Je'Rod	S	6-0	196	2	5/30/73	California	D2-96
53	Davis, Don	LB	6-1	240	2	12/17/72	Kansas	FA-96
87	DeRamus, Lee	WR	6-0	205	3	8/24/72	Wisconsin	D6-95
56	Dixon, Ernest	LB	6-1	240	4	10/17/71	South Carolina	FA-94
43	Duckett, Forey	CB	6-3	195	2	2/5/70	Nevada-Reno	FA-97
55	Fields, Mark	LB	6-2	244	3	11/9/72	Washington St.	D1-95
62	Fontenot, Jerry	C/G	6-3	300	9	11/21/66	Texas A&M	UFA-97(Chi)
60	Gammon, Kendall	C	6-4	288	6	10/23/68	Pittsburg St. (Kan.)	FA-96
85	Green, Paul	TE	6-3	253	5	10/8/66	USC	FA-96
18	Guess, Terry	WR	6-0	200	2	9/22/74	Gardner-Webb	D5c-96
84	Guliford, Eric	WR	5-8	165	4	10/25/69	Arizona State	FA-97
52	Harvey, Richard	LB	6-1	242	8	9/11/66	Tulane	UFA-95(Den)
88	Hastings, Andre	WR	6-1	190	5	11/7/70	Georgia	UFA-97(Pitt)
89	Hayes, Mercury	WR	5-11	195	2	1/1/73	Michigan	D5a-96
81	Hill, Randal	WR	5-10	180	7	9/21/69	Miami	UFA-97(Mia)
76	Hills, Keno	T	6-6	305	2	6/13/73	Southwestern La.	D6a-96
80	Hobbs, Daryl	WR	6-2	175	5	5/23/68	Pacific	Tr-97(Oak)
32	Hunter, Earnest	RB	5-8	201	3	12/21/70	Southeast Oklahoma	FA-96
94	Johnson, Joe	DT	6-4	270	4	7/11/72	Louisville	D1-94
86	Johnson, Tony	TE	6-5	255	2	2/5/72	Alabama	FA-96
58	Jones, Brian	LB	6-1	250	4	1/22/68	Texas	FA-95
74	Jones, Clarence	T	6-6	280	7	5/6/68	Maryland	UFA-96(SIL)
61	King, Ed	G	6-4	300	5	12/3/69	Auburn	FA-95
93	Martin, Wayne	DT	6-5	275	9	10/26/65	Arkansas	D1-89
67	McCollum, Andy	C/G	6-4	295	4	6/2/70	Toledo	FA-94
44	McCrary, Fred	FB	6-0	219	2	9/19/72	Mississippi St.	FA-97
92	Mickell, Darren	DE	6-4	291	6	8/3/70	Florida	UFA-96(KC)
25	Molden, Alex	CB	5-10	190	2	8/4/73	Oregon	D1-96
30	Newman, Anthony	S	6-0	200	10	11/21/65	Oregon	FA-95
13	Nussmeier, Doug	QB	6-3	211	4	12/11/70	Idaho	D4-94
68	Reese, Darren	G	6-4	295	2	10/25/70	Ohio U.	FA-97
77	Roaf, William	T	6-5	300	5	4/18/70	Louisiana Tech	D1a-93
95	Robbins, Austin	DT	6-6	290	4	3/1/71	North Carolina	Tr-96(Oak)
3	Royals, Mark	P	6-5	215	8	6/22/64	Appalachian State	FA-97
5	Shuler, Heath	QB	6-2	216	4	12/31/71	Tennessee	Tr-97(Wash)
71	Siglar, Ricky	T	6-7	308	6	6/14/66	San Jose St.	UFA-97(KC)
51	Sims, William	LB	6-4	271	2	12/30/70	Southwestern La.	FA-97
91	Smith, Brady	DE	6-5	260	2	6/5/73	Colorado St.	D3-96
82	Smith, Irv	TE	6-3	246	4	10/13/71	Notre Dame	D1b-93
41	Strong, William	CB	5-10	191	2	11/3/71	North Carolina St.	D5-95
98	Thomas, Cornell	DE	6-3	270	2	11/11/72	West Georgia Coll.	FA-97
54	Tubbs, Winfred	LB	6-4	250	4	9/24/70	Texas	D3-94
97	Turnbull, Renaldo	DE	6-4	250	8	1/5/66	West Virginia	D1-90
66	Verstegen, Mike	G/T	6-6	311	3	10/24/71	Wisconsin	D3-95
26	Washington, Mickey	CB	5-9	195	8	7/8/68	Texas A&M	UFA-97(Jax)
23	Whittle, Ricky	RB	5-9	200	2	12/21/71	Oregon	D4-96
63	Willis, Donald	C/G	6-3	330	3	7/15/73	North Carolina A&T	FA-96
34	Zellars, Ray	RB	5-11	233	3	3/25/73	Notre Dame	D2-95

NEW ORLEANS SAINTS 1997 FIRST-YEAR ROSTER

50	Aleaga, Ink	LB	6-1	225	R	4/4/73	Washington	FA-97
12	Bagley, Marvin	WR	6-5	220	R	9/26/74	No. Carolina A&T	FA-97
19	Bech, Brett	WR	6-1	184	1	8/20/71	LSU	FA-96
2	Becksvort, John	K	6-1	177	1	2/26/73	Tennessee	FA-97
28	Davis, Troy	RB	5-7	191	R	9/14/75	Iowa State	D3-97
14	Edge, Shayne	P	5-11	174	1	8/21/71	Florida	FA-97
42	Europe, Tom	S	6-0	200	R	7/27/70	Bishops University	FA-97
96	Fickell, Luke	DT	6-4	284	R	8/18/73	Ohio State	FA-97
38	Greer, Donovan	CB	5-9	178	R	9/11/74	Texas A&M	FA-97
48	Harvey, Lee	S	5-11	210	R	6/2/70	Texas Southern	FA-97
35	Hewitt, Chris	S	6-0	210	R	7/22/74	Cincinnati	FA-97
64	Jerich, Mike	G	6-5	300	1	7/10/72	Stanford	FA-97
33	Kelly, Rob	S	6-0	199	R	6/21/74	Ohio State	D2a-97
39	Knight, Sammy	S	6-0	205	R	9/10/75	USC	FA-97
7	Lattimore, Michael	DE	6-3	265	R	2/10/74	North Carolina Cent.	FA-97
45	Leshinski, Ron	FB	6-2	248	R	3/6/74	Army	FA-97
59	Mitchell, Keith	LB	6-2	240	R	7/24/74	Texas A&M	FA-97
65	Naeole, Chris	G	6-3	313	R	12/25/74	Colorado	D1-97
73	O'Brien, Joe	LS/DT	6-2	275	1	11/16/72	Boise St.	FA-97
75	Palmer, Emile	DT	6-3	320	1	4/5/73	Syracuse	FA-96
83	Poole, Keith	WR	6-0	188	R	6/18/74	Arizona State	D4b-97
79	Ray, Leonard Jr.	T	6-3	300	1	8/23/71	Louisville	FA-97
49	Savoie, Nicky	TE	6-5	253	R	9/21/73	LSU	D6-97
90	Tomich, Jared	DE	6-2	258	R	4/24/74	Nebraska	D2b-97
72	Williams, Tashe	T	6-4	300	R	9/23/72	Northern Colorado	FA-97
7	Wuerffel, Danny	QB	6-1	212	R	5/27/74	Florida	D4a-97

NEW ORLEANS SAINTS NUMERICAL ROSTER

2	Becksvort, John	K	43	Duckett, Forey	CB	76	Hills, Keno	T
3	Royals, Mark	P	44	McCrary, Fred	FB	77	Roaf, William	T
5	Shuler, Heath	QB	45	Leshinski, Ron	FB	78	Lattimore, Michael	DE
7	Wuerffel, Danny	QB	48	Harvey, Lee	S	79	Ray, Leonard Jr.	T
10	Brien, Doug	K	49	Savoie, Nicky	TE	80	Hobbs, Daryl	WR
12	Bagley, Marvin	WR	50	Aleaga, Ink	LB	81	Hill, Randal	WR
13	Nussmeier, Doug	QB	51	Sims, William	LB	82	Smith, Irv	TE
14	Edge, Shayne	P	52	Harvey, Richard	LB	83	Poole, Keith	WR
15	Baker, Shannon	WR	53	Davis, Don	LB	84	Guliford, Eric	WR
18	Guess, Terry	WR	54	Tubbs, Winfred	LB	85	Green, Paul	TE
19	Bech, Brett	WR	55	Fields, Mark	LB	86	Johnson, Tony	TE
21	Allen, Eric	CB	56	Dixon, Ernest	LB	87	DeRamus, Lee	WR
22	Brown, Derek	RB	58	Jones, Brian	LB	88	Hastings, Andre	WR
23	Whittle, Ricky	RB	59	Mitchell, Keith	LB	89	Hayes, Mercury	WR
24	Bates, Mario	RB	60	Gammon, Kendall	C	90	Tomich, Jared	DE
25	Molden, Alex	CB	61	King, Ed	G	91	Smith, Brady	DE
26	Washington, Mickey	CB	62	Fontenot, Jerry	C/G	92	Mickell, Darren	DE
27	Adams, Vashone	S	63	Willis, Donald	C/G	93	Martin, Wayne	DT
28	Davis, Troy	RB	64	Jerich, Mike	G	94	Johnson, Joe	DT
30	Newman, Anthony	S	65	Naeole, Chris	G	95	Robbins, Austin	DT
32	Hunter, Earnest	RB	66	Verstegen, Mike	G/T	96	Fickell, Luke	DT
33	Kelly, Rob	S	67	McCollum, Andy	C/G	97	Turnbull, Renaldo	DE
34	Zellars, Ray	RB	68	Reese, Darren	G	98	Thomas, Cornell	DE
35	Hewitt, Chris	S	69	Ackerman, Tom	C/G	99	Broughton, Willie	DT
37	Cherry, Je'Rod	S	70	Age, Louis	T			
38	Greer, Donovan	CB	71	Siglar, Ricky	T			
39	Knight, Sammy	S	72	Williams, Tashe	T			
40	Bender, Wes	FB	73	O'Brien, Joe	LS/DT			
41	Strong, William	CB	74	Jones, Clarence	T			
42	Europe, Tom	S	75	Palmer, Emile	DT			



SAINTS 1997 TRAINING CAMP DEPTH CHART

OFFENSE

WR	81 Randal Hill, 84 Eric Guliford, 19 Brett Bech, 18 Terry Guess, 83 Keith Poole, 12 Marvin Bagley
LT	77 William Roaf, 66 Mike Verstegen, 72 Tashe Williams
LG	67 Andy McCollum, 61 Ed King, 64 Mike Jerich
C	62 Jerry Fontenot, 69 Tom Ackerman, 60 Kendall Gammon
RG	65 Chris Naeole, 63 Donald Willis, 68 Darren Reese
RT	74 Clarence Jones, 71 Ricky Siglar, 70 Louis Age, 76 Keno Hills, 79 Leonard Ray
TE	82 Irv Smith, 86 Tony Johnson, 85 Paul Green, 49 Nicky Savoie, 45 Ron Leshinski
WR	88 Andre Hastings, 80 Daryl Hobbs, 89 Mercury Hayes, 15 Shannon Baker, 87 Lee DeRamus
QB	5 Heath Shuler, 13 Doug Nussmeier, 7 Danny Wuerffel, 9 Jake Delhomme
HB	24 Mario Bates, 22 Derek Brown, 28 Troy Davis, 32 Earnest Hunter
FB	34 Ray Zellars, 23 Ricky Whittle, 40 Wes Bender, 44 Fred McCrary

DEFENSE

LE	91 Brady Smith, 90 Jared Tomich
LT	93 Wayne Martin, 96 Luke Fickell, 99 Willie Broughton
RT	92 Darren Mickell, 95 Austin Robbins, 73 Joe O'Brien
RE	94 Joe Johnson, 78 Michael Lattimore
SLB	97 Renaldo Turnbull, 52 Richard Harvey, 59 Keith Mitchell, 56 Ernest Dixon
MLB	54 Winfred Tubbs, 58 Brian Jones, 51 William Sims
WLB	55 Mark Fields, 53 Don Davis, 50 Ink Aleaga
LCB	25 Alex Molden, 26 Mickey Washington, 43 Forey Duckett, 38 Donovan Greer
RCB	21 Eric Allen, 41 William Strong, 42 Tom Europe
SS	30 Anthony Newman, 37 Je'Rod Cherry, 39 Sammy Knight
FS	27 Vashone Adams, 33 Rob Kelly, 48 Lee Harvey, 35 Chris Hewitt

SPECIALISTS

K	10 Doug Brien, 2 John Becksvoort
P	3 Mark Royals, 14 Shayne Edge

World League - DT Emile Palmer; DE Cornell Thomas



OTHER SAINTS FOR 1997

VASHONE ADAMS, Safety, Eastern Michigan... 5-10, 198... originally signed as a rookie free agent by Cleveland Browns 5/2/95... spent first nine games of rookie season on practice squad... started final six games in place of injured Eric Turner... tallied 57 tackles from secondary and six on special teams... in 1996, played in all 16 games for the Baltimore Ravens, two as a starter... had 29 stops and four passes defended including an interception, plus 11 special teams tackles... signed by the Saints as a free agent 4/7/97... started 18 of 21 games for Eastern Michigan in 1993 and 1994... played for Butte (CO) Junior College in 1992 after transferring from Fort Hayes State in 1991... attended Overland (KS) High School... born 9/12/73 in Aurora, Colorado.

LOUIS AGE, Tackle, Southwestern Louisiana... 6-6, 370... played three years for the Cajuns... drafted in eleventh round by Chicago Bears in 1992... played in six games in 1992... attended Washington Redskins training camp in 1995... signed with the Saints as a veteran free agent 4/25/97... attended St. Augustine High School in New Orleans... single... born 2/1/70 in New Orleans.

INK ALEAGA, Linebacker, Washington... 6-1, 225... was a four-year starter for the Huskies... first-team All-Pac 10 Conference pick his junior and senior seasons... signed with the Saints as a rookie free agent 4/25/97... attended Marynoll High School in Honolulu, Hawaii... single... born 4/27/73 in Honolulu.

MARVIN BAGLEY, Wide Receiver, North Carolina A&T... 6-5, 220... played three years at North Carolina A&T... signed with the Saints as a rookie free agent 4/25/97... attended Durham High School in Durham, North Carolina... single... born 9/26/74 in Durham.

SHANNON BAKER, Wide Receiver, Florida State... 5-10, 192... played four years for the Seminoles... drafted in eighth round by Atlanta Falcons in 1993, waived 8/30/93... signed to Indianapolis Colts active roster 9/22/93... played in four games for the Colts before being waived 9/28/94... signed as one of original ten Jacksonville Jaguars 12/15/94, released during 1995 training camp... played two seasons with the Winnipeg Blue Bombers... signed with the Saints as a veteran free agent 4/25/97... attended Lakeland High School in Lakeland, Florida... single... born 7/20/70 in Bartow, Florida.

BRETT BECH, Wide Receiver, Louisiana State... 6-1, 184... played four years for the Tigers... played two seasons in the Canadian Football League for the San Antonio Texans... signed with the Jacksonville Jaguars 4/24/95, waived 6/7/95... signed to Saints practice squad 11/13/96... activated from practice squad 12/19/96... attended Slidell High School in Slidell, Louisiana... single... born 8/20/71 in Slidell.

JOHN BECKSVOORT, Kicker, Tennessee... 6-1, 177... played four years for the Volunteers compiling 317 points, first on the school's all-time list... converted 52 of 75 field goal attempts and all 161 PATs... originally signed with the Saints 3/26/96, waived 8/19/96, resigned 3/5/97... attended Red Bank High School in Chattanooga, Tennessee, where he was an All-State choice in football and soccer... single... born 2/26/73 in Minneapolis, Minnesota.

WES BENDER, Fullback, Southern California... 5-10, 230... spent the 1993 season on injured reserve with Kansas City Chiefs after signing as rookie free agent... began 1994 season on Oakland Raider practice squad, saw action in final nine games as reserve running back and special teams performer... released by the Raiders after 1995 preseason... played for Frankfurt Galaxy in the World League in 1996... spent 1996 preseason with the Raiders... signed by the Saints as a free agent 3/5/97... two-year letterman at USC after transferring from Glendale (CA) Community College... attended Burroughs High School in Burbank, California... born 8/2/70 in Van Nuys, California.

JAKE DELHOMME, Quarterback, Southwestern Louisiana... 6-2, 205... finished his college career as the state's all-time leading career passer with 9,216 yards... led the Cajuns to three straight winning seasons while starting all four years... signed by the Saints as a rookie free agent 6/10/97... attended Teurlings High School in Lafayette, Louisiana... born 1/10/75 in Lafayette.

FOREY DUCKETT, Cornerback, Nevada... 6-3, 195. . . was Cincinnati's fifth-round draft choice in 1993, was inactive for the first two games, spent the balance on injured reserve with a broken foot. . . played in the first two games of 1994 with the Bengals before being waived 9/16. . . was claimed by Green Bay, and spent six games with the Packers, saw action in three prior to being released 11/8. . . appeared in the final two contests with Seattle as a reserve and on special teams after being signed as a free agent. . . was waived by the Seahawks in 1995 camp, 7/27. . . signed with San Francisco later in camp and was released prior to the regular season. . . played with the Scottish Claymores of the World League this past spring and was the club's starter at left cornerback. . . intercepted 13 passes in his career at Nevada, during which time he was a three-year starter. . . was a first-team All-Big Sky Conference choice as a junior. . . lettered in football, basketball and track at Pinole (Calif.) Valley High School. . . signed with the Saints as a free agent 2/23/96. . . was waived 8/19/96. . . was resigned as a free agent 4/4/97. . . born February 5, 1970 at Oakland, California.

SHAYNE EDGE, Punter, Florida... 5-11, 174... played four years for the Gators... originally signed with the Tampa Bay Buccaneers as a rookie free agent in 1995 but was released before the start of the season... ranked third in the World League with a 40.1 average for the Barcelona Dragons in 1996... signed by the Pittsburgh Steelers 3/8/96, waived 10/25/96... signed with the Saints as a free agent 2/13/97... attended Columbia High School in Lake City, Florida... married (Cindy)... born 8/21/71 in Newton County, Georgia.

TOM EUROPE, Safety, Bishops University... 6-0, 200... played four years at Bishops College... played four years with the British Columbia Lions... signed by the Saints as a free agent 4/4/97... attended Northern Secondary High School in Toronto, Canada... single... born 7/27/70 in Toronto.

LUKE FICKELL, Defensive Tackle, Ohio State... 6-4, 284... started every game during his four years with the Buckeyes... second-team All-Big Ten pick his junior and senior seasons... signed with the Saints as a rookie free agent 4/25/97... attended St. Francis DeSales High School in Columbus, Ohio, where he was an All-State choice as a lineman his senior year and as a tight end his junior year... also won three state heavyweight wrestling titles going undefeated during that span and was two-time junior national freestyle champion... single... born 8/18/73 in Columbus.

DONOVAN GREER, Cornerback, Texas A&M... 5-9, 178... played four years for the Aggies, starting his last three... two-time All-Southwest Conference selection... signed with the Saints as a rookie free agent 4/25/97... All-American first-team selection at Elsie High School in Alief, Texas... single... born 9/11/74 in Houston.

LEE HARVEY, Safety, Texas Southern... 5-11, 210... played three years at Texas Southern... signed with the Saints as a rookie free agent 4/25/97... attended Jefferson High School in Jefferson City, Missouri... single... born 6/2/71 in Kansas City.

CHRIS HEWITT, Safety, Cincinnati... 6-0, 210... played four years for the Bearcats... two-time All-Conference USA selection... signed with the Saints as a rookie free agent 4/25/97... attended Dwight Morrow High School in Englewood, New Jersey... single... born 7/22/74 in Kingston, Jamaica.

MIKE JERICH, Guard, Stanford... 6-5, 300... started two years for the Cardinals after switching from defensive end... originally signed as a rookie free agent with the New York Jets in 1995 but

was released before the start of the season... signed to the Minnesota Vikings practice squad 11/15/95, released 12/7/95... resigned with the Vikings 1/31/96, placed on injured reserve 8/13/96, and released 10/29/96... signed with the Saints as a veteran free agent 4/25/97... attended Lyons Township High School in LaGrange, Illinois... single... born 7/10/72 in Hinsdale, Illinois.

SAMMY KNIGHT, Safety, Southern California... 6-0, 205... played four years for the Trojans... signed with the Saints as a rookie free agent 4/25/97... attended Rubidoux High School in Riverside, California... born 9/10/75 in Fontina, California.

MICHAEL LATTIMORE, Defensive End, North Carolina Central... 6-3, 265... played four years for North Carolina Central... signed with the Saints as a rookie free agent 4/25/97... attended Shelby Senior High School in Shelby, North Carolina... single... born 2/10/74 in Shelby.

RON LESHINSKI, Fullback, Army... 6-2, 248... started every game all four years for the Cadets... signed with the Saints as a rookie free agent 4/25/97... attended Vermilion High School in Vermilion, Ohio... single... born 3/6/74 in Sandusky, Ohio.

FRED MCCRARY, Fullback, Mississippi State... 6-0, 219... originally a sixth-round draft pick by the Philadelphia Eagles in 1995... started four games and appeared in 13 overall during his rookie season... released by the Eagles 8/25/96... signed by the Saints as a free agent 3/5/97... two-year starter for Mississippi State... attended Naples (FL) High School... born 9/19/72 in Naples, Florida.

KEITH MITCHELL, Linebacker, Texas A&M... 6-2, 240... played four years for the Aggies... second-team All-Southwest Conference pick his junior season, second-team All-American and first-team All-Big Twelve honors his senior year... signed with the Saints as a rookie free agent 4/25/97... attended Lakeview High School in Garland, Texas... single... born Clarence Marquis Mitchell on 7/24/74.

JOE O'BRIEN, Defensive Tackle-Long Snapper, Boise State... 6-2, 275... played two years at Santa Clara before transferring for his final two years at Boise State... consensus NCAA Division I-AA All-American and Big Sky Defensive Player of the Year in 1994... originally signed with Minnesota Vikings as a rookie free agent in 1995 but was released before the start of the season... played for the World League's Scottish Claymores in 1996... signed with the Saints 8/13/96, was waived 8/20/96... signed with the Saints as a free agent 3/5/97... attended Pittsburg High School in Pittsburg, California... single... born 11/6/72 in Medford, Oregon.

EMILE PALMER, Defensive Tackle, Syracuse... 6-3, 320... played two years for the Orangemen... played one year for the semi-professional Syracuse Storm... originally signed with the Saints as a rookie free agent 5/16/96, signed to Saints practice squad 8/26/96, signed to active roster 12/14/96... played against New York Giants 12/15/96... attended Fairmont Heights High School in Cheverly, Maryland... born 4/5/73.

LEONARD RAY, JR., Tackle, Louisville... 6-3, 300... played four years for the Cardinals... signed to New England Patriots practice squad 12/30/94, waived 8/19/95... played one year for the semi-professional Connecticut Coyotes... spent one season with the World League's London Monarchs... signed with the Saints as a free agent 2/13/97... attended Port St. Joe High School in Port St. Joe, Florida... single... born 8/23/71 in Port St. Joe.

DARREN REESE, Guard, Ohio University... 6-4, 295... went to camp with the Giants as a rookie free agent in 1994, spent the first nine games of the season on the Giants' practice squad before being activated 11/11... was inactive for six of the final seven games, did not see action in another... was released by New York 8/31/95... was signed by the Saints 2/26/96, but released 8/19/96... was a three-year starter at Ohio U., where he was an All-MAC choice his senior year and an hon-

orable mention selection as a junior... attended Elida (Ohio) High School... single...signed with the Saints as a free agent 5/6/97... born October 25, 1970.

WILLIAM SIMS, Linebacker, Southwest Louisiana... 6-3, 265... in four years at Southwest Louisiana, he notched 252 tackles, 18 for loss and six sacks... he started at both inside and outside linebacker for the Ragin' Cajuns... originally signed with the Vikings as a rookie free agent in 1993 and spent the season on the practice squad... was inactive for eight games in 1994 for the Vikings with various injuries, was a contributor on special teams... was selected by Carolina in the 1995 expansion draft 52nd overall... went to camp with Carolina in 1995... originally signed by the Saints 7/14/96... was waived 8/20/96... was re-signed by the Saints 1/23/97... a graduate of Brooks County (GA) High School, William was a three-time honorable mention all-state selection... born 12/30/70 in Frankfurt, Germany.

CORNELL THOMAS, Defensive End, West Georgia College... 6-4, 269... played four years and started two at West Georgia... originally signed with San Diego Chargers as a rookie free agent 4/28/94... was inactive for all 16 regular-season games but was activated and saw limited action in divisional playoff game against Miami Dolphins 1/8/95... waived by Chargers 8/27/95... signed with Jacksonville Jaguars 1/18/96, waived 8/19/96... signed with the Saints as a veteran free agent 4/25/97... attended Meadowcreek High School in Norcross, Georgia... born 11/11/72 in Livingston, New Jersey.

TASHE WILLIAMS, Tackle, Northern Colorado... 6-4, 300... played four years at Northern Colorado after transferring from Georgia... signed with the Saints as a rookie free agent 4/25/97... attended Air Academy in Colorado Springs, Colorado... born Troy McCrary Williams on 9/23/72.

NEW ORLEANS SAINTS IN OVERTIME GAMES (2-7)

- Nov. 13, 1977 — San Francisco 10, New Orleans 7, at Superdome
(Ray Wersching 33-yard FG)
- Sep. 2, 1979 — Atlanta 40, New Orleans 34, at Superdome
(James Mayberry 6-yard INT ret.)
- Dec. 7, 1980 — San Francisco 38, New Orleans 35, at Candlestick Park
(Ray Wersching 36-yard FG)
- Sep. 18, 1983 — New Orleans 34, Chicago 31, at Superdome
(Morten Andersen 41-yard FG)
- Dec. 11, 1983 — New Orleans 20, Philadelphia 17, at Veterans Stadium
(Morten Andersen 50-yard FG)
- Oct. 21, 1984 — Dallas 30, New Orleans 27, at Texas Stadium
(Rafael Septien 41-yard FG)
- Nov. 26, 1989 — L.A. Rams 20, New Orleans 17, at Superdome
(Mike Lansford 31-yard FG)
- Nov. 24, 1991 — Atlanta 23, New Orleans 20, at Superdome
(Norm Johnson 50-yard FG)
- Sep. 17, 1995 — Atlanta 27, New Orleans 24, at Superdome
(Morten Andersen 21-yard FG)

1996 GAME SUMMARIES

49ERS 27, SAINTS 11 September 1 at 3Com Park (63,970)

San Francisco took advantage of five Saints penalties totaling 54 yards, and field position which started from an average of their own 42, to take a 24-0 halftime lead. After a three and out on their first possession, San Francisco scored on each of their next four series. The Saints did not score their first points of the game until the 7:33 mark of the third quarter. Their only touchdown was scored 6:21 into the fourth quarter. The Saints regrouped for the second half and held the potent San Francisco offense to 117 total yards and seven first downs, while New Orleans amassed 167 yards and 10 first downs in the second half. Renaldo Turnbull had two sacks for the Saints.

New Orleans	— 0	0	3	8 — 11
San Francisco	— 14	10	0	3 — 27

SCORING

S.F. — Vardell 1 run (Wilkins kick)
S.F. — Rice 2 run (Wilkins kick)
S.F. — Wilkins 29 field goal
S.F. — Loville 4 run (Wilkins kick)
N.O. — Brien 35 field goal
S.F. — Wilkins 29 field goal
N.O. — Jeffries 3 pass from Everett (Wilmsmeyer run)

TEAM STATISTICS

	New Orleans	San Francisco
Total First Downs	14	23
Total Net Yards	231	338
Rushes-Yards	18-56	38-157
Net Yards passing	175	181
Passes (A-C-I)	41-16-1	31-18-0
QB Sacked-Yards	0-0	3-18
Punts-Average	8-38.6	7-45.6
Fumbles-Lost	1-1	0-0
Penalties-Yards Lost	6-64	10-79
Time of Possession	23:03	36:57

RUSHING

New Orleans — Bates 14-30; Small 1-22; Brown 2-6; Everett 1-(-2).
San Francisco — Loville 16-61, 1 TD; Young 6-52; Vardell 8-33, 1 TD; Lynn 2-8; Kirby 2-4; Rice 1-2; 1 TD; Grbac 3-(-3).

PASSING

New Orleans — Everett 41-16-1, 175 yards, 1 TD.
San Francisco — Young 29-18-0, 199 yards; Grbac 2-0-0, 0 yards.

RECEIVING

New Orleans — Small 4-52; Jeffries 4-34, 1 TD; Haynes 3-24; Lusk 2-28; Green 1-16; I. Smith 1-15; Brown 1-6.
San Francisco — Rice 5-88; Stokes 4-52; Vardell 4-26; Loville 3-15; Singleton 1-11; Jones 1-7.

PANTHERS 22, SAINTS 20 September 8 at Superdome (43,288)

Carolina's special teams registered all 22 points. After the Saints took the initial lead of the game on the opening series, the Panthers tied the contest with 28 seconds left in the second quarter when Winslow Oliver's punt return for a touchdown tied for the fourth-longest ever against the Saints. New Orleans answered with a touchdown 2:12 into the second quarter, set up by a 51-yard completion from Jim Everett to Michael Haynes three plays earlier. The Panthers responded with three consecutive field goals, including one 4:29 into the third quarter to take their first lead of the day. There were a total of five lead changes in the second half, when the Saints were held to 104 total net yards after amassing 234 in the first half. New Orleans turned the ball over twice in the game. One fumble led to a Carolina field goal and the other occurred at the Panthers' 32. The Saints gained their final advantage of the game midway through the final period, before John Kasay accounted for the game-winning points with 2:09 remaining. Wayne Martin recorded two sacks for the Saints.

Carolina	— 7	6	3	6 — 22
New Orleans	— 7	7	3	3 — 20

SCORING

N.O. — Small 9 pass from Everett (Brien kick)
Car. — Oliver 84 punt return (Kasay kick)
N.O. — Jeffries 27 pass from Everett (Brien kick)
Car. — Kasay 51 field goal
Car. — Kasay 22 field goal
Car. — Kasay 29 field goal
N.O. — Brien 48 field goal
Car. — Kasay 51 field goal
N.O. — Brien 43 field goal
Car. — Kasay 23 field goal

TEAM STATISTICS

	Carolina	New Orleans
Total First Downs	15	14
Total Net Yards	225	338
Rushes-Yards	34-83	20-94
Net Yards passing	142	244
Passes (A-C-I)	21-13-1	32-22-0
QB Sacked-Yards	3-29	2-11
Punts-Average	4-37	5-42.6
Fumbles-Lost	0-0	2-2
Penalties-Yards Lost	8-60	10-85
Time of Possession	31:49	28:11

RUSHING

Carolina — Biakabutuka 21-74; Oliver 7-18; Collins 3-1; Beuerlein 3-(-10).
New Orleans — Bates 15-69; Brown 3-13; Small 1-9; Whittle 1-3.

PASSING

Carolina — Collins 21-13-1, 171 yards.
New Orleans — Everett 32-22-0, 255 yards, 2 TDs.

RECEIVING

Carolina — Muhammed 6-96; Carrier 3-32; Walls 2-34; Green 1-7; Johnson 1-2.
New Orleans — Jeffries 4-70, 1 TD; I. Smith 4-21; Brown 3-28; Lusk 3-24; Haynes 2-82; Small 2-21, 1 TD; Bates 2-9; Neal 1-3; Whittle 1-(-3).

BENGALS 30, SAINTS 15

September 15 at Riverfront Stadium (45,412)

Cincinnati forced four New Orleans turnovers, while the Bengals did not commit any. Those four takeaways were converted into 13 points. For the third straight week, a Saints opponent was the beneficiary of excellent field position. The average drive start for the Bengals was their own 44. Their first three scoring drives, though, went for 54, 84 and 69 yards. The teams traded field goals on their first two possessions of the game, and Doug Brien's 51-yard field goal - which tied a career best - tied the game at three with 2:42 left in the second quarter. The Bengals, however, scored touchdowns on two of their next three series to end the first half. New Orleans opened the second half with a touchdown set up by a Tyrone Hughes 58-yard kickoff return and a 37-yard completion from Jim Everett to Kerry Smith. The Saints then turned the ball over on each of their next three possessions, and four of their next five, leading to all 13 Bengal second half points. Michael Haynes' 156 receiving yards marked his best output as a Saint, and tied for seventh-best in club history. Wayne Martin recorded a sack for the third straight game, giving him 57.5 for his career, moving him ahead of Frank Warren into third on the Saints' all-time list and first among linemen. Winfred Tubbs tallied a team-high 12 tackles for New Orleans.

New Orleans	— 3	3	6	3	— 15
Cincinnati	— 3	14	3	10	— 30

SCORING

Cin. — Pelfrey 33 field goal
 N.O. — Brien 51 field goal
 Cin. — Scott 24 pass from Blake (Pelfrey kick)
 N.O. — Brien 37 field goal
 Cin. — Carter 31 run (Pelfrey kick)
 N.O. — Zellars 3 run (2-pt. failed)
 Cin. — Pelfrey 21 field goal
 Cin. — Pelfrey 35 field goal
 N.O. — Brien 25 field goal
 Cin. — Bienenmy 5 run (Pelfrey kick)

TEAM STATISTICS

	New Orleans	Cincinnati
Total First Downs	15	24
Total Net Yards	314	319
Rushes-Yards	15-27	37-101
Net Yards passing	287	218
Passes (A-C-I)	39-21-3	39-22-0
QB Sacked-Yards	1-9	2-7
Punts-Average	1-44	3-53.3
Fumbles-Lost	1-1	0-0
Penalties-Yards Lost	6-47	4-31
Time of Possession	23:28	36:32

RUSHING

New Orleans — Zellars 7-23, 1 TD; Bates 4-5; Small 1-3; Everett 1-0; Brown 2-(-4).
 Cincinnati — Carter 19-63, 1 TD; Bienenmy 7-33, 1 TD; Blake 4-3; Cothran 2-3; Hearst 5-(-1).

PASSING

New Orleans — Everett 39-21-3, 296 yards.
 Cincinnati — Blake 39-22-0, 225 yards, 1 TD.

RECEIVING

New Orleans — Haynes 5-156; Jeffries 4-34; Small 3-16; I. Smith 2-42; DeRamus 2-25; Brown 2-2; Neal 1-19; Lusk 1-4; Bates 1-(-2).
 Cincinnati — Pickens 8-89; Scott 7-83, 1 TD; Bienenmy 3-17; Carter 2-15; McGee 1-9; Battaglia 1-9.

CARDINALS 28, SAINTS 14

September 22 at Superdome (34,316)

LeShon Johnson rushed for 189 of his 214 yards in the second half. His total ranked as the second-highest figure ever against the Saints. He accounted for a pair of scoring bursts in the fourth quarter on back-to-back offensive plays within a 1:53 span of the final period. The Cardinals got to the Saints' 10 twice in the first half, but had to settle for a pair of field goals, including their initial series of the game. A fumble by the Saints at the Cards' 10 early in the second quarter ended one scoring threat. New Orleans' lone score of the half came when Ernest Dixon foiled a Jeff Feagles punt attempt and Brian Jones returned the loose ball 11 yards for a TD, with 2:15 to play in the half. Arizona re-gained the lead for good with 3:30 remaining in the third quarter, when a 12-play, 91-yard drive was capped by a touchdown and a two-point conversion. Johnson rushed for 31 yards of that total, while quarterback Kent Graham completed all four of his pass attempts, for 62 yards. The Saints' only offensive touchdown on the day occurred six plays following Johnson's second touchdown run, 4:33 into the fourth quarter. Quarterback Jim Everett connected on all four of his pass attempts on the 73-yard drive, for 58 yards. The Saints could not make it into Arizona territory on either of their final two possessions of the game.

Arizona	— 3	3	8	14	— 28
New Orleans	— 0	7	0	7	— 14

SCORING

Ariz. — Davis 25 field goal
 Ariz. — Davis 27 field goal
 N.O. — Jones 11 fumble return (Brien kick)
 Ariz. — R. Moore 20 pass from Graham
 (R. Moore pass from Graham)
 Ariz. — L. Johnson 56 run (Davis kick)
 Ariz. — L. Johnson 70 run (Davis kick)
 N.O. — Jeffries 23 pass from Everett (Brien kick)

TEAM STATISTICS

	Arizona	New Orleans
Total First Downs	20	15
Total Net Yards	432	218
Rushes-Yards	45-267	27-76
Net Yards passing	165	142
Passes (A-C-I)	25-11-0	33-18-1
QB Sacked-Yards	1-0	3-22
Punts-Average	6-43.3	7-42.3
Fumbles-Lost	3-2	2-2
Penalties-Yards Lost	7-57	8-41
Time of Possession	32:24	27:36

RUSHING

Arizona — L. Johnson 21-214, 2 TDs; Centers 9-42; McElroy 4-5; Smith 3-3; Graham 6-2; Sanders 1-1; Feagles 1-0.
 New Orleans — Zellars 12-57; Bates 6-18; Hayes 1-5; Everett 6-(-1); Whittle 2-(-3).

PASSING

Arizona — Graham 25-11-0, 165 yards, 1 TD.
 New Orleans — Everett 33-18-1, 164 yards, 1 TD.

RECEIVING

Arizona — R. Moore 4-91, 1 TD; Sanders 2-35; Dowdell 2-28; Centers 2-3; L. Johnson 1-8.
 New Orleans — Whittle 4-47; Haynes 3-30; Jeffries 2-31, 1 TD; Small 2-13; I. Smith 2-13; DeRamus 1-21; Green 1-7; Lusk 1-2; Zellars 1-1; Neal 1-(-1).

RAVENS 17, SAINTS 10

September 29 at Memorial Stadium (61,063)

The Saints controlled the clock and held the edge in first downs, 18-16. Baltimore, however, came up with the big plays, including a 149-yard rushing effort by Earnest Byner, who had a 42-yard run to set up a Ravens field goal. Baltimore scored in their opening possession of the game on a 64-yard catch-and-run, but the Saints answered with a 15-play, 77-yard drive that used 8:28 of the clock and was capped by a Doug Brien field goal. The Ravens went back up by seven with 2:29 left in the first half. The score remained 10-3 until Jim Everett found Michael Haynes in the end zone for a touchdown on third-and-8, 12 seconds into the fourth quarter. It came three plays after Everett and Torrance Small connected for a 23-yard completion to the Ravens' 33 on third-and-15. Baltimore registered the game-winning score on the ensuing series, 4:33 into the fourth quarter. Consecutive completions of 26 and 29 yards from Vinny Testaverde to Michael Jackson and Brian Kinchen, respectively, put the Ravens at the Saints' 7, before Jackson made a leaping grab in the left corner of the end zone on third-and-6 to put Baltimore on top for good. New Orleans final drive got as far as the Ravens' 31 before being stopped on fourth-and-1 from the Baltimore 31. The Ravens were able to run out the final 6:23 with three first downs. Left guard Jim Dombrowski tied Eric Martin's club record by playing in his 143rd straight game.

New Orleans	— 3	0	0	7	— 10
Baltimore	— 7	3	0	7	— 17

SCORING

Bal. — Alexander 64 pass from Testaverde (Stover kick)
 N.O. — Brien 23 field goal
 Bal. — Stover 38 field goal
 N.O. — Haynes 31 pass from Everett (Brien kick)
 Bal. — Jackson 6 pass from Testaverde (Stover kick)

TEAM STATISTICS

	New Orleans	Baltimore
Total First Downs	18	16
Total Net Yards	298	343
Rushes-Yards	29-96	33-165
Net Yards passing	202	178
Passes (A-C-I)	30-23-0	20-11-0
QB Sacked-Yards	1-5	1-8
Punts-Average	4-46.8	3-45
Fumbles-Lost	0-0	1-0
Penalties-Yards Lost	6-55	4-41
Time of Possession	32:40	27:20

RUSHING

New Orleans — Bates 23-82; Brown 3-9; Everett 3-5.
 Baltimore — Byner 24-149; Gardner 6-19; Testaverde 3-(-3).

PASSING

New Orleans — Everett 30-23-0, 207 yards, 1 TD.
 Baltimore — Testaverde 20-11-0, 186 yards, 2 TDs.

RECEIVING

New Orleans — Haynes 6-94, 1 TD; Lusk 3-16; Neal 3-14; Bates 3-9; Small 2-30; I. Smith 2-30; Brown 1-14; Green 1-13; DeRamus 1-6; Jeffries 1-6.
 Baltimore — Jackson 5-61, 1 TD; Alexander 2-83, 1 TD; Turner 2-9; Kinchen 1-29; Williams 1-4.

SAINTS 17, JAGUARS 13

October 6 at Superdome (34,231)

The Saints made the most of their yardage on the day. 119 of their 197 total net yards were accounted for on their two touchdown drives. The defense also came up big, allowing just two field goals from three Jaguar drives that got inside the Saints' 20. The Saints took the first lead with 5:35 left in the first quarter following a 10-play, 79-yard drive. A 21-yard completion from Jim Everett to Torrance Small on third-and-6 gave the Saints a first-and-goal from the 8. On first play from scrimmage after the score, Joe Johnson stripped the ball from James Stewart and Mark Fields picked it up and scampered 20 yards to the Jaguar's 7, leading to a field goal. Jacksonville's lone touchdown of the game came on a screen pass on third-and-7, with 4:42 left in the first half. Jacksonville had an opportunity to tie the game prior to the half, but they missed on a 48-yard field goal attempt, and could not get off a field goal after getting to the Saints' 30 as time expired. The Jaguars opened the second half with a 77-yard drive that got to the Saints' 5, but Richard Harvey forced the ball loose from Jimmy Smith at the goal line, and Renaldo Turnbull recovered. The Jaguars tied the game on their next series, with 2:53 to play in the third quarter, and went ahead with just 5:15 remaining in the game. The Saints took over at their own 19 with 5:15 on the clock. Everett led the Saints into Jaguars' territory on the strength of a 23-yard completion to Small on third-and-4 from their own 46. Two plays later, the Jaguars were called for pass interference, putting the Saints at the 6, leading to the game-winning touchdown on the following play, with 1:45 left. New Orleans thwarted Jacksonville's final drive which got as far as the Saints' 41, and ended with a Hail Mary attempt being knocked down in the end zone by Anthony Newman. The game was the 144th straight for left guard Jim Dombrowski, establishing a new Saints record.

Jacksonville	— 0	7	3	3	— 13
New Orleans	— 10	0	0	7	— 17

SCORING

N.O. — Bates 1 run (Brien kick)
 N.O. — Brien 27 field goal
 Jack. — Stewart 21 pass from Brunell (Hollis kick)
 Jack. — Hollis 36 field goal
 Jack. — Hollis 19 field goal
 N.O. — Small 6 pass from Everett (Brien kick)

TEAM STATISTICS

	Jacksonville	New Orleans
Total First Downs	22	11
Total Net Yards	382	197
Rushes-Yards	34-141	19-36
Net Yards passing	241	161
Passes (A-C-I)	35-28-0	28-15-1
QB Sacked-Yards	1-9	0-0
Punts-Average	3-41	6-36.7
Fumbles-Lost	3-2	0-0
Penalties-Yards Lost	10-99	10-68
Time of Possession	37:19	22:41

RUSHING

Jacksonville — Stewart 24-79; Means 6-50; Brunell 4-12.
 New Orleans — Bates 16-39, 1 TD; Whittle 3-(-3).

PASSING

Jacksonville — Brunell 35-28-0, 250 yards, 1 TD.
 New Orleans — Everett 28-15-1, 161 yards, 1 TD.

RECEIVING

Jacksonville — McCardell 8-86; Smith 7-61; Mitchell 4-41; Stewart 4-31, 1 TD; Jackson 2-16; Rison 2-12; Brown 1-3.
 New Orleans — Small 4-59, 1 TD; Whittle 4-37; Lusk 3-32; Haynes 1-10; DeRamus 1-9; Jeffries 1-8; Green 1-6.

SAINTS 27, BEARS 24

October 13 at Superdome (43,512)

The Saints put together their most productive running day since the second game of the 1993 season, and Doug Brien kicked a career-long 54-yard field goal with 1:44 to play as the Saints went on for their second straight victory. Ray Zellers accounted for the third-best rushing performance in franchise history. All 17 of Chicago's first-half points came following two Saints turnovers and a failed fourth down conversion. Lee DeRamus' first career TD were all the points the Saints could muster in the first half. New Orleans opened the second half with a Brien field goal, capping a 39-yard drive, in which Zellers carried four times for 35 yards. Zellers broke loose for a 63-yard run on the Saints' next offensive play from scrimmage, leading to the tying touchdown on the following play. The Bears, however, re-gained the edge three plays afterward, with 5:27 left in the third quarter. The Saints got to the Bears' 24 on their following possession before fumbling the ball away. The Saints tied the game on a third down TD run, 4:48 into the final frame. Chicago had an opportunity to take the lead with 3:52 to play after getting to the Saints' 14, but Jeff Jaeger's 32-yard field goal attempt missed wide left. The Saints took over and gave the ball to Zellers, who rushed for 39 yards on four carries, setting up Brien's game-winner. The outcome was secured when Fred Stokes forced the ball loose from Krieg on a sack, and Ernest Dixon returned it 22 yards to the Bears' 3. The Saints rushed for 171 yards in the second half, including 156 by Zellers.

Chicago	— 3	14	7	0 — 24
New Orleans	— 0	7	10	10 — 27

SCORING

Chi. — Jaeger 28 field goal
 Chi. — Conway 18 pass from Krieg (Jaeger kick)
 N.O. — DeRamus 28 pass from Everett (Brien kick)
 Chi. — Spears 1 pass from Krieg (Jaeger kick)
 N.O. — Brien 34 field goal
 N.O. — Haynes 5 pass from Everett (Brien kick)
 Chi. — Conway 53 pass from Krieg (Jaeger kick)
 N.O. — Zellers 3 run (Brien kick)
 N.O. — Brien 54 field goal

TEAM STATISTICS

	Chicago	New Orleans
Total First Downs	18	23
Total Net Yards	327	423
Rushes-Yards	28-105	34-205
Net Yards passing	222	218
Passes (A-C-I)	28-19-0	31-22-1
QB Sacked-Yards	2-25	1-5
Punts-Average	5-43.8	4-43
Fumbles-Lost	2-1	5-3
Penalties-Yards Lost	7-43	6-35
Time of Possession	28:29	31:31

RUSHING

Chicago — Salaam 14-40; Carter 6-37; Hicks 7-28; Conway 1-0.
 New Orleans — Zellers 20-174, 1 TD; Neal 4-16; Whittle 2-12; Everett 4-2; Bates 4-1.

PASSING

Chicago — Krieg 28-19-0, 247 yards, 3 TDs.
 New Orleans — Everett 31-22-1, 223 yards, 2 TDs.

RECEIVING

Chicago — Conway 7-111, 2 TDs; Timpson 5-52; Wetnight 2-48; Carter 2-12; Ingram 1-22; Salaam 1-1; Spears 1-1, 1 TD.
 New Orleans — Small 6-59; Smith 4-48; Haynes 4-39, 1 TD; Lusk 2-19; Jeffries 2-18; Whittle 2-4; DeRamus 1-28, 1 TD; Zellers 1-8.

PANTHERS 19, SAINTS 7

October 20 at Ericsson Stadium (70,888)

Carolina limited the Saints to 174 yards of total offense, including just 62 in the second half. The Panthers took a 3-0 lead with 5:10 left in the first quarter following a Saints fumbled punt. The Saints took the lead with 6:38 remaining in the first half following a 9-play, 57-yard drive. The Panthers would slowly chip away at the lead, however, starting with John Kasay's second field goal on the Panthers' next series. Carolina scored on each of its first two possessions of the second half. The latter - a touchdown - came on a third-and-8 from the Saints' 13. Trailing 16-7, the Saints had a third-and-1 at the Panthers' 31 midway through the fourth quarter, but were stopped on consecutive plays. Carolina took over and marched 48 yards in nine plays towards Kasay's fourth field goal. The Panthers amassed 184 of their 314 total net yards in the second half, including 107 on the ground. Said Jim Mora following his final game as head coach, "We stunk. The second half was an abomination. Give them credit. Terrible, terrible, terrible second half performance in all phases - coaching, playing, all phases of playing. I can't think of one good thing about it. We were absolutely terrible in the second half. It's an embarrassing, shameful, coaching and playing performance by the New Orleans Saints."

New Orleans	— 0	7	0	0 — 7
Carolina	— 3	3	10	3 — 19

SCORING

Car. — Kasay 23 field goal
 N.O. — Zellers 1 run (Brien kick)
 Car. — Kasay 40 field goal
 Car. — Kasay 26 field goal
 Car. — Carrier 13 pass from Collins (Kasay kick)
 Car. — Kasay 39 field goal

TEAM STATISTICS

	New Orleans	Carolina
Total First Downs	10	21
Total Net Yards	174	314
Rushes-Yards	20-71	42-159
Net Yards passing	103	155
Passes (A-C-I)	29-14-1	30-14-0
QB Sacked-Yards	1-14	3-21
Punts-Average	5-44.6	3-44
Fumbles-Lost	1-1	1-0
Penalties-Yards Lost	8-52	5-30
Time of Possession	21:38	38:22

RUSHING

New Orleans — Zellers 17-61; Whittle 2-8; Bates 1-2.
 Carolina — Johnson 29-123; Oliver 5-33; Collins 8-3.

PASSING

New Orleans — Everett 29-14-1, 117 yards.
 Carolina — Collins 30-14-0, 176 yards, 1 TD.

RECEIVING

New Orleans — Whittle 3-8; Small 2-18; Jeffries 2-14; Lusk 2-8; DeRamus 1-16; Neal 1-16; Bates 1-15; Zellers 1-12; Haynes 1-10.
 Carolina — Johnson 5-41; Carrier 3-51, 1 TD; Muhammad 3-46; Griffith 2-16; Walls 1-22.

49ERS 24, SAINTS 17

November 3 at Superdome (53,297)

The 49ers notched field goals in the first and second quarter before the Saints mounted a 55-yard scoring drive on their first series of the second quarter, set up by a Tyrone Hughes 57-yard kickoff return. San Francisco answered on their next possession with a touchdown and 2-point conversion. The 49ers added another field goal with 1:11 left in the third quarter, following an interception by Dedrick Dodge that was returned 26 yards to the Saints' 30. The Saints responded on the fourth play of the fourth quarter with a touchdown that marked Michael Haynes' 400th career reception, cutting the margin to 17-14. Dexter Carter returned the ensuing kickoff 71 yards to the Saints' 21, setting up a Steve Young TD run. The Saints sustained a 16-play, 65-yard drive that resulted in a field goal with 2:16 remaining. After stopping the 49ers, the Saints got the ball back at their own 20 with 1:00 to play, but could only get as far as their own 36. The Saints recorded a season-high six sacks, including two by Willie Broughton.

San Francisco	— 3	11	3	7 — 24
New Orleans	— 0	7	0	10 — 17

SCORING

S.F. — Wilkins 34 field goal
 S.F. — Wilkins 35 field goal
 N.O. — Zellers 1 run (Brien kick)
 S.F. — Rice 36 pass from Young (Young run)
 S.F. — Wilkins 27 field goal
 N.O. — Haynes 50 pass from Everett (Brien kick)
 S.F. — Young 2 run (Wilkins kick)
 N.O. — Brien 37 field goal

TEAM STATISTICS

	San Francisco	New Orleans
Total First Downs	17	18
Total Net Yards	306	293
Rushes-Yards	32-191	28-64
Net Yards passing	115	229
Passes (A-C-I)	23-12-0	40-20-2
QB Sacked-Yards	6-34	4-31
Punts-Average	6-43	6-42.7
Fumbles-Lost	0-0	3-1
Penalties-Yards Lost	9-70	6-48
Time of Possession	29:28	30:32

RUSHING

San Francisco — Kirby 18-90; Floyd 6-43; Rice 1-38; Young 5-9, 1 TD; Lynn 1-6; Loville 1-5.
 New Orleans — Zellers 20-49; Brown 3-6; Whittle 2-5; Neal 3-4.

PASSING

San Francisco — Young 23-12-0, 149 yards, 1 TD.
 New Orleans — Everett 40-20-2, 260 yards, 1 TD.

RECEIVING

San Francisco — Rice 3-45, 1 TD; Popson 2-32; Owens 2-26; Kirby 2-18; Floyd 1-13; Uwaezuoke 1-9; Jones 1-6.
 New Orleans — Haynes 5-121, 1 TD; Small 4-45; Lusk 3-30; DeRamus 2-18; Whittle 2-15; Neal 1-12; Green 1-9; Zellers 1-6; Brown 1-4.

OILERS 31, SAINTS 14

November 10 at Superdome (34,121)

The Oilers scored on the opening series of the game, culminating a 64-yard drive that used just five plays and ended with a screen pass on third-and-9. Mercury Hayes fumbled the ensuing kickoff and Lenoy Jones recovered at the Saints' 28, leading to Houston's second touchdown, five plays afterward, on third-and-7. The Saints answered with a 10 play, 57-yard drive that ended in their first points of the day. Houston added their third TD of the day 1:11 prior to the half after gaining possession at the Saints' 49 with 3:49 on the clock. The Saints came back with another field, with one second to play in the first half, after driving 36 yards. Houston scored again, on their first possession of the second half, before New Orleans notched their only TD of the game, 1:32 into the fourth quarter, which also marked the 200th TD pass of Jim Everett's career.

Houston	— 14	7	7	3 — 31
New Orleans	— 3	3	0	8 — 14

SCORING

Hou. — Sanders 42 pass from Chandler (Del Greco kick)
 Hou. — Harmon 11 pass from Chandler (Del Greco kick)
 N.O. — Brien 29 field goal
 Hou. — Norgard 1 pass from Chandler (Del Greco kick)
 N.O. — Brien 49 field goal
 Hou. — George 1 run (Del Greco kick)
 N.O. — Haynes 34 pass from Everett (Haynes run)
 Hou. — Del Greco 25 field goal

TEAM STATISTICS

	Houston	New Orleans
Total First Downs	20	14
Total Net Yards	309	227
Rushes-Yards	37-148	21-73
Net Yards passing	161	154
Passes (A-C-I)	21-13-1	33-16-0
QB Sacked-Yards	1-12	1-15
Punts-Average	5-47.6	7-42.9
Fumbles-Lost	1-0	3-2
Penalties-Yards Lost	4-33	8-69
Time of Possession	35:25	24:35

RUSHING

Houston — George 25-91, 1 TD; Harmon 5-47; Chandler 4-9; Thomas 3-1.
 New Orleans — Zellers 17-60; Neal 3-14; Hunter 1-(-1).

PASSING

Houston — Chandler 21-13-1, 173 yards, 3 TDs.
 New Orleans — Everett 33-16-0, 169 yards, 1 TD.

RECEIVING

Houston — Harmon 7-108, 1 TD; Davis 2-3; Sanders 1-42, 1 TD; Wycheck 1-16; George 1-3; Norgard 1-1, 1 TD.
 New Orleans — Hunter 5-39; Haynes 2-48, 1 TD; DeRamus 2-24; Lusk 2-13; Small 2-11; Johnson 1-15; Neal 1-12; Zellers 1-7.

FALCONS 17, SAINTS 15

November 17 at Georgia Dome (43,119)

The Saints turned the ball over on each of their first three possessions, including two interceptions, leading to 10 Atlanta points. The Saints' only score of the first half came with 3:18 to play in the second quarter, after Alex Molden's first career interception, but the Falcons extended the lead with 16 seconds left in the first half, following a 78-yard drive. The Saints held the Falcons scoreless in the second half, during which time they held Atlanta to just 92 yards of total offense. The Saints added another field goal on their first series of the second half. They notched their only touchdown of the game 3:35 into the fourth quarter on a screen pass. Down by five points with 8:49 remaining, the Saints marched from their own 24 to the Falcons' 12 before having to settle for another field goal. Atlanta got the ball back at their own 11 with 2:38 to play, and converted one first down before punting to the Saints, who were left at their own 41 with just 18 seconds on the clock and no timeouts.

New Orleans	— 0	3	3	9—15
Atlanta	— 10	7	0	0—17

SCORING

Atl.	— Metcalf 8 pass from Hebert (Andersen kick)
Atl.	— Andersen 38 field goal
N.O.	— Brien 42 field goal
Atl.	— Mathis 5 pass from Hebert (Andersen kick)
N.O.	— Brien 37 field goal
N.O.	— Neal 19 pass from Everett (run failed)
N.O.	— Brien 30 field goal

TEAM STATISTICS

	New Orleans	Atlanta
Total First Downs	15	18
Total Net Yards	270	293
Rushes-Yards	17-35	22-74
Net Yards passing	235	219
Passes (A-C-I)	33-23-2	39-26-1
QB Sacked-Yards	1-9	1-10
Punts-Average	2-45	3-39.7
Fumbles-Lost	1-1	0-0
Penalties-Yards Lost	5-29	7-60
Time of Possession	26:36	33:24

RUSHING

New Orleans — Bates 4-38; Neal 1-1; Zellars 9-(-1); Everett 3-(-3).
Atlanta — Heyward 7-37; Anderson 13-35; Metcalf 1-3; Hebert 1-(-1).

PASSING

New Orleans — Everett 33-23-2, 244 yards, 1 TD.
Atlanta — Hebert 39-26-1, 229 yards, 2 TDs.

RECEIVING

New Orleans — Haynes 6-70; Neal 6-40, 1 TD; Small 4-51; Johnson 4-48; Hunter 2-9; Hayes 1-17.
Atlanta — Emanuel 8-76; Metcalf 5-60, 1 TD; Anderson 4-21; Mathis 4-21, 1 TD; Heyward 3-24; Toback 1-14; Birden 1-13.

BUCCANEERS 13, SAINTS 7

November 24 at Houlihan's Stadium (40,203)

The Saints turned the ball over on their initial series of the game, leading to the Bucs' first points of the game. A key fourth-and-1 conversion from the Saints' 43 kept the scoring drive alive. Tampa Bay was stopped on fourth-and-2 from the Saints' 32 on their ensuing series. The Bucs added another field goal with 2:31 remaining in the first half. The Saints recovered two Tampa Bay fumbles in the second quarter, but could not capitalize. The teams traded touchdowns to open the second half, all the scoring that there would be for the rest of the game. The Saints got into Bucs territory on each of their first two possessions of the fourth quarter, but could not produce any points. The second threat was ended by an interception at the Bucs' 4. Tampa Bay sealed the outcome when Trent Dilfer connected with Robb Thomas for a 30-yard completion on third-and-13 from their own 13 with two minutes left.

New Orleans	— 0	0	7	0—7
Tampa Bay	— 3	3	7	0—13

SCORING

T.B.	— Husted 43 field goal
T.B.	— Husted 38 field goal
T.B.	— Alstott 17 pass from Dilfer (Husted kick)
N.O.	— Johnson 1 pass from Everett (Brien kick)

TEAM STATISTICS

	New Orleans	Tampa Bay
Total First Downs	14	15
Total Net Yards	242	381
Rushes-Yards	20-58	31-130
Net Yards passing	184	251
Passes (A-C-I)	31-20-3	34-20-0
QB Sacked-Yards	1-12	1-2
Punts-Average	6-49.5	5-43
Fumbles-Lost	2-1	3-2
Penalties-Yards Lost	4-24	3-30
Time of Possession	27:16	32:44

RUSHING

New Orleans — Zellars 12-41; Neal 3-8; Bates 2-5; Everett 2-2; Hayes 1-2.
Tampa Bay — Rhett 21-87; Dilfer 2-21; Ellison 2-13; Alstott 5-8; Brooks 1-1.

PASSING

New Orleans — Everett 31-20-3, 196 yards, 1 TD.
Tampa Bay — Dilfer 34-20-0, 253 yards, 1 TD.

RECEIVING

New Orleans — Small 6-85; Lusk 4-30; Zellars 4-11; Neal 3-29; Hayes 1-24; Haynes 1-16; Johnson, 1-1, 1 TD.
Tampa Bay — Alstott 7-91, 1 TD; Harris 4-63; Thomas 3-46; Hawkins 3-24; Williams 2-13; Moore 1-16.

RAMS 26, SAINTS 10

December 1 at Superdome (26,310)

The Rams scored on the first series of the game, set up by a J.T. Thomas 43-yard kickoff return. The Saints tied the game with 2:29 left in the first quarter, four plays after Ernest Dixon deflected a Sean Landeta punt, putting the Saints at the Rams' 14. On the next play from scrimmage Tony Banks connected with Isaac Bruce, who appeared to be on his way for an 80-yard TD. But Mark Fields chased him from behind and brought him down at the 10, leading to another field goal, on the second play of the second quarter. Tyrone Hughes returned the ensuing kickoff 57 yards to the Rams' 40. Mario Bates then had consecutive runs of 11 and 12 yards, leading to New Orleans' only touchdown of the game. Robert Jones deflected a Klaus Wilmsmeyer punt at the 4:23 mark of the second period, putting the Rams at the Saints' 43. Banks hit Heyward Clay for a 34-yard completion, then hit Isaac Bruce for the go-ahead touchdown. The Saints had an opportunity to tie the game with 8:19 to play in the third quarter, but Doug Brien's 48-yard field goal attempt went wide left. St. Louis then responded with scores on each of their next three possessions to secure the decision.

St. Louis	— 3	10	10	3—26
New Orleans	— 3	7	0	0—10

SCORING

St.L.	— Lohmiller 35 field goal
N.O.	— Brien 30 field goal
St.L.	— Lohmiller 32 field goal
N.O.	— Small 17 run (Brien kick)
St.L.	— Bruce 10 pass from Banks (Lohmiller kick)
St.L.	— Lohmiller 49 field goal
St.L.	— Green 1 run (Lohmiller kick)
St.L.	— Lohmiller 27 field goal

TEAM STATISTICS

	St. Louis	New Orleans
Total First Downs	15	14
Total Net Yards	312	228
Rushes-Yards	35-92	24-86
Net Yards passing	220	142
Passes (A-C-I)	23-11-1	31-15-0
QB Sacked-Yards	1-11	3-27
Punts-Average	2-22.5	5-38.2
Fumbles-Lost	4-1	3-1
Penalties-Yards Lost	10-85	6-55
Time of Possession	32:35	27:25

RUSHING

St. Louis — Green 20-65, 1 TD; Robinson 6-17; Banks 9-10.
New Orleans — Bates 8-29; Hunter 4-23; Small 1-17, 1 TD; Zellars 6-11; Nussmeier 3-6; Everett 1-0; Neal 1-0.

PASSING

St. Louis — Banks 23-11-1, 231 yards, 1 TD.
New Orleans — Everett 16-8-0, 68 yards; Nussmeier 15-7-0, 101 yards.

RECEIVING

St. Louis — Bruce 4-112, 1 TD; Kennison 2-39; Green 2-31; Clay 1-34; Wright 1-11; Ross 1-4.
New Orleans — Neal 5-22; Hunter 4-37; Small 3-38; Hayes 2-60; Guess 1-12.

FALCONS 31, SAINTS 15

December 8 at Superdome (32,923)

Atlanta overcame three turnovers to hand the Saints their seventh consecutive loss. It also marked the second straight year in which the Falcons swept the season series. The Saints took an early lead, on their first possession of the game, after a Greg Jackson interception put the Saints at the Falcons' 45. Atlanta responded with a touchdown on the ensuing series, set up by a 25-yard pass from Bobby Hebert to Craig Heyward. The Saints forced Falcon turnovers on two of their next three defensive series, but could not capitalize. Doug Brien's 41-yard field goal attempt with 2:16 to play in the first half was blocked. That led to an 8-play, 68-yard drive that ended with a touchdown just 29 seconds before the half. A Saints fumble on the second play of the second half led to another Falcons score. The Saints first touchdown of the game came with 2:25 left in the third quarter, and the drive covered just one play. It marked the first NFL TD pass for Doug Nussmeier and the first NFL TD reception for Terry Guess. The Falcons, however, recorded scores on each of their first two possessions of the fourth quarter to put the game out of reach. The Saints concluded the scoring with 2:05 on the clock, capping a 12-play, 75-yard drive.

Atlanta	— 7	7	7	10—31
New Orleans	— 3	0	6	6—15

SCORING

N.O.	— Brien 34 field goal
Atl.	— Lyons 3 pass from Hebert (Andersen kick)
Atl.	— Metcalf 4 pass from Hebert (Andersen kick)
Atl.	— Heyward 1 run (Andersen kick)
N.O.	— Guess 57 pass from Nussmeier (pass failed)
Atl.	— Emanuel 3 pass from Hebert (Andersen kick)
Atl.	— Andersen 33 field goal
N.O.	— Bates 4 run (pass failed)

TEAM STATISTICS

	Atlanta	New Orleans
Total First Downs	19	14
Total Net Yards	304	251
Rushes-Yards	25-122	21-83
Net Yards passing	182	168
Passes (A-C-I)	29-20-2	36-21-1
QB Sacked-Yards	2-16	1-3
Punts-Average	4-43.3	7-38.9
Fumbles-Lost	3-1	2-1
Penalties-Yards Lost	9-70	12-76
Time of Possession	30:31	29:29

RUSHING

Atlanta — Anderson 13-71; Heyward 9-47, 1 TD; Hebert 3-4.
New Orleans — Bates 14-70, 1 TD; Whittle 4-8; Hunter 2-6; Guess 1-(-1).

PASSING

Atlanta — Hebert 29-20-2, 198 yards, 3 TDs.
New Orleans — Nussmeier 35-21-1, 171 yards, 1 TD; Hunter 1-0-0.

RECEIVING

Atlanta — Emanuel 5-22, 1 TD; Anderson 4-39; Mathis 3-42; Birden 3-30; Heyward 2-49; Metcalf 2-13, 1 TD; Lyons 1-3, 1 TD.
New Orleans — Neal 6-19; Whittle 4-23; DeRamus 3-29; Bates 3-6; Guess 1-57, 1 TD; Johnson 1-12; Small 1-12; Hunter 1-9; Lusk 1-4.

SAINTS 17, GIANTS 3**December 15 at Giants Stadium (52,530)**

The Saints' defense dominated all day long with their best performance of the year, including a season-high seven sacks and three interceptions. New Orleans also held New York to just 36 yards of total offense in the second half. Of New York's 18 possessions, just five made it past midfield. Two ended on downs, and another was halted by an interception. The Saints took a 7-0 lead, 4:37 into the second quarter. Completions of 23 and 22 yards from Jim Everett to Paul Green and Earnest Hunter, respectively, to convert third downs put the Saints at the Giants' 4. New York's only score of the game came after they got the ball at the Saints' 10 following a fumble recovery. The Saints went back up by seven, 6:01 into the fourth quarter, while Mario Bates rushed for 52 yards on New Orleans' next series, which ended with the longest scoring run by a Saint this year, with 3:47 to play. Wayne Martin led the Saints' defense with 2.5 sacks and a forced fumble, and was named NFC Defensive Player of the Week.

New Orleans —	0	7	0	10	—	17
New York —	0	0	3	0	—	3

SCORING

N.O. — Neal 1 run (Brien kick)
 N.Y. — Daluiso 30 field goal
 N.O. — Brien 51 field goal
 N.O. — Bates 22 run (Brien kick)

TEAM STATISTICS

	New Orleans	New York
Total First Downs	11	10
Total Net Yards	261	138
Rushes-Yards	41-155	23-90
Net Yards passing	106	48
Passes (A-C-I)	22-12-1	38-13-3
QB Sacked-Yards	0-0	7-46
Punts-Average	10-36.3	9-38
Fumbles-Lost	2-2	3-1
Penalties-Yards Lost	6-45	4-25
Time of Possession	31:45	28:15

RUSHING

New Orleans — Bates 32-129, 1 TD; Whittle 3-24; Neal 4-6, 1 TD; Everett 1-(-1); Guess 1-(-3).
 New York — Downs 7-42; Hampton 9-38; Brown 2-11; Wheatley 3-(-1); Kanell 1-0; Way 1-0.

PASSING

New Orleans — Everett 22-12-1, 106 yards.
 New York — Brown 18-8-2, 42 yards; Kanell 20-5-1, 52 yards.

RECEIVING

New Orleans — Hunter 3-35; Neal 2-9; Whittle 2-7; Bates 2-4; Green 1-23; Small 1-16; Haynes 1-12.
 New York — Lewis 3-26; Dawsey 2-29; Downs 2-15; Cross 2-5; Calloway 1-9; Hampton 1-5; Saxton 1-3; Way 1-2.

RAMS 14, SAINTS 13**December 21 at TransWorld Dome (57,681)**

The Saints scored on each of their first two possessions of the game. The first came on their first offensive play from scrimmage, after Eric Allen returned an interception 33 yards to the Rams' 1. New Orleans had the ball at the Rams' 31 with just more than two minutes left in the first half, after Anthony Newman returned an interception 19 yards to the Rams' 31. But a fumble three plays later ended the scoring opportunity. Nevertheless, the Saints held a 10-0 halftime lead after limiting St. Louis to just 35 total net yards in the first half, and sacking Rams QBs five times. The Rams got their initial points of the game with 4:29 left in the third quarter. The Saints' only score of the second half occurred on the second play of the fourth quarter. St. Louis marched to the Saints' 19 on the ensuing series, but a Mark McMillian interception ended that threat. The Rams stopped the Saints on three straight plays and got the ball back at the Saints' 33 following a 10-yard punt return by Eddie Kennison. A 6-play drive culminated with the winning points, with 5:30 remaining. Tyrone Hughes returned the ensuing kickoff 38 yards to the Rams' 49, but the Saints could only get as far as the 39 before being forced to punt.

New Orleans —	10	0	0	3	—	13
St. Louis —	0	0	7	7	—	14

SCORING

N.O. — Bates 1 run (Brien kick)
 N.O. — Brien 43 field goal
 St.L. — Bruce 22 pass from Martin (Huerta kick)
 N.O. — Brien 35 field goal
 St.L. — Kennison 15 pass from Martin (Huerta kick)

TEAM STATISTICS

	New Orleans	St. Louis
Total First Downs	12	14
Total Net Yards	241	187
Rushes-Yards	33-93	25-51
Net Yards passing	148	136
Passes (A-C-I)	26-17-0	29-16-3
QB Sacked-Yards	1-8	6-35
Punts-Average	7-35.3	6-49.7
Fumbles-Lost	2-1	0-0
Penalties-Yards Lost	7-60	1-10
Time of Possession	32:25	27:35

RUSHING

New Orleans — Bates 21-67, 1 TD; Hunter 7-16; Neal 2-9; DeRamus 1-2; Everett 1-1; Whittle 1-(-2).
 St. Louis — Banks 3-15; Martin 4-13; Phillips 9-11; Green 6-9; Lyle 1-2; Moore 2-1.

PASSING

New Orleans — Everett 26-17-0, 156 yards.
 St. Louis — Banks 9-4-1, 39 yards; Martin 19-12-1, 132 yards, 2 TDs; Bruce 1-0-1.

RECEIVING

New Orleans — Haynes 4-65; Small 4-32; Whittle 4-24; Hunter 2-9; Green 1-17; DeRamus 1-6; Bates 1-3.
 St. Louis — Bruce 7-97, 1 TD; Kennison 4-42, 1 TD; Green 2-10; Laing 1-9; Phillips 1-8; Moore 1-5.

WHERE THE SAINTS STOOD IN 1996 (NFC/NFL)

	Offense	Defense
Points	14/29	10/20
Total Net Yards	14/29	8/13
Net Rushing Yards	15/30	14/27
Net Passing Yards	12/25	3/3
First Downs	15/30	7/11
Third Down Conversions	14/28	9/14
Time of Possession	12/27	
Takeaway/Giveaway Ratio	14/28	
Takeaways		14/29T
Giveaways	13/27T	

New Orleans Saints Yearly Rankings (1987-96)

	NFC			DEFENSE		
	Total	Rush	Pass	Total	Rush	Pass
1987	7	2	11	3	2	2
1988	9	3	11	7	9	8T
1989	6	6	6	6	1	12
1990	12	8	12	8	5	9
1991	7	8	6	2	2	2
1992	9	10	6	2	4	1
1993	10	7	9	6	13	1
1994	6	13	4	12	9	13
1995	10	14	7	11	12	10
1996	14	15	12	8	14	3

	NFL			DEFENSE		
	Total	Rush	Pass	Total	Rush	Pass
1987	14	3	21	4	3	6
1988	16	11	18	12	11	18
1989	11	11	13	12	1	26
1990	23	16	26	15	6	19
1991	15	14	10	2	2	2
1992	14	16	11	2	7T	1
1993	21	14	21	7	25	1
1994	12	26	8	25	18	26
1995	19	28	10	22	21	22
1996	29	30	25	13	27	3

SAINTS 1996 STATISTICS

WON 3, LOST 13

9/1 L 11-27	at San Francisco	63,970
9/8 L 20-22	Carolina	43,288
9/15 L 15-30	at Cincinnati	45,412
9/22 L 14-28	Arizona	34,316
9/29 L 10-17	at Baltimore	61,063
10/6 W 17-13	Jacksonville	34,231
10/13 W 27-24	Chicago	43,512
10/20 L 7-19	at Carolina	70,888
11/03 L 17-24	San Francisco	53,297
11/10 L 14-31	Houston	34,121
11/17 L 15-17	at Atlanta	43,119
11/24 L 7-13	at Tampa Bay	40,203
12/1 L 10-26	St. Louis	26,310
12/8 L 15-31	Atlanta	32,923
12/15 W 17-3	at New York Giants	52,530
12/21 L 13-14	at St. Louis	57,681

	N.O.	OPP.
TOTAL FIRST DOWNS.....	232	287
Rushing.....	77	104
Passing.....	135	152
Penalty.....	20	31
3rd Down: Made/Att.....	65/207	85/232
3rd Down: Pct.....	31.4	36.6
4th Down: Made/Att.....	6/19	9/16
4th Down: Pct.....	31.6	56.3
POSSESSION AVG.....	27:33	32:27
TOTAL NET YARDS.....	4206	4910
Avg. Per Game.....	262.9	306.9
Total Plays.....	923	1027
Avg. Per Play.....	4.6	4.8
NET YARDS RUSHING.....	1308	2076
Avg. Per Game.....	81.8	129.8
Total Rushes.....	386	521
NET YARDS PASSING.....	2989	2834
Avg. Per Game.....	181.1	177.1
Sacked/Yards Lost.....	22/171	41/283
Gross Yards.....	3069	3117
Att./Completions.....	515/295	465/267
Completion Pct.....	57.3	57.4
Had Intercepted.....	17	12
PUNTS/AVERAGE.....	87/40.8	74/43.0
NET PUNTING AVG.....	87/32.5	74/40.1
PENALTIES/YARDS.....	114/853	102/823
FUMBLES/BALL LOST.....	30/20	25/10
TOUCHDOWNS.....	24	34
Rushing.....	10	11
Passing.....	13	22
Returns.....	1	1

SCORE BY PERIODS

	Q1	Q2	Q3	Q4	OT	PTS.
SAINTS	42	58	38	91	0	229
OPP.	80	105	78	76	0	339

	PASSING.....Att.	Cmp	Yds	Cmp%	Yds/Att	TD	TD%	Int	Int%	Long	Sack/Lost	Rating
Everett.....	464	267	2797	57.5	6.03	12	2.6	16	3.4	51	19/154	69.4
Nussmeier.....	50	28	272	56.0	5.44	1	2.0	1	2.0	571	3/17	69.8
Hunter LG.....	1	0	0	0.0	0.00	0	0.0	0	0.0	0	0/0	39.6
Hunter TM.....	1	0	0	0.0	0.00	0	0.0	0	0.0	0	0/0	39.6
TEAM.....	515	295	3069	57.3	5.96	13	2.5	17	3.3	571	22/171	69.3
OPPONENTS.....	465	267	3117	57.4	6.70	22	4.7	12	2.6	70	41/283	82.9

SCORING

	TD-Ru	-Pa	-RT	PAT	FG	S	PTS.
Brien.....	0	0	0	18/18	21/25	0	81
Haynes.....	4	0	4	0	0	0	26
Bates.....	4	4	0	0	0	0	24
Zellars.....	4	4	0	0	0	0	24
Jeffries.....	3	0	3	0	0	0	18
Small.....	3	1	2	0	0	0	18
Neal.....	2	1	1	0	0	0	12
DeRamus.....	1	0	1	0	0	0	6
Guess.....	1	0	1	0	0	0	6
T. Johnson.....	1	0	1	0	0	0	6
B. Jones.....	1	0	0	1	0	0	6
Wilmsmeyer.....	0	0	0	0	0	0	2
TEAM.....	24	10	13	1	18/18	21/25	229
OPP.....	34	11	22	1	32/32	33/42	339

2 Pt. Conv.: Haynes, Wilmsmeyer, TEAM 2-6, OPP. 2-2

SACKS: Martin 11.0, J. Johnson 7.5, Turnbull 6.5, Mickell 3.0, Broughton 2.0, Fields 2.0, Harvey 2.0, Molden 2.0, B. Smith 2.0, Robbins 1.0, Stokes 1.0, Tubbs 1.0

SAINTS.....41.0
OPPONENTS.....22.0

RUSHING

	No.	Yds.	Avg.	Long	TD
Bates.....	164	584	3.6	33	4
Zellars.....	120	475	4.0	63	4
Neal.....	21	58	2.8	11	1
Whittle.....	20	52	2.6	15	0
Small.....	4	51	12.8	22	1
Hunter LG.....	15	44	2.9	9	0
Hunter TM.....	14	44	3.1	9	0
Brown.....	13	30	2.3	12	0
Hayes.....	2	7	3.5	5	0
Nussmeier.....	3	6	2.0	6	0
Everett.....	22	3	0.1	3	0
DeRamus.....	1	2	2.0	2	0
Guess.....	2	-4	-2.0	-1	0
TEAM.....	386	1308	3.4	63	10
OPP.....	521	2076	4.0	70	11

KICKOFF RETURNS

	No.	Yds.	Avg.	Long	TD
Hughes.....	70	1791	25.6	58	0
Hunter LG.....	10	198	19.8	29	0
Hunter TM.....	1	20	20.0	20	0
Hayes.....	2	30	15.0	17	0
B. Smith.....	2	14	7.0	8	0
Brown.....	1	10	10.0	10	0
Lusk.....	1	16	16.0	16	0
McCleskey TM.....	1	18	18.0	18	0
TEAM.....	78	1899	24.3	58	0
OPP.....	52	1155	22.2	71	0

FIELD GOALS

	1-19	20-29	30-39	40-49	50+
Brien.....	0/0	4/4	9/10	5/7	3/4
TEAM.....	0/0	4/4	9/10	5/7	3/4
OPP.....	1/1	14/14	13/15	3/6	2/6

PUNT RETURNS

	Ret	FC	Yds	Avg	Long	TD
Hughes.....	30	20	159	5.1	16	0
Guess.....	1	0	7	7.0	7	0
Hunter LG.....	0	1	0	---	---	0
TEAM.....	31	20	159	5.1	16	0
OPP.....	43	21	546	12.7	84	1

INTERCEPTIONS

	No.	Yds.	Avg.	Long	TD
Newman.....	3	40	13.3	21	0
Jackson.....	3	24	8.0	10	0
McMillian.....	2	4	2.0	4	0
Molden.....	2	2	1.0	2	0
Allen.....	1	33	33.0	33	0
Tubbs.....	1	11	11.0	11	0
TEAM.....	12	114	9.5	33	0
OPP.....	17	93	5.5	35	0

RECEIVING

	No.	Yds.	Avg.	Long	TD
Small.....	50	558	11.2	41	2
Haynes.....	44	786	17.9	51	4
Neal.....	31	194	6.3	23	1
Lusk.....	27	210	7.8	24	0
Whittle.....	26	162	6.2	28	0
Jeffries.....	20	215	10.8	27	3
Hunter LG.....	18	163	9.1	25	0
Hunter TM.....	17	138	8.1	22	0
DeRamus.....	15	182	12.1	28	1
I. Smith.....	15	144	9.6	37	0
Bates.....	13	44	3.4	15	0
Zellars.....	9	45	5.0	12	0
Brown.....	8	54	6.8	18	0
Green.....	7	91	13.0	23	0
T. Johnson.....	7	76	10.9	17	1
Hayes.....	4	101	25.3	50	0
Guess.....	2	69	34.5	57	1
TEAM.....	295	3069	10.4	57	13
OPP.....	267	3117	11.7	70	22

PUNTING

	No.	Yds	Avg	Net	TB	In	Lg	B
Wilmsmeyer.....	73	2965	40.6	35.6	5	21	53	1
TEAM.....	73	2965	40.6	35.6	5	21	53	1
OPP.....	66	2756	41.8	35.6	7	24	61	0

Brien, N.O.: (35G) (48G, 43G) (51G, 37G, 25G) () (23G, 38N) (27G) (34G, 54G) () (37G) (29G, 49G) (42G, 37G, 30G) () (30G, 48N) (34G, 41B) (53N, 51G) (43G, 35G)
 TEAM: (35G) (48G, 43G) (51G, 37G, 25G) () (23G, 38N) (27G) (34G, 54G) () (37G) (29G, 49G) (42G, 37G, 30G) () (30G, 48N) (34G, 41B) (53N, 51G) (43G, 35G)
 OPPONENTS: (29G, 29G) (51G, 22G, 29G, 51G, 23G) (33G, 21G, 35G, 37N) (25G, 27G) (38G, 48N, 49N) (48N, 36G, 19G) (28G, 32N) (23G, 52N, 40G, 26G, 39G) (34G, 35G, 27G) (55N, 38G, 52N, 52N) (43G, 38G) (35G, 32G, 49G, 27G) (33G) (30G) ()

DEFENSIVE STATS

	Tkl	Asst	Tot	Sack	Yds	Int	Yds	PD	FR	FF
W. Tubbs.....	87	28	115	1	1	1	11	3	1	1
M. Fields.....	90	22	112	2	7	1	24	2	1	1
G. Jackson.....	72	20	92	3	24	3	11	3	1	1
W. Martin.....	73	15	88	11	84.5	3	40	9	2	1
A. Newman.....	60	21	81	9	59	2	4	10	1	1
M. McMillian.....	62	5	67	7.5	33	2	4	10	1	1
J. Johnson.....	50	5	55	1	33	1	33	16	2	3
E. Allen.....	48	3	51	2	20	1	33	16	2	3
R. Harvey.....	37	7	44	2	20	2	2	3	1	1
R. Porter.....	34	9	43	3	16	2	2	3	1	1
D. Mickell.....	26	7	33	3	16	2	2	3	1	1
A. Robbins.....	22	7	29	1	2	2	2	3	1	1
W. Broughton.....	16	6	22	2	16	2	2	3	1	1
A. Molden.....	17	4	21	2	27	2	2	3	1	1
B. Smith.....	15	2	17	2	21	2	2	3	1	1
R. Turnbull.....	11	2	13	6.5	40.5	1	1	3	1	1
B. Jones.....	10	3	13	3	13	1	1	3	1	1
T. Hughes.....	10	3	13	3	13	1	1	3	1	1
J. Cherry.....	6	2	8	1	15	1	1	3	1	1
F. Stokes.....	6	1	7	1	15	1	1	3	1	1
M. Haynes.....	5	0	5	0	5	1	1	3	1	1
W. Roaf.....	2	0	2	0	2	1	1	3	1	1
L. DeRamus.....	2	0	2	0	2	1	1	3	1	1
T. Small.....	2	0	2	0	2	1	1	3	1	1
A. McCollum.....	2	0	2	0	2	1	1	3	1	1
J. Everett.....	2	0	2	0	2	1	1	3	1	1
E. Dixon.....	1	0	1	0	1	1	1	3	1	1
W. Strong.....	1	0	1	0	1	1	1	3	1	1
S. Lumpkin.....	1	0	1	0	1	1	1	3	1	1
H. Jeffries.....	1	0	1	0	1	1	1	3	1	1
D. Brown.....	1	0	1	0	1	1	1	3	1	1
J. Dombrowski.....	1	0	1	0	1	1	1	3	1	1
C. Novitsky.....	1	0	1	0	1	1	1	3	1	1
I. Smith.....	1	0	1	0	1	1	1	3	1	1
E. King.....	1	0	1	0	1	1	1	3	1	1
E. Hunter.....	0	0	0	0	0	1	1	3	1	1
L. Neal.....	0	0	0	0	0	1	1	3	1	1

(Totals do not include special teams tackles)

SPECIAL TEAMS TOTALS

	Tkl	Asst	Tot	FR	FF	BK
B. Jones.....	17	2	19		2	
D. Davis.....	10	3	13	1		
E. Dixon.....	9	0	9			
J. Cherry.....	8	0	8			
T. Hughes.....	6	0	6			
B. Smith.....	5	0	5			
M. Fields.....	5	0	5			
J. McCleskey TM.....	4	0	4			
A. Newman.....	3	0	3			
S. Lumpkin.....	3	0	3			1
W. Tubbs.....	3	0	3			
R. Harvey.....	2	1	3			
L. Neal.....	2	0	2			
M. Hayes.....	2	0	2			
A. Molden.....	2	0	2			
K. Wilmsmeyer.....	2	0	2			
W. Strong.....	2	0	2			
K. Gammon.....	1	1	2			
R. Whittle.....	1	1	2			
E. Allen.....	1	0	1			
D. Brien.....	1	0	1			
D. Brown.....	1	0	1			
P. Green.....	1	0	1			
R. Porter.....	1	0	1			
L. Smith.....	1	0	1			

NEW ORLEANS SAINTS 1996 OFFENSE

	1Dn Tot	1Dn Rush	1Dn Pass	1Dn Pen	3Dn Made	3Dn Att	Total Yards	Plays	Gain/ Play	Rushing			Passing			Sack	Yds	Int
Opp										No	Yds	Avg.	Att	Comp	Net			
@S.F.	14	2	9	3	4	15	231	59	3.9	18	56	3.1	41	16	175	0	0	1
Car.	14	3	10	1	5	13	338	54	6.3	20	94	4.7	32	22	244	2	11	0
@Cin.	15	2	13	0	5	11	314	55	5.7	15	27	1.8	39	21	287	1	9	3
Ariz.	15	8	6	1	3	14	218	63	3.5	27	76	2.8	33	18	142	3	22	1
@Bal.	18	6	10	2	7	14	298	60	5.0	29	96	3.3	30	23	202	1	5	0
Jax.	11	3	6	2	3	11	197	47	4.2	19	36	1.9	28	15	161	0	0	1
Chi.	23	11	11	1	6	12	423	66	6.4	34	205	6.0	31	22	218	1	5	1
@Car.	10	4	5	1	2	10	174	50	3.5	20	71	3.6	29	14	103	1	14	1
S.F.	18	6	11	1	7	18	293	72	4.1	28	64	2.3	40	20	229	4	31	2
Hou.	14	4	8	2	1	11	227	55	4.1	21	73	3.5	33	16	154	1	15	0
@Atl.	15	2	12	1	5	12	270	51	5.3	17	35	2.1	33	23	235	1	9	2
@T.B.	14	6	8	0	3	11	242	52	4.7	20	58	2.9	31	20	184	1	12	3
Stl.	14	4	8	2	4	13	228	58	3.9	24	86	3.6	31	15	142	3	27	0
Atl.	14	4	7	3	3	12	251	58	4.3	21	83	4.0	36	21	168	1	3	1
@NYG	11	7	4	0	3	15	261	63	4.1	41	155	3.8	22	12	106	0	0	1
@Stl.	12	5	7	0	4	15	241	60	4.0	33	93	2.8	26	17	148	1	8	0
Totals	232	77	135	20	65	207	4206	923	4.6	386	1308	3.4	515	295	2898	22	171	17
Opp.	Fum	Lost	Punt Ret	KO Ret	Int Ret	TD Rush	TD Pass	TD Ret	KPAT Made	KPAT Att	2-PT Made	2PT Att	FG Made	FG Att	Time Poss.			
@S.F.	1	1	3	4	0	0	1	0	0	0	1	1	1	1	23:03			
Car.	2	2	0	6	1	0	2	0	2	2	0	0	2	2	28:11			
@Cin.	1	1	1	7	0	1	0	0	0	0	0	1	3	3	23:28			
Ariz.	2	2	5	6	0	0	1	1	2	2	0	0	0	0	27:36			
@Balt.	0	0	0	4	0	0	1	0	1	1	0	0	1	2	32:40			
Jax.	0	0	1	4	0	1	1	0	2	2	0	0	1	1	22:41			
Chi.	5	3	3	4	0	1	2	0	3	3	0	0	2	2	31:31			
@Car.	1	1	3	6	0	1	0	0	1	1	0	0	0	0	21:38			
S.F.	3	1	4	6	0	1	1	0	2	2	0	0	1	1	30:32			
Hou.	3	2	2	6	1	0	1	0	0	0	1	1	2	2	24:35			
@Atl.	1	1	1	4	1	0	1	0	0	0	0	1	3	3	26:36			
@T.B.	2	1	2	4	0	0	1	0	1	1	0	0	0	0	27:16			
Stl.	3	1	0	7	1	1	0	0	1	1	0	0	1	2	27:25			
Atl.	2	1	1	5	2	1	1	0	0	0	0	2	1	2	29:29			
@NYG	2	2	3	2	3	2	0	0	2	2	0	0	1	2	31:45			
@Stl.	2	1	2	3	3	1	0	0	1	1	0	0	2	2	32:25			
Totals	30	20	31	78	12	10	13	1	18	18	2	6	21	25	27:33			

NEW ORLEANS SAINTS 1996 DEFENSE

	±Dn Tot	1Dn Rush	1Dn Pass	1Dn Pen	3Dn Made	3Dn Att	Total Yards	Plays	Gain/ Play	Rushing					Passing					
Opp										No	Yds	Avg.	Att	Comp	Net	Sack	Yds	Int		
@S.F.	23	10	12	1	5	16	338	72	4.7	38	157	4.1	31	18	181	3	18	0		
Car.	15	5	7	3	4	14	225	58	3.9	34	83	2.4	21	13	142	3	29	1		
@Cin.	24	8	13	3	9	18	319	78	4.1	37	101	2.7	39	22	218	2	7	0		
Ariz.	20	11	8	1	4	14	432	71	6.1	45	267	6.1	25	11	165	1	0	0		
@Balt.	16	8	6	2	5	13	343	54	6.4	33	165	5.0	20	11	178	1	8	0		
Jax.	22	7	12	3	6	15	382	70	5.5	34	141	4.1	35	28	241	1	9	0		
Chi.	18	6	11	1	4	13	327	58	5.6	28	105	3.8	28	19	222	2	25	0		
@Car.	21	8	8	5	8	18	314	75	4.2	42	159	3.8	30	14	155	3	21	0		
S.F.	17	9	7	1	3	13	306	61	5.0	32	191	6.0	23	12	115	6	34	0		
Hou.	20	8	9	3	6	12	309	59	5.2	37	148	4.0	21	13	161	1	12	1		
@Atl.	18	2	15	1	1	7	293	62	4.7	22	74	3.4	39	26	219	1	10	1		
@T.B.	15	4	11	0	6	16	381	66	5.8	31	130	4.2	34	20	251	1	2	0		
Stl.	15	6	8	1	8	16	312	59	5.3	35	92	2.6	23	11	220	1	11	1		
Atl.	19	7	11	1	4	10	304	56	5.4	25	122	4.9	29	20	182	2	16	2		
@NYG	10	3	4	3	1	15	138	68	2.0	23	90	3.9	38	13	48	7	46	3		
@Stl.	14	2	10	2	5	15	187	60	3.1	25	51	2.0	29	16	136	6	35	3		
Totals	287	104	152	31	85	232	4910	1027	4.8	521	2076	3.9	465	267	2834	41	283	12		
	Fum	Lost	Punt Ret	KO Ret	Int Ret	TD Rush	TD Pass	TD Ret	KPAT Made	KPAT Att	2-PT Made	2PT Att	FG Made	FG Att	Time Poss.					
Opp.																				
@S.F.	0	0	3	3	1	3	0	0	3	3	0	0	2	2	36:57					
Car.	1	0	3	5	0	0	0	1	1	1	0	0	5	5	31:49					
@Cin.	0	0	1	3	3	2	1	0	3	3	0	0	3	4	36:32					
Ariz.	3	2	3	3	1	2	1	0	2	2	1	1	2	2	32:24					
@Balt.	1	0	3	3	0	0	2	0	2	2	0	0	1	3	27:20					
Jax.	3	2	4	2	1	0	1	0	1	1	0	0	2	3	37:19					
Chi.	2	1	1	4	1	0	3	0	3	3	0	0	1	2	28:29					
@Car.	1	0	2	2	1	0	1	0	1	1	0	0	4	5	38:22					
S.F.	0	0	4	3	2	1	1	0	1	1	1	1	3	3	29:28					
Hou.	1	0	2	4	0	1	3	0	4	4	0	0	1	1	35:25					
@Atl.	0	0	0	5	2	0	2	0	2	2	0	0	1	4	33:24					
@T.B.	3	2	3	2	3	0	2	0	1	1	0	0	2	2	32:44					
Stl.	4	1	3	3	0	1	1	0	2	2	0	0	4	4	32:35					
Atl.	3	1	3	3	1	1	3	0	4	4	0	0	1	1	30:31					
@NYG	3	1	5	4	1	0	0	0	0	0	0	0	1	1	28:15					
@Stl.	0	0	3	3	0	0	2	0	2	2	0	0	0	0	27:35					
Totals	25	10	43	52	17	11	22	1	32	32	2	2	33	42	32:27					



HISTORY

1966

- Nov. 1** — National Football League Franchise awarded to New Orleans on All Saints Day.
- Dec. 15** — John W. Mecom, Jr. becomes majority stockholder-president of NFL's 16th franchise.
- Dec. 22** — Vic Schwenk appointed director of player personnel and becomes first major employee hired by New Orleans franchise.

1967

- Jan. 9** — Name New Orleans' professional football team Saints.
- Jan. 27** — Former Ole Miss and Rams kicker Paige Cothren first player signed.
- Feb. 9** — Saints select 42 players in NFL expansion draft.
- Mar. 8** — First season ticket drive launched and Saints sell 20,000 first day and 33,400 before first league game.
- Mar. 14** — Saints make fullback Les Kelley of Alabama top choice in common draft.
- July 1** — Seventy-six players (mostly rookies) report for first training camp at California-Western University in San Diego.
- July 6** — Former Green Bay fullback great Jim Taylor signs with Saints.
- July 8** — Veterans report to training camp.
- July 25** — Bert Rose appointed executive vice-president and general manager.
- Aug. 2** — Saints lose first preseason game to Los Angeles, 16-7 before 26,364 at Anaheim, Calif.
- Aug. 12** — Saints score first preseason victory by beating St. Louis 23-14 before crowd of 25,500 at Shreveport, La.
- Sep. 9** — Saints record first preseason victory in New Orleans downing Atlanta 27-14 before 67,486. Victory gave Saints 5-1 preseason record, best ever for first-year expansion team.
- Sep. 17** — Saints open season losing to Los Angeles 27-13 after rookie John Gilliam returned opening kickoff 94 yards for a touchdown.
- Nov. 5** — Saints earn first NFL victory beating Philadelphia 31-24 as Walt Roberts scores three touchdowns at Tulane Stadium.
- Dec. 17** — Saints defeat Washington 30-14 as rookie Danny Abramowicz scores two touchdowns. Saints wind up with 3-11 record and equal win output for first-year expansion team. Cornerback Dave Whitsell's 10 interceptions tie for best in NFL and earn UPI Comeback Player of the Year honors along with second-team All-Pro recognition and invitation to Pro Bowl.

1968

- Mar. 29** — Vic Schwenk replaces Bert Rose as general manager.
- July 7** — Wide receiver Dave Parks signs with Saints after playing out option at San Francisco.
- July 26** — Kevin Hardy, plus no. 1 draft choice of 1969, awarded to 49ers as compensation for signing Parks.
- Sep. 10** — Jim Taylor announces retirement.
- Nov. 3** — Saints lose to Dallas 17-3 before home-record crowd of 84,728 at Tulane Stadium.
- Dec. 15** — Saints defeat Pittsburgh 24-14 in season's windup to emerge with 4-9-1 record and third-place finish in Century Division. Saints' two-year record of 7-20-1, best ever for an expansion team. Defensive tackle Dave Rowe named to play in Pro Bowl.



1969

- Oct. 5** — Saints' Tom Dempsey kicks 55-yard field goal against Rams at Los Angeles. Kick was NFL's longest that season and one yard short of pro football record.
- Nov. 2** — Saints snap six-game losing streak at St. Louis, 51-42. Game set NFL record of most total touchdowns in one game via passing with Bill Kilmer and Charlie Johnson connecting on six apiece. Five other Saints records set: most first downs (26), most total offensive yards (508), most passing yards (354), most points (51) and most PATs (6).
- Nov. 16** — Tom Dempsey sets Saints record with 4 field goals against Giants in New York, scoring fourth with 11 seconds left to pull out 25-24 victory. Win began three-game Saints victory streak as New Orleans also downed San Francisco 43-38 and Philadelphia 26-17.
- Dec. 21** — Saints close third season with 27-24 victory over Pittsburgh to bring record to 5-9. Dan Abramowicz wins NFL receiving championship with 73 catches for 1,015 yards and 7 TDs and All-NFL honors. Saints continue to hold NFL expansion team winning record with three-year report of 12-29-1. Defensive end Doug Atkins retires after 17-year career, wins second-team all-Pro honors. Tom Dempsey, Jake Kupp, Tony Baker and Andy Livingston tapped for Pro Bowl with entire Saints coaching staff.

1970

- Jan. 16** — In realignment of National Conference, Saints form Western Division with Los Angeles, San Francisco and Atlanta.
- Nov. 3** — J.D. Roberts replaces Tom Fears and becomes the second head coach in Saints history.
- Nov. 8** — Tom Dempsey kicks 63-yard field goal — the longest in NFL history — on final play to defeat Detroit 19-17.

1971

- Jan. 28** — Saints draft quarterback Archie Manning of Mississippi in first round after trading quarterback Bill Kilmer to Washington for linebacker Tom Roussel plus 4th and 8th round picks in 1972 draft.
- Aug. 11** — Louisiana Superdome construction begins.
- Sep. 19** — Saints upset Rams in season's opener in New Orleans 24-20. Rookie Archie Manning makes first regular season start and runs for one-yard touchdown on final play after hitting 16 of 29 passes for 218 yards and another touchdown.
- Oct. 17** — Archie Manning rushes for two touchdowns as Saints defeat Cowboys 24-20 before 83,088 at New Orleans. Cowboys went on to win Super Bowl.

1972

- Jan. 7** — Richard F. Gordon, Jr. retires from U.S. Naval aerospace program and is appointed executive vice-president of Saints.

1973

- Jan. 29** — Saints trade no. 1 draft choice to Baltimore for defensive end Billy Newsome and 4th-round draft choice (linebacker Jim Merlo).
- Aug. 26** — John North replaces J.D. Roberts and becomes Saints' third head coach.
- Nov. 4** — Saints score first shutout ever by blanking Buffalo 13-0 in New Orleans. Saints hold O.J. Simpson to 79 yards on 20 rushes as he headed to 2,003-yard season.

Dec. 16 — Saints finish 5-9, again tying best season ever for club.

1974

Dec. 14 — Saints again finish 5-9, tying best mark in their history.

1975

Aug. 3 — Louisiana Superdome is dedicated.

Aug. 9 — Saints play Houston before 72,434 in first football game in Superdome. Saints lose, 13-7.

Sep. 28 — Saints lose to Cincinnati 21-0 before 52,531 in first National Football League game at Superdome.

Oct. 27 — John North is replaced as head coach by Ernie Hefferle, director of pro personnel, on interim basis.

Nov. 2 — Saints beat Atlanta 23-7 in Ernie Hefferle's first game.

1976

Jan. 20 — Saints hire Hank Stram as fourth head coach in club's history.

Nov. 21 — Saints beat Seahawks at Seattle 51-27 to tie club record for most points scored in one game.

1977

Oct. 30 — Saints upset Los Angeles 27-26 at Superdome on faked field goal pass from Tom Blanchard to Elois Grooms.

Dec. 18 — Saints season rushing and touchdown records fall to Chuck Muncie with 811 yards and Henry Childs with nine touchdowns.

1978

Feb. 6 — Dick Nolan is appointed head coach to replace Hank Stram. In other key front office moves, Eddie Jones is named executive vice-president and Harry Hulmes vice-president of player personnel.

June 11 — Archie Manning wins Byron (Whizzer) White Award for contributions to his team, community and country.

Oct. 22 — Saints upset Rams 10-3 for first ever win at Los Angeles Coliseum.

Dec. 3 — Saints beat 49ers 24-13 at Superdome to become first New Orleans team to win six games.

Dec. 17 — Saints end best season with 7-9 record after win at Tampa Bay 17-10. Quarterback Archie Manning named Player of the Year and MVP in National Conference and selected to play in Pro Bowl.

1979

June 5 — Saints move administrative office from Lee Circle to Superdome.

Oct. 14 — Saints score 42 points in second half in 42-14 win at Tampa Bay. Scores came on six successive possessions in offensive masterpiece.

Oct. 28 — Saints tie club record of three consecutive wins and move into undisputed first place in NFC Western Division with 14-10 win at Washington. Saints stopped Redskins 18 times with goal to go and 7 times within two-yard line.

Dec. 3 — Chuck Muncie rushes for 128 yards to become first Saint to surpass 1,000-yard milestone en route to 1,198-yard season. Saints, alas, saw 35-14 lead disappear in 42-35 loss to Oakland in Monday night TV game at Superdome.

Dec. 16 — Saints end season 8-8, most successful in their history by beating Super Bowl-bound Rams 29-14 in last game for Rams at Coliseum.

Dec. 20 — Steve Rosenbloom is introduced as new executive vice-president and general manager of Saints at Superdome news conference.

1980

Jan. 27 — Chuck Muncie is selected MVP as NFC scores 37-27 win in Pro Bowl. Saints also represented well by Archie Manning, Tommy Myers, Wes Chandler and Henry Childs.

Nov. 24 — Saints lose to Los Angeles, 27-7 in Monday night game at Superdome. Head coach Dick Nolan is relieved of his duties following the game. Dick Stanfel is named interim head coach.

Dec. 14 — Saints end 14-game losing streak, longest in team history, by beating Jets 21-20 in snowstorm at Shea Stadium.

1981

Jan. 20 — General manager Steve Rosenbloom and vice-president of player personnel Dick Steinberg resign.

Jan. 22 — O.A. (Bum) Phillips is announced as head coach.

Jan. 26 — Assistant to the president Fred Williams is appointed Saints' chief administrator.

Apr. 28 — Saints select running back George Rogers, 1980 Heisman Trophy winner, with first overall choice in NFL draft.

Oct. 12 — John Mecom, Sr., father of Saints owner John, Jr. and key figure in team history, dies at age 70 in Houston, Texas.

Nov. 8 — Saints defeat NFC West rival Los Angeles 21-13 at Anaheim Stadium to sweep Rams home-and-away for first time in Saints franchise history.

Dec. 20 — George Rogers gains 107 yards in 21-17 loss to San Francisco and becomes 1981 NFL rushing champion and all-time NFL rookie rusher with 1,674 yards for season.

1982

Jan. 20 — George Rogers appears for NFC squad in Pro Bowl in Honolulu, Hawaii.

Feb. 17 — Eddie Jones is named Saints president, head coach O.A. (Bum) Phillips is named general manager in addition to coaching title.

Sep. 17 — Veteran quarterback Archie Manning is traded to Houston Oilers for tackle Leon Gray.

Sep. 19 — Ken Stabler leads Saints to 10-0 shutout of Chicago Bears, the first road shutout in team history. Saints defense ranks no. 1 in NFL.

Sep. 20 — National Football League Players Association announces that NFL players are on strike following Monday night game.

Sep. 23 — NFL announces that scheduled Thursday night game will not be played. Announcement marks the first in an eight-week succession of similar announcements.

Nov. 21 — NFL games resume. Saints defeat Kansas City 27-17 before a crowd of 39,341 at Superdome.

Dec. 19 — Halfback George Rogers gains 166 yards rushing at Dallas, the top individual performance in NFL and Saints single-game record.

1983

- Jan. 2** — Saints defeat Atlanta, 35-6 in rescheduled game that concludes nine-game season with 4-5 record. Saints narrowly miss playoffs in complicated labyrinth of tie-breakers.
- Feb. 6** — Halfback George Rogers is in Honolulu for second successive Pro Bowl appearance.
- July 30** — Saints appear in Hall of Fame game for the second time in franchise history. Pittsburgh Steelers win game at Canton, Ohio 27-14.
- Sep. 4** — Halfback George Rogers sets team single-game record by rushing for 206 yards (24 carries) in 28-17 opening day win over St. Louis at the Superdome. Game marks third opening-day victory in team history.
- Sep. 18** — Saints defeat Chicago Bears 34-31 at Superdome in overtime for first sudden-death victory in franchise history.
- Dec. 18** — Saints host Los Angeles Rams at Superdome with franchise's first winning season and playoff berth on the line. Rams kick field goal with six seconds remaining for 26-24 victory. Saints finish season with NFC's no. 1 defense overall, and NFL's no. 1 defense against the pass, both franchise firsts. Final 8-8 record ties best season in franchise history (1979).

1984

- Jan. 29** — Linebacker Rickey Jackson represents Saints in NFC-AFC Pro Bowl in Honolulu, Hawaii.
- Feb. 18** — Saints acquire veteran quarterback Richard Todd from the New York Jets in exchange for the Saints' no. 1 choice in the 1984 NFL draft.
- Oct. 9** — Saints acquire RB Earl Campbell from Houston for Saints' first-round draft choice in 1985.
- Oct. 22** — Quarterback Ken Stabler retires.
- Nov. 19** — Saints record first-ever win on prime time with 27-24 Monday night victory over Pittsburgh Steelers in Superdome.
- Nov. 26** — Saints owner John W. Mecom, Jr. announces that the Saints are for sale for the non-negotiable price of \$75 million.

1985

- Jan. 27** — Linebacker Rickey Jackson, defensive end Bruce Clark and punter Brian Hansen represent Saints at NFC-AFC Pro Bowl at Honolulu, Hawaii. Jackson made his second consecutive appearance in the game.
- Feb. 14** — Negotiations for the sale of the Saints between John Mecom and A.N. Pritzker break off, thrusting Tom Benson, negotiating in a secondary position for several weeks, to the forefront.
- Mar. 12** — Benson reaches agreement with Mecom for the sale of the Saints, dependent on state aid.
- Apr. 26** — Saints trade George Rogers and picks no. 5, 10 and 11 in 1985 draft to Washington for Redskins' no. 1 draft choice.
- May 31** — Ownership is transferred from Mecom to Benson for the sale price of \$70.204 million. Tom Benson will hold the position of managing general partner of the Saints.
- Nov. 25** — Head coach Bum Phillips resigns. President Eddie Jones, director of football operations Pat Peppler and offensive coordinator King Hill resign. Defensive coordinator Wade Phillips is named interim head coach.

1986

- Jan. 14** — Jim Finks is named president/general manager. Finks also joins in franchise ownership.
- Jan. 22** — Wade Phillips and assistant coaches are released.
- Jan. 28** — Jim Mora is named head coach.
- May 1** — Director of scouting Joe Woolley and scout Bobby Baldwin are released. Restructuring of scouting department begins with Bill Kuharich as director of player personnel.
- June 19** — Tom Benson announces new uniform design featuring Fleur de Lis logo inside State of Louisiana on the jersey and the pants.
- July 19** — Training Camp opens at Southeastern Louisiana University, Hammond.
- Aug. 18** — Running back Earl Campbell announces his retirement.
- Sep. 21** — Mel Gray breaks team record with 101-yard kickoff return for TD at San Francisco. Return was Saints' first for score since 1977.
- Sep. 28** — Saints take 17-0 first-half lead on New York Giants, only to falter in the second half and lose, 20-17. Giants went on to win Super Bowl.
- Nov. 9** — Saints record fifth shutout in history, holding Rams' Eric Dickerson to 57 yards, nine in the second half, in 6-0 win. The victory evened the Saints' mark at 5-5 after 1-4 start.
- Dec. 7** — Rueben Mayes broke team's single-game rushing record of 206 yards with 207 vs. Miami, but his final gain was called back along with winning TD. Saints lost 31-27 thriller as Mayes finished with 203 rushing yards.
- Dec. 21** — Saints have chance for .500 record for only third time in history. But Vikings parlayed 30-3 halftime lead into 33-17 victory, leaving Jim Mora's first Saints team with 7-9 mark. RB Rueben Mayes finished year with 1,353 yards rushing, fourth in NFL and is named consensus Rookie of the Year. Mayes is named to Pro Bowl along with Rickey Jackson and Morten Andersen.

1987

- May 1** — Construction begins on first of three phases of improvements to the Superdome. The improvements to the state-run Superdome are being paid for completely with private funding. The first phase, a group of 28 loge suites, will be completed in time for use by the 1987 season. Other phases are targeted for construction in the near future.
- July 25** — Rookies report to training camp at Southeastern Louisiana University.
- Aug. 17** — Fullback Hokie Gajan, attempting to come back from a 1985 knee injury, retires following an injury to his other knee. Gajan joins the Saints' player personnel department as a scout.
- Sep. 13** — Saints set team record with two safeties in a game as they open the season with a 28-21 win over the Cleveland Browns. Rueben Mayes opens the season with a 147-yard rushing effort in only the Saints' fourth opening-day win ever.
- Sep. 21** — NFL Players Association announces that players will be on strike following Monday night game.
- Sep. 22** — While players clear out their lockers, Saints personnel are preparing for games that will be played during the strike period with non-union personnel.
- Sep. 24** — NFL announces that games scheduled for the weekend of Sept. 27-28 will not be played, but games will resume the following weekend.
- Oct. 4** — Saints defeat Rams, 37-10 in Superdome before 29,745 fans in first replacement game. Saints QB John Fourcade, a New Orleans native, leads team to the win with two TD passes.

- Oct. 15 — Players' Association announces that strike is over, but not in time to play the coming weekend's games.
- Oct. 18 — Saints beat Chicago, 19-17 on four Florian Kempf field goals. The Saints replacements posted a 2-1 record.
- Oct. 19 — Regular players return to practice; bulk of replacement players return home. Several are retained.
- Oct. 25 — Saints fall to San Francisco, 24-22 in Superdome thriller. Following the game, Jim Mora makes his highly-publicized "coulda, woulda, shoulda" proclamation to media.
- Nov. 1 — On the franchise's 21st birthday, Saints post largest margin of victory in team history, whitewashing Atlanta, 38-0. Win is the first in a team-record nine consecutive triumphs to close out the season.
- Nov. 29 — Saints hold on with two magnificent goal-line stands in the final quarter to defeat Pittsburgh, 20-16. Win ensured Saints' first-ever winning record.
- Dec. 6 — Saints beat Tampa Bay, 44-34 to lock up team's first playoff appearance.
- Dec. 13 — Saints win seventh straight, 24-10 over Houston, to lock up a host position in the NFC wild card game.
- Dec. 20 — Down 24-3 in the second quarter, Saints rally behind backup quarterback Dave Wilson for 31-24 win, the biggest come-from-behind effort in Saints history.
- Dec. 27 — Saints beat Green Bay, 33-24 to finish season with 12-3 record, and must wait for San Francisco to play that night to determine whether the Saints would win the NFC West and have the home field advantage throughout the playoffs, or host the NFC wild card game. The 49ers won, relegating the Saints to the wild card host role.

1988

- Jan. 3 — Saints jump out to 7-0 lead, but hot Vikings led 31-10 at halftime en route to 44-10 win over Saints in the NFC wild card game. RB Rueben Mayes sustained torn ligaments in his knee, requiring surgery. After the game, Jim Mora said, "I'm proud of what we've accomplished this year. But we expect to do better next time." Six Saints, K Morten Andersen, TE Hoby Brenner, G Brad Edelman, RB Rueben Mayes, LB Sam Mills, CB Dave Waymer, were tabbed for the AFC-NFC Pro Bowl in Honolulu. For the second consecutive season, Mayes missed the game. Six is the most Saints players ever selected to play in the game. President/general manager Jim Finks was honored as the NFL executive of the year, and head coach Jim Mora was named the NFL coach of the year by every voting body.
- Apr. 21 — Head coach Jim Mora signs new five-year contract with Saints, a revision of his original contract which had two remaining seasons.
- July 16 — Rookies and free agents report to Saints' first training camp at University of Wisconsin-La Crosse.
- Nov. 20 — Saints score biggest win in team history in 42-0 win over Denver. Win clinched Saints' second consecutive winning season.
- Dec. 11 — At Candlestick Park, Saints saw chances for first-ever NFC West championship disappear in 30-17 loss to San Francisco. 49ers went on to win Super Bowl XXIII.

1989

- Jan. 29 — Kicker Morten Andersen, linebacker Sam Mills and wide receiver Eric Martin represent Saints in NFC-AFC Pro Bowl in Honolulu. NFC West won 34-3.

- Feb. 1 — Plan B free agency goes into effect. In protecting 37 players, Saints leave 21 others subject to offers from NFL clubs. In the two-month period, Saints lose eight players while signing three.
- Mar. 22 — NFL Commissioner Pete Rozelle announces his retirement at the league meetings in Palm Springs, California. Rozelle had presided over the league for 29 years.
- June 2-4 — In a football first, the Who Dat! Fan Club held its first convention at the Hyatt. A club of over 12,000 Saints fans, the convention was attended by more than 1,000 of the club's constituency.
- July 6 — NFL owners meet in Chicago for a first vote for a successor to Pete Rozelle. Saints president/general manager Jim Finks, the only candidate, falls just short of election.
- Sep. 10 — Saints score only opening-day shutout in team history with 28-0 win over Dallas in Superdome.
- Oct. 26 — Meeting in Cleveland, NFL owners select lawyer Paul Tagliabue to succeed Pete Rozelle as league commissioner.
- Nov. 20 — Commissioner Tagliabue appoints Saints president/general manager Jim Finks as chairman of the NFL competition committee, the group charged with the formulation of football-related rules and regulations.
- Dec. 3 — Saints lose to Detroit, 21-14, effectively eliminating them from playoff contention. Starting quarterback Bobby Hebert is removed from the game, and replaced by John Fourcade.
- Dec. 10 — Starting for the first time in non-replacement play, John Fourcade conquers the snow and the Buffalo Bills in leading the team to a 22-19 win. Bills' loss cost them the home-field advantage in AFC playoffs.
- Dec. 18 — On Monday night, Fourcade led Saints to 30-20 win over Eagles in Superdome. The loss cost Philadelphia the NFC East title.
- Dec. 24 — A rousing 41-6 win over Indianapolis secured a 9-7 record, the Saints' third consecutive winning season. The Colts' loss eliminated them from the playoffs. Running back Dalton Hiliard, along with linebackers Vaughan Johnson and Pat Swilling were selected to represent the Saints in the Pro Bowl. Tackle Kevin Haverdink and cornerback Robert Massey were named to a number of all-rookie teams.

1990

- Feb. 23 — Saints announce preseason schedule, which includes participation in American Bowl '90, played in Wembley Stadium in London, England. Saints and Raiders face off August 5.
- Feb. 27 — NFL announces new schedule format, calling for each team to play 16 games in 17 weeks. Each division will have one off week in 1990. Under the new format, the 1992 and 1993 seasons will feature 16 games in 18 weeks.
- Mar. 1 — The NFL announces the addition of additional wild card teams to the playoff format effective in 1990. Each conference will now have a six-team playoff system ending with Super Bowl XXV in Tampa.
- Mar. 11 — NFL owners approve new television contract, which includes the addition of Turner Network Television, and eight more prime-time games per season.
- Apr. 1 — The second season of Plan B free agency ends with the Saints losing ten players, signing two.
- July 29 — Saints plane leaves New Orleans and Minneapolis bound for London for American Bowl game against the Raiders. Saints and Raiders face each other twice in practice during the week leading up to the game.

- Aug. 5 — Saints beat Raiders, 17-10 in American Bowl in London's Wembley Stadium.
- Sep. 25 — Saints trade nos. 1 and 3 draft choices in 1991 and conditional no. 2 draft choice to Dallas for quarterback Steve Walsh.
- Sep. 30 — Saints and NFC West opponents are idle in NFL's first open weekend, a function of the new scheduling format.
- Oct. 14 — Steve Walsh throws for 243 yards and three TDs in 25-20 Saints win over Cleveland. Walsh came into the game in a reserve role.
- Oct. 21 — Walsh makes first start as Saint, team loses 23-10 decision at Houston. RB Dalton Hilliard, the NFL's leading TD scorer in 1989, is lost for the regular season with a knee injury.
- Dec. 31 — On New Year's Eve, a national television audience saw the Saints kick a last-second field goal to even their record at 8-8, reaching the .500 mark for the first time all season. More importantly, the win gave them the final NFC playoff berth and a game against Chicago the following week.

1991

- Jan. 6 — Bears defeat Saints 16-6 in NFC wild card game in Soldier Field. Game is team's second playoff game in history, first on the road. Linebackers Vaughan Johnson and Pat Swilling represent the team in the AFC-NFC Pro Bowl, along with kicker Morten Andersen. DE Renaldo Turnbull ended the season leading NFC rookie defenders with eleven sacks. He is named to a number of all-rookie teams.
- Sep. 8 — Saints defeat Kansas City, 17-10 for first 2-0 start in team history. Winning streak continued into week seven, the second longest ever.
- Oct. 27 — Morten Andersen kicks a 60-yard field goal, the longest of his career and the third-longest in NFL history. The Saints lost, however, in the closing seconds, 20-17 to the Chicago Bears at the Superdome.
- Nov. 24 — In week 11, with a chance to win the NFC West, Saints lose overtime 23-20 thriller as Falcons kick 50-yard field goal for win. Loss was the second of four straight, making difficult the task of winning the division.
- Dec. 16 — A 27-0 win over the Los Angeles Raiders broke the four-game losing streak, clinched a playoff spot, and kept the Saints in the hunt for a division title.
- Dec. 22 — In Phoenix, Saints beat Cardinals 27-3, and win their first-ever NFC West title. "You deserve it. You're the best team in the NFC West," head coach Jim Mora told the team in the joy-filled postgame locker room. The Saints defense ended the regular season with the fewest points allowed in the NFL. They were second in the league in yardage allowed.
- Dec. 28 — Vying for the team's first-ever playoff victory, the Falcons came from behind to defeat New Orleans, 27-20 in the Superdome.

1992

- Four Saints were chosen for the NFC squad in the Pro Bowl. Linebackers Vaughan Johnson, Sam Mills and Pat Swilling were named as starters for the NFC, the most linebackers from one team in history. Special teamer Bennie Thompson also made the trip to Honolulu.
- Jan. 27 — Clear Channel Communications, owners of WQUE AM and FM in New Orleans, become Saints' flagship network under three-year agreement. Clear Channel takes over from WWL-Radio, holders of Saints rights since 1982.
- Feb. 3 — For the first time since 1987, the Saints lose an assistant coach. Dom Capers, secondary coach, goes to Pittsburgh as defensive coordinator. He is replaced on the New Orleans staff by Jim Mora, son of the Saints' head coach.

- Mar. 27 — Three Saints preseason games will be carried on national television, the most in team history. ABC, CBS and ESPN will each televise one of the Saints' four preseason contests.
- Apr. 21 — Saints announce the publication of Saints Digest, beginning with the 1992 season. Produced by Curtis Publishing Company, Saints Digest will be printed 26 times yearly.
- May 6 — Saints' 1992 regular season schedule contains four prime-time games, the most in team history. TNT Sports carries two games, ABC and ESPN one game each.
- Sep. 3 — President/general manager Jim Finks and head coach Jim Mora sign new three-year contracts, effective Feb. 1, 1993. The contracts ensure that the two men will, at the conclusion of those agreements, have been with the Saints for ten years.
- Nov. 23 — Saints play first of tough three-game schedule in 11 days, downing the Washington Redskins, 20-3.
- Dec. 3 — A close, 22-14 win over Atlanta finishes the three-game, 11-day string, putting the Saints in the playoffs for the third consecutive year. New Orleans also defeated Miami, 24-13 in the middle of the string.
- Dec. 26 — Saints clinch the home-field advantage in the NFC wild card game with a 20-0 win over the New York Jets in the Meadowlands.

1993

- Jan. 3 — Leading 20-7 in the third quarter, the Saints saw the Philadelphia Eagles roar back to win the NFC wild card game, 36-20 at the Superdome. Philadelphia scored 26 points in the fourth quarter for the win. The Saints finished the 1992 season as the leader in points allowed with 202, a team record. The defense also finished second in total defensive yards allowed. New Orleans led the NFL in two related categories, sacks (57) and sacks allowed (15), the first time a team had accomplished that feat. Six Saints, linebackers Rickey Jackson, Vaughan Johnson, Sam Mills and Pat Swilling, kicker Morten Andersen, and center Joel Hilgenberg participated in the AFC-NFC Pro Bowl in Honolulu. It tied the record as the most Saints players ever voted to the game.
- Feb. 25 — Saints designate three players, Morten Andersen, Jim Dombrowski and Joel Hilgenberg, as transition players under the NFL's new agreement with the players. The free agent period begins March 1, and runs through April 23 for restricted free agents, July 15 for unrestricted free agents. The Saints have eight restricted free agents, 15 with unrestricted free agents.
- Mar. 10 — Saints lose first unrestricted free agent when guard Steve Trapilo signs with New England.
- Apr. 12 — Team signs its first veteran free agent when the Saints get quarterback Wade Wilson from Atlanta. Along with Wilson's signing is the announcement that veteran quarterback Bobby Hebert will not be offered a contract.
- Apr. 25 — Linebacker Pat Swilling is traded by the Saints to Detroit for the Lions' first- and fourth-round picks in the 1993 draft. Saints select tackle William Roaf with the Lions' first pick, the eighth overall. Following a swap with San Francisco, the Saints take tight end Irv Smith. It is only the second time in team history the Saints have selected two players in the first round of the draft.
- Apr. 29 — At a press conference, Saints owner Tom Benson announces that president/general manager Jim Finks has been diagnosed with cancer. Finks entered the hospital April 26, after the end of the NFL draft. Benson takes over temporarily in Finks' position during his absence.

- Apr. 30** — The disease afflicting Jim Finks is confirmed as lung cancer.
- May 7** — Saints sign tackle Tootie Robbins, a free agent, from Green Bay. The signing of Robbins signals that the team will not offer a contract to 13-year veteran tackle Stan Brock, the team's first-round pick in 1980. Brock's career in New Orleans ends as the all-time leader in games played as a Saint with 186.
- May 19** — A sports bill calling in part for renovations to the Louisiana Superdome and a new practice facility for the Saints passes state lawmakers in a vote in Baton Rouge.
- Jul. 14** — Saints President/General Manager Jim Finks resigns. He will remain with the club as a consultant and member of the board of directors. Owner Tom Benson will assume Finks' duties. "I've got seven-plus years of blood, sweat and tears invested with the Saints," said Finks. "I'm proud to continue to be involved and very proud of the people now running the organization. Also, on the bright side, my consulting role will give me the opportunity to second-guess what's going on with the team."
- Aug. 6** — Finks undergoes surgery for a blood clot on his brain. It is later determined that the clot is unrelated to the cancer.
- Sep. 12** — Saints establish a club record with 557 yards of total offense in a 34-31 victory over the Falcons in Atlanta.
- Sep. 30** — Saints sign a new lease with the Superdome which runs through 2018.
- Oct. 3** — Saints defeat Rams 37-6 in Anaheim, improving their record to 5-0 and tying best-ever start in team history.
- Dec. 26** — Rookie Tyrone Hughes returns a punt 83 yards for a touchdown, the longest in team history, in a 37-26 loss to the Eagles in Philadelphia. It was Hughes' second punt return for a touchdown, and his third return overall for a score in 1993. No other player in club history had ever accomplished that feat in a career.
- Dec. 28** — Three Saints, linebackers Renaldo Turnbull and Rickey Jackson, and punt/kick returner Tyrone Hughes were chosen to represent the NFC in the Pro Bowl, February 6 in Honolulu. Hughes is the fourth rookie in club history to receive this honor.

1994

- Jan. 2** — Saints close out season with a 20-13 victory over the Cincinnati Bengals, giving them an 8-8 record. They are one of only three NFL teams, Houston and San Francisco are the others, never to have experienced a losing season since 1987. It would be the final game in a Saints uniform for tight end Hoby Brenner, linebacker Rickey Jackson and nose tackle Jim Wilks, all of who joined New Orleans as 1981 draft choices. Brenner played in 175 games, Jackson appeared in 195, and Wilks participated in 183.
- Jan. 4** — Owner Tom Benson announces a restructuring of the organization. Among the moves, Vice President of Administration Jim Miller is promoted to Executive Vice President of Administration, Director of Player Personnel Bill Kuharich is promoted to Vice President of Football Operations, and Head Coach Jim Mora is named Vice President/Head Coach. Also, offensive line coach Paul Boudreau is released from the coaching staff.
- Jan. 18** — John Matsko, offensive line coach for the Phoenix Cardinals the last two years, replaces Boudreau.
- Jan. 20** — Chet Franklin, Saints defensive backs coach from 1978-79, is named Director of Pro Personnel.
- Feb. 2** — Everett Withers is added to the coaching staff as a defensive assistant.

- Feb. 3** — Chip Myers, former wide receiver for the San Francisco 49ers and Cincinnati Bengals, and former receivers coach for the Tampa Bay Buccaneers, Indianapolis Colts and New York Jets, is named as an offensive assistant.
- Mar. 18** — Saints acquire quarterback Jim Everett from the Los Angeles Rams for an undisclosed draft choice. Saints terminate the contract of last year's starter, Wade Wilson, who eventually reaches agreement on a new contract with the club on April 13.
- Apr. 23** — The Saints terminate the contract of quarterback Steve Walsh, in a move designed to accommodate Walsh and his agent. Walsh was acquired from the Dallas Cowboys September 25, 1990 for first and third-round draft choices in 1991, and a second-round pick in 1992.
- May 8** — After battling lung cancer for more than a year, former President/General Manager Jim Finks passes away at his Metairie home at the age of 66.
- May 25** — Bruce Lemmerman is named Director of College Scouting.
- Jul. 26** — Head coach Jim Mora announces that the club has withdrawn the contract offer to linebacker Rickey Jackson, ending Jackson's 13-year career in New Orleans.
- Aug. 28** — The Saints release wide receiver Eric Martin, the club's all-time receiving leader.
- Oct. 23** — The Saints defeat the Los Angeles Rams, 37-34, at the Superdome. Tyrone Hughes returns two kickoffs for touchdowns, on his way to setting or tying seven team records and four NFL marks.
- Nov. 3** — The Saints sign a five-year contract that will keep them in La Crosse, Wisconsin for training camp through 1999.
- Nov. 30** — Saints three-year association with WQUE Radio comes to an end, when the club agrees to a five-year contract with WWL Radio for broadcast rights through 1999. WWL had previously been the flagship of the Saints from 1967-75 and 1982-91.
- Dec. 24** — The Saints win their season finale, 30-28 over Denver, their first-ever victory at Mile High Stadium, and their eighth straight win in regular season finales. The Saints finish the year at 7-9, their first losing record since 1986, Jim Mora's first year, when they also went 7-9. QB Jim Everett, acquired from the Rams during the offseason for a 1995 seventh-round draft choice, establishes six club single-season passing records, and falls one TD pass shy of tying Archie Manning's standard.
- Dec. 28** — Defensive coordinator Steve Sidwell and defensive line coach John Pease, who both joined Jim Mora with the Saints in 1986, are released from the staff. Mora called it "the toughest decision in my coaching career because it is not only a professional decision, but a personal decision; and a decision that had to be made for what I felt was in the best interest of the New Orleans Saints."

1995

- Jan. 4** — Defensive assistant Everett Withers resigns to take a job as assistant head coach at the University of Louisville.
- Jan. 13** — Linebackers coach Vic Fangio, a member of Jim Mora's original staff from 1986, becomes the fourth defensive assistant to leave since the end of the season when he announces his resignation. He would eventually be named defensive coordinator for the expansion Carolina Panthers.
- Jan. 16** — Monte Kiffin, who has spent 12 seasons as an NFL assistant, including eight with the Minnesota Vikings, is named defensive coordinator.
- Jan. 23** — Steve Trimble, an assistant with the Jets in 1994, is named to replace Everett Withers as defensive assistant.

- Jan. 24** — Former Indianapolis and Seattle offensive coordinator Larry Kennan is named tight ends coach. He fills the vacancy created when offensive assistant Chip Myers leaves to take the position of wide receivers coach with the Minnesota Vikings.
- Jan. 26** — An early morning fire causes severe damage at the club's Saints Drive Practice Facility. The two alarm fire forces the team to move its operation out of the main building, which was constructed in 1967.
- Jan. 31** — Former Buffalo Bills linebacker and Raiders linebackers coach Jim Haslett is named linebackers coach.
- Feb. 5** — Defensive end Wayne Martin and tackle William Roaf represent the Saints at the AFC-NFC Pro Bowl in Honolulu, the fewest number of Saints selected to play in the game since 1985 (2).
- Feb. 15** — The Saints lose safety Othello Henderson and linebacker James Williams to the Jacksonville Jaguars, and guard Baron Rollins to the Carolina Panthers in the Expansion Draft.
- Mar. 8** — Linebacker Sam Mills signs a two-year contract with the Carolina Panthers, ending a nine-year association with the Saints. Mills played in 133 games and appeared in four Pro Bowls in his career.
- Mar. 13** — The Superdome Commission approves the sale of \$14.5 million in bonds that will go toward the construction of a Saints practice facility in Metairie.
- Mar. 20** — After 13 seasons and 189 games with the Saints, defensive end Frank Warren announces his retirement from professional football. The Saints sign Philadelphia Eagles cornerback Eric Allen, a transition player and five-time Pro Bowler, to an offer sheet on a five year contract.
- Mar. 27** — The Eagles announce they will not match the offer sheet for Allen, officially making him a Saint.
- Apr. 10** — Frank Warren is hired by the club as a Trainee in Football Operations, where he will work in various aspects of the organization.
- June 8** — Groundbreaking ceremonies are held for the Saints new practice facility on Airline Highway. The complex, which will be situated on the LaSalle Tract in Metairie, is expected to be completed in early 1996.
- Oct. 15** — After an 0-5 start, the Saints record their first victory of the season by defeating the Miami Dolphins, 33-30, at the Superdome.
- Dec. 22** — Although completion of the Saints' facility is still nearly four months away, the team holds a Friday workout on the practice field at the club's new home, two days prior to their season finale against the Jets.

1996

- Jan. 12** — Bill Kuharich, Director of Player Personnel from 1986-93 and Vice President of Football Operations, 1994-95, is named Vice President/General Manager. In an addendum to his contract, Kuharich's duties will include, "all football operations, including evaluating personnel, conducting the annual draft, monitoring waivers, free agent availability, and the selection, hiring, and determination of compensation and signing of player contracts."
- Jan. 23** — Defensive assistants Steve Trimble and Frank Warren resign from the coaching staff. Warren plans on resuming his 13-year playing career after retiring in 1995.
- Jan. 25** — Jeff Davidson is hired as an offensive assistant and John Pagano is named a defensive assistant for 1996.

- Jan. 30** — Linebackers coach Jim Haslett turns down the job of defensive coordinator with Tampa Bay. Defensive coordinator Monte Kiffin accepts the same position with Tampa Bay. Haslett is promoted to defensive coordinator.
- Feb. 4** — Tackle William Roaf and cornerback Eric Allen represent the Saints at the AFC-NFC Pro Bowl in Honolulu.
- Feb. 6** — Chalmette native Bobby April is named special teams coach following the resignation of Joe Marciano, who held that spot for the last 10 seasons. Marciano would eventually take the same post with Tampa Bay.
- Feb. 14** — Jim Skipper, running backs coach with the Saints for the last 10 seasons, resigns to take the same post with the Arizona Cardinals. Dave Atkins, offensive coordinator with the Cardinals for the last two years, replaces Skipper.
- Feb. 28** — Bruce Arians is named tight ends coach, replacing Larry Kennan, who was hired as quarterbacks coach with Oakland the day before.
- Apr. 15** — For the first time in team history, the entire organization is housed under one roof with the move to the club's new facility at 5800 Airline Highway in Metairie.
- Apr. 26-28** — The Saints hold a three-day minicamp for rookies, first-year players and selected veterans. Approximately 61 players attend the camp, the first 'official' practices following completion of the Saints' facility.
- May 17** — Jim Miller, Vice President of Administration from 1986-93, and Executive Vice President since 1994, is relieved of his duties.
- June 6** — Rickey Jackson, the Saints' second-round draft choice in 1981, who played 13 seasons in New Orleans, signs a one-day contract with the club before retiring as a Saint. Jackson, who was with San Francisco from 1994-95, is hired as a consultant, where he will assist with the team's marketing and public relations departments.
- July 12** — The Saints sign Tackle William Roaf to an eight year contract extension. This puts the all-pro under contract until the year 2003.
- July 16** — Just four days after extending Roaf's contract, Saints officials sign defensive tackle Wayne Martin to a five-year contract extension, placing him under wraps until the year 2000.
- July 27** — Saints appear in Hall of Fame game for the third time in club history. The Indianapolis Colts, 1995's AFC runner-up, defeat the Saints 10-3 on a 3-yard TD pass with 4:54 to play. The loss puts the Saints' record at 1-2 in the annual Canton, Ohio clash.
- Oct. 21** — After being defeated 19-7 by the Carolina Panthers a day earlier, Saints head coach Jim Mora, the longest tenured coach in all of professional sports, resigns his post, ending a 10 1/2 year tenure with the team. Mora, who led the Saints to their first winning seasons and playoff appearances, and the winningest coach in franchise history, ended his stay with a short statement thanking Tom Benson and the Saints fans for their support.
- Oct. 22** — Carl Smith, the longest tenured active offensive coordinator in the NFL, is relieved of his duties.
- Oct. 23** — Rick Venturi, who had been the Saints linebackers coach and an interim head coach with the Indianapolis Colts in 1991, was named interim head coach. Jim Haslett was given the additional title of linebackers coach. Bruce Arians, who had been the tight ends coach, was given the title of quarterbacks coach and the play-calling responsibility. Jeff Davidson was named tight ends coach.
- Dec. 12** — Tackle William Roaf was named as an NFC starter in his third consecutive Pro Bowl. Defensive tackle Wayne Martin was chosen as an alternate to the squad.

Dec. 15 — Interim head coach Rick Venturi registers his first victory at the team's helm, 17-3, over the New York Giants, ending a string of seven consecutive losses dating back to Nov. 3.

1997

- Jan. 28** — Bill Kuharich is named President/General Manager/Chief Operating Officer of the Saints, making him the first person to hold that title since the late Jim Finks. Kuharich names Mike Ditka head coach of the New Orleans Saints. Ditka, who won Super Bowl XX as head coach of the Chicago Bears, Super Bowl XIII as an assistant coach and Super Bowl VI as a player, all in New Orleans, vows "I'm going to climb the mountain one more time."
- Jan. 30** — Ditka names former all-pro Saints receiver Danny Abramowicz as offensive coordinator, Zaven Yarbalian defensive coordinator, and retains Rick Venturi as linebackers coach/asst. head coach and Chalmette native Bobby April as special teams coach.
- Jan. 31** — Chet Franklin is promoted to Asst. General Manager/Vice President of Football Operations, and Greg Suit is promoted to Senior Vice President of Marketing and Administration.
- Feb. 2** — Mike Ditka rounds out his coaching staff, naming Tom Clements quarterbacks coach, Walt Corey defensive line coach, Jeff Davidson offensive assistant, Harold Jackson receivers coach, Tom Moore running backs coach, Dan Neal tight ends/offensive line asst., John Pagano defensive assistant, Willie Shaw defensive backs coach, Dick Stanfel offensive line coach and Mike Woicik strength and conditioning.
- Mar. 7** — Judd Garrett is named Offensive Assistant.
- Mar. 31** — The Saints trade the number two selection overall, and their sixth-round selection in the 1997 NFL Draft to Oakland for the Raiders' first-, second- and fourth-round draft choices and WR Daryl Hobbs. The Saints also terminate the contract of guard Jim Dombrowski, ending the veteran's 10-year tenure with the Saints. Dombrowski, who was placed on injured reserve 11/19/96 with a broken ankle, leaves the Saints eighth in all-time games played, with 151.
- Apr. 16** — Agreed to terms with the Washington Redskins on quarterback Heath Shuler. In exchange for Shuler, the Redskins will receive the Saints' fifth-round draft choice in 1997 and the third-round in 1998.
- May 15** — Notified quarterback Jim Everett and cornerback Mark McMillian that the team would terminate their contracts effective June 2. Everett, the Saints starting quarterback from 1994-96, leaves as the third-ranked passer in team history in attempts, completion, yardage and touchdowns, and first in completion percentage.
- May 28** — The Saints come to terms with wide receivers Andre Hastings, Randal Hill, center Jerry Fontenot, a Lafayette native and cornerback Mickey Washington, ending the stay of the starting wide receivers from 1996, Torrance Small and New Orleans native Michael Haynes.

SAINTS SERIES RECORDS

Date	W-L	Score	Site	Att.
Arizona Cardinals (9-11-0)				
12-3-67	L	20-31	Away	41,171
9-29-68	L	20-21	Home	79,021
10-27-68	L	17-31	Away	45,478
11-2-69	W	51-42	Away	46,718
10-11-70	L	17-24	Away	45,294
12-8-74	W	14-0	Home	57,152
10-23-77	L	31-49	Away	48,417
10-5-80	L	7-40	Home	45,388
12-6-81	L	3-30	Away	46,923
9-12-82	L	7-21	Home	58,763
9-4-83	W	28-17	Home	65,225
9-23-84	W	34-24	Home	58,723
12-8-85	L	16-28	Away	29,527
11-16-86	W	16-7	Away	32,069
10-11-87	L	19-24	Away	11,795
9-23-90	W	28-7	Home	61,110
12-22-91	W	27-3	Away	30,928
10-18-92	W	30-21	Away	27,735
10-31-93	W	20-17	Away	36,778
9-22-96	L	14-28	Home	34,316

Atlanta Falcons (24-32-0)				
11-26-67	W	27-24	Home	83,437
12-7-69	L	17-45	Away	51,021
9-20-70	L	3-14	Home	77,042
10-25-70	L	14-32	Away	58,850
10-24-71	L	6-28	Away	58,850
12-19-71	L	20-24	Home	75,954
10-15-72	L	14-21	Home	66,294
11-12-72	L	20-36	Away	58,850
9-16-73	L	7-62	Home	66,428
12-16-73	L	10-14	Away	58,850
9-29-74	W	14-13	Home	62,273
10-20-74	W	13-3	Away	58,850
10-5-75	L	7-14	Away	29,444
11-2-75	W	23-7	Home	56,614
10-10-76	W	30-0	Home	51,521
10-31-76	L	20-23	Away	34,127
11-20-77	W	21-20	Home	43,135
12-18-77	L	7-35	Away	36,895
11-12-78	L	17-20	Home	70,323
11-26-78	L	17-20	Away	55,121
9-2-79	L (OT)	34-40	Home	70,940
11-25-79	W	37-6	Away	42,815
10-19-80	L	14-41	Home	62,651
11-16-80	L	13-31	Away	53,871
9-6-81	L	0-27	Away	57,406
11-1-81	L	10-41	Home	63,637
12-12-82	L	0-35	Away	39,535
1-2-83	W	35-6	Home	47,336
10-9-83	W	19-17	Away	51,654
11-6-83	W	27-10	Home	67,062
9-2-84	L	28-36	Home	66,652
11-11-84	W	17-13	Away	40,590
10-20-85	L	24-31	Away	44,784
12-22-85	L	10-16	Home	37,717
9-7-86	L	10-31	Home	67,950
12-14-86	W	14-9	Away	39,994

Date	W-L	Score	Site	Att.
11-1-87	W	38-0	Away	42,196
9-11-88	W	29-21	Away	48,901
12-18-88	W	10-9	Home	60,566
10-29-89	W	20-13	Home	65,153
11-19-89	W	26-17	Away	53,173
10-7-90	L	27-28	Away	57,401
11-25-90	W	10-7	Home	68,629
9-29-91	W	27-6	Away	56,556
11-24-91	L (OT)	20-23	Home	68,591
12-28-91	L	20-27	Home*	68,794
9-20-92	W	10-7	Away	67,328
12-3-92	W	22-14	Home	68,591
9-12-93	W	34-31	Away	64,287
10-24-93	L	15-26	Home	69,043
11-13-94	W	33-32	Home	60,313
12-11-94	W	29-20	Away	61,307
9-17-95	L (OT)	24-27	Home	57,442
12-10-95	L	14-19	Away	54,603
11-17-96	L	15-17	Away	43,119
12-8-96	L	15-31	Home	32,923

*First-Round NFC Playoffs

Baltimore Ravens (0-1-0)				
9-29-96	L	10-17	Away	61,063

Buffalo Bills (2-3-0)				
11-4-73	W	13-0	Home	74,770
9-21-80	L	26-35	Home	51,154
10-30-83	L	21-27	Away	49,413
12-10-89	W	22-19	Away	70,037
12-20-92	L	16-20	Home	68,591

Carolina Panthers (1-3-0)				
10-22-95	L	3-20	Away	55,484
11-26-95	W	34-26	Home	39,580
9-8-96	L	20-22	Home	43,288
10-20-96	L	7-19	Away	70,888

Chicago Bears (7-10-0)				
12-1-68	L	17-23	Home	78,285
12-20-70	L	3-24	Home	63,518
10-10-71	L	14-35	Away	55,049
10-7-73	W	21-16	Home	56,561
10-6-74	L	10-24	Away	55,753
12-21-75	L	17-42	Home	33,371
10-2-77	W	42-24	Away	51,488
9-14-80	L	3-22	Away	62,523
9-19-82	W	10-0	Away	56,600
9-18-83	W (OT)	34-31	Home	64,692
10-7-84	L	7-20	Away	53,752
10-18-87	W	19-17	Away	46,813
1-6-91	L	6-16	Away*	60,767
10-27-91	L	17-20	Home	68,591
9-13-92	W	28-6	Home	68,591
10-9-94	L	7-17	Away	63,822
10-13-96	W	27-24	Home	43,512

*First-Round NFC Playoffs

Date	W-L	Score	Site	Att.
Cincinnati Bengals (5-4-0)				
11-29-70	L	6-26	Away	59,342
9-28-75	L	0-21	Home	52,531
9-24-78	W	20-18	Away	40,455
10-25-81	W	17- 7	Home	46,336
12- 9-84	L	21-24	Home	40,855
12-20-87	W	41-24	Away	43,424
11- 4-90	W	21- 7	Away	60,067
1-2-94	W	20-13	Home	58,036
9-15-96	L	15-30	Away	45,412

Cleveland Browns (3-9-0)				
10- 1-67	L	7-42	Home	77,045
9-15-68	L	10-24	Home	74,215
11-10-68	L	17-35	Away	71,025
10-12-69	L	17-27	Home	71,274
12-12-71	L	17-21	Home	72,794
11-30-75	L	16-17	Away	44,753
10- 8-78	L	16-24	Home	50,158
10-18-81	L	17-20	Away	76,059
10-28-84	W	16-14	Away	52,489
9-13-87	W	28-21	Home	59,900
10-14-90	W	25-20	Home	68,608
12- 5-93	L	13-17	Away	60,388

Dallas Cowboys (3-14-0)				
10-15-67	L	10-14	Away	52,562
11-12-67	L	10-27	Home	83,437
11- 3-68	L	3-17	Home	84,728
9-28-69	L	17-21	Home	79,567
11- 9-69	L	17-33	Away	68,282
10-17-71	W	24-14	Home	83,088
9-24-73	L	3-40	Away	52,715
9-19-76	L	6-24	Home	61,413
11-19-78	L	7-27	Away	57,920
12-19-82	L	7-21	Away	64,506
9-25-83	L	20-21	Away	62,136
10-21-84	L (OT)	27-30	Away	50,966
10- 3-88	W	20-17	Home	68,474
9-10-89	W	28- 0	Home	66,977
12- 2-90	L	13-17	Away	60,087
12- 8-91	L	14-23	Away	64,530
12-19-94	L	16-24	Home	67,323

Denver Broncos (2-4-0)				
11-22-70	L	6-31	Home	66,837
10-13-74	L	17-33	Away	51,706
11- 4-79	L	3-10	Away	74,482
9-15-85	L	23-34	Away	74,488
11-20-88	W	42- 0	Home	68,075
12-24-94	W	30-28	Away	64,445

Detroit Lions (7-6-1)				
11-24-68	T	20-20	Away	46,152
11- 8-70	W	19-17	Home	66,910
11-19-72	L	14-27	Away	53,752
10-14-73	W	20-13	Home	57,810
11- 3-74	L	14-19	Away	49,127
11-14-76	W	17-16	Home	42,048
9-25-77	L	19-23	Away	51,458
10-21-79	W	17- 7	Home	57,428
10-12-80	L	13-24	Away	78,147
9-18-88	W	22-14	Away	37,180

Date	W-L	Score	Site	Att.
12- 3-89	L	14-21	Away	38,550
10-28-90	L	10-27	Home	64,368
10- 4-92	W	13- 7	Away	66,971
9-19-93	W	14- 3	Home	69,039

Green Bay Packers (4-13-0)				
11-17-68	L	7-29	Milw.	49,644
11-28-71	W	29-21	Milw.	48,035
12-17-72	L	20-30	Home	65,881
12- 2-73	L	10-30	Milw.	47,890
10-12-75	W	20-19	Home	51,371
11- 7-76	L	27-32	Milw.	52,936
9-18-77	L	20-24	Home	56,250
9-10-78	L	17-28	Milw.	54,336
9- 9-79	L	19-28	Milw.	53,184
12-13-81	L	7-35	Home	45,518
11- 4-84	L	13-23	Home	57,426
11-17-85	L	14-38	Milw.	52,104
9-14-86	W	24-10	Home	56,383
12-27-87	W	33-24	Home	68,364
9-17-89	L	34-35	Away	55,809
11-14-93	L	17-19	Home	69,043
12-16-95	L	23-34	Home	50,132

Houston Oilers (4-4-1)				
10- 3-71	T	13-13	Away	47,966
10- 3-76	L	26-31	Home	51,973
12-10-78	L	12-17	Home	63,169
11-22-81	W	27-24	Away	49,581
9-30-84	W	27-10	Away	43,108
12-13-87	W	24-10	Home	68,257
10-21-90	L	10-23	Away	57,908
9- 5-93	W	33-21	Home	69,029
11-10-96	L	14-31	Home	34,121

Indianapolis Colts (3-3-0)				
12-10-67	L	10-30	Away	60,238
10-19-69	L	10-30	Home	60,636
9-30-73	L	10-14	Away	52,293
10-12-86	W	17-14	Away	53,512
12-24-89	W	41- 6	Home	49,009
11-12-95	W	17-14	Home	44,122

Jacksonville Jaguars (1-0-0)				
12- 3-72	L	17-18	Away	62,496

Kansas City Chiefs (3-3-0)				
9-25-72	L	17-20	Home	70,793
9-26-76	W	27-17	Away	53,918
11-21-82	W	27-17	Home	39,341
9- 8-85	L	27-47	Home	57,760
9- 8-91	W	17-10	Away	74,816
9- 4-94	L	17-30	Home	69,362

Miami Dolphins (3-4-0)				
11-15-70	L	10-21	Away	42,866
11-10-74	L	0-21	Home	74,289
9- 2-80	L	16-21	Away	40,946
10- 2-83	W	17- 7	Home	66,489
12- 7-86	L	27-31	Home	64,761
11-29-92	W	24-13	Home	68,591
10-15-95	W	33-30	Home	55,628

Date	W-L	Score	Site	Att.
Minnesota Vikings (6-14-0)				
10-13-68	W	20-17	Home	71,105
9-27-70	L	0-26	Away	47,900
11-21-71	L	10-23	Home	83,130
11- 5-72	L	6-37	Away	49,784
12- 1-74	L	9-29	Away	48,456
11- 9-75	L	7-20	Home	52,765
9-12-76	L	9-40	Home	58,156
9- 3-78	W	31-24	Home	54,187
11-30-80	L	20-23	Home	30,936
11-15-81	L	10-20	Away	45,215
11-27-83	W	17-16	Home	59,502
11-24-85	W	30-23	Away	54,117
12-21-86	L	17-33	Away	51,209
1- 3-88	L	10-44	Home*	69,546
12- 4-88	L	3-45	Away	61,215
9-16-90	L	3-32	Away	56,272
9-22-91	W	26- 0	Home	68,591
11-28-93	W	17-14	Away	53,030
11- 6-94	L	20-21	Away	57,564
11-19-95	L	24-43	Away	58,108

*NFC Wild Card Game

New England Patriots (3-5-0)				
12-10-72	L	10-17	Home	64,889
12- 5-76	L	6-27	Away	53,592
12-21-80	L	27-38	Home	38,277
12- 4-83	L	0- 7	Away	24,579
11-30-86	L	20-21	Home	58,259
11-12-89	W	28-24	Away	47,680
11- 8-92	W	31-14	Away	45,413
12- 3-95	W	31-17	Away	59,876

New York Giants (8-10-0)				
10- 8-67	L	21-27	Away	62,670
10- 6-68	L	21-38	Away	62,967
11-16-69	W	25-24	Away	62,927
10- 4-70	W	14-10	Home	69,126
10- 8-72	L	21-45	Away	62,507
12-14-75	L	14-28	Away	40,150
10-29-78	W	28-17	Home	58,806
9-30-79	W	24-14	Home	51,543
9-20-81	L	7-20	Away	69,814
12-15-84	W	10- 3	Away	63,739
10-27-85	L	13-21	Home	54,082
9-28-86	L	17-20	Away	72,765
11-22-87	W	23-14	Home	67,639
11-27-88	L	12-13	Home	66,526
12-20-93	L	14-24	Home	69,036
10- 2-94	W	27-22	Home	55,076
9-24-95	L	29-45	Away	72,619
12-15-96	W	17- 3	Away	52,530

New York Jets (4-4-0)				
12- 3-72	L	17-18	Away	62,496
12- 4-77	L	13-16	Home	40,464
12-14-80	W	21-20	Away	38,077
11-21-83	L	28-31	Home	68,606
10-26-86	L	23-28	Away	44,246
10-15-89	W	29-14	Home	59,521
12-26-92	W	20- 0	Away	45,614
12-24-95	W	12- 0	Away	28,885

Date	W-L	Score	Site	Att.
Oakland Raiders (2-4-1)				
11- 7-71	T	21-21	Home	83,102
11- 9-75	L	10-48	Away	51,764
12- 3-79	L	35-42	Home	65,541
10-13-85	L	13-23	Away	48,152
10-23-88	W	20- 6	Home	66,249
12-16-91	W	27- 0	Home	68,625
11-20-94	L	19-24	Away	41,722

Philadelphia Eagles (8-13-0)				
11- 5-67	W	31-24	Home	59,596
11-19-67	L	21-48	Away	60,751
12- 8-68	L	17-29	Away	57,128
10-26-69	L	10-13	Away	60,568
11-30-69	W	26-17	Home	72,805
10-29-72	W	21- 3	Home	65,554
10-27-74	W	14-10	Home	64,257
11- 6-77	L	7-28	Away	53,482
9-17-78	L	17-24	Home	49,242
9-16-79	L	14-26	Home	54,212
11- 9-80	L	21-34	Home	45,340
10-11-81	L	14-31	Home	52,728
12-11-83	W (OT)	20-17	Away	45,182
10- 6-85	W	23-21	Home	56,364
9-20-87	L	17-27	Away	57,485
12-18-89	W	30-20	Home	59,218
10-13-91	W	13- 6	Away	64,224
9- 6-92	L	13-15	Away	63,513
1- 3-93	L	20-36	Home*	68,893
12-26-93	L	26-37	Away	50,085
10- 1-95	L	10-15	Home	43,938

*NFC Wild Card Game

Pittsburgh Steelers (5-6-0)				
10-29-67	L	10-14	Home	68,911
10-20-68	W	16-12	Away	32,303
12-15-68	W	24-14	Home	66,131
12-21-69	W	27-24	Home	72,256
11-25-74	L	7-28	Home	71,907
11- 5-78	L	14-20	Away	48,525
10- 4-81	L	6-20	Home	64,578
11-19-84	W	27-24	Home	66,005
11-29-87	W	20-16	Away	47,896
12-16-90	L	6- 9	Home	68,582
10-17-93	L	14-37	Away	56,056

St. Louis Rams (24-30-0)				
9-17-67	L	13-27	Home	80,879

Date	W-L	Score	Site	Att.
11-28-76	L	14-33	Away	54,906
10-16-77	L	7-14	Away	46,045
10-30-77	W	27-26	Home	59,023
10-1-78	L	20-26	Home	61,654
10-22-78	W	10-3	Away	47,574
10-7-79	L	17-35	Home	68,986
12-16-79	W	29-14	Away	53,879
11-2-80	L	31-45	Away	59,909
11-24-80	L	7-27	Home	53,448
9-13-81	W	23-17	Home	62,063
11-8-81	W	21-13	Away	61,068
9-11-83	L	27-30	Away	45,572
12-18-83	L	24-26	Home	70,148
10-14-84	L	10-28	Home	63,161
12-2-84	L	21-34	Away	49,348
11-3-85	L	10-28	Away	49,030
12-1-85	W	29-3	Home	44,122
11-9-86	W	6-0	Home	62,352
11-23-86	L	13-26	Away	58,600
10-4-87	W	37-10	Home	29,745
11-8-87	W	31-14	Away	43,379
10-30-88	L	10-12	Home	68,238
11-13-88	W	14-10	Away	63,305
10-22-89	W	40-21	Away	57,567
11-26-89	L(OT)	17-20	Home	64,274
12-9-90	W	24-20	Away	56,864
12-31-90	W	20-17	Home	68,647
9-15-91	W	24-7	Home	68,583
11-3-91	W	24-17	Away	58,713
10-11-92	W	13-10	Home	68,591
12-13-92	W	37-14	Away	47,355
10-3-93	W	37-6	Away	50,709
12-12-93	L	20-23	Home	69,033
10-23-94	W	37-34	Home	47,908
12-4-94	W	31-15	Away	34,960
9-10-95	L	13-17	Away	59,335
11-5-95	W	19-10	Home	43,120
12-1-96	L	10-26	Home	26,310
12-21-96	L	13-14	Away	57,681

San Diego Chargers (1-5-0)

11-18-73	L	14-17	Away	44,356
10-9-77	L	0-14	Home	53,942
12-9-79	L	0-35	Home	61,059
10-9-88	W	23-17	Away	42,693
11-17-91	L	21-24	Away	48,420
10-16-94	L	22-36	Home	50,565

San Francisco 49ers (15-38-2)

10-22-67	L	13-27	Away	34,285
11-23-69	W	43-38	Home	71,448
10-18-70	T	20-20	Away	39,446
12-13-70	L	27-38	Home	61,940
9-26-71	L	20-38	Home	81,596
11-14-71	W	26-20	Away	45,138
10-1-72	L	2-37	Home	69,840
10-22-72	T	20-20	Away	59,167
10-21-73	L	0-40	Away	52,629
12-9-73	W	16-10	Home	62,490
9-15-74	L	13-17	Home	65,071
12-15-74	L	21-35	Away	49,567
10-19-75	L	21-35	Away	40,990
11-23-75	L	6-16	Home	40,328

10-17-76	L	3-33	Away	43,160
12-12-76	L	7-27	Home	42,536
11-13-77	L (OT)	7-10	Home	41,564
11-27-77	L	17-20	Away	33,702
10-15-78	W	14-7	Away	37,671
12-3-78	W	24-13	Home	50,088
9-23-79	W	30-21	Away	39,727
11-11-79	W	31-20	Home	65,551
9-7-80	L	23-26	Home	58,621
12-7-80	L (OT)	35-38	Away	37,949
9-27-81	L	14-21	Away	44,433
12-20-81	L	17-21	Home	43,639
11-28-82	W	23-20	Away	51,611
10-16-83	L	13-32	Home	68,154
11-13-83	L	0-27	Away	40,022
9-16-84	L	20-30	Away	57,611
11-25-84	L	3-35	Home	65,117
9-29-85	W	20-17	Away	58,053
12-15-85	L	19-31	Home	46,065
9-21-86	L	17-26	Away	58,297
11-2-86	W	23-10	Home	53,234
10-25-87	L	12-24	Home	60,497
11-15-87	W	26-24	Away	60,436
9-4-88	L	33-34	Home	66,357
12-11-88	L	17-30	Away	62,977
10-8-89	L	20-24	Home	60,488
11-6-89	L	13-31	Away	60,667
9-10-90	L	12-13	Home	68,629
12-23-90	W	13-10	Away	60,112
11-10-91	W	10-3	Home	68,591
12-1-91	L	24-38	Away	62,092
9-27-92	L	10-16	Home	68,591
11-15-92	L	20-21	Away	64,895
9-26-93	W	16-13	Home	69,041
11-22-93	L	7-42	Away	68,966
9-25-94	L	13-24	Away	63,471
11-28-94	L	14-35	Home	61,304
9-3-95	L	22-24	Home	66,627
10-29-95	W	11-7	Away	65,272
9-1-96	L	11-27	Away	63,970
11-3-96	L	17-24	Home	53,297

Seattle Seahawks (3-2-0)

11-21-76	W	51-27	Away	61,865
11-18-79	L	24-38	Away	60,055
10-18-85	L	3-27	Home	47,365
10-16-88	W	20-19	Away	63,569
9-1-91	W	27-24	Home	68,492

Tampa Bay Buccaneers (12-5-0)

12-11-77	L	14-33	Home	40,124
12-17-78	W	17-10	Away	51,209
10-14-79	W	42-14	Away	67,640
11-29-81	L	14-31	Home	62,209
12-5-82	L	10-13	Home	61,709
10-23-83	W	24-21	Away	48,242
9-9-84	W	17-13	Home	54,686
9-22-85	W	20-13	Home	45,320
10-19-86	W	38-7	Home	43,355
12-6-87	W	44-34	Home	66,471
9-25-88	W	13-9	Home	66,671
9-24-89	L	10-20	Away	44,053
11-11-90	W	35-7	Home	67,865

Date	W-L	Score	Site	Att.
10-20-91	W	23-7	Home	68,591
11-1-92	W	23-21	Home	68,591
9-18-94	W	9-7	Away	45,522
11-24-96	L	7-13	Away	40,203

Washington Redskins (5-12-0)

9-24-67	L	10-30	Home	74,937
12-17-67	W	30-14	Away	50,486
9-22-68	W	37-17	Home	65,941
9-21-69	L	20-26	Home	73,147
12-14-69	L	14-17	Away	50,354
10-31-71	L	14-24	Away	53,041

CHRONOLOGY OF UNIFORM CHANGES

The following is a catalogue of uniform changes since the Saints' inception in 1966:

1967 — Gold pants with black and white striping; black jerseys with gold numerals and white trim with white and gold piping on sleeves; white jerseys with gold numerals and black trim with black and gold piping on sleeves. Gold helmet with black Fleur-de-Lis on either side, and black and white striping down the middle.

1969 — For preseason games exclusively — Black helmets with gold Fleur-de-Lis on either side and gold and white striping down the middle. Helmets have been gold ever since.

1971 — The color of the numerals changed. Black with gold trim on white jerseys and white with gold trim on black jerseys.

1975 — Pants were changed from gold to white with black and gold striping.

1976 — Black pants were introduced to be worn with white jerseys. Gold and white striping down the sides. Same white pants worn with the black jerseys. The facemask changed from grey to black.

1983 — Numbers changed to "San Diego-style" numerals. Thin border around the number with no direct contact between the number and the border. The second change was from socks with black and gold piping to solid black.

1986 — Gold pants with wide solid black stripes were initiated. The state Fleur-de-Lis patch appears on either side of the pants. The jersey was redesigned with TV numbers on the shoulders, and the state Fleur-de-Lis on either sleeve. The stripes on the sleeves were eliminated. The socks feature a wide gold stripe on a black background.

1991 — 25th anniversary patches were worn on the left shoulder.

1994 — For three games (3-5), the Saints wore their 1967 style uniforms for their "throw-backs games", a league-wide program commemorating the NFL's 75th Anniversary.

1996 — Traditional Fleur-de-Lis replaces state logo on jerseys and pants. Player name and numbers changed from screen-on type to "tackle twill" style, made of cloth and sewed onto jersey. Numbers changed to gold with black outline on white jerseys and gold with a white outline on black jerseys. Stockings changed from thick gold and black stripe over white to solid black over white.

SAINTS ALL-TIME RESULTS

*HOME GAME (Home Attendance Figures Between 1990-93 Represent Tickets Distributed)
 MN-Monday Night, SN-Sunday Night, TN-Thursday Night, SAT - Saturday

1967 (3-11) Coach: Tom Fears
 4th place, Capitol Division

	Result
9/17 * Los Angeles (80,879)	L 13-27
9/24 * Washington (74,937)	L 10-30
10/1 * Cleveland (77,045)	L 7-42
10/8 New York Giants (62,670)	L 21-27
10/15 Dallas (52,562)	L 10-14
10/22 San Francisco (34,285)	L 13-27
10/29 * Pittsburgh (68,911)	L 10-14
11/5 * Philadelphia (59,596)	W 31-24
11/12 * Dallas (83,437)	L 10-27
11/19 Philadelphia (60,751)	L 21-48
11/26 * Atlanta (83,437)	W 27-24
12/3 St. Louis (41,171)	L 20-31
12/10 Baltimore (60,238)	L 10-30
12/17 Washington (50,486)	W 30-14
	233-379

1968 (4-9-1) Coach: Tom Fears
 3rd place, Century Division

	Result
9/15 * Cleveland (74,215)	L 10-24
9/22 * Washington (65,941)	W 31-17
9/29 * St. Louis (79,021)	L 20-21
10/6 New York Giants (62,967)	L 20-21
10/13 * Minnesota (71,105)	W 20-17
10/20 Pittsburgh (32,303)	W 16-12
10/27 St. Louis (45,478)	L 17-31
11/3 * Dallas (84,728)	L 3-17
11/10 Cleveland (71,025)	L 17-35
11/17 Green Bay (Milw. 49,644)	L 7-29
11/24 Detroit (46,152)	T 20-20
12/1 * Chicago (78,285)	L 17-23
12/8 Philadelphia (57,128)	L 17-29
12/15 * Pittsburgh (66,131)	W 24-14
	246-327

1969 (5-9) Coach: Tom Fears
 3rd place, Capitol Division

	Result
9/21 * Washington (73,147)	L 20-26
9/28 * Dallas (79,567)	L 17-21
10/5 Los Angeles (54,879)	L 17-36
10/12 * Cleveland (71,274)	L 17-27
10/19 * Baltimore (80,636)	L 10-30
10/26 Philadelphia (60,658)	L 10-13
11/2 St. Louis (46,718)	W 51-42
11/9 Dallas (62,282)	L 17-33
11/16 New York Giants (62,927)	W 25-24
11/23 * San Francisco (71,448)	W 43-38
11/30 Philadelphia (72,805)	W 26-17
12/7 Atlanta (57,021)	L 17-45
12/14 Washington (50,354)	L 14-17
12/21 * Pittsburgh (72,256)	W 27-24
	311-393

1970 (2-11-1) Coach: Tom Fears (7 games)
J.D. Roberts (7 games)
 4th place, NFC West

	Result
9/20 * Atlanta (77,042)	L 3-14
9/27 * Minnesota (47,900)	L 0-26
10/4 * New York Giants (69,126)	W 14-10
10/11 St. Louis (45,294)	L 17-24
10/18 San Francisco (39,446)	T 20-20
10/25 Atlanta (58,850)	L 14-32
11/1 * Los Angeles (77,861)	L 17-30
11/8 * Detroit (66,910)	W 19-17
11/15 Miami (42,866)	L 10-21
11/22 * Denver (66,837)	L 6-31
11/29 Cincinnati (59,342)	L 6-26
12/6 Los Angeles (66,410)	L 16-34
12/13 * San Francisco (61,940)	L 27-38
12/20 * Chicago (63,518)	L 3-24
	172-347

1971 (4-8-2) Coach: J.D. Roberts
 4th place, NFC West

	Result
9/19 * Los Angeles (70,915)	W 24-20
9/26 * San Francisco (81,596)	L 20-38
10/3 Houston (47,966)	T 13-13
10/10 Chicago (55,049)	L 14-35
10/17 * Dallas (83,088)	W 24-14
10/24 Atlanta (58,850)	L 6-28
10/31 Washington (53,041)	L 14-24
11/7 * Oakland (83,102)	T 21-21
11/14 San Francisco (45,138)	W 26-20
11/21 * Minnesota (83,130)	L 10-23
11/28 Green Bay (Milw. 48,130)	W 29-21
12/5 Los Angeles (73,610)	L 28-45
12/12 * Cleveland (72,794)	L 17-21
12/19 * Atlanta (75,954)	L 20-24
	266-347

1972 (2-11-1) Coach: J.D. Roberts
 4th place, NFC West

	Result
9/17 Los Angeles (66,303)	L 14-34
9/25 * Kansas City (70,793)-MN	L 17-20
10/1 * San Francisco (69,840)	L 2-37
10/8 New York Giants (62,507)	L 21-45
10/15 * Atlanta (66,294)	L 14-21
10/22 San Francisco (59,167)	T 20-20
10/29 Philadelphia (65,554)	W 21- 3
11/5 Minnesota (49,784)	L 6-37
11/12 Atlanta (58,850)	L 20-36
11/19 Detroit (53,752)	L 14-27
11/26 * Los Angeles (64,325)	W 19-16
12/3 New York Jets (62,496)	L 17-18
12/10 New England (64,889)	L 10-17
12/17 Green Bay (65,881)	L 20-30
	215-361

1973 (5-9) Coach: John North
 3rd place, NFC West

	Result
9/16 * Atlanta (66,428)	L 7-62
9/24 Dallas (52,715)-MN	L 3-40
9/30 Baltimore (52,293)	L 10-14
10/7 * Chicago (56,561)	W 21-16
10/14 * Detroit (57,810)	W 20-13
10/21 San Francisco (52,629)	L 0-40
10/28 * Washington (66,315)	W 19- 3
11/4 * Buffalo (74,770)	W 13- 0
11/11 Los Angeles (70,358)	L 7-29
11/18 San Diego (44,356)	L 14-17
11/25 * Los Angeles (67,192)	L 13-24
12/2 Green Bay (Milw. 47,890)	L 10-30
12/9 * San Francisco (62,490)	W 16-10
12/16 Atlanta (58,850)	L 10-14
	163-312

1974 (5-9) Coach: John North
 3rd place, NFC West

	Result
9/15 * San Francisco (65,071)	L 13-17
9/22 Los Angeles (64,178)	L 0-24
9/29 * Atlanta (62,273)	W 14-13
10/6 Chicago (55,753)	L 10-24
10/13 Denver (51,706)	L 17-33
10/20 Atlanta (58,850)	W 13- 3
10/27 Philadelphia (64,257)	W 14-10
11/3 Detroit (49,127)	L 14-19
11/10 * Miami (74,289)	L 0-21
11/17 * Los Angeles (57,287)	W 20- 7
11/25 * Pittsburgh (71,907)-MN	L 7-28
12/1 Minnesota (48,456)	L 9-29
12/8 * St. Louis (57,152)	W 14- 0
12/15 San Francisco (49,567)	L 21-35
	166-263

1975 (2-12) Coach: John North (6 games)
Ernie Hefferle (8 games)
 4th place, NFC West

	Result
9/21 Washington (54,414)	L 3-41
9/28 * Cincinnati (52,531)	L 0-21
10/5 Atlanta (29,444)	L 7-14
10/12 * Green Bay (51,371)	W 20-19
10/19 San Francisco (40,990)	L 21-35
10/26 Los Angeles (60,771)	L 14-38
11/2 * Atlanta (56,814)	W 23- 7
11/9 Oakland (51,764)	L 10-48
11/16 * Minnesota (62,765)	L 7-20
11/23 * San Francisco (40,328)	L 6-16
11/30 Cleveland (44,753)	L 16-17
12/7 Los Angeles (39,358)	L 7-14
12/14 New York Giants (40,150)	L 14-28
12/21 * Chicago (33,371)	L 17-42
	165-360

1976 (4-10) Coach: Hank Stram
 3rd place, NFC West

	Result
9/12 * Minnesota (58,156)	L 9-40
9/19 * Dallas (61,413)	L 6-24
9/26 Kansas City (53,918)	W 27-17
10/3 * Houston (51,973)	L 26-31
10/10 * Atlanta (51,521)	W 30- 0
10/17 San Francisco (43,160)	L 3-33
10/24 Los Angeles (51,984)	L 10-16
10/31 Atlanta (34,127)	L 20-23
11/7 Green Bay (Milw. 52,936)	L 27-32
11/14 * Detroit (42,048)	W 17-16
11/21 Seattle (61,865)	W 51-27
11/28 Los Angeles (54,906)	L 14-33
12/5 New England (53,592)	L 6-27
12/12 * San Francisco (42,536)	L 7-27
	253-346

1977 (3-11) Coach: Hank Stram
 4th place, NFC West

	Result
9/18 * Green Bay (56,548)	L 20-24
9/25 Detroit (51,548)	L 19-23
10/2 Chicago (51,488)	W 42-24
10/9 * San Diego (53,942)	L 0-14
10/16 Los Angeles (46,045)	L 7-14
10/23 St. Louis (48,417)	L 31-49
10/30 * Los Angeles (59,023)	W 27-26
11/6 Philadelphia (53,482)	L 7-28
11/13 * San Francisco (41,564)(OT)	L 7-10
11/20 Atlanta (43,135)	W 21-20
11/27 San Francisco (33,702)	L 17-20
12/4 * New York Jets (40,464)	L 13-16
12/11 Tampa Bay (40,124)	L 14-33
12/18 Atlanta (36,895)	L 7-35
	232-336

1978 (7-9) Coach: Dick Nolan
 3rd place, NFC West

	Result
9/3 * Minnesota (54,187)	W 31-24
9/10 Green Bay (Milw. 54,336)	L 17-28
9/17 * Philadelphia (49,242)	L 17-24
9/24 Cincinnati (40,455)	W 20-18
10/1 * Los Angeles (61,654)	L 20-26
10/8 * Cleveland (50,158)	L 16-24
10/15 San Francisco (37,671)	W 14- 7
10/22 Los Angeles (47,574)	W 10- 3
10/29 New York Giants (58,806)	W 28-17
11/5 Pittsburgh (48,525)	L 14-20
11/12 Atlanta (70,323)	L 17-20
11/19 Dallas (57,920)	L 7-27
11/26 Atlanta (55,521)	L 17-20
12/3 * San Francisco (50,068)	W 24-13
12/10 Houston (63,169)	L 12-17
12/17 Tampa Bay (51,209)	W 17-10
	281-298

1979 (8-8) Coach: Dick Nolan
2nd place, NFC West

	Result
9/2 * Atlanta (70,940)(OT).....	L 34-40
9/9 Green Bay (Milw. 53,184).....	L 19-28
9/16 * Philadelphia (54,212).....	L 14-26
9/23 San Francisco (39,727).....	W 30-21
9/30 * New York Giants (51,543).....	W 24-14
10/7 * Los Angeles (68,986).....	L 17-35
10/14 Tampa Bay (67,640).....	W 42-14
10/21 * Detroit (57,428).....	W 17- 7
10/28 Washington (52,133).....	W 14-10
11/4 Denver (74,482).....	L 3-10
11/11 * San Francisco (65,551).....	W 31-20
11/18 Seattle (60,055).....	L 24-38
11/25 Atlanta (42,815).....	W 37- 6
12/3 * Oakland (65,541)-MN.....	L 35-42
12/9 * San Diego (61,059).....	L 0-35
12/16 Los Angeles (53,879).....	W 29-14
	370-360

1980 (1-15) Coach: Dick Nolan (12 games)
Dick Stanfel (4 games)
4th place, NFC West

	Result
9/7 * San Francisco (58,621).....	L 23-26
9/14 Chicago (65,523).....	L 3-22
9/21 * Buffalo (51,154).....	L 26-35
9/28 Miami (40,946).....	L 16-21
10/5 * St. Louis (45,388).....	L 7-40
10/12 Detroit (78,147).....	L 13-24
10/19 * Atlanta (62,651).....	L 14-41
10/26 Washington (51,375).....	L 14-22
11/2 Los Angeles (59,909).....	L 31-45
11/9 * Philadelphia (45,340).....	L 21-34
11/16 Atlanta (53,871).....	L 13-31
11/24 * Los Angeles (53,488)-MN.....	L 7-27
11/30 * Minnesota (30,936).....	L 20-23
12/7 San Francisco (37,949)(OT).....	W 35-38
12/14 New York Jets (38,077).....	W 21-20
12/21 * New England (38,277).....	L 27-38
	291-487

1981 (4-12) Coach: Bum Phillips
4th place, NFC West

	Result
9/6 Atlanta (57,406).....	L 0-27
9/13 * Los Angeles (62,063).....	W 23-17
9/20 New York Giants (69,814).....	L 7-20
9/27 San Francisco (44,433).....	L 14-21
10/4 * Pittsburgh (64,578).....	L 6-20
10/11 * Philadelphia (52,728).....	L 14-31
10/18 Cleveland (76,059).....	L 17-20
10/25 * Cincinnati (46,336).....	W 17- 7
11/1 * Atlanta (63,637).....	L 10-41
11/8 Los Angeles (61,068).....	W 21-13
11/15 Minnesota (45,215).....	L 10-20
11/22 Houston (49,581).....	W 27-24
11/29 * Tampa Bay (62,209).....	L 14-31
12/6 St. Louis (46,923).....	L 3-30
12/13 * Green Bay (45,518).....	L 7-35
12/20 * San Francisco (43,639).....	L 17-21
	207-378

1982 (4-5) Coach: Bum Phillips
2nd place, NFC West

	Result
9/12 * St. Louis (58,763).....	L 7-21
9/19 Chicago (56,600).....	W 10- 0
11/21 * Kansas City (39,341).....	W 27-17
11/28 San Francisco (51,611).....	W 23-20
12/5 * Tampa Bay (61,709).....	L 10-13
12/12 Atlanta (39,535).....	L 0-35
12/19 Dallas (64,506).....	L 7-21
12/26 * Washington (48,667).....	L 10-27
1/2 * Atlanta (47,336).....	W 35- 6
	129-160

1983 (8-8) Coach: Bum Phillips
3rd place, NFC West

	Result
9/4 * St. Louis (65,225).....	W 28-17
9/11 Los Angeles (45,572).....	L 27-30
9/18 * Chicago (64,692)(OT).....	W 34-31
9/25 Dallas (62,136).....	L 20-21
10/2 * Miami (66,489).....	W 17- 7
10/9 Atlanta (51,654).....	W 19-17
10/16 * San Francisco (68,154).....	L 13-32
10/23 Tampa Bay (48,242).....	W 24-21
10/30 Buffalo (49,413).....	L 21-27
11/6 * Atlanta (67,062).....	W 27-10
11/13 San Francisco (40,022).....	L 0-27
11/21 N.Y. Jets (68,606)-MN.....	L 28-31
11/27 * Minnesota (59,502).....	W 17-16
12/4 New England (24,579).....	L 0- 7
12/11 Philadelphia (45,182)(OT).....	W 20-17
12/18 * Los Angeles (70,148).....	L 24-26
	319-337

1984 (7-9) Coach: Bum Phillips
3rd place, NFC West

	Result
9/2 * Atlanta (66,652).....	L 28-36
9/9 * Tampa Bay (54,686).....	W 17-13
9/16 San Francisco (57,611).....	L 20-30
9/23 * St. Louis (58,723).....	W 34-24
9/30 Houston (43,108).....	W 27-10
10/7 Chicago (53,752).....	L 7-20
10/14 * Los Angeles (63,161).....	L 10-28
10/21 Dallas (50,966)-SN (OT).....	L 27-30
10/28 Cleveland (52,849).....	W 16-14
11/4 * Green Bay (57,426).....	L 13-23
11/11 Atlanta (40,590).....	W 17-13
11/19 * Pittsburgh (66,005)-MN.....	W 27-24
11/25 * San Francisco (65,117).....	L 3-35
12/2 Los Angeles (49,348).....	L 21-34
12/9 * Cincinnati (40,855).....	L 21-24
12/15 New York Giants (63,739).....	W 10- 3
	298-361

1985 (5-11) Coach: Bum Phillips (12 games)
Wade Phillips (4 games)
3rd place, NFC West

	Result
9/8 * Kansas City (57,760).....	L 27-47
9/15 Denver (74,448).....	L 23-34
9/22 * Tampa Bay (45,320).....	W 20-13
9/29 San Francisco (58,053).....	W 20-17
10/6 * Philadelphia (56,364).....	W 23-21
10/13 L.A. Raiders (48,152).....	L 13-23
10/20 Atlanta (44,784).....	L 24-31
10/27 * New York Giants (54,082).....	L 13-21
11/3 Los Angeles (49,030).....	L 10-28
11/10 Seattle (47,365).....	L 3-27
11/17 Green Bay (Milw. 52,104).....	L 14-38
11/24 Minnesota (54,117).....	W 30-23
12/1 * Los Angeles (44,122).....	W 29- 3
12/8 St. Louis (29,527).....	L 16-28
12/15 * San Francisco (46,065).....	L 19-31
12/22 * Atlanta (37,717).....	L 10-16
	294-401

1986 (7-9) Coach: Jim Mora
4th place, NFC West

	Result
9/7 * Atlanta (67,950).....	L 10-31
9/14 * Green Bay (56,383).....	W 24-10
9/21 San Francisco (58,297).....	L 17-26
9/28 N.Y. Giants (72,765).....	L 17-20
10/5 * Washington (57,317).....	L 6-14
10/12 Indianapolis (53,512).....	W 17-14
10/19 * Tampa Bay (43,355).....	W 38- 7
10/26 N.Y. Jets (44,246).....	L 23-28
11/2 * San Francisco (53,234).....	W 20-13
11/9 * Los Angeles (62,352).....	W 6- 0
11/16 St. Louis (32,069).....	W 16- 7
11/23 Los Angeles (58,600).....	L 13-26
11/30 * New England (58,259).....	L 20-21
12/7 * Miami (64,761).....	L 27-31
12/14 Atlanta (39,994).....	W 14- 9
12/21 Minnesota (51,209).....	L 17-33
	288-287

1987 (12-3) Coach: Jim Mora
2nd place, NFC West

	Result
9/13 * Cleveland (59,900).....	W 28-21
9/20 Philadelphia (57,485).....	L 17-27
10/4 * Los Angeles (29,745).....	W 37-10
10/11 St. Louis (11,795).....	L 19-24
10/18 Chicago (46,813).....	W 19-17
10/25 * San Francisco (60,497).....	L 22-24
11/1 Atlanta (42,196).....	W 38- 0
11/8 Los Angeles (43,379).....	W 31-14
11/15 San Francisco (60,436).....	W 26-24
11/22 * N.Y. Giants (67,639).....	W 23-14
11/29 Pittsburgh (47,896).....	W 20-16
12/6 * Tampa Bay (66,471).....	W 44-34
12/13 Houston (68,257).....	W 24-10
12/20 Cincinnati (43,424).....	W 41-24
12/27 * Green Bay (68,364).....	W 33-24
	422-283

NFC Wild Card Playoffs

1/3 * Minnesota (68,127).....	L 10-44
-------------------------------	---------

1988 (10-6) Coach: Jim Mora
3rd place, NFC West

	Result
9/4 * San Francisco (66,357).....	L 33-34
9/11 Atlanta (48,901).....	W 29-21
9/18 Detroit (37,180).....	W 22-14
9/25 * Tampa Bay (66,671).....	W 13- 9
10/3 * Dallas (68,474)-MN.....	W 20-17
10/9 San Diego (42,693).....	W 23-17
10/16 Seattle (63,569).....	W 20-19
10/23 * L.A. Raiders (66,249).....	W 20- 6
10/30 * L.A. Rams (68,238).....	L 10-12
11/6 Washington (54,183).....	L 24-27
11/13 L.A. Rams (63,305).....	W 14-10
11/20 Denver (68,075).....	W 42- 0
11/27 * N.Y. Giants (66,526)-SN.....	L 12-13
12/4 Minnesota (61,215).....	L 3-45
12/11 San Francisco (62,977).....	L 17-30
12/18 * Atlanta (60,566).....	W 10- 9
	312-283

1989 (9-7) Coach: Jim Mora
3rd place, NFC West

	Result
9/10 * Dallas (66,977).....	W 28- 0
9/17 Green Bay (55,809).....	L 34-35
9/24 Tampa Bay (44,053).....	L 10-20
10/1 * Washington (64,358).....	L 14-16
10/8 * San Francisco (60,488).....	L 20-24
10/15 * N.Y. Jets (59,521).....	W 29-14
10/22 L.A. Rams (57,567).....	W 40-21
10/29 * Atlanta (65,153).....	W 20-13
11/6 San Francisco (60,667)-MN.....	L 13-31
11/12 New England (47,680).....	W 28-24
11/19 Atlanta (53,173).....	W 26-17
11/26 * L.A. Rams (64,274)-SN(OT).....	L 17-20
12/3 Detroit (38,550).....	L 14-21
12/10 Buffalo (70,037).....	W 22-19
12/18 * Philadelphia (59,218)-MN.....	W 30-20
12/24 * Indianapolis (49,009).....	W 41- 6
	386-301

1990 (8-8) Coach: Jim Mora
2nd place, NFC West

	Result
9/10 * San Francisco (68,629)-MN.....	L 12-13
9/16 Minnesota (56,272).....	L 3-32
9/23 * Phoenix (61,110).....	W 28- 7
10/7 Atlanta (57,401).....	L 27-28
10/14 * Cleveland (68,608).....	W 25-20
10/21 Houston (57,908).....	L 10-23
10/28 Detroit (64,368).....	L 10-27
11/4 Cincinnati (60,067).....	W 21- 7
11/11 * Tampa Bay (67,865).....	W 35- 7
11/18 Washington (52,573).....	L 17-31
11/25 * Atlanta (68,629).....	W 10- 7
12/2 Dallas (60,087).....	L 13-17
12/9 L.A. Rams (56,864).....	W 24-20
12/16 Pittsburgh (68,582).....	L 6- 9
12/23 San Francisco (60,112).....	W 13-10
12/31 * L.A. Rams (68,647)-MN.....	W 20-17
	274-275

NFC First-Round Playoffs

1/6 Chicago (60,767).....	L 6-16
---------------------------	--------

1991 (11-5) Coach: Jim Mora
1st place, NFC West

		Result
9/1	* Seattle (68,492)	W 27-24
9/8	Kansas City (74,816)	W 17-10
9/15	* L.A. Rams (68,583) - SN	W 24-7
9/22	* Minnesota (68,591)	W 26-0
9/29	Atlanta (56,556)	W 27-6
10/13	Philadelphia (64,224)	W 13-6
10/20	* Tampa Bay (68,591)	W 23-7
10/27	* Chicago (68,591)	L 17-20
11/3	L.A. Rams (58,713)	W 24-17
11/10	* San Francisco (68,591)	W 10-3
11/17	San Diego (48,420)	L 21-24
11/24	* Atlanta (68,591) - SN(OT)	L 20-23
12/1	San Francisco (62,092)	L 24-38
12/8	Dallas (64,530)	L 14-23
12/16	* L.A. Raiders (68,625) - MN	W 27-0
12/22	Phoenix (30,928)	W 27-3
		341-211

NFC First-Round Playoffs

12/28 *Atlanta (68,794).....L 20-27

1992 (12-4) Coach: Jim Mora
2nd place, NFC West

		Result
9/6	Philadelphia (63,513)	L 13-15
9/13	* Chicago (68,591)	W 28-6
9/20	Atlanta (67,328)	W 10-7
9/27	* San Francisco (68,591) - SN	L 10-16
10/4	Detroit (66,971)	W 13-7
10/11	* L.A. Rams (68,591) - SN	W 13-10
10/18	Phoenix (27,735)	W 30-21
11/1	* Tampa Bay (68,591)	W 23-21
11/8	New England (45,413)	W 31-14
11/15	San Francisco (64,895)	L 20-21
11/23	* Washington (68,591) - MN	W 20-3
11/29	* Miami (68,591)	W 24-13
12/3	* Atlanta (68,591) - TN	W 22-14
12/13	L.A. Rams (47,355)	W 37-14
12/20	* Buffalo (68,591)	L 16-20
12/26	N.Y. Jets (45,614) - SAT	W 20-0
		330-202

NFC First-Round Playoffs

1/3 *Philadelphia (68,893).....L 20-36

1993 (8-8) Coach: Jim Mora
2nd place, NFC West

		Result
9/5	* Houston (69,029) - SN	W 33-21
9/12	Atlanta (64,287)	W 34-31
9/19	* Detroit (69,039)	W 14-3
9/26	* San Francisco (69,041)	W 16-13
10/3	L.A. Rams (50,709)	W 37-6
10/17	Pittsburgh (56,056)	L 14-37
10/24	* Atlanta (69,043)	L 15-26
10/31	Phoenix (36,778)	W 20-17
11/14	* Green Bay (69,043)	L 17-19
11/22	* San Francisco (68,496) - MN	L 7-42
11/28	Minnesota (53,030)	W 17-14
12/5	Cleveland (60,388)	L 13-17
12/12	* L.A. Rams (69,033)	L 20-23
12/20	* N.Y. Giants (69,036) - MN	L 14-24
12/26	Philadelphia (50,085)	L 26-37
1/2	* Cincinnati (58,036)	W 20-13
		317-343

1994 (7-9) Coach: Jim Mora
2nd place, NFC West

		Result
9/4	* Kansas City (69,362)	L 17-30
9/11	* Washington (58,049)	L 24-38
9/18	Tampa Bay (45,522)	W 9-7
9/25	San Francisco (63,971)	L 13-24
10/2	* N.Y. Giants (55,076)	W 27-22
10/9	Chicago (63,822)	L 7-17
10/16	* San Diego (50,565)	L 22-36
10/23	* L.A. Rams (47,908)	W 37-34
11/6	Minnesota (57,564)	L 20-21
11/13	* Atlanta (60,313)	W 33-32
11/20	L.A. Raiders (41,722)	L 19-24
11/28	* San Francisco (61,304) - MN	L 14-35
12/4	L.A. Rams (34,960)	W 31-15
12/11	Atlanta (61,307) - SN	W 29-20
12/19	* Dallas (67,323) - MN	L 16-24
12/24	Denver (64,445) - SAT	W 30-28
		348-407

1995 (7-9) Coach: Jim Mora
5th place, NFC West

		Result
9/3	* San Francisco (66,627)	L 22-24
9/10	St. Louis (59,335)	L 13-17
9/17	* Atlanta (57,442) (OT)	L 24-27
9/24	N.Y. Giants (72,619)	L 29-45
10/1	* Philadelphia (43,938)	L 10-15
10/15	* Miami (55,628)	W 33-30
10/22	Carolina (55,484)	L 3-20
10/29	San Francisco (65,272)	W 11-7
11/5	* St. Louis (43,120)	W 19-10
11/12	* Indianapolis (44,122)	W 17-14
11/19	Minnesota (58,108)	L 24-43
11/26	* Carolina (39,580) - SN	W 34-26
12/3	New England (59,876)	W 31-17
12/10	Atlanta (54,603)	L 14-19
12/16	* Green Bay (50,132) - SAT	L 23-34
12/24	N.Y. Jets (28,885)	W 12-0
		319-348

1996 (3-13) Coach: Jim Mora (8 games)
Rick Venturi (8 games)
5th place, NFC West

		Result
9/1	San Francisco (63,970)	L 11-27
9/8	* Carolina (43,288)	L 20-22
9/15	Cincinnati (45,412)	L 15-30
9/22	* Arizona (34,316)	L 14-28
9/29	Baltimore (61,063)	L 10-17
10/6	* Jacksonville (34,231)	W 17-13
10/13	* Chicago (43,512)	W 27-24
10/20	Carolina (70,888)	L 7-19
11/3	* San Francisco (53,297)	L 17-24
11/10	* Houston (34,121)	L 14-31
11/17	Atlanta (43,119)	L 15-17
11/24	Tampa Bay (40,203)	L 7-13
12/1	* St. Louis (26,310)	L 10-26
12/8	* Atlanta (32,923)	L 15-31
12/15	N.Y. Giants (52,530)	W 17-3
12/21	St. Louis (57,681)	L 13-14
		229-339

**THE LAST TIME**

INTERCEPTED PASS RETURNED FOR TD — Sep. 3, 1995 by Sean Lumpkin, 47 yards, vs. San Francisco.
Opponent — Sep. 10, 1995 by Todd Lyght, 29 yards, at St. Louis.

FUMBLE RECOVERY RETURNED FOR TD — Sept. 22, 1996, by Brian Jones, 11 yards vs. Arizona.
Opponent — Nov. 13, 1994, by Eric Jack, 27 yards, Atlanta.

FUMBLE RECOVERED IN END ZONE FOR TD — Dec. 18, 1983, by Steve Korte vs. Los Angeles Rams.
Opponent — Oct. 21, 1984, by Jim Jeffcoat at Dallas.

BLOCKED PUNT RETURNED FOR TD — Nov. 17, 1991, by Frank Warren, 37 yards at San Diego.
Opponent — Nov. 30, 1986, by Mose Tatupu, New England, 17 yards.

BLOCKED FG ATTEMPT RETURNED FOR TD — Oct. 16, 1988, by Dave Waymer, 58 yards at Seattle.
Opponent — Sept. 25, 1983, by Ron Fellows at Dallas, 62 yards.

PUNT RETURN FOR TD — Dec. 26, 1993, by Tyrone Hughes, 83 yards at Philadelphia.
Opponent — Sept. 8, 1996, by Winslow Oliver, 84 yards, Carolina.

KICKOFF RETURN FOR TD — Oct. 23, 1994, by Tyrone Hughes, 98 yards vs. Rams. Oct. 23, 1994 by Hughes, 92 yards vs. Rams.
Opponent — Dec. 1, 1991, by Dexter Carter, at San Francisco, 98 yards;

SAFETY — Oct. 24, 1993, Tommie Stowers ran Harold Alexander out of end zone, vs. Atlanta.
Opponent — Dec. 26, 1993, William Thomas tackled Mike Buck in end zone, at Philadelphia.

100-YARD RUSHER — Dec. 15, 1996, by Mario Bates, 129 yards (32 atts.), at N.Y. Giants.
Opponent — Sept. 29, 1996, by Earnest Byner, 149 yards (24 atts.), at Baltimore.

200-YARD RUSHER — Dec. 7, 1986, by Rueben Mayes, 203 yards (28 atts.), vs. Miami.
Opponent — Sept. 22, 1996, by LeShon Johnson, 214 yards (21 atts.), at Arizona.

300-YARD PASSER — Dec. 16, 1995, by Jim Everett, 364 yards, vs. Green Bay.
Opponent — Dec. 16, 1995, by Brett Favre, 308 yards, Green Bay.

400-YARD PASSER — None.
Opponent — Nov. 6, 1994, by Warren Moon, 420 yards, at Minnesota.

100-YARD RECEIVER — Nov. 3, 1996, by Michael Haynes, 121 yards (5 rec.), vs. San Francisco.
Opponent — Dec. 1, 1996, by Isaac Bruce, 112 yards (4 rec.), Rams.

200-YARD RECEIVER — Dec. 24, 1994, by Torrance Small, 200 yards (6 rec.), at Denver.
Opponent — Dec. 3, 1989, by Richard Johnson, 248 yards (8 rec.), at Detroit.

SAINTS PRESEASON RESULTS

1967 (5-1)	Saints	Opp.
Los Angeles (26,364) at Anaheim	7	16
St. Louis (25,500) at Shreveport	23	14
Pittsburgh (35,000) at Baton Rouge	20	17
San Francisco (23,348) at Portland, Ore.	24	10
Miami (11,214) at Charleston, S.C.	20	17
Atlanta (67,486) at New Orleans	27	14

1968 (2-4)	Saints	Opp.
Los Angeles (29,505) at Anaheim	7	21
Boston (57,152) at New Orleans	19	0
Houston (42,734) at Houston	23	24
Cleveland (70,045) at New Orleans	40	27
Atlanta (49,832) at Atlanta	10	16
Minnesota (23,000) at Shreveport	17	20

1969 (2-4)	Saints	Opp.
San Diego (31,683) at San Diego	7	10
Denver (28,356) at Denver	28	22
Pittsburgh (40,000) at Baton Rouge	24	34
Atlanta (69,898) at New Orleans	21	17
Houston (79,937) at New Orleans	14	30
Detroit (30,312) at Detroit	7	42

1970 (4-2)	Saints	Opp.
Minnesota (17,932) at Canton, Ohio	14	13
Houston (46,223) at Houston	19	10
Detroit (76,778) at New Orleans	17	31
Boston (32,000) at Jackson	26	20
N.Y. Jets (78,581) at New Orleans	14	27
San Diego (63,904) at New Orleans	20	14

1971 (0-6)	Saints	Opp.
Buffalo (35,758) at Buffalo	10	14
Dallas (73,560) at Dallas	21	36
Kansas City (70,459) at New Orleans	7	27
San Diego (35,405) at San Diego	7	22
Philadelphia (60,487) at New Orleans	0	34
Houston (60,971) at New Orleans	17	24

1972 (1-4-1)	Saints	Opp.
Philadelphia (53,372) at Philadelphia	13	10
Buffalo (66,762) at New Orleans	21	24
Dallas (81,070) at New Orleans	7	30
San Diego (64,506) at New Orleans	14	16
Pittsburgh (43,302) at Memphis	7	56
Houston (44,571) at Houston	14	14

1973 (1-5)	Saints	Opp.
Kansas City (67,216) at Kansas City	6	12
Miami (80,050) at Miami	13	14
Dallas (61,022) at Dallas	14	24
New England (64,131) at New Orleans	6	31
N.Y. Jets (67,434) at New Orleans	17	28
Houston (62,339) at New Orleans	16	10

1974 (3-3)	Saints	Opp.
Pittsburgh (45,339) at New Orleans	7	26
Miami (41,524) at Miami	20	45
New England (20,456) at Foxboro	3	7
Dallas (56,563) at New Orleans	16	7
N.Y. Jets (59,829) at New Orleans	24	7
Houston (35,103) at Houston	24	16

1975 (2-4)	Saints	Opp.
Houston (72,434) at New Orleans	7	13
Denver (40,089) at New Orleans	24	21
Miami (61,253) at New Orleans	10	20
Baltimore (60,643) at New Orleans	27	3
Pittsburgh (47,341) at Pittsburgh	13	24
Cincinnati (48,453) at Cincinnati	0	20

1976 (4-2)	Saints	Opp.
Pittsburgh (56,039) at New Orleans	14	24
Houston (38,675) at Houston	13	10
Buffalo (36,110) at Buffalo	21	14
Baltimore (38,879) at Baltimore	26 (OT)	20
Cincinnati (60,044) at New Orleans	13	10
Miami (63,383) at New Orleans	7	20

1977 (5-1)	Saints	Opp.
Chicago (55,163) at Chicago	20	14
N.Y. Giants (49,900) at New Orleans	23	7
Buffalo (66,282) at New Orleans	20	17
N.Y. Jets (49,455) at New Orleans	14	20
Miami (39,970) at Miami	17	10
Houston (49,964) at New Orleans	20	16

1978 (2-2)	Saints	Opp.
Philadelphia (30,000) at Mexico City	14	7
Miami (54,105) at New Orleans	17	31
Tampa Bay (49,042) at New Orleans	3	14
Houston (49,554) at Houston	17	3

1979 (1-3)	Saints	Opp.
Miami (44,704) at Miami	7	14
Chicago (45,085) at New Orleans	6	13
Tampa Bay (49,042) at Tampa	7	14
Houston (54,469) at New Orleans	10	7

1980 (1-3)	Saints	Opp.
St. Louis (57,923) at New Orleans	17	13
Houston (43,376) at Houston	17	20
Detroit (49,631) at Detroit	17	40
Miami (50,635) at New Orleans	0	20

1981 (3-1)	Saints	Opp.
Baltimore (46,792) at New Orleans	24	23
Houston (67,562) at New Orleans	27	7
Philadelphia (28,001) at Syracuse, N.Y.	6	37
Detroit (52,090) at New Orleans	20 (OT)	17

1982 (1-3)	Saints	Opp.
Houston (44,599) at Houston	20	22
Kansas City (46,585) at New Orleans	6	3
Cleveland (55,689) at New Orleans	17	20
Minnesota (59,810) at Minnesota	21	24

1983 (3-2)	Saints	Opp.
Pittsburgh (23,909) at Canton, Ohio	14	27
Tampa Bay (53,111) at Tampa	17	20
Miami (38,735) at Miami	19	17
Houston (60,430) at New Orleans	20	13
N.Y. Jets (58,176) at New Orleans	17	10

1984 (3-1)	Saints	Opp.
Kansas City (34,230) at Kansas City	34	20
Atlanta (58,502) at New Orleans	31	21
Houston (45,522) at Houston	31	19
Washington (52,040) at New Orleans	9	14

1985 (1-3)	Saints	Opp.
New England (27,014) at Foxboro	32	20
Houston (53,491) at New Orleans	20	23
Tampa Bay (49,337) at New Orleans	10	14
San Diego (40,462) at San Diego	20	21

1986 (2-2)	Saints	Opp.
Denver (47,408) at Denver	10	7
New England (54,364) at New Orleans	34	38
Houston (38,617) at Houston	13	24
Kansas City (47,945) at New Orleans	13	10

1987 (3-1)	Saints	Opp.
Minnesota (52,884) at New Orleans	23	17
Houston (51,562) at New Orleans	13	16
Pittsburgh (46,770) at New Orleans	31	28
Cincinnati (46,289) at Cincinnati	26	14

1988 (2-2)	Saints	Opp.
Minnesota (47,624) at Minnesota	23	20
Phoenix (51,987) at Phoenix	33	28
Indianapolis (54,117) at Indianapolis	6	18
Pittsburgh (56,174) at New Orleans	28	31

1989 (1-3)	Saints	Opp.
Indianapolis (57,771) at New Orleans	7	31
Buffalo (48,512) at Buffalo	7	10
Cincinnati (51,150) at New Orleans	27	10
Washington (56,181) at New Orleans	21	26

1990 (4-1)	Saints	Opp.
L.A. Raiders (63,106) at London	17	10
Minnesota (48,154) at Minnesota	13	10
Green Bay (47,848) at Madison, Wis.	13	27
Buffalo (51,959) at New Orleans	28	23
Indianapolis (54,796) at New Orleans	17	14

1991 (2-2)	Saints	Opp.
Minnesota (58,953) at New Orleans	18	3
Green Bay (55,730) at New Orleans	31	20
Indianapolis (50,896) at Indianapolis	28	34
Miami (44,099) at Miami	24	28

1992 (3-1)	Saints	Opp.
Chicago (53,846) at Chicago	34	31
Pittsburgh (61,671) at New Orleans	26	0
Houston (61,194) at New Orleans	3	33
Miami (60,021) at Baltimore, Md.	17	3

1993 (4-1)	Saints	Opp.
Philadelphia (49,363) at Tokyo, Japan	28	16
Houston (40,308) at San Antonio, Texas	37	28
Green Bay (59,523) at Madison, Wis.	26	17
Chicago (61,149) at New Orleans	20	14
Detroit (60,700) at New Orleans	16	17

1994 (1-3)	Saints	Opp.
New England (37,800) at Foxboro	6	24
Minnesota (46,067) at Minnesota	17	21
Green Bay (54,714) at New Orleans	10	13
Dallas (57,281) at New Orleans	28	10

1995 (1-3)	Saints	Opp.
Green Bay (49,071) at Madison, Wis.	17	27
N.Y. Giants (54,416) at New York	13	14
Seattle (38,228) at New Orleans	19	24
Detroit (38,073) at New Orleans	24	10

1996 (3-2)	Saints	Opp.
Indianapolis (23, 376) at Canton, Ohio.	3	10
Detroit (35, 782) at Detroit	23	22
Kansas City (65, 710) at Kansas City	6	42
Chicago (35, 246) at New Orleans	31	21
Minnesota (35, 728) at New Orleans	16	13



SAINTS STANDINGS

1967 (Capitol Division, 4th place)

	W	L	T	Pct.
Dallas	9	5	0	.643
Philadelphia	6	7	1	.462
Washington	5	6	3	.455
New Orleans	3	11	0	.214

1968 (Century Division, 3rd place)

	W	L	T	Pct.
Cleveland	10	4	0	.714
St. Louis	9	4	1	.692
New Orleans	4	9	1	.308
Pittsburgh	2	11	1	.154

1969 (Capitol Division, 3rd place)

	W	L	T	Pct.
Dallas	11	2	1	.846
Washington	7	5	2	.583
New Orleans	5	9	0	.357
Philadelphia	4	9	1	.308

1970 (Western Division, 4th place)

	W	L	T	Pct.
San Francisco	10	3	1	.769
Los Angeles	8	5	1	.615
Atlanta	4	8	2	.333
New Orleans	2	11	1	.154

1971 (Western Division, 4th place)

	W	L	T	Pct.
San Francisco	9	5	0	.643
Los Angeles	8	5	1	.615
Atlanta	7	6	1	.538
New Orleans	4	8	2	.333

1972 (Western Division, 4th place)

	W	L	T	Pct.
San Francisco	9	5	0	.615
Atlanta	7	7	0	.500
Los Angeles	6	7	1	.464
New Orleans	2	11	1	.154

1973 (Western Division, 3rd place)

	W	L	T	Pct.
Los Angeles	12	2	0	.857
Atlanta	9	5	0	.643
New Orleans	5	9	0	.357
San Francisco	5	9	0	.357

1974 (Western Division, 3rd place)

	W	L	T	Pct.
Los Angeles	10	4	0	.714
San Francisco	6	8	0	.429
New Orleans	5	9	0	.357
Atlanta	3	11	0	.214

1975 (Western Division, 4th place)

	W	L	T	Pct.
Los Angeles	12	2	0	.857
San Francisco	5	9	0	.357
Atlanta	4	10	0	.286
New Orleans	2	12	0	.143

1976 (Western Division, 3rd place)

	W	L	T	Pct.
Los Angeles	10	3	1	.750
San Francisco	8	6	0	.571
New Orleans	4	10	0	.286
Atlanta	4	10	0	.286
Seattle	2	12	0	.143

1977 (Western Division, 4th place)

	W	L	T	Pct.
Los Angeles	10	4	0	.714
Atlanta	7	7	0	.500
San Francisco	5	9	0	.357
New Orleans	3	11	0	.214

1978 (Western Division, 3rd place)

	W	L	T	Pct.
Los Angeles	12	4	0	.750
Atlanta	9	7	0	.563
New Orleans	7	9	0	.438
San Francisco	2	14	0	.125

1979 (Western Division, 2nd place)

	W	L	T	Pct.
Los Angeles	9	7	0	.563
New Orleans	8	8	0	.500
Atlanta	6	10	0	.375
San Francisco	2	14	0	.125

1980 (Western Division, 4th place)

	W	L	T	Pct.
Atlanta	12	4	0	.750
Los Angeles	11	5	0	.687
San Francisco	6	10	0	.375
New Orleans	1	15	0	.062

1981 (Western Division, 4th place)

	W	L	T	Pct.
San Francisco	13	3	0	.813
Atlanta	7	9	0	.438
Los Angeles	6	10	0	.375
New Orleans	4	12	0	.250

1982 (Western Division, 2nd place)

	W	L	T	Pct.
Atlanta	5	4	0	.556
New Orleans	4	5	0	.444
San Francisco	3	6	0	.333
Los Angeles	2	7	0	.222

1983 (Western Division, 3rd place)

	W	L	T	Pct.
San Francisco	10	6	0	.625
Los Angeles	9	7	0	.563
New Orleans	8	8	0	.500
Atlanta	7	9	0	.438

1984 (Western Division, 3rd place)

	W	L	T	Pct.
San Francisco	15	1	0	.938
Los Angeles	10	6	0	.625
New Orleans	7	9	0	.438
Atlanta	4	12	0	.250

1985 (Western Division, 3rd place)

	W	L	T	Pct.
Los Angeles	11	5	0	.7
San Francisco	10	6	0	.625
New Orleans	5	11	0	.313
Atlanta	4	12	0	.250

1986 (Western Division, 4th place)

	W	L	T	Pct.
San Francisco	10	5	1	.656
Los Angeles	10	6	0	.625
Atlanta	7	8	1	.469
New Orleans	7	9	0	.438

1987 (Western Division, 2nd place)

	W	L	T	Pct.
San Francisco	13	2	0	.867
New Orleans	12	3	0	.800
Los Angeles	6	9	0	.400
Atlanta	3	12	0	.200

1988 (Western Division, 3rd place)

	W	L	T	Pct.
San Francisco	10	6	0	.625
Los Angeles	10	6	0	.625
New Orleans	10	6	0	.625
Atlanta	5	11	0	.313

1989 (Western Division, 3rd place)

	W	L	T	Pct.
San Francisco	14	2	0	.875
Los Angeles	11	5	0	.688
New Orleans	9	7	0	.563
Atlanta	3	13	0	.188

1990 (Western Division, 2nd place)

	W	L	T	Pct.
San Francisco	14	2	0	.875
New Orleans	8	8	0	.500
Los Angeles	5	11	0	.313
Atlanta	5	11	0	.313



1991 (Western Division, 1st place)				
	W	L	T	Pct.
New Orleans	11	5	0	.688
Atlanta	10	6	0	.625
San Francisco	10	6	0	.625
Los Angeles	3	13	0	.188

1992 (Western Division, 2nd place)				
	W	L	T	Pct.
San Francisco	14	2	0	.875
New Orleans	12	4	0	.750
Atlanta	6	10	0	.375
Los Angeles	6	10	0	.375

1993 (Western Division, 2nd place)				
	W	L	T	Pct.
San Francisco	10	6	0	.625
New Orleans	8	8	0	.500
Atlanta	6	10	0	.375
Los Angeles	5	11	0	.313

1994 (Western Division, 2nd place)				
	W	L	T	Pct.
San Francisco	13	3	0	.813
New Orleans	7	9	0	.438
Atlanta	7	9	0	.438
Los Angeles	4	12	0	.250

1995 (Western Division, 5th place)				
	W	L	T	Pct.
San Francisco	11	5	0	.688
Atlanta	9	7	0	.563
St. Louis	7	9	0	.438
Carolina	7	9	0	.438
New Orleans	7	9	0	.438

1996 (Western Division, 5th place)				
	W	L	T	Pct.
Carolina	12	4	0	.750
San Francisco	12	4	0	.750
St. Louis	6	10	0	.375
Atlanta	3	13	0	.188
New Orleans	3	13	0	.188

AVERAGE SACKS ALLOWED PER SEASON (1986-95)

	No.	Average
1. Miami	196	19.6
2. Washington	251	25.1
3. NEW ORLEANS	262	26.2
4. St. Louis	307	30.7
5. San Diego	322	32.2

AVERAGE SACKS ALLOWED PER SEASON (1990-95)

	No.	Average
1. NEW ORLEANS	146	24.3
2. Miami	149	24.8
3. Washington	151	25.2
4. Kansas City	166	27.7
5. Dallas	171	28.5

SAINTS DRAFT CHOICES

1967

- 1a. traded to Baltimore
- 1b. Leslie Kelley, fbAlabama
- 2a. James (Bo) Burris, sHouston
- 2b. John Gilliam, rbSouth Carolina State
- 2c. David Rowe, dePenn State
- 3a. traded to Baltimore
- 3b. Del Williams, gFlorida State
- 3c. Ben Hart, wrOklahoma
- 4a. Ron Widby, pTennessee
- 4b. Bill Carr, cFlorida
- 4c. Tom Stangle, tDayton
- 5a. Don McCall, rbUSC
- 5b. John Douglas, cbTexas Southern
- 6a. George Harvey, gKansas
- 6b. Charles (Bo) Wood, lbNorth Carolina
- 7a. Gary Hertzog, gWilliamette
- 7b. Bob McKelvey, lbNorthwestern
- 8a. Sam Harris, teColorado
- 8b. Barry Siler, lbAlbion
- 9a. Tim Lavens, teIdaho
- 9b. Eugene Ross, cbOklahoma
- 10a. Charles Brown, rbMissouri
- 10b. Roosevelt Robertson, teNorth Carolina College
- 11a. Jim Benson, gFlorida
- 11b. Bernard Corbin, cbAlabama A&M
- 12a. Ronnie Pack, gTexas Tech
- 12b. John Robinson, wrTennessee A&I
- 13a. Bill Stetz, lbBoston College
- 13b. Gary Grossnickle, sMissouri
- 14a. Jim Hester, teNorth Carolina
- 14b. George Stetter, cbVirginia
- 15a. John Snow, dtWake Forest
- 15b. Darrell Johnson, rbLamar
- 16a. Marcus Rhoden, wrMississippi State
- 16b. Bruce Cortez, cbParsons College
- 17a. Dan Abramowicz, wrXavier (Ohio)
- 17b. Billy Bob Stewart, lbSMU
(choice acquired from Baltimore)
- 17c. Jim Walker, sProvidence

1968

- 1a. traded to Green Bay
- 1b. Kevin Hardy, deNotre Dame
(choice acquired from Minnesota)
2. choice to Los Angeles for joining scouting combine
3. Dave Szmakowski, wrWest Texas State
- 4a. Willie Crittendon, dtTulsa
- 4b. Dan Sartin, gMississippi
5. Ronnie Lee South, qbArkansas
6. traded to San Francisco
- 7a. Ray Phillips, gMichigan
(choice acquired from Detroit)
- 7b. Eugene Howard, cbLangston
8. Dick Swatland, gNotre Dame
9. Joe Blake, gTulsa
10. Doug Robinson, sIowa State

1969

11. Bennie Blocker, rbSouth Carolina State
12. John Beck, cbSan Diego State
13. Kayo Trepanier, tMontana State
14. Herbert Covington, rbMemphis State
15. Wilmer Cooks, tColorado
16. Elie Ghattas, gBall State
17. Jim Ferguson, lbUSC
- 1a. traded to San Francisco
- 1b. John Shinnors, gXavier (Ohio)
(choice acquired from Minnesota)
- 2a. traded to Baltimore
- 2b. Richard Neal, deSouthern
(choice acquired from St. Louis)
3. traded to Detroit
- 4a. Dennis Hale, sMinnesota
- 4b. Bob Hudspeth, tSouthern Illinois
(choice acquired from Dallas)
- 5a. Tony Kyasky, sSyracuse
- 5b. Keith Christensen, tKansas
(choice acquired from New York Giants)
6. Bob Miller, teUSC
7. traded to Baltimore
8. Jim Lawrence, wrUSC
9. Joe Owens, lbAlcorn State
10. McKinley Reynolds, rbHawaii
11. Tommy Morel, wrLSU
12. Tom Broadhead, rbSanta Barbara State
13. Joe Robillard, cbLinfield (Oregon)
14. Gary Loyd, pCalifornia Lutheran
15. Bill Waller, wrXavier (Ohio)
16. Edd Hargett, qbTexas A&M
17. Chico Kurzawski, sNorthwestern

1970

1. Ken Burrough, wrTexas Southern
2. traded to Cleveland
3. Clovis Swinney, deArkansas State
4. Delles Howell, cbGrambling
- 5a. Glenn Cannon, sMississippi
(choice acquired from Chicago)
- 5b. traded to Washington
- 5c. Steve Ramsey, qbNorth Texas State
(choice acquired from Los Angeles)
6. Mel Easley, cbOregon State
7. Lon Woodard, deSan Diego State
8. Lawrence Estes, deAlcorn State
9. Jim Otis, rbOhio State
10. Jim Brumfield, rbIndiana State
11. Gary Klar, lbArizona
12. Willie Davenport, cbSouthern
13. selection declared ineligible
14. Doug Sutherland, deWisconsin-Superior
15. Jim Vest, deWashington State
16. Cliff Gasper, dtGrambling
17. Doug Wyatt, sTulsa

1971

1. Archie Manning, qbMississippi
- 2a. traded to Chicago
- 2b. Sam Holden, tGrambling
(choice acquired from Houston)
3. Bivian Lee, cbPrairie View
- 4a. traded to Dallas
- 4b. Carlos Bell, teHouston
- 4c. Wimpy Winther, cMississippi
(choice acquired from Washington)
- 4d. D'artagnan Martin, cbKentucky State
- 4e. Don Morrison, tTexas-Arlington
5. traded to Pittsburgh
6. Don Morehead, rbMichigan
- 7a. Larry DiNardo, gNotre Dame
- 7b. Bob Newland, wrOregon
(choice acquired from Kansas City)
- 8a. traded to Pittsburgh
- 8b. James Elder, cbSouthern
(choice acquired from Washington)
- 8c. Bob Gresham, rbWest Virginia
(choice acquired from Oakland)
9. Tom Williams, sWilliamette
10. Rocky Pamplin, rbHawaii
11. Bob Pollard, deWeber State
12. Ron Gathright, cbMorehead State
13. Don Burchfield, teBall State
14. Bobby Scott, qbTennessee
15. Bart Graves, deTulane
16. Craig Robinson, tHouston
17. Hermann Eban, wrOklahoma State

1972

1. Royce Smith, gGeorgia
- 2a. traded to Oakland
- 2b. Willie Hall, lbUSC
- 3a. Bob Kuziel, cPittsburgh
- 3b. Tom Myers, sSyracuse
- 4a. Mike Crangle, deTennessee-Martin
- 4b. Joe Federspiel, lbKentucky
(choice acquired from Kansas City)
- 4c. Mike Coleman, deKnoxville College
- 5a. Bill Butler, rbKansas State
(choice acquired from Green Bay)
- 5b. Carl Johnson, tNebraska
- 5c. Bo Davies, sSouth Carolina
(choice acquired from Baltimore)
- 6a. Wayne Dorton, gArkansas State
- 6b. Curt Watson, rbTennessee
(choice acquired from Oakland)
7. Ernie Jackson, cbDuke
8. Ron Vinson, wrAbilene Christian
9. Kent Branstetter, dtHouston
10. Andy Kupp, gIdaho
11. Paul Dongieux, lbMississippi
12. Steve Lockhart, teArkansas State
13. Cephus Weatherspoon, wrFt. Lewis
14. Steve Barrios, wrTulane
15. Rusty Lachaussee, qbTulane
16. Joe Balthrop, gTennessee
17. Dick Graham, wrOklahoma State

1973

1. traded to Baltimore
- 2a. Derland Moore, deOklahoma
- 2b. Steve Baumgartner, dePurdue
(choice acquired from New York Jets)
- 3a. traded to Washington
- 3b. Pete Van Valkenburg, rbBrigham Young
(choice acquired from New York Jets)
- 4a. traded to Detroit
- 4b. Jim Merlo, lbStanford
(choice acquired from Baltimore)
5. traded to Denver
- 6a. traded to Washington
- 6b. Marty Shufford, rbArizona
7. Billy Cahill, sWashington
- 8a. Bob Peterson, gUtah
- 8b. Doug Winslow, wrDrake
(choice acquired from Washington)
9. Mike Fink, cbMissouri
10. Jeff Horsley, rbNorth Carolina Central
11. James Owens, rbAuburn
12. Paul Orndorff, teTampa
13. Richard Watkins, dtWeber State
14. Paul Fersen, tGeorgia
15. Mike Evenson, cNorth Dakota State
16. Howard Stevens, rbLouisville
17. Bobby Garner, teWinston-Salem

1974

1. Rick Middleton, lbOhio State
(swapped #1 choices from Detroit)
2. Paul Seal, teMichigan
3. traded to Cincinnati
- 4a. traded to Minnesota
- 4b. Rod McNeil, rbUSC
- 5a. traded to Cincinnati
- 5b. Joel Parker, wrFlorida
(choice acquired from San Francisco)
- 5c. Terry Schmidt, cbBall State
(choice acquired from Atlanta)
6. traded to Detroit
7. traded to Minnesota
8. Alvin Maxson, rbSMU
9. Phil LaPorta, tPenn State
- 10a. Frosty Anderson, wrNebraska
(choice acquired from Houston)
- 10b. Tommy Thibodeaux, gTulane
11. Kent Merritt, wrVirginia
12. James Buckmon, dePittsburgh
13. Mike Truax, lbTulane
14. Kent Marshall, sTCU
15. Larry Cipa, qbMichigan
16. Don Coleman, lbMichigan
17. Marvin Williams, wrWestern Illinois

1975

- 1a. Larry Burton, wrPurdue
- 1b. Kurt Schumacher, gOhio State
(choice acquired from Jets for Billy Newsome)
2. Lee Gross, cAuburn

1978

1. Wes Chandler, wrFlorida
2. James Taylor, tMissouri
3. Barry Bennett, dtConcordia (Minn.)
4. Don Schwartz, sWashington State
5. Eric Felton, cbTexas Tech
- 6a. Mike Rieker, qbLehigh
- 6b. Francis Chesley, lbWyoming
7. traded to New York Jets for de Richard Neal
8. Brooks Williams, teNorth Carolina
9. Richard Carter, cbNorth Carolina State
10. traded to New York Giants for lb Pat Hughes
- 11a. Nathan Besaint, dtSouthern
- 11b. David Riley, rbWest Virginia
(choice acquired from Seattle)
12. Larry Hardy, teJackson State

1979

1. Russell Exleben, k-pTexas
2. Reggie Mathis, lbOklahoma
traded to Miami as compensation for signing
DE Don Reese
3. Chuck Muncie, lbKentucky
4. Harlan Huckleby, rbMichigan
5. Ricky Ray, cbNorfolk State
6. Stan Sytsma, lbMinnesota
7. Doug Panfil, gTulsa
8. traded to Kansas City for dt Keith Simons
9. traded to Oakland for LB Floyd Rice
10. David Hall, wrMissouri-Rolla
11. Kelsey Finch, rbTennessee

1980

1. Stan Brock, tColorado
2. David Waymer, cbNotre Dame
traded to Minnesota for T Steve Riley
3. Mike Jolly, cbMichigan
4. traded to Minnesota for T Steve Riley
5. Lester Boyd, lbKentucky
6. Mike Morucci, rbBloomsburg State
7. Chuck Evans, lbStanford
8. Frank Mordica, rbVanderbilt
9. Tanya Webb, deMichigan State
10. George Woodard, rbTexas A&M
11. Kiser Lewis, lbFlorida A&M

1981

1. George Rogers, rbSouth Carolina
1. Dave Wilson, qbIllinois
(Supplemental '81 draft choice)
- 2a. Russell Gary, sNebraska
- 2b. Rickey Jackson, lbPittsburgh
(choice acquired from San Diego)
- 3a. Frank Warren, deAuburn
- 3b. Hoby Brenner, teUSC
(choice acquired from Minnesota)
4. traded to Miami for qb Guy Benjamin
- 5a. Louis Oubre, gOklahoma
- 5b. Jerry Boyarsky, ntPittsburgh
(choice acquired from Minnesota)
- 6a. Nat Hudson, gGeorgia

- 3a. Andrew Jones, rbWashington State
(choice acquired from Minnesota)
- 3b. Elois Grooms, deTennessee Tech
- 4a. traded to San Francisco
- 4b. John Starkebaum, sNebraska
(choice acquired from Philadelphia)
- 4c. Charles Hall, deTulane
(choice acquired from St. Louis)
5. traded to Chicago
6. Mike Lemon, lbKansas
7. Steve Rogers, rbLSU
8. traded to St. Louis
9. Mike Strachan, rbIowa State
10. Chuck Heater, rbMichigan
11. Danny Lee, pN.E. Louisiana
12. Ron Gustafson, wrNorth Dakota State
13. Jim Upchurch, rbArizona
14. Rhano Rhino, cbGeorgia Tech
15. Grant Burget, rbOklahoma
16. Mike McDonald, lbCatawba
17. Greg Westbrook, lbColorado

1976

1. Chuck Muncie, rbCalifornia
2. Tony Galbreath, rbMissouri
3. Bob Simmons, tTexas
4. Tinker Owens, wrOklahoma
5. Scott Parrish, tUtah State
6. Terry Stieve, gWisconsin
7. Ed Bauer, gNotre Dame
8. Craig Cassidy, sOhio State
9. Warren Peiffer, dtIowa
10. Junior Hardin, lbEastern Kentucky
11. Greg Kokal, qbKent State
12. Milton Butts, tNorth Carolina State
13. Kenny Downing, sMissouri
14. Rich Hucke, deWestern Montana
15. Steve Seminoff, dtWichita State
16. Gene Jones, tBowling Green
17. Scott McDonald, teWest Virginia

1977

1. Joe Campbell, deMaryland
2. Mike Fultz, dtNebraska
3. Robert Watts, lbBoston College
4. traded to Los Angeles for LB Ken Bordelon
- 5a. Dave Lafary, tPurdue
- 5b. Dave Hubbard, tBrigham Young
(choice acquired from Baltimore)
- 6a. Cliff Parsley, pOklahoma State
- 6b. Tom Schick, gMaryland
(choice acquired from Los Angeles)
7. Greg Boykin, rbNorthwestern
8. Jimmy Stewart, sTulsa
9. Dave Knowles, tIndiana
10. Rafael Septien, kS.W. Louisiana
11. John Blain, tSan Jose State
12. Oakley Dalton, dtJackson State

- 6b. Johnnie Poe, cbMissouri
(choice acquired from Oakland)
- 6c. Glen Redd, lbBrigham Young
7. Kevin Williams, wrUSC
- 8a. traded to New England for g Sam Adams
- 8b. Gene Gladys, lbPenn State
(choice acquired from Buffalo)
- 8c. Kevin Evans, sArkansas
(choice acquired from San Diego)
9. Toussaint Tyler, rbWashington
10. Hokie Gajan, rbLSU
11. Lester Mickens, wrKansas
12. Jim Wilks, dtSan Diego State

1982

1. Lindsay Scott, wrGeorgia
(choice acquired from San Diego)
2. Brad Edelman, cMissouri
- 3a. Rodney Lewis, cbNebraska
- 3b. Eugene Goodlow, wrKansas State
(choice acquired from Minnesota)
- 3c. Kenny Duckett, wrWake Forest
(choice acquired from Washington)
- 3d. John Krimm, sNotre Dame
(choice acquired from San Diego)
4. Morten Andersen, kMichigan State
5. Tony Elliott, ntNorth Texas State
6. Marvin Lewis, rbTulane
7. To Miami for qb Guy Benjamin
8. Chuck Slaughter, tSouth Carolina
- 8b. Traded to Washington
- 12

1983

1. traded to Green Bay for de Bruce Clark
2. Steve Korte, gArkansas
- 3a. John Tice, teMaryland
- 3b. Cliff Austin, rbClemson
(choice acquired from St. Louis)
4. traded to Buffalo
5. Gary Lewis, dtOklahoma State
6. to Cincinnati for te Don Bass
7. to Kansas City for lb Whitney Paul
8. David Greenwood, sWisconsin
- 9- traded to New England
- 12.

1984

1. traded to New York Jets for qb Richard Todd
2. James Geathers, dtWichita State
- 3a. Terry Hoage, sGeorgia
(choice acquired from Buffalo)
- 3b. Tyrone Anthony, rbNorth Carolina
- 4a. to Denver for g Kelvin Clark
- 4b. Joel Hilgenberg, cIowa
(choice acquired from New England)
5. Jitter Fields, cbTexas
6. Don Thorp, ntIllinois
7. traded to Raiders for past consideration
8. Clemon Terrell, rbSouthern Mississippi
9. Brian Hansen, pSioux Falls College

10. Paul David Gray, lbWestern Kentucky
11. Michel Bourgeois, deBoise State
12. Byron Nelson, tArizona

1984 USFL SUPPLEMENTAL DRAFT

1. Vaughan Johnson, lbNorth Carolina State
2. Mel Gray, rbPurdue
3. Steve Bearden, lbVanderbilt

1985

1. traded to Houston for rb Earl Campbell
1. Alvin Toles, lbTennessee
2. Daren Gilbert, tCal State-Fullerton
3. Jack Del Rio, lbUSC
4. Billy Allen, sFlorida State
5. To Washington in George Rogers trade
6. to Atlanta for te Junior Miller
7. Eric Martin, wrLSU
8. Joe Kohlbrand, lbMiami
9. Earl Johnson, cbSouth Carolina
10. To Washington in George Rogers trade
11. To Washington in George Rogers trade
12. Treg Songy, sTulane

1986

1. Jim Dombrowski, tVirginia
2. Dalton Hilliard, rbLSU
- 3a. Rueben Mayes, rbWashington State
(choice acquired from Tampa Bay)
- 3b. Pat Swilling, lbGeorgia Tech
- 3c. Barry Word, rbVirginia
(choice acquired from Indianapolis)
4. Kelvin Edwards, wrLiberty Baptist
5. Reggie Sutton, cbMiami
6. Robert Thompson, wrYoungstown State
7. Gill Fenerty, rbHoly Cross
8. Filipo Mokofisi, lbUtah
9. Merlon Jones, lbFlorida A&M
10. Jonathan Dumbauld, deKentucky
11. Patrick Swoopes, ntMississippi State
12. Sebastian Brown, wrBethune-Cookman

1987

1. Shawn Knight, deBrigham Young
2. Lonzell Hill, wrWashington
3. Michael Adams, cbArkansas State
4. Steve Trapilo, gBoston College
5. Milton Mack, cbAlcorn State
6. Thomas Henley, wrStanford
7. Gene Atkins, sFlorida A&M
8. Toi Cook, cbStanford
9. Scott Leach, lbOhio State
10. Robert Clark, wrNorth Carolina Central
11. Arthur Wells, teGrambling
12. Tyrone Sorrells, gGeorgia Tech

1988

1. Craig Heyward, fbPittsburgh
2. Brett Perriman, wrMiami
3. Tony Stephens, ntClemson
4. Lydell Carr, fbOklahoma

- 5a. Greg Scales, teWake Forest
(from Kansas City for LB Jack Del Rio)
- 5b. Keith Taylor, cbIllinois
6. Bob Sims, gFlorida
7. Brian Forde, lbWashington St.
8. Glenn Derby, tWisconsin
9. Clarence Nunn, cbSan Diego St.
- 10a. Todd Santos, qbSan Diego St.
(choice acquired from Denver)
- 10b. Vincent Fizer, lbSouthern
11. Gary Couch, wrMinnesota
12. Paul Jurgensen, lbGeorgia Tech

1989

1. Wayne Martin, deArkansas
2. Robert Massey, cbNorth Carolina Central
3. Kim Phillips, cbNorth Texas St.
4. Michael Mayes, cbLSU
5. Kevin Haverdink, tWestern Michigan
6. Floyd Turner, wrNorthwestern (La.) St.
7. David Griggs, lbVirginia
8. Fred Hadley, wrMississippi St.
9. Jerry Leggett, lbCal State-Fullerton
10. Joe Henderson, rbIowa St.
11. Calvin Nicholson, cbOregon St.
12. Michael Cadore, wrEastern Kentucky

1990

1. Renaldo Turnbull, deWest Virginia
2. Vince Buck, cbCentral State (Ohio)
3. Joel Smeenge, deWestern Michigan
4. DeMond Winston, lbVanderbilt
5. Charles Arbuckle, teUCLA
- 6a. Mike Buck, qbMaine
- 6b. James Williams, lbMississippi St.
(choice acquired from Minn. thru Dallas and Raiders)
7. Scott Hough, g/tMaine
- 8a. Gerry Gdowski, qbNebraska
(choice acquired from Raiders)
- 8b. Derrick Carr, deBowling Green
- 9a. Broderick Graves, rbWinston-Salem State
(choice acquired from Raiders)
- 9b. Lonnie Brockman, lbWest Virginia
- 10a. Gary Cooper, wrClemson
(choice acquired from Raiders)
- 10b. Ernest Spears, sUSC
- 11a. Webbie Burnett, ntWestern Kentucky
(choice acquired from Raiders)
- 11b. To Philadelphia for rb Bobby Morse
12. Chris Port, tDuke

1991

1. To Dallas for QB Steve Walsh
2. Wesley Carroll, wrMiami (Fla.)
3. To Dallas for QB Steve Walsh
4. To Raiders for #6, 8, 9, 10, 11 in 1990
5. Reggie Jones, cbMemphis St.
6. Fred McAfee, rbMississippi College
7. Hayward Haynes, gFlorida St.
8. Frank Wainright, teNorthern Colorado

9. Anthony Wallace, rbCalifornia
10. To Tampa Bay for Robert Goff
11. Scott Ross, lbUSC
12. Mark Drabczak, gMinnesota

1992

1. Vaughn Dunbar, rbIndiana
2. To Dallas for Steve Walsh
3. Tyrone Legette, cbNebraska
- 4a. Gene McGuire, cNotre Dame
(choice acquired from Seattle for RB Rueben Mayes)
- 4b. Sean Lumpkin, sMinnesota
- 5b. To Houston for RB Allen Pinkett
- 5b. Torrance Small, wrAlcorn St.
(choice acquired from Detroit for WR Brett Perriman)
6. Kary Vincent, cbTexas A&M
7. To Raiders for S Vencie Glenn
8. Robert Stewart, ntAlabama
9. Donald Jones, lbWashington
10. Marcus Dowdell, wrTennessee St.
11. Mike Gisler, gHouston
12. Scott Adell, tNorth Carolina St.

1993

- 1a. William Roaf, tLouisiana Tech
(choice acquired from Detroit for LB Pat Swilling)
- 1b. Irv Smith, teNotre Dame
(choice acquired from Phoenix through San Francisco in exchange of 1st-round picks)
2. Reggie Freeman, lbFlorida St.
3. To San Francisco as part of swap of first-round picks
- 4a. Lorenzo Neal, fbFresno St.
(choice acquired from Detroit for LB Pat Swilling)
- 4b. Derek Brown, rbNebraska
5. Tyrone Hughes, cbNebraska
6. Ronnie Dixon, ntCincinnati
7. Othello Henderson, sUCLA
8. Jon Kirksey, ntCal St.- Sacramento

1994

1. Joe Johnson, deLouisville
(swapped first-round picks with N.Y. Jets)
2. Mario Bates, rbArizona St.
3. Winfred Tubbs, lbTexas
4. Doug Nussmeier, qbIdaho
- 5a. Herman Carroll, deMississippi St.
- 5b. Craig Novitsky, gUCLA
(from N.Y. Jets)
6. Derrell Mitchell, wrTexas Tech
7. Lance Lundberg, tNebraska

1995

1. Mark Fields, lbWashington St.
2. Ray Zellars, fbNotre Dame
3. Mike Versteeg, tWisconsin
4. Dameian Jeffries, deAlabama
5. William Strong, cbNorth Carolina St.
6. Lee DeRamus, wrWisconsin

- 7a. To Rams for QB Jim Everett
 7b. Travis Davis, s Notre Dame
 (Compensatory)

1996

1. Alex Molden, cb Oregon
 2. Je'Rod Cherry, cb California
 3. Brady Smith, de Colorado St.
 4. Ricky Whittle, rb Oregon
 5a. Mercury Hayes, wr Michigan
 (from Baltimore for cb Reginald Jones)
 5b. Tom Ackerman, g Eastern Washington
 5c. Terry Guess, wr Gardner-Webb
 (Compensatory)
 6a. Keno Hills, t Southwestern Louisiana
 6b. Toderick Malone, wr Alabama
 (Compensatory)
 7a. To Oakland for DT Willie Broughton
 7b. Henry Lusk, te Utah
 (Compensatory)

NEW ORLEANS SAINTS ON PRIME TIME**ABC Monday Night Football (6-12)**

- Sep. 25, 1972 — Kansas City 20, New Orleans 17, at New Orleans (70,793)
 Sep. 24, 1973 — Dallas 40, New Orleans 3, at Dallas (52,715)
 Nov. 25, 1974 — Pittsburgh 28, New Orleans 7, at New Orleans (71,907)
 Dec. 3, 1979 — Oakland 42, New Orleans 35, at Superdome (65,541)
 Nov. 24, 1980 — L.A. Rams 27, New Orleans 7, at Superdome (53,448)
 Nov. 21, 1983 — N.Y. Jets 31, New Orleans 28, at Superdome (68,606)
 Nov. 19, 1984 — New Orleans 27, Pittsburgh 24, at Superdome (66,005)
 Oct. 3, 1988 — New Orleans 20, Dallas 17, at Superdome (68,474)
 Nov. 6, 1989 — San Francisco 31, New Orleans 13, at S.F. (60,667)
 Dec. 18, 1989 — New Orleans 30, Philadelphia 20, at Superdome (59,218)
 Sep. 10, 1990 — San Francisco 13, New Orleans 12 at Superdome (68,629)
 Dec. 31, 1990 — New Orleans 20, L.A. Rams 17 at Superdome (68,647)
 Dec. 16, 1991 — New Orleans 27, L.A. Raiders 0 at Superdome (68,625)
 Nov. 23, 1992 — New Orleans 20, Washington 3 at Superdome (68,591)
 Nov. 22, 1993 — San Francisco 42, New Orleans 7 at S.F. (66,500)
 Dec. 20, 1993 — New York Giants 24, New Orleans 14 at Superdome (69,036)
 Nov. 28, 1994 — San Francisco 35, New Orleans 14 at Superdome (61,304)
 Dec. 19, 1994 — Dallas 24, New Orleans 16 at Superdome (67,323)

Sunday Night (5-5)

- Oct. 21, 1984 — Dallas 30, New Orleans 27 at Texas Stadium (OT)(50,966) (ABC)
 Nov. 27, 1988 — N.Y. Giants 13, New Orleans 12 at Superdome (66,526) (ESPN)
 Nov. 26, 1989 — L.A. Rams 20, New Orleans 17 at Superdome (OT)(64,274) (ESPN)
 Sep. 15, 1991 — New Orleans 24, L.A. Rams 7 at Superdome (68,583) (TNT)
 Nov. 24, 1991 — Atlanta 23, New Orleans 20 at Superdome (OT)(68,591) (ESPN)
 Sep. 27, 1992 — San Francisco 16, New Orleans 10 at Superdome (68,591) (TNT)
 Oct. 11, 1992 — New Orleans 13, L.A. Rams 10 at Superdome (68,591) (TNT)
 Sep. 5, 1993 — New Orleans 33, Houston 21 at Superdome (69,029) (TNT)
 Dec. 11, 1994 — New Orleans 29, Atlanta 20 at Georgia Dome (61,307) (ESPN)
 Nov. 26, 1995 — New Orleans 34, Carolina 26 at Superdome (39,580) (ESPN)

Thursday Night (1-0)

- Dec. 3, 1992 — New Orleans 22, Atlanta 14 at Superdome (68,591) (ESPN)

1997

- 1a. To Oakland for #2, #39, #107, WR Daryl Hobbs
 1b. Chris Naeole, g Colorado
 2a. Rob Kelly, s Ohio St.
 2b. Jared Tomich, de Nebraska
 3. Troy Davis, rb Iowa St.
 4a. Danny Wuerffel, qb Florida
 4b. To Houston for #116, #166 (from Oakland for #2, #165)
 4c. Keith Poole, wr Arizona St.
 5. To Washington for QB Heath Shuler
 6a. Nicky Savoie, te LSU
 (From Houston through Atlanta)
 6b. To Oakland for #10, #39, #107, WR Daryl Hobbs
 7. To Oakland for DT Austin Robbins

SAINTS ALL-TIME ROSTER**COACHES**

Amadee, Lynn — LSU	1973
April, Bobby — Nicholls St.	1996
Arians, Bruce — Virginia Tech	1996
Atkins, Dave — Texas El-Paso	1996
Barnes, Billy Ray — Wake Forest	1969-70, 1975
Beake, John — Trenton St.	1976-77
Beard, Ed — Tennessee	1978-80
Blies, Ed — Miami (Ohio)	1969-70
Boudreau, Paul — Boston College	1987-93
Buchanan, Buck — Grambling	1976-77
Campbell, Whitey — Miami	1976-80
Capers, Dom — Mount Union	1986-91
Champion, Jim — Mississippi St.	1971-72
Cummings, Bob — Vanderbilt	1973-75
Davidson, Jeff — Ohio St.	1996
Dickson, George — Notre Dame	1967-68
Ecklund, Brad — Oregon	1968-70
Erkenbeck, Jim — San Diego St.	1986
Everest, Andy — Texas-El Paso	1981-85
Fangio, Vic — East Stroudsburg	1986-94
Faulkner, Jack — Miami (Ohio)	1967-69
Fears, Tom — UCLA	1967-70
Franklin, Chet — Utah	1978-79
Garrett, Jim — Utah State	1976-77
Glick, Fred — Colorado St.	1980
Haslett, Jim — Indiana (Pa.)	1995-96
Hatley, Mark — Oklahoma St.	1985
Heffler, Ernie — Duquesne	1975
Heinrich, Don — Washington	1969-70
Hewgley, Wimp — Wyoming	1974-75
Hill, Bob — Jackson State	1978-79
Hill, King — Rice	1981-85
Hughes, Ed — Tulsa	1978-80
Kennan, Larry — LaVerne	1995
Khayat, Ed — Tulane	1967-70
Kiffin, Monte — Nebraska	1995
Kotile, Rich — Wagner	1977
Ledbetter, Bob — Mississippi Industrial	1974-75
Levra, John — Pittsburgh (Kan.)	1981-85
Marciano, Joe — Temple	1986-95
Matsko, John — Kent St.	1994-96
Matuszak, Marv — Tulsa	1971-73
Mauck, Carl — Southern Illinois	1982-85
Mayeaux, Glenn — UNO	1996
McHain, Lamar — Arkansas	1974-75, 1978-84
Mora, Jim E. — Occidental	1986-96
Mora, Jim L. — Washington	1992-96
Myers, Chip — Northwestern (Okla.) St.	1994
Nicola, Nick — Southern Connecticut	1980
Nolan, Dick — Maryland	1977-80
North, John — Vanderbilt	1973-75
Nunnely, Wayne — Nevada-Las Vegas	1995-96
Pagano, John — Mesa St. (Col.)	1996
Paternostro, Russell — San Diego St.	1981-96
Pease, John — Utah	1986-94
Phillips, Jim (Red) — Auburn	1973-75
Phillips, O.A. (Bum) — S.F. Austin	1981-85
Phillips, Wade — Houston	1981-85

Pratt, Tom — Miami	1978-80
Riecke, Lou — LSU	1980
Richardson, Harold — SMU	1981-85
Roberts, J.D. — Oklahoma	1967-68, 1971-73
Roy, Alvin — LSU	1976-77
Royer, Jim — Navy	1970-72
Rutigliano, Sam — Tulsa	1976-77
Shaw, Bob — Ohio State	1967-68
Shipp, Ken — Middle Tennessee St.	1971-72
Shively, Doug — Kentucky	1974-76
Sidwell, Steve — Colorado	1986-94
Skipper, Jim — Whittier	1986-95
Smith, Carl — Cal Poly-SLO	1986-96
Smith, Jerry — Wisconsin	1969-70
Spencer, Joe — Oklahoma St.	1981-85
Stanfel, Dick — San Francisco	1976-80
Stram, Hank — Purdue	1976-77
Tate, Charlie — Florida	1971
Trimble, Steve — Maryland	1995
Van Zandt, Lance — Lamar	1981-84
Venturi, Rick — Northwestern	1996
Walters, Steve — Arkansas	1986-96
Warren, Frank — Auburn	1995
White, Dixie — Texas Tech	1973
Whitehead, Bud — Florida St.	1971-75
Withers, Everett — Appalachian St.	1994
Wiggin, Paul — Stanford	1978-79
Wood, Dick — Auburn	1976-77
Young, John Paul — Texas-El Paso	1981-85
Yowarsky, Walt — Kentucky	1967-68
Zapalac, Willie — Texas A&M	1981-85

PLAYERS

(Players who have spent at least one regular season game on the active roster)

A

46 Abramowicz, Dan (WR) — Xavier (Ohio)	1967-73
53 Absher, Dick (LB) — Maryland	1969-71
69 Ackerman, Tom (C/G) — E. Washington	1996
40 Adams, Michael (DB) — Arkansas St.	1987-88
61 Adams, Sam (G) — Prairie View	1981
64 Adams, Scott (G) — Georgia	1994
24 Adkins, Margene (WR) — Henderson J.C.	1972
30 Alexander, Vincent (FB) — Southern Miss	1987
21 Allen, Eric (CB) — Arizona St.	1995-96
86 Alphin, Gerald (WR) — Kansas St.	1990-91
7 Andersen, Morten (K) — Michigan St.	1982-94
71 Anderson, Dick (T) — Ohio St.	1967
77 Anderson, Gary (G) — Stanford	1978
81 Anderson, Jesse (TE) — Mississippi St.	1993
96 Andrus, Sheldon (NT) — Nicholls State	1986-87
22 Anthony, Tyrone (RB) — North Carolina	1984-85
89 Askson, Bert (TE) — Texas Southern	1973
45 Athas, Pete (S) — Tennessee	1976
81 Atkins, Doug (DE) — Tennessee	1967-69
28 Atkins, Gene (S) — Florida A&M	1987-93
47 Austin, Cliff (RB) — Clemson	1983

B

78 Backes, Tom (G) — Oklahoma	1993
86 Baker, Melvin (WR) — Michigan	1975
38 Baker, Tony (RB) — Iowa St.	1968-71
0 Banks, Gordon (WR) — Stanford	1980-81
10.6 Barnhardt, Tommy (P) — N. Carolina	1987-89-94
0 Barnwell, Malcolm (WR) — Virginia Union	1985
32 Barrington, Tom (RB) — Ohio St.	1967-70
88 Bass, Don (TE) — Houston	1982
24 Bates, Mario (RB) — Arizona St.	1994-96
63 Baumgartner, Steve (DE) — Purdue	1973-77
85 Beasley, John (TE) — California	1973-74
19 Bech, Brett (WR) — LSU	1996
34 Bell, Carlos (TE) — Houston	1971
7 Benjamin, Guy (QB) — Stanford	1980
63 Bennett, Barry (DE) — Concordia (Minn.)	1978-81
91 Bennett, Monte (DT) — Kansas State	1981
83.86 Benson, Cliff (TE) — Purdue	1987-88
47 Beverly, Dwight (RB) — Illinois	1987
10 Blanchard, Cary (K) — Oklahoma St.	1992
16 Blanchard, Tom (P) — Oregon	1974-78
76 Board, Dwaine (DE) — North Carolina A&T	1988
77 Boeke, Jim (T) — Heidelberg	1968
50 Bordelon, Ken (LB) — LSU	1976-77, 79-82
25 Bosarge, Wade (DB) — Tulsa	1977
86 Botkin, Kirk (TE) — Arkansas	1994-95
77 Boyarsky, Jerry (NT) — Pittsburgh	1981
21 Boyd, Greg (S) — Arizona	1974
36 Boykin, Greg (RB) — Northwestern	1977
95 Brannon, Robert (DE) — Arkansas	1987
85 Brenner, Hoby (TE) — USC	1981-93
82 Brewer, Johnny (LB) — Mississippi	1968-70
10 Brien, Doug (K) — California	1995-96
67 Brock, Stan (T) — Colorado	1980-92
99 Broughton, Willie (DT) — Miami (Fla.)	1995-96
36 Brown, Bob (TE) — Alcorn A&M	1972-73
22 Brown, Charlie (RB) — Missouri	1967-68
24.21.20 Brown, Derek (RB) — Nebraska	1993-96
27 Brown, Ray (SS) — West Texas St.	1978-80
16 Buck, Mike (QB) — Maine	1990-93
26 Buck, Vince (DB) — Central St. (Oh.)	1990-95
36 Burchfield, Don (TE) — Ball St.	1971
83 Burke, Vern (TE) — Oregon St.	1967
55 Burkett, Jackie (LB) — Auburn	1967-70
11 Burns, Ed (QB) — Nebraska	1978-80
16 Burris, Bo (S) — Houston	1967-69
00 Burrough, Ken (WR) — Texas Southern	1970
00 Burton, Larry (WR) — Purdue	1975-77
38 Butler, Bill (RB) — Kansas State	1972-74
3 Butler, Skip (K) — Texas-Arlington	1971
45 Byrd, Israel (CB) — Utah St.	1993-95

C

35 Campbell, Earl (RB) — Texas	1984-85
73 Campbell, Joe (DE) — Maryland	1977-80
59 Campen, James (C/G) — Tulane	1987-88
51 Capone, Warren (LB) — LSU	1976
65 Carr, Tom (DE) — Morgan St.	1968
74 Carroll, Herman (DE) — Mississippi St.	1994
80 Carroll, Wesley (WR) — Miami (Fla.)	1991-92
65 Carter, David (C) — Western Kentucky	1984-85

23 Cassidy, Craig (DB) — Ohio St.	1977
86 Caster, Rich (TE) — Jackson St.	1981
51 Chambers, Rusty (LB) — Tulane	1975-76
89 Chandler, Wes (WR) — Florida	1978-81
24 Chapman, Clarence (CB) — Eastern Mich.	1976-80
89 Chapman, Gil (WR) — Michigan	1975
37 Cherry, Je'Rod (S) — California	1996
85 Childs, Henry (TE) — Kansas St.	1974-80
51 Childs, Ron (LB) — Washington St.	1995
13 Cipa, Larry (QB) — Michigan	1974-75
75 Clark, Bruce (DE) — Penn State	1982-88
78 Clark, Kelvin (G) — Nebraska	1982-85
89 Clark, Robert (WR) — N.C. Central	1987-88
29 Clark, Vinnie (CB) — Ohio St.	1994
66 Cody, Bill (LB) — Auburn	1967-70
4 Cofer, Mike (K) — North Carolina State	1987
86 Colchico, Dan (DE) — San Jose St.	1969
55 Coleman, Don (LB) — Michigan	1974-75
43 Collins, Larry (RB) — Texas A&I	1980
59 Colman, Wayne (LB) — Temple	1969-74, 76
66 Commiskey, Chuck (G) — Mississippi	1986-88
58 Conner, Darion (LB) — Jackson St.	1994
70 Contz, Bill (T) — Penn State	1986-88
41 Cook, Toi (CB) — Stanford	1987-93
57 Coombs, Larry (C) — Idaho	1980
71 Cooper, Richard (T) — Tennessee	1990-95
79 Cordileone, Lou (DT) — Clemson	1967-68
44 Cordill, Ollie (P) — Memphis St.	1969
47 Cortez, Bruce (CB) — Parsons	1967
39 Covington, John (S) — Notre Dame	1995
75 Crangle, Mike (DE) — Tennessee-Martin	1972
55 Crech, Bob (LB) — TCU	1973
44 Crist, Chuck (S) — Penn St.	1975-77
51 Croom, Sylvester (C) — Alabama	1975
51 Crosby, Ron (LB) — Penn St.	1978
60 Cunningham, Carl (LB) — Houston	1971
15 Cuozzo, Gary (QB) — Virginia	1967

D

69 Dalton, Oakley (DT) — Jackson St.	1977
76 Davidson, Jeff (T) — Ohio St.	1994
15 Davis, Bob (QB) — Virginia	1973
86 Davis, Dave (WR) — Tennessee St.	1974
36 Davis, Dick (RB) — Nebraska	1970
53 Davis, Don (LB) — Kansas	1996
63 Davis, Norman (G) — Grambling	1969
35 Davis, Ted (LB) — Georgia Tech	1967-69
95 Davis, Travis (NT) — Michigan St.	1990
47 Davis, Travis (S) — Notre Dame	1995
26.80 Dawsey, Stacey (WR) — Indiana	1987
55 DeForest, Joe (LB) — Southwestern La.	1987
47 DeGrenier, Jack (RB) — Texas-Arlington	1974
57 DeRamus, Lee (WR) — Wisconsin	1995-96
32 DeRatt, Jim (DB) — North Carolina	1975
50 Del Rio, Jack (LB) — USC	1985-86
19 Dempsey, Tom (K) — Palomar J.C.	1969-70
79 Derby, Glenn (T) — Wisconsin	1989-90
51 Didion, John (LB-C) — Oregon St.	1971-74
56 Dixon, Ernest (LB) — South Carolina	1994-96
55 Dixon, Ronnie (NT) — Cincinnati	1993
66 Dobler, Conrad (G) — Wyoming	1978-79
25 Dodd, Al (WR) — Northwestern La.	1969-71

72 Dombrowski, Jim (G/T) — Virginia	1986-96
86 Donovan, Tom (WR) — Penn State	1980
88 Dorris, Andy (DE) — New Mexico St.	1973-76
21 Douglass, John (CB) — Texas Southern	1967-68
10 Douglash, Bobby (QB) — Kansas	1976-77
86.80 Dowdell, Marcus (WR) — Tennessee St.	1992-93
83 Duckett, Kenny (WR) — Wake Forest	1983-84
95 Dumbauld, Jonathan (DE) — Kentucky	1986, 88
86 Dunbar, Jubilee (WR) — Southern	1973
63 Dunbar, Karl (DE) — LSU	1993
32 Dunbar, Vaughn (RB) — Indiana	1992, 94-95
10.15 Durkee, Charlie (K) — Okla. St.	1967-68, 1971-72
47 Dusenberry, Bill (RB) — J.C. Smith	1987-88, 1970

E

89 Early, Quinn (WR) — Iowa	1991-95
83 Edelman, Brad (G) — Missouri	1982-89
83 Edwards, Kelvin (WR) — Liberty Baptist	1986
64 Elliott, Ted (NT) — Mankato State	1987
99 Elliott, Tony (NT) — North Texas St.	1982-88
52 Emanuel, Frank (LB) — Tennessee	1970
79 Epps, Tory (DT) — Memphis St.	1995
14 Erleben, Russell (K-P) — Texas	1979-83
84 Estes, Lawrence (DE) — Alcorn A&M	1970-71
59 Evans, Chuck (LB) — Stanford	1980-81
17 Everett, Jim (QB) — Purdue	1994-96

F

10 Fagan, Julian (P) — Mississippi	1970-72
44 Farasopolos, Chris (S) — Brigham Young	1974
56 Farber, Hap (LB) — Mississippi	1970
96 Faulkner, Jeff (DE) — Southern	1993
58 Federspiel Joe (LB) — Kentucky	1972-80
9 Feller, Happy (K) — Texas	1972-73
20 Felton, Eric (CB) — Texas Tech	1978-80
22 Fenerty, Gill (RB) — Holy Cross	1990-91
56 Ferguson, Jim (LB) — USC	1968
71 Fersen, Paul (T) — Georgia	1973-74
28 Fichtner, Ross (S) — Purdue	1968
26 Fields, Jitter (PR) — Texas	1984
55 Fields, Mark (LB) — Washington St.	1995-96
69 Fifer, Bill (G) — West Texas St.	1978
44 Fink, Mike (CB) — Missouri	1973
63 Finnie, Roger (T) — Florida A&M	1979
55 Flanigan, Jim (LB) — Pittsburgh	1971
28 Ford, James (RB) — Texas Southern	1971-72
52 Forde, Brian (LB) — Washington St.	1988-91
11 Fourcade, John (QB) — Mississippi	1987-90
53 Fourcade, Keith (LB) — Mississippi	1987
43 Fowler, Bobby (FB) — Louisiana Tech	1984-85
5 Fraser, Jim (P) — Wisconsin	1968
32 Frazier, Paul (RB) — Northwestern La.	1989
55 Freeman, Reggie (LB) — Florida St.	1993
15 Fritsch, Toni (K) — None	1982
24 Fuller, Johnny (S) — Lamar	1973-75
72 Fultz, Mike (DT) — Nebraska	1977-80

G

46 Gajan, Hokie (FB) — LSU	1982-85
34 Galbreath, Tony (RB) — Missouri	1976-80
62 Gammon, Kendall (C) — Pittsburg St. (Kan.)	1996
83 Garrett, Len (TE) — New Mexico Highlands	1973-75
80 Garcia, Jim (DE) — Purdue	1967
20 Gary, Russell (SS) — Nebraska	1981-86
97 Geathers, James (DE) — Wichita St.	1984-89
15 Gibbs, Donnie (P) — TCU	1974
27 Gibson, Antonio (SS) — Cincinnati	1986-89, 92
77 Gilbert, Daren (T) — Cal State-Fullerton	1985-88
42.41 Gilliam, John (WR) — S. Carolina St.	1967-68, 1977
29 Glenn, Vencie (S) — Indiana St.	1991
91 Goff, Robert "Pig" (NT) — Auburn	1990-95
77 Goich, Dan (DT) — California	1971
88 Goodlow, Eugene (TE) — Kansas State	1983-86
82 Gottschalk, Darren (TE) — Cal Lutheran	1987
40 Granger, Hoyle (RB) — Mississippi St.	1971
74 Gray, Cecil (T) — North Carolina	1993
21 Gray, David (DB) — East Los Angeles JC	1979
33 Gray, Kevin (DB) — Eastern Illinois	1982
72 Gray, Leon (T) — Jackson St.	1982-83
37 Gray, Mel (RB) — Purdue	1986-88
45 Green, Arthur (RB) — Albany St.	1972
85 Green, Paul (TE) — USC	1996
53 Green, Sammy (LB) — Florida	1980
74 Gregory, Ted (NT) — Syracuse	1988
35 Gresham, Bob (RB) — West Virginia	1971-72
78 Grooms, Elio (DE) — Tennessee Tech	1975-81
40 Gros, Earl (RB) — LSU	1970
56 Gross, Lee (C) — Auburn	1975-77
86 Groth, Jeff (WR) — Bowling Green	1981-85
18 Guess, Terry (WR) — Gardner-Webb	1996
96 Gunn, Mark (DE) — Pittsburgh	1994
62 Gwinn, Ross (G) — Northwestern La.	1968

H

86 Hall, Tom (WR) — Minnesota	1967
56 Hall, Willie (LB) — USC	1972-73
83 Hamilton, Andy (WR) — LSU	1975
98 Hanna, Jim (NT) — Louisville	1994
10 Hansen, Brian (P) — Sioux Falls	1984-88
28 Harding, Greg (DB) — Nicholls St.	1984
87 Hardy, Larry (TE) — Jackson St.	1978-85
14 Hargett, Edd (QB) — Texas A&M	1969-72
30 Harris, Bill (RB) — Colorado	1971
00 Harris, Herbert (WR) — Lamar	1986-87
82 Harris, Ike (WR) — Iowa St.	1978-81
86 Harris, Rod (WR) — Texas A&M	1989
86 Harrison, Victor (WR) — North Carolina	1987
88 Hart, Ben (S) — Oklahoma	1967
72 Hart, Jeff (T) — Oregon St.	1976
53 Hart, Tommy (DE) — Morris Brown	1980
67 Harvey, George (G) — Kansas	1967
52 Harvey, Richard Jr. (LB) — Tulane	1995-96
26 Harvey, Richard Sr. (DB) — Jackson St.	1971
70.74 Haverdink, Kevin (T) — Western Michigan	1989-91
80 Havrilak, Sam (WR) — Bucknell	1974
29 Hayes, Billie (CB) — San Diego St.	1972
89 Hayes, Mercury (WR) — Michigan	1996
92 Haynes, James (LB) — Mississippi Valley	1984-89

81 Haynes, Michael (WR) — Northern Arizona	1994-96
49 Hazellton, Major (DB) — Florida A&M	1970
3 Hebert, Bobby (QB) — Northwestern La.	1985-89, 91-92
26 Heidel, Jimmy (S) — Mississippi	1967
20 Henderson, Othello (S) — UCLA	1993-94
87 Herrmann, Don (WR) — Waynesburg St.	1975-77
84 Hester, Jim (TE) — North Dakota	1967-69
64 Hester, Ray (LB) — Tulane	1971-73
45,34 Heyward, Craig (FB) — Pittsburgh	1988-92
62 Hilgenberg, Jay (C) — Iowa	1993
61 Hilgenberg, Joel (C/G) — Iowa	1984-93
62 Hill, John (C) — Lehigh	1975-84
87 Hill, Lonzell (WR) — Washington	1987-90
40,21 Hilliard, Dalton (RB) — LSU	1986-93
76 Hills, Keno (T) — Southwestern La.	1996
78 Hines, Glen Ray (T) — Arkansas	1971-72
24 Hoage, Terry (DB) — Georgia	1984-85
53 Hobbs, Billy (LB) — Texas A&M	1972
98 Hodge, Milford (DE) — Washington St.	1986
14 Hodson, Tom (QB) — LSU	1995-96
70 Holden, Sam (T) — Grambling	1971
18 Hollas, Hugo (S) — Rice	1970-72
51 Holloway, Stan (LB) — California	1980
45 Holmes, Jack (RB) — Texas Southern	1978-82
28 Hoskins, Derrick (S) — Southern Miss.	1996
68 Housman, Walter (T/G) — Upsala	1987
29 Howard, Gene (CB) — Langston	1968-70
20 Howell, Delles (CB) — Grambling	1970-72
52 Huard, John (LB) — Maine	1971
70 Hubbard, Dave (T) — Brigham Young	1977
69 Hudson, Nat (G) — Georgia	1981
54 Hughes, Pat (LB) — Boston U.	1977-79
33 Hughes, Tyrone (CB) — Nebraska	1993-96
76 Hunt, Kevin (T) — Doane	1978
32 Hunter, Earnest (RB) — Southeast Okla.	1996
28 Hurley, Bill (DB) — Syracuse	1982-83
88 Hyatt, Fred (WR) — Auburn	1973

I

12 Ingram, Kevin (QB) — East Carolina	1987
---------------------------------------------	------

J

30 Jackson, Ernie (CB) — Duke	1972-77
47 Jackson, Greg (S) — LSU	1996
57 Jackson, Rickey (LB) — Pittsburgh	1981-93
52 Jacobs, Harry (LB) — Bradley	1970
22 James, Van (CB) — Kent St.	1986-88
50 James, Phillip (C) — Southern	1987
43 Jean Baptiste, Garland (FB) — LSU	1987
80 Jeffries, Haywood (WR) — N.C. State	1996
96 Jeffries, Dameian (DE) — Alabama	1995
36 Jennings, Stanford (RB) — Furman	1991
68 Jetton, Paul (G) — Texas	1992-93
22 Johnson, Benny (CB) — J.C. Smith	1976
34 Johnson, Bobby (DB) — Texas	1983-84, 1986
77 Johnson, Carl (G) — Nebraska	1972-73
21 Johnson, Earl (CB) — South Carolina	1985
94 Johnson, Joe (DE) — Louisville	1994-96
50 Johnson, John (LB) — Clemson	1995

45 Johnson, Nate (RB) — Texas Southern	1987
86 Johnson, Tony (TE) — Alabama	1996
80 Johnson, Tyrone (WR) — Western (Col.) St.	1994
29 Johnson, Undra (RB) — West Virginia	1989
53 Johnson, Vaughan (LB) — N.C. State	1986-93
90 Johnson, Walter (LB) — Louisiana Tech	1989
36 Jones, Andrew (RB) — Washington St.	1975-76
55 Jones, Brian (LB) — Texas	1995-96
74 Jones, Clarence (T) — Maryland	1996
95 Jones, Ernest (DE) — Oregon	1995
78 Jones, Jerry (T) — Bowling Green	1967-69
32 Jones, Kim (FB) — Colorado St.	1976-79
86,89 Jones, Mike (WR) — Tennessee St.	1986-87, 1989
27 Jones, Reginald (CB) — Memphis St.	1991-94
27 Jones, Selwyn (CB) — Colorado St.	1994
23 Jordan, Buford (FB) — McNeese St.	1986-92
45 Jordan, Jimmy (RB) — Florida	1967
10 Jurich, Tom (K) — Northern Arizona	1978

K

71 Kaplan, Ken (T) — New Hampshire	1987
46 Kearney, Jim (S) — Prairie View	1976
78 Keim, Mike (T) — Brigham Young	1991
30 Kelley, Les (RB) — Alabama	1967-69
87 Kelly, Mike (TE) — Davidson	1973
5 Kempf, Florian (K) — Pennsylvania	1987
60 Kennard, Derek (G) — Nevada-Reno	1991-93
17 Kilmer, Billy (QB) — UCLA	1967-70
61 King, Ed (G) — Auburn	1995-96
45 Kimbrough, Elbert (S) — Northwestern	1968
53 Kingrea, Rick (LB) — Tulane	1973-77
68 Kline, Alan (T) — Ohio St.	1994-95
40 Knafelec, Greg (TE) — Notre Dame	1983
78 Knight, Shawn (DE) — Brigham Young	1987
66 Knowles, David (T) — Indiana	1977
55 Kohlbrand, Joe (LB) — Miami (Fla.)	1985-89
43 Kopay, Dave (LB) — Washington	1971
60 Korte, Steve (C) — Arkansas	1983-90
52 Kovach, Jim (LB) — Kentucky	1979-85
89 Kramer, Kent (TE) — Minnesota	1967
9 Kramer, Tommy (QB) — Rice	1990
21 Krimm, John (S) — Notre Dame	1982
50 Kupps, Jake (G) — Washington	1967-75
67 Kuziel, Bob (C) — Pittsburgh	1972

L

64 Lafary, Dave (T) — Purdue	1977-85
39 LaGrand, Morris (RB) — Tampa	1975
67 LaPorta, Phil (T) — Penn State	1974-75
12 Laufenberg, Babe (QB) — Indiana	1986
39 Lawson, Odell (RB) — Langston	1973-74
58 Leach, Scott (LB) — Ohio State	1987
74 Leach, William (G/T) — N.C. State	1987
11 Lee, Bivian (CB) — Prairie View	1971-75
39 Lee, Carl (DB) — Marshall	1994
32 Lee, Mark (CB) — Washington	1991
43 Legette, Tyrone (CB) — Nebraska	1992-95
62 Leggett, Brad (C) — USC	1990-91
72 Leggett, Earl (DT) — LSU	1967-68
52 Lemon, Mike (LB) — Kansas	1975
22 Lewis, Gary (RB) — Arizona St.	1970

93 Lewis, Gary (NT) — Oklahoma St.	1983
24 Lewis, Marvin (RB) — Tulane	1982
98 Lewis, Reggie (DE) — San Diego St.	1982-84
29 Lewis, Rodney (CB) — Nebraska	1982-84
3 Leyboldt, John (K) — None	1978
78 Linden, Errol (T) — Houston	1969-70
54 Lindsey, Dale (LB) — Western Kentucky	1973
7 Linhart, Toni (K) — Austria Tech	1972
86 Lipps, Louis (WR) — Southern Mississippi	1992
48 Livingston, Andy (RB) — Phoenix JC	1969-70
61 Loberg, Greg (G/T) — California	1987
0 Logan, Obert (S) — Trinity	1967
2 Lohmiller, Chip (K) — Minnesota	1995
89 Long, Dave (DE) — Iowa	1969-72
26 Looney, Joe Don (RB) — Oklahoma	1969
34 Lorick, Tony (RB) — Arizona St.	1968-69
46 Lumpkin, Sean (S) — Minnesota	1992-96
88 Lusk, Hendrick (TE) — Utah	1996
43 Lyons, Dicky (S) — Kentucky	1970

Mc

25 McAfee, Fred (RB) — Mississippi Coll.	1991-93
36 McCall, Don (RB) — USC	1967-68, 1970
19 McClard, Bill (K) — Arkansas	1973-75
42,44 McCleskey, J.J. (WR/S) — Tennessee	1993-96
67 McCollum, Andy (G) — Toledo	1994-96
71, 75 McCormick, Dave (T) — LSU	1967-68
51 McCoy, Larry (LB) — Lamar	1987
80 McCullough, Earl (WR) — USC	1974
49 McGill, Ralph (S) — Tulsa	1978-79
76 McGuire, Gene (C) — Notre Dame	1992
92 McIntosh, Toddick (DE) — Florida St.	1995
42 McLemore, Dana (DB) — Hawaii	1986
29 McMillian, Mark (CB) — Alabama	1996
12 McNeill, Tom (P) — Stephen F. Austin	1967-69
27 McNeill, Rod (RB) — USC	1974-75
25 McQuay, Leon (RB) — Tampa	1976

M

47 Mack, Cedric (CB) — Baylor	1992-93
24 Mack, Milton (CB) — Alcorn St.	1987-91
8 Manning, Archie (QB) — Mississippi	1971-75, 1977-82
91 Marchiol, Ken (LB) — Mesa (Colo.)	1987
75 Marrone, Doug (G) — Syracuse	1989
40 Marsalis, Jim (S) — Tennessee St.	1977
23 Marshall, James (DB) — Jackson St.	1980
39 Martin, Chris (LB) — Auburn	1983
22 Martin, D'Artagnan (CB) — Kentucky	1971
84 Martin, Eric (WR) — LSU	1985-93
93 Martin, Wayne (DE/DT) — Arkansas	1989-96
86 Martini, Rich (WR) — Cal-Davis	1981
40 Massey, Robert (CB) — N.C. Central	1989-90
56 Mathis, Reggie (LB) — Oklahoma	1979-80
35 Matthews, Henry (RB) — Michigan St.	1973
64 Maurer, Andy (G) — Oregon	1974
84 Mauti, Rich (WR) — Penn State	1977-80, 82-83
39 Maxie, Brett (S) — Texas Southern	1985-93
28 Maxson, Alvin (RB) — SMU	1974-76
22 Mayes, Michael (CB) — LSU	1989
36 Mayes, Rueben (RB) — Washington St.	1986-88, 90

19 Merkins, Guido (QB/WR/DB) — Sam Houston	1980-85
57 Merlo, Jim (LB) — Stanford	1973-74, 76-79
71 Merrill, Casey (DT) — Cal-Davis	1986
70 Meseroll, Mark (T) — Florida St.	1978
92 Mickell, Darren (DE) — Florida	1996
54 Middleton, Rick (LB) — Ohio St.	1974-75
10 Mike-Mayer, Steve (K) — Maryland	1978
84 Miller, Junior (TE) — Nebraska	1984
69 Miller, Les (NT) — Ft. Hays St.	1991-94
80 Miller, Mike (WR) — Tennessee	1985
51 Mills, Sam (LB) — Montclair St.	1986-94
32 Minor, Lincoln (RB) — New Mexico St.	1973
88 Mitchell, Derrell (WR) — Texas Tech	1994
25 Molden, Alex (CB) — Oregon	1996
77 Montgomery, Marv (T) — USC	1976-77
74 Mooers, Doug (DE) — Whittier	1971-72
74 Moore, Derland (NT) — Oklahoma	1973-85
25 Moore, Jerry (S) — Arkansas	1973-74
21 Moore, Reynaud (CB) — UCLA	1971
73 Mooring, John (T) — Tampa	1974
57 Morgan, Mike (LB) — LSU	1969-70
Morris, Chris (T) — Indiana	1975
76 Morrison, Don (T) — Texas-Arlington	1971-77
35 Morse, Bobby (FB) — Michigan St.	1989-91
42 Muncie, Chuck (RB) — California	1976-80
22,25 Muster, Brad (FB) — Stanford	1993-94
37 Myers, Tommy (S) — Syracuse	1972-81

N

55 Nairne, Rob (LB) — Oregon	1981-83
23,22 Neal, Lorenzo (FB) — Fresno St.	1993-96
87,68 Neal, Richard (DE) — Southern	1969-72, 1978
36 Ned, Derrick (FB) — Grambling St.	1993-95
24 Nevett, Elijah (CB) — Clark	1967-70
41 Newland, Bob (WR) — Oregon	1971-74
30 Newman, Anthony (S) — Oregon	1995-96
86 Newman, Patrick (WR) — Utah St.	1991-93
78 Newsome, Billy (DE) — Grambling	1973-74
38 Nicholson, Calvin (CB) — Oregon St.	1989,91
11 Ninowski, Jim (QB) — Michigan St.	1969
60 Novitsky, Craig (C/T) — UCLA	1994-96
13 Nussmeier, Doug (QB) — Idaho	1994-96
36 Nyval, Vic (RB) — Northwestern La.	1970

O

29 Ogden, Ray (WR) — Alabama	1967
0 O'Neal, Ken (TE) — Oklahoma State	1987
12 O'Neal, Steve (P) — Texas A&M	1973
35 Otis, Jim (RB) — Ohio St.	1978
66 Oubre, Louis (G) — Oklahoma	1982-84
49 Owens, Artie (WR) — West Virginia	1980
72 Owens, Joe (DE) — Alcorn A&M	1971-75
83 Owens, Tinker (WR) — Oklahoma	1976, 1978-80

P

35 Pahukoa, Shane (S) — Washington	1995
52 Palmer, Dick (LB) — Kentucky	1972-73
75 Palmer, Emile (DT) — Syracuse	1996
42,88 Parker, Joel (WR) — Florida	1974-75, 77

96 Parker, Steve (DE) — Idaho	1980
83 Parks, Dave (TE) — Texas Tech	1968-72
17 Partridge, Rick (P) — Utah	1979
88 Pattison, Mark (WR) — Washington	1987-88
54 Paul, Whitlney (LB) — Colorado	1982-85
53 Pelluer, Scott (LB) — Washington St.	1981-85, 87
71 Perot, Petey (G) — Northwestern La.	1985
80 Perriman, Brett (WR) — Miami (Fla.)	1988-90
32 Perry, Vernon (S) — Jackson St.	1983
45 Petry, Stan (CB) — Texas Christian	1991
34 Phillips, Jess (RB) — Michigan St.	1973-74
43 Phillips, Kim (CB) — North Texas	1989
76 Pietrzak, Jim (C) — Eastern Michigan	1979-84
22 Pitts, Elijah (RB) — Philander Smith	1970
85 Poage, Ray (TE) — Texas	1967-70
25 Poe, Johnnie (CB) — Missouri	1981-87
82 Pollard, Bob (DE) — Weber St.	1971-77
70 Port, Chris (G/T) — Duke	1991-95
59 Porter, Rufus (LB) — Southern	1995-96
33 Preece, Steve (DB) — Oregon St.	1969
73 Price, Elex (DT) — Alcorn St.	1973-80
25 Profit, Joe (RB) — Northeast La.	1973
65 Prudhomme, Remi (G/C) — LSU	1971-72

R

47 Rackley, David (DB) — Texas Southern	1985
21 Ramsey, Nate (S) — Indiana	1973
16 Ramsey, Steve (QB) — North Texas St.	1970
66 Rasley, Rocky (G) — Oregon St.	1974
22 Ray, Ricky (CB) — Norfolk St.	1979-80
21 Reaves, Ken (CB) — Norfolk St.	1974
56 Reboue, Rusty (LB) — Nicholls St.	1978
58 Redd, Glen (LB) — Brigham Young	1981, 83-86
60 Reese, Don (DE) — Jackson St.	1978-80
75 Rengel, Mike (DT) — Hawaii	1969
84 Rhem, Steve (WR) — Minnesota	1994-95
1 Ricardo, Benny (K) — San Diego St.	1980-81
55 Rice, Floyd (LB) — Alcorn St.	1978
75 Richey, Mike (T) — North Carolina	1970
84 Riley, Preston (WR) — Memphis St.	1973
14 Riordan, Tim (QB) — Temple	1987
77 Rissmiller, Ray (T) — Georgia	1967
83 Roaches, Carl (KR) — Texas A&M	1985
77 Roaf, William (T) — Louisiana Tech	1993-96
95 Robbins, Austin (DT) — North Carolina	1996
27 Roberts, Walt (WR) — San Jose St.	1967
70 Robinson, Craig (T) — Houston	1972-73
47 Robinson, Virgil (RB) — Grambling	1971-72
34 Rodenberger, Jeff (FB) — Maryland	1987
54 Roe, Bill (LB) — Colorado	1987
38 Rogers, George (HB) — South Carolina	1981-84
41 Rogers, Jimmy (RB) — Oklahoma	1980-84
26 Rogers, Steve (RB) — LSU	1975
75 Rollins, Baron (G) — Louisiana Tech	1994
44 Rose, George (CB) — Auburn	1967
55 Ross, Scott (LB) — USC	1991
78 Roth, Tom (C/G) — Southern Illinois	1994
70 Rourke, Jim (T) — Boston College	1985
54 Rousell, Tom (LB) — Southern Mississippi	1971-72
76 Rowe, Dave (DT) — Penn State	1967-70
54 Ryczek, Paul (C) — Virginia	1981

S

68 Saindon, Pat (G) — Vanderbilt	1986
73 Sandeman, Bill (T) — Pacific	1967
51 Saul, Bill (LB) — Penn State	1969
83 Scales, Greg (TE) — Wake Forest	1988-91
21 Scarpati, Joe (DB) — North Carolina St.	1970
63 Schmidt, Roy (G) — Long Beach St.	1967-68
40 Schmidt, Terry (CB) — Ball St.	1974-75
65 Schreiber, Adam (G) — Texas	1985
33 Schultz, Randy (RB) — St. Coll. of Iowa	1967-68
71 Schumacher, Kurt (G) — Ohio St.	1975-77
48 Schwartz, Don (SS) — Washington St.	1978-80
60 Schweda, Brian (DE) — Kansas	1967-68
12 Scott, Bobby (QB) — Tennessee	1973-82
80 Scott, Lindsay (WR) — Georgia	1982-85
87 Scott, Malcolm (TE) — LSU	1987
4 Seal, Paul (TE) — Michigan	1974-76
30 Shaw, Bob (WR) — Winston-Salem St.	1970
76 Shaw, Rickie (T) — North Carolina	1993
89 Shepard, Derrick (WR) — Oklahoma	1989
67 Shinnars, John (G) — Xavier (Ohio)	1969-71
28 Shy, Don (RB) — San Diego St.	1969
53 Simmons, Dave (LB) — Georgia Tech.	1967
25 Simmons, Jerry (WR) — Bethune-Cookman	1967
96 Simmons, Michael (DE) — Mississippi St.	1989-90
54 Simonini, Ed (LB) — Texas A&M	1982
79 Slaughter, Chuck (T) — South Carolina	1982
83 Small, Torrance (WR) — Alcorn St.	1992-96
99 Smeenge, Joel (DE/LB) — W. Michigan	1990-94
30 Smith, Cedric (FB) — Florida	1991
91 Smith, Brady (DE) — Colorado St.	1996
82 Smith, Irv (TE) — Notre Dame	1993-96
66 Smith, Royce (G) — Georgia	1972-73
11 South, Ronnie (QB) — Arkansas	1968
33 Spears, Ernest (S) — USC	1990
37 Spencer, Jimmy (CB) — Florida	1992-95
29 Spencer, Maurice (CB) — N.C. Central	1974-76, 78
47 Spivey, Mike (CB) — Colorado	1980-81
16 Stabler, Ken (QB) — Alabama	1982-84
90 Stanley, Israel (DE) — Arizona St.	1995
32 Stauch, Scott (RB) — UCLA	1981
27 Sternick, Greg (CB) — Colorado St.	1983
22 Stevens, Howard (RB) — Louisville	1973-74
26 Stewart, Jimmy (SS) — Tulsa	1977
87 Stickles, Monty (TE) — Notre Dame	1968
68 Stieve, Terry (G) — Wisconsin	1976-77
55 Stincic, Tom (LB) — Michigan	1972
52 Stonebreaker, Mike (LB) — Notre Dame	1994
37 Stonebreaker, Steve (LB) — Detroit	1967-68
71 Stokes, Fred (DE) — Georgia Southern	1996
49 Stowers, Tommie (TE) — Missouri	1992-93
33 Strachan, Mike (RB) — Iowa St.	1975-80
58 Strand, Eli (G) — Iowa St.	1967
42 Strong, Jim (RB) — Houston	1971-72
41 Strong, William (CB) — North Carolina St.	1995-96
73 Sturm, Jerry (T/C) — Illinois	1967-70
68 Sturt, Fred (G) — Bowling Green	1978-81
60 Sutherland, Doug (G) — Wisconsin St.	1970
20 Sutton, John (CB) — New Mexico	1987
29 Sutton, Reggie (CB) — Miami (Fla.)	1987-88
15, 14 Sweetan, Karl (QB) — Wake Forest	1968
56 Swilling, Pat (LB) — Georgia Tech	1986-92

T

79 Swinney, Clovis (DT) — Arkansas St.	1970
69 Swopes, Pat (NT) — Mississippi St.	1987, 89
15 Szaro, Rich (K) — Harvard	1975-78
88 Szymakowski, Dave (WR) — West Texas St.	1968
72 Talbert, Don (T) — Texas	1969-70
22 Taylor, Derrick (FS) — North Carolina State	1987
71 Taylor, James (T) — Missouri	1978-81
32 Taylor, Jim (RB) — LSU	1967
29 Taylor, Keith (S) — Illinois	1992-93
77 Taylor, Mike (T) — USC	1969-70
86 Thaxton, James (TE) — Tennessee St.	1976-77
23 Thomas, Charlie (DT) — Tennessee St.	1975
85 Thomas, Curtland (WR) — Missouri	1987
79 Thomas, Henry (G) — Southwest Texas State	1987
89 Thomas, Joe (WR) — Mississippi Valley	1987
17 Thomas, Speedy (WR) — Utah	1973-74
89 Thompson, Audra (WR) — East Texas St.	1981-82
77 Thompson, Bennie (S) — Grambling St.	1989-91
27 Thompson, Bobby (S) — Arizona	1969
65 Thompson, Dave (T) — Clemson	1974-75
96 Thorp, Don (NT) — Illinois	1984
33 Thurman, Junior (DB) — USC	1987
82 Tice, John (TE) — Maryland	1983-92
74 Tilleman, Mike (DT) — Montana	1967-70
71 Tillman, Faddie (DT) — Boise St.	1972
11, 14 Todd, Richard (QB) — Alabama	1984-85
54 Toles, Alvin (LB) — Tennessee	1985-88
32 Toussaint, Darrell (DB) — Northwestern La.	1987
71 Townes, Willie (DE) — Tulsa	1970
65 Trapilo, Steve — (G) — Boston Coll.	1987-90, 92
54 Tubbs, Winfred (LB) — Texas	1994-96
26 Tullis, Willie (CB) — Troy St. (AL)	1985-86
97 Turnbull, Renaldo (DE/LB) — W. Virginia	1990-96
88 Turner, Floyd (WR) — Northwestern La.	1989-93
42 Tyler, Toussaint (RB) — Washington	1981-82

U

62 Uhlenhake, Jeff (C) — Ohio St.	1994-95
----------------------------------------	---------

V

52 Vanderbundt, Skip (LB) — Oregon St.	1978
38 Vandersee, Phil (LB) — Massachusetts	1967
35 Van Wagner, Jim (FB) — Michigan Tech	1978
66 Verstegen, Mike (G) — Wisconsin	1995-96

W

87 Wainright, Frank (TE) — N. Colorado	1991-93
83 Walker, Dwight (WR) — Nicholls St.	1987
78 Walker, Jeff (G) — Memphis St.	1988-89
80 Walker, Mike (DE) — Tulane	1971
85 Walls, Wesley (TE) — Mississippi	1994-95
4 Walsh, Steve (QB) — Miami (Fla.)	1990-93

21 Ward, Carl (S) — Michigan	1969
72 Ward, Chris (T) — Ohio St.	1984
73 Warren, Frank (DE) — Auburn	1981-89, 91-94
55 Washington, Dave (LB) Alcorn St.	1980
88 Waters, Mike (TE) San Diego State	1987
67 Watson, John (T) — Oklahoma	1977-79
61 Watson, Mike (T) — Miami (O.)	1977
49 Wattelet, Frank (FS) — Kansas State	1981-87
44 Waymer, Dave (DB) — Notre Dame	1980-89
85 Weatherspoon, Cephus (WR) — Ft. Lewis Col.	1972
56 Weissenhofer, Ron (LB) — Notre Dame	1987
42 Welch, Claxton (RB) — Oregon	1970
54 Wendryhoski, Joe (C) — Illinois	1967-68
60 Westbrooks, Greg (LB) — Colorado	1975-77
39 Wheelwright, Ernie (RB) — So. Illinois	1967-70
86 Whitaker, Creston (WR) — North Texas St.	1972
61 Whitsell, Dave (CB) — Indiana	1967-69
59 Whittingham, Fred (LB) — Cal Poly-SLO	1967-68
23 Whittle, Ricky (RB) — Oregon	1996
66 Wicker, Tom (G) — Washington St.	1975-76
45 Wicks, Bob (WR) — Utah St.	1974
94 Wilks, Jim (DE/NT) — San Diego St.	1981-93
88 Williams, Brooks (TE) — North Carolina	1978-81
61 Williams, Del (G) — Florida St.	1967-73
90 Williams, James (LB) — Mississippi St.	1990-94
24 Williams, Joe (RB) — Wyoming	1972
45 Williams, John (FB) — Wisconsin	1986
66 Williams, Larry (G) — Notre Dame	1991
69 Williams, Ralph (G) — Southern	1985-86
88 Williams, Richard (WR) — Abilene Christian	1974
65 Williams, Willie (T) — LSU	1984
63 Willis, Donald (G) — North Carolina A&T	1995-96
89 Willis, Len (WR) — Ohio St.	1977
4 Wilmsmeyer, Klaus (P) — Louisville	1995-96
18 Wilson, Dave (QB) — Illinois	1961, 1983-89
42 Wilson, Ray (S) — New Mexico	1994
45 Wilson, Tim (FB) — Maryland	1983-84
18 Wilson, Wade (QB) — East Texas St.	1993-94
30 Wilson, Wayne (FB) — Shepherd	1979-86
71 Winans, Jeff (DT) — USC	1976
80 Winslow, Doug (WR) — Drake	1973
9 Winslow, George (P) — Villanova	1989
92 Winston, DeMont (LB) — Vanderbilt	1990, 92-94
56 Winston, Dennis (LB) — Arkansas	1982-85
68 Winther, Wimpy (C) — Mississippi	1972
24 Woerner, Scott (DB) — Georgia	1987
19 Wood, Gary (QB) — Cornell	1967
65 Woods, Robert (T) — Tennessee St.	1977-80
47 Woodson, Marv (S) — Indiana	1969
34 Word, Barry (RB) — Virginia	1987-88
23 Wyatt, Doug (S) — Tulsa	1970-72

Y

1 Yepremian, Garo (K) — None	1979
65 Young, Bob (G) — Howard Payne	1981
93 Young, Kevin (DE) — Utah State	1987
89 Young, Tyrone (WR) — Florida	1983-84
20 Youngblood, George (S) — Los Angeles St.	1967-68

Z

79 Zanders, Emanuel (G) — Jackson St.	1974-80
34 Zellars, Ray (FB) — Notre Dame	1995-96

SAINTS ALL-TIME NUMERICAL ROSTER

0	Logan, Obert (S) — Trinity	1967
00	Burrough, Ken (WR) — Texas Southern	1970
1	Ricardo, Benny (K) — San Diego St.	1980-81
	Yepremian, Garo (K) — None	1979
2	Lohmiller, Chip (K) — Minnesota	1995
3	Butler, Skip (K) — Texas-Arlington	1971
	Hebert, Bobby (QB) — Northwestern La.	1985-89, 91-92
	Leypoldt, John (K) — None	1978
4	Cofer, Mike (K) — North Carolina State	1987
	Walsh, Steve (QB) — Miami (Fla.)	1990-93
	Wilmsmeyer, Klaus (P) — Louisville	1995-96
5	Kempf, Florian (K) — Pennsylvania	1987
6	Barnhardt, Tommy (P) — N. Carolina	1987, 89-94
7	Andersen, Morten (K) — Michigan St.	1982-94
	Benjamin, Guy (QB) — Stanford	1980
	Linhart, Toni (K) — Austria Tech	1972
8	Manning, Archie (QB) — Mississippi	1971-75, 77-82
9	Feller, Happy (K) — Texas	1972-73
	Kramer, Tommy (QB) — Rice	1990
	Winslow, George (P) — Villanova	1989
10	Barnhardt, Tommy (P) — N. Carolina	1987, 89-94
	Blanchard, Cary (K) — Oklahoma St.	1992
	Brien, Doug (K) — California	1995-96
	Douglass, Bobby (QB) — Kansas	1976-77
	Durkee, Charlie (K) — Okla. St.	1967-68, 1971-72
	Fagan, Julian (P) — Mississippi	1970-72
	Hansen, Brian (P) — Sioux Falls	1984-88
	Jurich, Tom (K) — Northern Arizona	1978
	Mike-Mayer, Steve (K) — Maryland	1978
	O'Neal, Steve (P) — Texas A&M	1973
11	Burns, Ed (QB) — Nebraska	1978-80
	Fourcade, John (QB) — Mississippi	1987-90
	Lee, Bivian (CB) — Prairie View	1971-75
	Ninowski, Jim (QB) — Michigan St.	1969
	South, Ronnie (QB) — Arkansas	1968
	Todd, Richard (QB) — Alabama	1984-85

12	Ingram, Kevin (QB) — East Carolina	1987
	Laufenberg, Babe (QB) — Indiana	1986
	McNeill, Tom (P) — Stephen F. Austin	1967-69
	Scott, Bobby (QB) — Tennessee	1973-82
13	Cipa, Larry (QB) — Michigan	1974-75
	Nussmeier, Doug (QB) — Idaho	1994-96
14	Erleben, Russell (K-P) — Texas	1979-83
	Hargett, Edd (QB) — Texas A&M	1969-72
	Hodson, Tom (QB) — LSU	1995-96
	Riordan, Tim (QB) — Temple	1987
	Sweetan, Karl (QB) — Wake Forest	1968
	Todd, Richard (QB) — Alabama	1984-85
15	Cuozzo, Gary (QB) — Virginia	1967
	Davis, Bob (QB) — Virginia	1973
	Durkee, Charlie (K) — Okla. St.	1967-68, 1971-72
	Fritsch, Toni (K) — None	1982
	Gibbs, Donnie (P) — TCU	1974
	Sweetan, Karl (QB) — Wake Forest	1968
	Szaro, Rich (K) — Harvard	1975-78
16	Blanchard, Tom (P) — Oregon	1974-78
	Buck, Mike (QB) — Maine	1990-93
	Burris, Bo (S) — Houston	1967-69
	Ramsey, Steve (QB) — North Texas St.	1970
	Stabler, Ken (QB) — Alabama	1982-84
17	Everett, Jim (QB) — Purdue	1994-96
	Kilmer, Billy (QB) — UCLA	1967-70
	Partridge, Rick (P) — Utah	1979
	Thomas, Speedy (WR) — Utah	1973-74
18	Guess, Terry (WR) — Gardner-Webb	1996
	Hollas, Hugo (S) — Rice	1970-72
	Wilson, Dave (QB) — Illinois	1981, 1983-89
	Wilson, Wade (QB) — East Texas St.	1993-94
19	Bech, Brett (WR) — LSU	1996
	Dempsey, Tom (K) — Palomar J.C.	1969-70
	McClard, Bill (K) — Arkansas	1973-75
	Merkens, Guido (QB/WR/DB) — Sam Houston	1980-85
	Wood, Gary (QB) — Cornell	1967
20	Brown, Derek (RB) — Nebraska	1993-96
	Felton, Eric (CB) — Texas Tech	1978-80
	Gary, Russell (SS) — Nebraska	1981-86
	Henderson, Othello (S) — UCLA	1993-94
	Howell, Delles (CB) — Grambling	1970-72
	Sutton, John (CB) — New Mexico	1987
	Youngblood, George (S) — Los Angeles St.	1967-68

21	Allen, Eric (CB) — Arizona St.	1995-96
	Boyd, Greg (S) — Arizona	1974
	Brown, Derek (RB) — Nebraska	1993-96
	Douglas, John (CB) — Texas Southern	1967-68
	Gray, David (DB) — East Los Angeles JC	1979
	Hilliard, Dalton (RB) — LSU	1986-93
	Johnson, Earl (CB) — South Carolina	1985
	Krimm, John (S) — Notre Dame	1982
	Moore, Reynaud (CB) — UCLA	1971
	Ramsey, Nate (S) — Indiana	1973
	Reaves, Ken (CB) — Norfolk St.	1974
	Scarpatti, Joe (DB) — North Carolina St.	1970
	Ward, Carl (S) — Michigan	1969
22	Anthony, Tyrone (RB) — North Carolina	1984-85
	Brown, Charlie (RB) — Missouri	1967-68
	Fenerty, Gill (RB) — Holy Cross	1990-91
	Jakes, Van (CB) — Kent St.	1986-88
	Johnson, Benny (CB) — J.C. Smith	1976
	Lewis, Gary (RB) — Arizona St.	1970
	Martin, D'Aragnan (CB) — Kentucky	1971
	Mayes, Michael (CB) — LSU	1989
	Muster, Brad (FB) — Stanford	1993-94
	Neal, Lorenzo (FB) — Fresno St.	1993-96
	Pitts, Elijah (RB) — Philander Smith	1970
	Ray, Ricky (CB) — Norfolk St.	1979-80
	Stevens, Howard (RB) — Louisville	1973-74
	Taylor, Derrick (FS) — North Carolina State	1987
23	Cassady, Craig (DB) — Ohio St.	1977
	Jordan, Buford (FB) — McNeese St.	1986-92
	Marshall, James (DB) — Jackson St.	1980
	Neal, Lorenzo (FB) — Fresno St.	1993-96
	Profit, Joe (RB) — Northeast La.	1973
	Thomas, Charlie (KR) — Tennessee St.	1975
	Whitsell, Dave (CB) — Indiana	1967-69
	Whittle, Ricky (RB) — Oregon	1996
	Wyatt, Doug (S) — Tulsa	1970-72
24	Adkins, Margene (WR) — Henderson J.C.	1972
	Bates, Mario (RB) — Arizona St.	1994-96
	Brown, Derek (RB) — Nebraska	1993-96
	Chapman, Clarence (CB) — Eastern Mich.	1976-80
	Fuller, Johnny (S) — Lamar	1973-75
	Hoage, Terry (DB) — Georgia	1984-85
	Lewis, Marvin (RB) — Tulane	1982
	Mack, Milton (CB) — Alcorn St.	1987-91
	Nevelt, Elijah (CB) — Clark	1967-70
	Williams, Joe (RB) — Wyoming	1972
	Woerner, Scott (DB) — Georgia	1987
25	Bosarge, Wade (DB) — Tulsa	1977
	Dodd, Al (WR) — Northwestern La.	1969-71
	McAfee, Fred (RB) — Mississippi Coll.	1991-93
	McQuay, Leon (RB) — Tampa	1976
	Molden, Alex (CB) — Oregon	1996
	Moore, Jerry (S) — Arkansas	1973-74
	Muster, Brad (FB) — Stanford	1993-94
	Poe, Johnnie (CB) — Missouri	1981-87

Simmons, Jerry (WR) — Bethune-Cookman	1967
26	
Buck, Vince (DB) — Central St. (Oh.)	1990-95
Dawsey, Stacey (WR) — Indiana	1987
Fields, Jitter (PR) — Texas	1984
Harvey, Richard Sr. (DB) — Jackson St.	1971
Heidel, Jimmy (S) — Mississippi	1967
Looney, Joe Don (RB) — Oklahoma	1969
Rogers, Steve (RB) — LSU	1975
Stewart, Jimmy (SS) — Tulsa	1977
Tullis, Willie (CB) — Troy St. (AL)	1985-86
27	
Brown, Ray (SS) — West Texas St.	1978-80
Gibson, Antonio (SS) — Cincinnati	1986-89, 92
Jones, Reginald (CB) — Memphis St.	1991-94
Jones, Selwyn (CB) — Colorado St.	1994
McNeill, Rod (RB) — USC	1974-75
Roberts, Walt (WR) — San Jose St.	1967
Sternick, Greg (CB) — Colorado St.	1983
Thompson, Bobby (S) — Arizona	1969
28	
Atkins, Gene (S) — Florida A&M	1987-93
Fichtner, Ross (S) — Purdue	1968
Ford, James (RB) — Texas Southern	1971-72
Harding, Greg (DB) — Nicholls St.	1984
Hoskins, Derrick (S) — Southern Miss	1996
Hurley, Bill (DB) — Syracuse	1982-83
Maxson, Alvin (RB) — SMU	1974-76
Shy, Don (RB) — San Diego St.	1969
29	
Clark, Vinnie (CB) — Ohio St.	1994
Glenn, Vencie (S) — Indiana St.	1991
Hayes, Billie (CB) — San Diego St.	1972
Howard, Gene (CB) — Langston	1968-70
Johnson, Undra (RB) — West Virginia	1989
Lewis, Rodney (CB) — Nebraska	1982-84
McMillian, Mark (CB) — Alabama	1996
Ogden, Ray (WR) — Alabama	1967
Spencer, Maurice (CB) — N.C. Central	1974-76, 78
Sutton, Reggie (CB) — Miami (Fla.)	1987-88
Taylor, Keith (S) — Illinois	1992-93
30	
Alexander, Vincent (FB) — Southern Miss	1987
Harris, Bill (RB) — Colorado	1971
Jackson, Ernie (CB) — Duke	1972-77
Kelley, Les (RB) — Alabama	1967-69
Newman, Anthony (S) — Oregon	1995-96
Shaw, Bob (WR) — Winston-Salem St.	1970
Smith, Cedric (FB) — Florida	1991
Wilson, Wayne (FB) — Shepherd	1979-86
31	
Taylor, Jim (RB) — LSU	1967
32	
Barrington, Tom (RB) — Ohio St.	1967-70
DeRatt, Jim (DB) — North Carolina	1975
Dunbar, Vaughn (RB) — Indiana	1992, 94-95
Frazier, Paul (RB) — Northwestern La.	1989

Hunter, Earnest (RB) — Southeast Okla.1996
 Jones, Kim (FB) — Colorado St.1976-79
 Lee, Mark (CB) — Washington1991
 Minor, Lincoln (RB) — New Mexico St.1973
 Perry, Vernon (S) — Jackson St.1983
 Stauch, Scott (RB) — UCLA1981
 Toussaint, Darrell (DB) — Northwestern La.1987

33
 Gray, Kevin (DB) — Eastern Illinois1982
 Hughes, Tyrone (CB) — Nebraska1993-96
 Preece, Steve (DB) — Oregon St.1969
 Schultz, Randy (RB) — St. Coll. of Iowa1967-68
 Spears, Ernest (S) — USC1990
 Strachan, Mike (RB) — Iowa St.1975-80
 Thurman, Junior (DB) — USC1987

34
 Bell, Carlos (TE) — Houston1971
 Galbreath, Tony (RB) — Missouri1976-80
 Heyward, Craig (FB) — Pittsburgh1988-92
 Johnson, Bobby (DB) — Texas1983-84, 1986
 Loric, Tony (RB) — Arizona St.1968-69
 Phillips, Jess (RB) — Michigan St.1973-74
 Rodenberger, Jeff (FB) — Maryland1987
 Word, Barry (RB) — Virginia1987-88
 Zellars, Ray (FB) — Notre Dame1995-96

35
 Campbell, Earl (RB) — Texas1984-85
 Davis, Ted (LB) — Georgia Tech1967-69
 Gresham, Bob (RB) — West Virginia1971-72
 Matthews, Henry (RB) — Michigan St.1973
 Morse, Bobby (FB) — Michigan St.1989-91
 Otis, Jim (RB) — Ohio St.1970
 Pahukoa, Shane (S) — Washington1995
 Van Wagner, Jim (FB) — Michigan Tech1978

36
 Boykin, Greg (RB) — Northwestern1977
 Brown, Bob (TE) — Alcorn A&M1972-73
 Burchfield, Don (TE) — Ball St.1971
 Davis, Dick (RB) — Nebraska1970
 Jennings, Stanford (RB) — Furman1991
 Jones, Andrew (RB) — Washington St.1975-76
 McCall, Don (RB) — USC1967-68, 1970
 Mayes, Rueben (RB) — Washington St.1986-88, 90
 Ned, Derrick (FB) — Grambling St.1993-95
 Nyval, Vic (RB) — Northwestern La.1970

37
 Cherry, Je'Rod (S) — California1996
 Gray, Mel (RB) — Purdue1986-88
 Myers, Tommy (S) — Syracuse1972-81
 Spencer, Jimmy (CB) — Florida1992-95
 Stonebreaker, Steve (LB) — Detroit1967-68
 Thompson, Bennie (S) — Grambling St.1989-91

38
 Baker, Tony (RB) — Iowa St.1968-71
 Butler, Bill (RB) — Kansas State1972-74
 Nicholson, Calvin (CB) — Oregon St.1989-91
 Rogers, George (HB) — South Carolina1981-84
 Vandersea, Phil (LB) — Massachusetts1967

39
 Covington, John (S) — Notre Dame1995
 LaGrand, Morris (RB) — Tampa1975
 Lawson, Odell (RB) — Langston1973-74
 Lee, Carl (DB) — Marshall1994
 Maxie, Brett (S) — Texas Southern1985-93
 Wheelwright, Ernie (RB) — So. Illinois1967-70

40
 Adams, Michael (DB) — Arkansas St.1987-88
 Granger, Hoyle (RB) — Mississippi St.1971
 Gros, Earl (RB) — LSU1970
 Hilliard, Dalton (RB) — LSU1986-93
 Knafele, Greg (TE) — Notre Dame1983
 Marsalis, Jim (S) — Tennessee St.1977
 Massey, Robert (CB) — N.C. Central1989-90
 Schmidt, Terry (CB) — Ball St.1974-75

41
 Cook, Toi (CB) — Stanford1987-93
 Gilliam, John (WR) — S. Carolina St.1967-68, 1977
 Newland, Bob (WR) — Oregon1971-74
 Rogers, Jimmy (RB) — Oklahoma1980-84
 Strong, William (CB) — North Carolina St.1995-96

42
 Gilliam, John (WR) — S. Carolina St.1967-68, 1977
 McCleskey, J.J. (WR/S) — Tennessee1993-96
 McLemore, Dana (DB) — Hawaii1986
 Muncie, Chuck (RB) — California1976-80
 Parker, Joel (WR) — Florida1974-75, 77
 Strong, Jim (RB) — Houston1971-72
 Tyler, Toussaint (RB) — Washington1981-82
 Welch, Claxton (RB) — Oregon1970
 Wilson, Ray (S) — New Mexico1994

43
 Collins, Larry (RB) — Texas A&I1980
 Fowler, Bobby (FB) — Louisiana Tech1984-85
 Jean Batiste, Garland (FB) — LSU1987
 Kopay, Dave (LB) — Washington1971
 Legette, Tyrone (CB) — Nebraska1992-95
 Lyons, Dicky (S) — Kentucky1970
 Phillips, Kim (CB) — North Texas1989

44
 Cordill, Ollie (P) — Memphis St.1969
 Crist, Chuck (S) — Penn St.1975-77
 Farasopolos, Chris (S) — Brigham Young1974
 Fink, Mike (CB) — Missouri1973
 McCleskey, J.J. (WR/S) — Tennessee1993-96
 Rose, George (CB) — Auburn1967
 Waymer, Dave (DB) — Notre Dame1980-89

45
 Athas, Pete (S) — Tennessee1976
 Byrd, Israel (CB) — Utah St.1993-95
 Green, Arthur (RB) — Albany St.1972
 Heyward, Craig (FB) — Pittsburgh1988-92
 Holmes, Jack (RB) — Texas Southern1978-82
 Johnson, Nate (RB) — Texas Southern1987
 Jordan, Jimmy (RB) — Florida1967
 Kimbrough, Elbert (S) — Northwestern1968
 Petry, Stan (CB) — Texas Christian1991

Williams, John (FB) — Wisconsin1986
 Wilson, Tim (FB) — Maryland1983-84
 46
 Abramowicz, Dan (WR) — Xavier (Ohio)1967-73
 Gajan, Hokie (FB) — LSU1982-85
 Kearney, Jim (S) — Prairie View1976
 Lumpkin, Sean (S) — Minnesota1992-96

47
 Austin, Cliff (RB) — Clemson1983
 Beverly, Dwight (RB) — Illinois1987
 Cortez, Bruce (CB) — Parsons1967
 Davis, Travis (S) — Notre Dame1995
 DeGrenier, Jack (RB) — Texas-Arlington1974
 Dusenberry, Bill (RB) — J.C. Smith1970
 Jackson, Greg (S) — LSU1996
 Mack, Cedric (CB) — Baylor1992-93
 Rackley, David (DB) — Texas Southern1985
 Robinson, Virgil (RB) — Grambling1971-72
 Spivey, Mike (CB) — Colorado1980-81
 Woodson, Marv (S) — Indiana1969

48
 Livingston, Andy (RB) — Phoenix JC1969-70
 Schwartz, Don (SS) — Washington St.1978-80

49
 Hazelton, Major (DB) — Florida A&M1970
 McGill, Ralph (S) — Tulsa1978-79
 Owens, Artie (WR) — West Virginia1980
 Stowers, Tommie (TE) — Missouri1992-93
 Wattel, Frank (FS) — Kansas State1981-87
 Wicks, Bob (WR) — Utah St.1974

50
 Bordelon, Ken (LB) — LSU1976-77, 79-82
 Del Rio, Jack (LB) — USC1985-86
 James, Philip (C) — Southern1987
 Johnson, John (LB) — Clemson1995
 Kupp, Jake (G) — Washington1967-75

51
 Capone, Warren (LB) — LSU1976
 Chambers, Rusty (LB) — Tulane1975-76
 Childs, Ron (LB) — Washington St.1995
 Croom, Sylvester (C) — Alabama1975
 Crosby, Ron (LB) — Penn St.1978
 Didion, John (LB-C) — Oregon St.1971-74
 Fraser, Jim (P) — Wisconsin1968
 Holloway, Stan (LB) — California1980
 McCoy, Larry (LB) — Lamar1987
 Mills, Sam (LB) — Montclair St.1986-94
 Paul, Whitney (LB) — Colorado1982-85
 Saul, Bill (LB) — Penn State1969

52
 Emanuel, Frank (LB) — Tennessee1970
 Forde, Brian (LB) — Washington St.1988-91
 Harvey, Richard Jr. (LB) — Tulane1995-96
 Huard, John (LB) — Maine1971
 Jacobs, Harry (LB) — Bradley1970
 Kovach, Jim (LB) — Kentucky1979-85
 Lemon, Mike (LB) — Kansas1975

Palmer, Dick (LB) — Kentucky1972-73
 Stonebreaker, Mike (LB) — Notre Dame1994
 Vanderbunt, Skip (LB) — Oregon St.1978

53
 Absher, Dick (LB) — Maryland1969-71
 Davis, Don (LB) — Kansas1996
 Fourcade, Keith (LB) — Mississippi1987
 Green, Sammy (LB) — Florida1980
 Hart, Tommy (DE) — Morris Brown1980
 Hobbs, Billy (LB) — Texas A&M1972
 Johnson, Vaughan (LB) — N.C. State1986-93
 Kingree, Rick (LB) — Tulane1973-77
 Pelluer, Scott (LB) — Washington St.1981-85, 87
 Simmons, Dave (LB) — Georgia Tech1967

54
 Hughes, Pat (LB) — Boston U.1977-79
 Lindsey, Dale (LB) — Western Kentucky1973
 Middleton, Rick (LB) — Ohio St.1974-75
 Roe, Bill (LB) — Colorado1987
 Roussel, Tom (LB) — Southern Mississippi1971-72
 Ryzek, Paul (C) — Virginia1981
 Simonini, Ed (LB) — Texas A&M1982
 Toles, Alvin (LB) — Tennessee1985-88
 Tubbs, Winfred (LB) — Texas1994-96
 Wendryhoski, Joe (C) — Illinois1967-68

55
 Burkett, Jackie (LB) — Auburn1967-70
 Coleman, Don (LB) — Michigan1974-75
 Creech, Bob (LB) — TCU1973
 DeForest, Joe (LB) — Southwestern La.1987
 Fields, Mark (LB) — Washington St.1995-96
 Flanagan, Jim (LB) — Pittsburgh1971
 Freeman, Reggie (LB) — Florida St.1993
 Kohlbrand, Joe (LB) — Miami (Fla.)1985-89
 Nairne, Rob (LB) — Oregon1981-83
 Rice, Floyd (LB) — Alcorn St.1978
 Ross, Scott (LB) — USC1991
 Stincic, Tom (LB) — Michigan1972
 Washington, Dave (LB) — Alcorn St.1980

56
 Dixon, Ernest (LB) — South Carolina1994-96
 Farber, Hap (LB) — Mississippi1970
 Ferguson, Jim (LB) — USC1968
 Gross, Lee (C) — Auburn1975-77
 Hall, Willie (LB) — USC1972-73
 Mathis, Reggie (LB) — Oklahoma1979-80
 Reboue, Rusty (LB) — Nicholls St.1978
 Swilling, Pat (LB) — Georgia Tech1986-92
 Weissenhofer, Ron (LB) — Notre Dame1987
 Winston, Dennis (LB) — Arkansas1982-85

57
 Coombs, Larry (C) — Idaho1980
 Jackson, Rickey (LB) — Pittsburgh1981-93
 Merlo, Jim (LB) — Stanford1973-74, 76-79
 Morgan, Mike (LB) — LSU1969-70

58
 Conner, Darion (LB) — Jackson St.1994
 Federspiel Joe (LB) — Kentucky1972-80

Jones, Brian (LB) — Texas1995-96
 Leach, Scott (LB) — Ohio State1987
 Redd, Glen (LB) — Brigham Young1981, 83-86
 Strand, Eli (G) — Iowa St.1967

59
 Campen, James (C/G) — Tulane1987-88
 Colman, Wayne (LB) — Temple1969-74, 76
 Evans, Chuck (LB) — Stanford1980-81
 Martin, Chris (LB) — Auburn1983
 Porter, Rufus (LB) — Southern1995-96
 Whittingham, Fred (LB) — Cal Poly-SLO1967-68

60
 Cunningham, Carl (LB) — Houston1971
 Kennard, Derek (G) — Nevada-Reno1991-93
 Korte, Steve (C) — Arkansas1983-90
 Novitsky, Craig (C/T) — UCLA1994-96
 Reese, Don (DE) — Jackson St.1978-80
 Schweda, Brian (DE) — Kansas1967-68
 Sutherland, Doug (G) — Wisconsin St.1970
 Westbrook, Greg (LB) — Colorado1975-77

61
 Adams, Sam (G) — Prairie View1981
 Hilgenberg, Joel (C/G) — Iowa1984-93
 King, Ed (G) — Auburn1995-96
 Loberg, Greg (G/T) — California1987
 Watson, Mike (T) — Miami (O.)1977
 Williams, Del (G) — Florida St.1967-73

62
 Gammon, Kendall (C) — Pittsburg St. (Kan.)1996
 Gwinn, Ross (G) — Northwestern La.1968
 Hilgenberg, Jay (C) — Iowa1993
 Hill, John (C) — Lehigh1975-84
 Leggett, Brad (C) — USC1990-91
 Uhlenhake, Jeff (C) — Ohio St.1994-95

63
 Baumgartner, Steve (DE) — Purdue1973-77
 Bennett, Barry (DE) — Concordia (Minn.)1978-81
 Davis, Norman (G) — Grambling1969
 Dunbar, Karl (DE) — LSU1993
 Edelman, Brad (G) — Missouri1982-89
 Finnie, Roger (T) — Florida A&M1979
 Schmidt, Roy (G) — Long Beach St.1967-68
 Willis, Donald (G) — North Carolina A&T1995-96

64
 Adams, Scott (G) — Georgia1994
 Elliott, Ted (NT) — Mankato State1987
 Hester, Ray (LB) — Tulane1971-73
 Lafary, Dave (T) — Purdue1977-85
 Maurer, Andy (G) — Oregon1974

65
 Carr, Tom (DE) — Morgan St.1968
 Carter, David (C) — Western Kentucky1984-85
 Prudhomme, Remi (G/C) — LSU1971-72
 Schreiber, Adam (G) — Texas1985
 Thompson, Dave (T) — Clemson1974-75
 Trapilo, Steve (G) — Boston Coll.1987-90, 92
 Williams, Willie (T) — LSU1994

Woods, Robert (T) — Tennessee St.1977-80
 Young, Bob (G) — Howard Payne1981

66
 Cody, Bill (LB) — Auburn1967-70
 Commiskey, Chuck (G) — Mississippi1986-88
 Dobler, Conrad (G) — Wyoming1978-79
 Knowles, David (T) — Indiana1977
 Oubre, Louis (G) — Oklahoma1982-84
 Rasley, Rocky (G) — Oregon St.1974
 Smith, Royce (G) — Georgia1972-73
 Versteegen, Mike (G) — Wisconsin1995-96
 Wickert, Tom (G) — Washington St.1975-76
 Williams, Larry (G) — Notre Dame1991

67
 Brock, Stan (T) — Colorado1980-92
 Harvey, George (G) — Kansas1967
 Kuziel, Bob (C) — Pittsburgh1972
 LaPorta, Phil (T) — Penn State1974-75
 McCollum, Andy (G) — Toledo1994-96
 Shinnars, John (G) — Xavier (Ohio)1969-71
 Watson, John (T) — Oklahoma1977-79

68
 Housman, Walter (T/G) — Upsala1987
 Jetton, Paul (G) — Texas1992-93
 Kline, Alan (T) — Ohio St.1994-95
 Neal, Richard (DE) — Southern1969-72, 1978
 Saindon, Pat (G) — Vanderbilt1986
 Stieve, Terry (G) — Wisconsin1976-77
 Sturt, Fred (G) — Bowling Green1978-81
 Winther, Wimpy (C) — Mississippi1972

69
 Ackerman, Tom (C/G) — E. Washington1996
 Dalton, Oakley (DT) — Jackson St.1977
 Fifer, Bill (G) — West Texas St.1978
 Hudson, Nat (G) — Georgia1981
 Miller, Les (NT) — Ft. Hays St.1991-94
 Swoopes, Pat (NT) — Mississippi St.1987, 89
 Williams, Ralph (G) — Southern1985-86

70
 Contz, Bill (T) — Penn State1986-88
 Haverdink, Kevin (T) — Western Michigan1989-91
 Holden, Sam (T) — Grambling1971
 Hubbard, Dave (T) — Brigham Young1977
 Meseroll, Mark (T) — Florida St.1978
 Port, Chris (G/T) — Duke1991-95
 Robinson, Craig (T) — Houston1972-73
 Rourke, Jim (T) — Boston College1985

71
 Anderson, Dick (T) — Ohio St.1967
 Cooper, Richard (T) — Tennessee1990-95
 Fersen, Paul (T) — Georgia1973-74
 Kaplan, Ken (T) — New Hampshire1987
 McCormick, Dave (T) — LSU1967-68
 Merrill, Casey (DT) — Cal-Davis1986
 Perot, Petey (G) — Northwestern La.1985
 Schumacher, Kurt (G) — Ohio St.1975-77
 Stokes, Fred (DE) — Georgia Southern1996
 Taylor, James (T) — Missouri1978-81

Tillman, Faddie (DT) — Boise St.1972
 Townes, Willie (DE) — Tulsa1970
 Winans, Jeff (DT) — USC1976

72
 Dombrowski, Jim (G/T) — Virginia1986-96
 Fultz, Mike (DT) — Nebraska1977-80
 Gray, Leon (T) — Jackson St.1982-83
 Hart, Jeff (T) — Oregon St.1976
 Leggett, Earl (DT) — LSU1967-68
 Owens, Joe (DE) — Alcorn A&M1971-75
 Talbert, Don (T) — Texas1969-70
 Ward, Chris (T) — Ohio St.1984

73
 Campbell, Joe (DE) — Maryland1977-80
 Mooring, John (T) — Tampa1974
 Sandeman, Bill (T) — Pacific1967
 Sturm, Jerry (T/C) — Illinois1967-70
 Warren, Frank (DE) — Auburn1981-89, 91-94

74
 Carroll, Herman (DE) — Mississippi St.1994
 Gray, Cecil (T) — North Carolina1993
 Gregory, Ted (NT) — Syracuse1988
 Haverdink, Kevin (T) — Western Michigan1989-91
 Jones, Clarence (T) — Maryland1996
 Leach, William (G/T) — N.C. State1987
 Mooers, Doug (DE) — Whittier1971-72
 Moore, Derland (NT) — Oklahoma1973-85
 Tilleman, Mike (DT) — Montana1967-70

75
 Clark, Bruce (DE) — Penn State1982-88
 Crangle, Mike (DE) — Tennessee-Martin1972
 McCormick, Dave (T) — LSU1967-68
 Marrone, Doug (G) — Syracuse1989
 Palmer, Emile (DT) — Syracuse1996
 Price, Elex (DT) — Alcorn St.1973-80
 Rengel, Mike (DT) — Hawaii1969
 Richey, Mike (T) — North Carolina1970
 Rollins, Baron (G) — Louisiana Tech1994

76
 Board, Dwaine (DE) — North Carolina A&T1988
 Davidson, Jeff (T) — Ohio St.1994
 Hills, Keno (T) — Southwestern La.1996
 Hunt, Kevin (T) — Doane1978
 McGuire, Gene (C) — Notre Dame1992
 Morrison, Don (T) — Texas-Arlington1971-77
 Pietzak, Jim (C) — Eastern Michigan1979-84
 Rowe, Dave (DT) — Penn State1967-70
 Shaw, Rickie (T) — North Carolina1993

77
 Anderson, Gary (G) — Stanford1978
 Boeke, Jim (T) — Heidelberg1968
 Boyarsky, Jerry (NT) — Pittsburgh1981
 Gilbert, Daren (T) — Cal State-Fullerton1985-88
 Goich, Dan (DT) — California1971
 Johnson, Carl (G) — Nebraska1972-73
 Montgomery, Marv (T) — USC1976-77
 Rissmiller, Ray (T) — Georgia1967
 Roaf, William (T) — Louisiana Tech1993-96

Taylor, Mike (T) — USC1969-70
 78
 Backes, Tom (G) — Oklahoma1993
 Clark, Kelvin (G) — Nebraska1982-85
 Grooms, Elois (DE) — Tennessee Tech1975-81
 Hines, Glen Ray (T) — Arkansas1971-72
 Jones, Jerry (T) — Bowling Green1967-69
 Keim, Mike (T) — Brigham Young1991
 Knight, Shawn (DE) — Brigham Young1987
 Linden, Errol (T) — Houston1969-70
 Newsome, Billy (DE) — Grambling1973-74
 Roth, Tom (C/G) — Southern Illinois1994
 Walker, Jeff (G) — Memphis St.1988-89

79
 Cordileone, Lou (DT) — Clemson1967-68
 Derby, Glenn (T) — Wisconsin1989-90
 Epps, Tony (DT) — Memphis St.1995
 Slaughter, Chuck (T) — South Carolina1982
 Swinney, Clovis (DT) — Arkansas St.1970
 Thomas, Henry (G) — Southwest Texas State1987
 Zanders, Emanuel (G) — Jackson St.1974-80

80
 Banks, Gordon (WR) — Stanford1980-81
 Barnwell, Malcolm (WR) — Virginia Union1985
 Burton, Larry (WR) — Purdue1975-77
 Carroll, Wesley (WR) — Miami (Fla.)1991-92
 Dawsey, Stacey (WR) — Indiana1987
 Dowdell, Marcus (WR) — Tennessee St.1992-93
 Garcia, Jim (DE) — Purdue1967
 Harris, Herbert (WR) — Lamar1986-87
 Havriak, Sam (WR) — Bucknell1974
 Jeffries, Haywood (WR) — N.C. State1996
 Johnson, Tyrone (WR) — Western (Col.) St.1994
 McCullough, Earl (WR) — USC1974
 Miller, Mike (WR) — Tennessee1985
 Perriman, Brett (WR) — Miami (Fla.)1988-90
 Scott, Lindsay (WR) — Georgia1982-85
 Walker, Mike (DE) — Tulane1971
 Winslow, Doug (WR) — Drake1973

81
 Anderson, Jesse (TE) — Mississippi St.1993
 Atkins, Doug (DE) — Tennessee1967-69
 Haynes, Michael (WR) — Northern Arizona1994-96

82
 Brewer, Johnny (LB) — Mississippi1968-70
 Gottschalk, Darren (TE) — Cal Lutheran1987
 Harris, Ike (WR) — Iowa St.1978-81
 O'Neal, Ken (TE) — Oklahoma State1987
 Pollard, Bob (DE) — Weber St.1971-77
 Smith, Irv (TE) — Notre Dame1993-96
 Tice, John (TE) — Maryland1983-92

83
 Benson, Cliff (TE) — Purdue1987-88
 Burke, Vern (TE) — Oregon St.1967
 Duckett, Kenny (WR) — Wake Forest1983-84
 Edwards, Kelvin (WR) — Liberty Baptist1986
 Garrett, Len (TE) — New Mexico Highlands1973-75
 Hamilton, Andy (WR) — LSU1975

Owens, Tinker (WR) — Oklahoma1976, 1978-80
 Parks, Dave (TE) — Texas Tech1968-72
 Roaches, Carl (KR) — Texas A&M1985
 Scales, Greg (TE) — Wake Forest1988-91
 Small, Torrance (WR) — Alcorn St.1992-96
 Walker, Dwight (WR) — Nicholls St.1987

84
 Estes, Lawrence (DE) — Alcorn A&M1970-71
 Hester, Jim (TE) — North Dakota1967-69
 Martin, Eric (WR) — LSU1985-93
 Mauti, Rich (WR) — Penn State1977-80, 82-83
 Miller, Junior (TE) — Nebraska1984
 Rhem, Steve (WR) — Minnesota1994-95
 Riley, Preston (WR) — Memphis St.1973
 Seal, Paul (TE) — Michigan1974-76

85
 Beasley, John (TE) — California1973-74
 Brenner, Hoby (TE) — USC1981-93
 Childs, Henry (TE) — Kansas St.1974-80
 Green, Paul (TE) — USC1996
 Poage, Ray (TE) — Texas1967-70
 Thomas, Curtland (WR) — Missouri1987
 Walls, Wesley (TE) — Mississippi1994-95
 Weatherspoon, Cephus (WR) — Ft. Lewis Col.1972

86
 Alphin, Gerald (WR) — Kansas St.1990-91
 Baker, Melvin (WR) — Michigan1975
 Benson, Cliff (TE) — Purdue1987-88
 Botkin, Kirk (TE) — Arkansas1994-95
 Caster, Rich (TE) — Jackson St.1981
 Colchico, Dan (DE) — San Jose St.1969
 Davis, Dave (WR) — Tennessee St.1974
 Donovan, Tom (WR) — Penn State1980
 Dowdell, Marcus (WR) — Tennessee St.1992-93
 Dunbar, Jubilee (WR) — Southern1973
 Groth, Jeff (WR) — Bowling Green1981-85
 Hall, Tom (WR) — Minnesota1967
 Harris, Rod (WR) — Texas A&M1989
 Harrison, Victor (WR) — North Carolina1987
 Johnson, Tony (TE) — Alabama1996
 Jones, Mike (WR) — Tennessee St.1986-87, 1989
 Lipps, Louis (WR) — Southern Mississippi1992
 Martini, Rich (WR) — Cal-Davis1981
 Newman, Patrick (WR) — Utah St.1991-93
 Thaxton, James (TE) — Tennessee St.1976-77
 Whitaker, Creston (WR) — North Texas St.1972
 Williams, Richard (WR) — Abilene Christian1974

87
 DeRamus, Lee (WR) — Wisconsin1995-96
 Hardy, Larry (TE) — Jackson St.1978-85
 Herrmann, Don (WR) — Waynesburg St.1975-77
 Hill, Lonzell (WR) — Washington1987-90
 Kelly, Mike (TE) — Davidson1973
 Neal, Richard (DE) — Southern1969-72, 1978
 Scott, Malcolm (TE) — LSU1987
 Stickles, Monty (TE) — Notre Dame1968
 Wainright, Frank (TE) — N. Colorado1991-93

88
 Bass, Don (TE) — Houston1982

Dorris, Andy (DE) — New Mexico St.1973-76
 Goodlow, Eugene (WR) — Kansas State1983-86
 Hart, Ben (S) — Oklahoma1967
 Hyatt, Fred (WR) — Auburn1973
 Lusk, Hendrick (TE) — Utah1996
 Mitchell, Derrell (WR) — Texas Tech1994
 Parker, Joel (WR) — Florida1974-75, 77
 Pattison, Mark (WR) — Washington1987-88
 Szymakowski, Dave (WR) — West Texas St.1968
 Turner, Floyd (WR) — Northwestern La.1989-93
 Waters, Mike (TE) — San Diego State1987
 Williams, Brooks (TE) — North Carolina1978-81

89
 Askson, Bert (TE) — Texas Southern1973
 Chandler, Wes (WR) — Florida1978-81
 Chapman, Gil (WR) — Michigan1975
 Clark, Robert (WR) — N.C. Central1987-88
 Early, Quinn (WR) — Iowa1991-95
 Hayes, Mercury (WR) — Michigan1996
 Jones, Mike (WR) — Tennessee St.1986-87, 1989
 Kramer, Kent (TE) — Minnesota1967
 Long, Dave (DE) — Iowa1969-72
 Shepard, Derrick (WR) — Oklahoma1989
 Thomas, Joe (WR) — Mississippi Valley1987
 Thompson, Aundra (WR) — East Texas St.1981-82
 Willis, Len (WR) — Ohio St.1977
 Young, Tyrone (WR) — Florida1983-84

90
 Johnson, Walter (LB) — Louisiana Tech1989
 Stanley, Israel (DE) — Arizona St.1995
 Williams, James (LB) — Mississippi St.1990-94

91
 Bennett, Monte (DT) — Kansas State1981
 Goff, Robert "Pig" (NT) — Auburn1990-95
 Marchiol, Ken (LB) — Mesa (Colo.)1987
 Smith, Brady (DE) — Colorado St.1996

92
 Haynes, James (LB) — Mississippi Valley1984-89
 McIntosh, Toddrick (DE) — Florida St.1995
 Mickell, Darren (DE) — Florida1996
 Winston, DeMond (LB) — Vanderbilt1990, 92-94

93
 Lewis, Gary (NT) — Oklahoma St.1983
 Martin, Wayne (DE/DT) — Arkansas1989-96
 Young, Kevin (DE) — Utah State1987

94
 Johnson, Joe (DE) — Louisville1994-96
 Wilks, Jim (DE/NT) — San Diego St.1981-93

95
 Brannon, Robert (DE) — Arkansas1987
 Davis, Travis (NT) — Michigan St.1990
 Dixon, Ronnie (NT) — Cincinnati1993
 Dumbauld, Jonathan (DE) — Kentucky1986, 88
 Jones, Ernest (DE) — Oregon1995
 Robbins, Austin (DT) — North Carolina1996

96
 Andrus, Sheldon (NT) — Nicholls State1986-87
 Faulkner, Jeff (DE) — Southern1993
 Gunn, Mark (DE) — Pittsburgh1994
 Jeffries, Dameian (DE) — Alabama1995
 Parker, Steve (DE) — Idaho1980
 Simmons, Michael (DE) — Mississippi St.1989-90
 Thorp, Don (NT) — Illinois1984

97
 Geathers, James (DE) — Wichita St.1984-89
 Turnbull, Renaldo (DE/LB) — W. Virginia1990-96

98
 Hanna, Jim (NT) — Louisville1994
 Hodge, Milford (DE) — Washington St.1986
 Lewis, Reggie (DE) — San Diego St.1982-84

99
 Broughton, Willie (DT) — Miami (Fla.)1995-96
 Elliott, Tony (NT) — North Texas St.1982-88
 Smeenge, Joel (DE/LB) — W. Michigan1990-94

Morris, Chris (T) — Indiana1975

SAINTS IN PRO BOWL

- 1967 — Dave Whitsell, cornerback.
 1968 — Dave Rowe, defensive tackle.
 1969 — Tom Dempsey, kicker; Jake Kupp, guard; Tony Baker and Andy Livingston, running backs; Tom Fears, coach.
 1978 — Archie Manning, quarterback.
 1979 — Wes Chandler, wide receiver; Henry Childs, tight end; Archie Manning, quarterback; Chuck Muncie, running back; Tommy Myers, safety.
 1981 — George Rogers, running back.
 1982 — George Rogers, running back.
 1983 — Rickey Jackson, linebacker.
 1984 — Bruce Clark, defensive end; Brian Hansen, punter; Rickey Jackson, linebacker
 1985 — Morten Andersen, kicker; Rickey Jackson, linebacker.
 1986 — Morten Andersen, kicker; Rickey Jackson, linebacker. *Rueben Mayes, running back.
 1987 — Morten Andersen, kicker; Hoby Brenner, tight end; Brad Edelman, guard; *Rueben Mayes, running back; Sam Mills, linebacker; Dave Waymer, cornerback.
 1988 — Morten Andersen, kicker; Eric Martin, wide receiver; Sam Mills, linebacker.
 1989 — Dalton Hilliard, running back; Vaughan Johnson, linebacker; Pat Swilling, linebacker.
 1990 — Morten Andersen, kicker; Vaughan Johnson, linebacker; Pat Swilling, linebacker.
 1991 — Vaughan Johnson, linebacker; Sam Mills, linebacker, Pat Swilling, linebacker; Bennie Thompson, special teams.
 1992 — Morten Andersen, kicker; Joel Hilgenberg, center; Rickey Jackson, linebacker; Vaughan Johnson, linebacker; Sam Mills, linebacker; Pat Swilling, linebacker.
 1993 — Tyrone Hughes, return specialist; Rickey Jackson, linebacker, Renaldo Turnbull, linebacker
 1994 — Wayne Martin, defensive end; William Roaf, tackle
 1995 — Eric Allen, cornerback; William Roaf, tackle.
 1996 — William Roaf, tackle.

*Injured, did not play



SAINTS LEADERS BY YEARS

RUSHING

	Att.	Yds.	Avg.	Long	TD
1967 — Jim Taylor	130	390	3.0	16	2
1968 — Don McCall	155	637	4.1	48	4
1969 — Andy Livingston	181	761	4.2	18	5
1970 — Tony Baker	82	337	4.1	27	5
1971 — Jim Strong	95	404	4.3	39	3
1972 — Bob Gresham	120	381	3.2	23	3
1973 — Jess Phillips	198	663	3.3	20	0
1974 — Alvin Maxson	165	714	4.3	66t	2
1975 — Mike Strachan	161	668	4.1	21	2
1976 — Chuck Muncie	148	652	4.4	51	2
1977 — Chuck Muncie	201	811	4.0	36	6
1978 — Tony Galbreath	186	635	3.4	20	5
1979 — Chuck Muncie	238	1198	5.0	69t	11
1980 — Jimmy Rogers	80	366	4.6	24	1
1981 — George Rogers	378	1674	4.4	79t	13
1982 — George Rogers	122	535	4.4	38	3
1983 — George Rogers	256	1144	4.5	76t	5
1984 — George Rogers	239	914	3.8	28	2
1985 — Wayne Wilson	168	645	3.8	41t	1
1986 — Rueben Mayes	286	1353	4.7	50	8
1987 — Rueben Mayes	243	917	3.8	38	5
1988 — Dalton Hilliard	204	823	4.0	36	5
1989 — Dalton Hilliard	344	1262	3.7	40	13
1990 — Craig Heyward	129	599	4.6	47t	4
1991 — Fred McAfee	109	494	4.5	34	2
1992 — Vaughn Dunbar	154	565	3.7	25	3
1993 — Derek Brown	180	705	3.9	60	2
1994 — Mario Bates	151	579	3.8	40	6
1995 — Mario Bates	244	951	3.9	66t	7
1996 — Mario Bates	164	584	3.6	33	4

LONGEST RUNS

1967 — Don McCall, 48t at Washington 12-17
1968 — Don McCall, 48 vs. Washington 9-22
1969 — Tony Baker, 54 at St. Louis 11-2
1970 — Tony Baker, 27 at St. Louis 10-11
1971 — Jim Strong, 39 at San Francisco 11-14
1972 — Bill Butler, 27 at Atlanta 11-12
1973 — Archie Manning, 23 at Los Angeles 11-11
1974 — Alvin Maxson, 66t vs. St. Louis 12-8
1975 — Steve Rogers, 22 vs. Chicago 12-21
1976 — Tony Galbreath, 74t at Kansas City 9-26
1977 — Chuck Muncie, 36 vs. Los Angeles 10-30



1978 — Chuck Muncie, 28 at Atlanta 11-26
1979 — Chuck Muncie, 69t vs. Atlanta 9-2
1980 — Tony Galbreath, 26 at Los Angeles 9-2
1981 — George Rogers, 79t at Cleveland 10-18
1982 — George Rogers, 38 at San Francisco 11-28
1983 — George Rogers, 76t vs. St. Louis 9-4
1984 — Hokie Gajan, 62t at Dallas 10-21
1985 — Earl Campbell, 45 at Atlanta 12-22
1986 — Rueben Mayes, 50 vs. New England 11-30
1987 — Rueben Mayes, 38 vs. San Francisco 10-25
1988 — Craig Heyward, 73t vs. Raiders 10-23
1989 — Dalton Hilliard, 40 vs. Rams 11-26
1990 — Gill Fenerty, 60t at Rams 12-9
1991 — Dalton Hilliard, 65t at Atlanta 9-29
1992 — Vaughn Dunbar, 25 at Atlanta 9-20
1993 — Lorenzo Neal, 74t at Atlanta 9-12
1994 — Mario Bates, 40 vs. Dallas 12-19
1995 — Mario Bates, 66t at New England 12-3
1996 — Ray Zellars, 63 vs. Chicago 10-13

PASSING

	Att.	Comp.	Yards	Pct.	Long	Int	TD
1967 — Gary Cuozzo	260	134	1562	.515	49	12	7
1968 — Billy Kilmer	315	167	2060	.530	51	17	15
1969 — Billy Kilmer	360	193	2532	.536	52	17	20
1970 — Billy Kilmer	237	135	1557	.569	46	17	6
1971 — Edd Hargett	210	96	1191	.457	49	5	6
1972 — Archie Manning	448	230	2781	.513	66t	21	18
1973 — Archie Manning	267	140	1642	.524	65t	12	10
1974 — Archie Manning	261	134	1429	.513	79t	16	6
1975 — Archie Manning	338	159	1685	.470	71t	17	7
1976 — Bobby Douglass	212	103	1288	.486	74	8	4
1977 — Archie Manning	205	113	1284	.551	59t	9	8
1978 — Archie Manning	471	291	3416	.618	71t	16	17
1979 — Archie Manning	420	252	3169	.600	85	20	15
1980 — Archie Manning	509	309	3716	.607	56	20	23
1981 — Archie Manning	232	134	1447	.578	55	11	5
1982 — Ken Stabler	189	117	1343	.619	48	10	6
1983 — Ken Stabler	311	176	1988	.566	48	18	9
1984 — Richard Todd	312	161	2178	.516	74	19	11
1985 — Dave Wilson	293	145	1843	.495	50	15	11
1986 — Dave Wilson	342	189	2353	.553	63t	12	7
1987 — Bobby Hebert	294	164	2119	.558	67	9	15
1988 — Bobby Hebert	478	280	3156	.586	40t	15	20

1989 — Bobby Hebert	353	222	2686	.629	54t	15	15
1990 — Steve Walsh	327	175	1970	.535	58	13	12
1991 — Bobby Hebert	248	149	1676	.601	65t	8	9
Steve Walsh	255	141	1638	.553	41	6	11
1992 — Bobby Hebert	422	249	3287	.590	72t	16	19
1993 — Wade Wilson	388	221	2457	.570	42t	15	12
1994 — Jim Everett	540	346	3855	.641	78t	18	22
1995 — Jim Everett	567	345	3970	.608	70t	14	26
1996 — Jim Everett	464	267	3117	.575	51	16	12

LONGEST COMPLETION

1967 — 96, Billy Kilmer to Walter Roberts at Philadelphia 11-19
1968 — 51, Billy Kilmer to Jim Hester vs. Pittsburgh 12-15
1969 — 70, Jim Ninowski to Don Shy at Los Angeles 10-5
1970 — 49, Edd Hargett to Bob Shaw at Cincinnati 11-29
1971 — 63, Archie Manning to Danny Abramowicz at Houston 10-3
1972 — 66t, Archie Manning to Dave Parks at N.Y. Giants 10-8
1973 — 65t, Archie Manning to Jubilee Dunbar at Los Angeles 11-11
1974 — 79t, Archie Manning to Bob Newland vs. Los Angeles 11-17
1975 — 71t, Archie Manning to Larry Burton vs. Atlanta 11-2
1976 — 74, Bobby Douglass to Tinker Owens vs. San Francisco 12-12
1977 — 59t, Archie Manning to Henry Childs vs. Green Bay 9-18
1978 — 71t, Archie Manning to Larry Hardy at Atlanta 11-26
1979 — 85, Archie Manning to Wes Chandler at San Francisco 9-23
1980 — 56, Archie Manning to Brooks Williams vs. Atlanta 10-19
1981 — 55, Archie Manning to Wayne Wilson at Cleveland 10-18
1982 — 48, Ken Stabler to Aundra Thompson at Chicago 9-19
1983 — 48, Ken Stabler to Kenny Duckett at Los Angeles 9-11
1984 — 74, Richard Todd to Tyrone Young at Chicago 10-7
1985 — 76t, Bobby Hebert to Eugene Goodlow vs. San Francisco 12-15
1986 — 84, Bobby Hebert to Eric Martin vs. Green Bay 9-14
1987 — 82t, John Fourcade to Make Waters vs. Los Angeles 10-4
1988 — 40, Bobby Hebert to John Tice vs. Dallas 10-3
40t, Bobby Hebert to Eric Martin vs. Denver 11-20
1989 — 54t, Bobby Hebert to Floyd Turner at Rams 10-22
54t, John Fourcade to Dalton Hilliard at Buffalo 12-10
1990 — 68t, John Fourcade to Floyd Turner at Atlanta, 10-7
1991 — 65t, Bobby Hebert to Floyd Turner vs. Chicago, 10-27
1992 — 72t, Bobby Hebert to Wesley Carroll vs. Chicago, 9-13
1993 — 63t, Mike Buck to Quinn Early at Pittsburgh, 10-17
1994 — 78t, Jim Everett to Michael Haynes at Atlanta, 12-11
1995 — 70t, Jim Everett to Quinn Early vs. Atlanta, 9-17
1996 — 57t, Doug Nussmeier to Terry Guess vs. Atlanta, 12-8

RECEIVING

	No.	Yds.	Avg.	Long	TD
1967 — Danny Abramowicz	50	721	14.4	80	6
1968 — Danny Abramowicz	54	890	16.4	47	7
1969 — Danny Abramowicz	73	1051	13.9	49	7
1970 — Danny Abramowicz	55	906	16.5	48	5
1971 — Danny Abramowicz	37	657	17.8	63	5
1972 — Bob Newland	47	579	12.3	42	2
1973 — John Beasley	31	280	9.0	22	1
1974 — Alvin Maxson	42	294	7.0	22	1
1975 — Alvin Maxson	41	234	5.7	33	0
1976 — Tony Galbreath	54	420	7.8	35	1
1977 — Tony Galbreath	41	265	6.5	30	0
1978 — Tony Galbreath	74	582	7.9	35	2
1979 — Wes Chandler	65	1069	16.4	85	6
1980 — Wes Chandler	65	975	15.0	50	6
1981 — Jack Holmes	38	206	5.4	19	0
1982 — Jeff Groth	30	383	12.8	39	1
1983 — Jeff Groth	49	585	11.9	42	1
1984 — Hokie Gajan	35	288	8.2	51	2
1985 — Hoby Brenner	42	652	15.5	30	3
1986 — Mike Jones	48	625	13.0	45	3
1987 — Eric Martin	44	778	17.7	67	7
1988 — Eric Martin	85	1083	12.7	40t	7
1989 — Eric Martin	68	1090	16.0	53t	8
1990 — Eric Martin	63	912	14.5	58	5
1991 — Eric Martin	66	803	12.2	30	4
Floyd Turner	64	927	14.5	65t	8
1992 — Eric Martin	68	1041	15.3	52t	5
1993 — Eric Martin	66	950	14.4	54t	3
1994 — Quinn Early	82	894	10.9	33	4
Michael Haynes	77	985	12.8	78t	5
1995 — Quinn Early	81	1087	13.4	70t	8
1996 — Torrance Small	50	558	11.2	41	2
Michael Haynes	44	786	17.9	51	4

HIGHEST AVERAGE GAIN (Per Reception)

1967 — 22.6, Walt Roberts (17 for 834, 3 TDs)
1968 — 17.6, Jim Hester (17 for 300, 2 TDs)
1969 — 16.2, Al Dodd (37 for 600, 1 TD)
1970 — 17.3, Al Dodd (28 for 484, 1 TD)
17.2, Dave Parks (26 for 447, 2 TDs)
1971 — 19.9, Al Dodd (15 for 298, 0 TD)
1972 — 17.6, Danny Abramowicz (38 for 668, 7 TDs)

1973 — 19.4, Jubilee Dunbar (23 for 447, 4 TDs)
1974 — 18.1, Bob Newland (27 for 490, 2 TDs)
1975 — 19.1, Larry Burton (16 for 305, 2 TDs)
1976 — 20.1, Tinker Owens (12 for 241, 1 TD)
1977 — 18.9, Don Herrmann (31 for 586, 0 TD)
1978 — 16.4, Henry Childs (53 for 869, 4 TDs)
1979 — 16.6, Henry Childs (51 for 846, 5 TDs)
1980 — 18.7, Ike Harris (37 for 692, 6 TDs)
1981 — 19.0, Jeff Groth (20 for 380, 1 TD)
1982 — 17.5, Rich Mauti (4 for 70, 0 TD)
17.3, Aundra Thompson (8 for 138, 1 TD)
1983 — 14.9, Kenny Duckett (19 for 283, 2 TDs)
1984 — 20.6, Tyrone Young (29 for 597, 3 TDs)
1985 — 18.8, Eugene Goodlow (32 for 603, 3 TDs)
1986 — 18.2, Eric Martin (37 for 675, 5 TDs)
1987 — 17.7, Eric Martin (44 for 778, 7 TDs)
1988 — 13.4, Brett Perriman (16 for 215, 2 TDs)
1989 — 17.8, Brett Perriman (20 for 356, 0 TDs)
1990 — 18.9, Floyd Turner (21 for 396, 4 TDs)
1991 — 16.9, Quinn Early (32 for 541, 2 TDs)
1992 — 18.9, Quinn Early (30 for 566, 5 TDs)
1993 — 15.5, Hoby Brenner (11 for 171, 1 TD)
1994 — 14.7, Torrance Small (49 for 719, 5 TDs)
1995 — 14.6, Michael Haynes (41 for 597, 4 TDs)
1996 — 25.3, Mercury Hayes (4 for 101, 0 TDs)

INTERCEPTIONS

	No.	Yds.	Avg.	Long	TD
1967 — Dave Whitsell	10	178	17.8	41t	2
1968 — Dave Whitsell	6	50	8.3	32	0
1969 — Elijah Nevett	3	20	6.6	20	0
1970 — Hugo Hollas	5	79	15.8	29	0
1971 — Delles Howell	5	56	11.2	25	0
1972 — Bivian Lee	4	65	16.3	32	0
1973 — Ernie Jackson	3	40	13.3	23	0
Tommy Myers	3	33	11.0	20	0
Jim Merlo	3	25	8.3	16	0
Bivian Lee	3	23	7.7	12	0
1974 — Ernie Jackson	4	53	13.3	28	0
Terry Schmidt	4	27	6.8	24	1
1975 — Tommy Myers	5	83	16.6	29	0
1976 — Jim Merlo	4	142	35.5	83t	2
1977 — Chuck Crist	4	6	1.5	2	0
1978 — Tommy Myers	6	167	27.8	97t	1

1979 — Tommy Myers	7	127	18.1	52	1
1980 — Tommy Myers	5	96	19.2	48	0
1981 — Dave Waymer	4	54	13.5	31	0
1982 — Russell Gary	2	25	12.5	19	0
Dennis Winston	2	-2	-1.0	0	0
1983 — Johnnie Poe	7	146	20.9	31t	1
1984 — Dave Waymer	4	9	2.3	9	0
1985 — Dave Waymer	6	49	8.2	28	0
1986 — Dave Waymer	9	48	5.3	17	0
1987 — Dave Waymer	5	78	15.6	35	0
Reggie Sutton	5	68	13.6	26	0
1988 — Gene Atkins	4	42	10.5	40	0
1989 — Dave Waymer	6	66	11.0	42	0
1990 — Brett Maxie	2	88	44.0	50t	1
Toi Cook	2	55	27.5	50	0
Gene Atkins	2	15	7.5	15	0
Bennie Thompson	2	0	0.0	0	0
1991 — Gene Atkins	5	198	39.6	79	0
Vince Buck	5	12	2.4	12	0
1992 — Toi Cook	6	90	15.0	48t	1
1993 — Gene Atkins	3	59	19.7	37	0
1994 — Jimmy Spencer	5	24	4.8	11	0
1995 — Jimmy Spencer	4	11	2.8	9	0
1996 — Anthony Newman	3	40	13.3	21	0
Greg Jackson	3	24	8.0	10	0

QUARTERBACK SACKS

	No.	Yds.
1982 — Bruce Clark, DE	5.5	51
1983 — Rickey Jackson, LB	12	81.5
1984 — Rickey Jackson, LB	12	95
1985 — Rickey Jackson, LB	11	89
1986 — James Geathers, DE	9	73
Rickey Jackson, LB	9	71
1987 — Pat Swilling, LB	10.5	87
1988 — Rickey Jackson, LB	7	66
Pat Swilling, LB	7	65
1989 — Pat Swilling, LB	16.5	164
1990 — Pat Swilling, LB	11.0	68
1991 — Pat Swilling, LB	17.0	139
1992 — Wayne Martin, DE	15.5	102
1993 — Renaldo Turnbull, LB	13.0	73
1994 — Darion Conner, LB	10.5	66
Wayne Martin, DE	10.0	59

1995 — Wayne Martin, DT	13.0	89
1996 — Wayne Martin, DT	11.0	84.5

SCORING

	TD	FG	PAT	Points
1967 — Charlie Durkee	-	14-32	27-27	69
1968 — Charlie Durkee	-	19-37	27-27	84
1969 — Tom Dempsey	-	22-41	33-35	99
1970 — Tom Dempsey	-	18-34	16-17	70
1971 — Charlie Durkee	-	16-23	24-25	72
1972 — Danny Abramowicz	7			42
1973 — Bill McClard	-	13-24	9-9	48
1974 — Bill McClard	-	9-16	19-20	46
1975 — Rich Szaro	-	10-16	16-17	46
1976 — Rich Szaro	-	18-23	25-29	79
1977 — Henry Childs	9			54
1978 — Tony Galbreath	7			42
Chuck Muncie	7			42
1979 — Garo Yepremian	-	12-16	39-40	75
1980 — Benny Ricardo	-	10-17	31-34	61
1981 — George Rogers	13			78
1982 — Wayne Wilson	5			30
1983 — Morten Andersen	-	18-24	37-38	91
1984 — Morten Andersen	-	20-27	34-34	94
1985 — Morten Andersen	-	31-35	27-29	120
1986 — Morten Andersen	-	26-30	30-30	108
1987 — Morten Andersen	-	28-36	37-37	121
1988 — Morten Andersen	-	26-36	32-33	110
1989 — Dalton Hilliard	18			108
Morten Andersen	-	20-29	44-45	104
1990 — Morten Andersen	-	21-27	29-29	92
1991 — Morten Andersen	-	25-32	38-38	113
1992 — Morten Andersen	-	29-34	33-34	120
1993 — Morten Andersen	-	28-35	33-33	117
1994 — Morten Andersen	-	28-39	32-32	116
1995 — Doug Brien	-	12-17	16-16	52
1996 — Doug Brien	-	21-25	18-18	81

PUNT RETURNS

	No.	Yds.	Avg.	Long	TD
1967 — Walter Roberts	11	50	4.5	11	0
1968 — John Gilliam	15	60	4.0	21	0
1969 — Al Dodd	15	106	7.1	21	0
1970 — Al Dodd	14	129	9.2	41	0

1971 — Al Dodd	13	88	6.8	14	0
1972 — Tommy Myers	9	43	4.8	10	0
1973 — Howard Stevens	17	171	10.1	37	0
1974 — Howard Stevens	37	376	10.2	40	0
1975 — Gil Chapman	17	20	12.2	42	0
1976 — Pete Athas	35	332	9.5	67	0
1977 — Rich Mauti	38	281	7.4	33	0
1978 — Wes Chandler	34	233	6.9	32	0
1979 — Rich Mauti	27	218	8.1	23	0
1980 — Rich Mauti	11	111	10.1	18	0
1981 — Jeff Groth	37	436	11.8	36	0
1982 — Jeff Groth	21	144	6.9	18	0
1983 — Jeff Groth	39	275	7.1	38	0
1984 — Jitter Fields	27	236	8.7	61	0
1985 — Willie Tullis	17	141	8.3	17	0
1986 — Eric Martin	24	227	9.5	39	0
1987 — Mel Gray	24	352	14.7	80	0
1988 — Mel Gray	25	305	12.2	66t	1
1989 — Rod Harris	27	196	7.3	20	0
1990 — Vince Buck	37	305	8.2	33	0
1991 — Vince Buck	31	260	8.4	52	0
1992 — Patrick Newman	23	158	6.9	18	0
1993 — Tyrone Hughes	37	503	13.6	83t	2
1994 — Tyrone Hughes	21	143	6.8	35	0
1995 — Tyrone Hughes	28	262	9.4	74	0
1996 — Tyrone Hughes	30	152	5.1	16	0

KICKOFF RETURNS

	No.	Yds.	Avg.	Long	TD
1967 — Walter Roberts	28	737	26.3	91t	1
1968 — Gene Howard	23	533	23.2	36	0
1969 — Don Shy	16	447	27.9	57	0
1970 — Al Dodd	15	319	21.3	32	0
1971 — Virgil Robinson	19	443	23.3	51	0
1972 — Margene Adkins	43	1020	23.7	61	0
1973 — Howard Stevens	26	590	22.7	48	0
1974 — Howard Stevens	33	749	22.7	41	0
1975 — Gil Chapman	28	614	21.9	36	0
1976 — Tony Galbreath	20	399	19.9	32	0
1977 — Clarence Chapman	15	385	25.7	92t	1
1978 — Wes Chandler	32	760	23.8	38	0
1979 — Rich Mauti	36	801	22.2	39	0
1980 — Jimmy Rogers	41	930	22.9	88	0
1981 — Wayne Wilson	31	722	23.3	57	0

1982 — Aundra Thompson	10	211	21.1	35	0
1983 — Kenny Duckett	33	719	21.8	61	0
1984 — Tyrone Anthony	22	490	22.3	64	0
1985 — Willie Tullis	23	480	20.9	62	0
1986 — Mel Gray	31	866	27.9	101t	1
1987 — Dalton Hilliard	10	248	24.8	74	0
1988 — Gene Atkins	20	424	21.2	57	0
Mel Gray	32	670	20.9	39	0
1989 — Bobby Morse	10	278	27.8	99t	1
Gene Atkins	12	245	20.4	32	0
1990 — Gene Atkins	19	471	24.8	50	0
Gill Fenerty	28	572	20.4	58	0
1991 — Gene Atkins	20	368	18.4	27	0
1992 — Fred McAfee	19	393	20.7	38	0
1993 — Tyrone Hughes	30	753	25.1	99t	1
1994 — Tyrone Hughes	63	1556	24.7	98t	2
1995 — Tyrone Hughes	66	1617	24.5	83	0
1996 — Tyrone Hughes	70	1791	25.6	58	0

PUNTING

	No.	Yds.	Avg.	Long
1967 — Tom McNeill	74	3174	42.9	66
1968 — Tom McNeill	49	2009	41.0	58
1969 — Ollie Cordill	42	1719	40.9	58
1970 — Julian Fagan	77	3269	42.5	64
1971 — Julian Fagan	77	3188	41.4	64
1972 — Julian Fagan	71	2899	40.8	71
1973 — Steve O'Neal	81	3375	41.7	71
1974 — Tom Blanchard	88	3705	42.1	71
1975 — Tom Blanchard	92	3776	41.0	61
1976 — Tom Blanchard	101	3974	39.3	63
1977 — Tom Blanchard	82	3474	42.4	66
1978 — Tom Blanchard	84	3532	42.0	61
1979 — Rick Partridge	57	2330	40.9	61
1980 — Russell Erxleben	89	3499	39.2	57
1981 — Russell Erxleben	66	2672	40.5	60
1982 — Russell Erxleben	46	1976	43.0	60

FIRST IMPRESSIONS

Running back Derek Brown was the last Saint to register a touchdown in his first NFL game. On September 5, 1993 against the Houston Oilers at the Superdome, Brown scored on a two-yard run in the fourth quarter as the Saints went on for a 33-21 opening-day victory. The first Saint to accomplish this feat was wide receiver John Gilliam, a second-round draft choice in 1967. Gilliam took the opening kickoff in the club's first-ever regular season game, September 17, 1967 versus the Rams at Tulane Stadium, and raced 94 yards for a touchdown.

1983 — Russell Erxleben	74	3034	41.0	60
1984 — Brian Hansen	69	3020	43.8	66
1985 — Brian Hansen	69	3763	42.3	58
1986 — Brian Hansen	81	3456	42.7	66
1987 — Brian Hansen	52	2104	40.5	60
1988 — Brian Hansen	72	2913	40.5	64
1989 — Tommy Barnhardt	55	2179	39.6	56
1990 — Tommy Barnhardt	70	2990	42.7	65
1991 — Tommy Barnhardt	86	3743	43.5	61
1992 — Tommy Barnhardt	67	2947	44.0	62
1993 — Tommy Barnhardt	77	3356	43.6	58
1994 — Tommy Barnhardt	67	2920	43.6	57
1995 — Klaus Wilmsmeyer	73	2965	40.6	53
1996 — Klaus Wilmsmeyer	87	3551	40.8	63

ON THE ROAD WITH THE SAINTS IN 1997

Memphis, Tenn. (Preseason)

Four Points - Memphis Airport

2240 Democrat Rd.

Memphis, TN 38132

(901) 332-1130; FAX (901) 398-5206

Oakland (Preseason)

Westin Airport

1 Old Bayshore Hwy.

Millbrae, CA 94030

(415) 692-3500; FAX (415) 872-8111

Chicago (Preseason)

Hyatt Regency

151 E. Wacker Dr.

Chicago, IL 60601

(312) 565-1234; FAX (312) 565-2966

St. Louis

Adam's Mark Hotel

Fourth and Chestnut

St. Louis, MO 63102

(314) 241-7400; FAX (314) 241-7400

San Francisco

Westin Airport

1 Old Bayshore Hwy.

Millbrae, CA 94030

(415) 692-3500; FAX (415) 872-8111

New York

Newark Airport Marriott

Newark International Airport

Newark, N.J. 07114

(201) 623-0006; FAX (201) 623-7618

Chicago

Marriott O'Hare

8535 West Higgins Rd.

Chicago, IL 60631

(773) 693-4444; FAX (773) 714-4197

Oakland

Marriott San Ramon at Bishop Ranch

2600 Bishop Dr.

San Ramon, CA 94583

(510) 867-9200; FAX (510) 275-9443

Atlanta

Atlanta Marriott Marquis

265 Peachtree Center Ave.

Atlanta, GA 30303

(404) 521-0000; FAX (404) 586-6299

Carolina

Marriott Hotel - City Center

100 W. Trade City City Center

Charlotte, NC 28202

(704) 333-9000; FAX (704) 347-1784

Kansas City

Westin Crown Center

One Pershing Rd.

Kansas City, MO 64133

(816) 474-4400; FAX (816) 737-4713



SAINTS ALL-TIME LEADERS

RUSHING

	Att.	Yds.	Avg.	Long	TD
1. George Rogers (1981-84)	995	4,267	4.3	79t	23
2. Dalton Hilliard (1986-93)	1126	4,164	3.7	65t	39
3. Rueben Mayes (1986-88, 1990)	837	3,408	4.1	50	23
4. Chuck Muncie (1976-80)	787	3,386	4.3	69t	28
5. Tony Galbreath (1976-80)	760	2,865	3.8	74t	27
6. Wayne Wilson (1979-86)	658	2,462	3.7	41t	16
7. Mario Bates (1994-96)	559	2,114	3.8	66t	17
8. Archie Manning (1971-75, 77-82)	358	2,058	5.7	27	18
9. Mike Strachan (1975-80)	471	1,899	4.0	31	14
10. Craig Heyward (1988-92)	432	1,813	4.2	73t	13
11. Derek Brown (1993-96)	388	1,383	3.6	60	6
12. Hokie Gajan (1982-85)	252	1,358	5.4	62t	11

PASSING

	Att.	Comp.	Yds.	Pct.	TD	Int.
1. Archie Manning (1971-75, 77-82)	3,335	1,849	21,734	55.4	115	156
2. Bobby Hebert (1985-89, 91-92)	2,055	1,202	14,630	58.5	85	75
3. Jim Everett (1994-96)	1,571	958	10,622	61.0	60	48
4. Billy Kilmer (1967-70)	1,116	592	7,490	53.0	47	62
5. Dave Wilson (1981, 83-88)	1,038	551	6,987	53.1	36	55
6. Steve Walsh (1990-93)	620	336	3,879	54.2	25	22
7. Ken Stabler (1983-84)	570	326	3,670	57.2	17	33
8. Bobby Scott (1973-82)	500	237	2,781	47.4	15	29

RECEIVING

	No.	Yds.	Avg.	Long	TD
1. Eric Martin (1985-93)	532	7,854	14.8	84	48
2. Danny Abramowicz (1967-73)	309	4,875	15.7	80t	37
3. Tony Galbreath (1976-80)	284	2,221	7.8	38	6
4. Quinn Early (1991-95)	270	3,758	13.9	70t	25
5. Hoby Brenner (1981-93)	267	3,849	14.4	57	21
6. Dalton Hilliard (1986-93)	249	2,233	9.0	54t	14
7. Henry Childs (1974-80)	207	3,220	15.6	59t	27
8. Wes Chandler (1978-81)	182	2,801	15.4	85t	15
9. Wayne Wilson (1979-86)	179	1,517	8.5	55	14
10. Torrance Small (1992-96)	176	2,180	12.4	75t	16
11. Michael Haynes (1994-96)	162	2,368	14.6	78t	13
12. John Tice (1983-92)	158	1,603	10.1	40	15
13. Dave Parks (1968-72)	149	2,264	15.2	66	16
14. Jeff Groth (1981-85)	147	2,073	14.1	56t	5
15. Lonzell Hill (1987-90)	136	1,696	12.5	46	13

SCORING

	TD	PAT	FG	Total
1. Morten Andersen (1982-94)	-	412	302	1318
2. Dalton Hilliard (1986-93)	53	-	-	318
3. Eric Martin (1985-93)	48	-	-	288
4. Charlie Durkee (1967-68, 71-72)	-	87	52	243
5. Danny Abramowicz (1967-73)	37	-	-	222
6. Tony Galbreath (1976-80)	33	1	2	205
7. Rich Szaro (1975-78)	-	79	37	190
8. Wayne Wilson (1979-86)	30	-	-	180
9. Chuck Muncie (1976-80)	29	-	-	174
10. Tom Dempsey (1969-70)	-	49	40	169
11. Henry Childs (1974-80)	28	-	-	168
12. Quinn Early (1991-95)	25	-	-	150
13. George Rogers (1981-84)	23	-	-	138
Rueben Mayes (1986-88, 1990)	23	-	-	138

PUNTING

	No.	Avg.	Long
1. Tommy Barnhardt (1987, 1989-94)	433	43.0	65
2. Tom McNeill (1967-69)	130	42.3	81
3. Brian Hansen (1984-88)	363	42.0	66
4. Steve O'Neal (1973)	81	41.7	71
5. Julian Fagan (1970-72)	225	41.6	71
6. Tom Blanchard (1974-78)	447	41.3	71
7. Rick Partridge (1979)	57	40.9	61
8. Ollie Cordill (1969)	42	40.9	58
9. Klaus Wilmsmeyer (1995-96)	160	40.7	63

INTERCEPTIONS

	No.	Yds.	Avg.	Long	TD
1. Dave Waymer (1980-89)	37	395	10.7	44	0
2. Tommy Myers (1972-81)	36	621	17.3	97t	2
3. Gene Atkins (1987-93)	21	324	15.4	79	0
4. Dave Whitsell (1967-69)	19	242	12.7	41	2
5. Johnnie Poe (1981-87)	17	269	15.8	40t	2
6. Toi Cook (1987-93)	16	280	17.5	63t	2
Brett Maxie (1985-93)	16	232	14.5	50t	3
8. Ernie Jackson (1972-77)	15	187	12.5	46	0
9. Frank Wattelet (1981-87)	12	135	11.3	35t	1
10. Hugo Hollas (1970-72)	11	149	13.5	29	0

MOST QUARTERBACK SACKS

	No.	Yds
1. Rickey Jackson (1981-93)	123	873
2. Pat Swilling (1986-92)	76.5	629.5
3. Wayne Martin (1989-96)	64.5	439
4. Frank Warren (1981-89, 91-94)	57	362

5. Jim Wilks (1981-93).....	49	354
6. Renaldo Turnbull (1990-96)	44.5	255.5
7. Elois Grooms (1975-81).....	43	—
8. Derland Moore (1973-85).....	40.5	301
9. Bruce Clark (1982-88)	39.5	284
10. Bob Pollard (1971-77).....	37	—

PUNT RETURNS

	No.	Yds.	Avg.	Long	TD
1. Mel Gray (1986-88)	49	657	13.4	80	1
2. Howard Stevens (1973-74)	54	547	10.1	40	0
3. Pete Athas (1976)	35	332	9.5	67	0
4. Tyrone Hughes (1993-96).....	116	1,060	9.1	83t	2
5. Jitter Fields (1984)	27	236	8.7	61	0
6. Jeff Groth (1981-85).....	104	887	8.5	36	0

KICKOFF RETURNS

	No.	Yds.	Avg.	Long	TD
1. Walt Roberts (1967)	28	737	26.3	91t	1
2. John Gilliam (1967-68, 77)	31	809	26.1	94t	1
3. Tyrone Hughes (1993-96)	229	5,717	25.0	99t	3
4. Gene Howard (1968-69)	32	760	23.8	86	0
5. Margene Adkins (1972)	43	1,020	23.7	61	0
6. Mel Gray (1986-88)	94	2,192	23.3	101t	1
7. Wes Chandler (1978-81)	39	896	23.0	38	0
8. Rich Mauti (1977-80, 82-83)	124	2,836	22.9	52	0
9. Wayne Wilson (1979-86)	69	1,583	22.9	75	0

FIELD GOALS

	Att.	Made	Pct.	Long
1. Morten Andersen (1982-94)	389	302	.776	60
2. Charlie Durkee (1967-68, 71-72)	101	52	.515	47
3. Tom Dempsey (1969-70)	75	40	.533	63
4. Rich Szaro (1975-78)	58	37	.638	50
5. Benny Ricardo (1980-81)	42	23	.548	47
6. Bill McClard (1973-75)	45	23	.511	47
7. Garo Yepremian (1979)	16	12	.750	44
8. Doug Brien (1995-96)	42	33	.786	54
9. Happy Feller (1972-73)	23	10	.435	46

100 GAMES PLAYED CLUB

(With Saints Only)

	No.
1. Morten Andersen (1982-94)	196
2. Rickey Jackson (1981-93)	195
3. Frank Warren (1981-89, 91-94)	189
4. Stan Brock (1980-92)	186
5. Jim Wilks (1981-93)	183

6. Hoby Brenner (1981-93)	175
7. Derland Moore (1973-85)	169
8. Jim Dombrowski (1986-96)	151
9. Dave Waymer (1980-89)	149
10. Eric Martin (1985-93)	143
11. Joel Hilgenberg (1984-93)	142
12. John Hill (1975-84)	137
Archie Manning (1971-82)	137
14. John Tice (1983-92)	134
15. Sam Mills (1986-94)	133
16. Joe Federspiel (1972-80)	130
17. Wayne Martin (1989-96)	123
18. Vaughan Johnson (1986-93)	120
19. Tommy Myers (1972-81)	119
20. Brett Maxie (1985-93)	118
21. Dave Lafary (1977-85)	109
22. Dalton Hilliard (1986-93)	108
23. Pat Swilling (1986-92)	107
Gene Atkins (1987-93)	107
25. Renaldo Turnbull (1990-96)	104
26. Bruce Clark (1982-88)	102
27. Larry Hardy (1978-85)	101
Toi Cook (1987-93)	101

SAINTS DRAFT TRIVIA

In 31 college drafts (1967-1997), the Saints have selected 425 players from 155 different colleges and universities.

BY POSITIONS: 64 running backs, 53 linebackers, 52 wide receivers, 46 cornerbacks, 34 guards, 33 tackles and defensive ends, 32 safeties, 23 defensive tackles and tight ends, 15 quarterbacks, 9 centers, 5 punters and 3 kickers.

BY COLLEGE: 12 from Nebraska, 11 from Southern Cal, 10 from Notre Dame, 8 from Michigan, Missouri, Oklahoma and *Tulane, 7 from LSU, 6 from Colorado, Florida, Ohio State, Tennessee and Washington State, 5 from Georgia, Houston, Minnesota, Mississippi, Pittsburgh, San Diego State, Southern, Tulsa, Virginia, West Virginia and Wisconsin.

*Bart Graves (1971), Steve Barrios (1972), Rusty Lachaussee (1972), Tommy Thibodeaux (1974), Mike Truax (1974), Charles Hall (1975), Marvin Lewis (1982), Treg Songy (1985).



SAINTS BIG DAYS

100 YARDS RUSHING

Yds.	Att.	Player	Opponent	Date
206	24	George Rogers	St. Louis	9- 4-83
203	28	Rueben Mayes	Miami	12- 7-86
174	20	Ray Zellars	Chicago	10-13-96
172	24	Rueben Mayes	Tampa Bay	10-19-86
166	33	George Rogers	Dallas	12-19-82
162	29	George Rogers	Los Angeles Rams	9-13-81
161	22	Chuck Muncie	Atlanta	9- 2-79
161	24	George Rogers	@ Los Angeles Rams	11- 8-81
160	34	Wayne Wilson	Miami	10- 2-83
160	35	Earl Campbell	@ Minnesota	11-24-85
158	29	Dalton Hilliard	@ Atlanta	11-19-89
157	33	Rueben Mayes	New England	11-30-86
155	20	Craig Heyward	Tampa Bay	11-11-90
148	22	Alvin Maxson	St. Louis	12- 8-74
147	24	Rueben Mayes	Cleveland	9-13-87
146 *	14	Tony Galbreath	@ Kansas City	9-26-76
144	29	Rueben Mayes	San Francisco	10-25-87
142	27	Andy Livingston	Washington	9-21-69
142	28	George Rogers	@ Houston	11-22-81
141	22	Mario Bates	Atlanta	11-13-94
138	33	Wayne Wilson	@ Chicago	9-19-82
138	28	Fred McAfee	Atlanta	11-24-91
137	20	George Rogers	Atlanta	11- 6-83
134	17	George Rogers	Philadelphia	10-11-81
131	25	Rueben Mayes	@ St. Louis	11-16-86
129	32	Mario Bates	@ N.Y. Giants	12-15-96
128	28	Rueben Mayes	San Francisco	11- 2-86
128	21	Chuck Muncie	Oakland	12- 3-79
127	16	Don McCall	Washington	9-22-68
127	25	Dalton Hilliard	Atlanta	12-18-88
126 *	25	Chuck Muncie	@ Kansas City	9-26-76
125	25	Derek Brown	Detroit	9-19-93
124	32	George Rogers	Los Angeles	12-18-83
123	33	George Rogers	Kansas City	11-21-82
123	15	Mario Bates	@ New England	12- 3-95
122	18	George Rogers	@ Cleveland	10-18-81
122 *	19	Craig Heyward	@ Cincinnati	11- 4-90
120	23	George Rogers	Tampa Bay	11-29-81
117	18	Chuck Muncie	San Francisco	11-11-79
115	25	George Rogers	@ San Francisco	9-27-81
115	25	Rueben Mayes	Denver	11-20-88
115 *	30	Rueben Mayes	@ Cincinnati	11- 4-90
114	21	George Rogers	@ Buffalo	10-30-83



114	15	Jimmy Rogers	@ Washington	10-26-80
113	26	Bob Gresham	@ Green Bay	11-28-71
113	31	George Rogers	Cincinnati	10-25-81
113	11	Hokie Gajan	N.Y. Jets	11-21-83
112	19	Rueben Mayes	@ Atlanta	11- 1-87
112	24	Dalton Hilliard	L.A. Rams	11-26-89
110	14	Tony Baker	@ St. Louis	11- 2-69
109	15	Chuck Muncie	Los Angeles	11-28-76
109	27	Mike Strachan	Atlanta	11- 2-75
109	11	Craig Heyward	L.A. Raiders	10-23-88
108	22	Rueben Mayes	@ Indianapolis	10-12-86
108	24	Wayne Wilson	@ San Francisco	9-29-85
108	31	Wayne Wilson	@ Dallas	9-25-83
107	20	Chuck Muncie	N.Y. Jets	12- 4-77
107	30	George Rogers	San Francisco	12-20-81
106	28	Dalton Hilliard	@ New England	11-12-89
106	20	Gill Fenerty	Minnesota	9-22-91
106	21	Derek Brown	Green Bay	11-14-93
106	26	Mario Bates	@ San Francisco	10-29-95
106	22	Mario Bates	St. Louis	11- 5-95
105	24	Mike Strachan	Green Bay	10-12-75
104	10	Gill Fenerty	@ Rams	12- 9-90
103	18	Wayne Wilson	@ Atlanta	10- 9-83
102	13	Chuck Muncie	@ St. Louis	10-23-77
102	20	George Rogers	Atlanta	9- 2-84
100	20	Tony Galbreath	Los Angeles	10-30-77

250 YARDS PASSING

Yds.	Player	Att.	Comp.	Opponent	Date
377	Archie Manning	38	24	@ San Francisco	12- 7-80
376	Jim Everett	46	31	Washington	9-11-94
370	Jim Everett	43	29	Atlanta	9-17-95
364	Jim Everett	45	29	Green Bay	12-16-95
355	Archie Manning	28	20	@ San Francisco	9-23-79
355	Bobby Hebert	26	19	@ Phoenix	10-18-92
345	Billy Kilmer	32	22	@ St. Louis	11- 2-69
344	Archie Manning	32	22	@ Pittsburgh	11- 5-78
343	Jim Everett	27	23	@ Denver	12-24-94
341	Wade Wilson	34	22	@ Atlanta	9-12-93
335	Jim Everett	37	25	@ Minnesota	11-19-95
333	Ken Stabler	43	29	Tampa Bay	12- 5-82
325	Dave Wilson	32	20	Cincinnati	12- 9-84
326	Jim Everett	37	26	Kansas City	9- 4-94
323	Archie Manning	32	23	Atlanta	10-19-80
320	Bobby Hebert	39	28	Raiders	12-16-91
317	Steve Walsh	42	25	@ San Francisco	12- 1-91
314	Archie Manning	40	25	San Francisco	9- 7-80

314	Archie Manning	36	25	@	Detroit	10-12-80
308	Bobby Hebert	49	31		San Francisco	10- 8-89
306	Archie Manning	40	25		Philadelphia	11- 9-80
303	Archie Manning	53	33	@	Green Bay	9-10-78
302	John Fourcade	27	15	@	Buffalo	12-10-89
301	Archie Manning	39	24		New England	12-21-80
301	Bobby Hebert	35	22	@	San Francisco	11-15-92
300	Dave Wilson	45	19	@	Atlanta	10-20-85
295	Archie Manning	35	20		Philadelphia	10-29-72
296	Jim Everett	39	21	@	Cincinnati	9-15-96
294	Richard Todd	27	21	@	Cleveland	10-28-84
293	Jim Everett	26	17	@	New England	12- 3-95
292	Billy Kilmer	36	17		Pittsburgh	12-15-68
292	Steve Walsh	39	22	@	Houston	10-21-90
291	Archie Manning	45	28	@	Green Bay	9- 9-79
291	John Fourcade	28	21		Indianapolis	12-24-89
291	Jim Everett	55	31	@	San Francisco	9-25-94
291	Bobby Hebert	39	27		Chicago	10-27-91
287	Archie Manning	27	17	@	San Francisco	10-22-72
287	Jim Everett	47	31	@	Atlanta	12-10-95
285	Bobby Scott	35	16	@	St. Louis	10-23-77
285	Archie Manning	34	24		Buffalo	9-21-80
284	Archie Manning	29	14		Atlanta	9- 2-79
282	Bobby Hebert	32	23	@	Detroit	9-18-88
282	Bobby Hebert	32	23	@	Green Bay	9-17-89
281	Bobby Hebert	28	18		N.Y. Jets	10-15-89
280	Dave Wilson	30	18	@	Denver	9-15-85
279	Ken Stabler	39	25		Chicago	9-18-83
279	Bobby Hebert	32	19	@	Washington	11- 6-88
277	Wade Wilson	45	27		Atlanta	10-24-93
276	Billy Kilmer	37	22		Dallas	9-28-69
276	Archie Manning	31	18	@	N.Y. Giants	10- 8-72
276	Dave Wilson	34	19		Miami	12- 7-86
276	Bobby Hebert	22	15	@	L.A. Rams	10-22-89
276	Jim Everett	36	28		Atlanta	11-13-94
274	Steve Walsh	38	23	@	Washington	11-18-90
273	Bobby Hebert	37	17		Dallas	10- 3-88
273	Jim Everett	31	18	@	Atlanta	12-11-94
272	Dave Wilson	33	20		New England	11-30-86
272	Bobby Hebert	30	18		Atlanta	10-29-89
271	Ken Stabler	35	24		Atlanta	1- 2-83
269	Steve Walsh	33	17	@	Rams	11- 3-91
268	Archie Manning	27	20	@	Seattle	11-18-79
267	Bobby Hebert	40	25		San Francisco	9-27-92
267	Wade Wilson	43	25		L.A. Rams	12-12-93
266	Jim Everett	38	23		San Francisco	9- 3-95
264	Archie Manning	31	14	@	Atlanta	11-25-79

264	Richard Todd	29	14		St. Louis	9-23-84
264	Bobby Hebert	25	13		Chicago	9-13-92
263	Archie Manning	48	24	@	Los Angeles	11- 2-80
262	Billy Kilmer	24	14	@	Washington	12-17-67
262	Jim Everett	44	28	@	Raiders	11-20-94
261	Billy Kilmer	22	15		San Francisco	12-13-70
260	Jim Everett	40	20		San Francisco	11-3-96
259	Bobby Hebert	25	16		Washington	10- 1-89
256	Jim Everett	36	24	@	Minnesota	11- 6-94
256	Jim Everett	32	19	@	N.Y. Giants	9-24-95
255	Bobby Hebert	24	16		Tampa Bay	12- 6-87
255	Jim Everett	32	22		Carolina	9-8-96
254	Bobby Hebert	34	20		San Francisco	12-15-85
254	Bobby Hebert	27	15		Houston	12-13-87
251	Archie Manning	37	25		Houston	12-10-78
250	Archie Manning	36	25	@	Tampa Bay	12-17-78

100 YARDS RECEIVING

Yds.	No.	Player	Opponent	Date
205	6	Wes Chandler	Atlanta	9- 2-79
200	6	Torrance Small	@ Denver	12-24-94
179	9	Floyd Turner	Chicago	10-27-91
165	8	Danny Abramowicz	@ Cincinnati	11-29-70
164	3	Eric Martin	Green Bay	9-14-86
159	4	Larry Burton	@ Atlanta	11- 2-75
156	12	Danny Abramowicz	Pittsburgh	10-29-67
156	5	Michael Haynes	@ Cincinnati	9-15-96
153	8	Eric Martin	Cleveland	10-14-90
151	8	Eric Martin	@ Phoenix	10-18-92
150	9	Quinn Early	@ Minnesota	11-19-95
146	10	Eric Martin	@ Washington	11- 6-88
145	7	Al Dodd	@ St. Louis	11- 2-69
144	7	Danny Abramowicz	@ Washington	12-17-67
144	8	Henry Childs	@ San Francisco	12- 7-80
140	7	Danny Abramowicz	San Francisco	12-13-70
140	8	Wes Chandler	Atlanta	10-19-80
139 *	9	Wes Chandler	Philadelphia	11- 9-80
135	5	Eugene Goodlow	San Francisco	12-15-85
132	6	Eric Martin	L.A. Rams	10-30-88
132	10	Floyd Turner	@ San Francisco	12- 1-91
131	6	Hoby Brenner	St. Louis	9-23-84
131	5	Eric Martin	N.Y. Jets	10-15-89
131	10	Eric Martin	@ Washington	11-18-90
130	6	Eric Martin	Houston	12-13-87
129	8	Danny Abramowicz	Pittsburgh	12-21-69
127	12	John Beasley	@ San Diego	11-18-73
127	4	Wes Chandler	@ San Francisco	9-23-79

127	4	Quinn Early		Raiders	12-16-91
122	14	Tony Galbreath	@	Green Bay	9-10-78
121	6	Henry Childs	@	Seattle	11-18-79
121	5	Michael Haynes		San Francisco	11-3-96
120	4	Dave Parks	@	N.Y. Giants	10- 8-72
120	9	Eric Martin		Philadelphia	12-18-89
120	5	Eric Martin		Cincinnati	1- 2-94
119 *	4	Ike Harris		Philadelphia	11- 9-80
119	6	Mike Jones		Miami	12- 7-86
117	7	Wes Chandler		Atlanta	11-12-78
117 *	3	Henry Childs	@	Atlanta	11-25-79
117	8	Wes Chandler	@	Atlanta	9- 6-81
117	8	Quinn Early		Green Bay	12-16-95
116	5	Eric Martin	@	L.A. Rams	10-22-89
115	4	Paul Seal		Philadelphia	10-27-74
115	9	Danny Abramowicz		Baltimore	10-19-69
115	5	Floyd Turner		Atlanta	11-24-91
114	7	Dave Parks	@	St. Louis	10-11-70
113	5	Danny Abramowicz		San Francisco	11-23-69
112	7	Henry Childs	@	Green Bay	9- 9-79
111	6	Hoby Brenner	@	Atlanta	10-20-85
111	8	Eric Martin		Denver	11-20-88
111	7	Eric Martin		Houston	9- 5-93
110	5	Danny Abramowicz		San Francisco	9-26-71
110	5	Dave Parks	@	San Francisco	10-22-72
109	2	Walt Roberts	@	Philadelphia	11-19-67
107	5	Eric Martin		L.A. Rams	11-26-89
106	7	Tony Galbreath		Oakland	12- 3-79
106	6	Wes Chandler	@	Detroit	10-12-80
105	6	Hoby Brenner		Chicago	9-18-83
105	9	Danny Abramowicz	@	Atlanta	12- 7-69
103	6	Dave Parks		Pittsburgh	12-15-68
103	6	Wes Chandler		San Francisco	12- 3-78
103 *	6	Wes Chandler	@	Atlanta	11-25-79
103	6	Larry Hardy		San Francisco	9- 7-80
103	6	Lindsay Scott		St. Louis	9-12-82
103	6	Eric Martin		L.A. Rams	10-11-92
103	5	Michael Haynes	@	Atlanta	12-11-94
101	8	Danny Abramowicz	@	N.Y. Giants	10- 6-68
101	4	Tyrone Young	@	Cleveland	10-28-84
101	3	Hoby Brenner		Cincinnati	12- 9-84
101	7	Eric Martin	@	St. Louis	10-11-87
101	8	Quinn Early		Kansas City	9- 4-94
101	2	Eric Martin		Tampa Bay	12- 6-87
100	3	Henry Childs	@	Atlanta	11-26-78
100	4	Eric Martin	@	Buffalo	12-10-89

SAINTS CONSECUTIVE RECORDS

INDIVIDUAL

Games Played:

147	Jim Dombrowski (6th game, 1987 through 9th game, 1996)
143	Eric Martin (1985 through 1993)
122	Morten Andersen (6th game, 1987 through 1994)
103	Joe Federspiel (1973-80)
92	Sam Mills (6th game, 1987 through 2nd game, 1993)
91	Rickey Jackson (1981 through 2nd game, 1987)

Games Started:

96	Wayne Martin (1991 through 1996, current)
91	Rickey Jackson (1981 through 2nd game, 1987)
90	Jim Dombrowski (6th game, 1987 through 1992)

Games Started, Current:

96	Wayne Martin (1991 through 1996)
----	----------------------------------

Games, Scoring Points:

174	Morten Andersen (game 15 of 1983 through 1994)
-----	------------------------------------------------

Games, Scoring Touchdown:

6	Dalton Hilliard (16th game, 1988 through 5th game, 1989)
6	Dalton Hilliard (7th game, 1992 through 12th game, 1992)

Games, Scoring Field Goal:

20	Morten Andersen 10-25-87 through 11-6-88
19	Morten Andersen 11-24-85 through 12-7-86
17	Morten Andersen 11-18-90 through 11-10-91
16	Morten Andersen 9-20-92 through 9-12-93

Field Goals Made:

25	Morten Andersen 11-1-92 through 9-12-93
20	Morten Andersen, 11-24-85 through 10-5-86

Games, Rushing Touchdown:

5	Dalton Hilliard, (1989, 7th-11th games)
---	-----------------------------------------

Games, Receiving Touchdown:

4	Lonzell Hill, 1988 (3rd-6th games)
4	Dalton Hilliard, 1992 (7th-10th games)
4	Quinn Early, 1993 (6th-9th games)
4	Quinn Early, 1995 (10th-13th games)

Games, Rushing for One Hundred or More Yards:

3	George Rogers, 1981 (6th, 7th and 8th games)
3	Wayne Wilson, 1983 (4th, 5th and 6th games)
3	Dalton Hilliard, 1989 (10th, 11th, 12th games)

Games, Passing Touchdown:

13 Archie Manning (1978, last 4 games; 1979, 1st to 9th game)

Games, None Intercepted:3 Billy Kilmer, 1969; Archie Manning 1971, 1973, 1978, 1979;
Bobby Hebert, 1987 and 1992; Wade Wilson, 1993.**Passes Completed:**

15 Archie Manning, 1979 (7th and 8th games)

Games, Pass Reception:105 Eric Martin (7th game, 1987 through 1993)
79 Danny Abramowicz (1967-73)**Points After Touchdown**

119 Morten Andersen (7th game, 1989 through 13th game, 1992)

TEAM**Wins, Regular Season:**9 1987 (7-15)
9 Last 2 games of 1990, first 7 of 1991**Wins, Preseason:**

5 1967

Losses, Regular Season:

14 1980 (first 14)

Wins Against One Team:

7 vs. L.A. Rams, 12-9-90 through 10-3-93

Losses Against One Team:

9 vs. Atlanta, 12-7-69 through 12-16-73

Wins at Home:5 Last game of 1990, first 4 of 1991
5 1992, 3rd-7th games**Wins on the Road:**

10 Last 6 games of 1987, first 4 of 1988

Losses at Home:

10 Last 2 of 1979, all 8 in 1980

Losses on the Road:

14 Last 4 of 1972, all 7 in 1973, first 3 of 1974

SAINTS ATTENDANCE

Year	COMBINED		HOME		ROAD	
	Total	Avg.	Total	Avg.	Total	Avg.
1967	890,405	63,600	528,242	75,463	362,163	51,738
1968	884,123	63,151	519,426	74,203	364,697	52,100
1969	921,972	65,855	521,133	74,447	400,839	57,262
1970	843,342	60,238	483,234	69,033	360,108	51,444
1971	932,267	66,590	550,578	78,654	381,689	54,527
1972	880,545	62,896	467,686	66,812	412,859	58,980
1973	839,914	59,993	451,566	64,509	388,348	55,478
1974	829,873	59,277	452,236	64,605	377,637	53,948
1975	767,274	56,805	396,409	56,634	370,865	52,981
1976	714,135	51,010	359,631	51,376	354,504	50,643
1977	655,989	46,856	334,502	47,786	321,487	45,927
1978	850,418	53,151	457,607	57,201	392,811	49,101
1979	939,175	58,698	495,260	61,907	443,915	55,489
1980	808,612	50,538	385,815	48,227	422,797	52,850
1981	891,207	55,700	440,708	55,089	450,499	55,700
1982	467,978	51,988	255,726	51,145	212,252	53,063
1983	896,678	56,042	529,878	66,235	366,800	45,850
1984	884,258	55,266	472,625	59,078	411,633	51,454
1985	799,050	49,941	388,795	48,599	410,255	51,282
1986	874,303	54,644	463,611	57,951	410,692	51,644
1987	774,295	51,620	420,783	60,111	353,512	44,189
1988	965,179	60,324	531,156	66,395	434,023	54,253
1989	916,534	57,283	488,998	61,124	427,536	53,442
1990*	997,722	62,358	536,438	67,055	461,284	57,661
1991*	1,008,934	63,058	548,655	68,582	460,279	57,535
1992*	977,552	61,097	548,728	68,591	428,824	53,603
1993*	979,133	61,196	541,300	67,663	437,833	54,730
1994	900,213	56,263	469,900	58,738	430,313	53,789
1995	854,771	53,423	400,589	50,073	454,182	56,772

LARGEST HOME CROWDS**TULANE STADIUM**

1967	83,437	vs.	Dallas 11-12 (Lost 10-27)
		vs.	Atlanta 11-26 (Won 27-24)
1968	84,278	vs.	Dallas 11-3 (Lost 3-17)
1969	80,636	vs.	Baltimore 10-19 (Lost 10-30)
1970	77,681	vs.	Los Angeles 11-1 (Lost 17-30)
1971	83,130	vs.	Minnesota 11-21 (Lost 10-23)
1972	70,793	vs.	Kansas City 9-25 (Lost 17-20)
1973	74,770	vs.	Buffalo 11-4 (Won 13-0)
1974	74,289	vs.	Miami 11-10 (Lost 0-21)

SUPERDOME

1975	61,497	vs.	Minnesota 11-16 (Lost 7-20)
1976	61,413	vs.	Dallas 9-19 (Lost 6-24)
1977	59,023	vs.	Los Angeles 10-30 (Won 27-26)
1978	70,323	vs.	Atlanta 11-12 (Lost 17-20)
1979	70,940	vs.	Atlanta 9-2 (Lost 34-40 OT)
1980	62,651	vs.	Atlanta 10-19 (Lost 14-41)
1981	64,758	vs.	Pittsburgh 10-4 (Lost 6-20)

1982	61,709	vs.	Tampa Bay 12-5 (Lost 10-13)
1983	70,418	vs.	Los Angeles 12-18 (Lost 24-26)
1984	66,652	vs.	Atlanta 9-2 (Lost 28-36)
1985	57,760	vs.	Kansas City 9-8 (Lost 27-47)
1986	67,950	vs.	Atlanta 9-7 (Lost 10-31)
1987	69,546	vs.	Minnesota 1-3-88 (wild card)(Lost 10-44)
1988	68,474	vs.	Dallas 10-3 (Won 20-17)#
1989	66,977	vs.	Dallas 9-10 (Won 28-0)
1990	68,647	vs.	Rams 12-31 (Won 20-17)*
1991	68,794	vs.	Atlanta 12-28 (wild card)(Lost 27-20)*
1992	68,893	vs.	Philadelphia 1-3 (wild card)(Lost 36-20)*
1993	69,043	vs.	Atlanta 10-24 (Lost 26-15)*
		vs.	Green Bay 11-14 (Lost 19-17)*
1994	69,362	vs.	Kansas City 9-4 (Lost 30-17)
1995	66,627	vs.	San Francisco 9-3 (Lost 24-22)
1996	53,297	vs.	San Francisco 11-3 (Lost 24-17)

#ABC Monday Night Football Telecast

*These figures represent tickets distributed for home games.

NOTE: Largest Superdome audience was 72,434 for first preseason game of 1975 (Houston 13, New Orleans 7). Preseason attendance figures are unofficial.

LARGEST ROAD CROWDS

1967	62,670	vs.	New York Giants 10-8 (Lost 21-27)
1968	71,025	vs.	Cleveland 11-10 (lost 17-35)
1969	68,282	vs.	Dallas 11-9 (Lost 17-33)
1970	66,140	vs.	Los Angeles 12-6 (Lost 16-34)
1971	73,610	vs.	Los Angeles 12-5 (Lost 28-45)
1972	66,303	vs.	Los Angeles 9-17 (Lost 14-34)
1973	70,358	vs.	Los Angeles 11-11 (Lost 7-29)
1974	64,178	vs.	Los Angeles 9-22 (Lost 0-24)
1975	60,771	vs.	Los Angeles 10-26 (Lost 14-38)
1976	61,685	vs.	Seattle 11-21 (Won 51-27)
1977	53,482	vs.	Philadelphia 11-6 (Lost 7-28)
1978	57,920	vs.	Dallas 11-19 (Lost 7-27)
1979	74,482	vs.	Denver 11-4 (Lost 3-10)
1980	78,147	vs.	Detroit 10-12 (Lost 13-24)
1981	76,059	vs.	Cleveland 10-18 (Lost 17-20)
1982	64,506	vs.	Dallas 12-19 (Lost 7-21)
1983	62,136	vs.	Dallas 9-25 (Lost 20-21)
1984	63,739	vs.	New York Giants 12-15 (Won 10-3)
1985	74,488	vs.	Denver 9-15 (Lost 23-34)
1986	72,765	vs.	New York Giants 9-28 (Lost 17-20)
1987	60,436	vs.	San Francisco 11-15 (Won 26-24)
1988	63,569	vs.	Seattle 10-16 (Won 20-19)
1989	70,037	vs.	Buffalo 12-10 (Won 22-19)
1990	60,112	vs.	San Francisco 12-23 (Won 13-10)
1991	74,816	vs.	Kansas City 9-8 (Won 17-10)
1992	67,328	vs.	Atlanta 9-20 (Won 10-7)
1993	66,500	vs.	San Francisco 11-22 (Lost 42-7)
1994	64,445	vs.	Denver 12-24 (Won 30-28)
1995	72,619	vs.	New York Giants 9-24 (Lost 45-29)
1996	70,888	vs.	Carolina 10-20 (Lost 19-7)

SAINTS INDIVIDUAL RECORDS

SERVICE

MOST SEASONS

13	Morten Andersen, 1982-94
13	Hoby Brenner, 1981-93
13	Stan Brock, 1980-92
13	Rickey Jackson, 1981-93
13	Derland Moore, 1973-85
13	Frank Warren, 1981-89, 91-94
13	Jim Wilks, 1981-93

MOST GAMES

196	Morten Andersen, 1982-94
195	Rickey Jackson, 1981-93
189	Frank Warren, 1981-89, 91-94
186	Stan Brock, 1980-92
183	Jim Wilks 1981-93

SCORING

TOTAL POINTS

Career

1318	Morten Andersen, 1982-94 (302 FGs, 412 PATs)
318	Dalton Hilliard, 1986-93 (53 TDs)

Season

121	Morten Andersen, 1987 (28 FGs, 37 PATs)
120	Morten Andersen, 1985 (31 FGs, 27 PATs)
120	Morten Andersen, 1992 (29 FGs, 33 PATs)

Game

18	Walt Roberts vs. Philadelphia 11-5-67 (3 TDs)
18	Danny Abramowicz vs. San Francisco 9-26-71 (3 TDs)
18	Archie Manning vs. Chicago 10-2-77 (3 TDs)

18	Chuck Muncie vs. San Francisco 11-11-79 (3 TDs)
18	George Rogers at Rams 11-8-81 (3 TDs)
18	Wayne Wilson vs. Atlanta 1-2-83 (3 TDs)
18	Dalton Hilliard at Rams 10-22-89 (3 TDs)
18	Rueben Mayes vs. Phoenix 9-23-90 (3 TDs)
18	Mario Bates at Rams 12-4-94 (3 TDs)

Opponent/Game

24	Dave Williams at St. Louis 11-2-69 (4 TDs)
24	Wayne Morris at St. Louis 10-23-77 (4 TDs)
24	Rodney Hampton at Giants 9-24-95 (4 TDs)

TOUCHDOWNS

Career

53	Dalton Hilliard, 1986-93
48	Eric Martin, 1985-93
37	Danny Abramowicz, 1967-73

Season

18	Dalton Hilliard, 1989
13	George Rogers, 1981
11	Chuck Muncie, 1979

Game

3	Walt Roberts vs. Philadelphia 11-5-67
3	Danny Abramowicz vs. San Francisco 9-26-71
3	Archie Manning vs. Chicago 10-2-77
3	Chuck Muncie vs. San Francisco 11-11-79
3	George Rogers at Rams 11-8-81

- 3 Wayne Wilson vs. Atlanta 1-2-83
- 3 Dalton Hilliard at Rams 10-22-89
- 3 Rueben Mayes vs. Phoenix 9-23-90
- 3 Mario Bates at Rams 12-4-94

Opponent/Game

- 4 Dave Williams at St. Louis 11-2-69 (all receiving)
- 4 Wayne Morris at St. Louis 10-23-77 (all rushing)
- 4 Rodney Hampton at Giants 9-24-95 (all rushing)

FIELD GOALS MADE**Career**

- 302 Morten Andersen, 1982-94 (389 atts.)
- 52 Charlie Durkee, 1967-68, 71-72 (101 atts.)

Season

- 31 Morten Andersen, 1985 (35 atts.)
- 29 Morten Andersen, 1992 (34 atts.)
- 28 Morten Andersen, 1987 (36 atts.)
- 28 Morten Andersen, 1993 (35 atts.)
- 28 Morten Andersen, 1994 (39 atts.)

Game

- 5 Charlie Durkee at Green Bay 11-28-71 (6 atts.)
- 5 Morten Andersen vs. Rams 12-1-85 (5 atts.)
- 5 Morten Andersen vs. San Francisco 10-25-87 (7 atts.)
- 5 Morten Andersen vs. Atlanta 12-3-92 (5 atts.)

- 5 Morten Andersen at Atlanta 12-11-94 (5 atts.)

Opponent/Game

- 6 Bobby Howfield at Jets 12-3-72 (7 atts.)
- 6 Ray Wersching, San Francisco 10-16-83 (6 atts.)
- 6 Norm Johnson, Atlanta, 11-13-94 (6 atts.)

LONGEST FIELD GOAL

- 63 Tom Dempsey vs. Detroit 11-8-70 (NFL Record)
- 60 Morten Andersen vs. Chicago 10-27-91

Opponent/Longest Field Goal

- 55 Joe Danelo at Giants 9-20-81
- 55 Morten Andersen at Atlanta 12-10-95 (twice)

FIELD GOALS ATTEMPTED**Career**

- 389 Morten Andersen, 1982-94 (302 made)
- 101 Charlie Durkee, 1967-68, 71-72 (52 made)

Season

- 41 Tom Dempsey, 1969 (22 made)
- 39 Morten Andersen, 1994 (28 made)
- 37 Charlie Durkee, 1968 (19 made)

Game

- 7 Tom Dempsey vs. Philadelphia 11-30-69 (4 made)
- 7 Morten Andersen vs. San Francisco 10-25-87 (5 made)

Opponent/Game

- 7 Bobby Howfield at Jets 12-3-72 (6 made)

POINTS AFTER TOUCHDOWN**Career**

- 412 Morten Andersen, 1982-94 (418 atts.)
- 87 Charlie Durkee, 1967-68, 71-72 (88 atts.)
- 79 Rich Szaro, 1975-78 (86 atts.)

Season

- 44 Morten Andersen, 1989 (45 atts.)
- 39 Garo Yepremian, 1979 (40 atts.)
- 38 Morten Andersen, 1991 (38 atts.)

Game

- 6 Tom Dempsey at St. Louis 11-2-69 (7 atts.)
- 6 Rich Szaro at Seattle 11-21-76 (6 atts.)
- 6 Rich Szaro at Chicago 10-2-77 (6 atts.)
- 6 Garo Yepremian at Tampa Bay 10-14-79 (6 atts.)
- 6 Morten Andersen vs. Denver 11-20-88 (6 atts.)

Opponent/Game

- 8 Nick Mike-Mayer, Atlanta 9-16-73 (8 atts.)

RUSHING**TOTAL YARDS****Career**

- 4,267 George Rogers, 1981-84 (995 atts.)
- 4,164 Dalton Hilliard, 1986-93 (1,126 atts.)

- 3,408 Rueben Mayes, 1986-88, 90 (837 atts.)
- 3,386 Chuck Muncie, 1976-80 (787 atts.)

Season

- 1,674 George Rogers, 1981 (378 atts.)
- 1,353 Rueben Mayes, 1986 (286 atts.)
- 1,262 Dalton Hilliard, 1989 (344 atts.)

Game

- 206 George Rogers vs. St. Louis 9-4-83 (24 atts.)
- 203 Rueben Mayes vs. Miami 12-7-86 (28 atts.)

Opponent/Game

- 247 Willie Ellison at Rams 12-5-71 (26 atts.)
- 214 LeShon Johnson, Arizona 9-22-96 (21 atts.)
- 212 Jerome Bettis, Rams 12-12-93 (28 atts.)
- 202 Gerald Riggs, Atlanta 9-2-84 (35 atts.)

ATTEMPTS**Career**

- 1,126 Dalton Hilliard, 1986-93 (4,164 yards)
- 995 George Rogers, 1981-84 (4,267 yards)
- 837 Rueben Mayes, 1986-88, 90 (3,408 yards)

Season

- 378 George Rogers, 1981 (1,674 yards)
- 344 Dalton Hilliard, 1989 (1,262 yards)

Game

- 35 Earl Campbell at Minnesota
11-24-85 (160 yards)
35 Dwight Beverly at St. Louis
10-11-87 (139 yards)
34 Wayne Wilson vs. Miami
10-2-83 (160 yards)

Opponent/Game

- 39 Gerald Riggs, Atlanta
12-22-85 (158 yards)

MOST 100-YARD RUSHING DAYS**Career**

- 16 George Rogers, 1981-84
11 Rueben Mayes, 1986-88, 90

Season

- 9 George Rogers, 1981
6 Rueben Mayes, 1986

**DUAL 100-YARD RUSHING DAYS
OPPONENT****vs. San Francisco, 11-13-77**

Wilbur Jackson, 22-123
Del Williams, 25-110, 1 TD

vs. St. Louis, 10-5-80

Otis Anderson, 22-126
Wayne Morris, 22-102, 3 TDs

**LONGEST SCORING RUNS
FROM SCRIMMAGE**

- 79 George Rogers at Cleveland
10-18-81
76 George Rogers vs. St. Louis
9-4-83
74 Tony Galbreath at
Kansas City 9-26-76
74 Lorenzo Neal at Atlanta
9-12-93
73 Craig Heyward vs. Raiders
10-23-88

**Opponent/Longest Scoring
Runs**

- 80 Willie Ellison at Rams
12-5-71
77 Dick Hoak, at Pittsburgh,
10-20-68
74 MacArthur Lane, at St. Louis,
10-11-70
71 Jerome Bettis, Rams,
12-12-93
70 LeShon Johnson, Arizona
9-22-96

**LONGEST NON-SCORING
RUN FROM SCRIMMAGE**

- 73 George Rogers vs.
Philadelphia 10-11-81

**Opponent/Longest Non-
Scoring Runs**

- 66 Eric Dickerson, Rams 10-14-84
62 John Settle at Atlanta 9-11-88

TOUCHDOWNS RUSHING**Career**

- 39 Dalton Hilliard, 1986-93
28 Chuck Muncie, 1976-80
27 Tony Galbreath, 1976-80

Season

- 13 George Rogers, 1981
13 Dalton Hilliard, 1989
11 Chuck Muncie, 1979

Game

- 3 Archie Manning vs. Chicago
10-2-77
3 Chuck Muncie vs. San Francisco
11-11-79
3 George Rogers at Rams 11-8-81
3 Wayne Wilson vs. Atlanta 1-2-83
3 Rueben Mayes vs. Phoenix
9-23-90
3 Mario Bates at Rams 12-4-94

Opponent/Game

- 4 Wayne Morris at St. Louis
10-23-77
4 Rodney Hampton at Giants
9-24-95

BEST AVERAGE**Career (min. 250 attempts)**

- 5.7 Archie Manning, 1971-82
(2,058 yds, 358 atts.)
5.4 Hokie Gajan, 1982-85
(1,358 yds, 252 atts.)

Season (min. 75 attempts)

- 6.0 Hokie Gajan, 1984
(615 yds, 102 atts.)
5.1 Hokie Gajan, 1983
(415 yds, 81 atts.)
5.0 Chuck Muncie, 1979
(1,198 yds, 238 atts.)

Game (min. 8 attempts)

- 10.8 Lorenzo Neal at Atlanta 9-12-93
(8-86)
10.43 Tony Galbreath vs. Kansas City
9-26-76 (14-146)
10.4 Gill Fenerty at Rams 12-9-90
(10-104)
10.3 Hokie Gajan vs. Jets 11-21-83
(11-113)

Opponent/Game

- 12.8 Steve Young, at San Francisco
12-23-90 (8-102)

RECEIVING**TOTAL RECEPTIONS****Career**

- 532 Eric Martin, 1985-93
(7,854 yards)
309 Danny Abramowicz, 1967-73
(4,875 yards)
284 Tony Galbreath, 1976-80
(2,221 yards)

Season

- 85 Eric Martin, 1988 (1,083 yards)
82 Quinn Early, 1994 (894 yards)
81 Quinn Early, 1995 (1,087 yards)
77 Michael Haynes, 1994
(985 yards)
74 Tony Galbreath, 1978 (582 yards)

Game

- 14 Tony Galbreath at Green Bay
9-10-78 (122 yards)
12 Danny Abramowicz vs. Pittsburgh
10-29-67 (156 yards)
12 John Beasley vs. San Diego
11-18-73 (127 yards)

Opponent/Game

- 15 Willie Anderson, Rams 11-26-89
(336 yards)
12 Rickey Young, Minnesota 9-3-78
(134 yards)
12 John Spagnola, Philadelphia
10-6-84 (124 yards)
12 Cris Carter, at Minnesota 11-6-94
(151 yards)
12 Cris Carter, at Minnesota
10-19-95 (137 yards)

TOTAL RECEIVING YARDS**Career**

- 7,844 Eric Martin, 1985-92
(532 receptions)
4,875 Danny Abramowicz, 1967-72
(308 receptions)

Season

- 1,090 Eric Martin, 1989 (68 receptions)
1,087 Quinn Early, 1995 (81 receptions)
1,083 Eric Martin, 1988 (85 receptions)
1,069 Wes Chandler, 1979
(65 receptions)
1,051 Danny Abramowicz, 1969
(73 receptions)
1,041 Eric Martin, 1992 (68 receptions)

Game

- 205 Wes Chandler vs. Atlanta 9-2-79
(6 receptions)
200 Torrance Small at Denver
12-24-94 (6 receptions)
179 Floyd Turner vs. Chicago
10-27-91 (9 receptions)

Opponent/Game

- 336 Willie Anderson (NFL record),
Rams 11-26-89 (15 receptions)
248 Richard Johnson, at Detroit
12-3-89 (8 receptions)
212 Mark Carrier, Tampa Bay 12-6-87
(8 receptions)

MOST 100-YARD RECEIVING DAYS**Career**

- 18 Eric Martin, 1985-93
10 Danny Abramowicz, 1967-73
9 Wes Chandler, 1978-81

Season

- 5 Eric Martin, 1989
4 Danny Abramowicz, 1969

DUAL 100-YARD RECEIVING DAYS, OPPONENT**at Cleveland, 11-10-68**

- Paul Warfield, 5-107
Leroy Kelly, 3-104

at St. Louis, 11-2-69

- Dave Williams, 8-164
John Gilliam, 5-106

at Minnesota 12-1-74

- Jim Lash, 3-112
John Gilliam, 5-109

at Giants, 9-20-81

- Johnny Perkins, 8-118
Gary Shirk, 11-101

at Rams, 12-9-90

- Willie Anderson, 5-123
Henry Ellard, 5-107

at Minnesota, 11-6-94

- Jake Reed, 8-157
Cris Carter, 12-151

vs. Atlanta, 11-13-94

- Terance Mathis, 10-125
Andre Rison, 8-118

vs. Atlanta, 9-17-95

- Eric Metcalf, 11-155
Bert Emanuel, 6-104

at Minnesota, 11-19-95

- Qadry Ismail, 5-142
Cris Carter, 12-137

vs. Carolina, 11-26-95

- Mark Carrier, 6-132
Willie Green, 4-105

LONGEST TOUCHDOWN RECEPTIONS

- 82 Mike Waters from John Fourcade
vs. Rams 10-4-87
80 Danny Abramowicz from
Billy Kilmer at Washington
12-17-67
79 Bob Newland from
Archie Manning vs. Los Angeles
11-17-74
78 Michael Haynes from Jim Everett
at Atlanta 12-11-94
75 Torrance Small from Jim Everett
at Denver 12-24-94

Opponent/Longest Touchdown Receptions

- 98 Michael Haynes from
Bobby Hebert at Atlanta 9-12-93
88 Harmon Wages from Bob Berry
at Atlanta 12-7-69

LONGEST NON-SCORING RECEPTIONS

- 96 Walt Roberts from Billy Kilmer
at Philadelphia 11-19-67
85 Wes Chandler from
Archie Manning at San Francisco
9-23-79
84 Eric Martin from Bobby Hebert
vs. Green Bay 9-14-86

Opponent/Longest Non-Scoring Reception

- 84 Ken Burroughs from Bob Berry,
Atlanta 12-19-71

TOUCHDOWNS RECEIVING**Career**

- 48 Eric Martin, 1985-93
37 Danny Abramowicz, 1967-73

Season

- 9 Henry Childs, 1977
8 Eric Martin, 1989
8 Floyd Turner, 0991
8 Quinn Early, 1995

Game

- 3 Danny Abramowicz vs.
San Francisco 8-26-71

Opponent/Game

- 4 Dave Williams at St. Louis
11-2-69

MOST TOTAL YARDS FROM SCRIMMAGE**Career**

- 7,865 Eric Martin, 1985-93
(7,854 receiving)
6,397 Dalton Hilliard, 1986-93
(4,164 rushing)
5,086 Tony Galbreath, 1976-80
(2,865 rushing)

Season

- 1,800 George Rogers, 1981
(1,674 rushing)
1,776 Dalton Hilliard, 1989
(1,262 rushing)
1,506 Chuck Muncie, 1979
(1,198 rushing)

Game

- 225 Rueben Mayes vs. Miami 12-7-86
(203 rushing)
206 George Rogers vs. St. Louis
9-4-83 (all rushing)
205 Wes Chandler vs. Atlanta 9-2-79
(all receiving)
200 Torrance Small at Denver
12-24-94 (all receiving)

Opponent/Game

- 326 Willie Anderson, Rams 11-26-69
(all receiving)

PASSING**TOTAL YARDS****Career**

- 21,734 Archie Manning, 1971-75,
77-82 (3,328 atts., 1,848 comp.)
14,630 Bobby Hebert, 1985-89, 91-92
(2,055 atts., 1,202 comp.)
10,622 Jim Everett, 1994-96
(1,571 atts., 958 comp.)
7,490 Billy Kilmer, 1967-70
(1,116 atts., 592 comp.)
6,987 Dave Wilson, 1981, 83-88
(1,038 atts., 551 comp.)

Season

- 3,970 Jim Everett, 1995
(567 atts., 345 comp.)
3,855 Jim Everett, 1994
(540 atts., 346 comp.)
3,716 Archie Manning, 1980
(509 atts., 309 comp.)

Game

- 377 Archie Manning at San Francisco 12-7-80 (24-38)
 376 Jim Everett vs. Washington 9-11-94 (31-46)
 370 Jim Everett vs. Atlanta 9-17-95 (29-43)
 355 Archie Manning at San Francisco 9-23-79 (20-28)
 355 Bobby Hebert at Phoenix 10-18-92 (19-26)

Opponent/Game

- 454 Jim Everett, Rams 11-26-89 (29-51)
 420 Warren Moon, at Minnesota 11-6-94 (33-57)
 397 Bill Kenney, Kansas City 9-8-85 (22-34)
 386 Jeff George, Atlanta 9-17-95 (27-39)
 384 Jim Zorn, at Seattle 11-18-79 (24-33)

PASS ATTEMPTS**Career**

- 3,335 Archie Manning, 1971-75, 77-82 (1,849 comp.)
 2,055 Bobby Hebert, 1985-89, 91-92 (1,202 comp.)
 1,571 Jim Everett, 1994-96 (958 comp.)
 1,116 Billy Kilmer, 1967-70 (592 comp.)

Season

- 567 Jim Everett, 1995 (345 comp.)
 540 Jim Everett, 1994 (346 comp.)
 509 Archie Manning, 1980 (309 comp.)
 478 Bobby Hebert, 1988 (280 comp.)
 471 Archie Manning, 1978 (291 comp.)
 464 Jim Everett, 1996 (267 comp.)

Game

- 55 Jim Everett at San Francisco 9-25-94 (31 comp.)
 53 Archie Manning at Green Bay 9-10-78 (33 comp.)
 52 Archie Manning vs. New England 12-10-72 (24 comp.)
 52 Archie Manning vs. San Francisco 11-23-75 (25 comp.)

Opponent/Game

- 59 Steve Grogan at New England 11-12-89 (27 comp.)
 57 Warren Moon, at Minnesota 11-6-94 (33 comp.)

PASS COMPLETIONS**Career**

- 1,849 Archie Manning, 1971-75, 77-82 (3,335 atts.)
 1,202 Bobby Hebert, 1985-89, 91-92 (2,055 atts.)
 958 Jim Everett, 1994-96 (1,571 atts.)
 592 Billy Kilmer, 1967-70 (1,116 atts.)

Season

- 346 Jim Everett, 1994 (540 atts.)
 345 Jim Everett, 1995 (567 atts.)
 309 Archie Manning, 1980 (509 atts.)
 291 Archie Manning, 1978 (471 atts.)
 280 Bobby Hebert, 1988 (478 atts.)

Game

- 33 Archie Manning at Green Bay 9-10-78 (53 atts.)
 31 Bobby Hebert vs. San Francisco 10-8-89 (49 atts.)
 31 Jim Everett vs. Washington 9-11-94 (46 atts.)
 31 Jim Everett at San Francisco 9-25-94 (55 atts.)
 31 Jim Everett at Atlanta 12-10-95 (47 atts.)

Opponent/Game

- 33 Warren Moon, at Minnesota 11-6-94 (57 atts.)
 31 Jim Everett, at Rams 12-9-90 (50 atts.)
 29 Jeff Kemp at San Francisco 9-21-86 (44 atts.)
 29 Jim Everett, Rams 11-26-89 (51 atts.)
 29 Jeff George, Atlanta, 11-13-94 (49 atts.)
 29 Bernie Kosar, Miami, 10-15-95 (42 atts.)
 29 Elvis Grbac, at San Francisco, 10-29-95 (42 atts.)

LONGEST TOUCHDOWN COMPLETIONS

- 82 John Fourcade to Mike Waters vs. Rams 10-4-87
 80 Billy Kilmer to Danny Abramowicz at Washington 12-17-67
 79 Archie Manning to Bob Newland vs. Los Angeles 11-17-74
 78 Jim Everett to Michael Haynes at Atlanta 12-11-94
 75 Jim Everett to Torrance Small at Denver 12-24-94

Opponent/Longest Touchdown Completions

- 98 Bobby Hebert to Michael Haynes at Atlanta 9-12-93
 88 Bob Berry to Harmon Wages at Atlanta 12-7-69

LONGEST NON-SCORING COMPLETIONS

- 96 Billy Kilmer to Walt Roberts at Philadelphia 11-19-67
 85 Archie Manning to Wes Chandler at San Francisco 9-23-79
 84 Bobby Hebert to Eric Martin vs. Green Bay 9-14-86

Opponent/Longest Non-Scoring Completion

- 84 Bob Berry to Ken Burrough, Atlanta 12-19-71

MOST CONSECUTIVE COMPLETIONS

- 15 Archie Manning, 1979 (7th and 8th games)

Opponent

- 18 Don Majkowski at Green Bay 9-17-89

PASSING PERCENTAGE Career

- 61.0 Jim Everett, 1994-96 (1,571 atts., 958 comp.)
 58.5 Bobby Hebert, 1985-89, 91-92 (2,055 atts., 1,202 comp.)
 57.2 Ken Stabler, 1982-84 (500 atts., 326 comp.)
 55.4 Archie Manning, 1971-75, 77-82 (3,335 atts., 1,849 comp.)

Season

- 64.1 Jim Everett, 1994 (540 atts., 346 comp.)
 62.9 Bobby Hebert, 1989 (353 atts., 222 comp.)
 61.9 Ken Stabler, 1982 (189 atts., 117 comp.)
 61.8 Archie Manning, 1978 (471 atts., 291 comp.)

Game

- 90.9 Mike Buck at Pittsburgh 10-17-93 (10-11)
 87.0 Bobby Hebert vs. Denver 11-20-88 (20-23)
 85.2 Jim Everett at Denver 12-20-94 (23-27)
 84.2 Bobby Hebert vs. Dallas 9-10-89 (16-19)

Opponent/Game

- 90.9 Scott Hunter at Atlanta 10-31-76
(10-11)
90.5 Lynn Dickey, Green Bay
12-13-81 (19-21)

TOUCHDOWN PASSES**Career**

- 115 Archie Manning, 1971-75, 77-82
85 Bobby Hebert, 1985-89, 91-92
60 Jim Everett, 1994-95
47 Billy Kilmer, 1967-70

Season

- 26 Jim Everett, 1995
23 Archie Manning, 1980
22 Jim Everett, 1994
20 Billy Kilmer, 1969
20 Bobby Hebert, 1988

Game

- 6 Billy Kilmer at St. Louis 11-2-69
4 Bobby Hebert vs. San Francisco
9-4-88
4 Jim Everett vs. Miami 10-15-95

Opponent/Game

- 6 Charley Johnson at St. Louis
11-2-69

QUARTERBACK RATING**Career**

- 81.1 Jim Everett, 1994-96
(958-1,571, 60 TDs, 48 INTs)
79.2 Bobby Hebert, 1985-89, 91-92
(1,202-2,055, 85 TDs, 75 INTs)

Season

- 87.0 Jim Everett, 1995
(345-567, 26 TDs, 14 INTs)
84.9 Jim Everett, 1994
(346-540, 22 TDs, 18 INTs)
82.9 Bobby Hebert, 1987
(164-294, 15 TDs, 9 INTs)
82.9 Bobby Hebert, 1992
(249-422, 19 TDs, 16 INTs)

PASSES HAD INTERCEPTED**Career**

- 156 Archie Manning, 1971-75, 77-82
75 Bobby Hebert, 1985-89, 91-92
62 Billy Kilmer, 1967-70

Season

- 21 Archie Manning, 1972
20 Archie Manning, 1979 & 1980

Game

- 5 Archie Manning vs. Atlanta
9-16-73
5 Archie Manning vs. Rams
10-7-79

Opponent/Game

- 5 Randy Wright, Green Bay
9-14-86
5 Scott Campbell at Atlanta 11-1-87

MOST TIMES SACKED**Career**

- 337 Archie Manning, 1971-75, 77-82
119 Bobby Hebert, 1985-89, 91-92
98 Dave Wilson, 1981, 83-88

Season

- 49 Archie Manning, 1975
43 Archie Manning, 1972
41 Archie Manning, 1980

Game

- 9 Dave Wilson at San Francisco
11-13-83
9 Dave Wilson at Rams 11-3-85
9 Wade Wilson at Cleveland
12-5-93

Opponent/Game

- 7 Wade Wilson at Minnesota
12-21-86

TOTAL OFFENSE**MOST RUNNING AND PASSING PLAYS****Career**

- 3,693 Archie Manning, 1971-75, 77-82
(3,335 passing)
2,197 Bobby Hebert, 1985-89, 91-92
(2,055 passing)

Season

- 591 Jim Everett, 1995 (567 passing)
555 Jim Everett, 1994 (540 passing)
532 Archie Manning, 1980
(509 passing)
515 Bobby Hebert, 1988
(478 passing)
511 Archie Manning, 1972
(448 passing)
509 Archie Manning, 1978
(471 passing)

Game

- 56 Jim Everett at San Francisco
9-25-94 (55 passing)
54 Archie Manning at Green Bay
9-10-78 (53 passing)
54 Archie Manning vs. New England
12-10-72 (52 passing)

Opponent/Game

- 61 Steve Grogan at New England
11-12-89 (59 passing)
59 Warren Moon at Minnesota
11-6-94 (57 passing)

MOST TOTAL YARDS

(does not include yards lost attempting to pass)

Career

- 23,792 Archie Manning, 1971-75,
77-82 (21,734 passing)
15,082 Bobby Hebert, 1985-89, 91-92
(14,630 passing)
10,625 Jim Everett, 1994-96
(10,622 passing)

- 7,789 Billy Kilmer, 1967-70
(7,490 passing)

Season

- 4,012 Jim Everett, 1995
(3,970 passing)
3,890 Jim Everett, 1994
(3,855 passing)
3,882 Archie Manning, 1980
(3,716 passing)
3,618 Archie Manning, 1978
(3,416 passing)

Game

- 394 Wade Wilson at Atlanta 9-12-93
(341 passing)
381 Archie Manning at San Francisco
12-7-80 (377 passing)
376 Jim Everett vs. Washington
9-11-94 (all passing)

Opponent/Game

- 452 Jim Everett, Rams 11-26-89
(454 passing)

PUNTING**MOST PUNTS****Career**

- 447 Tom Blanchard, 1974-78
(41.3 avg.)
433 Tommy Barnhardt, 1987, 1989-94
(43.0 avg.)
363 Brian Hansen, 1984-88
(42.0 avg.)

Season

- 101 Tom Blanchard, 1976 (39.3 avg.)
92 Tom Blanchard, 1975 (41.0 avg.)
88 Tom Blanchard, 1974 (42.1 avg.)
89 Russell Erxleben, 1980
(39.2 avg.)
87 Klaus Wilmsmeyer, 1996
(40.8 avg.)

Game

- 12 Tom Blanchard vs. Minnesota
11-16-75 (42.9 avg.)
11 Steve O'Neal at San Francisco
10-21-73 (41.6 avg.)
11 Russell Erxleben vs. Washington
12-26-82 (44.7 avg.)

Opponent/Game

- 11 Shawn McCarthy, at New England
11-8-92 (42.1 avg.)

HIGHEST AVERAGE**Career**

- 43.0 Tommy Barnhardt, 1987, 1989-94
(433 punts)
42.3 Tom McNeill, 1967-69
(130 punts)
42.0 Brian Hansen, 1984-88
(363 punts)

Season

- 44.0 Tommy Barnhardt, 1992
(67 punts)
43.8 Brian Hansen, 1984 (69 punts)
43.6 Tommy Barnhardt, 1993
(77 punts)
43.6 Tommy Barnhardt, 1994
(67 punts)
43.5 Tommy Barnhardt, 1991
(86 punts)

LONGEST PUNT

- 81 Tom McNeill vs. Dallas 9-28-69

Opponent/Longest Punt

- 87 Dave Finzer at Chicago 10-7-84

PUNT RETURNS**MOST RETURNS****Career**

- 116 Tyrone Hughes, 1993-96
(9.1 avg.)
104 Jeff Groth, 1981-84 (8.5 avg.)
75 Rich Mauti, 1977-80, 82-83
(8.1 avg.)

Season

- 39 Jeff Groth, 1983 (7.1 avg.)
38 Rich Mauti, 1977 (7.4 avg.)
37 Howard Stevens, 1974
(10.2 avg.)
37 Jeff Groth, 1981 (11.8 avg.)
37 Vince Buck, 1990 (8.2 avg.)
37 Tyrone Hughes, 1993 (13.6 avg.)

Game

- 6 Pete Athas vs. Houston 10-3-76
(161 yards)
6 Rod Harris at Detroit 12-3-89
(38 yards)
6 Bobby Morse vs. Indianapolis
12-24-89 (28 yards)
6 Vince Buck vs. Minnesota
9-22-91 (37 yards)
6 Tyrone Hughes at Carolina
10-22-95 (36 yards)

Opponent/Game

- 10 Mike Nelms, Washington
12-26-82 (106 yards)

MOST YARDS**Career**

- 1,060 Tyrone Hughes, 1993-96
(116 returns)
887 Jeff Groth, 1981-84 (104 returns)
657 Mel Gray, 1986-88 (49 returns)
610 Rich Mauti, 1977-80, 82-83
(75 returns)

Season

- 503 Tyrone Hughes, 1993
(37 returns)
436 Jeff Groth, 1981 (37 returns)

Game

- 161 Pete Athas vs. Houston 10-3-76
(6 returns)
130 Mel Gray vs. Tampa Bay 12-6-87
(2 returns)
128 Tyrone Hughes at Rams 10-3-93
(4 returns)

Opponent/Game

- 143 Chuck Latourette, St. Louis
9-29-68 (3 returns)

BEST AVERAGE**Career (min. 25 returns)**

- 13.4 Mel Gray, 1986-88 (49 returns)
10.1 Howard Stevens, 1973-74
(54 returns)

Season (min. 10 returns)

- 14.7 Mel Gray, 1987 (24 returns)
13.6 Tyrone Hughes, 1993
(37 returns)
12.2 Gil Chapman, 1975 (17 returns)
12.2 Mel Gray, 1988 (25 returns)

LONGEST RETURNS

- 83t Tyrone Hughes at Philadelphia
12-26-93
80 Mel Gray vs. Tampa Bay 12-6-87

Opponent/Longest Return

- 103t Robert Bailey, Rams, 10/23/94
(NFL Record)

PUNTS RETURNED FOR TOUCHDOWNS

- 83 Tyrone Hughes at Philadelphia
12-26-93
74 Tyrone Hughes at Rams 10-3-93
66 Mel Gray vs. Denver 11-20-88
56 Derrick Shepard vs. Dallas
9-10-89
53 Charlie Brown vs. Pittsburgh
12-15-68

Opponent/Longest Punt Returns for Touchdowns

(Total of 17)

- 103 Robert Bailey, Rams 10-23-94
(NFL Record)
88 Mike Fuller, San Diego 10-9-77
86 Chuck Latourette, St. Louis
9-29-68

- 84 Ron Smith at San Diego 11-18-73
84 Winslow Oliver, Carolina 9-8-96

KICKOFF RETURNS**MOST RETURNS****Career**

- 229 Tyrone Hughes, 1993-96
(24.97 avg.)
124 Rich Mauti, 1977-80, 82-83
(22.9 avg.)
94 Mel Gray, 1986-88 (23.3 avg.)

Season

- 70 Tyrone Hughes, 1996
(NFL Record) (25.6 avg.)
66 Tyrone Hughes, 1995 (24.5 avg.)
63 Tyrone Hughes, 1994 (24.7 avg.)
43 Margene Adkins, 1972
(23.7 avg.)
41 Jimmy Rogers, 1980 (22.9 avg.)

Game

- 8 Tyrone Hughes vs. San Diego
10-16-94 (196 yards)
8 Tyrone Hughes at Minnesota
11-19-95 (156 yards)
7 Tyrone Hughes vs. Rams
10-23-94 (304 yards)
7 Tyrone Hughes vs. Atlanta
9-17-95 (199 yards)
7 Tyrone Hughes vs. Green Bay
12-16-95 (194 yards)
7 Tyrone Hughes at Cincinnati
9-15-96 (205 yards)
6 11 times by 5 different players

Opponent/Game

- 7 Dennis Pearson, Atlanta 9-2-79
(122 yards)
7 Butler By'not'e, Carolina 11-26-95
(110 yards)

MOST YARDS**Career**

- 5,717 Tyrone Hughes, 1993-96
(229 returns)

- 2,836 Rich Mauti, 1977-80, 82-83
(124 returns)
2,192 Mel Gray, 1986-88 (94 returns)

Season

- 1,791 Tyrone Hughes, 1996
(NFL Record) (70 returns)
1,617 Tyrone Hughes, 1995
(66 returns)
1,556 Tyrone Hughes, 1994
(63 returns)
1,020 Margene Adkins, 1972
(43 returns)

Game

- 304 Tyrone Hughes vs. Rams
10-23-94 (NFL Record)(7 returns)
205 Tyrone Hughes at Cincinnati
9-15-96 (7 returns)
199 Tyrone Hughes vs. Atlanta
9-17-95 (7 returns)
196 Tyrone Hughes vs. San Diego
10-16-94 (8 returns)
194 Tyrone Hughes vs. Green Bay
12-16-95 (7 returns)
186 Mel Gray at San Francisco
9-21-86 (3 returns)

Opponent/Game

- 198 Clarence Verdin, at Atlanta
12-11-94 (7 returns)
190 Deion Sanders, Atlanta 12-3-92
(6 returns)
189 Dave Hampton, at Green Bay
11-28-71 (5 returns)

BEST AVERAGE**Career (min. 25 returns)**

- 26.3 Walt Roberts, 1967 (28 returns)
26.1 John Gilliam, 1967-68, 1977
(31 returns)

Season (min. 10 returns)

- 27.9 Don Shy, 1969 (16 returns)
27.9 Mel Gray, 1986 (31 returns)
27.8 Bobby Morse, 1989 (10 returns)

KICKOFFS RETURNED FOR TOUCHDOWNS

- 101 Mel Gray at San Francisco
9-21-86
99 Bobby Morse at Detroit 12-3-89
99 Tyrone Hughes at Minnesota
11-28-93
98 Tyrone Hughes vs. Rams
10-23-94
94 John Gilliam vs. Rams 9-17-67
92 Clarence Chapman at
San Francisco 11-27-77
92 Tyrone Hughes vs. Rams
10-23-94
91 Walt Roberts vs. Philadelphia
11-5-67

**Opponent/Kickoffs
Returned for Touchdowns**

- 105 Travis Williams at Rams 12-5-71
98 Dexter Carter at San Francisco
12-1-91
95 Nate Lewis at San Diego
11-17-91
94 Cliff Austin at Atlanta 10-20-85
93 Steve Odom, Green Bay
10-12-75
90 Dave Hampton at Green Bay
11-28-71

**COMBINED KICKOFF AND
PUNT RETURNS****MOST RETURNS****Career**

- 345 Tyrone Hughes, 1993-96
199 Rich Mauti, 1977-80, 82-83

Season

- 100 Tyrone Hughes, 1996
94 Tyrone Hughes, 1995
84 Tyrone Hughes, 1994

Game

- 11 Tyrone Hughes at Carolina
10-22-95

- 11 Tyrone Hughes vs. Arizona
9-22-96
10 Tyrone Hughes vs. Rams
10-23-94

MOST YARDS**Career**

- 6,777 Tyrone Hughes, 1993-96
3,446 Rich Mauti, 1977-80, 82-83
2,849 Mel Gray, 1986-88

Season

- 1,943 Tyrone Hughes, 1996
1,879 Tyrone Hughes, 1995
1,699 Tyrone Hughes, 1994
1,256 Tyrone Hughes, 1993

Game

- 347 Tyrone Hughes, vs. Rams
10-23-94 (NFL Record)
221 Tyrone Hughes, vs. Philadelphia
12-26-93

Opponent/Game

- 233 Chuck Latourette, St. Louis
9-29-68
225 Brian Mitchell, Washington
9-11-94

**MOST RETURNS FOR
TOUCHDOWNS****Career**

- 5 Tyrone Hughes, 1993-95
2 Mel Gray, 1986-88

Season

- 3 Tyrone Hughes, 1993
2 Tyrone Hughes, 1994

Game

- 2 Tyrone Hughes, vs. Rams
10-23-94

Opponent/Game

- 1 23 different players

INTERCEPTIONS**MOST INTERCEPTIONS****Career**

- 37 Dave Waymer, 1980-89
(395 yards)
36 Tommy Myers, 1972-81
(621 yards)

Season

- 10 Dave Whitsell, 1967 (178 yards)
9 Dave Waymer, 1986 (48 yards)

Game

- 3 Tommy Myers vs. Minnesota
9-3-78 (151 yards)
3 Dave Waymer vs. Philadelphia
10-6-85 (28 yards)
3 Reggie Sutton at Chicago
10-18-87 (42 yards)
3 Gene Atkins at Phoenix 12-22-91
(198 yards)

Opponent/Game

- 3 Pat Thomas, Rams 10-7-79
(5 yards)
3 Leonard Coleman at Indianapolis
10-12-86 (31 yards)

MOST YARDS RETURNED**Career**

- 621 Tommy Myers, 1972-81
(36 returns)
395 Dave Waymer, 1980-89
(37 returns)

Season

- 198 Gene Atkins, 1991 (5 returns)
178 Dave Whitsell, 1967 (10 returns)
167 Tommy Myers, 1978 (6 returns)

Game

- 151 Tommy Myers vs. Minnesota
9-3-78 (3 returns)
99 Gene Atkins at Phoenix 12-22-91
(3 returns)

- 94 Bo Burris vs. Minnesota 10-13-68
(1 return)

Opponent/Game

- 93 Ross Fichtner, Cleveland 10-1-67
(2 returns)

MOST RETURNS FOR TOUCHDOWNS**Career**

- 3 Brett Maxie, 1985-93
3 Jim Merlo, 1973-79
2 Toi Cook, 1987-93
2 Tommy Myers, 1972-81
2 Johnnie Poe, 1981-87
2 Dave Whitsell, 1967-69
2 Dennis Winston, 1982-85

Season

- 2 Dave Whitsell, 1967
2 Jim Merlo, 1976
2 Dennis Winston, 1984

Game

- 1 22 different players

Opponent/Game

- 2 Eric Allen, at Philadelphia
12-26-93

LONGEST RETURNS

- 97t Tommy Myers vs. Minnesota
9-3-78
94t Bo Burris vs. Minnesota 10-13-68

Opponent/Longest Returns

- 88 Ross Fichtner, Cleveland
10-1-67#
78t Jesse Solomon at Minnesota
12-4-88

#Lateral from Erich Barnes

QUARTERBACK SACKS**MOST SACKS****Career**

- 123 Rickey Jackson, 1981-93

- 76.5 Pat Swilling, 1986-92
64.5 Wayne Martin, 1989-96
57 Frank Warren 1981-89, 91-94

Season

- 17 Pat Swilling, 1991 (139 yards)
16.5 Pat Swilling, 1989 (164 yards)
15.5 Wayne Martin, 1992
(102 yards)

Most Sacks by a Rookie

- 9 Renaldo Turnbull, 1990
8 Rickey Jackson, 1981

Game

- 4 Rickey Jackson at Atlanta
12-14-86 (33 yards)
4 Rickey Jackson at Detroit
9-18-88 (34 yards)
4 Pat Swilling vs. Tampa Bay
11-11-90 (26 yards)
4 Wayne Martin vs. Atlanta 12-3-92
(26.5 yards)

Opponent/Game

- 6 Fred Dean at San Francisco
11-13-83 (41 yards)

FUMBLES**MOST OPPONENTS' FUMBLES RECOVERED****Career**

- 26 Rickey Jackson, 1981-93
17 Sam Mills, 1986-94
14 Dave Waymer, 1980-89
13 Gene Atkins, 1987-93

Season

- 7 Rickey Jackson, 1990
5 Joe Federspiel, 1975
5 Maurice Spencer, 1976
5 Jack Del Rio, 1985
5 James Geathers, 1989

Game

- 3 Maurice Spencer vs. Atlanta
10-10-76

LONGEST FUMBLE RETURN

- 86t Tyrone Hughes vs.
San Francisco 11-28-94
85t Ernie Jackson vs. Atlanta
10-15-72
76t Sam Mills at Jets 12-26-92

Opponent/Longest Fumble Return

- 98t Toby Wright, Rams 10-23-94
96t C.L. Whittington, Houston
10-3-76

MOST FUMBLES RETURNED FOR TOUCHDOWNS**Career**

- 2 Robert "Pig" Goff, 1990-95
2 Tyrone Hughes, 1993-95
2 Sam Mills, 1986-94
2 Tommy Myers, 1972-81
2 Frank Warren, 1981-89, 91-93

Season

- 2 Robert "Pig" Goff, 1992
2 Tyrone Hughes, 1994

MOST TIMES FUMBLED**Career**

- 57 Archie Manning, 1971-75, 77-82

Season

- 11 George Rogers, 1981 (6 lost)

Game

- 3 Billy Kilmer at St. Louis 12-3-67
3 Billy Kilmer vs. Cleveland
10-12-69
3 Howard Stevens at Dallas
9-24-73
3 Hokie Gajan vs. Tampa Bay
9-22-85 (2 lost)
3 Rueben Mayes vs. San Francisco
10-25-87 (2 lost)
3 Rueben Mayes at Pittsburgh
11-29-87 (2 lost)

SAINTS TEAM RECORDS

*Records set as a result of the (1982) nine-game season

SCORING MOST POINTS

Season

422 1987
386 1989
370 1979

Opponent/Season

487 1980

Game

51 Saints 51 at St. Louis 42, 11-2-69
51 Saints 51 at Seattle 27, 11-21-76

Opponent/Game

62 Atlanta 62 at Saints 7, 9-16-73

Half

42 at Tampa Bay 10-14-79 (2nd)

Opponent/Half

38 Atlanta 9-16-73 (2nd)

Quarter

28 at Seattle 11-21-76 (3rd)
28 vs. Oakland 12-3-79 (2nd)

Opponent/Quarter

28 at Philadelphia 11-19-67 (2nd)
28 at Chicago 10-10-71 (2nd)
28 vs. Rams 10-7-79 (2nd)

FEWEST POINTS

Season

129 1982*
163 1973
165 1975
166 1974

Opponent/Season

160 1982*
202 1992
211 1991

Game

0 10 times
(last time at New England 12-4-83)

Opponent/Game

0 12 times
(last time at Jets 12-24-95)

MOST TOUCHDOWNS

Season

46 1979, 1987, 1989

Opponent/Season

60 1980

Game

7 at St. Louis 11-2-69
6 at Seattle 11-21-76
6 at Chicago 10-2-77
6 at Tampa Bay 10-14-79
6 vs. Denver 11-20-88

Opponent/Game

8 Atlanta, 9-16-73

FEWEST TOUCHDOWNS

Season

16 1973, 1982*
17 1970

Opponent/Season

19 1982*
23 1991

MOST GAMES WITHOUT YIELDING A TOUCHDOWN

5 1991 (2 Shutouts)

MOST TOUCHDOWNS RUSHING

Season

28 1979
20 1983, 1987

Opponent/Season

28 1980

Game

5 at Tampa Bay 10-14-79

Opponent/Game

5 at St. Louis 10-23-77
5 at Giants 9-24-95

FEWEST TOUCHDOWNS RUSHING

Season

4 1970, 1985
5 1972, 1973

Opponent/Season

6 1987, 1991
7 1988, 1993

MOST TOUCHDOWNS PASSING Season

26 1980, 1995
23 1987, 1989

Opponent/Season

32 1969
31 1980

Game

6 at St. Louis 11-2-69

Opponent/Game

6 at St. Louis 11-2-69

FEWEST TOUCHDOWNS PASSING

Season

8 1975, 1976, 1981, 1982*

Opponent/Season

11 1982*
12 1991

MOST FIELD GOALS

Season

33 1987 (42 attempts)
31 1985 (35 attempts)

Opponent/Season

33 1996 (42 attempts)
31 1972 (34 attempts)

Game

5 at Green Bay (Milw.) 11-28-71
5 vs. Los Angeles Rams 12-1-85
(5 attempts)
5 vs. San Francisco 10-25-87 (7 attempts)
5 vs. Atlanta 12-3-92 (5 attempts)
5 at Atlanta 12-11-94 (5 attempts)

Opponent/Game

6 at Jets 12-3-72 (7 attempts)
6 San Francisco 10-16-83 (6 attempts)
6 Atlanta 11-13-94 (6 attempts)

MOST DEFENSIVE TOUCHDOWNS

Season

6 1992
4 1976, 1984, 1985

Opponent/Season

9 1993
5 1975, 1983, 1994

MOST POINTS AFTER TOUCHDOWN

Season

44 1979 (46 attempts)
44 1989 (46 attempts)
43 1987 (46 attempts)

Opponent/Season

56 1980 (60 attempts)

Game

6 at St. Louis 11-2-69 (7 attempts)
6 at Seattle 11-21-76 (6 attempts)
6 at Chicago 10-2-77 (6 attempts)
6 at Tampa Bay 10-14-79 (6 attempts)
6 vs. Denver 11-20-88 (6 attempts)

Opponent/Game

8 Atlanta, 9-16-73 (8 attempts)

FEWEST POINTS AFTER TOUCHDOWN

Season

15 1982* (16 attempts)
16 1970 (17 attempts)
16 1973 (16 attempts)

Opponent/Season

19 1982* (19 attempts)
22 1991 (23 attempts)
22 1992 (24 attempts)

MOST TWO-POINT CONVERSIONS

Season

2 1994, 1995, 1996

Opponent/Season

3 1994, 1995

Game

1 6 different times

Opponent/Game

2 Carolina, 11-26-95

GREATEST MARGIN OF VICTORY

42 Denver 0 at Saints 42, 11-20-88

GREATEST MARGIN OF DEFEAT

55 Atlanta 62 at Saints 7, 9-16-73

**MOST CONSECUTIVE GAMES
SCORING**

209 Current, beginning game 15, 1983

LONGEST WINNING STREAK9 1987 (games 7-15)
1990 (last 2) through 1991 (first 7)**LONGEST LOSING STREAK**

14 First 14 games of 1980

FIRST DOWNS**MOST FIRST DOWNS****Season**315 1979
308 1994
305 1988
304 1987, 1989**Opponent/Season**

360 1980

Game32 vs. Atlanta 1-2-83
30 at St. Louis 10-11-87
30 vs. Atlanta 11-13-94**Opponent/Game**

35 Atlanta 9-2-79

FEWEST FIRST DOWNS**Season**173 1982*
183 1970**Opponent/Season**150 1982*
215 1991**Game**2 at San Francisco 10-21-73
3 vs. St. Louis 10-5-80**Opponent/Game**6 vs. Rams, 9-15-91
6 vs. Minnesota 9-22-91
6 vs. Raiders 12-16-91
6 at New England 11-8-92**MOST FIRST DOWNS RUSHING****Season**160 1979
135 1983
131 1984**Opponent/Season**

178 1980

Game

19 at Seattle 11-21-76

Opponent/Game

23 St. Louis 10-4-80

**FEWEST FIRST DOWNS
RUSHING****Season**67 1967
75 1995
78 1994**Opponent/Season**58 1982*
63 1991**Game**0 at Philadelphia 10-26-69
0 vs. St. Louis 10-5-80
0 vs. San Francisco 9-3-95**Opponent/Game**0 vs. New England 11-30-86
0 at Detroit 9-18-88**MOST FIRST DOWNS PASSING****Season**203 1994
202 1995
183 1980**Opponent/Season**208 1994
198 1989
197 1986**Game**24 vs. Washington 9-11-94
18 vs. Tampa Bay 12-5-82
18 vs. Green Bay 12-16-95**Opponent/Game**23 at Minnesota 11-6-94
22 at San Francisco 11-13-83**FEWEST FIRST DOWNS
PASSING****Season**76 1982*
82 1975**Opponent/Season**81 1982*
103 1977**Game**

0 at San Francisco 10-21-73

Opponent/Game

0 at St. Louis 10-11-87

**MOST FIRST DOWNS BY PENALTY
Season**31 1969, 1971
30 1984**Opponent/Season**

34 1987

Game7 at Jets 10-26-86
7 at Tampa Bay 9-24-89**Opponent/Game**6 San Francisco, 10-25-87
6 at New England 11-12-89**NET YARDS****MOST YARDS GAINED****Season**5,627 1979 (2,476 rushing, 3,151 passing)
5,328 1989 (1,948 rushing, 3,380 passing)
5,182 1994 (1,336 rushing, 3,846 passing)
5,178 1995 (1,390 rushing, 3,788 passing)
5,131 1988 (2,046 rushing, 3,085 passing)**Opponent/Season**

6,218 1980 (3,106 rushing, 3,112 passing)

Game557 at Atlanta 9-12-93 (227 rushing,
330 passing)
526 vs. Miami 12-7-86 (257 rushing,
269 passing)

519 at San Francisco 12-7-80

(143 rushing, 376 passing)

512 vs. Atlanta 9-2-79 (188 rushing,
324 passing)

512 at San Francisco 9-23-79

(174 rushing, 338 passing)

508 at St. Louis 11- 2-69 (163 rushing,
345 passing)**Opponent/Game**552 Atlanta 9-2-79 (257 rushing,
295 passing)544 at Minnesota 11-19-95
(146 rushing, 398 passing)**FEWEST YARDS GAINED****Season**2,655 1982* (1,257 rushing, 1,398 passing)
3,189 1975 (1,642 rushing, 1,547 passing)**Opponent/Season**2,607 1982* (974 rushing, 1,633 passing)
3,795 1974 (1,758 rushing, 2,039 passing)
3,933 1991 (1,213 rushing, 2,720 passing)**Game**60 vs. Minnesota 11-16-75
(67 rushing, -7 passing)80 vs. St. Louis 10-5-80
(15 rushing, 65 passing)82 at San Francisco 10-21-73
(97 rushing, -15 passing)**Opponent/Game**117 vs. Raiders 12-16-91 (71 rushing,
46 passing)120 vs. Rams 9-15-91 (77 rushing,
43 passing)**HIGHEST AVERAGE
PER OFFENSIVE PLAY****Season**

5.7 1979 (995-5,627)

Opponent/Season

5.6 1980 (1,101-6,218)

Game9.0 at New England 12-3-95
(432 yards)

8.3 at Atlanta 9-12-93 (557 yards)

8.1 vs. Atlanta 9-2-79 (512 yards)

Opponent/Game

8.1 at St. Louis 11-2-69 (473 yards)

**LOWEST AVERAGE
PER OFFENSIVE PLAY****Season**

3.5 1975 (908-3,189)

Opponent/Season

4.3 1992 (949-4,075)

**RUSHING
MOST YARDS****Season**

2,476 1979 (551 attempts)
2,461 1983 (595 attempts)
2,286 1981 (546 attempts)

Opponent/Season

3,106 1980 (630 attempts)

Game

307 at Los Angeles 11-8-81 (52 attempts)
299 at Kansas City 9-26-76 (44 attempts)
276 at Rams 12-16-79 (54 attempts)
272 vs. St. Louis 9-4-83 (40 attempts)

Opponent/Game

340 Rams 11-25-73 (55 attempts)
330 St. Louis 10-5-80 (62 attempts)

FEWEST YARDS**Season**

1,193 1967 (334 attempts)
1,215 1970 (371 attempts)
1,230 1972 (336 attempts)

Opponent/Season

974 1982* (255 attempts)
1,213 1991 (335 attempts)

Game

7 vs. San Francisco 10-1-72 (16 attempts)
11 vs. Giants 12-20-93 (12 attempts)
15 vs. St. Louis 10-5-80 (9 attempts)
16 at Raiders 11-20-94 (11 attempts)

Opponent/Game

2 New England 11-30-86 (18 attempts)
14 Giants 11-27-88 (17 attempts)

MOST ATTEMPTS**Season**

595 1983 (2,461 yards)
569 1987 (2,190 yards)
546 1981 (2,286 yards)

Opponent/Season

630 1980 (3,106 yards)
623 1977 (2,729 yards)

Game

55 at Atlanta 10-20-74 (232 yards)
55 at San Francisco 10-15-78 (175 yards)

Opponent/Game

62 St. Louis 10-5-80 (330 yards)

FEWEST ATTEMPTS**Season**

331 1982* (1,257 yards)
334 1967 (1,193 yards)
336 1972 (1,230 yards)

Opponent/Season

255 1982* (974 yards)
334 1991 (1,213 yards)

Game

9 vs. St. Louis 10-5-80 (15 yards)

Opponent/Game

10 Dallas 9-10-89 (20 yards)

HIGHEST AVERAGE PER RUSH**Season**

4.5 1979 (551-2,476)

Opponent/Season

4.9 1980 (630-3,106)

Game

7.4 vs. Philadelphia 10-1-95 (16-119)
7.3 at Atlanta 9-12-93 (31-227)
7.1 vs. Miami 12-7-86 (36-257)

Opponent/Game

7.5 at Rams 12-5-71 (39-293)

LOWEST AVERAGE PER RUSH**Season**

3.3 1970 (371-1,215)

Opponent/Season

3.2 1986 (486-1,559)

Game

0.4 vs. San Francisco 10-1-72 (16-7)

Opponent/Game

0.1 New England 11-30-86 (18-2)

PASSING**MOST NET YARDS****Season**

3,846 1994
3,788 1995
3,648 1980
3,380 1989

Opponent/Season

3,860 1989

Game

380 vs. Washington 9-11-94

376 at San Francisco 12-7-80

367 at Denver 12-24-94

360 vs. Atlanta 9-17-95

349 at Phoenix 10-18-92

349 vs. Green Bay 12-16-95

Opponent/Game

415 Rams 11-26-89

410 at Minnesota 11-6-94

398 at Minnesota 11-19-95

395 Kansas City 9-8-85

FEWEST NET YARDS**Season**

1,398 1982*
1,547 1975
1,573 1977

Opponent/Season

1,633 1982*
1,900 1977

Game

-15 at San Francisco 10-21-73

-7 vs. Minnesota 11-16-75

0 at San Francisco 10-17-76

Opponent/Game

4 at St. Louis 10-11-87

16 at New England 12-4-83

MOST ATTEMPTS**Season**

573 1995 (349 completed)
569 1994 (366 completed)
566 1980 (334 completed)
508 1985 (260 completed)
506 1991 (292 completed)

Opponent/Season

577 1989 (320 completed)
575 1986 (330 completed)

Game

55 at San Francisco 9-25-94 (31 completed)

53 at Green Bay 9-10-78 (33 completed)

52 vs. New England 12-10-72
(24 completed)

52 vs. San Francisco 11-23-75
(25 completed)

Opponent/Game

59 at New England 11-12-89 (27 completed)

FEWEST ATTEMPTS**Season**

248 1982* (137 completed)
321 1977 (166 completed)

Opponent/Season

245 1982* (149 completed)
333 1971 (175 completed)

Game

4 at San Francisco 10-15-78
(2 completed)

Opponent/Game

10 at New England 12-4-83
(3 completed)
10 at St. Louis 10-11-87 (3 completed)

MOST COMPLETIONS**Season**

366 1994 (569 attempts)
349 1995 (573 attempts)
334 1980 (566 attempts)
294 1978 (479 attempts)
292 1991 (506 attempts)

Opponent/Season

353 1994 (559 attempts)
330 1986 (575 attempts)

Game

33 vs. Green Bay 9-10-78 (53 attempts)
33 vs. Washington 9-11-94 (49 attempts)
31 vs. San Francisco 10-8-89 (49 attempts)
31 at San Francisco 9-25-94 (55 attempts)
31 at Atlanta 12-10-95 (47 attempts)
30 vs. Atlanta 9-17-95 (44 attempts)

Opponent/Game

33 at Minnesota 11-6-94 (57 attempts)
31 at Rams 12-9-90 (50 attempts)
30 vs. Seattle 9-1-91 (41 attempts)
30 at Minnesota 11-19-95 (39 attempts)

FEWEST COMPLETIONS**Season**

137 1982* (248 attempts)
163 1973 (338 attempts)
166 1977 (321 attempts)

Opponent/Season

149 1982* (245 attempts)
153 1968 (366 attempts)
154 1977 (290 attempts)

Game

2 at San Francisco 10-15-78 (4 attempts)

Opponent/Game

3 at New England 12-4-83 (10 attempts)

3 at St. Louis 10-11-87 (10 attempts)

**BEST COMPLETION
PERCENTAGE****Season**

64.3 1994 (366-569)

61.6 1989 (284-461)

61.4 1978 (294-479)

Opponent/Season

63.1 1994 (353-559)

60.9 1981 (287-471)

60.8 1982 (149-245)

Game

87.0 vs. Denver 11-20-88 (20-23)

84.2 vs. Dallas 9-10-89 (16-19)

Opponent/Game

90.5 Green Bay 12-13-81 (19-21)

**LOWEST COMPLETION
PERCENTAGE****Season**

46.2 1975 (181-392)

47.0 1971 (182-387)

Opponent/Season

41.8 1968 (153-366)

Game

23.5 vs. Rams 9-13-81 (4-17)

26.9 at Chicago 10-7-84 (7-26)

27.0 at Minnesota 12-4-88 (10-37)

27.3 at Dallas 12-19-82 (6-22)

Opponent/Game

22.7 Chicago 10-27-91 (5-22)

**MOST PASSES HAD
INTERCEPTED****Season**

29 1968

28 1984

Opponent/Season

31 1987

29 1991

Game

6 vs. Atlanta 9-16-73

5 vs. Rams 10-7-79

Opponent/Game

7 Green Bay 9-14-86

**FEWEST PASSES HAD
INTERCEPTED****Season**

12 1987

14 1971, 1976, 1982*, 1995

Opponent/Season

8 1990

9 1982*

10 1977, 1993

INTERCEPTIONS**MOST INTERCEPTIONS****Season**

31 1987

29 1991

Opponent/Season

29 1968

Game

7 vs. Green Bay 9-14-86

5 at Atlanta 11-1-87

5 vs. Giants 11-22-87

5 at Philadelphia 10-13-91

5 at Phoenix 12-22-91

Opponent/Game

6 Atlanta 9-16-73

FEWEST INTERCEPTIONS**Season**

8 1990

9 1982*

10 1977, 1993

Opponent/Season

12 1987

MOST RETURN YARDAGE**Season**

482 1991 (29 returns)

412 1983 (23 returns)

Opponent/Season

479 1981 (27 returns)

Game

176 vs. Minnesota 9-3-78 (4 returns)

126 vs. Minnesota 10-13-68 (2 returns)

Opponent/Game

136 at Minnesota 12-4-88 (2 returns)

FEWEST RETURN YARDAGE**Season**

73 1969 (12 returns)

83 1977 (10 returns)

Opponent/Season

79 1982* (14 returns)

93 1996 (17 returns)

140 1976 (14 returns)

**MOST RETURNS FOR
TOUCHDOWNS****Season**

3 1976, 1983, 1984, 1992

Opponent/Season

6 1993

5 1983

4 1977

Game

1 31 times

Opponent/Game

3 Tampa Bay 12-11-77

2 at Green Bay 12-2-73

2 Rams 12-18-83

2 at Minnesota 12-4-88

2 at Philadelphia 12-26-93

2 Dallas 12-19-94

FUMBLES**MOST FUMBLES****Season**

40 1981 (20 lost)

36 1983 (22 lost)

Opponent/Season

43 1975 (22 lost)

Game

7 at Rams 11-8-81 (2 lost)

7 vs. New England 11-30-86 (5 lost)

Opponent/Game

7 Cleveland 12-12-71 (5 lost)

7 at Rams 12-16-79 (4 lost)

7 at Jets 10-26-86 (2 lost)

FEWEST FUMBLES**Season**

17 1982* (10 lost)

19 1968 (11 lost)

19 1995 (11 lost)

20 1977 (11 lost)

Opponent/Season

20 1969 (10 lost)

MOST FUMBLES LOST**Season**

22 1983 (36 fumbles)

20 1981 (40 fumbles)

Opponent/Season

27 1976 (37 fumbles)

Game

5 vs. New England 11-30-86

(7 fumbles)

Opponent/Game

5 Dallas 11-3-68

5 Cleveland 12-12-71

5 at Atlanta 11-25-79

FEWEST FUMBLES LOST**Season**

10 1982* (17 fumbles)

11 1968, 1971, 1974, 1977, 1995

Opponent/Season

10 1967, 1969, 1984, 1996

**MOST FUMBLES RETURNED FOR
TOUCHDOWNS****Season**

3 1992

2 8 different times, last in 1994

Opponent/Season

4 1975

Game

2 at San Francisco 10-19-75

Opponent/Game

2 at St. Louis 10-11-87

TURNOVERS**MOST TURNOVERS****Season**

47 1981, 1983

41 1984

Opponent/Season

49 1987
48 1991

Game

8 vs. Atlanta 9-16-73
8 vs. Detroit 10-28-90

Opponent/Game

7 Dallas 11-3-68
7 Cleveland 12-12-71
7 Green Bay 9-14-86
7 Giants 11-22-87
7 at Phoenix 12-22-91

FEWEST TURNOVERS**Season**

24 1982*
25 1971, 1995

Opponent/Season

22 1969, 1982*
23 1984

QUARTERBACK SACKS
MOST SACKS
Season

57 1992 (376 yards)
56 1983 (437 yards)
55 1984 (420 yards)

Opponent/Season

58 1985 (461 yards)

Game

9 vs. Rams 12-1-85 (69 yards)
8 vs. Chicago 9-18-83 (73 yards)

Opponent/Game

9 vs. Rams 10-24-76 (78 yards)
9 at San Francisco 11-13-83 (77 yards)
9 at Rams 11-3-85 (63 yards)
9 at Cleveland 12-5-93 (71 yards)

FEWEST SACKS**Season**

17 1970 (136 yards)
23 1967 (199 yards)

Opponent/Season

15 1992 (119 yards)
17 1979 (140 yards)
19 1991 (160 yards)

MOST YARDS ON SACKS**Season**

437 1983 (56 sacks)
420 1984 (55 sacks)

Opponent/Season

461 1985 (58 sacks)

Game

73 vs. Chicago 9-18-83 (8 sacks)

Opponent/Game

81 vs. San Diego 10-9-77 (8 sacks)

PUNTING**MOST PUNTS****Season**

101 1976 (39.3 avg.)
92 1975 (41.0 avg.)
91 1974 (41.8 avg.)

Opponent/Season

89 1992 (41.1 avg.)
88 1991 (42.3 avg.)
87 1976 (39.9 avg.)

Game

12 vs. Minnesota 11-16-75
11 at San Francisco 10-21-73
11 vs. Washington 12-26-82

Opponent/Game

11 at New England 11-8-92
10 at Atlanta 10-20-74
10 Houston 10-3-76
10 at Raiders 10-13-85
10 at Carolina 10-22-95

FEWEST PUNTS**Season**

46 1982* (43.0 avg.)
49 1969 (41.4 avg.)

Opponent/Season

50 1971 (41.2 avg.)

Game

0 vs. Atlanta 1-2-83
1 10 different times

Opponent/Game

0 at Giants 10-8-67
0 at San Francisco 11-14-71
0 Cleveland 9-13-87
0 at Minnesota 11-19-95
1 16 different times

BEST AVERAGE**Season**

44.0 1992 (67 punts)
43.6 1993 (77 punts)
43.6 1994 (67 punts)
43.1 1984 (70 punts)
43.0 1991 (87 punts)

Opponent/Season

44.5 1973 (63 punts)

LOWEST AVERAGE**Season**

37.6 1968 (75 punts)
39.0 1989 (71 punts)

Opponent/Season

37.5 1987 (73 punts)

PUNT RETURNS**MOST RETURNS****Season**

53 1989 (428 yards)
47 1986 (377 yards)

Opponent/Season

65 1976 (739 yards)

Game

7 vs. New England 11-30-86 (66 yards)
7 at Detroit 12-3-89 (48 yards)

Opponent/Game

10 Washington 12-26-82 (106 yards)

FEWEST RETURNS**Season**

16 1971 (100 yards)
16 1972 (43 yards)

Opponent/Season

27 1969 (176 yards)

MOST YARDS RETURNED**Season**

517 1993 (38 returns)
468 1987 (41 returns)
428 1989 (53 returns)

Opponent/Season

906 1974 (59 returns)

Game

161 vs. Houston 10-3-76 (6 returns)

Opponent/Game

144 Rams 10-23-94 (4 returns)
143 St. Louis 9-29-68 (3 returns)

BEST AVERAGE**Season**

13.6 1993 (38 returns)
11.8 1988 (35 returns)
11.4 1987 (41 returns)

Opponent/Season

15.4 1974 (59 returns)

LOWEST AVERAGE**Season**

2.7 1972 (16 returns)
3.4 1967 (23 returns)

Opponent/Season

5.8 1971 (43 returns)

MOST RETURNS FOR TOUCHDOWNS**Season**

2 1993

Opponent/Season

2 1974, 1977, 1994

Game

1 5 different times

Opponent/Game

1 16 different times

KICKOFF RETURNS**MOST RETURNS****Season**

88 1980 (22.5 avg.)
82 1994 (22.4 avg.)
73 1995 (23.2 avg.)
72 1967 (24.2 avg.)
72 1984 (20.3 avg.)

Opponent/Season

76 1979 (20.0 avg.)

Game

9 at Philadelphia 11-19-67 (231 yards)
9 vs. San Francisco 10-1-72
(201 yards)

Opponent/Game

8 Washington 9-22-68 (140 yards)
8 Atlanta 9-2-79 (127 yards)
8 at Atlanta 12-11-94 (206 yards)

**FEWEST RETURNS****Season**

- 26 1982* (22.2 avg.)
- 42 1992 (19.4 avg.)
- 47 1973 (20.1 avg.)

Opponent/Season

- 20 1982* (19.4 avg.)
- 33 1973 (21.9 avg.)

MOST YARDS RETURNED**Season**

- 1,983 1980 (88 returns)
- 1,840 1994 (82 returns)
- 1,739 1967 (72 returns)

Opponent/Season

- 1,523 1979 (76 returns)

Game

- 304 vs. Rams 10-23-94 (7 returns)
- 233 at San Francisco 9-21-86 (5 returns)
- 231 at Philadelphia 11-19-67 (9 returns)

Opponent/Game

- 206 at Atlanta 12-11-94 (8 returns)
- 197 Rams 10-23-94 (7 returns)
- 190 at San Francisco 10-22-67 (4 returns)

BEST AVERAGE**Season**

- 24.3 1996 (78 returns)
- 24.2 1967 (72 returns)
- 24.2 1986 (55 returns)

Opponent/Season

- 25.5 1975 (42 returns)

LOWEST AVERAGE**Season**

- 17.6 1991 (50 returns)

Opponent/Season

- 16.2 1990 (36 returns)

MOST RETURNS FOR TOUCHDOWNS**Season**

- 2 1967, 1994

Opponent/Season

- 2 1971, 1991

Game

- 2 vs. Rams 10-23-94

Opponent/Game

- 1 6 different times

COMBINED KICKOFF AND PUNT RETURNS**MOST YARDS RETURNED****Season**

- 2,159 1980 (176 punts, 1,983 kickoffs)
- 2,058 1996 (159 punts, 1,899 kickoffs)
- 1,992 1994 (152 punts, 1,840 kickoffs)
- 1,977 1993 (517 punts, 1,460 kickoffs)

Opponent/Season

- 2,098 1976 (739 punts, 1,359 kickoffs)
- 1,988 1994 (495 punts, 1,493 kickoffs)

Game

- 347 vs. Rams 10-23-94 (43 punts, 304 kickoffs)

Opponent/Game

- 341 Rams 10-23-94 (144 punts, 197 kickoffs)

MOST TOUCHDOWNS**Season**

- 3 1993 (2 punts, 1 kickoff)

Opponent/Season

- 2 5 different times

Game

- 2 vs. Rams 10-23-94 (both kickoffs)

Opponent/Game

- 1 22 different times

PENALTIES**MOST PENALTIES****Season**

- 114 1996 (853 yards)
- 112 1978 (1,044 yards)
- 109 1981 (899 yards)
- 109 1986 (855 yards)
- 108 1987 (994 yards)
- 108 1990 (829 yards)

Opponent/Season

- 119 1984 (1,025 yards)

Game

- 14 vs. Minnesota 9-3-78 (132 yards)
- 14 vs. St. Louis 9-4-83 (101 yards)
- 14 vs. Philadelphia 10-6-85 (107 yards)

**Opponent/Game**

- 14 at Rams 12-5-71 (119 yards)
- 14 Atlanta 9-2-84 (143 yards)

FEWEST PENALTIES**Season**

- 58 1973 (516 yards)
- 60 1992 (567 yards)

Opponent/Season

- 50 1982* (454 yards)
- 53 1972 (711 yards)

Game

- 0 vs. Seattle 11-10-85

Opponent/Game

- 0 at Washington 9-21-75
- 0 at San Francisco 12-11-88
- 0 at San Francisco 12-23-90

MOST PENALTY YARDS**Season**

- 1,044 1978 (112 penalties)
- 1,029 1970 (91 penalties)
- 994 1987 (108 penalties)

Opponent/Season

- 1,079 1981 (117 penalties)

Game

- 142 at Giants 10-6-68 (12 penalties)

Opponent/Game

- 143 Atlanta 9-2-84 (14 penalties)

FEWEST PENALTY YARDS**Season**

- 514 1982* (64 penalties)
- 516 1973 (58 penalties)

Opponent/Season

- 454 1982* (50 penalties)
- 590 1993 (86 penalties)
- 628 1988 (77 penalties)

SAFETIES**MOST SAFETIES****Season**

- 3 1989
- 2 1987, 1988

Opponent/Season

- 3 1983
- 2 1969, 1973, 1976

Game

- 2 vs. Cleveland 9-13-87

- 1 13 different times

Opponent/Game

- 1 19 different times

FAMILY TIES

In 1995, linebacker Richard Harvey became part of the third father-son combination in the 29-year history of the New Orleans Saints. His father, Richard Sr., was a defensive back with the Saints in 1971 after being acquired in a trade with Philadelphia. The first father-son duo in club history was Earl and Brad Leggett. Earl played defensive tackle from 1967-68, and Brad was a center from 1990-91. The late Steve Stonebreaker played linebacker with New Orleans, 1967-68, while his son, Mike, appeared in two games in 1994. The Saints have also had two brother tandems in their history. Quarterback John Fourcade was with the Saints from 1987-90, and his brother, Keith, was a linebacker on the 1987 replacement squad. Center/Guard Joel Hilgenberg played with New Orleans from 1984-93. His brother, Jay, was signed for 1993 following an injury to Joel. These familial connections are not limited to the playing field. Jim Mora was the Saints' head coach from 1986 through the eighth game of 1996, and his son, Jim, was the defensive backs coach from 1992 through 1996.



TWO-TEAM RECORDS

SCORING

MOST POINTS

- 93 New Orleans 51 at St. Louis 42,
11-2-69

FEWEST POINTS

- 6 Rams 0 at New Orleans 6, 11-9-86

MOST TOUCHDOWNS

- 13 New Orleans 7 at St. Louis 6,
11-2-69

FEWEST TOUCHDOWNS

- 0 Rams (0) at New Orleans (6),
11-9-86
0 Pittsburgh (9) at New Orleans (6),
12-1-90

FIRST DOWNS

MOST FIRST DOWNS

- 58 Atlanta 35 at New Orleans 23,
9-2-79

FEWEST FIRST DOWNS

- 20 Minnesota 8 at New Orleans 12,
9-12-70

NET YARDS

MOST YARDS GAINED

- 1,064 Atlanta 552 at New Orleans 512,
9-2-79

FEWEST YARDS GAINED

- 366 New Orleans 162 at Philadelphia
204, 10-13-91

RUSHING

MOST RUSHES

- 86 New Orleans 39 at Atlanta 47,
12-16-73

MOST YARDS

- 490 Rams 340 at New Orleans 150,
11-25-73

FEWEST YARDS

- 89 Seattle 46 at New Orleans 43,
9-1-91

MOST TOUCHDOWNS RUSHING

- 7 New Orleans 4, at Seattle 3,
11-21-76

PASSING

MOST YARDS

- 719 New Orleans 374 at St. Louis 345,
11-2-69

FEWEST YARDS

- 77 San Francisco 44 at New Orleans
33, 11-13-77
80 New Orleans 19 at San Francisco
61, 11-27-77

MOST PASSES ATTEMPTED

- 94 New Orleans 55 at San Francisco
39, 9-25-94

MOST PASSES COMPLETED

- 57 New Orleans 24 at Minnesota 33,
11-6-94
57 Atlanta 29 at New Orleans 28,
11-13-94
57 Atlanta 27 at New Orleans 30,
9-17-95

MOST TOUCHDOWNS PASSING

- 12 New Orleans 6 at St. Louis 6,
11-2-69

MOST PASSES HAD INTERCEPTED

- 9 Green Bay 7 at New Orleans 2,
9-14-86

PUNTS

MOST PUNTS

- 20 New Orleans 10 at Atlanta 10,
10-20-74

- 19 New Orleans 10 at NY Giants 9,
12-15-96

FEWEST PUNTS

- 2 New Orleans 1 at Washington 1,
11-18-90

PENALTIES

MOST PENALTIES

- 23 Atlanta 14 at New Orleans 9,
9-2-84

FEWEST PENALTIES

- 2 New Orleans 2 at San Francisco 0,
12-11-88
2 Atlanta 1 at New Orleans 1,
12-3-92

MOST YARDS PENALIZED

- 218 Atlanta 143 at New Orleans 75,
9-2-84

FEWEST YARDS PENALIZED

- 11 New Orleans 11 at San Francisco
0, 12-11-88

FUMBLES

MOST FUMBLES

- 10 Cleveland 7 at New Orleans 3,
12-12-71

MOST FUMBLES LOST

- 8 Cleveland 5 at New Orleans 3,
12-12-71

TURNOVERS

MOST TURNOVERS

- 11 Dallas 7 at New Orleans 4, 11-3-68
11 Chicago 5 at New Orleans 6,
9-18-83

QUARTERBACK SACKS

MOST SACKS

- 14 Chicago 6 at New Orleans 8,
9-18-83

HOME GROWN TALENT

In 1996, linebackers Richard Harvey and Rufus Porter, tackles William Roaf and Keno Hills, quarterback Tom Hodson, safety Greg Jackson and wide receiver Brett Bech became the most recent players from a Louisiana college to appear with the Saints. Harvey attended Tulane, Porter went to Southern, Roaf to Louisiana Tech, Hills at USL and Hodson, Jackson and Bech all starred at LSU. That total, which now stands at 61, breaks down as follows: LSU 21, Northwestern Louisiana 8, Tulane and Grambling State 7, Southern 6, Louisiana Tech 5, Nicholls State 4, Southwestern Louisiana 2, McNeese State and Northeast Louisiana 1. Five coaches in team history attended Louisiana colleges. They are Lynn Amadee (1973, LSU), Buck Buchanan (1976-77, Grambling St.), Ed Khayat (1967-70, Tulane), Lou Riecke (1980, LSU) and Alvin Roy (1976-77, LSU). Special teams coach Bobby April, who is in his second season with the Saints, attended Nicholls State.



1996 NFL STANDINGS

NFC							AFC						
EASTERN DIVISION							EASTERN DIVISION						
	W	L	T	Pct.	Pts.	OP		W	L	T	Pct.	Pts.	OP
Dallas	10	6	0	.625	286	250	New England	11	5	0	.688	418	313
Philadelphia	10	6	0	.625	363	341	Buffalo	10	6	0	.625	319	266
Washington	9	7	0	.562	364	312	Indianapolis	9	7	0	.563	317	334
Arizona	7	9	0	.438	300	397	Miami	8	8	0	.500	339	325
N.Y. Giants	6	10	0	.375	242	297	N.Y. Jets	1	15	0	.063	279	454
CENTRAL DIVISION							CENTRAL DIVISION						
Green Bay	13	3	0	.813	456	210	Pittsburgh	10	6	0	.625	344	257
Minnesota	9	7	0	.562	298	315	Jacksonville	9	7	0	.563	325	335
Chicago	7	9	0	.438	283	305	Cincinnati	8	8	0	.500	372	369
Tampa Bay	6	10	0	.375	221	293	Houston	8	8	0	.500	345	319
Detroit	5	11	0	.313	302	368	Baltimore	4	12	0	.250	371	441
WESTERN DIVISION							WESTERN DIVISION						
Carolina	12	4	0	.750	367	218	Denver	13	3	0	.813	391	275
San Francisco	12	4	0	.750	398	257	Kansas City	9	7	0	.563	297	300
St. Louis	6	10	0	.375	303	409	San Diego	8	8	0	.500	310	376
Atlanta	3	13	0	.188	309	465	Oakland	7	9	0	.438	340	293
New Orleans	3	13	0	.188	229	339	Seattle	7	9	0	.438	317	376

1996 POSTSEASON GAMES (Home Team in CAPS)

FIRST-ROUND GAMES

SAN FRANCISCO 14, Philadelphia 0 (56,460) Jacksonville 30, BUFFALO 27 (70,213)
DALLAS 40, Minnesota 15 (64,682) PITTSBURGH 42, Indianapolis 14 (58,078)

DIVISIONAL PLAYOFFS

GREEN BAY 35, San Francisco 14 (60,787) Jacksonville 30, DENVER 27 (75,678)
CAROLINA 26, Dallas 17 (72,808) NEW ENGLAND 28, Pittsburgh 3 (60,188)

CONFERENCE CHAMPIONSHIPS

GREEN BAY 30, Carolina 13 (60,216) NEW ENGLAND 20, Jacksonville 6 (60,190)

SUPER BOWL XXXI at Superdome, New Orleans, Louisiana

GREEN BAY 27, New England 17 (76,347)

AFC-NFC PRO BOWL at Honolulu, Hawaii

AFC 26, NFC 23 (50,031)



NFL PLAYOFF TIEBREAKERS

DIVISION TIEBREAKERS

Two Clubs

1. Head-to-Head (best won-lost-tied percentage in games between the clubs).
2. Best won-lost-tied percentage in games played within the division.
3. Best won-lost-tied percentage in games played within the conference.
4. Best won-lost-tied percentage in common games, if applicable.
5. Best net points in division games.
6. Best net points in all games.
7. Strength of schedule.
8. Best net touchdowns in all games.
9. Coin toss.

Three or More Clubs

(Note: If two clubs remain tied after a third club

is eliminated during any step, the tiebreaker reverts back to step 1 of the two-club format)

1. Head-to-Head (best won-lost-tied percentage in games among the clubs).
2. Best won-lost-tied percentage in games played within the division.
3. Best won-lost-tied percentage in games played within the conference.
4. Best won-lost-tied percentage in common games.
5. Best net points in division games.
6. Best net points in all games.
7. Strength of schedule.
8. Best net touchdowns in all games.
9. Coin toss.

WILD CARD TIES

If it is necessary to break ties to determine the three Wild Card clubs from each conference, the following steps will be taken.

1. If the tied clubs are from the same division, apply the division tiebreaker.
2. If the tied clubs are from different divisions, apply the following steps.

Two Clubs

1. Head-to-Head, if applicable.
2. Best won-lost-tied percentage played within the conference.
3. Best won-lost-tied percentage in common games, minimum of four.
4. Best average net points in conference games.
5. Best net points in all games.
6. Strength of schedule.
7. Best net touchdowns in all games.
8. Coin toss.

Three or More Clubs

(Note: If two clubs remain tied after third or other clubs are eliminated, tiebreaker reverts to step 1 of applicable two-club format.)

1. Apply the division tiebreaker to eliminate all but the highest ranked club in each division prior to proceeding to step 2. The original

seeding within a division upon application of the division tiebreaker remains the same for all subsequent applications of the procedure that are necessary to identify the three Wild Card participants.

2. Head-to-Head sweep (applicable only if one club has defeated each of the others or one club has lost to each of the others).
3. Best won-lost-tied percentage in games played within the conference.
4. Best won-lost-tied percentage in common games, minimum of four.
5. Best average net points in conference games.
6. Best net points in all games.
7. Strength of schedule.
8. Best net touchdowns in all games.
9. Coin toss.

When the first Wild Card team has been identified, the procedure is repeated to name the second Wild Card, i.e. eliminate all but the highest-ranked club in each division prior to proceeding to step 2, and repeated a third time, if necessary, to identify the third Wild Card. In situations where three or more teams from the same division are involved in the procedure, the original seeding of the teams remains the same for subsequent applications of the tiebreaker if the top-ranked team in that division qualifies for a Wild Card berth.

1997 NFL PRESEASON SCHEDULE

(All Times Local Except Where Noted)

SATURDAY, JULY 27

Hall of Fame Game at Canton, Ohio

Indianapolis vs. New Orleans (ABC)1:30*

American Bowl '96 at Tokyo, Japan

Pittsburgh vs. San Diego (ESPN)10:00#

Oakland at Dallas8:00

FIRST WEEK

FRIDAY, AUGUST 2

New Orleans at Detroit7:30

New York Giants at Jacksonville8:00

New England at Green Bay7:00

Oakland at Arizona7:00

Washington at Buffalo7:30

SATURDAY, AUGUST 3

Atlanta at Seattle7:00

Chicago at Carolina7:30

Denver at San Francisco1:00

Houston vs. New York Jets at Jackson, Miss.7:00

Indianapolis at Cincinnati7:30

St. Louis at Pittsburgh6:00

Philadelphia at Baltimore7:30

San Diego at Minnesota7:00

Tampa Bay at Miami7:00

MONDAY, AUGUST 5

American Bowl '96 at Monterrey, Mexico

Dallas vs. Kansas City (ABC)7:00

SECOND WEEK

THURSDAY, AUGUST 8

Buffalo at Minnesota (TNT)7:00

New York Jets at Philadelphia7:30

Seattle at Oakland5:00

FRIDAY, AUGUST 9

Jacksonville at St. Louis7:00

Washington at Detroit7:30

SATURDAY, AUGUST 10

Atlanta at Tampa Bay7:30

Baltimore at N.Y. Giants (NBC)1:00

Carolina at Denver6:00

Cincinnati at Arizona7:30

Indianapolis at Houston7:00

New Orleans at Kansas City7:00

San Diego at San Francisco (FOX)5:00

SUNDAY, AUGUST 11

Miami at Chicago (NBC)12:00

Pittsburgh at Green Bay (TNT)7:00

MONDAY, AUGUST 12

New England at Dallas (ESPN)7:00

THIRD WEEK

THURSDAY, AUGUST 15

Oakland at Atlanta (ESPN)8:00

FRIDAY, AUGUST 16

Cincinnati at Washington8:00

SATURDAY, AUGUST 17

Arizona at San Diego7:00

Buffalo at Carolina7:30

Chicago at New Orleans7:00

Denver at Dallas (FOX)7:00

Detroit at Houston7:00

Green Bay at Baltimore7:00

New York Giants at New York Jets8:00

St. Louis at Kansas City7:00

Seattle at Indianapolis7:00

Tampa Bay at Pittsburgh6:00

SUNDAY, AUGUST 18

Philadelphia at New England (NBC)1:00

San Francisco at Jacksonville (TNT)8:00

MONDAY, AUGUST 19

Minnesota at Miami (ABC)8:00

FOURTH WEEK

THURSDAY, AUGUST 22

Kansas City at Chicago (ABC)7:00

FRIDAY, AUGUST 23

Arizona at Atlanta7:30

Baltimore at Buffalo7:30

Carolina at New York Giants8:00

Detroit at Cincinnati7:30

Jacksonville at Denver6:00

Miami at Tampa Bay7:30

Minnesota at New Orleans7:00

New York Jets at Oakland7:00

Pittsburgh at Philadelphia7:30

San Diego at St. Louis7:00

San Francisco at Seattle7:00

Washington at New England8:00

SATURDAY, AUGUST 24

Dallas vs. Houston at Orlando, Fla.6:30

Green Bay at Indianapolis (FOX)7:00

*Central Time; #Eastern Time

1997 NFL SCHEDULE

(All Times Local)

SUNDAY, AUGUST 31

(First Weekend)**

Arizona at Cincinnati1:00

Atlanta at Detroit1:00

Dallas at Pittsburgh1:00

Indianapolis at Miami1:00

Jacksonville at Baltimore4:00

Kansas City at Denver2:00

Minnesota at Buffalo1:00

New Orleans at St. LouisNoon

New York Jets at Seattle1:00

Oakland at HoustonNoon

Philadelphia at New York Giants1:00

San Diego at New England1:00

San Francisco at Tampa Bay4:00

Washington at Carolina8:00

MONDAY, SEPTEMBER 1

Chicago at Green Bay8:00

SUNDAY, SEPTEMBER 7

(Second Weekend)*

Buffalo at New York Jets1:00

Carolina at Atlanta1:00

Cincinnati at Baltimore1:00

Denver at Seattle1:00

Green Bay at Philadelphia4:00

Houston at Miami1:00

Minnesota at ChicagoNoon

New England at IndianapolisNoon

New York Giants at Jacksonville4:00

San Diego at New OrleansNoon

San Francisco at St. LouisNoon

Tampa Bay at Detroit1:00

Washington at Pittsburgh1:00

Dallas at Arizona5:00

MONDAY, SEPTEMBER 8

Kansas City at Oakland6:00

SUNDAY, SEPTEMBER 14

(Third Weekend)*

Open Dates: AFC Central except Baltimore

Arizona at Washington1:00

Baltimore at New York Giants1:00

Buffalo at Kansas CityNoon

Carolina at San Diego1:00

Detroit at ChicagoNoon

Miami at Green BayNoon

New Orleans at San Francisco1:00

Oakland at Atlanta1:00

St. Louis at Denver2:00

Seattle at Indianapolis3:00

Tampa Bay at MinnesotaNoon

New York Jets at New England8:00

MONDAY, SEPTEMBER 15

Philadelphia at Dallas8:00

SUNDAY, SEPTEMBER 21

(Fourth Weekend)**

Open Dates: NFC East except NY Giants

Atlanta at San Francisco1:00

Baltimore at HoustonNoon

Chicago at New England1:00

Cincinnati at Denver2:00

Detroit at New OrleansNoon

Indianapolis at Buffalo4:00

Kansas City at Carolina1:00

Minnesota at Green BayNoon

New York Giants at St. Louis3:00

Oakland at New York Jets1:00

San Diego at Seattle1:00

Miami at Tampa Bay8:00

MONDAY, SEPTEMBER 22

Pittsburgh at Jacksonville9:00

SUNDAY, SEPTEMBER 28

(Fifth Weekend)*

Open Dates: AFC East except NY Jets

Arizona at Tampa Bay1:00

Baltimore at San Diego1:00

Chicago at Dallas3:00

Denver at Atlanta1:00

Green Bay at Detroit1:00

Houston at Pittsburgh1:00

Jacksonville at Washington1:00

New Orleans at New York Giants1:00

New York Jets at Cincinnati4:00

St. Louis at Oakland1:00

Seattle at Kansas City3:00

Philadelphia at Minnesota1:00

MONDAY, SEPTEMBER 29

San Francisco at Carolina9:00

SUNDAY, OCTOBER 5**(Sixth Weekend)******Open Dates: NFC West except New Orleans**

Cincinnati at Jacksonville1:00

Dallas at New York Giants1:00

Detroit at Buffalo1:00

Houston at Seattle1:00

Kansas City at Miami1:00

Minnesota at Arizona1:00

New York Jets at Indianapolis3:00

Pittsburgh at Baltimore1:00

San Diego at Oakland1:00

Tampa Bay at Green BayNoon

Washington at Philadelphia1:00

New Orleans at Chicago7:00**MONDAY, OCTOBER 6**

New England at Denver7:00

SUNDAY, OCTOBER 12**(Seventh Weekend)*****Open Dates: AFC West and Baltimore****Atlanta at New OrleansNoon**

Buffalo at New England1:00

Carolina at Minnesota3:00

Cincinnati at HoustonNoon

Detroit at Tampa Bay1:00

Green Bay at ChicagoNoon

Miami at New York Jets1:00

New York Giants at Arizona1:00

Philadelphia at Jacksonville1:00

St. Louis at San Francisco1:00

Indianapolis at Pittsburgh8:00

MONDAY, OCTOBER 13

Dallas at Washington9:00

THURSDAY, OCTOBER 16**(Eighth Weekend)******Open Dates: NFC Central except Detroit**

San Diego at Kansas City7:00

SUNDAY, OCTOBER 19

Arizona at Philadelphia1:00

Carolina at New OrleansNoon

Denver at Oakland1:00

Jacksonville at DallasNoon

Miami at Baltimore4:00

New England at New York Jets1:00

New York Giants at Detroit4:00

Pittsburgh at Cincinnati4:00

San Francisco at Atlanta1:00

Seattle at St. LouisNoon

Washington at HoustonNoon

MONDAY, OCTOBER 20

Buffalo at Indianapolis8:00

SUNDAY, OCTOBER 26**(Ninth Weekend)******Open Dates: Detroit, New York Jets**

Baltimore at Washington1:00

Chicago at Miami4:00

Cincinnati at New York Giants1:00

Dallas at Philadelphia1:00

Denver at Buffalo1:00

Houston at Arizona2:00

Indianapolis at San Diego1:00

Jacksonville at Pittsburgh4:00

Kansas City at St. LouisNoon

Minnesota at Tampa Bay1:00

Oakland at Seattle1:00

San Francisco at New OrleansNoon

Atlanta at Carolina8:00

MONDAY, OCTOBER 27

Green Bay at New England9:00

SUNDAY, NOVEMBER 2**(Tenth Weekend)*****Open Dates: New Orleans, New York Giants**

Baltimore at New York Jets1:00

Dallas at San Francisco1:00

Jacksonville at Houston3:00

Miami at Buffalo1:00

New England at MinnesotaNoon

Oakland at Carolina1:00

Philadelphia at Arizona2:00

St. Louis at Atlanta1:00

San Diego at Cincinnati1:00

Seattle at Denver2:00

Tampa Bay at Indianapolis1:00

Washington at ChicagoNoon

Detroit at Green Bay7:00

MONDAY, NOVEMBER 3

Pittsburgh at Kansas City8:00

SUNDAY, NOVEMBER 9**(Eleventh Weekend)****

Arizona at DallasNoon

Carolina at Denver2:00

Chicago at MinnesotaNoon

Cincinnati at Indianapolis1:00

Detroit at Washington1:00

Kansas City at Jacksonville1:00

New England at Buffalo4:00

New Orleans at Oakland1:00

New York Giants at Houston3:00

New York Jets at Miami1:00

St. Louis at Green BayNoon

Seattle at San Diego1:00

Tampa Bay at Atlanta1:00

Baltimore at Pittsburgh8:00

MONDAY, NOVEMBER 10

San Francisco at Philadelphia9:00

SUNDAY, NOVEMBER 16**(Twelfth Weekend)***

Arizona at New York Giants1:00

Atlanta at St. LouisNoon

Carolina at San Francisco1:00

Cincinnati at Pittsburgh1:00

Denver at Kansas CityNoon

Green Bay at Indianapolis1:00

Houston at Jacksonville1:00

Minnesota at Detroit1:00

New England at Tampa Bay1:00

New York Jets at Chicago3:00

Philadelphia at Baltimore1:00

Seattle at New OrleansNoon

Washington at DallasNoon

Oakland at San Diego5:00

MONDAY, NOVEMBER 17

Buffalo at Miami9:00

SUNDAY, NOVEMBER 23**(Thirteenth Weekend)****

Arizona at Baltimore1:00

Buffalo at HoustonNoon

Carolina at St. Louis3:00

Dallas at Green BayNoon

Indianapolis at Detroit1:00

Jacksonville at Cincinnati4:00

Kansas City at Seattle1:00

Miami at New England1:00

Minnesota at New York Jets1:00

New Orleans at Atlanta1:00

Pittsburgh at Philadelphia1:00

San Diego at San Francisco1:00

Tampa Bay at ChicagoNoon

New York Giants at Washington8:00

MONDAY, NOVEMBER 24

Oakland at Denver7:00

THURSDAY, NOVEMBER 27**(Fourteenth Weekend)****

Chicago at Detroit12:30

Houston at Dallas3:00

SUNDAY, NOVEMBER 30

Atlanta at Seattle1:00

Baltimore at Jacksonville1:00

Cincinnati at Philadelphia1:00

Indianapolis at New England1:00

Miami at Oakland1:00

New Orleans at Carolina1:00

New York Jets at Buffalo1:00

Pittsburgh at Arizona2:00

St. Louis at Washington1:00

San Francisco at Kansas CityNoon

Tampa Bay at New York Giants4:00

Denver at San Diego5:00

MONDAY, DECEMBER 1

Green Bay at Minnesota8:00

THURSDAY, DECEMBER 4**(Fifteenth Weekend)***

Houston at Cincinnati8:00

SUNDAY, DECEMBER 7

Atlanta at San Diego1:00

Buffalo at ChicagoNoon

Denver at Pittsburgh1:00

Green Bay at Tampa Bay1:00

Indianapolis at New York Jets4:00

Minnesota at San Francisco1:00

New England at Jacksonville1:00

New York Giants at Philadelphia1:00

Oakland at Kansas CityNoon

St. Louis at New OrleansNoon

Seattle at Baltimore1:00

Washington at Arizona2:00
Detroit at Miami8:00

MONDAY, DECEMBER 8

Carolina at Dallas8:00

**SATURDAY, DECEMBER 13
(Sixteenth Weekend)***

Pittsburgh at New England4:00
Washington at New York Giants12:30

SUNDAY, DECEMBER 14

Arizona at New Orleans.....3:00
Dallas at Cincinnati1:00
Detroit at MinnesotaNoon
Green Bay at Carolina4:00
Houston at Baltimore1:00
Jacksonville at Buffalo1:00
Kansas City at San Diego1:00
Miami at Indianapolis1:00
Philadelphia at Atlanta1:00
Seattle at Oakland1:00
Tampa Bay at New York Jets1:00
Chicago at St. Louis7:00

MONDAY, DECEMBER 15

Denver at San Francisco6:00

**SATURDAY, DECEMBER 20
(Seventeenth Weekend)****

Buffalo at Green Bay11:30 AM
St. Louis at Carolina4:00

SUNDAY, DECEMBER 21

Atlanta at Arizona2:00
Baltimore at Cincinnati1:00
Chicago at Tampa Bay1:00
Indianapolis at MinnesotaNoon
Jacksonville at Oakland1:00
New Orleans at Kansas CityNoon
New York Giants at DallasNoon
New York Jets at Detroit.....4:00
Philadelphia at Washington1:00
Pittsburgh at HoustonNoon
San Diego at Denver2:00
San Francisco at Seattle5:00

MONDAY, DECEMBER 22

New England at Miami9:00

*FOX doubleheader weekend

**NBC doubleheader weekend

PRONUNCIATION GUIDE

Vashone Adamsva SHAUN
Ink Aleagaah lee AH ga
Willie BroughtonBROW ton
Lee DeRamusduh RAY mus
Luke Fickellsounds like NICKEL
Eric GulifordGUH lih ford
Keno Hills.....KEY no
Bill Kuharichku HARE ic
Ron Leshinskiluh SHIN skee
Darren Mickellsounds like NICKEL
Chris NaeoleNY oh lee
Doug NussmeierNUSS my uhr
Nicky SavoieSAV wah
Jared TomichJAH red TOHM ich
Mike Verstegenver STAY gun
Tashe Williamstash E
Danny WuerffelWER ful

SAINTS TICKET INFORMATION

LOUISIANA SUPERDOME-SEATING CAPACITY: 69,420



Season	Single Game
\$396.00	Club Level \$50.00
\$306.00	Upper Box \$37.00
\$279.00	Plaza Level \$34.00
\$225.00	Upper Sideline \$30.00
\$198.00	Terrace \$25.00
\$162.00	*Youth/Senior N/A
N/A	@Group \$25.00 & \$22.00

*Youth must be 12 or under at start of the season;
Senior must be over 65. Seating available in
certain sections only.
@Groups must comprise 20 or more.

Game Day Will Call - Gate A

Use your Visa or Mastercard to order tickets by phone or mail. Mail orders will be accepted when accompanied by a certified check or money order for the amount plus \$3 for handling. Mail orders should be sent to the Facility Ticket Office at the above address.

TicketMaster processes all phone orders. A service charge is required on all phone orders.

For further information, call the Saints ticket office at:
(504) 731-1700

TICKETMASTER PHONE NUMBERS

In New Orleans Area(504) 522-5555
In Baton Rouge Area(504) 336-5000
Outside Louisiana Toll Free(800) 488-5252

SINGLE GAME TICKET OUTLETS

Individual game tickets are available at official Saints ticket outlets at the following locations: NEW ORLEANS/BATON ROUGE AND THROUGHOUT MISSISSIPPI — All TicketMaster outlets.

TICKET OFFICE

The New Orleans Saints ticket office is located at the club's facility, located at 5800 Airline Highway in Metairie, and at the Louisiana Superdome, gate A ground level. Facility office hours are from 8:00 a.m. to 7:00 p.m. on weekdays, and 8:30 a.m. to 1 p.m. on Saturdays. Superdome ticket office hours are 8:30 a.m. - 5:30 pm M-F. Ticket windows open two hours prior to kickoff on game days.



FOLLOWING THE SAINTS

The Saints have a number of team-affiliated media endeavors, including radio, television, print and cyberspace. In addition to the weekly games broadcast on a regional radio network, the Saints have media partnerships that produce weekly radio programs, weekly TV programs, a weekly newspaper and a homepage on the internet.

RADIO

WWL Newsradio (870 AM) is the flagship of the Saints radio network that extends the play-by-play action of Saints football into five states on approximately 35 stations. Jim Henderson describes the play-by-play and former Saints' quarterback Archie Manning provides color commentary for the 16 regular season games. During preseason, when Henderson and Manning are filling similar posts on the telecasts, veteran broadcaster Kenny Trahan handles the radio play-by-play with Ed Daniels providing color.

The Mike Ditka Show airs live on WWL Newsradio 870 every Tuesday night, 6:15-7 p.m., during the regular season and playoffs. The show originates from Spanky's, a local restaurant.

Team president Bill Kuharich also hosts a weekly radio show, the time for which was not determined at media guide press time.

TV

New for 1997, WVUE Fox 8, airs three evenings of Saints-themed special programming featuring Mike Ditka, in addition to providing the local outlet for most of the Saints' regular season telecasts.

The WVUE special programming encompasses the following: Ditka and Da Saints, Tuesday Magazine; Ditka and Da Saints, Thursday Live!; and Ditka and Da Saints, Sunday Wrap-up.

WWL-TV (4) provides preseason game telecasts to the New Orleans market; live coverage of all away games and sold-out home games. Home games not sold out 72 hours in advance are televised on a taped-delay basis.

Archie Manning and Jim Henderson handle color and play-by-play respectively, before moving to the radio booth for the regular season.

PRINT

Saints Digest is the official journal of Saints football published weekly during the season and periodically during the other months of the year. Saints Digest is available by subscription or on newsstands at selected locations. It includes features, columns, photos, fan opinion and news of the team.

INTERNET

The Saints and NFL Enterprises maintain a home page at the NFL's Website: <http://www.nfl.com/saints/index.html>. This site is updated daily when necessary to bring news and other up-to-date information to cyberfans. The Saints page includes sound bites, video and other interactive features.



FOLLOWING THE SAINTS



Archie Manning and Jim Henderson

LOUISIANA

Alexandria	KEZP-FM
Baton Rouge	WJBO-AM
Bogalusa	WBOX-AM/FM
Hammond	WFPR-AM
Lafayette	KPEL-AM/FM
Lake Charles	KLCL-AM
Leesville	KVVP-FM
Monroe	KNOE-AM
Moreauville	KLIL-FM
Morgan City	KDLP-AM
Morgan City	KQKI-FM
New Iberia	KANE-AM
Shreveport	KEEL-AM
Thibodaux	KTIB-AM
Winnfield	KVCL-AM/FM

MISSISSIPPI

Brookhaven	WCHJ-AM
Brookhaven	WBKN-FM
Columbia	WCJU-AM
Columbia	WJDR-FM
Hattiesburg/Laurel	WKNZ-FM
Jackson	WJDS-AM
McComb	WAKH-FM
Natchez	WQNZ-FM

ALABAMA

Mobile	WNTM-AM
Mobile	WNSP-AM

WORLDWIDE

WRNO Worldwide	Shortwave only
----------------------	----------------

SAINTS ON FAXBACK

Information throughout the 1997 season can be obtained through the Saints' FAXback service. To access this service from the handset of your FAX machine, simply dial (770) 399-3066. When requested, enter the passcode number 7575 followed by the pound (#) sign. Then select the information you desire with the following codes:

This Week's Release	3500	This Week's Offensive Stats	3504
Rosters (alpha & numerical)	3501	1997 Transactions	3505
Depth Chart	3502	1997 Schedule	3506
This Week's Offensive Stats	3503		

MEDIA INFORMATION

MEDIA GATE: Media entrance for Saints games at the Superdome is located on the lower level of the Northwest Parking Garage (side nearest Claiborne Avenue overpass) near the center of the building. The media door opens three hours prior to kickoff. All passes designated for media will call can be picked up at this entrance as well.

CREDENTIAL REQUESTS: Superdome press box space is reserved for the working news media. Requests should be made at least one week in advance and directed to Greg Bense, director of media and public relations, New Orleans Saints, 5800 Airline Highway, Metairie, LA 70003. Phone: (504) 731-1799.

TELEVISION AND RADIO: Network television and visiting radio are assigned numbered booths in the main press box. Spotters and statisticians are available upon advanced request.

PHOTOGRAPHERS: Only accredited working photographers are allowed on the sidelines. They must wear a "field photo" credential and kneel behind the 12-foot restricted zone. The bench areas are off limits at all times. Photographers should take special note of the usage conditions listed on the credential. Reporters are not permitted to accompany photographers on the sidelines. Photo grips must be at least 18 years of age and must be credentialed in advance.

IMPORTANT: ALL CREDENTIALS ARE ISSUED TO INDIVIDUALS AND ARE NOT TRANSFERABLE.

LOCKER ROOMS: Only accredited working media are allowed in locker rooms after games. There is no admission before the game. Still photographs are not permitted in the Saints locker room postgame.

TELEPHONES: Requests for service should be directed to Bell South, 1-800-770-1936.

COPY TRANSMISSION: Requests for service should be directed to Leon Letulle, formerly of SportsComm, who operates a copy transmission and computer service. He can be reached in advance of the day of the game at (504) 362-6065.

PRESS BOX SERVICES: Statistical information is supplied before, during and after the game. Scores of other games are announced and posted as received. Postgame quotes are provided from both locker rooms. Refreshments are served in the media lounge before the game, halftime and postgame.

TRANSPORTATION: Transportation to New Orleans International Airport will be arranged for visiting media with tight departure schedules.

NFL PUBLIC RELATIONS CONTACTS

NFL Office	(212) 450-2000
NFL Vice President of Communications and Development	Joe Browne
NFL Director of Communications	Greg Aiello
NFL Director of International Public Relations	Pete Abitante
NFC Director of Information	TBA
AFC Director of Information	Leslie Hammond

NFC

Arizona	Paul Jensen	(602) 379-0101
Atlanta	Charlie Taylor	(770) 945-1111
Carolina	Charlie Dayton	(704) 358-7000
Chicago	Bryan Harlan	(847) 295-6600
Dallas	Rich Dalrymple	(972) 556-9900
Detroit	Mike Murray	(810) 335-4131
Green Bay	Lee Rempel	(414) 496-5700
Minnesota	Dave Pelletier	(612) 828-6500
New Orleans	Greg Bense	(504) 731-1799
New York Giants	Pat Hanlon	(201) 935-8111
Philadelphia	Ron Howard	(215) 463-2500
St. Louis Rams	Rick Smith	(314) 982-7267
San Francisco	Rodney Knox	(408) 562-4949
Tampa Bay	Reggie Roberts	(813) 870-2700
Washington	Mike McCall	(703) 478-8900

AFC

Baltimore	Kevin Byrne	(410) 654-6200
Buffalo	Scott Berchtold	(716) 648-1800
Cincinnati	Jack Brennan	(513) 621-3550
Denver	Jim Saccomano	(303) 649-9000
Tennessee	Dave Pearson	(713) 881-3500
Indianapolis	Craig Kelley	(317) 297-2658
Jacksonville	Dan Edwards	(904) 633-6000
Kansas City	Bob Moore	(816) 924-9300
Miami	Harvey Greene	(954) 452-7010
New England	Don Lowery	(508) 543-8200
New York Jets	Frank Ramos	(516) 560-8100
Oakland	Al LoCasale	(510) 864-5000
Pittsburgh	Rob Boulware	(412) 323-1200
San Diego	Bill Johnston	(619) 874-4500
Seattle	Dave Neubert	(206) 827-9777



SAINTS TRAIN AT WISCONSIN-LA CROSSE



For the tenth consecutive summer, the Saints will hold at their training camp at the University of Wisconsin-La Crosse. It ties the longest stretch the Saints have utilized a training site. They held their camp at Dodgertown in Vero Beach, Fla. for 10 seasons (1974, 76-84).

Founded in 1909 as the La Crosse Normal School with 176 students, UW-La Crosse is now one of 13 four-year campuses in the University of Wisconsin system, with an enrollment of about 8,700. The University, which is known for its strong physical education program, offers nearly 80 undergraduate curriculums in four colleges - Business Administration; Liberal Studies; Science and Health; and Health, Physical Education and Recreation.

Master's degrees are offered in 18 disciplines. The 119-acre campus sits in a residential section of La Crosse, a town with a population of about 50,000, midway between towering bluffs and the Mississippi River.

Players will report to the University Thursday, July 17. They are scheduled to break camp Thursday, August 7. On July 22, the team will practice with the Minnesota Vikings in La Crosse, and on July 25-26, the Saints will practice with the Kansas City Chiefs in La Crosse.

Mailing Address

New Orleans Saints
c/o University of Wisconsin-La Crosse
P.O. Box 3028
La Crosse, WI 54601

Mailing Address for Overnight Courier

New Orleans Saints
c/o University of Wisconsin-La Crosse
Laux Hall
622 East Avenue North
La Crosse, WI 54601

CAMP PHONE NUMBERS

Main Office: (608) 789-4550

Media Relations: (608) 789-4556

Main Camp FAX: (608) 789-4577

Media Relations Recorded News Messages (updated twice daily): (608) 789-4575



DICK CURL, Player Personnel Scout

Dick Curl joins the Saints player personnel department following his tenure on the World League's 1997 champion Barcelona Dragons.

Curl joined the Dragons in 1991, serving as offensive coordinator from 1991-97. The Dragons also appeared in the first World Bowl Championship game in 1991, the WLAF's inaugural season.

Prior to his tenure in Barcelona, he served for 18 seasons as assistant coach on the collegiate level at Trenton State, Rutgers, Virginia and Boston College.

He is a graduate of the University of Richmond, where he was quarterback. He coached on the high school level for 11 years before moving on to the college ranks.

Born May 4, 1940 in Chester, Pennsylvania, Curl and his wife, Beverly, have three daughters, Debbie, Karen and Susan.

CORNELL GOWDY, Player Personnel Scout

Cornell Gowdy is entering his first season with the Saints, and will serve as a player personnel scout.

He joins the Saints from the National Football Scouting Combine, where he served 1996-97 as an area scout.

Gowdy, a defensive back out of Morgan State, played with both the Dallas Cowboys (1986) and the Pittsburgh Steelers (1987-88). After leaving professional football, Gowdy was in the business sector as a computer systems developer.

Gowdy was born October 2, 1963, in Washington, D.C.




RICKY SIGLAR

Tackle Year With Saints: 1 Year in NFL: 6
Ht: 6-7 Wt: 308 College: San Jose State
Born: June 14, 1966 at Albuquerque, New Mexico
Joined Saints: Free Agent, 1997

PRO: Began his pro career as a rookie free agent in Dallas' training camp, but was released prior to the start of the regular season. Spent most of the 1989 season on the 49ers' developmental squad, joining it on 9/20. Spent 1990 on San Francisco's active roster for all 16 games and both playoff games. Was in the 49ers' training camp in 1991 and 1992, but was waived both times. Joined Kansas City in the spring of 1993, and played there through 1996. A talented, athletic offensive tackle, he has appeared in 78 NFL games, starting 50 of them, including 49 of the last 63 at right tackle for the Chiefs. Signed with the Saints 6/13/97. Contract runs through 1998 with no option. **1996** — Started all 16 games at right tackle. . . was Chiefs' starting RT vs. Green Bay, 11/10, limiting Reggie White to one tackle and no sacks on the day. Was part of a line that paved the way for the NFL's second-ranked rushing attack (132.2 yds/gm). . . OL permitted just 48 sacks past two seasons, which ranked fourth in the NFL. **1995** — Saw action in all 16 regular season contests, starting the final 12 at right tackle. . . was part of a Chiefs' rushing attack that saw their rushing average jump over 30 yards per game from 1994, averaging 138.9 yards per game, tops in the NFL. . . was part of an offensive line that allowed an AFC-low 21 sacks, which ranked as the second fewest in franchise history and third-lowest in the NFL. **1994** — Started the first five games of the season at right tackle, and games 10-12 at right tackle. . . played in all 16 games plus the playoff contest. **1993** — Joined the club in the spring of 1993, earning the starting right tackle position by the end of training camp. . . started all 14 regular-season contests that he played in. . . missed two games with injuries. . . started all three playoff games. . . part of an offensive line that allowed just six sacks over the final six regular season games. **1992** — Was in San Francisco's training camp, but was waived during preseason. **1991** — Went to camp with the 49ers, but was waived during the pre-season. **1990** — Played in all 16 games for San Francisco and both playoff games, seeing most of his action on special teams. **1989** — Spent most of the season on the 49ers' developmental squad, joining it on 9/20. . . began his pro career as a rookie free agent in Dallas' training camp, but was released before the start of the regular season.

COLLEGE: Was a two-year letter winner at San Jose State (1986-87) after transferring from Arizona Western Junior College, where he played during the 1984-85 seasons.

PERSONAL: Prepped at Manzano High School in Albuquerque, New Mexico. . . worked in the Santa Clara County Juvenile Probation Department in 1988. . . married (Janice), with a son (Jovante O'Neill). . . full name is Ricky Allan Siglar.

GAMES STARTED/PLAYED: (1990, 0/16); (1993, 14/14); (1994, 8/16); (1995, 12/16); (1996, 16/16). Totals - 50/78.

PLAYOFF GAMES STARTED/PLAYED: (1990, 0/2); (1993, 3/3); (1994, 0/1); (1995, 1/1). Totals: 4/7.

NEW ORLEANS SAINTS FACILITY



On April 15, 1996, a first in New Orleans Saints history occurred when the entire organization moved into the club's new facility, located at 5800 Airline Highway in Metairie. It marked the first time ever that Saints coaches, players and staff have been housed under one roof.

The two story, 65,000 square foot facility, which is situated on a 19.2 acre tract, contains three practice fields. Two, which are laid out symmetrically, are planted with Bermuda grass and are surrounded by an asphalt, half-mile running track. The third field is made up of 70 yards of artificial turf and 50 yards of grass. Also outside is a full-length basketball court.

The first floor is approximately 43,000 square feet, and serves primarily the needs of the players. It also consists of a reception area, ticket office, media workroom and storage areas.

The lockerroom, which is completely carpeted, contains 75 lockers, each 44 inches wide. Adjacent to the lockerroom are a players lounge and shower area that includes a built-in whirlpool and cold dip pool, sauna room and steam room. The training room consists of nine treatment tables, a three-man taping station, three therapeutic whirlpools, one Hydro Track and Biodex rehabilitation equipment. The equipment room, which includes a loading dock making it accessible for 18-wheel tractor trailers, is 3,600 square feet. The weight room, also fully carpeted, is 4,050 square feet.

A 1,700 square foot auditorium which sits on the first floor, can seat 110 players for team meetings, and can be divided into two rooms. On either side of the auditorium, are eight smaller team meeting rooms.

Located on the second story are offices for coaches, player personnel, the video department and administrative staff. It has the capacity for an additional 23,000 square feet.

Directions to Saints Facility

From Airport: Turn left onto Airline Highway. Take Airline Highway for approximately 4-5 miles. Practice facility will be on the right.

From New Orleans/East: Take I-10 West to Clearview Parkway exit. Follow Clearview Parkway South to Airline Highway (Scandinavia Furniture on right). Turn right onto Airline Highway. Take Airline Highway for approximately 1-2 miles. Practice facility will be on the left.

From Baton Rouge/West: Take I-10 East to Clearview Parkway exit. Follow Clearview Parkway South to Airline Highway (Scandinavia Furniture on right). Turn right onto Airline Highway. Take Airline Highway for approximately 1-2 miles. Practice facility will be on the left.

QUICK CUTS FROM SOME OF OUR MOST FAMOUS PLAYERS



The STX Series gives you the home-field advantage with powerful overhead valve engines and extra-wide cutting widths at an economical price.



These fast-paced numbers lead the pack with most yards rushed. The LX178 and LX188 are designed for long runs with liquid-cooled V-Twin engines and hydrostatic transmissions.

These powerful players are known for tackling tough jobs.

A lightweight 21-inch die-cast aluminum deck and standard 2.5-bushel-capacity bag make these numbers team leaders.



The versatile 400 Series know how to score big in any game with features like a Quik-Tatch implement-mounting system, hydraulic control of implements, and over 25 attachments to choose from.

The 300 Series all stars are in a league by themselves with top-rating talents such as standard power steering (345), Twin Touch® hydrostatic controls, and liquid-cooled engines (345).



NOTHING RUNS LIKE A DEERE®