




Saints '92 TM

 **BEST IN THE WEST**
NFC CHA-CHAMPS
CHA CHING BA DA BING



GTE salutes the New Orleans Saints™



Last year, we participated in more games than any other team in the NFL. And as the official telecommunications consultant to the NFL, 7 NFL teams, the Pro Bowl and Super Bowls XX-XXIV, we plan to participate in even more games this year.

What it all means is this: It's not just communications we offer, it's solutions.



SAINTS 1992 SCHEDULE PRESEASON

Date	Opponent	New Orleans Kickoff Time
Aug. 10 (Mon.)	at Chicago Bears (ABC-TV)	7 P.M.
Aug. 17 (MON.)	PITTSBURGH STEELERS (WWL-TV)	7 P.M.
Aug. 22 (SAT.)	HOUSTON OILERS (CBS-TV)	11:30 A.M.
Aug. 27 (Thurs.)	Miami Dolphins (ESPN-TV) at Baltimore, Md.	7 P.M.

REGULAR SEASON*

Sept. 6	at Philadelphia Eagles (CBS)	12 Noon
SEPT. 13	CHICAGO BEARS (CBS)	12 NOON
Sept. 20	at Atlanta Falcons (CBS)	12 Noon
Sept. 27 (NIGHT)	SAN FRANCISCO (TNT)	7 P.M.
Oct. 4	at Detroit Lions (CBS)	12 Noon
OCT. 11 (NIGHT)	LOS ANGELES RAMS (TNT)	6:30 P.M.
Oct. 18	at Phoenix Cardinals (CBS)	3 P.M.
Oct. 25	OPEN	
NOV. 1	TAMPA BAY BUCCANEERS (CBS)	12 NOON
Nov. 8	at New England Patriots (CBS)	12 Noon
Nov. 15	at San Francisco 49ers (CBS)	3 P.M.
NOV. 23 (MON.)	WASHINGTON REDSKINS (ABC)	8 P.M.
NOV. 29	MIAMI DOLPHINS (NBC)	12 NOON
DEC. 3 (THURS.)	ATLANTA FALCONS (ESPN)	7 P.M.
Dec. 13	at Los Angeles Rams (CBS)	3 P.M.
DEC. 20	BUFFALO BILLS (NBC)	12 NOON
Dec. 26 (Sat.)	at New York Jets (CBS)	11:30 a.m.

Home games in CAPS

*Regular season Sunday games unless otherwise noted.

All games broadcast on WOUE-Radio (1280 AM, 93.3 FM)



CONTENTS

ALUMNI.....	156-160	Overtime.....	79
BIOGRAPHIES.....		Saints Individual.....	179-191
Administration.....	22-25	Saints Team.....	192-202
Coaching Staff.....	11-16	Series Records.....	125-131
Executives.....	10-11	Two-Team Records.....	203
Head Coach.....	8-9	RESULTS.....	
Other Saints, 1992.....	108-109	All-Time.....	142-146
Owner/General Partner.....	4-5	Preseason.....	147-148
President/General Manager.....	6-7	Pro Bowl.....	206
Rookies (Draft Choices).....	96-101	Super Bowl.....	146
Scouting.....	16-19	1991 Postseason.....	204
Training & Equipment Staff.....	19-21	RETIRED NUMBERS.....	10
Veteran Players.....	27-95	REVIEW OF 1991.....	110-118
DATEBOOK (Summer Calendar).....	212	ROSTERS.....	
DEPTH CHART.....	103	First-Year.....	106
DIRECTORY.....	3	Numerical.....	106
DRAFT HISTORY.....	151-155	Veterans.....	105
HISTORY.....	134-141	RULE CHANGES, 1992.....	206
HOTELS.....	84	SCHEDULES.....	
HOW SAINTS ARE BUILT.....	102	1992 Postseason.....	14
LAST TIME.....	148	NFL Preseason.....	207
LONGEST PLAYS, 1991.....	191	NFL Regular Season.....	208-210
MEDIA INFORMATION.....	213	STANDINGS, ALL-TIME.....	149-150
NFL STANDINGS, 1991.....	204	STATISTICS.....	
OPPONENT INFORMATION.....	121-124	1991 Game-by-Game.....	132-133
PRO BOWL SAINTS.....	212	1991 Individual.....	119-120
PRONUNCIATION GUIDE.....	155	1991 Rankings.....	101
RECORDS.....		1991 Team.....	119
Attendance.....	177-178	SUPERDOME FACTS.....	95
Big Days.....	171-174	TICKET INFORMATION.....	211
'Consecutive' Records.....	175-176	TIE BREAKERS.....	205
Head Coaches.....	118	TRAINING CAMP.....	2
Leaders, All-Time.....	168-170	History.....	35
Leaders by Years.....	161-167	UNIFORM CHANGES.....	109
Monday Night.....	78		

SAINTS TRAIN AT WISCONSIN-LA CROSSE

For the fifth straight summer, the Saints will hold their training camp in La Crosse, Wisconsin.

The facilities at the University of Wisconsin-La Crosse will be utilized from July 21 through August 16.

The Minnesota Vikings will visit at La Crosse July 29 for a pair of practices with the Saints. The Saints will travel to River Falls, Wisconsin July 31 for two days of practice with the Kansas City Chiefs.

The mailing address for the Saints training camp is: New Orleans Saints, c/o University of Wisconsin-La Crosse, P.O. Box 3028, La Crosse, Wisconsin 54601.

CAMP PHONE NUMBERS

Office: (608) 789-4550

Media Relations: (608) 789-4556

Recorded News Messages (updated twice daily): (608) 789-4575



SAINTS DIRECTORY

OWNER/GENERAL PARTNER.....Tom Benson

ADMINISTRATION

President/General Manager.....	Jim Finks
Vice President of Administration.....	Jim Miller
Director of Player Personnel.....	Bill Kuharich
Assistant to the Player Personnel Director.....	Austin Dejan
Business Manager/Controller.....	Bruce Broussard
Assistant Controller.....	Charleen Sharpe
Data Processing Manager.....	Jay Romig
Director of Marketing.....	Greg Suit
Assistant Director of Marketing.....	Bill Ferrante
Marketing Assistant.....	Sylvia Alfortish
Director of Media Relations.....	Rusty Kasmiersky
Assistant Director of Media Relations.....	Neal Gulkis
Director of Travel/Entertainment/Special Projects.....	Barra L. Bircher
Director of Community Relations.....	Chanel Lagarde
Ticket Manager.....	Sandy King
Ticket Office Supervisor.....	Judy Chavis

COACHING AND PLAYER PERSONNEL STAFF

Head Coach.....	Jim Mora
Offensive Coordinator/Quarterbacks.....	Carl Smith
Running Backs.....	Jim Skipper
Receivers.....	Steve Walters
Tight Ends/Special Teams.....	Joe Marciano
Offensive Line.....	Paul Boudreau
Defensive Coordinator/Inside Linebackers.....	Steve Sidwell
Outside Linebackers.....	Vic Fangio
Defensive Line.....	John Pease
Defensive Secondary.....	Jim Mora
Strength and Conditioning.....	Russell Paternostro
Personnel Scout.....	Bill Baker
Personnel Scout.....	Hamp Cook
Personnel Scout.....	Hokie Gajan
Personnel Scout.....	Tom Marino
Director of Videotape.....	Carmen Piccone
Assistant Director of Videotape.....	Albert Aucoin
Trainer.....	Brian Badzinski
Assistant Trainer/Director of Rehabilitation.....	Dean Kleinschmidt
Equipment Manager.....	Kevin Mangum
Assistant Equipment Manager.....	Dan Simmons
Grounds Superintendent.....	Glennon (Silky) Powell
Team Physicians.....	Lester Vallet, Jr.
Team Dentist.....	Charles L. Brown, Ken Saer, Terry Habig, Lee Moss
	King McGoye

Tickets: 1500 Poydras Street
New Orleans, LA 70112
(504) 522-2600

Football Office: 6928 Saints Drive
Metairie, LA 70003
(504) 733-0255
(504) 733-6147 (Media Relations)



TOM BENSON

Owner/General Partner



In 1991, the New Orleans Saints claimed their first-ever NFC Western Division Championship. It is the most visible milestone in a storied history of Saints football.

But it is only one of a growing number of accomplishments of the team under the leadership of Tom Benson.

Since his acquisition of the team in 1985, the Saints have come from the back of the pack to a perennial frontrunner in the NFL.

In 1987, the team secured its first-ever winning record and first playoff berth. Since then, the Saints have posted five consecutive

non-losing records. Only two other NFL teams can claim that accomplishment.

There is more to accomplish. And Tom Benson has his team ready to tackle those challenges.

Benson got involved with the Saints in a manner true to the spirit of the New Orleans community – he cared.

In 1984, the Saints went up for sale. Benson was not particularly interested in football, but he watched the proceedings with the interest of any New Orleans resident.

He became concerned. There was talk that those who were in the primary negotiating posture were thinking of moving the team; if they purchased, the Saints would soon be playing elsewhere.

Benson then stepped forward, not only with his words, but with his resources.

He was already a very successful businessman. He had his hands full with his automobile dealerships and banks. But the possibility of losing the team was not a comforting thought.

Frantically, he formed a group to make an offer to buy the club. Then, patiently, he waited his turn.

The chance came. Negotiating from a subordinate position, the Benson group came to the forefront quickly. In a crowded bank boardroom on May 31, 1985, ownership of the Saints was transferred to Benson and his partners in an exchange for \$70.204 million.

Without Benson's acquisition of the team, there is little doubt that the Saints would no longer be in the Crescent City.

It's hard to overestimate either the task which Benson and his group had undertaken, or the events which saw the completion of the project. But the purchase was not the final move for Benson.

His next monumental task was to take the Saints to a level of competition with the NFL's best, a chore that is now well underway.

One of Benson's rules of thumb in the operation of a successful business venture is to acquire quality people, assign them a task, and let them perform.



In his business wisdom, he located Jim Finks, a proven performer, to manage the team. A lifelong football man, Finks had directed the fortunes of two other teams, the Minnesota Vikings and Chicago Bears, to the pinnacle of the NFL.

His peers in the NFL have quickly become aware of his ability as a businessman. Despite his short tenure among the fraternity of NFL owners, Benson in 1989 was named chairman of the league's most focal and influential group, the NFL Finance Committee. He also serves on the Broadcast and Expansion Committees.

Benson was born in New Orleans in 1927 and grew up on the edge of the city's sprawling 9th Ward. He was educated at St. Aloysius High School (now Brother Martin) and Loyola University. As a youngster, he played sandlot football at St. Roch Park and earned spending money delivering the Times Picayune newspaper.

After studying business and accounting at Loyola, the young Benson went to work as a bookkeeper for the Cathey Chevrolet Co. in New Orleans in 1948.

By 1956, at age 29, Benson was on his way to San Antonio, Texas to manage a Chevrolet dealership as a junior partner. Six years later he took full control of the dealership and established the Tom Benson Chevrolet Co.

That acquisition, combined with Benson's confidence and determination, spawned what is today the Benson Automotive World, a multi-dealership organization based in New Orleans with outlets in San Antonio and Corpus Christi, Texas. He also served on several advisory boards of General Motors Corp.

Appreciative of the fact that New Orleans, its schools, business community and people gave him his start, Benson and his brothers, Jerome and Larry, established the Free Enterprise Resource Center at Brother Martin High School in honor of their parents, Tom Sr. and Carmen. He has also endowed chairs in free enterprise at St. Mary's University, and banking at Incarnate Word College.

He serves his college alma mater on the President's Council of Loyola University.

Benson has received many honors for his community involvement, a few of which are: American Tradition Award from the B'nai Brith Foundation of the United States; Rev. Jacques E. Yenni Award for Community Service from Loyola University; N.A.D.A. Northwood Institute Award for Outstanding Service to Education; Brotherhood Award of the National Conference of Christians and Jews; Order of St. Louis Medallion for dedication to church from the Archdiocese of New Orleans; 1986 Brother Martin High School Alumnus of the Year; Honorary Doctor of Science and Business from Cleary College, Ypsilanti (Mich.), 1986; Honorary Doctor of Humane Letters from Loyola University, 1987; and Honorary Doctor of Laws from Northwood Institute in Dallas, 1989.

He is one of four children and the grandnephew of the late Herbert Benson, a local architect who helped design Tulane Stadium and was one of the founders of the annual Sugar Bowl football game.

In addition to his home in New Orleans, Benson also has a 2,200-acre ranch near that of the late president Lyndon Johnson where he maintains a game preserve, a refuge for exotic deer, antelope, and other species. The ranch produces a special breed of Angus cattle, developed by Benson.

Benson and his wife, the former Grace Trudeau of New Orleans, share a family of five children; René LeBlanc, Donn Walker, Susan Walker, Rick Walker, and Mimi Walker.



JIM FINKS

President/General Manager



There are a number of reasons the Saints have had a measurable amount of success in the past six years. Among them is the presence of Jim Finks.

He's been in the sports world for over four decades now, and his legacy to those he has served is success.

Finks was named president/general manager of the Saints on January 14, 1986, bringing with him a portfolio of success as a player, coach, scout and administrator that had spanned 37 years in sports.

New Orleans was the sixth challenge which Finks had undertaken since his involvement in the business end of sports. His presence was a positive one in the previous five.

The results are the same in the Crescent City.

For years, the Saints had struggled on the field. They hadn't yet had a winning season in their previous 19 years. But in 1987, that changed.

New Orleans logged a 12-3 mark, second-best in the NFL, and went to their first-ever playoff game. Finks' presence was apparent.

Ups and downs followed, but the team continued to improve. In 1991, the NFC West championship flag flew in New Orleans for the first time.

Finks found New Orleans similar to those programs in Minnesota (1964) and Chicago (1974). They had potential, but they needed work.

Since Finks' arrival, the Saints have won 60 percent of their regular season games and currently have a streak of five consecutive non-losing years. Only two other NFL teams have the same accomplishment.

While under his command, the Minnesota Vikings made two Super Bowl appearances, and two more just after his departure. Following his construction project in Chicago, the Bears captured a world championship following the 1985 season.

Finks' formula for success is proven in another sport as well. While as president of baseball's Chicago Cubs in 1984, he led the organization to their first NL East pennant in modern times.

During a ten-year association with Minnesota, Finks brought the NFC Central team to the top of the professional game. He joined the Vikings in 1964 as general manager, and added the title of vice president in 1969, and executive vice president in 1973. In 1967, Finks hired then-unknown Bud Grant as head coach. What followed was a string of five NFC Central crowns and two Super Bowl appearances (Jan. 1970 and 1974), and six more division titles in the years following his departure (1974-78, 1980). In his final four seasons (1970-73), the Vikings tallied 47 victories. Following the team's second Super Bowl appearance, Finks resigned.



Just days before the 1974 season opener, Finks was named executive vice president, general manager and chief operating officer of the Chicago Bears.

The city of Chicago better remembered Bears teams of the past, the storied history of a franchise that was an NFL original. But the last glimmer of the success enjoyed by those early teams was the league champions of 1963, eleven years earlier.

Finks put his expertise to work. By 1977, Chicago was again in the playoffs.

Through the late 1970s and early '80s, Finks set about the construction of one of the NFL's most dominating teams. Before his departure in 1983, Finks would acquire 19 of the 22 starters for a Bears team that compiled a 15-1 record in 1985 and crushed New England 46-10 in Super Bowl XX.

But perhaps most amazing is the fact that the teams Finks ultimately left remained strong for years following his departure, a solid tribute to his management ability.

There is no "quick-fix" to his philosophy, for that would lead to temporary results. He builds for the long haul.

His history of excellence is such that just his presence in the Saints' top position is enough to instill a confidence that was missing prior to his arrival.

Finks' expertise has been consistently tapped by the National Football League. In 1968, he served on the first NFL negotiating committee that met with the players' association. After leaving the Vikings, he served fulltime with the NFL Management Council until his appointment with the Bears.

In 1989, Finks was a leading candidate for appointment to the league's highest office — that of NFL commissioner.

Currently, he serves the NFL as the chairman of the competition committee, the advisory board for all competitive matters, including playing rules, officiating, and player personnel.

A quarterback at Tulsa University, Finks was a 12th-round selection of the Pittsburgh Steelers in 1949. The Steelers were the only team in the NFL to still employ the single-wing offense, and Finks played defensive back until 1952 when Pittsburgh converted to a T-formation. He became the starting quarterback in 1952, and went on to the Pro Bowl that year.

In addition to his football career, Finks was a two-sport professional, playing minor league baseball in 1949 in Columbia, South Carolina and 1950 in Austin, Texas in the Cincinnati Reds' farm system.

He retired as an NFL player following the 1955 season, and joined the coaching staff at Notre Dame on Terry Brennan's staff.

After the 1956 football season, Finks served as assistant coach and scout for Calgary of the Canadian Football League. Later that season, he took over as Calgary's general manager. He remained with theStampeders until joining the Vikings in 1964.


In 1987, Finks presided over the Saints' first-ever winning season. The team posted a 12-3 mark and played in the franchise's first playoff game. For those and other numerous accomplishments, Finks was recognized as the NFL Executive of the Year by The Sporting News, Football News, and the Touchdown Club of Washington, D.C.

A native of Salem, Illinois, Finks was born August 31, 1927. He and his wife Maxine reside in Metairie. They have four sons; Jim, David, Dan and Tom.



JIM MORA

Head Coach



Since Jim Mora's arrival, football in New Orleans has taken on a different look.

The winning look.

Mora arrived in 1986. In the first 19 years of the franchise, not one winning season was savored by Saints fans.

In the six years after his arrival, four winning marks and three playoff spots are the highlights of a myriad of happenings that have given New Orleans a contender.

That 1986 season was an unusual one for Mora. Despite showing improvement, his team had a losing record. It was the last time.

The first time the Saints presented their fans

a winner was 1987. The team posted a 12-3 record, second-best in the entire NFL. That season, and his performance earned Mora a clean sweep of Coach of the Year honors.

Since '87, New Orleans has been at or above the .500 mark each season, one of only three NFL clubs with that achievement. In 1991, New Orleans brought home its first-ever NFC Western Division pennant with an 11-5 mark.

Mora holds the team record for seasons (6) and wins (57), with more on the horizon.

There's no real secret for Mora's success at different levels. He has a number of things in his favor. He has the expertise. He has the desire to work for the results.

He is surrounded by a coaching staff that understands his techniques, and communicates them each minute of each day.

There's a plaque in his office that summarizes his theory of success — "The secret of a good organization is good organization."

Mora's approach is best described as "businesslike." He is a businesslike coach, a businesslike person. He assumes little.

Throughout his career as a head coach, three in the USFL and six with the Saints, Mora has demonstrated those qualities.

Previous to his appointment as Saints head coach January 28, 1986, Mora had served three seasons in the USFL as head coach of the Philadelphia/Baltimore Stars. Under Mora, the Stars dominated the USFL unlike any team in any other sports league previously.

Appearing in all three league championship games, the Stars were crowned champions in 1984 and 1985. Mora's record in those three seasons was 48-13-1, by far the finest slate of any football team, USFL or NFL.

Those accomplishments, as well as his uncompromising reputation as a hard-working, businesslike competitor, made Mora much in demand by teams searching for new head coaches following the 1985 season. He had several offers to turn the fortunes of other NFL clubs. But of four NFL vacancies that offseason, New Orleans was most attractive to Mora. He was one of eight candidates personally interviewed by president/general manager Jim Finks.



"I was impressed with the Saints ownership and organization, the plan for the franchise, and the people," Mora said of his decision. "No head coach can become successful without the commitment from an organization, top to bottom. Tom Benson knows what it takes to be a winner. Jim Finks has succeeded everywhere he has been. I sensed that good things would happen in New Orleans under these men. I wanted to be a part of it."

Mora spent 23 years coaching in the college and professional ranks before embarking on his first experience as head coach of a professional team. In addition to his tenure at the Stars, he worked in seven different college and NFL organizations before joining the Saints.

A native of Los Angeles and the son of a television film editor, Mora played tight end and defensive end four years at Occidental College. His teammate and roommate, Jack Kemp, became a standout quarterback with the Buffalo Bills on his way to a career in public service. After completing his B.A. in physical education in 1957, Mora was named assistant coach at Occidental. After four years as an assistant, he was named head coach, and served three years.

He later completed his education with a master's degree from USC.

In 1967, Mora joined John Ralston's staff at Stanford as linebackers coach. There he worked with Dick Vermeil, who would later lead the Philadelphia Eagles to the Super Bowl.

After a year at Stanford, Mora moved to the University of Colorado in 1968, and coached all phases of defense in six seasons on Eddie Crowder's staff.

In 1974, Mora joined Vermeil, then head coach at UCLA, as linebackers coach.

The following season, Mora moved to Don James' staff at the University of Washington as defensive coordinator. He served in that capacity for three seasons before making the jump to the National Football League.

Mora joined the Seattle Seahawks in 1978 as defensive line coach under Jack Patera. He remained with the Seahawks until 1982 when he was named defensive coordinator of the New England Patriots. Mora's defensive unit played a major role in the Patriots' march to the playoffs that year.

Mora got his first professional head coaching chance when in 1983 he went to the Philadelphia Stars of the USFL. Upon arrival, he had only two weeks to assemble a staff and prepare for the Stars' first training camp.

His team posted a 16-4 record that season, and appeared in the league's first championship game. The Stars lost, 24-22 to the Michigan Panthers.

The Stars' phenomenal 19-2 mark in 1984 was followed by a 23-3 thrashing of the Arizona Wranglers in the title game. And in the final USFL season, the Baltimore Stars went 13-7-1 and defeated the Oakland Invaders 28-24 in the championship game.

Each year, Mora's records as Saints head coach mount. Already the winningest head coach in team history, he has compiled a six-year record of 57-43 (.570), including three playoff games. The 1990 season made him the most tenured in team history.

In the last five years (1987-91), Mora's Saints compiled 50 wins, fifth-best in the NFL during that period.

Born May 24, 1935 at Los Angeles, California, Mora and his wife Connie have three sons; Stephen, Michael, and Jim, the Saints' defensive backs coach.



1992 STAFF BIOGRAPHIES

JIM MILLER, Vice President of Administration



Since joining the Saints in 1986, Jim Miller's principal duties have included assisting Jim Finks in the negotiation of player contracts and overseeing all club administrative offices.

Negotiations are Miller's most visible duty, but the bulk of his day-to-day responsibility is to assure that the front office operates in an efficient and economic manner.

The planning process begins in late autumn when, under Miller's direction, department heads review their past year's performance and develop individual action plans. Miller assembles the plans into a Club Departmental Plan and Budget book, which serves an organizational blueprint for the coming year. Weekly staff meetings during the year assure that the Saints' front office operates according to the plan.

Miller came to the Saints after five years at the National Football League Management Council in New York. In 1982, he was spokesman for the NFL owners during the 57-day players strike. A year later, he was named director of administration, advising clubs on contract matters and special projects.

Miller started his professional career as a writer for the Louisville Courier-Journal in 1970-71, after which he joined the Baltimore Evening Sun as a copy editor. He returned to writing in 1978 and covered the Baltimore Colts until joining the NFL Management Council as director of information in 1981.

Away from the office, Miller is an avid road-runner. He has participated in five marathons, which include a 2:58 personal best. He has won various age-group awards and finished in the elite "Top 500" of New Orleans' Crescent City Classic 10-kilometer race in 1987 and 1989. He has also written several published articles on historical aspects of professional sports and has been a member of the Society of American Baseball Research since 1981.


The native of Clark Station, Kentucky was born January 24, 1948. He holds a bachelor's degree in journalism from the University of Kentucky and a master's degree in communication from the University of Maryland. Jim has a daughter, Lindsay.

SAINTS RETIRED NUMBERS

Only two numbers on the Saints roster have been retired. Defensive end Doug Atkins, the former University of Tennessee All-America, joined the Saints in 1967 and retired in 1969. All-Pro running back Jim Taylor played in a Saints uniform during the 1967 season. Both Atkins' no. 81 and Taylor's no. 31 are retired. Atkins and Taylor are both members of the NFL's Hall of Fame in Canton, Ohio.



BILL KUCHARICH, Director of Player Personnel



Bill Kuharich is in his seventh season with the Saints. He joined the club as director of pro personnel in 1986, and was elevated to his present position just prior to the 1986 season.

A graduate of Middlebury College in Vermont, Kuharich started his football career as a graduate assistant coach at Brown University in 1976. His first fulltime post came as offensive backfield coach at Hawaii in 1977. Stops at Georgetown (1978), St.

Lawrence (1979) and Columbia (1980) followed.

When the USFL started, Kuharich went to Philadelphia as administrative aide to the general manager. He was named assistant general manager/director of player personnel in 1983. The Stars, with Jim Mora as head coach, played in all three of the league's championship games and won the USFL title twice.

Both college and pro scouting, professional league player movement and evaluation, and self-scouting are duties of Kuharich's position with the Saints.

In 1987, Kuharich and his scouting staff were presented with a difficult challenge. The players' strike made necessary the assembly of a replacement squad. The team constructed by Kuharich and his staff posted a 2-1 record, and kept the Saints in the thick of the divisional championship race throughout the season.

Born March 25, 1953 in Skokie, Illinois, Kuharich is the son of the late Joe Kuharich, head coach at Notre Dame, the Washington Redskins, and Philadelphia Eagles. Bill and his wife, Betsy, live in Destrehan.

CARL SMITH, Offensive Coordinator/Quarterbacks



Since 1986, the Saints under Carl Smith have been successful moving the ball, scoring points and are perennially among the NFL leaders in time of possession, having led the league three of the last four years.

Smith joined the Saints staff in 1986 from the staff of the Philadelphia/Baltimore Stars. Smith directed the Stars' quarterbacks and receivers 1984-85 after a year as special teams coach.


Smith started his coaching career as graduate assistant at his alma mater, Cal Poly-San Luis Obispo in 1971. He moved to the University of Colorado as graduate assistant in 1972, and earned his first fulltime post as linebacker coach for the Buffaloes in 1973 where he worked with Saints head coach Jim Mora.



In 1974, Smith joined the staff at the University of Southwestern Louisiana as defensive line coach. He coached defensive backs for the Ragin' Cajuns 1975-76, then switched to the offensive side of the ball as offensive coordinator 1977-78. He served at Lamar University 1979-81, and was named offensive coordinator at North Carolina State in 1982.

Smith was born April 26, 1948 at Wasco, California. He and his wife, Dianne, live in Kenner with their three sons, Tracy, Tyler and Nicholas.

STEVE SIDWELL, Defensive Coordinator/Inside Linebackers



In 1991, the Saints defense under Steve Sidwell led the NFL with 211 points allowed. The mark was also a team record.

Sidwell is in his seventh season with the Saints. He came to New Orleans from the Indianapolis Colts, where he coached the defensive line in 1985.

An all-conference linebacker at the University of Colorado, Sidwell started his coaching tenure as linebacker coach at his alma mater, 1966-73. While there, he worked with Saints head coach Jim Mora. He moved to the University of Nevada-Las Vegas, assuming the additional duties of defensive coordinator, 1974-75. In 1976, Sidwell was named defensive coordinator at Southern Methodist and held that post until 1981.

Sidwell's first pro coaching job came in 1982, when he was named linebackers coach for the New England Patriots under defensive coordinator Jim Mora. He served the Patriots until 1984.

Born August 30, 1944 at Winfield, Kansas, Steve and his wife Katy have two sons, Scott and Brad, this year a graduate assistant football coach at Tulane. The Sidwells live in New Orleans.

PAUL BOUDREAU, Offensive Line



In 1991, the Saints line under Paul Boudreau suffered some unfortunate injury setbacks. Nonetheless, the Saints allowed only 19 sacks, second-lowest in the NFL.

Boudreau is in his sixth season with the Saints. He came to New Orleans from the Edmonton Eskimos of the Canadian Football League.

A graduate of Boston College, Boudreau started his coaching career at Oxford (Mass.) High School 1973-74. He moved to his alma mater as offensive line coach, serving at BC 1974-77. Stops at the University of Maine (1977-79), Dartmouth (1979-81) and Navy (1982) preceded his appointment to the Eskimos staff in 1983.



In the spring of 1991, Boudreau and offensive coordinator Carl Smith ran in the Boston Marathon.

Boudreau was born December 30, 1949, and grew up in Arlington, Massachusetts.

Paul and his wife Joan have a son, Paul, and a daughter, Jill. They live in Destrehan.

VIC FANGIO, Outside Linebackers



Under Vic Fangio, the Saints' outside linebackers had 28 sacks in 1991, more than five entire NFL teams.


Fangio is in his seventh season, having joined Jim Mora in New Orleans from two seasons in the USFL.

A graduate of East Stroudsburg University, Fangio started his coaching career at his high school alma mater, Dunmore High School, as linebackers coach in 1979. He was named defensive coordinator at Dunmore, serving in that capacity 1980-81. In 1982, Fangio worked as defensive coordinator at Milford Academy.

A year at the University of North Carolina coaching the defensive line preceded Fangio's appointment to the USFL Stars staff, where he served as defensive assistant and strength and conditioning coach.

Born August 22, 1958 at Dunmore, Pennsylvania, Fangio and his wife, Patty, live in Destrehan with their son, Christian.

JOE MARCIANO, Tight Ends/Special Teams



Since Joe Marciano's arrival in New Orleans, the Saints' special teams have ranked among the NFL's top units each season.

Marciano is in his seventh season with the Saints. He joined the staff in 1986 from the Philadelphia/Baltimore Stars, where he coached tight ends and special teams.


A four-year letterman at quarterback for Temple University, Marciano entered the coaching profession at Wyoming Area High School in 1976. He then coached tight ends at East Stroudsburg (1977), and Rhode Island (1978-79). He moved to Villanova in 1980, and joined Joe Paterno's staff at Penn State in 1981 as tight ends coach. In 1983, he returned to his alma mater to coach tight ends and special teams.

Marciano joined Jim Mora's staff at the Stars in 1983, and helped in the appearance of the Stars in all three USFL championship games, and victories 1984-85.

Born in Scranton, Pennsylvania February 10, 1954, Marciano and his wife, Cheryl, live in Kenner.



JIM MORA, Defensive Backs



New to the staff for 1992, Jim Mora comes to New Orleans from the staff of the San Diego Chargers. He replaces Dom Capers, Saints defensive backs coach 1986-91.


A graduate with a marketing degree from the University of Washington, Mora played defensive back for the Huskies 1980-83. He played in two Rose Bowls during his college career.

He started his coaching career at his alma mater in 1984 as a graduate assistant, and was a member of the Huskies staff that led the team to the Orange Bowl that year.

In 1985, he joined the Chargers staff as an assistant in the pro personnel department. He was a defensive assistant in the secondary 1986-88, and handled defensive backs 1989-91.

Born November 19, 1961 in Los Angeles, Mora attended Interlake High School in Seattle, Washington where he lettered in football, basketball, baseball and track. Mora and his wife, Shannon, reside in Metairie.

RUSSELL PATERNOSTRO, Strength and Conditioning



Now in his twelfth year of preparing the Saints for play, Russell Paternostro has trained both individuals and teams at every level of competition.

A New Orleans native, Paternostro graduated from West Jefferson High School. He attended San Diego State University. He played on his high school football team, and was a member of the football squad at Camp Pendleton, California during his tour of duty in the U.S. Navy.

Paternostro returned to New Orleans in 1962. He managed and owned fitness centers in the New Orleans area until his appointment to the Saints coaching staff in 1981.


Born July 21, 1940 in New Orleans, Russell and his wife, Mercy, have two daughters, Angela and Robyn. They reside in Covington.

POSTSEASON GAME SCHEDULE

Sat. & Sun., Jan. 2 & Jan. 3 — First-Round Playoffs (ABC, NBC and CBS)
 Saturday, Jan. 9 — AFC and NFC Divisional Playoffs (NBC and CBS)
 Sunday, Jan. 10 — AFC and NFC Divisional Playoffs (NBC and CBS)
 Sunday, Jan. 17 — AFC and NFC Championship Games (NBC and CBS)
 Sunday, Jan. 31 — Super Bowl XXVII at Rose Bowl, Pasadena, Calif. (NBC)
 Sunday, Feb. 7 — AFC-NFC Pro Bowl at Honolulu, Hawaii (ESPN)



JOHN PEASE, Defensive Line



In 1991, John Pease's defensive line was instrumental in establishing the Saints defense as the best unit in the NFL in points allowed.

Pease is in his seventh season with the Saints, coming from the USFL champion Philadelphia/Baltimore Stars.

Following graduation from the University of Utah after an all-WAC senior season at wingback, Pease served in the military in Puerto Rico 1965-67. It was there that he got his first coaching experience, coordinating the offense at Antilles High School in 1966. He returned to his alma mater 1968-69 as graduate assistant.

His first fulltime job came at Fullerton College where he served 1970-73 as defensive coordinator. He coached at Long Beach State 1974-76, and returned to Utah to coach in 1977.

Pease coached at the University of Washington 1978-82 before joining the Stars staff in 1983.

Born October 14, 1943 in Pittsburgh, Pennsylvania, Pease was on the training camp roster of the Los Angeles Rams following his graduation from college. He has a daughter, Kristin. John and his wife, Chris, live in Metairie.

JIM SKIPPER, Running Backs



Though injuries took the starters out of the backfield in 1991, Jim Skipper's runners kept rushing toward the NFC Western Division championship.

Skipper joined the Saints from the Philadelphia/Baltimore Stars where he coached running backs 1983-85.

A graduate of Whittier College, Skipper opened his coaching dossier at Duarte High School in California in 1973. He then coached defensive backs at Cal

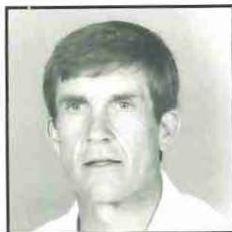
Poly-Pomona 1974-76, and at San Jose State 1977-78.

Skipper's first running backs coaching position came at the University of the Pacific in 1979. He moved to the University of Oregon, coaching there 1980-82.

Born January 23, 1949 at Breaux Bridge, Louisiana, Skipper and his wife, Elmarie, have three sons, Courtney, Timmy and Kelly. The Skippers live in Kenner.



STEVE WALTERS, Wide Receivers



Under Steve Walters, Saints wide receivers have shown continual improvement, and have made massive contributions, particularly in 1991 as the Saints won the NFC West.


A two-year letterman at the University of Arkansas, Walters started his coaching career as a graduate assistant at Virginia Tech 1971-72. He accepted his first fulltime coaching position at Tampa University as receivers coach in 1973.

Walters changed sides of the ball, coaching defensive backs at Northeast Louisiana 1974-75. His next job, at Morehead State in 1976, was that of quarterback and receivers coach. Stops at Tulsa (1977-78), Memphis State (1979) and SMU (1980-81) preceded Walters' first pro coaching post, handling defensive backs at the New England Patriots 1982-84, working with Saints head coach Jim Mora in '82.

Walters coached defensive backs at the University of Alabama in 1985 before being named to the Saints staff in 1986.

Born June 16, 1948 at Jonesboro, Arkansas, Walters and his wife, Susan, have a son, Kirk, and a daughter, Kasey. They live in Destrehan.

AUSTIN DEJAN, Assistant to the Player Personnel Director



Austin Dejan joined the Saints player personnel department fulltime in 1987.

Dejan's responsibilities include the day-to-day operation of the player personnel department in college, pro and self-scouting.

A graduate of Dillard University, Dejan taught in New Orleans Public Schools before coming to the Saints as an intern in the player personnel department in 1986.

A native New Orleanian, Dejan graduated from Benjamin Franklin High School. He and his wife, Brucie, live in Lacombe.

TIME IS ON OUR SIDE

The Saints led the National Football League in time of possession in 1991 with an average mark of 33:58 a game. They held the advantage in that category in 13 of the 16 games last year, and have now led the league in that department in three of the last five seasons. They also topped the NFL in time of possession in 1987 and 1989, and finished second in 1988.



BILL BAKER, Player Personnel Scout



Bill Baker is in his seventh season of service with the Saints. He came to New Orleans from three years in the USFL.

Baker graduated from the University of Arizona in 1977 where he played outside linebacker. His coaching career started at Purdue in 1978 as an assistant. He remained there until 1982.

Baker's first pro job came with the USFL's Arizona Wranglers in 1982 as director of college scouting. In 1983, he moved to the Michigan Panthers as director of college scouting. In 1984, he assumed a similar position with the USFL's Oakland Invaders.

Baker covers the western United States in the Saints' scouting effort.

Baker's father, Bill, Sr., is a scout with the Kansas City Chiefs.

Bill has a son Bill (Bo) III. He lives in Scottsdale, Arizona.

HAMP COOK, Player Personnel Scout




Now in his 20th season, Hamp Cook has the longest record of service with the Saints scouting staff. He joined the club in 1973.

Cook coached high school teams in Mississippi and Alabama and was an assistant coach at the University of Southern Mississippi for eight years before joining the Saints. He graduated from Southern Mississippi with a masters degree in physical education.

Cook scouts prospects in the southeastern United States.

Hamp and his wife, Tinkey, live in Hattiesburg, Mississippi. They have three children, Tracey, Kyle and Chuck, who is following in his father's footsteps as an NFL scout with the Kansas City Chiefs.

HOKIE GAJAN, Player Personnel Scout



Now in his fifth season as a scout, Hokie Gajan's responsibilities in the scouting department have each year taken on more meaning. His area is among the most fertile in the country for NFL prospects.

Gajan joined the Saints scouting department in 1987 following his retirement from the team's roster as a fullback.

Gajan was drafted by the Saints in the tenth round of the 1981 draft. He played fullback in New Orleans 1982-85 before



being sidelined by a knee injury. He blocked for Saints tailbacks George Rogers, Wayne Wilson and Earl Campbell. Also a productive runner, He holds the Saints season record for rushing average with a six-yard per carry standard in 1984.

In his four seasons, Gajan rushed for 1,358 yards with a 5.4-yard average and 11 touchdowns. He added 63 catches for 515 yards and two TDs.

Assigned the territories of Louisiana, Texas, Oklahoma and Arkansas, Gajan will cover the added states of Kansas and Nebraska for the Saints in 1992.

Hokie and his wife, Judy, live in Mandeville with their three daughters Jennifer, Kristin and Megan.

TOM MARINO, Player Personnel Scout



A veteran of three football leagues, Tom Marino joined the Saints scouting department in 1986.

A graduate of the University of Massachusetts, Marino worked three years as scout for the Chicago Bears while finishing his undergraduate degree. He joined the Philadelphia Bell of the World Football League in 1974 as the team's director of player personnel.

He was named to the scouting staff of the Dallas Cowboys, and served 1976. He then joined the

New York Giants and worked 1977-81 in a similar capacity.

In 1982, he joined the USFL with the Boston Breakers as assistant general manager and player personnel director. He moved to the Denver Gold staff in 1983 as director of player personnel. He joined the Philadelphia/Baltimore Stars as a personnel scout in 1984.

Marino is assigned the eastern United States in the Saints scouting system.

Tom and his wife, Denise, have a daughter, Melissa and a son, Tom. They live in Raleigh, North Carolina.

CARMEN PICCONE, Player Personnel Scout



For almost 40 years, Carmen Piccone has been involved in football as player, coach and scout. He joined the Saints staff in 1986.

A three-year starter at Temple University 1954-56, Piccone opened his professional career as coach of Temple's freshman football team. In 1960, he was named head coach at Southern Illinois where he remained until 1965.

Stints at Cornell, a return to Temple, and Trenton State preceded his joining the USFL's scouting combine in 1983, where he



worked until joining the Saints.

Piccone covers prospects in the midwestern United States for the Saints. Carmen and his wife, Dorothy, have two sons. They live in Brigantine, New Jersey.

DEAN KLEINSCHMIDT, Head Athletic Trainer



At the time of his appointment as head trainer in 1971, Dean Kleinschmidt was the youngest trainer in the NFL. He joined the Saints two years earlier as assistant trainer.

A native of Morgan, Minnesota, Kleinschmidt attended Indiana University. He served as student assistant trainer and staff assistant trainer.


Since 1971, he has served annually on the Senior Bowl staff as trainer. He has lectured internationally in Sweden in 1976, Mexico City in 1978, and in Bahrain in 1984. He is president of the board of directors of the Professional Football Athletic Trainers Society (PFATS).

In 1986, his staff was named by PFATS as NFL Training Staff of the Year. That same year, he was named Professional Athletic Trainer of the Year by the National Athletic Trainers Association (NATA).

In 1990, Dean was inducted into the Louisiana Athletic Trainers Hall of Fame. This year, Dean was co-chairman of the medical support committee for the 1992 United States Olympic Committee Track and Field Trials held in New Orleans in June.

Dean and his wife, Marlene, live in Metairie with their son, Rhett and daughter, Morgan.

KEVIN MANGUM, Assistant Trainer/Director of Rehabilitation



Now in his 12th season with the Saints, Kevin Mangum was elevated to his present position in 1988.

Mangum joined the Saints in 1981 as assistant trainer. Previously, he served the club as a student athletic trainer in training camp.

Mangum was a student trainer at Southwest Mississippi Junior College for two seasons prior to joining the Saints staff. He also spent two years at his alma mater, the University of Southern Mississippi, where he graduated with a bachelor's degree in athletic administration. He specialized in athletic training.

Along with head trainer Dean Kleinschmidt, Mangum shared in the recogni-



tion as NFL Training Staff of the Year in 1986 by the Professional Football Athletic Trainers Society (PFATS).

Mangum completed his master's degree curriculum in 1988 at the University of New Orleans.

In 1991, Kevin was named Outstanding Assistant Athletic Trainer by the Southeast Athletic Trainers Association.

A native of Tylertown, Mississippi, Kevin and his wife, Susie, live in Kenner with daughters Katie and Megan, and son Scott.

DAN SIMMONS, Equipment Manager



Now in his 20th year with the Saints, Dan Simmons is the second in a family of NFL equipment managers. His father, Bill, held the equipment manager's post with the St. Louis football Cardinals for 22 years.

Simmons joined the Saints in 1973 after learning the business from his father at St. Louis. A graduate of Meramec College in St. Louis, Dan served four years in the Navy following his graduation.

In addition to his regular duties, Dan supervises the annual round-trip move of the team from the New Orleans area to La Crosse, Wisconsin for training camp.

Dan and his wife, Elaine, live in Mandeville. They have three children, Tracy, Amy and Tony, a sophomore tight end on the Purdue University football team.

GLENNON POWELL, Assistant Equipment Manager



Known to the Saints as Silky, Powell joined the Saints in 1975 after serving parttime the previous season.

A native of New Orleans, Powell's prior career was with the New Orleans Recreation Department, where he was responsible for a number of tasks. He also served as a coach and manager at his alma mater, Redemptorist High School.

Silky is single and resides in the Irish Channel area of New Orleans.



ALBERT AUCOIN, Video Director




Albert Aucoin starts his sixth year as head of the Saints' video department. He took over the position from his father, Erby, who had held the post for 19 NFL seasons.

Aucoin started with the team in 1976 as a photographer in training camp. He joined the staff full-time in 1980.

In 1990, Aucoin supervised the construction of the video department's new production annex, built at the team's David Drive practice facility.

A native New Orleanian, Albert graduated from East Jefferson High School. Albert has a son, Albert Adam. He lives in River Ridge.

BRIAN BADZINSKI, Assistant Video Director



Brian Badzinski joined the Saints staff fulltime in 1986 after serving the photo department in a part-time capacity since 1984.

A native of Milwaukee, Wisconsin, Badzinski graduated from East Jefferson High School. Before joining the Saints, he ran his own video production company.

Brian and his wife, Paula, live in River Ridge. They have two daughters, Kristina and Angela.

LESTER VALLET, JR., Grounds Superintendent



Lester Vallet, Jr. is in his third season in his present position with the Saints. He filled the vacancy left by his father, Lester, Sr. upon his retirement after 12 seasons with the team.

Vallet joins the Saints from the U.S. Air Force, where he served 20 years in facility management and maintenance.

He came to the club in 1989 as assistant grounds superintendent.

A graduate of McKinley High School in Baton Rouge, Lester and his wife Patricia have four sons, Lester III, Dericke, Kevin and DeSean. They live in New Orleans East.



tion as NFL Training Staff of the Year in 1986 by the Professional Football Athletic Trainers Society (PFATS).

Mangum completed his master's degree curriculum in 1988 at the University of New Orleans.

In 1991, Kevin was named Outstanding Assistant Athletic Trainer by the Southeast Athletic Trainers Association.

A native of Tylertown, Mississippi, Kevin and his wife, Susie, live in Kenner with daughters Katie and Megan, and son Scott.

DAN SIMMONS, Equipment Manager



Now in his 20th year with the Saints, Dan Simmons is the second in a family of NFL equipment managers. His father, Bill, held the equipment manager's post with the St. Louis football Cardinals for 22 years.

Simmons joined the Saints in 1973 after learning the business from his father at St. Louis. A graduate of Meramec College in St. Louis, Dan served four years in the Navy following his graduation.

In addition to his regular duties, Dan supervises the annual round-trip move of the team from the New Orleans area to La Crosse, Wisconsin for training camp.

Dan and his wife, Elaine, live in Mandeville. They have three children, Tracy, Amy and Tony, a sophomore tight end on the Purdue University football team.

GLENNON POWELL, Assistant Equipment Manager



Known to the Saints as Silky, Powell joined the Saints in 1975 after serving parttime the previous season.

A native of New Orleans, Powell's prior career was with the New Orleans Recreation Department, where he was responsible for a number of tasks. He also served as a coach and manager at his alma mater, Redemptorist High School.

Silky is single and resides in the Irish Channel area of New Orleans.



ALBERT AUCOIN, Video Director




Albert Aucoin starts his sixth year as head of the Saints' video department. He took over the position from his father, Erby, who had held the post for 19 NFL seasons.

Aucoin started with the team in 1976 as a photographer in training camp. He joined the staff full-time in 1980.

In 1990, Aucoin supervised the construction of the video department's new production annex, built at the team's David Drive practice facility.

A native New Orleanian, Albert graduated from East Jefferson High School. Albert has a son, Albert Adam. He lives in River Ridge.

BRIAN BADZINSKI, Assistant Video Director



Brian Badzinski joined the Saints staff fulltime in 1986 after serving the photo department in a part-time capacity since 1984.

A native of Milwaukee, Wisconsin, Badzinski graduated from East Jefferson High School. Before joining the Saints, he ran his own video production company.

Brian and his wife, Paula, live in River Ridge. They have two daughters, Kristina and Angela.

LESTER VALLET, JR., Grounds Superintendent



Lester Vallet, Jr. is in his third season in his present position with the Saints. He filled the vacancy left by his father, Lester, Sr. upon his retirement after 12 seasons with the team.

Vallet joins the Saints from the U.S. Air Force, where he served 20 years in facility management and maintenance.

He came to the club in 1989 as assistant grounds superintendent.

A graduate of McKinley High School in Baton Rouge, Lester and his wife Patricia have four sons, Lester III, Dericke, Kevin and DeSean. They live in New Orleans East.



ADMINISTRATION

BRUCE BROUSSARD, Business Manager/Controller



Bruce Broussard was named to his present post in 1987. He joined the Saints staff as ticket manager in 1983.

Broussard came to the Saints from LePavillion Hotel in New Orleans. He served eight years there, the final four as general manager.

A New Orleans native, Broussard attended Cor Jesu High School and Loyola University, where he graduated with a degree in accounting. He is a past president of the New Orleans Hospitality Accountants Association, and was on the board of directors of the New Orleans Hotel and Motel Association.

Bruce and his wife, Lynn, live in New Orleans. They have two sons, Bruce, Jr. and Mark.

CHARLEEN SHARPE, Assistant Controller




Charleen Sharpe is in her 12th season with the Saints, having joined the staff during the 1981 season.

Charleen served as assistant controller for First Homestead Federal Savings and Loan Corporation for eight years prior to her appointment to the Saints' business department.

A New Orleans native, Charleen graduated from Andrew Jackson High School. She attended the University of New Orleans.

Charleen and her husband, Floyd, reside in Chalmette with their two children, Melissa and Matthew.

GREG SUIT, Director of Marketing



Greg Suit joined the Saints in 1977. As director of marketing he supervises the club's promotional activities, box suite sales and management, advertising and corporate sponsorship programs. He is also responsible for ticket office operations and the team's involvement with its local broadcasting partners, including the Saints' radio network.

Suit has also served the team as director of public relations and director of public relations.



He worked at the University of New Orleans, 1972-76, where he was sports information director and assistant athletic director.

A native of the Cincinnati, Ohio area, Suit graduated from Miami University (O.) and worked as a news writer for the Middletown (O.) Journal. He served on the NFL staff for six Super Bowl games and the 1984 AFC-NFC Pro Bowl.

Greg and his wife, Karen, have two sons, Ted and Joshua. They live in Metairie.

BILL FERRANTE, Assistant Director of Marketing



Bill Ferrante is in his sixth season in his present position. He joined the team fulltime in 1987.

Ferrante came to the Saints in 1986 as an intern in the department of public relations while still a student. He was in the continuation of studies in the master's program at the United States Sports Academy in Mobile, Alabama.

A native New Orleanian, Ferrante completed his undergraduate work at LSU. He is also an alumnus

of Ecole Classique High School.

Bill and his wife, Valerie, live in Metairie with their two daughters, Rachael and Rebecca.

SYLVIA ALFORTISH, Marketing Assistant



Sylvia Alfortish is now in his 19th season of service to the Saints. She was named to her present position in 1987.

The bulk of her career was spent in the team's public relations department. She worked 1974-83 as public relations secretary and public relations assistant 1983-86. Sylvia received her first marketing position as public relations and marketing assistant, 1987-88.

In addition to her other duties, Sylvia serves as director of the Saintsations, the Saints dance team that adorns the sidelines at home games.

Alfortish graduated from McDonogh High School. A native of New Orleans, Sylvia resides in Chalmette. She has three sons, Sean, Todd and Jeffrey.



SANDY KING, Ticket Manager




One of the most tenured Saints employees, Sandy King is now serving in her 25th NFL season. She joined the ticket office in 1968.

King was appointed ticket office supervisor in 1984. She was named to her present position before the 1985 season.

A native of Detroit, Michigan, Sandy graduated from Harperwoods High School. She has two sons, Gary and Steve. Sandy lives in New Orleans East.

BARRA L. BIRRCHE, Director of Travel, Entertainment and Special Projects



A man of many talents, Barra Birrcher is in his 22nd season on the Saints staff. He joined the team in 1971 as entertainment director.

During his tenure with the club, he has fulfilled a number of responsibilities. Shortly after his arrival with the Saints, he took on the added responsibilities of game program advertising director, and later as travel coordinator. Birrcher served as director of marketing 1981-86.

He has also worked with the NFL staff of five Super Bowls.

A New Orleans native and graduate of the University of New Orleans, Birrcher is a former publicity director at the Fair Grounds. He also had his own advertising agency, and is past president of the Advertising Club of New Orleans.

Barra and his wife, Kay, live in Metairie with their two children, Christine and David.

JAY ROMIG, Data Processing Manager



Jay Romig is in his 16th year with the Saints. He was named to his present position in 1979.

In addition to his numerous duties with the Saints' computer network, Romig continues to serve as the club liaison with the Louisiana Superdome. He has also served as coordinator of the team's summer training camps in Hammond, Louisiana, and later in La Crosse, Wisconsin.

Romig started with the Saints in the training room, serving as assistant trainer 1977-78. He also performed as assistant train-



er at the University of New Orleans for one year, and was head trainer for the Privateers for a year.

A native New Orleanian, Romig graduated from UNO after attending Brother Martin High School. He and his wife, Beth, live in Metairie with their daughter, Brandy.

CHANEL LAGARDE, Director of Community Relations



Chanel Lagarde is in his second season as director of community relations, a post created in 1991.

Lagarde graduated from LSU in 1989. He served the Saints in the team's media relations department as an intern during the 1989-90 football seasons.

A native of Norco, Lagarde attended St. Charles High School. Chanel is single and lives in Destrehan.

RUSTY KASMIERSKY, Director of Media Relations



Rusty Kasmiersky joined the Saints staff in 1981 as assistant director of public relations. He was named to his present post in 1989.

Kasmiersky served as student sports information director at Southwest Texas State University for three years, where he graduated in 1979. He then worked one year as sports information director at Angelo State University.

NFC Pro Bowl.

Kasmiersky worked for the Saints 1975-79 in the equipment room during training camp. A native of Garwood, Texas, Rusty and his wife, Donna, live in Kenner with their son, Ryan.

NEAL GULKIS, Assistant Director of Media Relations



Now in his fourth season fulltime with the Saints, Gulkis was named to his present position after serving 1988 as intern in the department of media services.

Gulkis served as a student assistant sports information director for three years at the University of Delaware, where he received his degree in business administration in 1987. He then spent a year as a graduate assistant in the sports information office at the University of New Orleans while pursuing his master's degree.

A native of Marlboro, New Jersey, Neal and his wife, Patti, live in Kenner.



Fran Albright
Executive

SAINTS BENCH



Amy Artigues
Receptionist



John Berfect
Mail Clerk



Darlene Bonis
Saints Cheerleaders



Linda Bourgeois
Business



Melody Brown
Player Personnel



Judy Chavis
Ticket Office



Terry Exterstein
Ticket Office



Ellen Frisard
Head Coach



Yvette Kay
Coaches



Sandra Labourdette
Saintsations



Rachel Landreneau
Marketing



Louise Mistrick
Receptionist



Beth Mitchell
Ticket Office



Anne Perez
Media Relations



Fran Pope
Ticket Office



Barbara Schoen
Ownership



1992 SAINTS VETERANS



7 MORTEN ANDERSEN

Kicker Year With Saints: 11 Year in NFL: 11
Ht: 6-2 Wt: 215 College: Michigan State
Born: August 19, 1960 at Struer, Denmark
Joined Saints: Draft Choice No. 4, 1982

PRO: After 10 seasons, Andersen holds club career records for points (965), field goals (217) and consecutive games scoring (126). Also enters 1992 having converted 93 straight PATs, and having hit his last 16 field goal attempts of less than 30 yards. 965 points places him in 21st spot on the NFL's alltime list. 148 games played is 8th on Saints alltime list. Of 683 career kickoffs, 290 (42.5%) have gone for touchbacks. With a 77.2% career accuracy rate, is second in NFL history behind Kansas City's Nick Lowery (79.4%, 282-359). 18 career field goals of 50 yards or more is tied with Lowery for the NFL's alltime lead. Has accounted for 10 game-winning field goals. Selected to "Team of the Decade" for the 1980s. **1991** — Hit on 78.1% of his field goals (25-32), his best mark since he connected 86.7% of the time (26-30) in 1986...led team with 113 points, third-most in the NFC, marking the sixth time in the last seven seasons he has reached the 100-point plateau...was good on all four field goal attempts, while all seven kickoffs went for touchbacks in 26-0 win over Minnesota 9/22...60-yard field goal at end of first half vs. Chicago 10/27 tied Steve Cox (Cleveland, vs. Cincinnati 10/21/84) for the second-longest field goal in NFL history (63, Tom Dempsey Saints. vs. Detroit 11/8/70)...52-yarder at San Francisco 12/1 gave him 18 career field goals of 50 yards or more, tying him with Nick Lowery for the NFL's alltime lead...overall, 43 of 79 kickoffs went for touchbacks. **1990** — Although it was the first time in six seasons he failed to reach the 100-point mark, Morten was voted to his club-record fifth Pro Bowl...converted 77.8% of his field goal attempts (21-27), second-best in the NFC and his highest figure since he hit on 77.8% (28-36) in 1987...30 of 66 kickoffs went for touchbacks (45.9%), second most in the NFL (33, Lee Johnson), and the best percentage in the League...tied a career-high with three field goals of 50 yards or more, hit a season-long 52-yarder vs. Cleveland, 10/14, his longest since he kicked a 52-yarder on the final week of the 1987 season...converted all four of his field goal attempts opening week vs. San Francisco, 9/10...accounted for a 3-pointer in the last seven regular season contests, and playoff matchup at Chicago, where he hit on 2 of 4...kicked a pair of game-winning field goals, including a 24-yarder with two seconds left in season finale against Rams 12/31 to boot Saints into playoffs...40-yarder with 4:43 remaining at San Francisco 12/23, provided winning margin in 13-10 victory to keep playoff hopes alive. **1989** — Scored more than 100 points for the fifth straight season...with Dalton Hilliard accounting for 108 points, it was the first time since 1982 Morten did not lead the club in scoring...first time in five years he was not selected for the Pro Bowl...booted a pair of field goals on seven occasions, converted three of five in 22-19 triumph at Buffalo 12/10, including a 22-yard game-winner with 1:53 to play, the eighth game-winner in his career...missed extra point at Rams, 10/22, snapped string of 45 straight...kicked a season-long 49-yarder vs. San Francisco (10/8), the



first time since 1982 he did not kick one of 50 yards...named NFL Alumni Association's Kicker-of-the-Year. **1988** — Made fourth consecutive Pro Bowl appearance after leading Saints in scoring with 110 points...hit on 26 of his 36 field goals on the season...hit two game-winners, vs. Dallas (49 yards 10/3) and vs. Atlanta (30 yards 12/18)...converted a 51-yarder vs. Raiders 10/23...hit a pair of field goals five times, a trio twice, made good on four of five for Saints only points vs. Giants, 11/27. **1987** — Became NFL's most proficient kicker alltime, surpassing the minimum number of successful field goals (100) for consideration...had his best scoring season ever, with 121 points, led NFL kickers in scoring...was perfect 18-of-18 from inside 40 yards in 1987, hit 28 of 36 field goals overall...perfect 37-37 in PATs...hit five field goals against San Francisco 10/25 to tie team record he established 12/1/85 vs. Rams, but missed 52-yarder at game's end that would have given Saints a win in 24-22 thriller...was four of four in week's final season vs. Green Bay, including a season-long of 52 yards...also booted four (5 attempts) at San Francisco, 11/15, including a 40-yard game-winner with 1:06 to play. **1986** — Had team-record 20 straight successful field goals broken against Washington 10/5...hit 26 of 30 field goals (.867), best in NFL...was three of three on three occasions (at Jets 10/26, vs. San Francisco 11/2, at St. Louis 11/16)...season long of 53 yards came in the Jets contest. **1985** — Scored over 100 points for first time in his career with 120, a club record at the time...was 3-4 from outside 50 yards, and 31-35 overall, leading to his first Pro Bowl appearance...hit season-long field goal of 55 yards at Denver 9/15...set club record with five field goals (5 attempts) vs. Rams, 12/1...was three of three on three occasions. **1984** — Hit field goal (53 yds) on last play at Cleveland 10/28 to win game 16-14, booted three of three that day. **1983** — Hit game-winners on last play against Chicago (41 yards 9/18), at Atlanta (35 yards 10/9) and at Philadelphia (50 yards 12/11)...also kicked a 52-yarder in the Philadelphia game, one of only 16 kickers in NFL history to convert a pair of 50-yarders in one contest...was four of four at Atlanta. **1982** — Sprained ankle in first pro game on opening kickoff vs. St. Louis 9/12, but missed only one game that year due to players' strike...recovered and played in all seven contests following strike...contract runs through 1992 season with no option.

COLLEGE: First team All-America as senior by UPI, Walter Camp, and Sporting News...played in 1982 Blue-Gray and Senior Bowl games...also all-academic Midwest as senior with 3.25 GPA...kicked school record 63-yard field goal as senior...had only 17 of 56 kickoffs returned senior season...dual major, communications and German, with minors in marketing and French.

PERSONAL: Attended Ben Davis High School in Indianapolis...came to United States in 1977 as part of a cultural exchange program, never kicked a football until coming to U.S...started playing soccer at age five...speaks four languages (Danish, German, French, English)...Morten's "Kicks for Kids" program has raised over \$300,000 for Critical Care at Children's Hospital (\$250 per field goal) since its inception in 1983...has served as an analyst for Danish television in the last two Super Bowls...received New Orleans Sports Foundation's Outstanding Sports Citizen Award for 1990...cut top-40 type record "Take It To The Top" with former punter Brian Hansen during 1985 season...appeared in dinner theatre play that ran several weeks during 1985 offseason...is co-owner of a Champions Sports Bar in Metairie...single...lives in Harahan.

GAMES PLAYED: (1982, 8); (1983, 16); (1984, 16); (1985, 16); (1986, 16); (1987, 12); (1988, 16); (1989, 16); (1990, 16); (1991, 16). Totals 148.



STATISTICS

Year	PAT	1-19	20-29	30-39	40-49	50+	Tot.	LG	BK	Pts.
1982	6-6	-	-	1-1	1-3	0-1	2-5	45	0	12
1983	37-38	2-2	8-8	3-4	2-6	3-4	18-24	52	2	91
1984	34-34	-	9-9	4-5	5-10	2-3	20-27	53	1	94
1985	27-29	-	4-5	13-14	11-12	3-4	31-35	55	0	120
1986	30-30	1-1	11-11	6-7	6-6	2-5	26-30	53	0	108
1987	37-37	3-3	6-6	9-9	8-12	2-6	28-36	52	0	121
1988	32-33	1-1	11-12	8-11	5-8	1-4	26-36	51	1	110
1989	44-45	-	7-8	10-12	3-5	0-4	20-29	49	1	103
1990	29-29	-	5-5	5-6	8-12	3-4	21-27	52	1	92
1991	38-38	-	6-6	11-13	6-9	2-4	25-32	60	0	113
Totals	314-319	7-7	67-70	70-81	55-84	18-39	217-281	60	6	965



28 GENE ATKINS

Safety Year With Saints: 6 Year in NFL: 6

Ht: 6-1 Wt: 200 College: Florida A&M

Born: November 22, 1964 at Tallahassee, Florida

Joined Saints: Draft Choice No. 7, 1987

PRO: The third of four defensive backs selected by the Saints in the 1987 draft (179th overall). Possesses good speed, has gained a reputation for his aggressiveness and the big hit. Tied for fifth (Ernie Jackson) on Saints' alltime list with 15 interceptions. Has started 35 straight games. **1991** — Started all 16 games at free safety, tied Vince Buck for club-lead with five interceptions (5th in NFC), set a team record with 198 yards on returns...joined three others when he set a club standard with three interceptions (99 yards) in season finale, at Phoenix 12/22, returned a fourth for a touchdown, but it was called back because of a penalty...was named NFC Defensive Player-of-the-Week for his performance...topped defensive backs with three sacks...recorded a game-high eight tackles, a sack, a forced fumble, two passes defended and an interception at Philadelphia 10/13...tallied seven stops, an interception and a forced fumble at Rams 11/11...second on team tackle chart with 74, tied for third with a career-high 12 passes defended, was second with four forced fumbles...also returned 20 kickoffs for an 18.4-yard average. **1990** — Started all 16 games in first season at free safety...concluded year seventh on club with 66 tackles (54 solo)...led team with five forced fumbles, tied for lead with two interceptions...also accounted for three sacks...finished third with 10 passes defended and second with three fumble recoveries...returned 19 kickoffs for a 24.8-yard average...came within one return of qualifying for the lead in that category in the NFC...brought back three kickoffs for a 35-yard average, including a season long of 50 in season finale, vs. Rams 12/31. **1989** — Became a regular starter for safety...inactive first two games of the season with a dislocated shoulder sustained during preseason...finished fifth on club with 76 tackles, 62 solo...credited with a career-high nine tackles (5 solo) at New England, 11/12...came up with seven solo tackle-efforts vs. San Francisco 10/8, at Rams 10/22 and vs. Philadelphia 12/18...intercepted only pass of season, defended two passes, recovered a fumble



and blocked a 20-yard field goal attempt in the Eagles game...continued to see action as a kick returner, brought back 12 kickoffs for a 20.4-yard average with a long of 32 yards. **1988** — Spelled Antonio Gibson at strong safety, started six of the 16 contests in which he played...collected a team-leading four interceptions that he returned for 42 yards, returned one 40 yards at Washington 11/6...made key interception in end zone in final seconds at Rams 11/13 to preserve 14-10 win...blocked a 36-yard Norm Johnson field goal attempt at Seattle 10/16 that was returned 58 yards by Dave Waymer for a TD...a vital part of Saints' special teams, returned 20 kickoffs for a team-high 21.2 average...raced for a team-long 57 yard kickoff return vs. Tampa Bay 9/25. **1987** — As a rookie defender, was pressed into service when starter Gibson was injured vs. Giants 11/22...came in early in game, had two big interceptions to thwart Giants drives...had three interceptions on the season...ended season with 36 total tackles, 28 unassisted...also proved valuable as a special teamer...selected to PFWA all-rookie team...contract expired in 1991, subject to developments.

COLLEGE: Turned in All-America senior season after playing only five games junior season, missed the rest with a broken ankle...began college career as a fullback, moved to safety as a sophomore and became an immediate starter...holds degree in physical education.

PERSONAL: Attended Rickards High School in Tallahassee, Florida...has held a football camp in Tallahassee the past two offseasons to benefit Tabernacle Baptist Church there...married (Sandra) with son (Gene, Jr. 3/28/88) and daughter (Santrell Genell 11/20/90)...lives in Kenner...full name is Gene Reynard Atkins.

GAMES STARTED/PLAYED: (1987, 5/13); (1988, 6/16); (1989, 12/14); (1990, 16/16); (1991, 16/16). Totals 55/75.

Year	TACKLES			No.	INTERCEPTIONS		TD
	Tkl	Asst	Tot.		Yds.	LG	
1987	28	8	36	3	12	8	0
1988	39	11	50	4	42	40	0
1989	62	14	76	1	-2	-	0
1990	54	12	66	2	15	15	0
1991	67	8	75	5	198	79	0
Totals	250	53	303	15	265	79	0

Year	KICKOFF RETURNS				TD
	No.	Yds.	Avg.	LG	
1987	None				0
1988	20	424	21.2	57	0
1989	12	245	20.4	32	0
1990	19	471	24.8	50	0
1991	20	368	18.4	27	0
Totals	71	1508	21.9	57	0

Additional Stats: Fumbles Recovered: 1987, 1; 1988, 1; 1989, 2; 1990, 3; 1991, 2. Forced Fumbles: 1988, 1; 1990, 5; 1991, 4. Passes Defensed: 1987, 6; 1988, 8; 1989, 6; 1990, 10; 1991, 12. Blocked Kicks: 1988, 1 FG; 1989, 1 FG.



6 TOMMY BARNHARDT

Punter Year With Saints: 5 Year in NFL: 6

Ht: 6-2 Wt: 207 College: North Carolina

Born: June 11, 1963 at Salisbury, North Carolina

Joined Saints: Free Agent, 1989

PRO: Originally drafted by Tampa Bay in the ninth round in 1986, released in camp. Adept at pinning opponents inside their own 20 with his excellent hang time. First on the Saints alltime list with a 43.33-yard average (222 punts). **1991** — Had finest season of pro career, finished third in NFC with a 43.5-yard average on a career-high 86 punts...hit 20 inside-the-20, had a net of 35.3...punted five times for a season-high 48-yard norm with a long of 57 vs. Minnesota 9/22...accounted for four inside-the-20 vs. Rams 9/15, booted nine punts for a 43.9 average with three inside-the-20 vs. San Francisco 11/10...averaged 44.4 yards on seven punts, including a season-long 61-yarder at Kansas City 9/8...had punts of 50 yards or more in nine of 16 contests. **1990** — Turned in an outstanding effort in first full season in the NFL...finished fourth in the NFC with a 42.7-yard average on 70 punts...net norm of 36.2 was third in the conference...placed 20 kicks inside-the-20, including three vs. San Francisco 9/10 and at Cincinnati 11/4, while just six went for touchbacks...awarded game ball in kicking game at Cincinnati when he hit six kicks for a 48.2 average, including a career long of 65...also received game ball at Rams, 12/9 when he averaged 50.4 yards on five punts, including kicks of 57, 52 and 53 yards...had punts of 50 yards or more in eight of 16 contests. **1989** — Signed with Saints 10/11 after being released in training camp by Detroit...in 11 games punted 55 times for a 39.6-yard average...hit 17 kicks inside-the-20 while only four went for touchbacks...hit kicks of 56 yards twice, vs. Rams 11/26 and vs. Philadelphia 12/18...exhibited excellent hang time, opponents called for 11 fair catches and averaged just 6.2 yards per return...had a big game at New England 11/12 when he averaged 37.3 yards on six kicks, including one of 49 yards in winds that gusting up to 35 mph...punted a career-high 10 times (41.5) vs. Rams, 11/26...had best game against Eagles, averaged 46.6 yards on eight kicks, including boots of 56, 53, 50, 49 yards to keep the Eagles deep in their own territory in a 30-20 Saints' win. **1988** — After being released by Chicago in training camp, latched on with Washington...in four contests for the Redskins, punted 15 times for a 41.9-yard average with a long of 55 yards...went on injured reserve 10/11 for remainder of campaign with a pulled quadricep. **1987** — After being released by Bucs for second straight summer, signed with Saints for replacement schedule...in three games with Saints punted 11 times for a 43.9-yard average, one touchback, four inside-the-20 and a long of 52 yards...released by New Orleans 11/3, signed with Chicago 12/16 and played in final two regular season contests and playoff game for the Bears...contract runs through 1992 with no option.


COLLEGE: Transferred to North Carolina after a year at East Carolina...earned first team all-ACC honors each of his last two seasons with the Tar Heels, with a 43.6 average in 1984, followed by a 41.5 norm in 1985...hit a career long 59-yarder against Virginia in 1984, booted one of 57 yards in 1985...holds a degree in business with a minor in psychology.



PERSONAL: Played quarterback at South Rowan High School in China Grove, North Carolina...is an avid golfer...single...makes home in Kenner...full name is Tommy Ray Barnhardt.

GAMES PLAYED: (1987, 5); (1988, 4); (1989, 11); (1990, 16); (1991, 16). Totals 52. Totals with Saints 46.

	PUNTING						
Year	No.	Yds.	Avg.	TB	IN20	LG	BK
1987 (N.O.)	11	483	43.9	1	4	52	0
1987 (Chi.)	6	236	39.3	0	2	50	0
1988 (Wash.)	15	628	41.9	2	1	55	0
1989	55	2179	39.6	4	17	56	0
1990	70	2992	42.7	6	20	65	1
1991	86	3743	43.5	10	20	61	1
Totals	243	10261	42.2	23	64	65	2



85 HOBY BRENNER

Tight End Year With Saints: 12 Year in NFL: 12

Ht: 6-5 Wt: 245 College: Southern California

Born: June 2, 1959 at Linwood, California

Joined Saints: Draft Choice No. 3b, 1981

PRO: Taken in third round of the 1981 draft with choice acquired from Minnesota in the Steve Riley trade. Stands fourth on the club's alltime list, first among tight ends, with 244 receptions. His 3,517 receiving yards is third and also tops among tight ends. 20 receiving scores is fourth alltime. 150 games played is 8th on team's alltime chart. Has started 54 straight games. **1991** — Started all 16 games for third consecutive season and sixth time in his career, caught 16 passes for 179 yards...along with T Stan Brock, served as co-captain on offense...hauled in three passes for 30 yards at Atlanta 11/24, grabbed three for 18 yards at San Francisco 12/1. **1990** — Started all 16 contests, was sixth on club with 17 receptions for 213 yards and two touchdowns...hauled in three passes for a season-best 77 yards including a 31-yard score at Houston 10/21...the TD catch was his longest since the 1986 season...grabbed a season-high four passes for 30 yards vs. Detroit 10/28. **1989** — Came back from injury-plagued 1988 season to start all 16 contests...finished fourth on club with 34 receptions for 398 yards and four TDs...his 34 catches were his most since the 1985 campaign...grabbed a season-high five passes for 43 yards and a score at Green Bay 9/17...hauled in four passes for a season-best 86 yards, including a 30-yard touchdown in season finale, vs. Indianapolis 12/24...caught a pass in all but two games. **1988** — Slowed for most of the season with an abdominal injury suffered in the second contest, at Atlanta 9/11...appeared in only 10 games, his lowest total since the 1982 strike-shortened season when he played in eight...spent six consecutive weeks (3-8) on the inactive list as a result of the injury...caught five passes for 67 yards, both career-lows. **1987** — Made first-ever appearance in AFC-NFC Pro Bowl...was instrumental in both the Saints' running and passing games, snared 20 passes for 280 yards, and supplied the outside impetus for the New



Orleans running game with excellent blocking ability...caught a season-high five passes for 68 yards, including two TD passes from Bobby Hebert in season opener vs. Cleveland, a 28-21 Saints win. **1986** — Hampered by injured hand most of season, caught 18 passes on the season, his lowest total since 1982...still started 12 of 15 games he played in...caught three passes for 60 yards vs. Tampa Bay 10/19. **1985** — Elected by teammates as Offensive Player-of-the-Year, led Saints with 42 catches for 652 yards and 2 TDs...started every game, caught at least one pass in 14 games...had six catches for 111 yards and a 28-yard TD at Atlanta 10/20. **1984** — Led team in receiving TDs with six...rated most effective tight end in NFL, third receiver overall in NFC based on receptions per game, average per catch and TD percentage...had two 100-yard receiving days (6-131 vs. St. Louis 9/23 and 3-101 vs. Cincinnati 12/9)...caught four passes for 96 yards and both TDs in 17-13 win at Atlanta 11/11...caught "hail Mary" 54-yard scoring pass on last play of first half vs. Cincinnati 12/9 to give Saints lead. **1983** — Started all 16 games, finished second on team in catches and receiving yardage with 41 and 574, respectively...had a season-best six catches for 105 yards, including a 15-yard TD pass from Ken Stabler vs. Chicago 9/18...grabbed a pass in all but one game (at Philadelphia 12/11). **1982** — Had 16 receptions for 171 yards...grabbed six passes for 73 yards vs. Tampa Bay 12/5...started first eight contests but missed final game of the season on injured reserve with a knee injury. **1981** — Pro career started slowly as he was on injured reserve with bothersome turf toe six of first seven games...finished season with seven catches for 143 yards...contract runs through 1992 with no option.

COLLEGE: Led USC receivers in total yards in 1980...his 26 receptions were the most for a USC tight end since 1972...AP honorable mention All-America in 1980, and 2nd team all-PAC 10...also 1979 first team all-West Coast...majored in business.

PERSONAL: Attended Fullerton (California) High School...brother is an NCAA and American record holder in shotput...married (Alexis)...lives in San Clemente, California in offseason...full name is Hoby F.J. Brenner.

GAMES STARTED/PLAYED: (1981, 1/9); (1982, 8/8); (1983, 16/16); (1984, 16/16); (1985, 16/16); (1986, 12/15); (1987, 10/12); (1988, 8/10); (1989, 16/16); (1990, 16/16); (1991, 16/16). Totals 135/150.

Year	No.	RECEIVING			TD
		Yards	Avg.	LG	
1981	7	143	20.4	34	0
1982	16	171	10.7	25	0
1983	41	574	14.0	38t	3
1984	28	554	19.8	57	6
1985	42	652	15.5	38	3
1986	18	280	15.5	34	0
1987	20	280	14.0	30t	2
1988	5	67	13.4	24	0
1989	34	398	11.7	30t	4
1990	17	213	12.5	31t	2
1991	16	179	11.2	21	0
Totals	244	3517	14.4	57	20

Additional Stats: Fumbles: 1981, 1; 1982, 1; 1983, 1; 1985, 1; 1989, 1.



67 STAN BROCK

Tackle Year With Saints: 13 Year in NFL: 13

Ht: 6-6 Wt: 278 College: Colorado

Born: June 8, 1958 at Beaverton, Oregon

Joined Saints: Draft Choice No. 1, 1980

PRO: Was the Saints first selection (12th overall, 3rd offensive lineman) in the 1980 draft. Is the Saints alltime leader in games played with 170, has started 166 of those, including 48 straight. Team leader, has the ability to rise to the occasion in big games. **1991** — Served as a co-captain on offense along with Hoby Brenner... opened all 16 contests at right tackle for the third consecutive season, did not miss an offensive play all year...made adjustment while playing next to four different right guards from training camp through the end of the season... part of a line that yielded only 19 sacks. **1990** — Started all 16 games at right tackle for second consecutive season, was in for every snap... turned in stellar performance after dropping about 15 pounds from previous year... part of a line that permitted only 20 sacks, second fewest in the NFL...allowed only one sack and was not called for a holding penalty all year. **1989** — Returned following reconstructive knee surgery to start all 16 games at right tackle. **1988** — Started first seven games at right tackle before knee injury during practice between weeks seven and eight put him on injured reserve for the remainder of the campaign... marked the first time in four years that Stan had not started every regular game. **1987** — Started all 12 regular games, third consecutive season he started each game... part of line that led Saints to no. 3 NFL ranking in rushing stats despite not having 1,000-yard rusher...had one kickoff return for 11 yards. **1986** — Started every game in 1986 despite suffering disc injury in preseason. **1985** — Was only lineman to start every game... came off knee injury in game 14 of 1984 season to play effectively. **1984** — Held his position at right tackle longer than any Saints offensive lineman, but torn knee ligaments in week 14 sent him to the injured reserve list...injury ended 67-game starting streak, and the last two games were the only he had missed since becoming a Saint in 1980. **1983** — Started all 16 games, the third consecutive season he had achieved that feat. **1982** — Started all nine games on a line that didn't yield a sack in three contests and allowed only one in another. **1981** — Started all 16 contests as a second-year performer. **1980** — Played in all 16 games, starting 12 of them...an all-rookie selection by UPI and Pro Football Weekly...contract runs through 1992 with no option.

COLLEGE: Called by Colorado coach Chuck Fairbanks "the best pass blocker in college football" his senior year... first team All-Big Eight in 1979...played in Hula and Senior Bowls...started every game at right tackle as junior and senior...team captain and four-year letterman...majored in physical education.

PERSONAL: Attended Jesuit High School in Beaverton, Oregon...made all-state team at tackle...also lettered in basketball and track...brother, Pete, was a center with the New England Patriots from 1976-87, and was their No. 1 pick in 1976...brother, Willie, is former draft choice of Kansas City Chiefs...father is retired riverboat fireman...Saints recipient of 1987 Ed Block Courage Award...full name is



Stanley James Brock...married (Lori) with four daughters (Sarah 12/29/79, Jessica 5/15/81, Rachel 9/27/84 and Emily 9/28/87)...lives in Beaverton, Oregon in offseason.

GAMES STARTED/PLAYED: (1980, 12/16); (1981, 16/16); (1982, 9/9); (1983, 16/16); (1984, 14/14); (1985, 16/16); (1986, 16/16); (1987, 12/12); (1988, 7/7); (1989, 16/16); (1990, 16/16); (1991, 16/16). Totals 166/170.



16 MIKE BUCK

Quarterback Year With Saints: 3 Year in NFL: 3

Ht: 6-3 Wt: 227 College: Maine

Born: April 22, 1967 at Long Island City, New York

Joined Saints: Draft Choice No. 6a., 1990

PRO: The 156th selection overall and 11th quarterback taken in the 1990 draft. Marked the earliest the Saints had chosen a quarterback since they tabbed Dave Wilson in the first round of the 1981 supplemental draft. **1991** — Saw first action of pro career when he connected with Floyd Turner for a 61-yard completion off a flea-flicker vs. Atlanta 11/24...only other snap of season was an interception on final play of first half at Dallas 12/8...overall, did not play in six games, was designated as third quarterback for eight. **1990** — Spent rookie season learning, was inactive for eight games, dressed but did not see action for the balance...contract expired in 1991, subject to developments.

COLLEGE: Set 27 Black Bear career passing records, including completions (647), attempts (1,154), touchdowns (69) and yards (8,844)...a four-year starter, Mike was selected first team all-Yankee Conference as a senior and sophomore...sophomore campaign saw him establish school single-season records for completions (232), attempts (419), yards (2,987) and touchdowns (23)...holds degree in physical education.


PERSONAL: Earned honorable mention all-state accolades at Sayville (N.Y.) High School...single...spent offseason in New Orleans taking part in offseason conditioning program...full name is Mike Eric Buck.

GAMES STARTED/PLAYED: (1990, 0/0); (1991, 0/2). Totals 0/2.

SAINTS TRAINING CAMPS

1967-1969
1970
1971-1973
1974, 1976-1984
1975
1985
1986-1987
1988-1992

— Cal Western University, San Diego, Calif.
— Bowling Green University, Bowling Green, Ohio
— Southern Mississippi University, Hattiesburg, Miss.
— Doddertown, Vero Beach, Fla.
— Nicholls State University, Thibodaux, La.
— Louisiana Tech University, Ruston, La.
— Southeastern Louisiana University, Hammond, La.
— University of Wisconsin-La Crosse, La Crosse, Wis.



26 VINCE BUCK

Cornerback Year With Saints: 3 Year in NFL: 3
Ht: 6-0 Wt: 198 College: Central St. (Ohio)
Born: January 12, 1968 at Owensboro, Kentucky
Joined Saints: Draft Choice No. 2, 1990

PRO: The 44th pick overall and fifth defensive back taken in the 1990 draft. Possesses the ability to play both cornerback spots and either free or strong safety. **1991** — Started all 13 games in which he played at LCB, tied for team-lead (Gene Atkins) with five interceptions...recorded 45 tackles on season, including three on special teams...was also second on club with 15 passes defended and tied for first with three fumble recoveries...picked off two passes vs. Chicago 10/27, and two more the following week, at Rams, becoming the first player in Saints' history to accomplish that feat...registered a career-high seven tackles at Kansas City 9/8...pinched a nerve in his neck at San Francisco 12/1, was taken off the field on a stretcher, spent the remainder of the season on injured reserve...continued punt return duty with 31 returns for an 8.4-yard average...brought back three punts for a season-high 18.3 norm, including a career-long 52-yard return vs. Tampa Bay 10/20. **1990** — Began rookie season primarily on special teams, but earned starting role as nickel back by the middle of the schedule...tallied 24 tackles (21 solo), tied for third with 10 passes defended, including three in 20-17 victory over Rams, 12/31...finished second on club with 14 special teams tackles...started only game of season at Rams, 12/9, as Saints opened with five defensive backs, was credited with five tackles (2 on special teams) and a pass break up in the game...recovered a fumble and forced one in Saints win at San Francisco, 12/23...also proved valuable as a punt returner, brought back 37 punts for an 8.2 average...returned three for a season-high 15.3 norm at Dallas, 12/2, returned five for a 12.8 average including a season-high of 33 against Rams, 12/31...contract runs through 1993 with no option.

COLLEGE: Set Marauders' school record with 30 interceptions, including 10 as a freshman and junior...was an NAIA All-America and Defensive Player-of-the-Year as a senior, when he broke his own school record with 45 punt returns for an 18.1 average...three punt returns went for touchdowns, including a 98-yarder, had four others called back because of penalty...returned 38 punts for a 19.9 norm and three touchdowns as a junior...established school record with four interceptions in a game freshman year...played in Hula Bowl and East-West Shrine game...majored in secondary education.

PERSONAL: Lettered three seasons as defensive back and two years at running back at Owensboro (Kentucky) High School, where he was a teammate of Miami RB Mark Higgs and Tampa Bay K Ken Willis...also did the pole vault in track...is active with the Boys and Girls Club of New Orleans...single...spent offseason in Kenner...full name is Vincent Lamont Buck.

GAMES STARTED/PLAYED: (1990, 1/16); (1991, 13/13). Totals 14/29.



Year	TACKLES			INTERCEPTIONS			PUNT RETURNS				
	Tkl	Asst	Tot.	No.	Yds.	TD	No.	FC	Yds.	Avg.	LG
1990	35	3	38	0	0	0	37	8	305	8.2	33
1991	43	2	45	5	12	0	31	13	260	8.4	52
Totals	78	5	83	5	12	0	68	21	565	8.3	52

Additional Stats: Passes Defensed: 1990, 10; 1991, 15. Fumbles Recovered: 1990, 1; 1991, 3. Forced Fumbles: 1990, 1. Kickoff Returns: 1990, 3-38 yards. Fumbles: 1990, 1.



80 WESLEY CARROLL

Wide Receiver Year With Saints: 2 Year in NFL: 2
Ht: 6-0 Wt: 183 College: Miami (Fla.)
Born: September 6, 1967 at Cleveland, Ohio
Joined Saints: Draft Choice No. 2, 1991

PRO: The 42nd player and fifth wide receiver chosen in the 1991 draft. His selection marked the highest slot the Saints had tabbed a wide receiver since they made Lindsay Scott their first-round pick (13th overall) in 1982. **1991** — Rookie season started slowly, caught only one pass for five yards in first five games, one of which he did not play, two of which he was inactive...caught a pass in the next seven contests, during which time he grabbed 14 for 145 yards and a touchdown...snared four passes for 61 yards, including a 31-yarder for a TD at Rams 11/3...inactive at San Francisco 12/1 with a knee injury sustained previous week vs. Atlanta...contract runs through 1993 with no option.

COLLEGE: Transferred to Miami from Northwest Mississippi Junior College...caught 114 passes for 1,772 yards and 11 touchdowns in two seasons for the Hurricanes, including 61 for 952 in 1990, both second on the school's single-season list...hauled in 11 passes for 208 yards against California as a senior, the second-best output ever by a Hurricane receiver...88-yard TD reception in 1989 is tied for the longest in school history...also returned 42 punts for a 9.1-yard average in two years at Miami...holds degree in communications/broadcasting.

PERSONAL: Was an all-conference and all-district selection at John Hay High School in Cleveland, Ohio...single...spent offseason in Miami...full name is Wesley B. Carroll.

GAMES STARTED/PLAYED: (1991, 0/12).

Year	No.	RECEIVING		LG	TD
		Yards	Avg.		
1991	18	184	10.2	31ft	1



41 TOI COOK

Cornerback Year With Saints: 6 Year in NFL: 6
Ht: 5-11 Wt: 188 College: Stanford
Born: December 3, 1964 at Chicago, Illinois
Joined Saints: Draft Choice No. 8, 1987

PRO: The last of four defensive backs chosen by the Saints in the 1987 draft. Although he has played the last three seasons at cornerback, Toi also has seen time at the free safety spot in his five-year stint with the Saints. **1991** — Started all 14 games in which he played at RCB, before a fractured forearm at Dallas 12/8 ended his season...led team with 17 passes defended, including three at Atlanta 9/29, and two on four other occasions...recorded 36 tackles and three interceptions on season...registered interceptions in back-to-back games, at Philadelphia 10/13 and vs. Tampa Bay 10/20. **1990** — Opened all 16 contests at RCB, tied for fourth on club with 73 tackles...led team with 20 passes defended, finished in a 4-way tie for team lead with two interceptions...knocked away six passes at Atlanta, 10/7...recorded seven tackles, a sack and two passes defended vs. Atlanta 11/25...registered a career-high nine tackles in big Saints win, at San Francisco 12/23. **1989** — Earned starting assignment for first time in NFL career...after playing in nickel situations first two weeks, opened final 14 contests at right cornerback...recorded first pro sack opening week vs. Dallas...snared three interceptions on season, including a 63-yarder for a score in season finale, vs. Indianapolis...ranked 7th on club with 54 total tackles, also tallied a pair of stops on special teams...credited with a season-high 7 tackles vs. Rams 11/26...14 passes defended were second behind Robert Massey's 18...made first career reception (8 yds.) at Green Bay 9/17, also lined up in four wide receiver set vs. Atlanta 10/29. **1988** — Although he didn't start, Toi played in all 16 games and saw his playing time increase from 1987 season...used in nickel and dime schemes, but majority of action came on special teams...made 12 tackles, defended two passes...accounted for first career interception vs. Giants 11/27. **1987** — Spent most of season learning...saw most of playing time on special teams, got into seven games...recorded four tackles and one pass defended...contract expired in 1991, subject to developments.

COLLEGE: Led Stanford in interceptions his last three seasons as starting cornerback...had eight interceptions as senior, 17 in his career...a three-year member and a two-year starter in right field and center field for the Cardinal baseball squad...starting center fielder on Stanford baseball team that won college world series in 1987...a first team all-Pac 10 performer in 1986 with a .337 batting average, 10 home runs and a team-high 37 stolen bases and 50 RBIs...selected in the 1987 baseball draft by Minnesota...majored in communications.

PERSONAL: Attended Montclair Prep High School in Van Nuys, California...defensive back and wide receiver led team in tackles and scored 14 TDs as senior...brother plays for the LSU baseball team...married (Kristine)...resides in Los Angeles during offseason...full name is Toi Fitzgerald Cook.

GAMES STARTED/PLAYED: (1987, 0/7); (1988, 0/16); (1989, 14/16); (1990, 16/16); (1991, 14/14). Totals 44/69.



Year	Tkl	TACKLES		No.	INTERCEPTIONS	
		Asst	Tot.		Yds.	TD
1987	3	1	4	0	0	0
1988	12	0	12	1	0	0
1989	45	11	56	3	81	1
1990	66	7	73	2	55	0
1991	35	1	36	3	54	0
Totals	161	20	181	9	190	1

Additional Stats: Passes Defensed: 1987, 1; 1988, 2; 1989, 14; 1990, 20; 1991, 17. Sacks: 1989, 1-23 yards; 1990, 1-0 yards. Forced Fumbles: 1990, 1. Receiving: 1989, 1-8 yards. Punt Returns: 1987, 1-3 yards.



71 RICHARD COOPER

Tackle Year With Saints: 3 Year in NFL: 3
Ht: 6-5 Wt: 290 College: Tennessee
Born: November 1, 1964 at Memphis, Tennessee
Joined Saints: Free Agent, 1989

PRO: Went to camp with Seattle in 1988, was released. Signed by the Saints as a free agent in 1989, spent the entire '89 season on developmental squad, while making change to offensive line. Had played on defensive line throughout high school and college. Excellent athlete who has developed into a solid tackle. **1991** — After learning trade as offensive lineman for only three years, stepped in and started 11 games at left tackle...subbed for an injured Kevin Haverdink the first four weeks, moved into starting role for fifth contest, at Atlanta 9/29...kept that spot through 12th week, vs. Atlanta 11/24, nagging injuries bothered him near end of season...sprained an ankle in the Falcons' contest and did not play the following week at San Francisco...came back and opened the final three regular season games and playoff contest at LT. **1990** — Made tremendous strides in first season of competition as an offensive lineman after spending entire football career on the defensive side...saw brief action at left tackle vs. Detroit 10/28, subbing for an injured Haverdink...left game shortly afterwards with a pulled hamstring...started in Haverdink's spot at Rams 12/9 and showed good promise...saw action at both tackle and guard spots during the preseason, when he started the first four contests...contract runs through 1992 with no option.

COLLEGE: Lettered four years for the Vols...a three-year starter at defensive end, where he earned all-SEC honors junior year...majored in communications.

PERSONAL: Attended Melrose High School in Memphis, Tennessee where he played defensive end, outside linebacker and some on the offensive line...state champion in the shot put and discus as a junior and senior...single...split offseason between Memphis and New Orleans...full name is Richard Warren Cooper.

GAMES STARTED/PLAYED: (1990, 1/2); (1991, 11/15). Totals 12/17.



72 JIM DOMBROWSKI

Tackle/Guard Year With Saints: 7 Year in NFL: 7
Ht: 6-5 Wt: 298 College: Virginia
Born: October 19, 1963 at Williamsville, N.Y.
Joined Saints: Draft Choice No. 1, 1986

PRO: Sixth player and first offensive lineman selected in the 1986 draft. A tackle by trade, slowly moved into guard spot in middle of the 1989 campaign, after spending first 3 1/2 years at tackle. Has started all 77 games in which he has appeared in his career, including a string of 74 straight, longest current streak on club and trailing Rickey Jackson's club mark by 17 games (91). Has missed only one offensive play over the last three years. Possesses quick feet, is an excellent run blocker, has improved his pass blocking each year with the Saints. Intelligent player who prepares well. **1991** — Started all 16 games at LG, one of only two offensive linemen (Stan Brock) to open every contest, marking the fourth straight year he has done that...played every offensive snap for the second consecutive season...yielded only 1.5 sacks on the season, including a string of 12 straight without allowing one...versatility proved valuable as he filled in at LT spot in second half at Phoenix 12/22...part of a line that allowed just 19 sacks, second fewest in the NFL. **1990** — Started all 16 games for third consecutive year...spent first full season as a guard, as he and Kevin Haverdink gave Saints a solid left side...one of four Saints starting offensive linemen to line up for every snap...also part of a line that yielded only 20 quarterback sacks, second fewest in the NFL. **1989** — For second straight season, Jim started all 16 contests...began first nine games at familiar left tackle spot, was moved inside to left guard for remainder of season following injury to Brad Edelman...one of Saints' most effective lineman despite the fact he played the first three games of the campaign with a cast to protect a thumb he injured during the preseason. **1988** — Had his most productive season as a pro following rigorous offseason conditioning program in which he gained strength and stamina, and in the process dropped about ten pounds...started all 16 games at left tackle, one of only two Saints' offensive lineman to start every game (C Steve Korte)...added quickness as a result of offseason program was apparent on the field. **1987** — In what was, effectively, his rookie season, started 10 games at left tackle...missed first two games of season (knee sprain)...learned on-the-job. **1986** — Showed outstanding ability, earned starting spot at left tackle...broken bone in his foot early in game three at San Francisco, 9/21 ended his season...played the rest of the game with the broken foot...contract runs through 1992 with no option.

COLLEGE: Consensus All-America selection senior season...all-ACC three years...one of 12 Lombardi Award nominees as senior, one of only two offensive linemen nominated...recipient of NCAA Top Six Award based on academics/athletics/leadership...started 45 consecutive games for Cavaliers...played in Hula and Senior Bowls...holds degree in biology, played final year of college football as graduate student.

PERSONAL: Attended Williamsville (New York) South High School...married (Sandy) with daughter (Carter Elizabeth 2/23/89) and son (Matthew James 6/11/91)...serves as honorary chairman for the annual "Pole Bowl" bowling tournament



which benefits A Child's Wish...full name is James Matthew Dombrowski...lives in Mandeville.

GAMES STARTED/PLAYED: (1986, 3/3); (1987, 10/10); (1988, 16/16); (1989, 16/16); (1990, 16/16); (1991, 16/16). Totals 77/77.



89 QUINN EARLY

Wide Receiver Year With Saints: 2 Year in NFL: 5
Ht: 6-0 Wt: 190 College: Iowa
Born: April 13, 1965 at West Hempstead, New York
Joined Saints: Free Agent (Plan B), 1991

PRO: Signed by the Saints as a Plan B free agent from San Diego during 1991 off-season. Originally selected in the third round (60th player overall) by San Diego in the 1988 draft. **1991** — A welcomed addition to Saints' receiving corps in first season with club, started 12 of the 15 games in which he played...third on team with a career-best 32 receptions for 541 yards and two touchdowns, doubling his total from the previous two seasons with the Chargers...16.9-yard average per catch was a team and career-high...also returned nine kicks for an 18.7 average, including a long of 34 in season opener, vs. Seattle 9/1...caught a pass in all but two games he played in, was inactive vs. San Francisco 11/10 with a sprained knee...caught three passes for 65 yards and a tied a career-high with a 45-yard scoring catch at Kansas City 9/8...tied a career-high with five receptions (85 yards) vs. Minnesota 9/22...accounted for first 100-yard receiving day of career vs. Raiders 12/16 when he snared four passes for 127 yards, including a career-long 52-yarder...also hauled in a 38-yard TD reception against former team, at San Diego 11/17. **1990** — Played in 14 games with four starts for Chargers, finished year sixth on team with 15 catches for 238 yards...hauled in a career-long 45-yarder for a touchdown from Billy Joe Tolliver at Seattle 11/4. **1989** — Earned starting job by second week of season, but a sprained knee in the fourth game put him on injured reserve for the next 10 weeks...limited to just 11 catches for 126 yards...came back for final two games, and caught a season-high four passes for 38 yards in finale. **1988** — Started 10 games for Chargers in rookie season, and caught a pass in 15 of 16 contests...finished season tied for fifth on team with 29 receptions for 375 yards, led receivers with four touchdowns...caught a career-high five passes (51 yards) in first career outing, at Raiders 9/4...also ran for a career-long 37 yarder in the Raiders game...tallied a season-high 63 yards (3 receptions, 1 TD) at Kansas City 9/25...contract runs through 1992 with no option.

COLLEGE: Caught 104 passes for 1,819 yards and 13 touchdowns in four years for Hawkeyes...led Big 10 with a 22.3-yard average per catch as a junior...a third team All-America choice senior season...received degree in commercial art.

PERSONAL: Received all-state honors in track, and all-county accolades in football and basketball as a senior at Great Neck (N.Y.) South High School...talented artist, produced illustrations for University of Iowa media guide...married (Casandra) with son (Quinn Cameron 4/8/90)...family lives in San Diego...full name is Quinn Remar Early.



GAMES STARTED/PLAYED: (1988, 10/16); (1989, 3/6); (1990, 4/14); (1991, 12/15). Totals 29/51. Totals with Saints 12/15.

Year	No.	RECEIVING			LG	TD
		Yards	Avg.			
1988 (San Diego)	29	375	12.9		38t	4
1989 (San Diego)	11	126	11.5		21	0
1990 (San Diego)	15	238	15.9		45t	1
1991	32	541	16.9		52	2
Totals	87	1280	14.7		52	7

Additional Stats: Rushing: 1988, 7-63 yards, 37 Long; 1989, 1-19 yards; 1991, 3-13, 6 Long. Kickoff Returns: 1991, 8-160 yards, 34 Long. Fumbles: 1988, 1; 1991, 2.



22 GILL FENERTY

Running Back Year With Saints: 3 Year in NFL: 3
Ht: 6-0 Wt: 205 College: Holy Cross
Born: August 24, 1963 at New Orleans, Louisiana
Joined Saints: Draft Choice No. 7, 1986

PRO: Drafted by the Saints in the 7th round in 1986. Spent the '86 season in a pro league in Italy, and the 1987-89 campaigns with the Toronto Argonauts of the Canadian League. In three years there, carried the ball 625 times for 3,094 yards (4.95) and 34 touchdowns, including a club-record 1,247 yards rushing in 1989. Also caught 140 passes for 1,190 yards. **1991** — Played in all 16 games, moved into starting lineup by fourth contest with injuries to Dalton Hilliard... finished second on team, 14th in NFC, with 477 yards rushing and three touchdowns on 139 carries... first among running backs with 26 receptions for 235 yards and two TDs... also saw time as punt returner over last six games of season, brought back 12 for a 4.6-yard average... hauled in three passes for 66 yards including a 50-yarder for a score in season-opener, vs. Seattle 9/1... rushed for a career-high 106 yards on 20 attempts in 26-0 win over Minnesota 9/22... also ran for a game-high 81 yards on just 11 carries vs. Rams 9/15. **1990** — Saw his playing time increase over the course of the season as he familiarized himself with the system... third on club with 335 yards rushing on 73 attempts... also caught 18 passes for 209 yards, and returned 28 kickoffs for a 20.4 average... rushed nine times for a game-high 50 yards, returned five kickoffs for a 23.2 average including a season-long 58 yarder at Minnesota 9/16... scored first NFL touchdown on a five-yard run at Cincinnati 11/4... had most productive day of season at Rams 12/9 when he ran for 104 yards on 10 carries including a 60-yard TD run that brought Saints to within three in 24-20 victory... 10.4-yard average per carry that day was the second best in club history... was inactive at Atlanta 10/7 with a calf injury... contract expired in 1991, subject to developments.

COLLEGE: Established virtually every Crusader rushing record, as he averaged 118.4 yards a game over three years... finished career as second-leading all-purpose yardage gainer in NCAA history with 155.7 a contest... holds degree in sociology.



PERSONAL: Attended Jesuit High School in New Orleans where he played baseball, ran track, and was an all-State running back... has been extremely active with the United Way and many of its agencies... single... lives in Metairie... full name is Lawrence Gill Fenerty.

GAMES STARTED/PLAYED: (1990, 0/15); (1991, 12/16). Totals 12/31.

Year	RUSHING			RECEIVING			No.	Yds.	LG	TD
	No.	Yds.	Avg.	LG	TD					
1990	73	355	4.9	60t	2	18	209	28		0
1991	139	477	3.4	54	3	26	235	50t		2
Totals	212	832	3.9	60t	5	44	444	50t		2

Year	KICKOFF RETURNS			LG	TD
	No.	Yds.	Avg.		
1990	28	572	20.4	58	0
1991	2	28	14.0	14	0
Totals	30	600	20.0	58	0

Additional Stats: Punt Returns: 1991, 12-55 yards, 4.6 avg. with long of 13. Fumbles: 1990, 4; 1991, 1.



24 ANTHONY FLORENCE

Cornerback Year With Saints: 1 Year in NFL: 2
Ht: 5-11 Wt: 180 College: Bethune-Cookman
Born: December 11, 1966 at Delray Beach, Florida
Joined Saints: Free Agent, 1991

PRO: Originally selected by Tampa Bay in the fourth round (90th overall) of the 1989 draft. Spent the entire '89 season on the Bucs' developmental squad. Was on Pittsburgh's practice roster for all of 1990. **1991** — Played in six games for Cleveland, recorded seven tackles, including two on special teams, and 1/2 a sack... was waived 11/29 and signed to the Saints' practice squad 12/10... contract runs through 1992.

COLLEGE: Transferred to Bethune-Cookman following two years at Northeast Oklahoma Junior College... was an honorable mention all-MEAC selection in senior season for the Wildcats... holds degree in criminal justice.

PERSONAL: Attended Atlantic High School in Delray Beach, Florida where he was an all-district and all-league choice as a cornerback and wingback... single... full name is Anthony W. Florence.

GAMES STARTED/PLAYED: (1991, 0/6).



91 ROBERT GOFF

Nose Tackle Year With Saints: 3 Year in NFL: 5
Ht: 6-3 Wt: 270 College: Auburn
Born: October 2, 1965 at Rochester, New York
Joined Saints: Trade (Tampa Bay), 1990

PRO: Tampa Bay's fourth-round draft choice in 1988, "Pig", as he is known, played defensive end with the Bucs. Traded to the Saints 9/3/90 for a 10th-round draft choice in 1991. Has ability to play both nose tackle and end spots along defensive front. **1991** — Again served as important member of defensive line at inside spot...played in 15 games, saw important time in Saints' rotating defensive line scheme, recorded 19 tackles...only two sacks of season came in back-to-back contests, vs. Rams 9/15 and vs. Minnesota following week...also defended a pass and forced a fumble...was inactive at San Diego 11/17 with ankle and groin injuries...awarded defensive game ball at Phoenix 12/22 when he registered a season-high four tackles. **1990** — Inactive opening week of the season, started 10 of the final 14 games at nose tackle...tallied 22 tackles, including a season-high five vs. Tampa Bay, 11/11...recovered a fumble and returned it 13 yards to help preserve Saints' 21-7 victory at Cincinnati, 11/4. **1989** — Moved into starting role after the trade of Ron Holmes...started all 12 contests in which he appeared, injuries kept him out of four games...in back-to-back efforts vs. Chicago (10/8) and Detroit (10/15) tallied a total of 10 tackles and three sacks...registered a career-high two sacks and five tackles in the Lions' game...inactive for three games with thigh injury. **1988** — Was used mainly as a backup until injury to Holmes...started final five games at right end spot and recorded 19 tackles and two sacks during that stretch...credited with a career-best six stops at New England, 12/11...contract runs through 1992 with no option.

COLLEGE: Transferred to Auburn following two seasons at Butler County (Kansas) Junior College...played both defensive tackle and nose tackle for the Tigers...recorded 41 tackles (6 for loss) and three sacks as a senior in 1987...played in Senior Bowl where he was coached by Jim Mora and the Saints' staff.

PERSONAL: All-district and all-county choice at defensive tackle as a senior at Bayshore High School in Bradenton, Florida...goes by the name of "Pig", given to him as a child by his oldest brother...single...split time between Bradenton and New Orleans during offseason...full name is Robert Lamar Goff.

GAMES STARTED/PLAYED: (1988, 6/16); (1989, 12/12); (1990, 10/15); (1991, 0/15). Totals 28/58. Totals with Saints 10/30.

Year	TACKLES			No.	SACKS Yds. Lost
	Tkl	Asst	Tot.		
1988 (Tampa Bay)	17	7	24	2	14
1989 (Tampa Bay)	22	9	31	4	35
1990	19	3	22	0	0
1991	14	5	19	2	7
Totals	72	24	96	8	56

Additional Stats: Fumbles Recovered: 1988, 3; 1989, 1; 1990, 1-13 yards. Forced Fumbles: 1991, 1. Passes Defensed: 1988, 1; 1990, 1; 1991, 1.



74 KEVIN HAVERDINK

Tackle Year With Saints: 4 Year in NFL: 4
Ht: 6-5 Wt: 285 College: Western Michigan
Born: October 20, 1965 at Holland, Michigan
Joined Saints: Draft Choice No. 5, 1989

PRO: Selected in the fifth-round (133rd overall) of the 1989 draft. Big, strong lineman who became a fulltime starter by the second half of his rookie season. Good quickness for someone of his size. Possesses ability to play guard spot in a bind. **1991** — Frustrating, injury-plagued year for Kevin, who opened the season as the starter at LT, played well when injury-free...started the first four games at LT, left first three early with back spasms, a sprained ankle forced him out early in fourth week...saw limited action in a reserve capacity in games 5-7 with emergence of Richard Cooper...started at LT at San Francisco 12/1 while Cooper was out with a sprained ankle, but injured back again...was inactive the following two weeks, placed on injured reserve 12/20, where he spent the final regular season game and playoff contest. **1990** — Earned starting spot at left tackle following impressive second half of rookie campaign...started 15 of 16 games including the first 12...was inactive at Rams 12/9, with a knee injury sustained the week before at Dallas...was the only member of the Saints' starting offensive line not to be in on every snap, also missed the entire second half at Houston (10/21) and at Dallas (12/2), both with knee injuries. **1989** — The only rookie offensive lineman to make Saints' opening day roster...saw little playing time early on, primarily on special teams...made one stop when he brought down Dallas K Roger Ruzek on a fake field goal attempt opening week...saw extended action at RT vs. Washington 10/1 in place of an injured Stan Brock...came in at LT in first quarter at San Francisco 11/6, following injury to LG Brad Edelman...played there the rest of the way and started the final seven contests at LT...left the final four games in the second half with back spasms...named to PFWA, UPI and Pro Football Weekly all-rookie squads...contract runs through 1992 with no option.

COLLEGE: Originally recruited as a defensive lineman, went from 195 pounds as a freshman to 285...a three-year starter at tackle for the Broncos...after four starts in 1986, a knee injury sidelined him the remainder of season...suffered a fractured fibula in fourth contest of senior campaign, returned three weeks later, was a unanimous all-Mid American Conference selection...played in Blue-Gray Classic, chosen for Senior Bowl but declined due to a broken leg...majored in marketing.

PERSONAL: All-State performer in football and basketball at Hamilton (Mich.) High School...lives in Mandeville with wife (Laura)...full name is Kevin Dean Haverdink.

GAMES STARTED/PLAYED: (1989, 7/16); (1990, 15/15); (1991, 5/10). Totals 27/41.



3 BOBBY HEBERT

Quarterback Year With Saints: 7 Year in NFL: 7
Ht: 6-4 Wt: 215 College: Northwestern Louisiana
Born: August 19, 1960 at Galliano, Louisiana
Joined Saints: Free Agent, 1985

PRO: Signed with Saints as a free agent in 1985 following successful three-year career in the USFL. In three seasons in the USFL with Michigan and Oakland, appeared in two championship games, winning one. Defeated head coach Jim Mora and the Philadelphia Stars as a Michigan Panther in the league's inaugural championship game in 1983, 24-22. Lost championship game to Mora and the Baltimore Stars, 28-24 in 1985 as an Oakland Invader. Tops among Saints alltime signal callers with a 58.4% career completion mark. Is second on the Saints' alltime list in passing yardage, attempts, completions and touchdowns. Is 25th on NFL's alltime list with a passer rating of 78.1. In the 59 games he has started in his career, the Saints have posted a record of 37-22. **1991** — Came back after sitting out all of 1990, and hit on 60.1% of his passes (149 of 248), the fifth-best figure in club history, and marking the second straight year he has been over 60% passing... completed 18 of 29 with 226 yards, 2 TDs and 2 INTs in season-opener, vs. Seattle 9/1... hit Floyd Turner for 10-yard TD with 1:11 to play in Seahawks' game that proved to be game-winner in 27-24 victory... also sprained his shoulder in that contest, and was never 100% the rest of the year... completed 70.4% of his passes (19-27) with 211 yards and 2 TDs in 17-10 win the following week at Kansas City... left game at Philadelphia 10/13 late in second quarter with a concussion and bruised shoulder, sat out following week against Tampa Bay... returned against Chicago 10/27 and connected on 27 of 39 for 291 yards with 2 TDs and an INT, including a season-long 65-yarder for a TD to Turner... reinjured shoulder in the Bears game and sat out the next six games, four of which he was designated as third quarterback... received NFL Offensive Player-of-the-Week accolades in first game back, vs. Raiders 12/16 on Monday night, when he completed a season-high 71.8% (28-39) for a career-high 320 yards... underwent arthroscopic surgery on his right shoulder following the season (2/4), rehabilitated during offseason, should be 100% for training camp. **1990** — Remained unsigned, did not play. **1989** — Set club single-season record with a 62.9% completion rate (222-353), shattering the old mark of 61.9% by Ken Stabler in 1982... his completion mark was second among NFL starters, while his 82.7 efficiency rating was seventh... hit on 84.2% (16-19) passes opening week vs. Dallas, second-best in team history only to his 87% (20-23) performance vs. Denver 11/20/88... hit on 71.9% (23-32) the following week at Green Bay... set career-highs in attempts (49) and completions (31) vs. San Francisco 10/8... also threw for a season-best 308 yards that day, his first 300-yard passing day in the NFL... turned in a stellar October, completed 98 of 154 passes (63.6%) for 1,396 yards, 10 TDs and 4 INTs, and was named NFC Offensive Player-of-the-Month... threw for at least 250 yards in all five games during October... had three 3-TD days: at Green Bay 9/17, vs. Jets 10/15 and at Rams 10/22... his season-long 54-yard touchdown pass to Floyd Turner at the Rams was his longest completion since the 1987 season... had four passes picked off at Atlanta, 11/19 tying his most interceptions in a game (at Minnesota 12/21/86)... relinquished starting job to John Fourcade for final three games of season, took just two snaps during that time. **1988** — Started all 16 contests, most in his NFL career... completed 58.6% of his passes, the best figure in his NFL tenure to that



point... was good on 87% (20-23) of his passes vs. Denver 11/20 to set a new club record (Archie Manning, 78.6)... cited as NFC Offensive Player-of-the-Week for his performance in the Saints 42-0 blowout of the Broncos... completed at least 50 percent of his passes in all but two games [vs. Giants 11/27; at Minnesota 12/4], both losses... threw for at least 200 yards in eight games, most times in his NFL stint... had three consecutive 200-yard plus passing days on two occasions... threw for 282 yards (23-32, 1 TD) in Saints' 22-14 win at Detroit 9/18... set a personal-high with four TD passes in season opener vs. San Francisco 9/4... also threw three TD strikes vs. Denver 11/20... helped lead offense to a 32:38 average time of possession, second-best in the NFL... 79.3 rating was sixth best among NFC QBs... was also credited with two receptions on year off of deflected passes. **1987** — Ended season with highest passer rating (82.9) of any starting quarterback in Saints history... Saints were 10-3, including playoff game, with Hebert in the lineup... finished season with only nine interceptions, lowest (tie, Kosar, Cleve.) of any starting signal-caller in NFL... completed over 55% of his passes (164-294) for first time in his career... connected for a season-high 69.6% of his passes (16-23) in season-ending win over Green Bay 12/27... had back-to-back games of over 250 yards, vs. Tampa Bay 12/6 (255) and vs. Houston 12/13 (254)... threw for three TDs vs. Houston... led offense that was best in NFL in time of possession (34:00). **1986** — Won starting job in training camp, started first three games, but broke bone in his foot at San Francisco 9/21... spent next six weeks on injured reserve... activated, but did not see action again until last game of season... threw only 14 times vs. Green Bay 9/14, but hit on 76-yard and 84-yard passes early in the game. **1985** — Didn't play until season's 11th game, but finished the year as the starting QB from that point... his first TD will be a trivia question, for instead of throwing for his initial NFL score, he caught a pass for a seven yard TD on a gadget play from Guido Merkens... led the team to two successive wins, at Minnesota 11/24 and vs. Rams 12/1... at the Vikings, he hit John Tice with a clutch 39-yard pass with 50 seconds left to win the game... his 43-yard score to WR Eric Martin broke open the Rams game 12/1, won by the Saints 29-3... contract runs through 1992 with no option.

COLLEGE: Lettered four years for Demons... set school record with 364 yards passing in a single game... holds degree in business administration.

PERSONAL: Attended South Lafourche (Louisiana) High School... quarterbacked team to state championship... married (Teresa) with daughters (Ryan 8/19/82 and Cammy 3/17/86) and sons (Bobby Joseph III 2/9/89 and Bo Daniel 3/12/92)... full name is Bobby Joseph Hebert, Jr... lives in Mandeville.

GAMES STARTED/PLAYED: (1985, 6/6); (1986, 3/4); (1987, 12/12); (1988, 16/16); (1989, 13/14); (1991, 9/9). Totals 59/61.

Year	PASSING					RUSHING			
	Att.	Comp.	Yds.	Int.	LG	TD	No.	Yds.	LG TD
1985	181	97	1208	4	76t	5	12	26	8 0
1986	79	41	498	8	84	2	5	14	3 0
1987	294	164	2119	9	67	15	13	95	19 0
1988	478	280	3156	15	40t	20	37	79	16 0
1989	353	222	2686	15	54t	15	25	87	11 0
1991	248	149	1676	8	65t	9	18	56	16 0
Totals	1633	953	11343	59	84	66	110	357	19 0

Additional Stats: Receiving: 1985, 1-7 yards, 1 TD; 1986, 1-1 yard; 1988, 2-0 yards. Fumbles: 1986, 3; 1987, 4; 1988, 9; 1989, 2; 1991, 5. Sacked: 1985, 17-150 yards; 1986, 5-34 yards; 1987, 20-119 yards; 1988, 24-171 yards; 1989, 22-171 yards; 1991, 16-134 yards.



34 CRAIG HEYWARD

Running Back Year With Saints: 5 Year in NFL: 5
Ht: 5-11 Wt: 260 College: Pittsburgh
Born: September 26, 1966 at Passaic, New Jersey
Joined Saints: Draft Choice No. 1, 1988

PRO: 24th player and fifth running back selected in the 1988 draft. Large back who combines strength and 4.7 speed to pose as a threat out of the backfield. Saints are 6-0 in his career when he rushes 15 times or more, and 12-2 when he carries 10 times. **1991** — Opened season as starter, but injuries kept him out of the lineup for nine of the last 11 weeks...on injured reserve weeks 10-14 with a hairline fracture of the metatarsal bone in his foot suffered at Rams 11/3, suspended by Saints for final two regular season games and playoff contest...third on team with 260 yards rushing, second with five touchdowns...rushed for 72 yards and a pair of TDs on 17 carries vs. Rams 9/15, followed that up with a 72-yard rushing performance (18 atts.), including two TDs and his first NFL completion, a 44-yarder to Quinn Early, vs. Minnesota the next week...was inactive at Philadelphia 10/13 and vs. Tampa Bay 10/20 with a strained hamstring suffered at Atlanta 9/29, saw action strictly as blocking back vs. Chicago 10/27 as a result of the injury...hauled in 22-yard TD catch from Steve Walsh at Rams, the longest reception of his career. **1990** — Had his most productive season as a pro, led club in rushing (14th in NFC) with 599 yards on 129 carries and four touchdowns, surpassing his totals from the previous two campaigns...also caught 18 passes for 121 yards, including a career-high five for 35 yards vs. Atlanta 11/25...rushed for only 35 yards on 11 attempts over the first seven weeks, broke through with a 122-yard effort (19 atts.) and a touchdown in big win at Cincinnati 11/4...Rueben Mayes ran for 115 yards that day, as they became only the second tandem in club history to rush for 100 yards in the same game...followed that up with a career-best 155 yards on 20 carries and two scores, including a 47-yard TD burst, the following week vs. Tampa Bay, was named NFC Offensive Player-of-the-Week for his performance...his 155 yards were the second-most in the NFC in 1990...rushed for 88 yards on a career-high 24 carries two weeks later against Atlanta...also contributed on special teams with five tackles. **1989** — Started opening game at fullback, and six of the first eight...served as a reserve the second half of the season...second on club with 183 yards rushing on 49 attempts (3.7)...scored only TD of season opening week, vs. Dallas 9/10...had best game vs. Jets 10/15, when he carried 10 times for 47 yards and a season-long 15 yard run. **1988** — Started eight of the first nine games in his rookie season, missed five of the last seven contests with a sprained right knee sustained vs. Rams 10/30...spent four of those weeks on the inactive list...underwent knee surgery following the season...his 73-yard touchdown run vs. Raiders 10/23 was the fourth longest in club history (George Rogers 79, 76), (Tony Galbreath 74) and the second longest in the league in '88 (80, Neal Anderson)...rushed for 109 yards on only 11 carries in the Saints' 20-6 win over the Raiders...finished season with 355 yards on 74 carries and a team-high 4.8 average...contract runs through 1992 with no option.

COLLEGE: Played three seasons (1984, 1986 and 1987) for the Panthers. . ranks second on Pitt's alltime rushing list with 2,950 yards...was the no. 2 rusher in Div. 1-A in



'87 with 1,655 yards for a 4.6 average and 11 TDs...earned consensus All-America honors in '87 as he rushed for over 100 yards in each regular-season game and in the Bluebonnet Bowl...a workhorse, carrying the ball 357 times, including at least 30 carries in eight regular-season contests...was no. 5 nationally in all-purpose yardage during final season with 1,853 yards (198 receiving)...had one year of eligibility remaining but opted to enter the NFL draft.

PERSONAL: Consensus USA Today, Bally and Parade All-America at Passaic (N.J.) High School...married (Charlotte) with son (Cameron 5/8/89)... full name is Craig W. Heyward...spent offseason in New Orleans where he participated in a special strength and fitness program.

GAMES STARTED/PLAYED: (1988, 8/11); (1989, 6/16); (1990, 15/16); (1991, 4, 7). Totals 33/50.

Year	RUSHING					RECEIVING				
	No.	Yds.	Avg.	LG	TD	No.	Yds.	LG	TD	
1988	74	355	4.8	73t	1	13	105	18	0	
1989	49	183	3.7	15	1	13	69	12	0	
1990	129	599	4.6	47t	4	18	121	18	0	
1991	76	260	3.4	15	4	4	34	22t	1	
Totals	328	1397	4.3	73t	10	48	329	22t	1	

Additional Stats: Kickoff Returns: 1990, 1-12 yards. Fumbles: 1989, 2; 1990, 3. Passing: 1990, 0-1, 1 INT; 1991, 1-1, 44 yds.



61 JOEL HILGENBERG

Center/Guard Year With Saints: 8 Year in NFL: 8
Ht: 6-2 Wt: 252 College: Iowa
Born: July 10, 1962 at Iowa City, Iowa
Joined Saints: Draft Choice No. 4, 1984

PRO: Mr. Versatility of the offensive line, has played both center and guard spots effectively during career. Makes up for lack of size with near-perfect technique. A productive center, quick hands make him a good pass blocker. Has handled deep-snapping duties since rookie season. Has remained injury-free, has played in 117 games, 14th on Saints' alltime chart. Has not missed a game due to an injury in the last six seasons. Selected with choice from New England for draft choices 9-12 in 1983. **1991** — Sprained an ankle in the season-opener, vs. Seattle 9/1, was relegated to deep snapping duties on field goals and extra points the next two weeks...came back and started the remaining 13 games at center although he was still not at 100%...part of a line that allowed just 19 sacks, second fewest in the league...yielded just one sack on the year, including a streak of 10 consecutive games without giving one up. **1990** — Started all 16 games for first time in his career, opened season at center and spent the entire year there, part of a line that yielded only 20 sacks, second best in the NFL...one of four offensive linemen to start all 16 contests...continued duties as long snapper where he has proven his reliability there during his career...tore ligaments in middle finger at Minnesota 9/16, played the remainder of the season with a splint, did not affect his effectiveness...caught only pass of career (9 yards) off of a deflected



pass at Dallas 12/2. **1989** — Versatility proved valuable started 13 contests at two different spots... opened at center vs. Dallas 9/10 and vs. San Francisco 10/8 for an injured Steve Korte... started at LG vs. Washington, 10/1 for an injured Brad Edelman... started final 10 contests at center as Korte missed the remainder of the campaign. **1988** — Began season as the backup at center to Steve Korte... an injury to right guard Steve Trapilo in the opening contest thrust him into the starting lineup for the following 10 weeks, the final two at left guard. **1987** — Started 12 games at center, the first time in his career he was a starter throughout the regular season... stepped in for Korte in the opener due to an injury, and fended Korte off when he returned. **1986** — Turned in a solid season, played in all 16 games, started two in place of injured Edelman. **1985** — Started five games in place of injured players... was pressed into action at guard in the first contest, and played center in the other four starts. **1984** — Played in 10 games with no starts along the line in his rookie campaign in which he also won the deep snapping duties... spent six games on injured reserve with a dislocated elbow... contract runs through 1993 with no option.

COLLEGE: Perfect for career on long snaps... started every game junior and senior years when he was an all-Big Ten choice... second-team All-America by both wire services in 1983... majored in general studies.

PERSONAL: Attended City High School in Iowa City, Iowa... comes from long line of Iowa centers... father Jerry was Iowa's All-America center in 1950's... brothers (Jim, 1978, and Jay, 1981) both played at Iowa... Jay is now an all-Pro center with Bears... uncle (Wally) was all-Big Ten in 1960's and later starred with Detroit and Minnesota as a linebacker... prefers to be called "Hilgy"... an avid flyer, Joel earned his pilot's license five years ago... single... lives in New Orleans.

GAMES STARTED/PLAYED: (1984, 0/10); (1985, 5/15); (1986, 2/16); (1987, 12/12); (1988, 10/16); (1989, 13/16); (1990, 16/16); (1991, 14/16). Totals 72/117.

Additional Stats: Fumbles Recovered: 1985, 1; 1987, 1; 1989, 1; 1990, 1. Receptions: 1990, 1-9 yards.



21 DALTON HILLIARD

Running Back Year With Saints: 7 Year in NFL: 7

Ht: 5-8 Wt: 204 College: LSU

Born: January 21, 1964 at Patterson, Louisiana

Joined Saints: Draft Choice No. 2, 1986

PRO: After six seasons, is second on the Saints alltime rushing chart with 3,554 yards on 961 carries (3.7). Trails leader George Rogers (995-4,267, 23 TDs) by 713 yards. Stands first in career touchdowns (43) and career rushing scores (34). 258 points is second on club's alltime list. Eighth in career receiving with 161 receptions for 1,472 yards and 9 TDs. 5,026 total yard from scrimmage is third alltime. Has also completed 4 of 7 passes for 114 yards and 4 touchdowns in his career. Continues outstanding efforts against Atlanta, in 9 games has rushed for 707 yards on 142 attempts (5.0) and 7 TDs, and caught 26 passes for 281 yards and 2 scores. 31st player overall, eighth



running back selected in the 1986 draft. **1991** — Opened first three games as a starter, but was slowed by injuries for second straight year... was inactive vs. Minnesota 9/22 with a hip pointer suffered vs. Rams previous week... bruised ribs at Philadelphia slowed him for the next two weeks, a strained arch vs. Chicago 10/27 put him on injured reserve for weeks 9-13... finished fourth on club 252 yards rushing on 79 carries, tied with Craig Heyward for club lead with four rushing scores... ran for a season high 76 yards (5 atts.), including a career-long 65-yarder for a TD at Atlanta 9/29... 14-yard TD catch from Steve Walsh turned out to be only touchdown in 13-6 win at Philadelphia 10/13... had a 1-yard TD run in playoff game vs. Atlanta 12/28. **1990** — Experienced frustrating year after putting together finest season as a pro in 1989... started the first six contests at running back, finished fourth on the team with 284 yards rushing on 90 attempts, sixth with 14 receptions for 125 yards... only score of season came on a 4-yard catch vs. Cleveland 10/14, establishing the Saints' career TD mark (38)... also ran for a game-high 84 yards on 23 carries in the Browns' game... suffered a tear of the posterior cruciate ligament in his knee at Houston 10/21, putting an end to his season... was inactive for nine of the final 10 games... came back to play in playoff game at Chicago 1/6, rushed for 13 yards on four carries. **1989** — Earned Pro Bowl roster spot for first time in NFL stint... started all 16 games for first time in his career, set personal highs for rushing yardage, carries, receptions, receiving yardage, TDs (total, rushing & receiving)... led Saints in rushing for second straight time, with first 1,000-yard season (1,262 yards, 344 carries, 3.7)... fifth time (4th player) a Saint has turned in a 1,000-yard rushing campaign... carried ball more than 20 times in 11 contests... rushing yardage ranked third in the NFC and fifth in the NFL... set club mark for TDs in a season with 18, shattering the old record of 13; tied George Rogers for most rushing TDs in a season (13)... first non-kicker since 1982 (Wayne Wilson) to lead the Saints in scoring... TDs were tops in NFL, fourth with 13 scores on the ground... second on team, fifth among NFC running backs with 52 receptions for 514 yards and 5 TDs... 1,776 total yards from scrimmage led the NFC, was second in the league and second most by a Saint (George Rogers, 1,800)... scored in six consecutive games (16th, 1988 - 5th, 1989) to break old record of four; scored via the ground in five straight (7-11) to break old mark of four; scored in all but two games (vs. Jets 10/15, vs. Rams 11/26)... tied club record with three straight 100-yard rushing days (28-106 @New England, 11/12; 29-158 @Atlanta, 11/19; 24-112 vs. Rams, 11/26)... 158-yard effort at Atlanta marked a career-best... ran 20 times for 87 yards and 2 TDs, grabbed two passes for 24 yards and a score in 40-21 win at Rams, 10/22, was named NFC Offensive Player-of-the-Week for his performance; 3 TDs was a career-best... tossed fourth TD of his career when he threw a 35-yard strike to Eric Martin vs. Rams 11/26; also ran for a season-long 40-yarder in that contest... caught a career-high 9 passes (77 yards) vs. San Francisco 10/8... totaled a career-best 97 receiving yards (7 receptions) vs. Atlanta, 10/29... hauled in a screen pass that he took for a career-long of 54 yards and a TD in the snow at Buffalo, 12/10... an AP All-Pro second team choice, UPI second team all-NFC selection, and College and Pro Football Newsweekly All-Pro second team. **1988** — Led Saints in rushing for first time with 204 carries for 823 yards (4.0) and five TDs, despite being hampered for good part of the season with turf toe... earned starting spot at running back during training camp and went on to start nine contests... opened season with back-to-back 90-yard plus performances, 19-95 vs. San Francisco 9/4, 16-97 at Atlanta 9/11... had another 97-yard day (21 attempts), vs. Giants 11/27... put together initial 100-yard rushing day of career on final day of season, vs. Atlanta 12/18 with 127 yards on 25 carries... also caught six passes for 68 yards and one TD to compile a career-best 195 total yards



from scrimmage... attempted two passes with one completion, a 27-yard TD strike to Lonzell Hill at San Francisco 12/11... caught a pass in all but one game, at Washington 11/6, where turf toe limited his action to just one series... returned six kickoffs for 111 yards, including five for 92 yards at Minnesota 12/4. **1987** — Rose to the challenge, as he had a big year running, receiving, and returning kicks... led the Saints in average per rushing attempt (4.1), third in receptions (23), and first in kickoff returns (24.8)... rushed the ball ten or more times in eight of the 12 games he played... started one game (at San Francisco 11/15)... ran 14 times for 92 yards, caught four passes for 84 yards including a 38-yard TD scamper, threw a pass for 23 yards and a TD, and returned a kickoff in leading the Saints to a 31-14 win at Rams 11/8... caught eight passes for 81 yards vs. Giants 11/22 in another big Saints win... had 74-yard kickoff return that led to winning points vs. Green Bay 12/27... came to training camp ten pounds lighter than in his rookie season, showed more confidence, poise. **1986** — Opened season as starting tailback, but succumbed to a fast-rising Rueben Mayes by game five... had a hand in one TD in each of first four games... rushed for TD in first, second and fourth games... threw 29-yard halfback pass for TD at San Francisco 9/21... also had his longest run of the year (36 yards) that day... scored five TDs on season... second on team rushing chart behind Mayes with 425 yards... contract expired in 1991, subject to developments.

COLLEGE: Ended career ranked third in alltime SEC rushing list behind Herschel Walker and Bo Jackson... four-year all-SEC selection... holds NCAA record for freshman scoring with 16 TDs (11 rushing, 5 receiving)... teammate of Saints WR Eric Martin... played in Hula and Senior Bowls... majored in business administration.

PERSONAL: Attended Patterson (Louisiana) High School where he was all-everything in football... is an avid golfer... married (Andrea) with daughter (LaShondra 3/17/81) and son (Dalton, Jr. 2/19/91)... resides in Destrehan.

GAMES STARTED/PLAYED: (1986, 6/16); (1987, 1/12); (1988, 9/16); (1989, 16/16); (1990, 6/6); (1991, 3/10). Totals 41/76.

Year	RUSHING					RECEIVING				
	No.	Yds.	Avg.	LG	TD	No.	Yds.	LG	TD	
1986	121	425	3.5	36	5	17	107	17	0	
1987	123	508	4.1	30	7	23	264	38	1	
1988	204	823	4.0	36	5	34	335	26	1	
1989	344	1262	3.7	40	13	52	514	54t	5	
1990	90	284	3.2	17	0	14	125	20	1	
1991	79	252	3.2	65t	4	21	127	14t	1	
Totals	961	3554	3.7	65t	34	161	1472	54t	9	

Additional Stats: Passing: 1986, 1-3, 29 yards, 1 TD; 1987, 1-1, 23 yards, 1 TD; 1988, 1-2, 27 yards, 1 TD; 1989, 1-1, 35 yards, 1 TD. Kickoff Returns: 1987, 10-248 yards, 74 Long; 1988, 6-111 yards, 30 Long; 1989, 1-20 yards. Fumbles: 1986, 3; 1987, 4; 1988, 3; 1989, 7; 1990, 2; 1991, 3.



57 RICKEY JACKSON

Linebacker Year With Saints: 12 Year in NFL: 12

Ht: 6-2 Wt: 243 College: Pittsburgh

Born: March 20, 1958 at Pahokee, Florida

Joined Saints: Draft Choice No. 2b, 1981

PRO: A 12th-year pro who heads the Saints' alltime sack chart with 97 for 713.5 yards lost. Has led or shared the club lead in sacks in six of his 11 seasons. Holds the Saints career mark with 20 fumble recoveries. 163 games played (all starts) places him in a tie for third with Jim Wilks on alltime list. Drafted in the second round with choice from San Diego for RB Chuck Muncie. **1991** — Along with Jim Wilks, served as a co-captain on defense... started all 16 contests at LOLB, turned in one of finest seasons as a pro, fourth on team with 59 tackles... 11.5 sacks (63.5 yards) were second on team and fifth in NFC, and second-best in his career (12 in 1984)... tied for team-lead with three fumble recoveries, also defended three passes and forced three fumbles... registered six tackles, including three sacks, a forced fumble and a fumble recovery at Atlanta 9/29 when he was cited as NFC Defensive Player-of-the-Week... the three sacks were his most since he had four in a game at Detroit 9/18/88... recorded a season-high eight tackles, including 1.5 sacks vs. Atlanta 11/24... had a sack, a fumble recovery and a forced fumble in playoff contest vs. Atlanta 12/28. **1990** — Started all 16 contests, finished sixth on team with 68 tackles, third with six sacks (39 yards lost)... shattered a club-record with seven fumble recoveries, after not having claimed one since the 1986 season... the seven recoveries marked the most in the NFL in 1990, and along with three others, were third most ever in NFL... also defended four passes and forced four fumbles on the year... registered a season-high eight tackles and two sacks vs. Detroit 10/28... turned in outstanding effort in big win at San Francisco 12/23, recorded seven tackles, a sack, a forced fumble, and a fumble recovery with 47 seconds to play to preserve victory... also secured win at Rams 12/9 when he hit Jim Everett on game's final play... also tallied three tackles a pass defended, a fumble recovery and two forced fumbles in the Rams' win. **1989** — Following opening game vs. Dallas, Rickey was involved in a car accident after which he was expected to miss 4-6 weeks with a fractured cheekbone... after surgery, he missed just two games and came back to start at his LOLB spot vs. Washington 10/1... they were the only two games in his career he had missed as a result of an injury... playing the rest of the way with a special facemask, Rickey was credited with 47 tackles and finished third on the team with 7.5 sacks for 35 yards lost... registered seven tackles and two sacks in just his third game back, vs. Jets 10/15... also tallied a pair of sacks at Detroit 12/3... defended three passes and caused three fumbles on the year. **1988** — Had another fine season, again starting every game he played in... co-leader, along with Pat Swilling, on club in sacks with seven (66 yards lost)... finished second on tackle chart with 92, including 71 solo hits... sacked Lion QBs four times at Detroit 9/18 to tie a club-best he set at Atlanta in 1986... received NFC Defensive Player-of-the-Week accolades that week... tallied a sack and returned an interception 16 yards vs. Raiders 10/23... also defended five passes on season... had nine solo stops on final day of season, vs. Atlanta 12/18. **1987** — Quietly went about having his most productive season in terms of overall defense, according to Saints coaching staff... ended the season second on tackle chart with 74 total, 57 solos... started every game for which he



was active... had a pair of interceptions on the season... had biggest game of season at Cincinnati 12/20, recorded three sacks, forced two fumbles... registered 11 tackles (8 solo) vs. Green Bay, 12/27... defended four passes on the year. **1986** — Went to Pro Bowl for fourth straight year, led team in tackles with 114 total stops, tied for sack lead with nine (71 yards lost)... intercepted one pass, defended 13 others... forced team-leading and a career-best six fumbles, recovered one... credited with 11 tackles (10 solo), and four sacks at Atlanta 12/14, including one on the last play of the game that clinched a 14-9 New Orleans win. **1985** — Earned another trip to the AFC-NFC Pro Bowl, finished second on team tackle list with 107 stops, 69 solo hits... led team with 11 sacks for 89 yards lost... had two sacks three times: vs. Tampa Bay 9/22; at Green Bay 11/17; and vs. Rams 12/1... defended 15 passes on season, including three vs. Kansas City, 9/8. **1984** — Selected to Pro Bowl for second consecutive campaign... led NFC linebackers in sacks with 12... had at least one sack in 10 games, registered two vs. Cincinnati, 12/9... tallied a career-high 11 solo tackles at Rams, 12/2... defended 16 passes and recovered four fumbles. **1983** — Was the only Saint chosen for the Pro Bowl... 11 sacks for 75 yards led club, had three games with two sacks: at Dallas 9/25; at Tampa Bay 10/23; vs. Jets 11/21... defended a career-high 21 passes... finished fourth on team with 102 tackles, 67 solo hits. **1982** — In strike-shortened season, registered 47 tackles and was second on club with 4.5 sacks... returned only interception of season 32 yards at San Francisco 11/28 to set up crucial score. **1981** — Led team with eight sacks during rookie campaign, a Saints' rookie record that stood until 1990 (9, Renaldo Turnbull)... compiled 125 tackles with 85 solo hits... defended 10 passes and forced a pair of fumbles... contract expired in 1991, subject to developments.

COLLEGE: Played defensive end in Pittsburgh's number-one-ranked defense... played opposite Hugh Green, but Jackson led team in tackles... member of Pitt team which had 19 seniors drafted into the NFL... played in Senior Bowl, and was defensive MVP in East-West Shrine Game... ABC Player of the Game vs. Penn State in 1980, year that Panthers contended for NCAA championship... majored in history.

PERSONAL: Attended Pahokee (Florida) High School... caught 21 passes for eight TDs as tight end senior year... played in three state football championship games, and was on state basketball championship team senior year... Saints recipient of 1990 Ed Block Courage Award... formed the Rickey Jackson Community Foundation two off-seasons ago, held a golf tournament this past offseason, proceeds went to benefit the YWCA Battered Women's Program... full name is Rickey Anderson Jackson... married (Normal) with daughter (Rickeyah 4/23/84) and sons (Rickeyem 1/11/89 and Rickeyvis 8/27/90)... lives in Destrehan.

GAMES STARTED/PLAYED: (1981, 16/16); (1982, 9/9); (1983, 16/16); (1984, 16/16); (1985, 16/16); (1986, 16/16); (1987, 12/12); (1988, 16/16); (1989, 14/14); (1990, 16/16); (1991, 16/16). Totals 163/163.



Year	TACKLES			SACKS		INTERCEPTIONS		
	Tkl	Asst	Tot.	No.	Yards Lost	No.	Yards	TD
1981	85	40	125	8	65	None	0	0
1982	32	15	47	4.5	34	1	32	0
1983	67	35	102	11	75	1	0	0
1984	97	27	124	12	93	1	14	0
1985	69	38	107	11	89	None	0	0
1986	85	29	114	9	71	1	1	0
1987	57	17	74	9.5	81	2	4	0
1988	71	21	92	7	66	1	16	0
1989	40	7	47	7.5	35	None		
1990	49	19	68	6	39	None		
1991	47	12	59	11.5	63.5	None		
Totals	699	260	959	97	713.5	7	67	0

Additional Stats: Fumbles Recovered: 1981, 1; 1982, 2; 1983, 2; 1984, 4; 1986, 1; 1990, 7; 1991, 3. Forced Fumbles: 1981, 2; 1982, 1; 1984, 4; 1986, 6; 1987, 3; 1988, 2; 1989, 3; 1990, 4; 1991, 3. Passes Defensed: 1981, 10; 1982, 10; 1983, 21; 1984, 16; 1985, 15; 1986, 13; 1987, 4; 1988, 5; 1989, 3; 1990, 4; 1991, 3.



68 PAUL JETTON

Center/Guard Year With Saints: 1 Year in NFL: 4

Ht: 6-4 Wt: 288 College: Texas

Born: October 6, 1964 at Houston, Texas

Joined Saints: Free Agent (Plan B), 1992

PRO: Originally selected by Cincinnati in the sixth round (141st overall) of the 1988 draft. Played both guard and center during his tenure with the Bengals, also has the ability to play tackle. **1991** — Started all eight games in which he played before being placed on injured reserve 11/13 with a knee injury. **1990** — Played in 15 contests with no starts... did not play against Saints 11/4... started at guard in playoff game against Raiders 1/13. **1989** — Started two of the six games he played in before a knee injury sidelined him for the remainder of the year. **1988** — Spent his entire rookie season on injured reserve with a dislocated finger suffered during training camp... contract runs through 1993 with no option.

COLLEGE: Was an all-Southwest Conference choice his junior and senior seasons for the Longhorns... also did the shotput on the Texas track team... finished fourth in the SWC track meet as a junior, and third in his senior season... majored in education.

PERSONAL: Attended Jersey Village High School in Houston, Texas... hobbies include weightlifting, horseback riding and hiking... married (Shelia)... full name is Paul Ray Jetton.

GAMES STARTED/PLAYED: (1989, 2/6); (1990, 0/15); (1991, 8/8). Totals 10/29.



53 VAUGHAN JOHNSON

Linebacker Year With Saints: 7 Year in NFL: 7
Ht: 6-3 Wt: 245 College: North Carolina State
Born: March 4, 1962 at Morehead City, North Carolina
Joined Saints: Draft Choice No. 1, (USFL Supplemental, 1984) Signed 1986

PRO: Excellent athlete, taken in the first round of the 1984 USFL Supplemental draft. Played with USFL Jacksonville Bulls, 1984-85, had 154 tackles in '84 season. Despite size, possesses fine agility, best pass coverage man among linebackers. Fierce competitor, especially tough against the run on short-yardage situations. Has been selected to play in the Pro Bowl the last three years. **1991** — Selected to his third consecutive AFC-NFC Pro Bowl, his first as a starter... also chosen to Pro Football Weekly's all-NFC team... despite missing most of four games with injuries, finished sixth on tackle chart with 50... played in 13 games with 11 starts overall... was inactive for season-opener, vs. Seattle 9/1, with calf strain sustained during preseason, also inactive vs. Chicago 10/27 and at Rams 11/3 with sprained knee suffered vs. Tampa Bay 10/20... Seattle game broke string of 58 straight starts, and marked first in his career he had missed due to an injury... registered seven tackles, his only interception of the year and two passes defended at Philadelphia 10/13... tallied a season-high eight stops at San Francisco 12/1. **1990** — Voted to second consecutive Pro Bowl after he finished second on the club with 103 tackles (85 solo), opened all 16 games at RILB... tallied a career-high 13 solo tackles at Minnesota, 9/16... accounted for only sack of season vs. Detroit 10/28... defended three passes, recovered a fumble, and forced two fumbles, both vs. Cleveland, 10/14... played with a cast on his thumb for final regular season game and playoff contest after he fractured it at San Francisco, 12/23... was named to UPI All-NFC second team and Sports Illustrated's All-Pro squad. **1989** — Earned first trip to AFC-NFC Pro Bowl... started all 16 games for second consecutive season... tied for second on club with 83 tackles, 65 of them solo stops... led linebackers for third straight year in passes defended with four... turned in a season-best nine tackles (8 solo) vs. San Francisco 10/8, credited with eight stops (7 solo), at San Francisco, 11/6... tallied lone sack of season vs. Rams, 11/26... recovered fumble at New England 11/12... named to UPI all-NFC team for second year in a row... also selected to AP All-Pro second team, and Pro Football Weekly all-NFC squad. **1988** — Led Saints in tackles for second consecutive season with 114, including 82 solo hits... had two sacks for 14 yards lost... had one interception that he returned 34 yards in which he broke numerous tackles and hurdled over several defenders to help preserve Saints' 14-10 win at Rams 11/13... topped linebackers with eight passes defended... had an 18-tackle performance, half of them solo stops, at Washington 11/6... named to Sports Illustrated's all-Pro team and the UPI all-NFC squad. **1987** — Took over starting inside linebacker position, led Saints in tackles with 87, 73 solo hits... tenacious player, had many big hits in course of season... had big interception vs. Cleveland in season-opener 9/13... had sack vs. Cincinnati 12/20... forced two fumbles, recovered one. **1986** — Big man who had big part of situation defense for Saints... learned quickly, athletic ability made it difficult for coaches to keep him off the field... played much in Saints' nickel and special defensive sets... had 37 total tackles, one sack, an interception and recovered a fumble... contract runs through 1994 with no option.



COLLEGE: All-America selection by Sporting News... led Wolfpack in tackles both junior and senior seasons... majored in education.

PERSONAL: Attended West Carteret High School in Morehead City, North Carolina... spends offseason working in family construction firm back in his hometown... serves as a spokesman for Goodwill... single... lives in Morehead City in offseason... full name is Vaughan Monroe Johnson.

GAMES STARTED/PLAYED: (1986, 0/16); (1987, 12/12); (1988, 16/16); (1989, 16/16); (1990, 16/16); (1991, 11/13). Totals 71/89.

Year	TACKLES			SACKS		INTERCEPTIONS		
	Tkl	Asst	Tot.	No.	Yards Lost	No.	Yards	TD
1986	30	3	33	1	6	1	15	0
1987	73	14	87	1	12	1	0	0
1988	82	32	114	2	14	1	34	0
1989	65	18	83	1	0	None		
1990	85	18	103	1	6	None		
1991	40	10	50	None		None		
Totals	375	95	470	6	48	4	68	0

Additional Stats: Fumbles Recovered: 1986, 1; 1987, 1; 1989, 1; 1990, 1; 1991, 1. Forced Fumbles: 1987, 2; 1989, 2. Passes Defended: 1986, 2; 1987, 5; 1988, 8; 1989, 4; 1990, 3; 1991, 2.



27 REGINALD JONES

Cornerback Year With Saints: 2 Year in NFL: 2
Ht: 6-1 Wt: 202 College: Memphis St.
Born: January 11, 1969 at Memphis, Tennessee
Joined Saints: Draft Choice No. 5, 1991

PRO: The Saints second pick (5th round, 126th overall) in the 1991 draft. Came out of college with a year of eligibility still remaining. With size and speed, can play both cornerback and safety. **1991** — Turned out to be a pleasant surprise, stepped right in and started in nickel situations throughout season... recorded 30 stops on defense, also a key member of special teams unit where he was second with 11 tackles... tied for second among NFL rookie defensive backs with three interceptions (61 yards), was third on club with 12 passes defended... first career INT halted a drive in win at Kansas City 9/8... only start of season came vs. Atlanta 11/24 as Saints opened with six DBs, made six tackles and returned an interception 51 yards in that game... suffered a separated shoulder as a result of a jarring block by John Taylor at San Francisco 12/1, was inactive the final three weeks of the season... came back to play in playoff game vs. Atlanta 12/28... contract runs through 1992 with an option.

COLLEGE: Started his career as a running back at the University of Arkansas before transferring to Memphis St. following freshman season... recorded 117 tackles and six interceptions in two years for the Tigers... was an all-Southern Independent selec-



tion and AP honorable mention All-America choice in final year, when he played in the Senior Bowl... returned 28 kickoffs for a 22.2-yard average in his final year, second on the school's single-season list... also lettered in track... majored in sociology.

PERSONAL: Was a two-time all-state, all-county and all-conference choice at West Memphis (Arkansas) High School, where he was a three-year starter at both running back and defensive back... also lettered in track there... returned to Memphis State during offseason where he took classes in pursuit of his degree in sociology... hopes to take on a career as a marriage and family counselor after football... single... full name is Reginald Moore Jones.

GAMES STARTED/PLAYED: (1991, 1/13).

Year	Tkl	TACKLES		No.	Yds.	TD
		Asst	Tot.			
1991	39	2	41	3	61	0

Additional Stats: Passes Defensed: 1991, 12.



23 BUFORD JORDAN

Fullback Year With Saints: 7 Year in NFL: 7
Ht: 6-0 Wt: 223 College: McNeese State
Born: June 26, 1962 at Lafayette, Louisiana
Joined Saints: Free Agent, 1986

PRO: Hard working back who continues to build strength, has tremendous leg power. Chosen in first round by Green Bay in 1984 USFL supplemental draft, went to camp with Packers in 1985. Played with New Orleans/Portland Breakers of USFL 1984-85. **1991** — Made final cut, but was waived just a day before regular season opener (8/31)... brought back 9/11 in time for third contest... became starting fullback for most of final 11 games following Craig Heyward injuries... overall opened six of the 14 contests in which he played, rushed for 150 yards and two touchdowns on 47 carries, caught 15 passes for 92 yards... rushed for a season-high 46 yards (14 atts.), including an 11-yard TD run at Rams 11/3... caught first NFL TD pass (1-yard), from Steve Walsh, at San Diego 11/17... caught a career-high four passes (38 yards) at Dallas 12/8... also rushed for 38 yards on just four carries, including a 3-yard TD and a season-long run of 25 yards in season finale, vs. Phoenix 12/22... also contributed five tackles on special teams. **1990** — Released in final cut 9/3, re-signed 11/19 after Bobby Morse suffered a broken forearm at Washington 11/18... in six games, all of playing time came on special teams where he registered four stops. **1989** — Started seven games at fullback despite being hampered with a hamstring problem... 179 rushing yards ranked third on the club... pulled a hamstring opening game vs. Dallas, did not play the following week... started vs. Washington 10/1, ran for a season-long 32-yard gain in the first quarter, reaggravated the hamstring, and was inactive the next four weeks... came back and started six of the final eight contests... carried eight times for 33 yards and a pair of scores in Saints' 26-17



win at Atlanta 11/19, second time in his career he had run for two TDs in a game... ran four times for a season-high 34 yards at Buffalo 12/10... also served on special teams where he made three stops... underwent arthroscopic knee surgery following the season. **1988** — Spent first two games of season on injured reserve with a sprained knee, came back and played in the remaining 14, starting three of them... carried ball 19 times for 115 yards for a club-best 6.1 average... put together best rushing day of career on final day of season vs. Atlanta 12/18 when he rushed six times for 68 yards... also had a career-long 44-yard effort in which he bounced off and bulled his way through numerous would-be tacklers... also caught five passes for 70 yards on season... recovered a Rueben Mayes' fumble and returned it seven yards for a TD at Washington 11/6... one of Saints' top performers on special teams, tallied eight tackles. **1987** — Opened the season as the starter at fullback, lost it during the middle of the season, regained it again for the final two games of the regular season... ran the ball only 12 times on the season, caught three passes... ran the ball twice at Cincinnati 12/20, scored both times in dramatic Saints comeback... special teams mainstay, returned blocked punt 13 yards at Pittsburgh 11/29. **1986** — As rookie, started nine games at fullback, played in all 16... finished season ranked third on rushing chart with 207 yards... used primarily as blocking back for Rueben Mayes and Dalton Hilliard, never carried the ball more than eight times in a game... also caught 11 passes, including big catch vs. San Francisco 11/2 that set up early touchdown... contract expired in 1991, subject to developments.

COLLEGE: Left McNeese State as the alltime leading rusher in Louisiana history with 4,156 yards... four-time all-Southland Conference selection... holds virtually all of McNeese's rushing records... only SLC player to rush for over 1,000 yards three seasons... played in East-West Shrine and Senior Bowls... majored in business administration.

PERSONAL: Attended Iota (Louisiana) High School... brother and sister both played sports at McNeese... has previously attended school during the offseason with aspirations of becoming a medical assistant following football career... stays extremely active in charitable events throughout the community during the offseason... married (Adries) with daughter (Samantha Lacey 6/24/86) and son (Brandin 9/15/87)... full name is Paul Buford Jordan... lives in Kenner.

GAMES STARTED/PLAYED: (1986, 9/16); (1987, 4/12); (1988, 3/14); (1989, 7/11); (1990, 0/6); (1991, 6/14). Totals 29/73.

Year	RUSHING					RECEIVING				
	No.	Yds.	Avg.	LG	TD	No.	Yds.	LG	TD	
1986	68	207	3.0	10	1	11	127	37	0	
1987	12	36	3.0	8	2	2	13	11	0	
1988	19	115	6.1	44	0	5	70	25	0	
1989	38	179	4.7	32	3	4	53	17	0	
1990	None					None				
1991	47	150	3.2	25	2	15	92	19	1	
Totals	184	687	3.7	44	6	37	355	37	1	

Additional Stats: Kickoff Returns: 1987, 2-28 yards, 16 Long; 1991, 2-18 yards, 18 Long. Fumbles: 1986, 1; 1988, 1; 1991, 2. Returned fumble seven yards for TD at Washington 11/6/88.



60 DEREK KENNARD

Guard Year With Saints: 2 Year in NFL: 7

Ht: 6-3 Wt: 300 College: Nevada-Reno

Born: September 9, 1962 at Stockton, California

Joined Saints: Trade (Phoenix), 1991

PRO: Played first two years of professional football (1984-85) with the Los Angeles Express of the USFL. Cardinals made him their second pick in the 1984 USFL supplemental draft. Traded to New Orleans 8/19/91 along with a fifth-round draft choice in 1992 for CB Robert Massey. Has played both guard and center in his NFL career. Possesses tremendous leg strength, excels as a run blocker. **1991** — Acquired 8/19 from Phoenix along with a fifth-round draft choice in 1992 for CB Robert Massey... stepped in and earned a starting spot at right guard by regular season opener, replacing Steve Trapilo, who missed the season (knee)... was improving with each week until his season ended when he tore his pectoral muscle lifting weights 9/16; was placed on injured reserve 9/17... underwent surgery 10/29, spent offseason rehabilitating. **1990** — Made switch from center to left guard and missed just two offensive plays the entire season. **1989** — Started all 14 games in which he played at center, was placed on the non-football illness list 10/18 but returned to the lineup after missing just two games. **1988** — Started all 16 contests at center, was the Cards' only offensive lineman to play every down from scrimmage... suffered fracture of little finger vs. Cleveland 10/23 but did not miss any playing time... received AP honorable mention all-Pro recognition. **1987** — Did not start season opener, vs. Dallas 9/13, as a result of a knee strain... started at center the following week, and in each of the final 10 contests. **1986** — Started 10 of the 15 games in which he played in first NFL season, including games 2-8 at left guard... contract expired in 1991, subject to developments.

COLLEGE: Was a two-time all-Big Sky Conference pick and a Division I-AA All-American as a senior for the Wolfpack... majored in criminal law.

PERSONAL: Attended Edison High School in Stockton, California... shot several episodes of HBO series "First and Ten" during the summer of 1986 along with players including O.J. Simpson, Marcus Allen and Mike Sherrard... is on the Board of Directors of the Boys and Girls Club of Phoenix... married (Denise) with sons (Derek, Jr. 3/19/82 and Devon Jay 6/24/91) and daughter (Denisha 11/6/85)... family resides in Phoenix... full name is Derek Craig Kennard.

GAMES STARTED/PLAYED: (1986, 10/15); (1987, 11/12); (1988, 16/16); (1989, 14/14); (1990, 16/16); (1991, 3/3). Totals 70/76. Totals with Saints 3/3.



84 ERIC MARTIN

Wide Receiver Year With Saints: 8 Year in NFL: 8

Ht: 6-1 Wt: 207 College: Louisiana State

Born: November 8, 1961 at Van Vleet, Texas

Joined Saints: Draft Choice No. 7, 1985

PRO: Selected in the seventh round (179th overall) of the 1985 draft. Stands at the top of Saints' alltime lists for receptions (398), receiving yards (5,863) and receiving touchdowns (40). 40 career touchdowns ranks second alltime behind Dalton Hilliard (43). Eric also holds the club record for most 100-yard receiving days in a career (13), and in a season (5 in 1989). He enters the 1992 season having caught a pass in 73 straight games and 109 of 111 in his career. He has caught a pass in all 16 contests five times, including the past four seasons (1986, 1988-91). Over the past four seasons, has snared 282 passes (3,888 yards), sixth-best in the NFC and fifth among wide receivers. **1991** — Led team in receiving for fifth straight year (8th in NFC), the fourth consecutive campaign in which he caught a pass in all 16 contests, hauled in at least two in every game... caught a season-high seven (67 yards), including a touchdown at Kansas City 9/8... grabbed four for 75 yards, including an 8-yard touchdown to move him ahead of Danny Abramowicz into first spot on Saints' alltime receiving TD list vs. Tampa Bay 10/20... hauled in six for a season-best 84 yards vs. Atlanta 11/24. **1990** — Led team in receiving for fourth straight season, with 63 catches for 912 yards and five touchdowns... 63 receptions was good for 11th in the NFC... tied a career-high with 10 catches (131 yards) at Washington, 11/18... hauled in a game-high eight passes for 153 yards and a touchdown in Saints win vs. Cleveland 10/14... the 153 yards marked the second-best output of his career (164 vs. Green Bay 9/14/86)... caught game-winning scores in fourth quarter vs. Atlanta 11/25 (6 yards) and at Rams 12/9 (4 yards). **1989** — Led club in receiving for third straight season, finished 10th in the NFC with 68 receptions for 1,090 yards... his receiving yardage broke the club record he set in 1988 (1,083), also set a club mark with five 100-yard receiving days... caught five passes for 131 yards and two TDs, including a 53-yard score vs. Jets 10/15, hauled in five for 116 yards and a TD the following week at Rams... grabbed five for 107 yards and a pair of scores vs. Rams 11/26... had back-to-back 100-yard days in weeks 14-15... caught four for 100 yards at Buffalo 12/10, and a season-high nine for 120 yards and two TDs vs. Philadelphia following week... his eight touchdowns marked a personal-best... started 15 of 16 games, did not open at Green Bay 9/17 after he sprained an ankle opening week vs. Dallas. **1988** — Had his best year as a pro as he broke Saints records for catches (85) and receiving yardage (1,083), was named to his first Pro Bowl team... finished second in NFC in catches, one behind the Rams' Henry Ellard... tied with Lonzell Hill for team lead in TDs scored with seven... had three 100-yard receiving days on the year: vs. Rams 10/30 (6-132), at Washington 11/6 (10-146, 1 TD), vs. Denver 11/20 (8-111, 2 TDs)... his ten catches against the Redskins was a personal best, and the most for a Saints' receiver since 1982 season (11, Wayne Wilson vs. Atlanta 1/2/83)... caught Bobby Hebert's longest TD completion of the season, a 40-yard strike vs. Denver. **1987** — Came to the forefront of the Saints' receiving corps, led team with 44 catches, second in TDs scored with seven... had three 100-yard receiving games for Saints: at St. Louis 10/11 (7-



101, 1 TD), vs. Tampa Bay 12/6 (2-101), and vs. Houston 12/13 (6-130, 2 TDs). ... made giant catch vs. Giants 11/22, a 22-yard TD grab that put Saints ahead to stay in 23-14 triumph. ... caught a pass in all but one game. ... also returned punts early in the season, had 14 for 88 yards. **1986** — Was the only Saints' receiver to catch a pass in every game. ... had huge day vs. Green Bay 9/14 when his first two catches went for 76 and 84 yards, finished with three catches for a career-high 164 yards (54.7), including the 76-yard score. ... caught seven passes including TD grab at Rams 11/23. ... also utilized on punt returns, fielded 22 for 221 yards. **1985** — Had outstanding rookie year, started 11 of 16 games, caught a pass in all but one game. ... total of 35 receptions was third on team. ... led club in TDs scored with four. ... made spectacular catch vs. Rams 12/1 that went for a 43-yard TD to put the game out of reach in a 29-3 win. ... snared three passes for a season-high 82 yards at Atlanta 10/20. ... contract expired in 1991, subject to developments.

COLLEGE: Ended his collegiate career as the alltime Southeastern Conference receiving yardage leader (2,625). ... also held LSU school records for career pass receptions (152), season pass receptions (52 in 1983), most receiving yards in a single game (209), and most yards receiving in a single season (1,064 in 1983). ... first-team All-America by Sporting News as senior, and first-team all-SEC by AP. ... spent freshman year returning kicks, holds another LSU record with a 100-yard return that year. ... majored in general studies.

PERSONAL: Attended Van Vleck (Texas) High School. ... holds annual Black History Basketball Tournament in Van Vleck, funds go to E.W. Martin scholarship, given to needy boy or girl at Van Vleck High School. ... married (Tamyra) with daughters (Erica 2/1/86) and (Tayler 1/17/91). ... lives in Kenner.

GAMES STARTED/PLAYED: (1985, 11/16); (1986, 11/16); (1987, 11/15); (1988, 16/16); (1989, 15/16); (1990, 16/16); (1991, 13/16). Totals 93/111.

RECEIVING						
Year	No.	Yards	Avg.	LG	TD	
1985	35	522	14.9	50	4	
1986	37	675	18.2	84	5	
1987	44	778	17.7	67	7	
1988	85	1083	12.7	40t	7	
1989	68	1090	16.0	53t	8	
1990	63	912	14.5	58	5	
1991	66	803	12.2	30	4	
Totals	398	5863	14.7	84	40	

KICKOFF RETURNS						
Year	No.	Yds.	Avg.	LG	TD	
1985	15	384	25.6	69	0	
1986	3	64	21.3	27	0	
1987	1	15	15.0	15	0	
1988	3	32	10.3	32	0	
1989	None					
1990	None					
1991	None					
Totals	22	495	22.5	69	0	

PUNT RETURNS						
Year	No.	FC	Yds.	Avg.	LG	TD
1985	8	10	53	6.6	13	0
1986	24	9	227	9.5	39	0
1987	14	2	88	6.3	15	0
1988	None					
1989	None					
1990	None					
1991	None					
Totals	46	21	368	8.0	39	0



Additional Stats: Rushing: 1985, 2-(-1), 11 Long; 1988, 2-12, 9 Long. Fumbles: 1985, 1; 1986, 5; 1988, 2; 1989, 1; 1990, 3; 1991, 2.



93 WAYNE MARTIN

Defensive End Year With Saints: 4 Year in NFL: 4

Ht: 6-5 Wt: 275 College: Arkansas

Born: October 26, 1965 at Forrest City, Arkansas

Joined Saints: Draft Choice No. 1, 1989

PRO: 19th player taken overall, and third defensive lineman in the 1989 draft behind Burt Grossman (San Diego) and Trace Armstrong (Chicago). Excellent athlete with speed and agility who has been timed at 4.92 in the 40-yard dash. Should be a part of Saints' defensive line for years to come. **1991** — Started all 16 games for first time in three-year career, opening at left end... third among defensive linemen with 22 tackles, led that group with three passes defended, second on the unit with 3.5 sacks (29.5 yards lost)... blocked a John Kidd punt at San Diego 11/17 that was returned 37 yards for a touchdown by Frank Warren... recorded a sack in playoff game vs. Atlanta 12/28. **1990** — Earned starting spot along defensive front in just his second season... opened the first seven contests at left end, where he recorded 25 tackles, three sacks and three passes defended... suffered a broken fibula vs. Detroit 10/28 and was inactive the following three weeks... came back and started the next four games at left end, but sustained a partial tear of the medial collateral ligament in his knee on the first series vs. Pittsburgh 12/16... spent the last two regular season games and the playoff contest at Chicago on injured reserve... tallied 30 tackles, four sacks, three passes defended and a forced fumble on the season. **1989** — Brought along slowly in rookie season, played in all 16 contests with increased action as the season wore on... tallied initial career sack in pro debut, vs. Dallas 9/10... made 18 stops on season, credited with three solo hits vs. Washington 10/1 and at Buffalo 12/10... 2.5 sacks were third among Saints' defensive linemen... batted down a pair of passes and recovered two fumbles... contract runs through 1992 with no option.

COLLEGE: Started final three seasons at defensive tackle, earning first team All-America accolades from The Sporting News, AP and UPI as a senior when he registered 13 sacks and 68 tackles, including 18 for losses... led the Razorbacks in sacks each season as a starter, ended career with 25.5 QB drops... holds degree in criminal justice.

PERSONAL: All-America, all-state and all-district tight end and defensive end at Cross County High School in Cherry Valley, Arkansas... was the Saints' recipient of the 1991 Ed Block Courage Award... brother, Jeff, is a former second-round draft choice of the NBA's Los Angeles Clippers, and now plays in the CBA... married (Gladys)... resides in Kenner... full name is Jerald Wayne Martin.

GAMES STARTED/PLAYED: (1989, 0/16); (1990, 11/11); (1991, 16/16). Totals 27/43.



Additional Stats: Fumbles Recovered: 1989, 2; 1991, 1. Passes Defensed: 1989, 2; 1990, 3; 1991, 3. Forced Fumbles: 1990, 1; 1991, 1. Blocked Kicks: 1991, 1 punt.

Year	Tkl	TACKLES		No.	Yards Lost
		Asst	Tot.		
1989	13	5	18	2.5	11
1990	24	6	30	4	31
1991	21	1	22	3.5	29.5
Totals	58	12	70	10	71.5



39 BRETT MAXIE

Safety Year With Saints: 8 Year in NFL: 8
Ht: 6-2 Wt: 194 College: Texas Southern
Born: January 13, 1962 at Dallas, Texas
Joined Saints: Free Agent, 1985

PRO: In seven seasons, has stood out in defensive sets as both a strong and free safety, and on special teams. Seventh on club's alltime interception list with 14 (220 yards). Tied with Jim Merlo for first spot with three interception returns for touchdowns. Has played in 107 games during career, one of only three defensive backs (Dave Waymer and Tommy Myers) to have played in 100 games with Saints. The senior member of the defensive backfield and the only holdover from the pre-Jim Mora era. Has missed only one game in career as a result of an injury (ankle, vs. Green Bay 9/14/86). **1991** — Started all 16 games at strong safety, along with Gene Atkins at FS (also 16 starts), formed a solid tandem at safety for second straight season... finished fifth on team tackle chart with 54, second among defensive backs... defended 10 passes on the year, fifth on club and second-highest figure in his career... returned an interception 31 yards for a touchdowns vs. Raiders 12/16, tying him with Jim Merlo for most career INT returns for TDs, also marked the third straight year in which he has done that... registered six tackles, came up with big fumble recovery late in game to preserve win vs. San Francisco 11/10... came up with an interception and two pass defensed in win over Tampa Bay 10/20... also recorded four tackles on special teams on the season. **1990** — Started all 16 contests in first full season at strong safety... finished in a four-way tie for team lead with two interceptions (88 yards), had Saints only return for a touchdown, a 50-yarder that sparked a 24-20 win at Rams 12/9... was awarded the game ball on defense in the Rams game as he also tallied six tackles and two passes defensed... tied for fourth with 73 tackles (58 solo), including a season-high 11 vs. Rams 12/31... continued to serve as key member of special teams. **1989** — Did not serve as a regular starter for first time in three seasons, but saw extensive action in nickel and dime schemes, and in short-yardage situations, became an important member of special teams unit... started two of the 16 games in which he participated (at Detroit 12/3 and vs. Indianapolis 12/24) as Saints began with six DBs... tied for team-lead among special teamers with 10 tackles, finished with 41 overall (35 solo)... tied for third on club with three intercep-



tions, defensed five passes and recovered a fumble... returned an interception 26 yards at New England 11/12 for first pro touchdown... picked off a Jim Kelly pass in final minute to seal outcome in Saints' 22-19 victory at Buffalo 12/10... tallied eight stops, including three on special teams at Rams 10/22. **1988** — Started all 16 games at free safety, the only Saints' DB to open every contest... had no interceptions, but came up with some key stops... second among Saints' backs with 78 tackles, 57 solo hits... defensed four passes, forced one fumble... tallied a career-high 16 tackles with 12 primary hits at Washington 11/6. **1987** — Started season as a spot player, but moved into the starting free safety position for game six, and kept it for the rest of the year... intercepted three passes, defensed a career-best 11... had 49 tackles, 36 solo stops... charged in to sack Bernie Kosar for a safety vs. Cleveland 9/13 in big Saints win to open season... had another sack in final game of season, vs. Green Bay 12/27. **1986** — Was used primarily in nickel and dime situations, had two interceptions on the season, recovered one fumble... had 48 total tackles, 37 solo... came up with first career interception at Indianapolis 10/12... exceptional as a special teamer, played at wideout position on punt team, made some spectacular hits. **1985** — Played in all 16 games, mainly on special teams, but saw much action as nickel back... started final game of the season at strong safety in place of injured Terry Hoage... tallied 37 tackles, 31 solo... recovered a fumble at Rams 11/3... contract expired in 1991, subject to developments.

COLLEGE: Lettered three years at Texas Southern... received degree in biology.

PERSONAL: Attended James Madison High School in Dallas... married (Angelia)... makes offseason home in Spring, Texas... full name is Brett Derrell Maxie.

GAMES STARTED/PLAYED: (1985, 1/16); (1986, 0/15); (1987, 10/12); (1988, 16/16); (1989, 2/16); (1990, 16/16); (1991, 16/16). Totals 61/107.

Year	TACKLES			INTERCEPTIONS		
	Tkl	Asst	Tot.	No.	Yds.	TD
1985	31	6	37	0	0	0
1986	37	11	48	2	15	0
1987	35	13	48	4	43	0
1988	57	21	78	0	0	0
1989	35	6	41	3	41	1
1990	58	15	73	2	88	1
1991	43	15	58	3	33	1
Totals	296	87	383	14	220	3

Additional Stats: Fumbles Recovered: 1985, 1; 1986, 1; 1989, 1; 1991, 1. Forced Fumbles: 1986, 1; 1987, 1; 1988, 1. Sacks: 1987, 2-17 yards, 1 safety. Passes Defensed: 1985, 1; 1986, 2; 1987, 11; 1988, 4; 1989, 5; 1990, 8; 1991, 10. Punt Returns: 1987, 1-12 yards.



25 FRED MC AFEE

Running Back Year With Saints: 2 Year in NFL: 2
Ht: 5-10 Wt: 193 College: Mississippi College
Born: June 20, 1968 at Meridian, Mississippi
Joined Saints: Draft Choice No. 6, 1991

PRO: The Saints third selection (6th round, 154th overall) in the 1991 draft. Possesses excellent quickness and strength. In addition to key role as a running back, Fred should also see added duty as a kick returner in 1992. **1991** — Spent first six games of the season on club's practice roster, activated 10/18... did not see action in backfield until the ninth game of the season, one week later broke loose for 61 yards on 16 carries in 10-3 win over San Francisco 11/10... led team in rushing with 494 yards and a 4.5 average per carry, the first rookie to lead the Saints in rushing since Rueben Mayes in 1986, and the second-highest figure by a rookie in the NFC in 1991... provided Saints with much-needed speed out of backfield... rushed for 138 yards on 28 carries, including his first NFL TD and a season-long 34 yard run in front of an ESPN audience vs. Atlanta 11/24... also ran for 90 yards, including a 12-yard TD, on 22 carries at San Francisco 12/1... rushed for 49 yards (14 atts.) returned four kickoffs for a 24.5-yard average, including a long of 39 in playoff game vs. Atlanta 12/28... is in the option year of his contract.

COLLEGE: Concluded career as the Gulf South Conference career rushing leader with 4,320 yards on 789 carries... set three school records as a senior with 248 attempts for 1,583 yards and 17 touchdowns... was one of three finalists for the Harlon Hill trophy, awarded to the best player in Division II... returned 45 kickoffs for a 23.6-yard average in collegiate career... also lettered as a sprinter on the Choctaw track team... holds degree in business.

PERSONAL: Was an all-district selection in football, track and basketball at Philadelphia (Miss.) High School... didn't play football until his senior year of high school, was the team manager until that point... married (Meshell)... resides in Kenner... full name is Fred Lee McAfee.

GAMES STARTED/PLAYED: (1991, 0/9).

Year	No.	RUSHING				No.	RECEIVING			TD
		Yds.	Avg.	LG	TD		Yds.	LG	TD	
1991	109	494	4.5	34	2	1	8	8	0	

Year	No.	KICKOFF RETURNS			LG	TD
		Yds.	Avg.	TD		
1991	1	14	14.0		14	0

Additional Stats: Fumbles: 1991, 2.



69 LES MILLER

Defensive End Year With Saints: 2 Year in NFL: 6
Ht: 6-7 Wt: 285 College: Ft. Hays St., Kansas
Born: March 1, 1965 at Arkansas City, Kansas
Joined Saints: Free Agent (Plan B), 1991

PRO: Signed with Saints as a Plan B free agent from San Diego during 1991 offseason. Originally signed as a free agent by the Saints in 1987, was released in final cut and signed by Chargers as a replacement player two weeks later. Has the ability to play at both the end spot and inside along defensive front. Tied with many others for NFL career mark for most touchdowns scored by recovery of opponents fumble (3).

1991 — Played in all 16 games in first season with Saints, tallied 13 tackles in action as part of Saints' rotating defensive line... only sack of season came against former team, at San Diego 11/17... also forced a fumble on the season... blocked a Norm Johnson 54-yard field goal attempt in playoff game vs. Atlanta 12/28. **1990** — Played in 14 games with 9 starts at nose tackle, spent the last two weeks of the season injured reserve with a back injury... finished year with a career-high 28 tackles (23 solo)... recovered a team-high three fumbles, including two for touchdowns (vs. Pittsburgh 10/7 and vs. Seattle 11/4), tied NFL record for most touchdowns scored by recovery of opponents fumbles in a season, 12 points led all Charger defenders... also recorded one sack. **1989** — Played in 15 contests, most in NFL career... registered 18 tackles... accounted for 2.5 sacks, all in the last four games... recorded 7 tackles and 1.5 sacks vs. Jets 12/3... majority of playing time came in short yardage situations. **1988** — Played in 13 games, primarily in short yardage situations... was hampered throughout season with an ankle injury, finished year with eight tackles.

1987 — Was a Pro Football Weekly all-rookie selection after being signed by Chargers for replacement games... earned starting spot at right end in week 7, but injured an ankle at Seattle in week 10 and spent the next four weeks on injured reserve... recovered fumble in end zone for a touchdown vs. Kansas City 10/25... picked up first career sack vs. Cleveland 11/1, notched two more following week at Indianapolis... contract runs through 1992 with no option.

COLLEGE: Played two years at Kansas State before transferring to Ft. Hays State, where he earned NAIA all-conference accolades both seasons... majored in hotel and restaurant management.

PERSONAL: Attended Arkansas City (Kansas) High School where he was an all-state lineman and heavyweight wrestler... married (Stephanie) with daughter (Taryn 4/10/91)... is an avid hunter... lives in Arkansas City during offseason... full name is Leslie Paul Miller.

GAMES STARTED/PLAYED: (1987, 4/9); (1988, 0/13); (1989, 0/15); (1990, 9/14); (1991, 0/16). Totals 13/67. Totals with Saints 0/16.



Year	TACKLES			SACKS	
	Tkl	Asst	Tot.	No.	Yards Lost
1987 (San Diego)	21	0	21	3	19
1988 (San Diego)	6	2	8	None	
1989 (San Diego)	15	3	18	2.5	20
1990 (San Diego)	23	5	28	1	6
1991	10	3	13	1	9
Totals	75	13	88	7.5	54

Additional Stats: Fumbles Recovered: 1987, 2-1 TD; 1989, 1; 1990, 3-1 yard, 2 TDs. Forced Fumbles: 1987, 1; 1991, 1. Passes Defensed: 1987, 1.



51 SAM MILLS

Linebacker Year With Saints: 7 Year in NFL: 7
Ht: 5-9 Wt: 225 College: Montclair State
Born: June 3, 1959 at Neptune, New Jersey
Joined Saints: Free Agent, 1986

PRO: Originally signed as free agent in 1981 with Cleveland, was released. Went to Canadian Football League, signed with Toronto later that season. Went to USFL Philadelphia Stars and Jim Mora in 1982, played there three seasons, was the Stars' leading tackler every year. Pro Bowl participant following 1987, 1988 and 1991 seasons. Has started all but six games (3 in 1986, 2 in 1990) since his arrival in New Orleans. Signal-caller on defense, teams with up with Vaughan Johnson to give Saints most formidable middle ever. Makes up for lack of size with aggressiveness, quickness and intelligence. **1991** — Chosen to his third Pro Bowl, his first as a starter...also selected to Pro Football Weekly all-NFL squad, Sports Illustrated's all-Pro squad, College and Pro Football Newsweekly all-Pro team, Football Digest all-Pro team, Pro Football Writers all-Pro team and The Sporting News all-Pro team, was a second-team all-Pro by AP...led team in tackles for third straight year, recording 102...was named NFC Defensive Player-of-the-Month for September when he made 41 tackles, intercepted the first two passes of his career, defensed three passes, forced a fumble and had a sack...defensed a career-high eight passes on season, including a pair vs. Chicago 10/27...first NFL interception halted a Chiefs drive late in game to preserve 17-10 win at Kansas City 9/8...only sack of year came vs. Rams 9/15...tallied a season-high 13 tackles vs. Seattle 9/1, registered 11 stops, an interception, a pass defensed and a forced fumble in 26-0 win over Minnesota 9/22...amassed five tackles, a pass defensed, a forced fumble and a fumble recovery in 10-3 win over San Francisco 11/10...underwent arthroscopic knee surgery following the season. **1990** — Was team's top tackler for second consecutive season, with 112 (101 solo)...also registered half a sack, three passes defensed, a fumble recovery and two forced fumbles...started 14 of 16 contests, the two he did not open [at Houston 10/21, vs. Detroit 10/28], the Saints started in dime package...recorded a season-high 11 tackles vs. Pittsburgh 12/16...turned in 10-tackle efforts at Minnesota 9/16 and at Houston 10/21...was awarded the game ball on defense in 10-7 win over Atlanta 11/25 when he tallied five tackles and knocked down a pass...was credited with a game-high 12 tackles in playoff game at Chicago 1/6. **1989** — First



time in three years he was not selected to the Pro Bowl, but led the team in tackles with 95 (80 solo)...recorded first career sack at Tampa Bay 9/24, also accounted for sacks vs. Rams 11/26 and at Detroit 12/3...tallied 11 tackles with a season-high 9 solo vs. Washington, 10/1, also turned in 11 (8 solo) following week vs. San Francisco...defensed two passes, forced two fumbles and recovered a fumble on season...did not start in season finale vs. Indianapolis as Saints opened with dime defense, broke personal string of 56 straight starts. **1988** — Named to his second Pro Bowl post following season after finishing second on team in total tackles with 105...recovered three fumbles on the season...had 14 stops at Washington, 11/6, and 11 vs. Rams 10/30. **1987** — Made first Pro Bowl appearance, started all 12 games in the middle of the Saints defense...fourth on team tackle chart with 58...also in the right place at the right time, recovered three fumbles on the season...was the focal point on a big hit that kept Pittsburgh out of the end zone late in the game 11/29 to preserve 20-16 Saints win, and claim the team's first-ever winning season. **1986** — Came to Saints during training camp following USFL breakup, started final 13 games of season at inside linebacker...ended season second on team tackle chart with 92...had 11 total tackles vs. Rams 11/9 when Saints held Eric Dickerson to 57 yards rushing, only eight in second half, in 6-0 victory...turned in 13 tackle effort at Rams 11/23, and 12 tackle performance vs. Miami, 12/7...contract runs through 1993 with no option.


COLLEGE: Captain junior and senior seasons...Kodak Division II all-America 1980...New York Times all-East selection as senior, also named all-East Defensive Player of the Year...holds degree in industrial technology.

PERSONAL: Attended Long Branch (N.J.) High School...taught photography at East Orange (N.J.) High School before joining Stars...has worked with Benson Management Company as a dealership trainee with designs of owning or managing a car dealership following football career...for the second straight year, held a one-day, charity football camp, proceeds which went to benefit the Boys and Girls Club of New Orleans...married (Melanie) with two sons (Sam III 5/20/78 and Marcus 6/16/83) and daughter (Larissa 3/15/83)...family lives in Kenner...full name is Samuel Davis Mills, Jr.

GAMES STARTED/PLAYED: (1986, 13/16); (1987, 12/12); (1988, 16/16); (1989, 15/16); (1990, 14/16); (1991, 16/16). Totals 86/92.

Year	TACKLES		
	Tkl	Asst	Tot.
1986	69	23	92
1987	41	17	58
1988	77	28	105
1989	80	15	95
1990	101	11	112
1991	79	23	102
Total	447	117	564

Additional Stats: Sacks: 1989, 3-19 yards; 1990, 0.5-2 yards; 1991, 1-7 yards. Fumbles Recovered: 1986, 1; 1987, 3; 1988, 3; 1989, 1; 1990, 1; 1991, 3. Forced Fumbles: 1986, 1; 1987, 1; 1989, 2; 1990, 2; 1991, 2. Passes Defensed: 1986, 4; 1987, 2; 1988, 2; 1989, 2; 1990, 3; 1991, 8. Interceptions: 1991, 2-13 yards.



35 BOBBY MORSE

Running Back Year With Saints: 4 Year in NFL: 5
Ht: 5-10 Wt: 213 College: Michigan State
Born: October 3, 1965 at Muskegon, Michigan
Joined Saints: Free Agent, 1989

PRO: Drafted by Philadelphia in the 12th-round in 1987. Originally joined in Saints in 4/24/89 trade with Eagles for Saints #11 pick in the 1990 draft. Released by the Saints 9/5/89, re-signed 9/22, released 11/10, signed by San Francisco 11/22, released by the 49ers 11/27, re-signed by the Saints 11/30. Has become a crowd favorite with his desire and intensity. **1991** — Played in the first six games of the season, primarily on special teams, where he returned one punt for two yards and one kickoff for 21 yards...also tallied two tackles and rushed three times for seven yards...suffered torn anterior cruciate ligament in knee at Philadelphia 10/13, spent the final ten weeks on injured reserve. **1990** — Played in 10 games, all on special teams...suffered a broken forearm late in game at Washington 11/18 and spent the remainder of the season on injured reserve...tied for fifth on club with five stops on special teams...brought back eight punts for a team-high 11.9-yard average, returned four kickoffs for a 14-yard norm. **1989** — Released in final cut, 9/4, re-signed 9/22...played in seven contests in first stint, mostly on special teams...ran for 39 yards on a fake punt vs. Washington, 10/1...returned kickoff for 25 yards at San Francisco, 11/6, released 11/10, signed by 49ers and released later that week...re-signed by Saints 11/30...in first game back, returned a kickoff 99 yards for a score at Detroit, 12/3, the first Saint to do that since Mel Gray in 1986...the return was also the second longest in club history (101, Mel Gray at San Francisco 9/21/86)...took over punt return duties for final three games...ended season as a vital member of the special teams where he co-led the team with 10 tackles, including three vs. Eagles in Monday night win, 12/18. **1988** — Sat out season. **1987** — Drafted in the 12th round by the Eagles, made the team as a reserve running back and kick returner...played in 11 contests with no starts, returned 24 kicks for 386 yards (16.1) and 20 punts for 121 yards (6.1)...carried the ball six times for 14 yards and caught one pass for eight yards...made 15 stops on special teams and also recovered a fumble...contract expired in 1991, subject to developments.

COLLEGE: Spent majority of career blocking for Houston's Lorenzo White...finished career with 651 yards rushing on 161 carries (4.0) and nine TDs, including 398 yards as a senior...caught 102 passes for 723 yards and three TDs in his career...in four years as a punt returner, never called a fair catch or fumbled a punt...ran back a punt 87 yards for a score against Michigan in 1984...an honorable mention all-Big Ten choice in 1984 and 1986...earned degree in advertising.

PERSONAL: A two-time all-state selection at Muskegon (Mich.) Catholic Central High School, also lettered in basketball and track...single...lives in New Orleans.

GAMES STARTED/PLAYED: (1987, 0/11); (1988, 0/0); (1989, 0/11); (1990, 0/10); (1991, 0/6). Totals 0/38. Totals with Saints 0/27.



Year	RUSHING					KICKOFF RETURNS			
	No.	Yds.	Avg.	LG	TD	No.	Avg.	LG	TD
1987 (Phil.)	6	14	2.3	7	0	24	16.1	28	0
1989	2	43	21.5	39	0	10	27.8	99t	1
1990	None					4	14.0	18	0
1991	3	7	2.3	8	0	1	21.0	21	0
Totals	11	64	5.8	39	0	39	19.0	99t	1

Year	No.	PUNT RETURNS			LG	TD
		FC	Yds.	Avg.		
1987 (Phil.)	20	13	121	6.1	23	0
1989	10	1	29	2.9	16	0
1990	8	1	95	11.9	18	0
1991	1	0	2	2.0	2	0
Totals	39	15	247	6.3	23	0

Additional Stats: Receiving: 1987, 1-8 yards. Fumbles Recovered: 1987, 1; 1989, 1. Fumbles: 1990, 1.



86 PATRICK NEWMAN

Wide Receiver Year With Saints: 2 Year in NFL: 2
Ht: 5-11 Wt: 189 College: Utah St.
Born: September 10, 1968 at Memphis, Tennessee
Joined Saints: Free Agent (Plan B), 1991

PRO: Originally drafted in the 10th round by Minnesota in 1990 (249th overall). Signed by the Saints as a Plan B free agent during 1991 offseason. **1991** — Spent first nine weeks of season on practice roster, activated 11/9 and played in each of the final seven contests, primarily on special teams...caught three passes for 33 yards, all at San Francisco 12/1 when Saints were with only four healthy wide receivers...also recorded three tackles on special teams...contract runs through 1992 with no option.

COLLEGE: Was a three-year starter for the Aggies, finished as the school's second alltime leading receiver with 145 catches for 2,221 yards and 17 touchdowns...was a second-team all-Big West Conference selection his final two years...majored in sociology.

PERSONAL: Was an all-league and all-state wide receiver and safety at Lincoln Senior High School in San Diego, California...resides in San Diego during offseason with wife (Sherida) and son (Patrick Marquis)...full name is Edward Patrick Newman.

GAMES STARTED/PLAYED: (1991, 0/7).

Year	No.	RECEIVING			LG	TD
		Yds.	Avg.			
1991	3	33	11.0		14	0



45 STAN PETRY

Cornerback Year With Saints: 1 Year in NFL: 4
Ht: 5-11 Wt: 180 College: Texas Christian
Born: August 14, 1966 at Alvin, Texas
Joined Saints: Free Agent, 1991

PRO: Selected by Kansas City in the fourth round (88th overall) of the 1989 draft. Signed by the Saints as a free agent 12/9/91. **1991** — Played the first two games of the season with the Chiefs where he had one tackle, was waived 9/10...signed by the Saints 12/9 following season-ending injury to Toi Cook...saw extended action on defense vs. Phoenix 12/22, when he accounted for an interception, two passes defended and two tackles. **1990** — Participated in all 16 games, including two starts when Chiefs opened with six defensive backs...tied for second on club with three interceptions...registered 21 tackles on the year, including nine on special teams...returned first career interception 33 yards for a touchdown, at Green Bay 9/23. **1989** — Played in all 16 contests in rookie season, tallied 19 tackles, including 11 on special teams...also defended four passes and had 1/2 a sack...got a hand on a Greg Montgomery punt vs. Houston 11/26...contract runs through 1992.

COLLEGE: Played every position in the TCU secondary during his four years...also saw some playing time at wide receiver...picked off five passes, including four during his senior season, for the Horned Frogs...majored in

PERSONAL: Selected to Texas Football, Star-Telegram, Dallas Morning News, Houston Chronicle and Houston Post Top 30 lists as a senior at Willowridge High School in Fort Bend, Texas, where he played quarterback and defensive back...also lettered in basketball and track, and was regarded as one of the state's top performers in the 400-meter dash...single...makes home in Manuel, Texas...full name is Stanley Edward Petry.

GAMES STARTED/PLAYED: (1989, 0/16); (1990, 2/16); (1991, 0/4). Totals 2/36. Totals with Saints 0/2.

Year	TACKLES			INTERCEPTIONS		
	Tkl	Asst	Tot.	No.	Yds.	TD
1989 (Kansas City)	16	3	19	None		
1990 (Kansas City)	17	4	21	3	33	1
1991 (K.C./N.O.)	3	0	3	1	4	0
Totals	36	7	43	4	37	1

Additional Stats: Passes Defensed: 1989, 4. 1990, 4. 1991, 2. Sacks: 1989, 1/2-8 yards.



20 ALLEN PINKETT

Running Back Year With Saints: 1 Year in NFL: 7
Ht: 5-9 Wt: 196 College: Notre Dame
Born: January 25, 1964 at Washington, D.C.
Joined Saints: Trade (Houston), 1992

PRO: Originally drafted in the third round (14th running back, 61st overall) of the 1986 draft. Traded to New Orleans 1/28/92 for a fifth-round pick in the 1992 draft. Stands in sixth spot on the Oilers' alltime rushing list with 2,324 yards (561 atts.). **1991** — Put together finest season as a pro, started all 16 games for initial time, led team with 720 yards rushing (12th in AFC) and nine touchdowns on 171 attempts...also caught 29 passes for 228 yards and a score...opened season with back-to-back 100-yard rushing games, 26-144, 1 TD vs. Raiders 9/1 and 21-101, 1 TD at Cincinnati 9/8...rushed for 98 yards and a pair of scores on 16 carries vs. Pittsburgh 12/8...also brought back 26 kickoffs for a 19.5-yard average and a long of 41 on the year. **1990** — Finished second on club with 268 yards rushing on 66 carries...also caught 11 passes for 85 yards and returned four kickoffs for a 22.8-yard average...only season in NFL career he has not scored a touchdown...led team in rushing on three occasions, was inactive vs. Cleveland 12/9 due to lymph infection. **1989** — Started six (first 6) of the 16 games in which he played, was second on team with 449 yards rushing and a touchdown on 94 carries, including a club-high 4.8 average per carry...led Houston running backs, fifth on team, with 31 receptions for 239 yards and a TD...led team in rushing five times, including a season-best 70 yards on just six carries, including a career-long 60-yard run at Chicago 10/15...hauled in a career-best seven receptions (55 yards) at San Diego 9/17...accounted for both touchdowns of year, a 10-yard run and 2-yard catch, vs. Miami 10/1. **1988** — Second on club with 513 yards rushing and seven touchdowns on 122 attempts...tied for lead among running backs with 12 catches for 114 yards and two scores...picked up 78 yards and three touchdowns on 20 carries vs. Raiders 9/11...scored three times (2 receiving), including one on a career-long 51-yard reception, two weeks later, vs. New England...also rushed for 70 yards on 14 carries, and caught passes for a career-high 73 yards and was named AFC Offensive Player-of-the-Week in that outing...led team with 95 yards rushing and a TD on 17 carries in Houston's two playoff contests. **1987** — Played in just eight games, suffered a separated shoulder vs. Atlanta 10/25, spent the next four games on injured reserve...rushed for a season-high 53 yards on 11 carries vs. San Diego 12/6. **1986** — Played in all 16 games during rookie season, started the final three in place of an injured Mike Rozier (knee)...second on team with 225 yards rushing and two touchdowns on 77 attempts...led running backs, third overall, with a career-high 35 receptions for 248 yards and a TD...also returned 26 kickoffs for a 20-yard average, including a career long of 48 yards vs. Pittsburgh 9/28...scored first NFL touchdown, a 4-yard catch, vs. Indianapolis 12/23, first rushing TD was a 1-yard run vs. Minnesota 12/14...contract expired in 1991, subject to developments.

COLLEGE: Was a three-time all-America at Notre Dame, where he finished his career as the Irish's alltime leading rusher with 4,131 yards and 49 touchdowns on 889 carries...also caught 73 passes for 774 yards and three touchdowns in his four



years... 20 total points ranks first on school's alltime list... owned 19 different Notre Dame records when he graduated... finished eighth in Heisman Trophy balloting as a senior when he ran for 1,100 yards and 11 TDs on 255 attempts... played in Blue-Gray game and Japan Bowl... holds degree in marketing.

PERSONAL: Attended Parkview High School in Sterling, Virginia where he lettered in football, track and basketball... was an all-state selection as a running back his junior and senior seasons... was a member of the National Honor Society... is an avid reader and golfer... is the cousin of New York Giants' defensive end Eric Dorsey... married (Joanne) with daughter (Jessica 5/12/91)... family resides in Houston... full name is Allen Jerome Pinkett.

GAMES STARTED/PLAYED: (1986, 3/16); (1987, 0/8); (1988, 2/16); (1989, 6/16); (1990, 0/15); (16/16). Totals 27/87.

Year	No.	Yds.	RUSHING			No.	Yds.	RECEIVING		TD
			Avg.	LG	TD			LG	TD	
1986 (Houston)	77	225	2.9	14	2	35	248	20	1	
1987 (Houston)	31	149	4.8	22	2	1	7	7	0	
1988 (Houston)	122	513	4.2	27	7	12	114	51t	2	
1989 (Houston)	94	449	4.8	60	1	31	239	23	1	
1990 (Houston)	66	268	4.1	19	0	11	85	38	0	
1991 (Houston)	171	720	4.2	32	9	29	228	36t	1	
Totals	561	2324	4.1	60	21	119	921	51t	5	

Year	No.	Yds.	Avg.	LG	TD
1986 (Houston)	26	519	20.0	48	0
1987 (Houston)	17	322	18.9	30	0
1988 (Houston)	7	137	19.6	29	0
1989 (Houston)	None				
1990 (Houston)	4	91	22.8	28	0
1991 (Houston)	26	508	19.5	41	0
Totals	80	1577	19.7	48	0

Additional Stats: Punt Returns: 1986, 1-(-1 yards), 2 FC. Fumbles: 1987, 1; 1988, 2; 1989, 1; 1990, 0; 1991, 2.

SAINTS DRAFT TRIVIA

In 26 college drafts (1967-92), the Saints have selected 384 players from 147 different colleges and universities.

BY POSITIONS: 58 running backs, 50 linebackers, 46 wide receivers, 42 cornerbacks, 32 guards, 29 safeties and tackles, 28 defensive ends, 21 defensive tackles, 20 tight ends, 13 quarterbacks, 8 centers, 5 punters and 3 kickers.

BY COLLEGE: 11 from Southern Cal; 8 from Michigan, Missouri, Nebraska, Oklahoma and *Tulane; 7 from Notre Dame; 6 from LSU and Tennessee; 5 from Colorado, Florida, Georgia, Houston, Minnesota, Mississippi, Ohio State, Pittsburgh, San Diego State, Southern, Tulsa, Virginia, West Virginia and Washington State.

*Bart Graves (1971), Steve Barrios (1972), Rusty Lachaussee (1972), Tommy Thibodeaux (1974), Mike Truax (1974), Charles Hall (1975), Marvin Lewis (1982), Treg Songy (1985).



70 CHRIS PORT

Guard/Tackle Year With Saints: 2 Year in NFL: 2
Ht: 6-5 Wt: 290 College: Duke
Born: November 2, 1967 at Wanaque, New Jersey
Joined Saints: Draft Choice No. 12, 1990

PRO: Selected in 12th round (320th overall in the 1990 draft). Has the versatility to play both tackle and guard spots. Is a solid pass protector. **1991** — With injuries to right guards Steve Trapilo and Derek Kennard, Chris proved to be a valuable asset and pleasant surprise... dressed but did not play in the first two games of the season, saw brief action in third contest... learned on-the-job, exhibited good techniques and an understanding of the system... assumed duties as starting right guard for fourth game, vs. Minnesota 9/22, following injury to Kennard, opened at that spot the next 11 weeks... left game early vs. San Francisco 11/10 with shoulder injury, came back to start following week... sprained an ankle at Dallas 12/8, did not start but saw limited action in the final two regular season contests... started at RG in the playoff game vs. Atlanta 12/28. **1990** — Released in final cut, signed to the practice roster 10/1 where spent the remainder of the season... is in the option year of his contract.

COLLEGE: A four-year starter for the Blue Devils, started 43 of the 44 games in which he played at left tackle... a first-team all-Atlantic Coast Conference pick as a senior when he graded out at 90% in all 11 games... played in Senior Bowl and Hula Bowl... holds degree in history.

PERSONAL: Was an all-state choice at Don Bosco Prep in Wanaque, New Jersey... member of state championship teams as a sophomore and junior... served as a spokesman for the Boys and Girls Club of New Orleans... married (Adrienne)... lives in New Orleans... full name is Christopher Charles Port.

GAMES STARTED/PLAYED: (1991, 11/14).



55 SCOTT ROSS

Linebacker Year With Saints: 2 Year in NFL: 2
Ht: 6-1 Wt: 235 College: USC
Born: December 7, 1968 at El Toro, California
Joined Saints: Draft Choice No. 11, 1991


PRO: Selected in the 11th round (293rd overall) of the 1991 draft. Exhibits tremendous desire and determination on the field. **1991** — Released in the final cut 8/26, signed to practice roster 8/28, activated to 47-man roster 8/31... played on special teams in season-opener, vs. Seattle 9/1... was waived on 9/11 and re-signed 10/23... played in three games after that, all on special teams where he accounted for a tackle vs. Chicago 10/27... was waived and re-signed to practice squad 11/11 where he spent the remainder of the season... contract runs through 1992.



COLLEGE: A three-year starter at inside linebacker for the Trojans, where he was named an all-PAC 10 Conference first team choice all three seasons...registered 382 tackles, including 25 for loss, in his four years...was one of ten semifinalists for the Dick Butkus Award as a senior, when he was cited as USC's Defensive Player-of-the-Year...played in the East-West Shrine Game and the Hula Bowl...majored in business.

PERSONAL: Was an all-state, all-CIF Conference, South Coast League Defensive Player-of-the-Year, All-Orange County first teams and USA Today All-USA honorable mention choice at El Toro (California) High School...single...lives in Pacific Beach, California during offseason.

GAMES STARTED/PLAYED: (1991, 0/4).



83 GREG SCALES

Tight End Year With Saints: 4 Year in NFL: 4

Ht: 6-4 Wt: 253 College: Wake Forest

Born: May 9, 1966 at Winston-Salem, North Carolina

Joined Saints: Draft Choice No. 5a, 1988

PRO: Big tight end with 4.6 speed. The Saints first pick (3rd overall) in the fifth round of the 1988 draft, a choice obtained from Kansas City in the Jack Del Rio trade. **1991** — Appeared ready to break out and turn in a fine season, caught three passes for 23 yards in the first two contests, but a knee injury during practice 9/11 ended his season...placed on injured reserve 9/14 where he spent the remainder of the year...was working as part of the practice roster with hopes of returning, but was admitted to the hospital 11/22 with a blood clot in his lung, should be ready to go at 100% for 1992. **1990** — Played primarily in two and three tight end formations and on special teams...hauled in eight passes for 64 yards and a touchdown...lone score was a 5-yarder at San Francisco 12/23, both career TDs have been accounted for at Candlestick Park...tied for fifth on club with five stops on special teams. **1989** — Saw his role in the Saints' offense expanded, started four games overall, including the first three as part of a two tight end formation...finished the year with eight receptions for 89 yards...hauled in a career-high three passes for 30 yards at Green Bay 9/17...caught a career-long 26-yarder at New England 11/12...continued to play regularly on special teams...spent the final two weeks of the season on injured reserve with a hamstring injury. **1988** — In what was, effectively, his first season of competition in two years, Greg caught two passes for 20 yards and one touchdown...used primarily on special teams...played 12 games and was inactive one week...saw increased action at tight end as the season progressed...caught a pass for 14 yards at Rams 11/13, and a six yard TD pass at San Francisco 12/11...contract runs through 1992 with no option.

COLLEGE: Was tabbed as the third rated tight end on the Sporting News' preseason draft poll in 1987, but was ruled academically ineligible during the season and played in just three games...started for Demon Deacons as a wide receiver but was moved to tight end for junior season...finished at Wake Forest with 62 receptions for 828 yards and 13 TDs, including 34 for 475 yards and six TDs in his initial season at tight end...majored in history education.



PERSONAL: Attended East Forsyth High School in Winston-Salem, N.C., where he lettered in both football and basketball...single...resides in Winston-Salem during offseason...full name is Gregory Denard Scales.

GAMES STARTED/PLAYED: (1988, 0/12); (1989, 4/14); (1990, 0/16); (1991, 1/2). Totals 5/44.

Year	No.	RECEIVING			LG	TD
		Yds.	Avg.			
1988	2	20	10.0	14	1	
1989	8	89	11.1	26	0	
1990	8	64	8.0	20	1	
1991	3	23	7.7	14	0	
Totals	21	173	8.2	26	2	



99 JOEL SMEENGE

Linebacker Year With Saints: 3 Year in NFL: 3

Ht: 6-5 Wt: 250 College: Western Michigan

Born: April 1, 1968 at Holland, Michigan

Joined Saints: Draft Choice No. 3, 1990

PRO: The 71st player selected in the 1990 draft, the second of four defensive linemen taken by the Saints. **1991** — Went to training camp as a defensive end, was converted to outside linebacker during camp...saw limited duty at that spot, played regularly on special teams unit where he tallied two tackles...was inactive vs. Atlanta 11/24, dressed but did not play at Dallas 12/8. **1990** — Saw limited action in rookie season, played primarily in passing situations, accounted for one tackle...majority of playing time came as a special teamer where he served on field goal defense unit...is in the option year of his contract.

COLLEGE: Finished four-year career with 37 sacks, set school records for caused fumbles (18) and tackles for loss (66)...was the first player in MAC history to garner all-conference honors three straight years...an honorable mention all-America as a senior when he tallied 14 sacks...majored in criminal justice.

PERSONAL: Was an honorable mention all-State choice and Athlete-of-the-Year as a senior at Hudsonville High School in Grand Rapids, Michigan...lettered in football, basketball and track...single...spent offseason in Jenison, Michigan...full name is Joel Andrew Smeenge.

GAMES STARTED/PLAYED: (1990, 0/15); (1991, 0/14). Totals 0/29.

Year	TACKLES		
	Tkl	Asst	Tot.
1990	1	0	1
1991	2	0	2
Totals	3	0	3

Additional Stats: Fumbles Recovered: 1991, 1.



30 CEDRIC SMITH

Running Back Year With Saints: 2 Year in NFL: 3
Ht: 5-10 Wt: 223 College: Florida
Born: May 27, 1968 at Enterprise, Alabama
Joined Saints: Free Agent, 1991

PRO: Selected in the fifth-round (20th running back, 131st overall) of the 1990 draft by Minnesota. **1991** — Released by Vikings in training camp, signed as a free agent by New Orleans 11/6, waived 11/9, re-signed 11/11...played in six games, all on special teams, recorded a pair of tackles. **1990** — Played in 15 games with one start (vs. Green Bay 10/28) at fullback for Vikings...rushed nine times for 19 yards on season...majority of playing time came on special teams where he registered three tackles...contract runs through 1992.

COLLEGE: Was a three-year starter and four-year letterman for the Gators, spent most of his career blocking for Dallas' Emmitt Smith...finished career with 398 yards rushing and four touchdowns on 102 carries...was named to the SEC all-Academic team in each of his final three seasons...earned degree in rehabilitative counseling.

PERSONAL: Attended Enterprise (Ala.) High School...was chosen as the team's MVP, all-county and second-team all-state fullback as a senior...also lettered in basketball...cousin, Lance Smith, plays guard for the Phoenix Cardinals...married (Nicole)...lives in Eden Prairie, Minnesota...full name is Cedric Delon Smith.

GAMES STARTED/PLAYED: (1990, 1/15); (1991, 0/6). Totals 1/21. Totals with Saints 0/6.

Year	RUSHING					RECEIVING			
	No.	Yds.	Avg.	LG	TD	No.	Yds.	LG	TD
1990 (Minnesota)	9	19	2.1	7	0	None			
1991	None					None			
Totals	9	19	2.1	7	0	0	0	0	0

Additional Stats: Kickoff Returns: 1990, 1-16 yards. Forced Fumbles: 1991, 1.

NEW ORLEANS SAINTS ON MONDAY NIGHT FOOTBALL (5-8)

Sep. 25, 1972 — Kansas City 20, New Orleans 17, at New Orleans (70,793)
 Sep. 24, 1973 — Dallas 40, New Orleans 3, at Dallas (52,715)
 Nov. 25, 1974 — Pittsburgh 28, New Orleans 7, at New Orleans (71,907)
 Dec. 3, 1979 — Oakland 42, New Orleans 35, at Superdome (65,541)
 Nov. 24, 1980 — L.A. Rams 27, New Orleans 7, at Superdome (53,448)
 Nov. 21, 1983 — N.Y. Jets 31, New Orleans 28, at Superdome (68,606)
 Nov. 19, 1984 — New Orleans 27, Pittsburgh 24, at Superdome (66,005)
 Oct. 3, 1988 — New Orleans 20, Dallas 17, at Superdome (68,474)
 Nov. 6, 1989 — San Francisco 31, New Orleans 13, at S.F. (60,667)
 Dec. 18, 1989 — New Orleans 30, Philadelphia 20, at Superdome (59,218)
 Sep. 10, 1990 — San Francisco 13, New Orleans 12 at Superdome (68,629)
 Dec. 31, 1990 — New Orleans 20, L.A. Rams 17 at Superdome (68,647)
 Dec. 16, 1991 — New Orleans 27, L.A. Raiders 0 at Superdome (68,625)



33 ERNEST SPEARS

Safety Year With Saints: 2 Year in NFL: 2
Ht: 5-11 Wt: 192 College: USC
Born: November 6, 1967 at Oceanside, California
Joined Saints: Free Agent, 1992

PRO: Originally the second of two 10th-round picks in the 1990 draft (267th overall). Was released in final cut, 8/26/91, was out of football for all of last season. Attended camp briefly with Orlando of the World League this year. **1990** — Played in all 16 games, finished in a tie for third with seven stops on special teams unit...played only one down on defense during regular season...contract runs through 1992.


COLLEGE: Was an honorable mention all-PAC 10 choice as a senior when he accounted for 65 tackles and two interceptions...started every game his final two years at run support cornerback...played behind Chicago's Mark Carrier his sophomore season...was also an outfielder on the Trojan baseball squad...holds degree in communications, has interned at KNBC-TV in Los Angeles.

PERSONAL: Earned all-league honors as a defensive back and cornerback in football, and as a pitcher in baseball at El Camino High School in Oceanside, California...single...full name is Ernest Phillip Spears...resides in Los Angeles.

GAMES STARTED/PLAYED: (1990, 0/16).

NEW ORLEANS SAINTS IN OVERTIME GAMES (2-6)

Nov. 13, 1977 — San Francisco 10, New Orleans 7, at Superdome (Ray Wersching 33-yard FG)
 Sep. 2, 1979 — Atlanta 40, New Orleans 34, at Superdome (James Mayberry 6-yard INT ret.)
 Dec. 7, 1980 — San Francisco 38, New Orleans 35, at Candlestick Park (Ray Wersching 36-yard FG)
 Sep. 18, 1983 — New Orleans 34, Chicago 31, at Superdome (Morten Andersen 41-yard FG)
 Dec. 11, 1983 — New Orleans 20, Philadelphia 17, at Veterans Stadium (Morten Andersen 50-yard FG)
 Oct. 21, 1984 — Dallas 30, New Orleans 27, at Texas Stadium (Rafael Septien 41-yard FG)
 Nov. 26, 1989 — L.A. Rams 20, New Orleans 17, at Superdome (Mike Lansford 31-yard FG)
 Nov. 24, 1991 — Atlanta 23, New Orleans 20, at Superdome (Norm Johnson 50-yard FG)



56 PAT SWILLING

Linebacker Year With Saints: 7 Year in NFL: 7

Ht: 6-3 Wt: 242 College: Georgia Tech

Born: October 25, 1964 at Toccoa, Georgia

Joined Saints: Draft Choice No. 3b, 1986

PRO: After six seasons, is second on the Saints' alltime list with 66 quarterback sacks (562 yards lost). Selected with choice from Indianapolis in trade of first-round draft choices. Has been chosen to play in the last three AFC-NFC Pro Bowls. Has accumulated 44.5 sacks over the last three years, most in the NFL during that span. **1991** — Turned in his best season as a pro, registered an NFL-high 17 sacks (139 yards lost), breaking his own club record of 16.5 he set in 1989 and marking the fifth straight year in which he has led the club in sacks... was selected to his third straight Pro Bowl, his first as a starter... also was chosen as Associated Press NFL Defensive Player-of-the-Year, Football Digest NFL Defensive Player, The Sporting News all-Pro, Football News all-NFC, Pro Football Writers all-Pro, UPI all-NFC, College and Pro Football Newsweekly all-Pro, Sports Illustrated all-Pro and Pro Football Weekly all-NFL... also received George Halas Award as the Newspaper Enterprise Association Defensive Player-of-the-Year... started all 16 games at ROLB, finished third on the team tackle chart with 60... was named NFC Defensive Player-of-the-Week when he accounted for three sacks, a pass defended and a key sack that halted a scoring drive at Rams 11/3... scored his first career touchdown when he picked off a Dave Krieg pass and raced 39 yards in season-opener, vs. Seattle 9/1... tallied 2.5 sacks and two forced fumbles defended in a defensive effort that yielded only six points (2 FGs) and 204 yards at Philadelphia 10/13... led team with a career-high six forced fumbles... recorded a pair of sacks vs. Tampa Bay 10/20 and vs. San Francisco 11/10... had a sack in all but four games, had two sacks in a game four times, and 13 times in his career. **1990** — Picked to participate in his second straight Pro Bowl after leading club and finishing in a tie for fifth in the NFC with 11 sacks... started all 16 contests at ROLB... tied a club-record (Rickey Jackson, twice) when he tallied four sacks vs. Tampa Bay 11/11, the most by a player in the NFC in 1990... finished with 63 tackles (52 solo), including a career-best 9 (5 solo) at Houston 10/21... also defended a pass and forced a team-high four fumbles on the season... had a key sack of Jim Everett on game's final series that helped preserve Saints' 24-20 victory at Rams, 12/9... also selected second team AP All-Pro, second team UPI All-NFC and Football News NFC All-Pro. **1989** — Selected to play in first Pro Bowl by NFC Coach John Robinson... did not start opening game vs. Dallas after signing just a week before... started last 15 games of season at ROLB spot... tallied a club-record 16.5 sacks, all coming in the final 12 contests... turned in back-to-back three sack efforts at Rams (10/22) and vs. Atlanta (10/29)... also credited with four tackles, a pass defended and a pair of forced fumbles in the Atlanta affair and was named NFC Defensive Player-of-the-Week for his achievements... recorded a season-high 3.5 sacks, in addition to a season-best six tackles at Atlanta 11/19 when he was cited as NFC Defensive Player-of-the-Week for the second time in four weeks... forced a team and personal-high five fumbles... 56 tackles were sixth on the club and marked a personal-best... made key interception in 22-19 win at Buffalo (12/10)... chosen to AP All-Pro second team, UPI all-NFC second team, and College and Pro Football Newsweekly's All-Pro team... cited as the NFL Alumni Association's Linebacker-of-the-Year. **1988** — Ham-



pered for most of the season with an abdominal injury sustained vs. Tampa Bay 9/25... still played in 15 contests, started 14 of them, deactivated vs. Rams 10/30... tied Rickey Jackson for team lead in sacks with seven (65 yards lost)... had stellar outing vs. Giants 11/27 when he sacked New York QBs three times for 30 yards lost and forced two fumbles in front of an ESPN audience... also defended a pass and recovered a fumble. **1987** — Won starting job at right outside linebacker in preseason, had outstanding season at that spot... led team in sacks with 10.5 for 87 yards lost... had 49 tackles, 40 solo... forced three fumbles, recovered two more... played standup linebacker in normal situations, used as a down lineman to rush the passer in throwing situations... had three games with two sacks: vs. San Francisco 10/25, at Pittsburgh 11/29 where he forced a crucial fumble on one sack, and at Cincinnati 12/20... had first career interception vs. Green Bay 12/27 in important situation. **1986** — Impressive as rookie, saw action in all 16 games... made name early on special teams, was inserted more frequently in defensive lineup as season wore on... had four sacks for 39 yards lost and two passes defended... contract runs through 1994 with no option.

COLLEGE: Defensive end at Georgia Tech, was All-America by Football Writers, UPI and Sporting News... four-year starter... had 15 sacks as senior... earned degree in industrial management this past offseason.

PERSONAL: Attended Stephens County High School in Toccoa, Georgia... cousin, Ken Swilling, was selected by Tampa Bay in the 7th-round of this year's draft... devotes his offseason efforts to United Cerebral Palsy... married (Robin) with son (Patrick Travis Jr. 12/18/91)... full name is Patrick Travis Swilling... lives in New Orleans East.

GAMES STARTED/PLAYED: (1986, 0/16); (1987, 12/12); (1988, 14/15); (1989, 15/16); (1990, 16/16); (1991, 16/16). Totals 73/91.

Year	TACKLES			SACKS	
	Tkl	Asst	Tot.	No.	Yards Lost
1986	22	4	26	4	39
1987	40	9	49	10.5	87
1988	40	11	51	7	65
1989	50	6	56	16.5	164
1990	52	11	63	11	68
1991	50	10	60	17	139
Totals	254	51	345	66	562

Additional Stats: Interceptions: 1987, 1-10 yards; 1989, 1-14; 1991, 1-39 yards, 1 TD. Fumbles Recovered: 1987, 2; 1988, 1; 1989, 1; 1991, 1. Forced Fumbles: 1987, 3; 1988, 3; 1989, 5; 1990, 4; 1991, 6. Passes Defensed: 1986, 2; 1987, 3; 1988, 1; 1989, 2; 1990, 1; 1991, 4.



29 KEITH TAYLOR

Safety Year With Saints: 1 Year in NFL: 5

Ht: 5-11 Wt: 206 College: Illinois

Born: December 21, 1964 at Camden, New Jersey

Joined Saints: Free Agent (Plan B), 1992

PRO: Originally selected by the Saints in the fifth round (134th overall) of the 1988 draft. Was among final cuts, and signed by Indianapolis near end of '88 season. **1991** — Started 10 of the 16 games in which he played at free safety after opening season as backup at strong safety...recorded 50 tackles on defense and six more on special teams...also recovered a fumble and defended two passes. **1990** — Opened all 16 contests at strong safety in his first year as a starter...was fourth on club with 104 tackles, also chipped in with six stops on kickoff coverage unit...intercepted two passes, defended 10 passes, forced a fumble and recovered one on the season...registered 11 tackles vs. Jets 11/18...blocked a PAT at Cincinnati 11/25. **1989** — Played in all 16 contests as a nickel back and on special teams...led team with seven interceptions (tied for 3rd in NFL), set a new club mark with 225 return yards...yardage total also led NFL and was 10th highest seasonal total in league history...had an 80-yard touchdown return vs. Buffalo 10/8, and a 77-yard return vs. Cleveland 12/10 to set up late TD in eventual overtime victory...intercepted a pair of passes in the Bills' game...was named AFC Defensive Player-of-the-Week at Cincinnati 10/22 when he picked off two passes and forced a fumble...ranked third on club with 14 stops on special teams, including four vs. San Diego 11/26. **1988** — Signed by the Colts as a free agent 11/30 after being released by the Saints in training camp (8/30)...played the final three games of the season primarily on special teams where he made three tackles...registered a tackle and two passes defended on defense...contract runs through 1993 with no option.

COLLEGE: Tallied 83 tackles, 12 passes defended and seven interceptions in his four years at Illinois...played cornerback for the Illini, missed most of 1985 with a leg injury sustained during offseason, sat out 1984 with a broken neck suffered in a car accident...was an honorable mention all-Big Ten choice by UPI as a senior...played in Blue-Gray game...majored in accounting.

PERSONAL: Attended Pennsauken (N.J.) High School, where he was a prep All-America in football and an all-conference selection in track...brother, John, is a wide receiver for the San Francisco 49ers...married (Kim) with son (Kerry 2/20/89)...family resides in Indianapolis...full name is Keith Gerard Taylor.

GAMES STARTED/PLAYED: (1988, 0/3); (1989, 0/16); (1990, 16/16); (1991, 10/16). Totals 26/51.

Year	TACKLES			INTERCEPTIONS		
	Tkl	Asst	Tot.	No.	Yds.	TD
1988 (Indianapolis)	4	0	4	None		
1989 (Indianapolis)	22	14	36	7	225	1
1990 (Indianapolis)	78	32	110	2	51	0
1991 (Indianapolis)	35	21	56	0	-2	0
Totals	139	67	206	9	274	1



Additional Stats: Passes Defensed: 1988, 2. 1989, 5. 1990, 10. 1991, 2. Fumbles Recovered: 1990, 1; 1991, 1. Forced Fumbles: 1989, 1; 1990, 1. Blocked Kicks: 1990, 1 PAT.



82 JOHN TICE

Tight End Year With Saints: 10 Year in NFL: 10

Ht: 6-5 Wt: 249 College: Maryland

Born: June 22, 1960 at Central Islip, New York

Joined Saints: Draft Choice No. 3a, 1983

PRO: Tight end who has become an integral part of the Saints offense, particularly with his excellent blocking abilities. 65th player and third tight end selected in the 1983 draft. 158 career receptions (1,603 yards) place him ninth on club's alltime list, 131 games played puts him in 11th place. Sure-handed receiver, has coughed the ball up only three times in his 9-year career. Underwent surgery this past offseason to repair torn rotator cuff suffered in final regular season game vs. Rams 12/31. **1991** — Started seven of the 15 games in which he played, was inactive at Philadelphia 10/13 with a sprained ankle sustained at Atlanta 9/29...saw action strictly on field goal team vs. Tampa Bay 10/20 with the injury...finished fifth on team with 22 receptions for 230 yards...grabbed a season-high five passes for 36 yards vs. Raiders 12/16...contributed three tackles on special teams...can also serve as deep snapper, filled in at that spot on punts vs. Seattle 9/1 for an injured Joel Hilgenberg. **1990** — Played in 16 games for first time since 1986, started four, all when Saints opened with two tight ends...ninth on team with 11 catches for 103 yards, first time in his career he did not have a touchdown...grabbed a season-high four passes for 43 yards with a long of 15, and was awarded the game ball on offense in win over Atlanta 11/25...injured knee at Dallas 12/2, played solely on special teams following week at Rams...tallied three stops on special teams unit. **1989** — Did not play opening week, played sparingly the next two games with a hamstring injury sustained during training camp...started two of the 15 games he played in, one as part of a three tight end set the remainder as part of a two tight end formation...caught nine passes for 98 yards and a TD...hailed in a pair of passes for 20 yards including a 12-yard TD catch in Saints' 22-19 win at Buffalo 12/10. **1988** — Turned in best performance since 1986 campaign, started 12 games, first six for an injured Hoby Brenner...kept starting assignment with Brenner's return as Saints utilized two tight end formation...grabbed 26 passes for 297 yards, second best in career behind 1986 totals...caught four passes for 43 yards at Detroit 9/18 in his initial start of the season...caught one of Bobby Hebert's longest passes of season, a 40-yarder vs. Dallas 10/3...had three, three-reception days: at Rams 11/13 (13 yds.), vs. Denver 11/20 (25 yds.), at San Francisco 12/11 (44 yds.)...caught lone TD pass of season, an eight-yarder, in Saints 42-0 win over Denver 11/20...inactive vs. Giants 11/27 with a groin injury. **1987** — Had another good season despite catching only 16 passes for the year...had a pair of two-TD days: at Philadelphia 9/20 (5-64), and vs. Tampa Bay 12/6 (2-14)...third on squad in TDs scored with six...started 8 of 12 games, many in which Saints opened with two tight ends. **1986** — Had his most successful pro season, doubled his career receiving total with 37 catches, which tied with him with Eric Martin for second on the club...played in every game, started 13...biggest day was at Jets 10/26, caught a



career-best eight passes for 81 yards and two TDs... had six catches vs. Patriots 11/30, five vs. Dolphins the following week. **1985** — Played in all 16 games, started nine as the Saints used a two tight end set frequently... finished with 24 receptions for 266 yards and a pair of scores... biggest catch of season was 39-yarder for TD at Minnesota 11/24 with less than a minute to play to win the game... caught three passes in a game five times. **1984** — Played in ten games, caught a career-low six passes (55 yards)... had three receptions for 24 yards vs. Rams 10/14... went on injured reserve (ankle) for final five games of the season. **1983** — Played in all 16 games in rookie season with one start (vs. Atlanta 11/6)... scored first NFL TD at Buffalo, 10/20 a 12-yard grab... contract runs through 1992 with no option.

COLLEGE: Honorable mention All-America by AP and Sporting News senior year... led Terrapins in receiving junior and senior years... saw action at center and tackle earlier in college career... played in East-West and Senior Bowl games... holds degree in physical education.

PERSONAL: Attended Central Islip (New York) High School... played center there... brother, Mike, is a tight end with Seattle... married (Barbara) with sons (John Eric 1/22/85 and Michael Nelson 11/22/88) and daughter (Alexis 5/26/87)... lives in Destrehan.

GAMES STARTED/PLAYED: (1983, 1/16); (1984, 0/10); (1985, 9/16); (1986, 13/16); (1987, 8/12); (1988, 12/15); (1989, 2/15); (1990, 4/16); (1991, 7/15). Totals 56/131.

Year	No.	RECEIVING		LG	TD
		Yards	Avg		
1983	7	33	4.7	17	1
1984	6	55	9.2	17	1
1985	24	266	11.1	39	2
1986	37	330	8.9	29	3
1987	16	181	11.3	27t	6
1988	26	297	11.4	40	1
1989	9	98	10.9	23	1
1990	11	113	10.2	19	0
1991	22	230	10.5	22	0
Totals	158	1603	10.1	40	15

Additional Stats: Fumbles: 1986, 1; 1990, 1; 1991, 1.

ON THE ROAD WITH THE SAINTS

TEAM

Chicago
Miami at Baltimore, MD
Philadelphia
Atlanta
Detroit
Phoenix
New England
San Francisco
Los Angeles Rams
New York Jets

HOTEL

The Westin Hotel
Omni Inner Harbor
Hyatt Cherry Hill
Atlanta Marriott Marquis
Hilton Suites
Westin-Arizona Biltmore
Holiday Inn of Mansfield
The Westin-Airport
Doubletree-Anaheim
Sheraton Meadowlands

PHONE

(312) 943-7200
(410) 752-1100
(609) 662-1200
(404) 521-0000
(313) 334-2200
(602) 955-6600
(508) 339-2200
(415) 692-3500
(714) 634-4500
(201) 896-0500



65 STEVE TRAPILO

Guard Year With Saints: 5 Year in NFL: 5

Ht: 6-5 Wt: 289 College: Boston College

Born: September 20, 1964 at Boston, Massachusetts


Joined Saints: Draft Choice No. 4, 1987

PRO: Selected in the fourth-round (12th offensive lineman, 96th overall) of the 1987 draft. In four seasons "Trap", as he is known by his teammates, has established himself as one of the most consistent performers on the offensive line. Possesses superior strength and intelligence. **1991** — Season ended before it even got started for Steve, suffered a torn anterior cruciate ligament and two torn cartilages during practice 7/30... underwent reconstructive surgery 8/7, spent offseason in New Orleans rehabilitating... prior to injury, had not missed an offensive snap the previous two seasons. **1990** — Part of an offensive line in which four of five players did not miss a snap all season... started every game at right guard, marking the second consecutive year Steve played every down... part of a line that yielded only 20 sacks... underwent arthroscopic knee surgery following the season. **1989** — Played in every game at right guard, did not miss a down all season after fully recovering from foot injury that slowed him in 1988... helped lead the way for RB Dalton Hilliard's finest season as a pro... underwent minor shoulder surgery shortly after the season. **1988** — After superb rookie season, 1988 started off on a sour note as Steve sprained his left foot in the first half of the season opener, vs. San Francisco 9/4, remained on injured reserve for the next seven weeks... came back and started the final eight contests, the first at left guard, and the remainder at right guard, although he was still not at 100%. **1987** — Came in as a rookie, started every game he was healthy for, had excellent season at right guard... missed final game of season (ankle)... was named to every all-rookie team... contract runs through 1992 with no option.

COLLEGE: All-America selection as senior when he was team captain and received 94 percent blocking grade by Boston College staff... completed degree in sociology in junior season of eligibility, pursued graduate classes in senior year of eligibility.

PERSONAL: Attended Boston College High School in Dorchester, Massachusetts... helps run the family business as well as his own private business in the offseason... serves on the Board of Directors of Ronald McDonald House in the New Orleans area and is a member of the Governor's Alliance Against Drugs in the Boston area... also works closely with the Leukemia Society... single... spent offseason in New Orleans rehabilitating diligently to come back from knee injury that kept him out all of last season... full name is Stephen Paul Trapilo.

GAMES STARTED/PLAYED: (1987, 11/11); (1988, 9/9); (1989, 16/16); (1990, 16/16). Totals 52/52.



97 RENALDO TURNBULL

Linebacker Year With Saints: 3 Year in NFL: 3
Ht: 6-4 Wt: 255 College: West Virginia
Born: January 5, 1966 at St. Thomas, Virgin Islands
Joined Saints: Draft Choice No. 1, 1990

PRO: The 14th player and fourth defensive lineman selected in the 1990 draft. Has exhibited excellent strength, has also been timed at 4.62 in the 40-yard dash. **1991** — Playing time came strictly as a reserve along defensive front, but played a significant role in Saints' rotating line scheme... recorded 20 tackles, a sack, a fumble recovery and a forced fumble... registered a career-high five stops vs. Chicago 10/27, tallied lone sack of season vs. Atlanta 11/24... was inactive in playoff game vs. Atlanta 12/28 with groin injury suffered in season finale, at Phoenix 12/22. **1990** — Started six of 16 contests in his rookie season, opened at left end in games 8-10 for an injured Wayne Martin, started at right end weeks 14-16... finished second among defensive linemen with 31 tackles (26 solo)... set a club rookie mark (8, Rickey Jackson) and tied for the league lead among rookies (Raiders' Aaron Wallace) with 9 sacks (55 yards lost)... registered a pair of sacks and a forced fumble in his first NFL start, at Cincinnati 11/4... tallied four tackles and two sacks in win at Rams 12/9... also turned in a two-sack effort in key victory at San Francisco 12/23... came up with Saints only two sacks of the day in playoff game at Chicago 1/6... was an all-rookie selection by PFWA, UPI, College and Pro Football Newsweekly and Football Digest... contract runs through 1992 with an option.

COLLEGE: Set Mountaineers' sack record with 22, including 20 over his last two seasons... was a first team all-ECAC choice as a senior when he tallied 60 tackles, eight sacks and 19 tackles for loss... was an All-America honorable mention choice as a junior when he recorded a team-high 12 sacks, the second-highest figure in school history... registered a pair of sacks in the Senior Bowl where he was named the game's defensive MVP... holds degree with a major in communications and a minor in computer science.

PERSONAL: Was an all-scholastic and all-conference performer at receiver and linebacker at Charlotte Amalie High School in hometown of St. Thomas, Virgin Islands... also lettered in basketball and track... hobbies include exotic salt water fish... spends time during offseason working with Boys Town of New Orleans... also has plans to create college scholarship for underprivileged student in The Virgin Islands... married (Thea)... spent offseason in New Orleans... full name is Renaldo Antonio Turnbull.

GAMES STARTED/PLAYED: (1990, 6/16); (1991, 0/16). Totals 6/32.

Year	TACKLES			SACKS	
	Tkl	Asst	Tot.	No.	Yards Lost
1990	26	5	31	9	55
1991	17	3	20	1	1
Totals	43	8	51	10	56

Additional Stats: Fumbles Recovered: 1990, 1; 1991, 1. Forced Fumbles: 1990, 1; 1991, 1. Passes Defensed: 1990, 1.



88 FLOYD TURNER

Wide Receiver Year With Saints: 4 Year in NFL: 4
Ht: 5-11 Wt: 188 College: Northwestern Louisiana
Born: May 29, 1966 at Shreveport, Louisiana
Joined Saints: Draft Choice No. 6, 1989

PRO: Selected in the sixth-round (159th player overall) in the 1989 draft. After two seasons Floyd has made his mark as a vital member of the Saints' wide receiver corps. Possesses good hands, and fine speed and leaping ability, has a 33-inch vertical jump, has exhibited flashes as a big play receiver. **1991** — Turned in finest season of three-year NFL career, second on team, 10th in NFC with 64 receptions, led club with 927 yards and eight touchdowns... eight scores tied Eric Martin's total from 1989 for second-most receiving TDs by a Saints' receiver (9, Henry Childs in 1977)... caught nine passes for a career-high 179 yards and two touchdowns, including a 65-yarder for a score from Bobby Hebert, vs. Chicago 10/27... the 179 yards marked the second-highest figure ever by a Saint (Wes Chandler, 6-205 vs. Atlanta 9/2/79)... grabbed a career-high 10 passes for 132 yards and two TDs at San Francisco 12/1... 10-yard TD catch with 1:11 to play proved to be game winner in 27-24 decision in season opener, vs. Seattle 9/1... tallied four receptions for 90 yards and a pair of scores, including a 47-yarder at the end of the first half to propel Saints to 27-6 win at Atlanta 9/29... caught at least two passes in all contests. **1990** — Continued to progress in second season as he saw increased playing time... played primarily in three and single wide receiver sets... finished third on club with 21 receptions for 396 yards... 18.9-yard average led team, four touchdowns receiving were second behind Eric Martin's five... grabbed a season-high three passes for 58 yards, including a 45-yarder for a TD from Steve Walsh, Walsh's first touchdown pass as a Saint, vs. Cleveland 10/14... hauled in a career-long 68-yarder for a score from John Fourcade at Atlanta 10/7... accounted for Saints' first score in big win against Rams 12/31, with a 26-yard TD reception. **1989** — Was having a steady rookie season until a fractured forearm on the first play from scrimmage at Detroit 12/3, forced him on injured reserve for the remainder of the campaign... with the exception of the Lions' game, caught a pass in all but one game (at New England 11/12)... fifth on club, eighth among NFL rookies with 22 receptions for 279 yards and a TD... had three games with three catches, including three for 73 yards and a 54-yard TD grab at Rams, 10/22... started only game at Green Bay 9/17, replacing an injured Eric Martin... used primarily as the Saints' third wide out in four wide receiver sets... contract runs through 1992 with no option.

COLLEGE: A four-year starter, Floyd finished career as the Demons' alltime reception leader with 98 catches for 1,725 yards (17.6) and 9 TDs, breaking the old record previously held by the Giants' Odessa Turner (no relation)... a 1-AA All-America selection as a senior when he hauled in 37 passes for 680 yards and 4 scores... played in Blue-Gray Classic... demonstrated toughness as a freshman, was hit by a train on August 7, but was back on the practice field August 19 to claim a starting spot... earned degree in business administration.

PERSONAL: Lettered in football, basketball and baseball at Mansfield (La.) High School... all-district and honorable mention all-state receiver as a senior... active with the Boys and Girls Club of New Orleans... married (Veronica)... lives in Kenner.



GAMES STARTED/PLAYED: (1989, 1/13); (1990, 0/16); (1991, 4/16). Totals 5/45.

Year	No.	RECEIVING			LG	TD
		Yds.	Avg.			
1989	22	279	12.7		54t	1
1990	21	396	18.9		68t	4
1991	64	927	14.5		65t	8
Totals	107	1602	15.0		68t	13

Additional Stats: Rushing: 1989, 2-8 yards, Long of 6. Fumbles: 1989, 1; 1991, 1.



87 FRANK WAINRIGHT

Tight End Year With Saints: 2 Year in NFL: 2
Ht: 6-3 Wt: 236 College: Northern Colorado
Born: October 10, 1967 at Peoria, Illinois
Joined Saints: Draft Choice No. 8, 1991

PRO: Selected in the eighth-round (210th player overall) of the 1991 draft. Originally released in final cut, 8/26/91, signed to practice roster 8/27/91, activated to 47-man squad 9/14/91. **1991** — Spent the first two weeks of the season on the practice roster, was activated for third game, vs. Rams 9/15, with knee injury to Greg Scales. . . played in 14 games, as part of three-tight end sets, primarily on special teams. . . started at San Diego 11/17 and at San Francisco 12/1 when Saints opened with three tight ends. . . caught only pass of season (3 yards) vs. Tampa Bay 10/20. . . had key block to spring Dalton Hilliard loose for 65-yard TD run at Atlanta 9/29. . . contributed three tackles on special teams unit. . . contract runs through 1992 with no option.

COLLEGE: Started career as a defensive back, was switched to tight end where he was an all-North Central Conference selection his junior and senior seasons. . . finished his four years with 86 receptions for 981 yards and nine touchdowns, including a career-high 31 for 386 yards as a senior, when he also returned 13 kickoffs for a 23.4-yard average. . . majored in business.

PERSONAL: Began high school career in Peoria, Illinois, where he lettered in football, basketball and baseball. . . moved to Colorado where he was a two-time all-city and all-conference selection in his two years at Pomona High School in Arvada. . . married this past offseason (Stacie). . . lives in Kenner. . . full name is Frank Wesley Wainright.

GAMES STARTED/PLAYED: (1991, 2/14).

Year	No.	RECEIVING			LG	TD
		Yds.	Avg.			
1991	1	3	3		3.0	0



4 STEVE WALSH

Quarterback Year With Saints: 3 Year in NFL: 4
Ht: 6-2 Wt: 200 College: Miami (Fla.)
Born: December 1, 1966 at St. Paul, Minnesota
Joined Saints: Trade (Dallas), 1990

PRO: Originally the first pick in the 1989 supplemental draft by Dallas. Acquired by the Saints from the Cowboys September 25, 1990 for New Orleans' #1 and #3 draft choices in 1991, and a #2 in 1992. **1991** — First action of season came when he subbed for an injured Bobby Hebert late in second quarter at Philadelphia 10/13. . . hit on 8 of 17 for 96 yards and a TD in 13-6 win over the Eagles. . . started following week vs. Tampa Bay, and completed 19 of 31 in 23-7 win. . . started six straight games after Hebert reinjured shoulder vs. Chicago 10/27. . . threw for a career-high 317 yards on 25 of 42 passing, including 2 TDs at San Francisco 12/1. . . connected for a season-best 66.7% with a career-high 26 completions at Dallas 12/8. . . tossed touchdowns in seven of the eight games in which he played, including a pair on three occasions. **1990** — Played in one game with Dallas before arriving in New Orleans, completed 4 of 9 passes for 40 yards. . . with Saints, hit on 175 of 327 passes for 1,970 yards, 12 touchdowns and 13 interceptions. . . relieved John Fourcade vs. Cleveland, 10/14, in first action as a Saint, and made good on 15 of 26 for 243 yards and a career-high 3 TDs in Saints' win. . . hooked up with Floyd Turner for a 45-yard score, and Eric Martin for a 58-yard completion, both career-longs. . . in first start as a Saint (at Houston 10/21), completed 22 of 39 passes for a season-high 292 yards and a touchdown. . . 70.4% completion mark (19 of 27) vs. Detroit, 10/28, marked a career-best, and his 23 completions (38 atts.) at Washington, 11/18, tied a career-high up to that point. **1989** — Played in eight games, started five for an injured Troy Aikman with the Cowboys. . . completed 110 of 219 passes for 1,371 yards, 5 touchdowns and 9 interceptions. . . was the starter in the Cowboys' only victory of 1989, a 13-3 decision at Washington, 11/5. . . connected on 10 of 30 passes for 142 yards in the win. . . turned in best performance vs. San Francisco 10/15, when he hit on 23 of 36 for 294 yards and a touchdown. . . tied a Dallas record with 49 pass attempts vs. Phoenix, 10/29. . . threw first pro TD, a 27-yarder to Herschel Walker, vs. Giants, 10/1. . . contract runs through 1992 with no option.

COLLEGE: A two-year starter for the Hurricanes (1987-88), Steve led Miami to a 12-0 record and a national championship in 1987. . . in those two seasons, Miami posted a 23-1 mark. . . in his career, Walsh completed 410 of 690 passes for 5,369 yards and 48 touchdowns. . . named first team All-America in 1988 by AP, ESPN and the Football Writers Association. . . earned degree in finance.

PERSONAL: Played football, basketball and baseball at Cretin High School in hometown of St. Paul, Minnesota. . . was a USA TODAY prep Academic All-America, and the Minneapolis-St. Paul Metro football player of the year in 1984. . . younger brother, Chris, was named the USA's Gatorade High School Player-of-the-Year last season as a senior quarterback at Cretin. . . ather, Bill, also played quarterback at Cretin. . . married this past offseason (Lara). . . full name is Stephen John Walsh. . . resides in Kenner.



GAMES STARTED/PLAYED: (1989, 5/8); (1990, 11/13); (1991, 7/8). Totals 23/29. Totals with Saints 18/20.

Year	PASSING						RUSHING			
	Att.	Comp.	Yds.	Int.	LG	TD	No.	Yds.	LG	TD
1989	219	110	1371	9	46	5	6	16	14	0
1990	336	179	2010	13	58	12	20	25	18	0
1991	255	141	1638	6	41	11	8	0	3	0
Totals	810	430	5019	28	58	28	34	41	18	0

Additional Stats: Sacked: 1989, 11-84 yards; 1990, 10-76 yards; 1991, 3-26 yards. Fumbles: 1989, 3; 1990, 5; 1991, 2.



73 FRANK WARREN

Defensive End Year With Saints: 11 Year in NFL: 11
Ht: 6-4 Wt: 290 College: Auburn
Born: September 14, 1959 at Birmingham, Alabama
Joined Saints: Draft Choice No. 3a, 1981

PRO: Was the first of two third-round choices by the Saints in the 1981 draft (57th selection overall). Has played in 149 contests in his career, tied for sixth (Dave Waymer) on club's alltime list. 48 career sacks (314 yards lost) is third in Saints' record book. Has never missed a game in his career as a result of an injury. **1991** — Was reinstated by NFL, came to training camp and earned a starting spot at right end, where he opened all 16 contests... was third on club, first among defensive linemen with seven sacks for 43 yards lost... also registered 27 tackles, a forced fumble and a pass defended on the year... recorded a season-high five tackles and 2.5 sacks (18 yards lost) and was awarded the defensive game ball vs. Tampa Bay 10/20... returned a Wayne Martin blocked punt 37 yards for a touchdown at San Diego 11/17, his third career score... tallied a pair of quarterback drops in playoff game vs. Atlanta 12/28, had four sacks against Falcons during year, with one in each regular season game. **1990** — Sat out season after being suspended by NFL. **1989** — Started all 16 games at left end, on his way to finest season as a pro... led Saints linemen with 50 tackles (45 solo), and 9.5 sacks for 76 yards lost, which was second on club... also registered a career-high four passes defended... tallied a career-best three sacks (29 yards lost) in big Monday night win over Philadelphia 12/18... tallied a pair of sacks and a season-high seven tackles vs. Rams 11/26. **1988** — Earned a fulltime starting assignment for first time in his career, opening the final 12 contests at left end... tied a career-high with 23 tackles, recorded a sack and a fumble recovery. **1987** — Serving as the "fourth man" in the Saints' 3-4 line-up, Frank turned in a good season with six sacks for 30 yards lost... was used primarily in pass rush situations, but played various positions on the line, and spelled teammates during long drives... special teams play was a plus, blocked a field goal in season-opening win over Cleveland 9/13... tallied 20 tackles and forced a fumble on the year. **1986** — Had biggest sack season of his career as he dropped quarterbacks 8.5 times... accounted for a pair of sacks twice, at St. Louis 11/6 and at Minnesota 12/21... played in every game, batted away three passes and recovered three fumbles on the season. **1985** — Tallied 5.5 sacks for 34 yards lost... showed speed when he



received a lateral and scored from 50 yards out at Atlanta 10/20... made spectacular play against San Francisco 12/15, blocked a field goal, scooped it up and scored from 42 yards out... had four sacks against the Rams, two on the road 11/3 and two at the Superdome 12/1... registered 23 tackles. **1984** — Played in all 16 games, which included three starts... was credited with four sacks, three passes defended and 18 tackles on the season... had two sacks at Giants 12/15. **1983** — Recorded 16 tackles and two sacks in 16 games... picked off a pass at Dallas 9/25 for only career interception... also defended two passes and recovered a fumble on the year. **1982** — Tallied one sack in nine-game, strike-shortened campaign. **1981** — Saw action in all 16 contests during rookie season in which he had 3.5 sacks, including a pair vs. Cincinnati 10/25... contract runs through 1993 with no option.

COLLEGE: Was an AP honorable mention All-America and an AP first-team all-Southeastern Conference pick as a senior in 1980, when he led the team in sacks... was also a 60-foot plus shot putter for the Tigers track team, finished second in the SEC indoor shot in 1978... played in Blue-Gray game, East-West Shrine Game and Senior Bowl... majored in distributive education.

PERSONAL: Attended Phillips High School in Birmingham, Alabama... lettered four times in football and track, twice in basketball and wrestling... was senior class president... served as a spokesman for the Boys and Girls Club of New Orleans... married (Cathy) with son (Adam 11/25/75) and daughter (Ebony 7/14/81)... lives in Kenner.

GAMES STARTED/PLAYED: (1981, 0/16); (1982, 1/9); (1983, 1/16); (1984, 3/16); (1985, 0/16); (1986, 0/16); (1987, 0/12); (1988, 12/16); (1989, 16/16); (1991, 16/16). Totals 49/149.

Year	TACKLES			SACKS		FUMBLE RECOVERIES		
	Tkl	Asst	Tot.	Number	Yards Lost	No.	Yards	TD
1981	16	4	20	3.5	29	1	0	0
1982	5	0	5	1	7	None		
1983	12	4	16	2	7	1	0	0
1984	15	3	18	4	36	Non		
1985	18	5	23	5.5	34	1	50	1
1986	14	2	16	8.5	46	3	0	0
1987	17	3	20	6	30	None		
1988	18	5	23	1	6	1	0	0
1989	45	5	50	9.5	76	1	0	0
1991	18	9	27	7	43	None		
Totals	178	40	218	48	314	8	50	1

Additional Stats: Forced Fumbles: 1981, 2; 1983, 1; 1984, 1; 1986, 1; 1987, 1; 1991, 1. Interceptions: 1983, 1-6 yards. Passes Defended: 1981, 2; 1982, 1; 1983, 2; 1984, 3; 1985, 3; 1986, 3; 1987, 2; 1988, 1; 1989, 4; 1991, 1. Blocked Kicks: 1985, 1 FG - returned 42 yards for TD; 1987, 1 FG. Returned blocked punt 37 yards for TD at San Diego 11/17/91.



94 JIM WILKS

Nose Tackle/Def. End Year With Saints: 12 Year in NFL: 12
Ht: 6-5 Wt: 275 College: San Diego State
Born: March 12, 1958 at Los Angeles, California
Joined Saints: Draft Choice No. 12, 1981

PRO: Has gone on to long and successful career after being selected in the 12th round (305th overall) of the 1981 draft. Is the oldest Saint, born eight days before Ricky Jackson. Played first eight seasons at defensive end before making the switch to nose tackle for 1989 season. 45 career sacks (330 yards) is fourth on the club's all-time list while his 163 games played tied for third with Jackson. Has missed only two games in his career due to an injury (at Chicago 9/19/82, at San Francisco 12/23/90). **1991** — Served as co-captain on defense along with Ricky Jackson, led linemen in tackles for second straight season, recording 41...also tallied a pair of sacks (18 yards lost) on the year...had a season-high five tackles vs. Atlanta 11/24, at Dallas 12/8 and at Phoenix 12/22...did not start vs. Atlanta 11/24 when Saints opened in dime package. **1990** — Started 15 games, 1-2 and 13-14 at nose tackle, 3-12 at right end and the final contests at left end...was inactive at San Francisco 12/23 with a sprained ankle suffered previous week against Pittsburgh...played sparingly final week vs. Rams because of the injury...finished fourth on team with 5.5 sacks for 38 yards lost, including two vs. Tampa Bay 11/11...was first among defensive linemen with 34 tackles (29 solo)...continued to serve on field goal defense team, blocked a 37-yard Al Del Greco field goal attempt vs. Phoenix 9/23, the fourth block of his career. **1989** — Continued to serve as one of the Saints' most steady defensive linemen despite playing nose tackle spot on a fulltime basis for first time...started 15 contests, final game of season at end as Saints began with only two linemen...did not start at Detroit, 12/3 as Saints started with two linemen...second among linemen with four sacks for 24 yards lost and 41 tackles (39 solo)...knocked down a pass, forced a fumble and blocked a Mike Lansford 22-yard field goal attempt vs. Rams 11/26...had a season-high four solo tackles on three occasions (at Tampa Bay 9/24, at New England 11/12, vs. Rams 11/26). **1988** — Continued to establish himself as one of most consistent members of Saints' defensive line, started all 16 games, only Saints' DL to do so...started first 14 contests at right end, final two at nose tackle in place of an injured Tony Elliott, marked the sixth time he had started all regular games...finished season with 3.5 sacks for 25 yards lost and 57 tackles (36 solo), both highs for Saints' DL...credited with 1.5 sacks vs. Tampa Bay 9/25. **1987** — Turned in another solid season, had 5.5 sacks for 34 yards lost...made 30 tackles, 20 solo hits...recovered one fumble, returned it 10 yards at Cincinnati 12/20...had best game vs. Giants 11/22, registered 2.5 sacks for 20 yards lost in big Saints win. **1986** — Played in every game, started 15...teamed with Johnnie Poe to block a 33-yard Ray Wersching FG attempt vs. San Francisco 11/2...had 52 total tackles (39 solo), one sack...missed start (vs. Atlanta 9/7) was his first since 1982 (55 games)...lone sack of season came vs. Patriots 11/30. **1985** — Started all 16 games for third straight year...played some at nose tackle once again...tallied 2.5 sacks for 14 yards lost, including 1.5 in a 23-21 win over Philadelphia, 10/6. **1984** — Turned in second best sack year of his career with 7.5 for 60 yards lost...had big game at Atlanta 11/11 when he had 2.5 sacks for 22 yards lost



in Saints win...blocked a 42-yard Ray Wersching FG attempt at San Francisco 9/16...made a career-best 10 tackles (6 solo) vs. Atlanta 9/2 and vs. Green Bay 11/4 (5 solo)...saw some action at nose tackle. **1983** — Experienced best sack year of his career when he had eight for 60 yards lost...sacked Eagle QBs 3.5 times for 22 yards lost at Philadelphia 12/11...tallied 9 tackles (6 solo) and 2 sacks for 18 yards lost in 34-31 overtime win vs. Chicago, 9/18. **1982** — Started eight of nine contests, totaled 22 tackles, 17 solo, with two sacks for 10 yards lost, defended a pass, forced a fumble...inactive at Chicago 9/19 with a knee injury...made 7 tackles (5 solo) vs. Tampa Bay 12/5. **1981** — Played in all 16 games during rookie campaign...made 32 tackles, 24 solo, with 3.5 sacks for 38 yards lost...recorded two sacks for 22 yards lost at St. Louis 12/6, registered 1.5 for 16 yards lost at Rams, 11/8...also recovered a pair of fumbles and defended a career-high three passes on the season...contract runs through 1992 with no option.

COLLEGE: Team captain and honorable mention all-Western Athletic Conference selection in 1980...had solid season in 1980 after rash of injuries kept him out of 1979 regular lineup...transferred to San Diego State after being named junior college All-America at Pasadena Community College in 1977...majored in business.

PERSONAL: Attended Pasadena (California) High School...high school All-America selection in football...one of eleven children...married (Andrea) with son (Jeremy 6/16/85) and daughters (Jahaan 3/6/88 and Jillian Rae 3/31/91)...lives in Altadena, California in offseason...full name is Jimmy Ray Wilks.

GAMES STARTED/PLAYED: (1981, 0/16); (1982, 8/8); (1983, 16/16); (1984, 16/16); (1985, 16/16); (1986, 15/16); (1987, 12/12); (1988, 16/16); (1989, 15/16); (1990, 15/15); (1991, 15/16). Totals 144/163.

Year	TACKLES			SACKS	
	Tkl	Asst	Tot.	No.	Yards Lost
1981	24	8	32	3.5	38
1982	22	5	27	2	10
1983	47	16	63	8	60
1984	47	24	71	7.5	60
1985	41	13	54	2.5	14
1986	39	13	52	1	9
1987	20	10	30	5.5	34
1988	36	21	57	3.5	25
1989	39	2	41	4	24
1990	29	5	34	5.5	38
1991	30	11	41	2	18
Totals	374	128	502	45	330

Additional Stats: Fumbles Recovered: 1981, 2; 1983, 1; 1984, 1; 1986, 1; 1987, 1-10 yards; 1988, 1. Forced Fumbles: 1981, 1; 1982, 1; 1986, 1; 1988, 2; 1989, 2. Passes Defensed: 1981, 3; 1982, 1; 1984, 2; 1985, 1; 1988, 2; 1989, 2; 1990, 1. Blocked Kicks: 1984, 1 FG; 1986, 1 FG; 1989, 1 FG; 1990, 1 FG.



90 JAMES WILLIAMS

Linebacker Year With Saints: 3 Year in NFL: 3
Ht: 6-0 Wt: 230 College: Mississippi State
Born: October 10, 1968 at Natchez, Mississippi
Joined Saints: Draft Choice No. 6b, 1990

PRO: The second of three linebackers selected by the Saints in the 1990 draft. The second pick in the sixth round (158th player overall), with a choice obtained from Minnesota through Dallas and the Raiders. Tough competitor, is one of strongest players on team. **1991** — Saw role increased with injuries at inside linebacker to Vaughan Johnson and Sam Mills, played on all 16 contests with four starts, all for an injured Johnson at RILB... first career start came in season-opener, vs. Seattle 9/1, responded with five tackles and a forced fumble... also opened for Johnson in games 8-10, came up with a career-high seven tackles, including his first career sack, vs. Chicago 10/27... also recorded six tackles vs. San Francisco 11/10... was third on club with eight stops on special teams. **1990** — Playing time came strictly as a member of special teams unit, where he accounted for one tackle... inactive for games 11-12 with a sprained ankle sustained at Washington 11/18... contract runs through 1993 with no option.

COLLEGE: Finished career as the Bulldogs alltime leading tackler with 448... registered 157 stops as a senior, and 163 junior year when he was an honorable mention All-America pick by The Sporting News and AP... earned a spot at starting inside linebacker as a sophomore... majored in fitness management.

PERSONAL: Was an All-South State, Mississippi All-Star and all-district performer as a senior at North Natchez (Miss.) High School... single... spent offseason in New Orleans taking part in offseason conditioning work.

GAMES STARTED/PLAYED: (1990, 0/14); (1991, 4/16). Totals 4/30.

Year	TACKLES			SACKS	
	Tkl	Asst	Tot.	No.	Yards Lost
1990	1	0	1	None	6
1991	23	6	29	1	6
Totals	24	6	30	1	6

Additional Stats: Fumbles Recovered: 1991, 1. Forced Fumbles: 1991, 2.

SUPERDOME FACTS

Total Land Area.....	52 acres	Private Box Suites.....	132
Height.....	273 feet	Parking Garages.....	5,000 cars, 250 buses
Diameter.....	680 feet clear span	Lighting.....	15,200 fixtures
Concrete.....	169,000 cubic yards	Electric Wiring.....	400 miles
Structural Steel.....	20,000 tons	Aluminum Siding.....	more than 500,000 sq. ft.
Air Conditioning.....	9,600 tons	Area of Roof.....	7 acres
Convention Rooms.....	40	Escalators.....	32
Restrooms.....	88	Elevators.....	9 passenger, 1 freight



92 DE MOND WINSTON

Linebacker Year With Saints: 2 Year in NFL: 2
Ht: 6-2 Wt: 239 College: Vanderbilt
Born: September 14, 1968 at Birmingham, Alabama
Joined Saints: Draft Choice No. 4, 1990

PRO: The first of three linebackers selected by the Saints in the 1990 draft, taken in the fourth round (98th player overall). **1991** — Spent entire season on injured reserve, tore the anterior cruciate ligament in his knee in preseason game vs. Green Bay 8/10, underwent reconstructive surgery 8/20... rehabilitation started during season and continued into offseason. **1990** — Saw most of playing time on special teams unit where he tied for seventh on club with four stops, including a pair at Cincinnati 11/4... only playing time on defense came on one series vs. Rams 12/31, for an injured Sam Mills... contract runs through 1992 with an option.

COLLEGE: Began college career as a defensive end before being moved to inside linebacker for junior season... an all-SEC pick as a senior when he led the Commodores with 169 tackles and five sacks... an honorable mention AP All-America as a junior with 122 tackles, and a second team Academic All-America as a sophomore with 76 tackles and four sacks... played in Blue-Gray game... earned degree in electrical engineering.

PERSONAL: Was a first team all-state choice as a senior at Lansing (Mich.) Catholic Central High School... lettered one year in wrestling, two in football and four in track... was an honor roll student for four years and a member of the National Honor Society... has taken classes at Tulane the past two offseasons in pursuit of his MBA... single... spent offseason in New Orleans area, worked diligently to come back from knee injury... full name is Edward DeMond Winston.

GAMES STARTED/PLAYED: (1990, 0/16).

SAINTS ON PRESEASON TELEVISION

Three of the Saints four preseason games in 1992 can be seen on national television, the most in club history and the most in the National Football League.

ABC-TV will broadcast the August 10 game in Chicago, while CBS-TV will carry the Oilers' game from the Superdome August 22. The Saints will conclude their preseason schedule with an ESPN game against the Miami Dolphins, August 27 at Baltimore's Memorial Stadium. WWL-TV (4) will air the August 17 contest against Pittsburgh in the Superdome. That game will be seen live in New Orleans provided it is sold out 72 hours prior to kickoff. If not, it will be shown on a tape delayed basis the following day.



1992 Saints Rookies (Draft Choices)



DUNBAR

1 - VAUGHN DUNBAR, Running Back, 5-10, 204 Indiana

The third running back and 21st overall selection in the draft... turned in an All-America senior season when he gained 1,805 yards and scored 12 touchdowns... was second in the nation in rushing (154.5 yards/game) and in all-purpose yardage (201.2 yards/game)... his 1,699 yards rushing during the regular season was second best in school history behind Anthony Thompson's 1,763 in 1989... ran for over 100 yards in 11 of 12 games in 1991, including a 265-yard (33 atts.), three touchdown performance in a win over Wisconsin... also turned in a 205-yard rushing performance in a win over Wisconsin... in 1990, his first season with the Hoosiers, was a second team all-Big Ten selection with 1,224 yards rushing and 13 touchdowns... topped the 100-yard rushing mark six times as a junior, including a season-high 188 yards against Ohio State... finished career as the Hoosiers' third all-time leading rusher with 3,029 yards and 25 touchdowns... prior to redshirting in 1989, attended Northeastern Oklahoma A&M Junior College, where he rushed for 985 yards and scored 11 touchdowns in two seasons... was a National Junior College Athletic Association All-America choice as a sophomore... lettered all four years in football at Fort Wayne (Indiana) High School, and was a high school All-America his senior season when he ran for 2,568 yards and scored 40 touchdowns that year, and was the Gatorade High School Player-of-the Year in Indiana for 1986... rushing total as a senior is the second highest in Indiana prep history... attended the same high school as Pittsburgh Steelers' cornerback Rod Woodson... majored in criminal justice... born September 4, 1968 at Fort Wayne, Indiana.



LEGETTE

RUSHING						RECEIVING			
Year	Att.	Yds.	Avg.	LG	TD	No.	Yds.	LG	TD
1990	250	1224	5.0	80t	13	16	122	24	0
1991	364	1805	4.9	79	12	29	263	54	0
Totals	614	3029	4.9	80t	25	45	385	54	0

KICKOFF RETURNS									
Year	No.	Yds.	Avg.	LG	TD				
1990	16	365	22.8	76	0				
1991	11	262	23.8	38	0				
Totals	27	627	23.2	76	0				



McGUIRE

3 - TYRONE LEGETTE, Cornerback, 5-9 177 Nebraska

The 14th defensive back and 72nd player selected overall in the draft, with a choice obtained from Tampa Bay in an exchange of third-round draft choices... played in all 36 games during his three-year career at Nebraska after playing for the Cornhusker junior varsity squad as a freshman... was a part-time starter as a junior in 1990, opening five games at cornerback, before starting every contest at right cornerback last year, when he recorded 49 tackles, broke up a school-record ten passes and intercepted a pass, and was an all-Big Eight Conference pick... picked off four passes and broke up 11 more in his three seasons with the Cornhuskers... speed is a major asset, has been clocked at 4.39 in the 40-yard dash... was an all-area defensive back as a junior and an all-area running back as a senior at Spring Valley High School in Columbia, South Carolina... also lettered in track... majored in general studies... born February 15, 1970 at Columbia, South Carolina.



LUMPKIN

4 - GENE MC GUIRE, Center, 6-2 284 Notre Dame

Selected with the 95th pick overall in the draft, a choice obtained from Seattle for RB Rueben Mayes... was the 15th offensive lineman and first true center taken in the draft... started all 12 games at center as a senior for the Irish, when he was a Football News honorable mention All-America... also has the ability to play the tackle and guard spots, opened nine contests at tackle his junior year, his first season as a starter... served as a back-up at center and tackle his freshman and sophomore seasons... was one of the strongest players on the Irish squad with a 455-pound bench press to his credit... lettered three years in football at Mosley High School in Panama City, Florida, and was an all-state selection as a senior... also lettered three times in track and once in baseball... a marketing major... born July 17, 1970 at Fort Dix, New Jersey... full name is Walter Eugene McGuire, Jr.

4 - SEAN LUMPKIN, Safety, 6-0 206 Minnesota

The 106th player taken in the draft... started all four years at Minnesota, the last three at strong safety... led the Golden Gophers in tackles his final two seasons with 99 as a junior and 115 as a senior... also led Min-

**SMALL**

nesota in interceptions the past two seasons, accounting for four in 1990 and five in 1991...career total of 12 (283 yards) is tied for the school record...also registered five sacks during this same span...was a first team all-Big Ten choice as a senior, garnered second team all-Big Ten accolades as a junior, and honorable all-Big Ten recognition as a sophomore...was an all-state pick as a defensive back and running back at Benilde-St. Margaret's High School in St. Louis Park, Minnesota...received degree in business...born January 4, 1970 at Golden Valley, Minnesota.

5 - TORRANCE SMALL, Wide Receiver, 6-3 201 Alcorn State

The 138th player and 11th wide receiver selected in the draft, with a choice obtained from Detroit for WR Brett Perriman...left Alcorn State as the school's alltime leading receiver with 140 receptions for 2,527 yards and 16 touchdowns...was a first-team all-Southwestern Athletic Conference choice as a senior when he hauled in a school-record 55 passes for 1,068 yards and seven scores...saw punt return duty for the first time in 1991, and brought back 29 punts for a 7.6-yard average...also completed two of four passes as a senior, including a 68-yarder for a touchdown...missed four games his junior year with a sprained ankle, and was limited to 23 catches for 236 yards...was an all-SWAC pick his sophomore year with a team-high 47 receptions for 926 yards and nine touchdowns...caught 10 passes for a school-record 214 yards against Jackson State that year...was an all-district and all-conference receiver at Thomas Jefferson High School in his hometown of Tampa, Florida...also lettered in basketball and track there...majored in education...born September 6, 1970 at Tampa.

Year	Rec.	RECEIVING		LG	TD
		Yards	Avg.		
1988	15	297	19.8	43	0
1989	47	926	19.7	74	9
1990	23	236	10.2	17	0
1991	55	1068	19.4	55	7
Totals	140	2527	18.1	74	16

**VINCENT****STEWART**

6 - KARY VINCENT, Cornerback, 5-10 178 Texas A&M

Chosen by the Saints with the 164th pick overall in the draft...played defensive back his last two years for the Aggies after opening his career as a wide receiver...served as the team's nickel back as a senior, and started four games...recorded 15 tackles and intercepted the only three passes of his career in 1991...tallied 16 tackles as a junior when he was used in the Aggies' nickel package...was a top performer on the Texas A&M track team with a 4.4 in the 40-yard dash...was an all-district choice as a senior at Jefferson High School in Port Arthur, Texas...was a standout sprinter on his high school track team, won the 60-meter title at the LSU Converse Classic, and finished fourth in the 100 meters (10.2) at the state meet...a kinesiology major...born September 19, 1969 at Port Arthur.


8 - ROBERT STEWART, Nose Tackle, 5-11 292 Alabama

The 218th player taken overall in the draft...only played nose tackle his final two years at Alabama, began his collegiate career as a linebacker in 1987 before making the switch to fullback as a sophomore...was the Crimson Tide's fourth-leading rusher with 135 yards and a touchdown in his sophomore season...sat out 1989 and became a fulltime nose tackle the following year...was a second-team all-Southeastern Conference pick in 1990 when he recorded 47 tackles, including four sacks...as a senior he finished third on the Alabama squad with 59 tackles and six sacks, and was a consensus all-SEC choice...extremely fast for his size, was clocked at 4.9 for the 40-yard dash...prior to attending Alabama, spent a year at Tennessee Military Academy where he played linebacker...was an all-South region pick at Houston County High School in Ashford, Alabama, where he rushed for 4,471 yards (759 atts.) and 57 touchdowns in his four seasons...majored in physical education...born April 12, 1967 at Ashford, Ala.

9 - DONALD JONES, Linebacker, 6-0 231 Washington

The 245th player chosen in the draft...started the past two years at strong-side linebacker for the Huskies and was a first-team all-PAC Ten choice each year...accounted for 33 tackles and six sacks his junior season, and followed that up with a 30 tackle, 8.5 sack year in 1991...tallied 20.5 sacks in his career at Washington, which he began as a fullback in

**JONES**

**DOWDELL**

1988... was a four-time all-State selection as a linebacker and running back at Campbell High School in Gladys, Virginia... also lettered in basketball and track, and won the state title in the shot put twice... also performed in the discus and the 100-meter and 200-meter dashes at Campbell, the same high school that San Francisco linebacker Charles Haley attended... a political science major... born March 26, 1969 at Lynchburg, Virginia.

10 - MARCUS DOWDELL, Wide Receiver, 5-10 179 Tennessee State

The second wide receiver selected by the Saints and 276th player taken overall in the draft... was a second-team all-Ohio Valley Conference choice as a senior when he caught 19 passes for 355 yards and three touchdowns, and a third team All-America pick as a kick returner that same year with 35 returns for a school and conference record 915 yards (26.1 avg.) and two touchdowns... returned a kickoff 92 yards for a score against Jackson State as a senior, when he missed the last two games of the season with a pulled hamstring... started all 11 games as a junior when he grabbed a career-best 28 passes for 672 yards and seven touchdowns and led the nation with a 24-yard average a catch... was a first team all-OVC choice in 1990... best day came against Austin Peay when he caught eight passes for 193 yards and a touchdown... was an all-city selection at defensive back as a junior, and a second-team all-state choice at running back as a senior at Banks High School in Birmingham, Alabama... majored in health, physical education and recreation... born May 22, 1970 in Birmingham, Alabama.

Year	RECEIVING					KICKOFF RETURNS				
	Rec.	Yards	Avg.	LG	TD	No.	Yds.	Avg.	LG	TD
1988	None					14	291	20.8	45	0
1989	14	202	14.4	25	0	15	260	17.3	42	0
1990	28	672	24.0	64t	7	None				
1991	19	355	18.7	68	3	35	915	26.1	92t	2
Totals	61	1229	20.1	68	10	64	1466	22.9	92t	2

**GISLER****ADELL**

11 - MIKE GISLER, Guard, 6-3 305, Houston

Selected by the Saints in the 303rd slot overall in the draft... a versatile lineman, played both the tackle and guard spots in his four years for the Cougars... was an all-Southwest Conference choice as a senior when he started seven games at both guard and tackle, and was a second-team all-SWC pick as a sophomore and junior, when he started every game at right guard during that two-year span... was a three-time all-district two-way tackle at Runge (Texas) High School... lettered four times in football and twice in track... was also a three-time all-Academic choice, Student Council President and National Honor Society vice-president as a senior, and a member of the school's debate team... a constructive management major... won the 1985 Houston Livestock Show Rookie-of-the-Year Award and was a Rodeo Commercial Steer Contest participant in 1986... born August 26, 1969 at Runge, Texas.

12 - SCOTT ADELL, Tackle, 6-4 279, North Carolina State

Chosen by the Saints in the 330th position overall in the draft... returned to the lineup in 1991 to earn second team all-Atlantic Coast Conference accolades... sat out the 1990 season with shoulder injuries... was a starter for all of 1988 and 1989 although he was playing with the shoulder problems... was a Bally All-America pick at A.C. Reynolds High School in Fletcher, North Carolina, although he didn't begin playing organized football until high school... was also an all-state first baseman as a senior when he batted .430... was president of his freshman and sophomore classes at Reynolds... majored in speech and communications... born February 25, 1969 at Fletcher, North Carolina.

WHERE THE SAINTS STOOD IN 1991 (NFC/NFL)

	OFFENSE	DEFENSE
Points	5/8	1/1
Total Net Yards	7/15	2/2
Net Rushing Yards	8/14	2/2
Net Passing Yards	6/10	2/2
First Downs	9/17	2/2
Third Down Conversions	8/15	1/1
Time of Possession	1/1	
Take-Aways		1/1
Give-Aways	5T/11T	
Sacks	2/2	2T/3T





HOW THE SAINTS ARE BUILT

Year	Draft (34)	Trade (4)	Free Agents (15)
1980 1-15	Stan Brock T (1)		
1981 4-12	Rickey Jackson LB (2b) Frank Warren DE (3a) Hoby Brenner TE (3b) Jim Wilks NT (12)		
1982 4-5	Morten Andersen K (4)		
1983 8-8	John Tice TE (3a)		
1984 7-9	Joel Hilgenberg C (4)		
1985 5-11	Eric Martin WR (7)		Bobby Hebert QB Brett Maxie SS
1986 7-9	Jim Dombrowski T/G (1) Dalton Hilliard RB (2) Vaughan Johnson LB (1 Supp., '84) Pat Swilling LB (3b) Gill Fenerty RB (7)		Buford Jordan FB Sam Mills LB
1987 12-3	Steve Trapilo G (4) Gene Atkins S (7) Toi Cook CB (8)		
1988 10-6	Craig Heyward FB (1) Greg Scales TE (5a)		
1989 9-7	Wayne Martin DE (1) Kevin Haverdink T (5) Floyd Turner WR (6)		Tommy Barnhardt P Richard Cooper T Bobby Morse FB
1990 8-8	Renaldo Turnbull LB (1) Vince Buck CB (2) Joel Smeenge LB (3) DeMond Winston LB (4) Mike Buck QB (6a) James Williams LB (6b) Chris Port G (12)	Robert Goff NT (from Tampa Bay) Steve Walsh QB (from Dallas)	
1991 11-5	Wesley Carroll WR (2) Reginald Jones CB (5) Fred McAfee RB (6) Frank Wainright TE (8) Scott Ross LB (11)	Derek Kennard G (from Phoenix)	Quinn Early WR Mike Keim T Les Miller DE Patrick Newman WR Stan Petry CB Cedric Smith FB
1992		Allen Pinkett RB (from Houston)	Paul Jetton G Keith Taylor S



SAINTS 1992 TRAINING CAMP DEPTH CHART

OFFENSE

WR – 84 Eric Martin, 88 Floyd Turner, 18 Torrance Small
13 Nathaniel Bolton, 15 John Brown
LT – 71 Richard Cooper, 74 Kevin Haverdink, 79 Scott Adell
LG – 72 Jim Dombrowski, 66 Mike Gisler, 64 Brian Nielsen
C – 61 Joel Hilgenberg, 68 Paul Jetton, 76 Gene McGuire
RG – 60 Derek Kennard, 65 Steve Trapilo
RT – 67 Stan Brock, 70 Chris Port, 78 Mike Keim
TE – 85 Hoby Brenner, 82 John Tice, 83 Greg Scales
87 Frank Wainright, 49 George Deveney
WR – 89 Quinn Early, 80 Wesley Carroll, 86 Patrick Newman
19 Marcus Dowdell, 17 Herbert Casey, 14 Richard Buchanan
QB – 3 Bobby Hebert, 4 Steve Walsh, 16 Mike Buck, 12 Kevin Verdugo
HB – 25 Fred McAfee, 21 Dalton Hilliard, 22 Gill Fenerty
20 Allen Pinkett, 32 Vaughn Dunbar
FB – 23 Buford Jordan, 34 Craig Heyward, 30 Cedric Smith
35 Bobby Morse

DEFENSE


LE – 93 Wayne Martin, 69 Les Miller
NT – 94 Jim Wilks, 95 Robert Stewart
RE – 73 Frank Warren, 91 Robert Goff
LOLB – 57 Rickey Jackson, 97 Renaldo Turnbull
LILB – 51 Sam Mills, 92 De Mond Winston, 55 Scott Ross
RILB – 53 Vaughan Johnson, 90 James Williams, 52 Thomas Griffin
ROLB – 56 Pat Swilling, 99 Joel Smeenge, 58 Donald Jones
LCB – 26 Vince Buck, 37 Jimmy Spencer, 43 Tyrone Legette
40 Kris McCall
RCB – 41 Toi Cook, 27 Reginald Jones, 45 Stan Petry, 38 Kary Vincent
SS – 39 Brett Maxie, 29 Keith Taylor, 46 Sean Lumpkin
FS – 28 Gene Atkins, 33 Ernest Spears, 24 Anthony Florence

SPECIALISTS

P – 6 Tommy Barnhardt, 9 Rusty Carlsen
K – 7 Morten Andersen
H – 6 Tommy Barnhardt, 4 Steve Walsh
PC – 61 Joel Hilgenberg, 68 Paul Jetton, 76 Gene McGuire
KC – 61 Joel Hilgenberg, 68 Paul Jetton, 76 Gene McGuire

Water Works

It's important to replenish your body with pure, fresh, clean water. The kind you find in a mountain spring or in a bottle of Kentwood 100% Natural Spring Water. Our water has no calories, no impurities and is sodium-free. It's pure and delicious. So if you don't live next to a mountain spring, call Kentwood Spring Water today for home delivery.



Free Offer*

For a limited time only we'll give you three five-gallon bottles. Plus, a handy water cooler, rent free for a full month. Call now.

(504) 821-3333

*New customers only. Credit approval/Bottle deposit required.



SAINTS 1992 VETERAN ROSTER

No.	Name	Pos	Ht	Wt	NFL Exp	Birth date	College	How Acq.
7	Andersen, Morten	K	6-2	221	11	8/19/60	Michigan State	D4 - 82
28	Atkins, Gene	FS	6-1	200	6	11/22/64	Florida A&M	D7 - 87
6	Barnhardt, Tommy	P	6-2	207	6	6/11/63	North Carolina	FA - 89
85	Brenner, Hoby	TE	6-5	245	12	6/2/59	USC	D3b- 81
67	Brock, Stan	T	6-6	278	13	6/8/58	Colorado	D1 - 80
16	Buck, Mike	QB	6-3	227	3	4/22/67	Maine	D6a- 90
26	Buck, Vince	CB	6-0	198	3	1/12/68	Central St. (Ohio)	D2 - 90
80	Carroll, Wesley	WR	6-0	183	2	9/6/67	Miami (Fla.)	D2 - 91
41	Cook, Toi	CB	5-11	188	6	12/3/64	Stanford	D8 - 87
71	Cooper, Richard	T	6-5	290	3	11/1/64	Tennessee	FA - 89
72	Dombrowski, Jim	G/T	6-5	298	7	10/19/63	Virginia	D1 - 86
89	Early, Quinn	WR	6-0	188	5	4/15/65	Iowa	PB - 91(SD)
22	Fenerty, Gill	RB	6-0	205	3	8/24/63	Holy Cross	D7 - 86
24	Florence, Anthony	CB	5-11	180	2	12/11/66	Bethune-Cookman	FA - 91
91	Goff, Robert	NT	6-3	270	5	10/2/65	Auburn	Tr - 90
74	Haverdink, Kevin	T	6-5	285	4	10/20/65	Western Michigan	D5 - 89
3	Hebert, Bobby	QB	6-4	215	7	8/19/60	Northwestern La.	FA - 85
34	Heyward, Craig	FB	5-11	260	5	9/26/66	Pittsburgh	D1 - 88
61	Hilgenberg, Joel	C/G	6-2	252	9	7/10/62	Iowa	D4 - 84
21	Hilliard, Dalton	RB	5-8	204	7	1/21/64	LSU	D2 - 86
57	Jackson, Rickey	LB	6-2	243	12	3/20/58	Pittsburgh	D2 - 81
68	Jetton, Paul	C/G	6-4	288	4	10/6/64	Texas	PB - 92(Cin)
53	Johnson, Vaughan	LB	6-3	235	7	3/24/62	N.C. State	D1 Sup- 84
27	Jones, Reginald	CB	6-1	202	2	1/11/69	Memphis State	D5 - 91
23	Jordan, Buford	FB	6-0	223	6	6/26/62	McNeese State	FA - 90
60	Kennard, Derek	G	6-3	300	7	9/9/62	Nevada-Reno	Tr - 91
84	Martin, Eric	WR	6-1	207	8	11/8/61	LSU	D7 - 85
93	Martin, Wayne	DE	6-5	275	4	10/26/65	Arkansas	D1 - 89
39	Maxie, Brett	SS	6-2	194	7	1/13/62	Texas Southern	FA - 85
25	McAfee, Fred	RB	5-10	193	2	6/20/68	Mississippi College	D6 - 91
69	Miller, Les	DE	6-7	285	6	3/1/65	Ft. Hays St. (Kan.)	PB - 91(SD)
51	Mills, Sam	LB	5-9	225	7	6/3/59	Montclair State	FA - 86
35	Morse, Bobby	FB	5-10	213	5	10/3/65	Michigan St.	FA - 89
86	Newman, Patrick	WR	5-11	189	2	9/10/68	Utah State	PB - 91(Min)
45	Petry, Stan	CB	5-11	180	4	8/14/66	Texas Christian	FA - 91
20	Pinkett, Allen	RB	5-9	196	7	1/25/64	Notre Dame	Tr - 92
70	Port, Chris	G/T	6-5	290	2	11/2/67	Duke	D12- 90
55	Ross, Scott	LB	6-1	235	2	12/7/68	USC	D11- 91
83	Scales, Greg	TE	6-4	253	4	5/9/66	Wake Forest	D5a- 88
99	Smearge, Joel	LB	6-5	250	3	4/1/68	Western Michigan	D3 - 90
30	Smith, Cedric	FB	5-10	223	3	5/27/68	Florida	FA - 91
33	Spears, Ernest	S	5-11	192	2	11/6/67	USC	FA - 92
56	Swilling, Pat	LB	6-3	242	7	10/25/64	Georgia Tech	D3b- 86
29	Taylor, Keith	S	5-11	206	5	12/21/64	Illinois	PB - 92(Ind)
82	Tice, John	TE	6-5	249	10	6/22/60	Maryland	D3a- 83
65	Trapilo, Steve	G	6-5	281	5	9/20/64	Boston College	D4 - 87
97	Turnbull, Renaldo	DE	6-4	255	3	1/5/66	West Virginia	D1 - 90
88	Turner, Floyd	WR	5-11	188	4	5/29/66	Northwestern La.	D6 - 89
87	Wainright, Frank	TE	6-3	236	2	10/10/67	N. Colorado	D8 - 91
4	Walsh, Steve	QB	6-2	200	4	12/1/66	Miami (Fla.)	Tr - 90
73	Warren, Frank	DE	6-4	290	11	9/14/59	Auburn	D3 - 81
94	Wilks, Jim	DE	6-5	275	12	3/12/58	San Diego State	D12- 81
90	Williams, James	LB	6-0	230	3	10/10/68	Mississippi St.	D6b- 90
92	Winston, DeMond	LB	6-2	239	2	9/14/68	Vanderbilt	D4 - 90




NEW ORLEANS SAINTS 1992 FIRST-YEAR ROSTER

No.	Name	Pos	Ht	Wt	NFL Exp	Birth date	College	How Acq
79	Adell, Scott	T	6-4	279	R	2/25/69	N.C. State	D12-92
13	Bolton, Nathaniel	WR	5-11	189	I	7/1/68	Mississippi College	FA-92
15	Brown, John	WR	6-1	184	R	7/2/69	Nicholls St.	FA-92
14	Buchanan, Richard	WR	5-10	179	I	5/8/69	Northwestern	FA-92
9	Carlsen, Rusty	P	6-1	218	R	2/26/69	Utah St.	FA-92
17	Casey, Herbert	WR	6-0	192	R	12/26/69	Auburn	FA-92
49	Deveney, George	TE	6-4	245	R	5/8/68	Temple	FA-92
19	Dowdell, Marcus	WR	5-10	179	R	5/22/70	Tennessee St.	D10-92
32	Dunbar, Vaughn	RB	5-10	204	R	9/4/68	Indiana	D1-92
66	Gisler, Mike	G	6-3	305	R	8/26/69	Houston	D11-92
52	Griffin, Thomas	LB	5-11	246	R	3/11/68	Grambling, St.	FA-92
58	Jones, Donald	LB	6-0	231	R	3/26/69	Washington	D9-92
78	Keim, Mike	T	6-7	285	I	11/12/65	Brigham Young	FA-91
43	Legette, Tyrone	CB	5-9	177	R	2/15/70	Nebraska	D3-92
46	Lumpkin, Sean	S	6-0	206	R	1/4/70	Minnesota	D4b-92
40	McCall, Kris	CB	6-0	180	I	8/26/69	Idaho	FA-92
76	McGuire, Gene	C/T	6-2	284	R	7/17/70	Notre Dame	D4a-92
64	Nielsen, Brian	G	6-3	300	R	5/31/67	Texas A&I	FA-92
18	Small, Torrance	WR	6-3	201	R	9/6/70	Alcorn St.	D5-92
37	Spencer, Jimmy	CB	5-9	180	I	3/29/69	Florida	FA-92
95	Stewart, Robert	NT	5-11	292	R	4/12/67	Alabama	D8-92
12	Verdugo, Kevin	QB	6-3	211	R	9/16/68	Colorado St.	FA-92
38	Vincent, Kary	CB	5-10	178	R	9/19/68	Texas A&M	D6-92

NEW ORLEANS SAINTS NUMERICAL ROSTER

3	Bobby Hebert	QB	53	Vaughan Johnson	LB
4	Steve Walsh	QB	55	Scott Ross	LB
6	Tommy Barnhardt	P	56	Pat Swilling	LB
7	Morten Andersen	K	57	Rickey Jackson	LB
9	Rusty Carlsen	P	58	Donald Jones	LB
12	Kevin Verdugo	QB	60	Derek Kennard	G
14	Richard Buchanan	WR	61	Joel Hilgenberg	G/C
15	John Brown	WR	64	Brian Nielsen	G
16	Mike Buck	QB	65	Steve Trapilo	G
17	Herbert Casey	WR	66	Mike Gisler	G
18	Torrance Small	WR	67	Stan Brock	T
19	Marcus Dowdell	WR	68	Paul Jetton	C/G
20	Allen Pinkett	RB	69	Les Miller	DE
21	Dalton Hilliard	RB	70	Chris Port	G/T
22	Gill Fenerty	RB	71	Richard Cooper	T
23	Buford Jordan	FB	72	Jim Dombrowski	T/G
24	Anthony Florence	CB	73	Frank Warren	DE
25	Fred McAfee	RB	74	Kevin Haverdink	T
26	Vince Buck	CB	76	Gene McGuire	C/T
27	Reginald Jones	CB	78	Mike Keim	G
28	Gene Atkins	S	79	Scott Adell	T
29	Keith Taylor	S	80	Wesley Carroll	WR
30	Cedric Smith	FB	82	John Tice	TE
32	Vaughn Dunbar	RB	83	Greg Scales	TE
33	Ernest Spears	S	84	Eric Martin	WR
34	Craig Heyward	FB	85	Hoby Brenner	TE
35	Bobby Morse	FB	86	Patrick Newman	WR
37	Jimmy Spencer	CB	87	Frank Wainright	TE
38	Kary Vincent	CB	88	Floyd Turner	WR
39	Brett Maxie	S	89	Quinn Early	WR
40	Kris McCall	CB	90	James Williams	LB
41	Toi Cook	CB	91	Robert Goff	NT
43	Tyrone Legette	CB	92	De Mond Winston	LB
45	Stan Petry	CB	93	Wayne Martin	DE
46	Sean Lumpkin	S	94	Jim Wilks	DE/NT
49	George Deveney	TE	95	Robert Stewart	NT
51	Sam Mills	LB	97	Renaldo Turnbull	LB
52	Thomas Griffin	LB	99	Joel Smeenge	LB

Fluids.
Minerals.
Energy.
Gatorade.
Nothing
works better.



Gatorade. For that deep down body thirst.



OTHER SAINTS FOR 1992

NATHANIEL BOLTON, Wide Receiver, Mississippi College... 5-11 189... originally signed as a rookie free agent by Cleveland in 1991, was released prior to the start of training camp... signed by the Saints 7/18, was waived 8/20, signed again as a free agent this past offseason... played running back his first two years of college, led the club in receiving his last two as a wide receiver... set school single season record as a junior with 62 receptions for 1,012 yards and 11 touchdowns... majored in computer science... was an all-state choice in football and basketball at McLain (Miss.) High School... single... born 7/1/68 at Mobile, Alabama.

JOHN BROWN, Wide Receiver, Nicholls State... 6-1, 184... attended Ponchatoula (La.) High School... signed with the Saints as a free agent in 1992... single... born 7/2/69 at Ponchatoula, La.

RICHARD BUCHANAN, Wide Receiver, Northwestern... 5-10, 179... released in training camp by Miami in 1991... played with Frankfurt of the World League this past spring... attended Provisio East High School in Maywood, Illinois... signed with the Saints as a free agent in 1992... single... born 5/8/69 at Chicago, Illinois.

RUSTY CARLSEN, Punter, Utah State... 6-1, 218... attended Bear Lakes (Idaho) High School... signed with the Saints as a free agent in 1992... married (Kimberly)... born 2/26/69 at Montpelier, Idaho.

HERBERT CASEY, Wide Receiver, Auburn... 6-0, 192... attended Foley (Ala.) High School... signed with the Saints as a free agent in 1992... single... born 12/26/69 at Foley, Alabama.

GEORGE DEVENNEY, Tight End, Temple... 6-4, 245... attended Interboro High School in Prospect Park, Pa... single... signed with the Saints as a free agent in 1992... born 5/8/68 at Ridley Park, Pa.

THOMAS GRIFFIN, Linebacker, Grambling State... 5-11, 246... attended Vigor High School in Mobile, Alabama... signed with the Saints as a free agent in 1992... single... born 3/11/68 at Mobile, Ala.

MIKE KEIM, Tackle, Brigham Young... 6-7, 285... originally signed as a free agent by the Saints in 1991, spent the first 15 weeks of the '91 season on the practice roster... activated 12/20 when Kevin Haverdink was placed on injured reserve (back), got into one play in the season finale, at Phoenix 12/22, dressed but did not play in playoff game vs. Atlanta 12/28... attended Round Valley High School in Eagar, Arizona... born 11/12/65 at Anaheim, California.

KRIS MCCALL, Cornerback, Idaho... 6-0, 180... released by San Diego in training camp in 1991... played with Montreal of the World



League this past spring... attended Encinal High School, Alameda, California... spent two years at Los Angeles Valley Junior College prior to attending Idaho... signed with the Saints as a free agent in 1992... single... born 8/26/69 at Oakland, California.

BRIAN NIELSEN, Guard, Texas A&I... 6-3, 300... attended Deer Park High School in Houston, Texas... transferred from Texas... signed with the Saints as a free agent in 1992... single... born 5/31/67 at Brooklyn, New York.

JIMMY SPENCER, Cornerback, Florida... 5-9, 180... selected in the eighth-round of the 1991 draft by Washington, spent the entire season on the Redskins' practice squad... signed by the Saints as a free agent in 1992... was a three-year letterman for the Gators... majored in sociology... played defensive back and quarterback at Glade Central High School in South Bay, Florida... born 3/29/69.

KEVIN VERDUGO, Quarterback, Colorado State... 6-3, 211... attended Pittsburg (Kansas) High School... transferred from Kansas where he started five games as a freshman in 1987... signed with the Saints as a free agent in 1992... single... born 9/16/68 at Pittsburg, Kan.

1967-91

CHRONOLOGY OF UNIFORM CHANGES

The following is a catalogue of uniform changes since the Saints' inception in 1966:

1967 — Gold pants with black and white striping; black jerseys with gold numerals and white trim with white and gold piping on sleeves; white jerseys with gold numerals and black trim with black and gold piping on sleeves. Gold helmet with black Fleur-de-Lis on either side, and black and white striping down the middle.

1969 — For preseason games exclusively — Black helmets with gold Fleur-de-Lis on either side and gold and white striping down the middle. Helmets have been gold ever since.

1971 — The color of the numerals changed. Black with gold trim on white jerseys and white with gold trim on black jerseys.

1975 — Pants were changed from gold to white with black and gold striping.

1976 — Black pants were introduced to be worn with white jerseys. Gold and white striping down the sides. Same white pants worn with the black jerseys. The facemask changed from grey to black.

1983 — Numbers changed to "San Diego-style" numerals. Thin border around the number with no direct contact between the number and the border. The second change was from socks with black and gold piping to solid black.

1986 — Gold pants with wide solid black stripes were initiated. The state Fleur-de-Lis patch appears on either side of the pants. The jersey was redesigned with TV numbers on the shoulders, and the state Fleur-de-Lis on either sleeve. The stripes on the sleeves were eliminated. The socks feature a wide gold stripe on a black background.

1991 — 25th anniversary patches were worn on the left shoulder.



1991 GAME SUMMARIES

SAINTS 27, SEAHAWKS 24

September 1 at Superdome (68,492)

The Saints scored their first points of 1991 on a Bobby Hebert to Gill Fenerty pass 4:06 into the contest, and extended the lead to 10 points with a Morten Andersen field goal 1:01 into the second quarter. New Orleans built a commanding 17-0 lead when Pat Swilling picked off a Dave Krieg pass and raced for a TD 23 seconds later. Seattle responded on their next possession with an 8-play, 85-yard drive then ended with a Krieg to Brian Blades scoring strike. Andersen came back with his second 3-pointer five minutes afterward. After the Seahawks blew a scoring chance with a fumble at the Saints' 8 near the end of the first half, they regrouped and closed the gap with a Krieg to Blades connection 2:38 into the third quarter. Less than four minutes later, John Kasay hit a field goal five plays after Dwayne Harper intercepted an errant Hebert pass. Seattle took their first lead of the afternoon with 14 seconds left in the third quarter when Brian Davis snared an Hebert pass and scampered for a score. New Orleans got the ball at their own 32 with 7:12 to play and used 6:01 of the clock as Hebert hit Floyd Turner for the winning points. Kasay had an opportunity to send the game into overtime, but his 37-yard field goal attempt with 14 seconds remaining was off the mark.

Seattle.....	0	7	17	0—24
New Orleans.....	7	13	0	7—27

SCORING

N.O. — Fenerty 50 pass from Hebert (Andersen kick)
 N.O. — Andersen 47 field goal
 N.O. — Swilling 39 interception return (Andersen kick)
 SEA. — Blades 10 pass from Krieg (Kasay kick)
 N.O. — Andersen 31 field goal
 SEA. — Blades 25 pass from Krieg (Kasay kick)
 SEA. — Kasay 37 field goal
 SEA. — Davis 40 interception return (Kasay kick)
 N.O. — Turner 10 pass from Hebert (Andersen kick)

TEAM STATISTICS

	Seattle	New Orleans
First Downs	19	13
Rushes-Yards	15-46	20-43
Net Yards Passing	302	201
Passes	30-41-2	18-29-2
QB Sacked-Yards	2-25	4-25
Punts	3-35	3-45.3
Fumbles-Lost	4-2	1-1
Penalties-Yards	9-66	10-85
Time of Possession	30:00	30:00

RUSHING

Seattle — Williams 6-22; Krieg 2-13; Fenner 7-11.
 New Orleans — Hilliard 9-18; Fenerty 5-14; Hebert 4-7; Heyward 2-4.

PASSING

Seattle — Krieg 26-35-2, 274 yds, 2 TDs; Kemp 4-6-0, 53 yds.
 New Orleans — Hebert 18-29-2, 226 yds, 2 TDs.

RECEIVING

Seattle — Blades 12-160, 2 TDs; Williams 8-80; Kane 4-40; Clark 2-16; Fenner 2-12; Skansi 1-10; McNeil 1-9.
 New Orleans — Martin 4-49; Turner 4-37, 1 TD; Fenerty 3-66, 1 TD; Hilliard 2-17; Brenner 1-21; Tice 1-21; Early 1-6; Carroll 1-5; Scales 1-4.

SAINTS 17, CHIEFS 10

September 8, at Arrowhead Stadium (74,816)

The Saints took the ball on their opening drive and traveled 55 yards in 7:16 towards a Morten Andersen field goal. After New Orleans stopped the Chiefs on three straight plays, Bobby Hebert directed an 8-play, 55-yard drive that was capped with a scoring strike to Eric Martin. New Orleans opened a 17-0 lead when Hebert spotted Quinn Early for a TD 9:55 into the second quarter. Kansas City came back and scored on their first series of the second half on a Nick Lowery field goal. A play earlier, Sam Mills and Rickey Jackson teamed to stop Christian Okoye on a third-and-one from the five. The Chiefs notched their only touchdown of the day three plays into the fourth quarter when Steve Deberg tossed a scoring pass to Jonathan Hayes. Reggie Jones and Sam Mills intercepted Deberg passes in the fourth quarter to stop any further damage, yet the Chiefs had one more opportunity to tie the score when they got the ball back at their own 21 with 2:33 to play and no time outs left. Kansas City got to the Saints' 15 on 8-9 passing by Deberg, but time expired on the Chiefs' comeback hopes.

New Orleans.....	10	7	0	0—17
Kansas City.....	0	0	3	7—10

SCORING

N.O. — Andersen 40 field goal
 N.O. — Martin 13 pass from Hebert (Andersen kick)
 N.O. — Early 45 pass from Hebert (Andersen kick)
 K.C. — Lowery 23 field goal
 K.C. — Hayes 7 pass from Deberg (Lowery kick)

TEAM STATISTICS

	New Orleans	Kansas City
First Downs	15	17
Rushes-Yards	25-72	22-67
Net Yards Passing	187	205
Passes	19-27-0	23-43-2
QB Sacked-Yards	3-24	1-7
Punts	7-44.4	6-42.3
Fumbles-Lost	1-1	1-0
Penalties-Yards	10-66	9-52
Time of Possession	32:37	27:23

RUSHING

New Orleans — Heyward 15-51; Hilliard 9-24; Fenerty 1-(-3).
 Kansas City — Word 10-40; Okoye 11-27.

PASSING

New Orleans — Hebert 19-27-0, 211 yds, 2 TDs.
 Kansas City — Deberg 23-43-2, 212 yds, 1 TD.

RECEIVING

New Orleans — Martin 7-67, 1 TD; Early 3-65, 1 TD; Tice 2-22; Turner 2-21; Scales 2-19; Hilliard 2-15; Fenerty 1-2.
 Kansas City — McNair 8-62; Thomas 5-52; B. Jones 3-27; Hayes 2-29, 1 TD; Birden 2-17; Harry 2-15; Paige 1-10.

SAINTS 24, RAMS 7

September 15 at Superdome (68,583)

The Saints scored on their first possession as they went on an 11-play, 81-yard drive that was capped by a Dalton Hilliard TD run. The score remained that way until 4:55 into the third quarter when Jerry Gray intercepted a Bobby Hebert pass and sprinted 59 yards for a score. New Orleans answered on the following series with a 9-play, 87-yard drive that culminated with a Craig Heyward scoring plunge. The Saints stymied the Rams on three straight plays and came right back to take a 21-7 lead on another Heyward score, 4:31 into the final frame. New Orleans wrapped up the game with a Morten Andersen field goal with just 3:53 to play. The Rams were held to just six first downs and 120 total net yards, both all-time lows for a Saints opponent. The New Orleans defense sacked Rams QB Jim Everett five times, including two by Rickey Jackson, and limited their passing offense to just 43 net yards.

Rams.....	0	0	7	0—7
New Orleans.....	7	0	7	10—24

SCORING

N.O. — Hilliard 1 run (Andersen kick)
 L.A. — Gray 59 interception return (Zendejas kick)
 N.O. — Heyward 1 run (Andersen kick)
 N.O. — Heyward 1 run (Andersen kick)
 N.O. — Andersen 42 field goal

TEAM STATISTICS

	Rams	New Orleans
First Downs	6	18
Rushes-Yards	20-77	36-153
Net Yards Passing	43	181
Passes	6-17-1	14-28-1
QB Sacked-Yards	5-28	1-12
Punts	10-38.4	6-45.2
Fumbles-Lost	1-0	2-0
Penalties-Yards	4-33	4-29
Time of Possession	22:36	37:24

RUSHING

Rams — Delpino 19-67; Everett 1-10.
 New Orleans — Fenerty 11-81; Heyward 17-72, 2 TDs; Hilliard 7-2, 1 TD; Hebert 1-(-2).

PASSING

Rams — Everett 6-17-1, 71 yds.
 New Orleans — Hebert 14-28-1, 193 yds.

RECEIVING

Rams — Johnson 4-20; Cox 1-32; Ellard 1-19.
 New Orleans — Early 3-55; Tice 3-47; Brenner 2-32; Martin 2-28; Turner 2-15; Hilliard 1-13; Heyward 1-3.

SAINTS 26, VIKINGS 0

September 22 at Superdome (68,591)

The Saints opened a 7-0 lead on a Craig Heyward run eight seconds into the second stanza. The score came just two plays after Gill Fenerty broke loose for a 54-yard scamper. New Orleans tacked on a Morten Andersen field goal 6:40 in the second quarter, six plays after Sam Mills intercepted a Wade Wilson pass. The lead grew to 13 points when Andersen connected on another field goal, 50 seconds before the half. A Reggie Rutland interception of a Bobby Hebert pass at the Vikings' 9 in the third quarter prevented one threat, but the Saints came right back with an Andersen field goal three seconds into the final frame. Pat Swilling recovered a Wade Wilson fumble 2:47 later at the Minnesota 16, and Heyward scored his second TD three plays later. Andersen hit the 200th 3-pointer of his career with 3:12 to play. The shutout was the Saints' first since the opening week of 1989. The Vikings did not run an offensive play from the Saints end of the field.

Minnesota.....	0	0	0	0—0
New Orleans.....	0	13	0	13—26

SCORING

N.O. — Heyward 8 run (Andersen kick)
 N.O. — Andersen 34 field goal
 N.O. — Andersen 30 field goal
 N.O. — Andersen 38 field goal
 N.O. — Heyward 8 run (Andersen kick)
 N.O. — Andersen 26 field goal

TEAM STATISTICS

	Minnesota	New Orleans
First Downs	6	16
Rushes-Yards	16-43	42-196
Net Yards Passing	108	147
Passes	12-25-2	12-26-1
QB Sacked-Yards	3-10	1-6
Punts	8-43.3	5-48
Fumbles-Lost	3-1	2-1
Penalties-Yards	7-44	8-61
Time of Possession	19:12	40:48

RUSHING

Minnesota — Allen 2-16; Walker 10-15; Wilson 3-9; A. Carter 1-3.
 New Orleans — Fenerty 20-106; Heyward 18-72, 2 TDs; Morse 1-8; Jordan 2-8; Hebert 1-2.

PASSING

Minnesota — Wilson 11-22-2, 120 yds; Gannon 1-3-0, -2 yds; Jones 0-0-0, 0 yds.
 New Orleans — Hebert 11-25-1, 109 yds; Heyward 1-1-0, 44 yds.

RECEIVING

Minnesota — A. Carter 3-27; C. Carter 3-16; Jordan 2-24; Walker 2-10; Jones 1-43; Allen 1-(-2).
 New Orleans — Early 5-85; Fenerty 3-35; Turner 2-23; Martin 2-10.



SAINTS 27, FALCONS 6

September 29 at Atlanta Fulton-County Stadium (56,556)

The Saints got on the board first with a Morten Andersen field goal 12:37 into the contest. The score came after Gene Atkins recovered an Eric Pegram fumble at the Saints' 45 6:13 earlier. Atlanta took a 6-3 lead with 2:14 left in the opening half when John Tice coughed up the ball following a reception, and Ken Tippins picked it up and raced untouched into the end zone. The extra point was wide right. New Orleans responded just 1:08 later when Bobby Hebert hit Floyd Turner for a touchdown, as Turner broke tackles and carried Deion Sanders five yards into the end zone. Hebert and Turner connected for another score, on a 3rd-and-9, 8:46 into the third quarter. Andersen added his second field goal of the afternoon five minutes later, four plays after Rickey Jackson recovered a Chris Miller fumble at the Atlanta 16. Dalton Hilliard's career-long run for a TD, 6:24 into the final frame, sealed the outcome. The Saints sacked Miller five times, including three by Jackson, who was named NFC Defensive Player-of-the-Week.

New Orleans3	7	10	7-27
Atlanta0	6	0	0-6

SCORING

N.O. — Andersen 23 field goal
 Atl. — Tippins 23 fumble return (kick wide right)
 N.O. — Turner 47 pass from Hebert (Andersen kick)
 N.O. — Turner 17 pass from Hebert (Andersen kick)
 N.O. — Andersen 31 field goal
 N.O. — Hilliard 65 run (Andersen kick)

TEAM STATISTICS

	New Orleans	Atlanta
First Downs	17	8
Rushes-Yards	38-170	14-33
Net Yards Passing	197	129
Passes	29-18-0	30-14-0
QB Sacked-Yards	0-0	5-34
Punts	6-43.5	9-45.4
Fumbles-Lost	1-1	3-2
Penalties-Yards	7-44	9-59
Time of Possession	38:09	21:51

RUSHING

New Orleans — Hilliard 5-76, 1 TD; Fenerty 17-55; Heyward 10-22; Hebert 4-13; Jordan 2-4.
 Atlanta — Miller 1-20; Rozier 4-16; Jones 1-5; Broussard 3-3; Pegram 4-2; Rison 1-9.

PASSING

New Orleans — Hebert 18-29-0, 197 yds, 2 TDs.
 Atlanta — Miller 14-30-0, 163 yds.

RECEIVING

New Orleans — Turner 4-90, 2 TDs; Martin 3-36; Tice 3-14; Early 2-22; Fenerty 2-11; Hilliard 2-11; Brenner 1-7; Heyward 1-6.
 Atlanta — Pritchard 4-58; Thomas 3-54; Haynes 2-13; Jones 2-7; Collins 1-21; Rison 1-9; Johnson 1-1.

SAINTS 13, EAGLES 6

October 13 at Veterans Stadium (64,224)

Philadelphia opened the scoring with a Roger Ruzek field goal on the first play of the second quarter. The score was set up by a Rod Harris 40-yard punt return to the Saints' 41. The Eagles got the ball back on their next possession at the Saints' 49, but again had to settle for a Ruzek field goal. New Orleans got on the board with a Morten Andersen field goal 2:55 before the half. Four plays earlier Pat Swilling stripped the ball from Eagles' quarterback Brad Goebel, and Renaldo Turnbull scooped it up at the Birds' 4. The lone touchdown of the day was again made possible by the Saints defense, as Toi Cook picked off a Goebel pass and returned it to the Philadelphia 17. Three plays later, Steve Walsh, subbing for Bobby Hebert who left the game in the second quarter with a mild concussion, connected with Dalton Hilliard for a TD midway through the third frame. New Orleans extended its lead to seven points with another Andersen field goal, this one with 2:39 remaining in the contest. The Saints stopped Philadelphia on their next series, after five of the previous six Eagles possessions resulted in turnovers. New Orleans forced six turnovers overall, including five interceptions, their most since the tenth game of the 1987 season. The Saints defense also recorded five sacks, led by Swilling's 2.5.

New Orleans0	3	7	3-13
Philadelphia0	6	0	0-6

SCORING

Phi. — Ruzek 48 field goal
 Phi. — Ruzek 41 field goal
 N.O. — Andersen 36 field goal
 N.O. — Hilliard 14 pass from Walsh (Andersen kick)
 N.O. — Andersen 26 field goal

TEAM STATISTICS

	New Orleans	Philadelphia
First Downs	10	11
Rushes-Yards	30-64	18-53
Net Yards Passing	98	151
Passes	10-25-2	18-35-5
QB Sacked-Yards	2-27	6-29
Punts	7-44.7	3-30.7
Fumbles-Lost	0-0	6-1
Penalties-Yards	11-67	6-30
Time of Possession	33:04	26:56

RUSHING

New Orleans — Hilliard 12-44; Fenerty 14-14; Hebert 1-7; Jordan 1-0; Morse 2-11.
 Philadelphia — Sherman 7-29; Sanders 8-22; Goebel 2-2; Byars 1-0.

PASSING

New Orleans — Hebert 2-8-2, 29 yds; Walsh 8-17-0, 96 yds, 1 TD.
 Philadelphia — Goebel 12-22-4, 106 yds; Ryan 6-13-1, 74 yds.

RECEIVING

New Orleans — Turner 4-45; Martin 3-38; Early 1-19; Hilliard 1-14, 1 TD; Carroll 1-9.
 Philadelphia — Keith Jackson 8-81; Green 4-55; Barnett 3-34; Sherman 2-2; Byars 1-12.

SAINTS 23, BUCCANEERS 7

October 20 at Superdome (68,591)

Gill Fenerty's TD run 5:14 into the game gave the Saints an early lead. His run occurred four plays after Brett Maxie intercepted a Chris Chandler pass, and one play following a Buccaneer pass interference call in the end zone. Morten Andersen tacked on a field goal 3:01 into the second stanza, and another 3-pointer 4:40 later, seven plays following a Tampa Bay fumble at the Buccaneer 29. Andersen added his third field goal seven seconds before the half. The Bucs tallied their lone score of the day on a Chandler to Robert Wilson connection 9:56 into the third quarter. The TD capped a 7-play, 49-yard drive, and marked the first touchdown yielded by the Saints defense in the last 19 quarters and 63 possessions. Toi Cook picked off a Chandler pass and returned it to the Bucs' 11 1:46 into the final frame. Three plays later, Walsh found Eric Martin in the middle of the end zone for Martin's club-record 38th receiving touchdown of his career. The Saints notched 17 points off of three Tampa Bay turnovers, while the Saints defense accounted for six sacks, including 2.5 by Frank Warren and a pair by Pat Swilling.

Tampa Bay0	0	7	0-7
New Orleans7	9	0	7-23

SCORING

N.O. — Fenerty 1 run (Andersen kick)
 N.O. — Andersen 32 field goal
 N.O. — Andersen 28 field goal
 N.O. — Andersen 48 field goal
 TB. — Wilson 5 pass from Chandler (Christie kick)
 N.O. — Martin 8 pass from Walsh (Andersen kick)

TEAM STATISTICS

	Tampa Bay	New Orleans
First Downs	13	17
Rushes-Yards	16-46	32-79
Net Yards Passing	173	205
Passes	17-31-2	19-31-2
QB Sacked-Yards	6-38	0-0
Punts	6-46.8	4-42
Fumbles-Lost	2-1	4-42
Penalties-Yards	4-70	8-65
Time of Possession	23:39	36:21

RUSHING

Tampa Bay — Cobb 9-24; Wilson 3-17; Chandler 4-5.
 New Orleans — Fenerty 20-56, 1 TD; Jordan 6-11; Early 1-6; Hilliard 3-4; Walsh 2-2.

PASSING

Tampa Bay — Chandler 17-31-2, 211 yds, 1 TD.
 New Orleans — Walsh 19-31-2, 205 yds, 1 TD.

RECEIVING

Tampa Bay — Dawsey 4-62; Wilson 4-21, 1 TD; Carrier 3-58; Drewrey 3-32; Anthony 1-14; Anderson 1-13; Cobb 1-11.
 New Orleans — Martin 4-75, 1 TD; Hilliard 4-20; Turner 3-51; Early 2-33; Fenerty 2-16; Jordan 2-13; Carroll 1-10; Wainright 1-3.



BEARS 20, SAINTS 17

October 27 at Superdome (68,591)

The Saints accounted for the first points of the day 10:27 into the game when Bobby Hebert hooked up with Floyd Turner over the middle for a touchdown. Chicago responded with a Kevin Butler field goal 8:01 into the second quarter, and another Butler 3-pointer with 1:09 to play in the opening half. New Orleans got the ball back at their own 30 and traveled to the Bears' 43 on the strength of a 13-yard completion from Hebert to Eric Martin on a 3rd-and-6 from the Saints' 44. That pass set the stage for Morten Andersen's 60-yard field goal, a career-long and tying him for the second-longest in NFL history. Chicago claimed their initial lead of the day 4:32 into the third quarter when Brad Muster crossed the goal line from six yards out, marking the first rushing TD the Saints had yielded all season. The score capped a four-play drive that began at the Saints' 40 following a Dalton Hilliard fumble. Vince Buck was flagged for pass interference two plays prior to the TD, giving the Bears the ball at the Saints' 9. New Orleans regained the lead with 2:54 to play in the third quarter when Hebert and Turner hooked up for their second TD of the day. Buck picked off his second pass of the day, at the Saints' 44, to set up the score. The count remained that way until the Bears got the ball at their own 48 with 1:54 to play. From there, Jim Harbaugh completed all three passes for 45 yards, including a 12-yard TD to Tom Waddle with 54 seconds remaining.

Chicago0	6	7	7-20
New Orleans7	3	7	0-17

SCORING

N.O. — Turner 65 pass from Hebert (Andersen kick)
 Chi. — Butler 34 field goal
 Chi. — Butler 48 field goal
 N.O. — Andersen 60 field goal
 Chi. — Muster 6 run (Butler kick)
 N.O. — Turner 8 pass from Hebert (Andersen kick)
 Chi. — Waddle 12 pass from Harbaugh (Butler kick)

TEAM STATISTICS

	Chicago	New Orleans
First Downs	11	13
Rushes-Yards	31-142	23-51
Net Yards Passing	36	262
Passes	5-22-2	27-39-1
QB Sacked-Yards	3-25	3-29
Punts	6-49.3	6-40.8
Fumbles-Lost	0-0	3-2
Penalties-Yards	5-36	3-50
Time of Possession	27:20	32:40

RUSHING

Chicago — Muster 10-57, 1 TD; Anderson 12-53; Harbaugh 5-24; Green 3-6; Gentry 1-2.
 New Orleans — Fenerty 8-25; Hebert 3-8; Hilliard 9-8; Jordan 2-6; Early 1-4.

PASSING

Chicago — Harbaugh — 5-22-2, 61 yds, 1 TD.
 New Orleans — Hebert 27-39-1, 291 yds, 2 TDs.

RECEIVING

Chicago — Waddle 2-17, 1 TD; Anderson 2-17; Davis 1-27.
 New Orleans — Turner 9-179, 2 TDs; Martin 4-25; Early 4-14; Carroll 3-32; Hilliard 3-2; Tice 1-20; Brenner 1-11; Fenerty 1-6; Jordan 1-2.



SAINTS 24, RAMS 17

November 3 at Anaheim Stadium
(67,821)

Vince Buck's interception on the third play of the game led to a Morten Andersen field goal 4:56 into the game. New Orleans took over at their own 44 on their next possession and put together a 6-play drive that ended with a Steve Walsh to Craig Heyward touchdown pass. The Rams responded on their next series with a Tony Zendejas field goal, four plays after Jim Everett and Robert Delapino hooked up for a 78-yard completion. Los Angeles tied the score when Delapino crossed the goal line with 1:20 to play in the half. The tying TD occurred five plays after a Michael Stewart interception. The Rams took over at their own 46 with 34 seconds left in the half, but on the first play Gene Atkins stripped the ball from Jim Price and Vencie Glenn recovered at the Rams' 44. Following a 25-yard completion to Eric Martin, Walsh hit Wesley Carroll for a TD three seconds prior to the half. The Rams got to the Saints' 6 on the first play of the fourth quarter, but LB Pat Swilling came through untouched and stripped the ball loose from Everett, and Rickey Jackson recovered on the 15. New Orleans appeared to have sealed the game when a Buford Jordan TD run capped an 11-play, 79-yard drive with 4:37 to play. The Rams came right back and went 65 yards in just 1:58, ending in an Everett to Flipper Anderson touchdown. The Rams got the ball back once more but Everett's pass into the end zone on the final play was picked off by Vince Buck. Swilling tallied three sacks and a forced fumble, and was named NFC Defensive Player-of-the-Week, while Buck picked off a pair of passes for the second straight week.

New Orleans	10	7	0	7-24
Los Angeles	3	7	0	7-17

SCORING

N.O. — Andersen 45 field goal
N.O. — Heyward 22 pass from Walsh (Andersen kick)
L.A. — Zendejas 31 field goal
L.A. — Delapino 2 run (Zendejas kick)
N.O. — Carroll 31 pass from Walsh (Andersen kick)
N.O. — Jordan 11 run (Andersen kick)
L.A. — Anderson 15 pass from Everett (Zendejas kick)

TEAM STATISTICS

	New Orleans	Los Angeles
First Downs	19	16
Rushes-Yards	30-90	23-55
Net Yards Passing	269	326
Passes	17-33-1	18-31-3
QB Sacked-Yards	0-0	3-20
Punts	6-41.5	4-42
Fumbles-Lost	0-0	3-2
Penalties-Yards	5-22	6-57
Time of Possession	31:29	28:31

RUSHING

New Orleans — Jordan 14-46, 1 TD; Heyward 14-39; McAfee 2-5.
Los Angeles — Delapino 20-50, 1 TD; Dupree 3-5.

PASSING

New Orleans — Walsh 17-33-1, 269 yds, 2 TDs.
Los Angeles — Everett 18-31-3, 346 yds, 1 TD.

RECEIVING

New Orleans — Turner 5-71; Martin 4-75; Carroll 4-61, 1 TD; Heyward 2-25, 1 TD; Tice 1-20; Brenner 1-17.
Los Angeles — Price 5-67; Anderson 4-91, 1 TD; Ellard 4-71; Delapino 2-89; Turner 1-14; Cox 1-8; Johnson 1-6.

SAINTS 10, 49ERS 3

November 10 at Superdome (68,591)

Dave Waymer intercepted a Steve Walsh pass on the game's second play, putting the 49ers at the Saints' 17. The New Orleans defense held and forced a Mike Cofer field goal four plays later. The Saints were stymied by the 49ers' defense until Walsh hit Eric Martin for a TD with 5:21 to play in the opening half. The score was set up by a Vince Buck fumble recovery at the San Francisco 32 five plays earlier. Runs of 15 and four yards by Fred McAfee put the Saints inside the 49ers' 10. The Saints opening possession of the second half resulted in an 11-play, 69-yard drive that was capped by a Morten Andersen field goal. San Francisco got to the Saints' 29 early in the fourth quarter, but Pat Swilling caused a fumble to end that threat, and Rickey Jackson jarred the ball loose from Harry Sydney at the Saints' 17 with four minutes remaining to halt another potential score.

San Francisco	3	0	0	0-3
New Orleans	0	7	3	0-10

SCORING

S.F. — Cofer 32 field goal
N.O. — Martin 8 pass from Walsh (Andersen kick)
N.O. — Andersen 21 field goal

TEAM STATISTICS

	San Francisco	New Orleans
First Downs	15	10
Rushes-Yards	24-114	32-82
Net Yards Passing	102	109
Passes	15-32-0	10-25-1
QB Sacked-Yards	3-29	1-7
Punts	7-40.1	9-43.9
Fumbles-Lost	3-3	0-0
Penalties-Yards	7-51	3-54
Time of Possession	27:44	32:16

RUSHING

San Francisco — Rathman 7-34; Henderson 9-31; Sydney 4-25; Bono 1-16; Carter 3-8.
New Orleans — McAfee 16-61; Fenerty 8-14; Jordan 5-12; Walsh 3-(-5).

PASSING

San Francisco — Bono 15-32-0, 131 yds.
New Orleans — Walsh 10-25-1, 116 yds, 1 TD.

RECEIVING

San Francisco — Rice 4-24; Carter 3-23; Jones 2-34; Henderson 2-19; Sydney 2-14; Rathman 1-14; Taylor 1-3.
New Orleans — Martin 4-39, 1 TD; Fenerty 3-47; Turner 2-26; Carroll 1-4.

CHARGERS 24, SAINTS 21

November 17 at Jack Murphy Stadium
(48,420)

The Saints scored on the first series of the game with a 12-play, 78-yard drive that ate up 7:38 of the clock and ended with a Steve Walsh to Buford Jordan scoring pass. Walsh connected on 5 of 6 for 57 yards on the march. The Chargers answered right back with an 80-yard drive that culminated with a Steve Hendrickson scoring run. FB Marion Butts ran for 46 yards on 3 carries, and QB John Friesz completed a fourth down pass to Ronnie Harmon to key the effort. New Orleans went up 14-7 when Wayne Martin blocked a John Kidd punt and Frank Warren picked up the loose ball and ran for a TD 6:52 into the second quarter. San Diego's Nate Lewis tied the score when he returned the ensuing kickoff and went untouched for a touchdown. The Saints reclaimed their lead on the following series when Walsh hit Quinn Early for a scoring strike three minutes before the half. Walsh hit on all four passes, for 63 yards, on the drive, which covered 77 yards. The score remained that way until Friesz guided an 11-play, 63-yard drive that was capped by a Butts' scoring run with 3:04 to play in the contest. The Chargers got the ball back after the Saints were forced to punt, and traveled from their own 29 to the Saints' 1 in 1:28, setting up John Carney's game-winning field goal with five seconds left.

New Orleans	7	14	0	0-21
San Diego	7	7	0	10-24

SCORING

N.O. — Jordan 1 pass from Walsh (Andersen kick)
S.D. — Hendrickson 3 run (Carney kick)
N.O. — Warren 37 blocked punt return (Andersen kick)
S.D. — Lewis 95 kickoff return (Carney Kick)
N.O. — Early 38 pass from Walsh (Andersen kick)
S.D. — Butts 5 run (Carney kick)
S.D. — Carney 19 field goal

TEAM STATISTICS

	New Orleans	San Diego
First Downs	17	15
Rushes-Yards	27-92	23-146
Net Yards Passing	193	159
Passes	21-34-1	16-30-1
QB Sacked-Yards	1-10	2-16
Punts	6-45.7	6-32.7
Fumbles-Lost	4-3	1-1
Penalties-Yards	4-20	7-42
Time of Possession	34:19	25:41

RUSHING

New Orleans — McAfee 8-45; Fenerty 15-41; Early 1-3; Walsh 1-3; Jordan 2-0.
San Diego — Butts 15-92, 1 TD; Harmon 6-46; Friesz 1-5; Hendrickson 1-3, 1 TD.

PASSING

New Orleans — Walsh 21-34-1, 203 yds, 2 TDs.
San Diego — Friesz 16-30-1, 175 yds.

RECEIVING

New Orleans — Martin 4-50; Fenerty 4-11; Turner 3-43; Jordan 3-21, 1 TD; Carroll 3-17; Tice 2-18; Early 1-38, 1 TD; Brenner 1-5.
San Diego — Harmon 4-23; Miller 3-33; McEwen 3-31; Lewis 2-38; Butts 2-15; Samuels 1-29; Young 1-6.



FALCONS 23, SAINTS 20 (OT)

November 24 at Superdome (68,591)

The Saints had the ball first-and-goal in the first quarter, but the snap was mishandled on a 28-yard field goal attempt. Norm Johnson's field goal 8:08 into the second stanza gave Atlanta a 3-0 lead. The Saints went ahead on a Gill Fenerty TD run one play after a 61-yard flea-flicker from Mike Buck to Floyd Turner. Morten Andersen hit a field goal 4:24 into the third quarter, but Chris Miller hooked up with Michael Haynes on the next play from scrimmage to tie the score. Two long runs by Fred McAfee set up another Andersen field goal on their next series, and a Reggie Jones' 51-yard INT return set up a McAfee TD run 2:17 into the fourth quarter. Atlanta answered on their following possession with a 13-play, 70-yard drive that ended with a Johnson field goal. A McAfee fumble at the Saints' 15 with 2:10 to play, set up a Miller to Haynes scoring pass two plays later to send the game into overtime. New Orleans penetrated the Falcons' 40 twice in the extra period, but a missed field goal from 55 yards out and a punt was all the Saints had to show for it. The Falcons got the ball at their own 2 following that punt, and Miller found Haynes for a 57-yard completion to the Saints' 41 to set up the game-winning field goal with 1:57 left in overtime.

Atlanta	0	3	7	10	3-23
New Orleans	0	7	6	7	0-20

SCORING

Atl. — Johnson 25 field goal
N.O. — Fenerty 2 run (Andersen kick)
Atl. — Andersen 39 field goal
Atl. — Haynes 80 pass from Miller (Johnson kick)
N.O. — Andersen 31 field goal
N.O. — McAfee 1 run (Andersen kick)
Atl. — Johnson 27 field goal
Atl. — Haynes 18 pass from Miller (Johnson kick)
Atl. — Johnson 50 field goal

TEAM STATISTICS

	Atlanta	New Orleans
First Downs	12	20
Rushes-Yards	28-91	43-164
Net Yards Passing	240	255
Passes	15-31-3	16-35-1
QB Sacked-Yards	4-20	0-0
Punts	7-46.6	7-37.7
Fumbles-Lost	1-1	2-2
Penalties-Yards	5-36	6-45
Time of Possession	30:23	42:40

RUSHING

Atlanta — Rozier 20-63; Pegram 4-11; T. Johnson 3-10; Miller 1-7.
New Orleans — McAfee 28-138, 1 TD; Jordan 4-13; Fenerty 10-13, 1 TD; Barnhardt 1-0.

PASSING

Atlanta — Miller 15-31-3, 260 yds, 2 TDs.
New Orleans — Walsh 15-34-1, 194 yds; M.Buck 1-1-0, 61 yds.

RECEIVING

Atlanta — Haynes 6-187, 2 TDs; Rison 3-25; Dixon 2-13; T. Johnson 1-13; Pritchard 1-12; Thomas 1-8; Phillips 1-2.
New Orleans — Martin 6-84; Turner 5-115; Brenner 3-30; Jordan 1-14; Carroll 1-12.



49ERS 38, SAINTS 24

December 1 at Candlestick Park (62,092)

San Francisco opened the scoring with a TD pass from Steve Bono to John Taylor 5:44 into the second quarter, following a 10-play, 75-yard drive. The Saints responded with an 11-play, 80-yard march that ended with a pass from Steve Walsh to Floyd Turner. The 49ers regained the lead when Dexter Carter took the ensuing kickoff and didn't stop until he reached the Saints' end zone. New Orleans added a Morten Andersen field goal two seconds prior to the half. A 51-yard completion from Bono to Jerry Rice on the first play of the second half set up a Mike Cofer field goal. Fred McAffee's TD run with 3:44 to play in the third quarter tied the score, and Walsh's second TD strike to Turner, 2:38 later, following a Joe Prokop fumble at the Saints' 14, put New Orleans ahead for the first time. A TD pass from Bono to Carter with 4:09 to play tied the contest, and a Bono to Rice hookup 2:23 later provided the 49ers with the winning margin. The Saints got the ball back at their own 26 with 1:36 left and no timeouts remaining. But after getting to the 49ers' 46, Walsh fumbled as he attempted to stop the clock. Johnnie Jackson picked up the loose ball and raced to the Saints' 1 before Tom Rathman scored on the next play. Walsh established a career-high with 317 yards passing.

New Orleans0	10	14	0—24
San Francisco0	14	3	21—38

SCORING

S.F. — Taylor 19 pass from Bono (Cofer kick)
 N.O. — Turner 5 pass from Walsh (Andersen kick)
 S.F. — Carter 98 kickoff return (Cofer kick)
 N.O. — Andersen 52 field goal
 S.F. — Cofer 42 field goal
 N.O. — McAffee 12 run (Andersen kick)
 N.O. — Turner 3 pass from Walsh (Andersen kick)
 S.F. — Carter 11 pass from Bono (Cofer kick)
 S.F. — Rice 47 pass from Bono (Cofer kick)
 S.F. — Rathman 1 run (Cofer kick)

TEAM STATISTICS

	New Orleans	San Francisco
First Downs	22	22
Rushes-Yards	26-98	18-40
Net Yards Passing	317	343
Passes	25-42-0	27-41-0
QB Sacked-Yards	0-0	1-4
Punts	4-38.5	2-46.5
Fumbles-Lost	4-3	3-2
Penalties-Yards	2-20	3-28
Time of Possession	31:11	28:49

RUSHING

New Orleans — McAffee 22-90, 1 TD; Fenerty 1-6; Jordan 1-2; Walsh 2-0.
 San Francisco — Henderson 7-26; Rathman 7-12; Bono 2-8; Carter 1-4; Prokop 1-10.

PASSING

New Orleans — Walsh 25-42-0, 317 yds, 2 TDs.
 San Francisco — Bono 27-41-0, 347 yds, 3 TDs.

RECEIVING

New Orleans — Turner 10-132, 2 TDs; Martin 5-71; Newman 3-33; Brenner 3-18; Early 2-43; Fenerty 1-11; Tice 1-9.
 San Francisco — Rice 9-154, 1 TD; Henderson 7-71; Taylor 5-62, 1 TD; Carter 4-45, 1 TD; Williams 1-11; Sherrard 1-4.

COWBOYS 23, SAINTS 14

December 8 at Texas Stadium (64,530)

Dallas opened the scoring with a Steve Beuerlein to Darryl Johnston TD pass, capping a 16-play, 78-yard drive that consumed 9:27 of the clock. Ken Willis added a field goal on the second play of the second quarter, before the Saints got on the board with a Steve Walsh to Eric Martin TD pass with 2:39 remaining in the first half. The Cowboys extended their lead to six points with another Willis 3-pointer, 5:15 into the third period. The Saints responded on their next series with an 11-play, 80-yard drive that ate up 7:15 of the clock and ended with a Walsh to Gill Fenerty touchdown. Willis' third field goal of the afternoon, 2:34 into the final frame, put the Pokes back on top for good. The Saints got the ball back at their own 15, but were stopped on fourth down from the Dallas 37. The Cowboys proceeded to travel 63 yards towards a Tommie Agee touchdown run with two minutes remaining in the game. Walsh set a career-high with 26 completions.

New Orleans0	7	7	0—14
Dallas7	3	3	10—23

SCORING

Dall. — Johnston 1 pass from Beuerlein (Willis kick)
 Dall. — Willis 50 field goal
 N.O. — Martin 8 pass from Walsh (Andersen kick)
 Dall. — Willis 41 field goal
 N.O. — Fenerty 4 pass from Walsh (Andersen kick)
 Dall. — Willis 40 field goal
 Dall. — Agee 4 run (Willis kick)

TEAM STATISTICS

	New Orleans	Dallas
First Downs	22	20
Rushes-Yards	19-99	31-117
Net Yards Passing	229	184
Passes	26-40-1	17-29-0
QB Sacked-Yards	1-9	0-0
Punts	3-47	2-38.5
Fumbles-Lost	1-0	0-0
Penalties-Yards	4-30	2-14
Time of Possession	28:48	31:12

RUSHING

New Orleans — McAffee 14-71; Fenerty 4-24; Jordan 1-4.
 Dallas — Smith 27-112; Agee 2-6, 1 TD; Johnston 1-1; Beuerlein 1-12.

PASSING

New Orleans — Walsh 26-39-0, 238 yds, 2 TDs; Buck 0-1-1.
 Dallas — Beuerlein 17-29-0, 184 yds, 1 TD.

RECEIVING

New Orleans — Martin 6-66, 1 TD; Fenerty 5-28; Jordan 4-38; Early 3-27; Carroll 2-26; Tice 2-19; Turner 2-10; Brenner 1-16; Hilliard 1-8.
 Dallas — Irvin 5-101; Harper 4-34; Roberts 3-25; Smith 2-9; Johnston 2-8; Novacek 1-7.

SAINTS 27, RAIDERS 0

December 16 at Superdome (68,625)

The Saints took the ball on their opening possession and embarked on a 9-play, 67-yard drive that ended with a Morten Andersen field goal. The score was set up by a 52-yard completion from Bobby Hebert to Quinn Early four plays earlier. A missed field goal from 41 yards out in the first quarter and a fumble inside the Raiders' 10 in the second stanza prevented the Saints from increasing their lead. Dalton Hilliard's TD run with 3:04 left in the third quarter capped a 10-play, 69-yard drive. Derrick Crudup blocked a Tommy Barnhardt punt on the first series of the fourth quarter, but the Raiders failed to capitalize when Jeff Jaeger's 53-yard field goal attempt fell just short. New Orleans came right back with an Andersen field goal with 1:35 to play in the game, and a Gill Fenerty TD run 1:23 later, five plays after Bennie Thompson recovered an Ethan Horton fumble. Fenerty's 23-yard run two plays earlier set up the touchdown. Brett Maxie's interception return for a score sealed the outcome. The Raiders mustered only 117 total yards, an all-time low by a Saints' opponent, and only six first downs, tying an all-time low. Hebert threw for a career-high 320 yards, while Early tallied a career-best 127 yards receiving.

Los Angeles0	0	0	0—0
New Orleans3	0	7	17—27

SCORING

N.O. — Andersen 37 field goal
 N.O. — Hilliard 1 run (Andersen kick)
 N.O. — Andersen 42 field goal
 N.O. — Fenerty 2 run (Andersen kick)
 N.O. — Maxie 31 interception return (Andersen kick)

TEAM STATISTICS

	Los Angeles	New Orleans
First Downs	6	26
Rushes-Yards	15-71	32-161
Net Yards Passing	46	314
Passes	7-17-1	28-39-0
QB Sacked-Yards	4-30	1-6
Punts	6-46.7	2-25
Fumbles-Lost	1-1	2-1
Penalties-Yards	11-67	11-93
Time of Possession	19:24	40:36

RUSHING

Los Angeles — Bell 5-26; Allen 5-25; Evans 1-11; Craig 2-8; Smith 1-2; Brown 1-11.
 New Orleans — McAffee 11-52; Hilliard 11-49, 1 TD; Fenerty 4-31, 1 TD; Hebert 3-23; Jordan 3-6.

PASSING

Los Angeles — Schroeder 7-14-0, 76 yds; Evans 0-3-1.
 New Orleans — Hebert 28-39-0, 320 yds.

RECEIVING

Los Angeles — Brown 2-17; Craig 2-9; Gault 1-21; Allen 1-15; Horton 1-14.
 New Orleans — Martin 6-69; Tice 5-36; Early 4-127; Hilliard 4-17; Turner 3-22; Jordan 3-19; Brenner 2-22; McAffee 1-8.

SAINTS 27, CARDINALS 3

December 22 at Sun Devil Stadium (30,928)

Dave Duerson's interception of a Bobby Hebert pass led to a Greg Davis field goal 5:36 into the game. Pat Swilling stripped the ball loose from Cards' QB Chris Chandler at the Phoenix 10, leading to a Morten Andersen field goal 5:34 into the second quarter. Stan Gelbaugh, replacing an injured Chandler, fumbled on the next play from scrimmage, giving the Saints the ball at the Cards' 22. Five plays later, Dalton Hilliard gave New Orleans a 7-point lead. Andersen made it a 13-3 contest with his second field goal, 21 seconds prior to the half. A Gene Atkins interception and lateral to Bennie Thompson that wound up at the Phoenix 12, led to a Buford Jordan TD run on fourth down, 9:06 into the third quarter. The Saints final points came on a scoring pass from Hebert to Floyd Turner, 2:32 into the final frame, three plays after Atkins brought back his third interception of the game 79 yards to the Cardinals' 20. The Saints forced a total of seven turnovers, tied for the most in club history. Atkins' 3 interceptions tied three others for the most-ever by a Saint.

New Orleans0	13	7	7—27
Phoenix3	0	0	0—3

SCORING

Pho. — Davis 38 field goal
 N.O. — Andersen 27 field goal
 N.O. — Hilliard 2 run (Andersen kick)
 N.O. — Andersen 39 field goal
 N.O. — Jordan 3 run (Andersen kick)
 N.O. — Turner 19 pass from Hebert (Andersen kick)

TEAM STATISTICS

	New Orleans	Phoenix
First Downs	12	18
Rushes-Yards	28-95	22-72
Net Yards Passing	95	173
Passes	12-24-1	19-36-5
QB Sacked-Yards	1-5	2-22
Punts	6-45.2	3-45.7
Fumbles-Lost	1-0	2-2
Penalties-Yards	6-50	3-26
Time of Possession	28:35	31:25

RUSHING

New Orleans — Jordan 4-38, 1 TD; McAffee 8-32; Hilliard 14-27, 1 TD; Fenerty 1-0; Hebert 1-12.
 Phoenix — Thompson 7-28; Johnson 8-26; Chandler 4-18; Centers 1-2; Gelbaugh 1-2.

PASSING

New Orleans — Hebert 12-24-1, 100 yds, 1 TD.
 Phoenix — Chandler 7-12-2, 67 yds; Gelbaugh 12-24-3, 128 yds.

RECEIVING

New Orleans — Turner 4-47, 1 TD; Martin 2-21; Hilliard 1-10; Carroll 1-8; Early 1-7; Tice 1-4; Fenerty 1-2; Jordan 1-1.
 Phoenix — Hill 5-65; Centers 5-41; Proehl 4-29; Jones 3-40; Jordan 2-20.



FALCONS 27, SAINTS 20

December 28 at Superdome (68,794)

The Saints took the ball on their opening possession and traveled 78 yards in 8:57 towards a Bobby Hebert to Floyd Turner TD pass. The Saints looked as if they might open a 14-point lead, but Deion Sanders picked off an Hebert pass in the end zone on third-and-goal from the 3. Rickey Jackson stripped the ball from Chris Miller at the Saints' 48 on the first play of the second quarter, setting up a Morten Andersen field goal six plays later. The Falcons answered with an 80-yard drive that ate up 9:34 of the clock and ended with a Miller to Andre Rison touchdown. A Norm Johnson field goal with 37 seconds remaining in the half tied the score, but a Fred McAfee 39-yard kickoff return and a 26-yard completion from Hebert to Dalton Hilliard set up an Andersen field goal with no time left in the half. Atlanta took their first lead of the day when Miller connected with Michael Haynes for a TD 5:01 into the third quarter. New Orleans responded with a 19-play, 80-drive that used 10:49 of the clock and concluded with a Dalton Hilliard scoring run 50 seconds into the final frame. Atlanta tied the game when Johnson booted his second 3-pointer of the game midway through the fourth quarter, and scored the game-winning points on a TD connection from Miller to Haynes with 2:41 left to play. The Saints were driving at the Falcons' 35 with 1:10 to play, but Tim McKyer intercepted Hebert's pass. DE Frank Warren led the Saints defensive charge with two sacks.

Atlanta	0	10	7	10	— 27
New Orleans	7	6	0	7	— 20

SCORING

N.O. — Turner 26 pass from Hebert (Andersen kick)
 N.O. — Andersen 45 field goal
 Atl. — Rison 24 pass from Miller (Johnson kick)
 Atl. — Johnson 44 field goal
 N.O. — Andersen 35 field goal
 Atl. — Haynes 20 pass from Miller (Johnson kick)
 N.O. — Hilliard 1 run (Andersen kick)
 Atl. — Johnson 36 field goal
 Atl. — Haynes 61 pass from Miller (Johnson kick)

TEAM STATISTICS

	Atlanta	New Orleans
First Downs	20	23
Rushes-Yards	22-79	22-65
Net Yards Passing	255	265
Passes	18-30-1	26-44-2
QB Sacked-Yards	5-36	1-8
Punts	1-42	3-54
Fumbles-Lost	3-1	2-1
Penalties-Yards	6-48	5-49
Time of Possession	26:52	33:08

RUSHING

Atlanta — Rozier 7-35; Pegram 11-26; Miller 4-18.
 New Orleans — McAfee 14-49; Hebert 1-9; Hilliard 4-5; 1 TD; Jordan 3-2.

PASSING

Atlanta — Miller 18-30-1, 291 yds, 3 TDs.
 New Orleans — Hebert 26-44-2, 273 yds, 1 TD.

RECEIVING

Atlanta — Haynes 6-144, 2 TDs; Pritchard 5-63; Rison 4-56, 1 TD; Thomas 1-19; Pegram 1-5; Dixon 1-4.
 New Orleans — Martin 7-83; Turner 5-75, 1 TD; Early 5-41; Hilliard 5-33; Carroll 2-23; Tice 1-13; Jordan 1-5.

HEAD COACHES

Year	W	L	T
Tom Fears			
1967	3	11	0
1968	4	9	1
1969	5	9	0
1970	1	5	1
Totals	13	34	2
J.D. Roberts			
1970	1	6	0
1971	4	8	2
1972	2	11	1
Totals	7	25	3
John North			
1973	5	9	0
1974	5	9	0
1975	1	5	0
Totals	11	23	0
Ernie Heffler			
1975	1	7	0
Hank Stram			
1976	4	10	0
1977	3	11	0
Totals	7	21	0
Dick Nolan			
1978	7	9	0
1979	8	8	0
1980	0	12	0
Totals	15	29	0
Dick Stanfel			
1980	1	3	0
O.A. (Bum) Phillips			
1981	4	12	0
1982	4	5	0
1983	8	8	0
1984	7	9	0
1985	4	8	0
Totals	27	42	0
Wade Phillips			
1985	1	3	0
Jim Mora			
1986	7	9	0
1987	12	3	0
1988	10	6	0
1989	9	7	0
1990	8	8	0
1991	11	5	0
Totals	57	38	0

SAINTS 1991 STATISTICS

WON 11, LOST 5 (*OVERTIME)

Sept. 1	W	27-24	Seattle	68,492
Sept. 8	W	17-10	at Kansas City	74,816
Sept. 15	W	24-7	Rams	68,583
Sept. 22	W	26-0	Minnesota	68,591
Sept. 29	W	27-6	at Atlanta	56,556
Oct. 13	W	13-6	at Philadelphia	64,224
Oct. 20	W	23-7	Tampa Bay	68,591
Oct. 27	L	17-20	Chicago	68,591
Nov. 3	W	24-17	at Rams	58,713
Nov. 10	W	10-3	San Francisco	68,591
Nov. 17	L	21-24	at San Diego	48,420
Nov. 24	*L	20-23	Atlanta	68,591
Dec. 1	L	24-38	at San Francisco	62,092
Dec. 8	L	14-23	at Dallas	64,530
Dec. 16	W	27-0	Raiders	68,625
Dec. 22	W	27-3	at Phoenix	30,928

SAINTS

TOTAL FIRST DOWNS	267
Rushing	93
Passing	157
Penalty	17
3rd Down: Made/Att	86/228
3rd Down Pct.	37.7
4th Down: Made/Att	5/10
4th Down Pct.	50.0
POSSESSION AVG.	33:58
TOTAL NET YARDS	4968
Avg. Per Game	310.5
Total Plays	1008
Avg. Per Play	4.9
NET YARDS RUSHING	1709
Avg. Per Game	106.8
Total Rushes	483
NET YARDS PASSING	3259
Avg. Per Game	203.7
Sacked/Yards Lost	19/160
Gross Yards	3419
Att./Completions	506/292
Completion Pct.	57.7
Had Intercepted	15
PUNTS/AVERAGE	87/43.0
NET PUNTING AVG.	35.3
PENALTIES/YARDS	101/801
FUMBLES/BALL LOST	24/15
TOUCHDOWNS	38
Rushing	15
Passing	20
Returns	3

PASSING.....Att. Cmp Yds Cmp% Yds/Att	TD TD% Int Int% Long Sack/Lost Rating
Hebert.....248 149 1676 60.1 6.76	9 3.6 8 3.2 165 16/134 79.0
Walsh.....255 141 1638 55.3 6.42	11 4.3 6 2.4 41 3/26 79.5
M. Buck.....2 1 61 50.0 30.50	0 0.0 1 50.0 61 0/0 56.3
Heyward.....1 1 44 100.0 44.00	0 0.0 0 0.0 44 0/0 118.8
SAINTS.....506 292 3419 57.7 6.76	20 4.0 15 3.0 165 19/160 79.2
OPPONENTS.....491 259 3057 52.7 6.23	12 2.4 29 5.9 180 50/337 55.5

SCORE BY PERIODS

	1	2	3	4	OT	Total
SAINTS	61	120	75	85	0	341
OPPONENTS	23	59	54	72	3	211

SCORING

	TD-Ru-Pa-RT	PAT	FG	S	TP
Andersen.....0 0 0 38/38	25/32	0	113		
Turner.....0 8 0 0/0	0/0	0	48		
Fenerty.....3 2 0 0/0	0/0	0	30		
Heyward.....4 1 0 0/0	0/0	0	30		
Hilliard.....4 1 0 0/0	0/0	0	30		
E. Martin.....0 4 0 0/0	0/0	0	24		
Jordan.....2 1 0 0/0	0/0	0	18		
Early.....0 2 0 0/0	0/0	0	12		
McAfee.....2 0 0 0/0	0/0	0	12		
Carroll.....0 1 0 0/0	0/0	0	6		
Maxie.....0 0 1 0/0	0/0	0	6		
Swilling.....0 0 1 0/0	0/0	0	6		
Warren.....0 0 1 0/0	0/0	0	6		
SAINTS.....15 20 3 38/38	25/32	0	341		
OPP.....6 12 5 22/23	17/21	0	211		

SACKS: Swilling 17.0, Jackson 11.5, Warren 7.0, W. Martin 3.5, Atkins 3.0, Goff 2.0, Wilks 2.0, Miller 1.0, Mills 1.0, Turnbull 1.0, J. Williams 1.0, Florence, Clev. N.O. 0.5.
 SAINTS.....50.0
 OPPONENTS.....19.0

RUSHING

	No.	Yds	Avg	Long	TD
McAfee.....109	494	4.5	34	2	
Fenerty.....139	477	3.4	54	3	
Heyward.....76	260	3.4	15	4	
Hilliard.....79	252	3.2	165	4	
Jordan.....47	150	3.2	25	2	
Hebert.....18	56	3.1	16	0	
Early.....3	13	4.3	6	0	
Morse.....3	7	2.3	6	0	
Barnhardt.....1	0	0.0	0	0	
Walsh.....8	0	0.0	3	0	
SAINTS.....483	1709	3.5	165	15	
OPP.....334	1213	3.6	165	15	

KICKOFF RETURNS

	No.	Yds	Avg	Long	TD
Atkins.....20	368	18.4	27	0	
Jennings.....12	213	17.8	24	0	
Early.....9	168	18.7	34	0	
Morse.....3	60	20.0	21	0	
Fenerty.....2	28	14.0	14	0	
Jordan.....2	18	9.0	18	0	
Glenn.....1	10	10.0	10	0	
McAfee.....1	14	14.0	14	0	
SAINTS.....50	879	17.6	34	0	
OPP.....35	851	24.3	198	2	



RECEIVING					
No.	Yds	Avg	Long	TD	
E. Martin.....	66	803	12.2	30	4
Turner.....	64	927	14.5	t65	8
Early.....	32	541	16.9	52	2
Fenerty.....	26	235	9.0	t50	2
Tice.....	22	230	10.5	22	0
Hilliard.....	21	127	6.0	t14	1
Carroll.....	18	184	10.2	t31	1
Brenner.....	16	179	11.2	21	0
Jordan.....	15	92	6.1	19	1
Heyward.....	4	34	8.5	t22	1
Newman.....	3	33	11.0	14	0
Scales.....	3	23	7.7	14	0
McAfee.....	1	8	8.0	8	0
Wainright.....	1	3	3.0	3	0
SAINTS.....	292	3419	11.7	t65	20
OPP.....	259	3057	11.8	t80	12

PUNTING					
No.	Yds	Avg	Net TB	In	Lg
Barnhardt.....	86	3743	43.5	35.3	10
SAINTS.....	87	3743	43.0	35.3	10
OPP.....	88	3725	42.3	37.1	7

FIELD GOALS

	1-19	20-29	30-39	40-49	50+
Andersen.....	0/0	6/6	11/13	6/9	2/4
OPP.....	1/1	3/3	5/6	6/7	2/4

Andersen: (47G, 31G) (40G) (42G) (34G, 30G, 38G, 26G) (23G, 31G) (36G, 43N, 26G) (32G, 28G, 48G, 40N) (60G) (45G, 37N) (21G) (39N) (39G, 31G, 55N) (52G) (54N) (37G, 41N, 42G) (27G, 39G)
 OPP: (37G, 37N) (23G) () () () (48G, 41G) () (34G, 48G, 51N) (31G) (32G, 44N) (19G) (25G, 27G, 50G) (42G) (50G, 41G, 40G) (52N) (38G)

DEFENSIVE STATS

	Tkl	Ast	Tot	Sack	Yds	Int	Yds	PD	FR	BK	FF
S. Mills	79	23	102	1	7	2	13	8	3		2
G. Atkins	66	8	74	3	14	5	198	12	2		4
P. Swilling	50	10	60	17	139	1	39	4	1		6
R. Jackson	47	12	59	11.5	63.5			3	3		3
B. Maxie	39	15	54			3	33	10	1		
V. Johnson	40	10	50			1	19	2	1		
V. Buck	40	2	42			5	12	15	3		
J. Wilks	30	11	41	2	18						
T. Cook	35	1	36			3	54	17			
V. Glenn	26	4	30			4	35	6	1		1
R. Jones	27	2	29			3	61	12			
F. Warren	18	9	27	7	43						1
W. Martin	21	1	22	3.5	29.5			3	1	1	1
J. Williams	15	6	21	1	6				1		2
R. Turnbull	16	3	19	1	1				1		1
R. Goff	14	5	19	2	7			1			1
L. Miller	10	3	13	1	9						1
M. Mack	11	1	12					2			
B. Thompson	7	2	9			1	14	1	2		1
M. Lee	6	1	7					4			
Q. Early	3		3								
B. Jordan	3		3						1		
J. Hilgenberg	2		2								
S. Petry	2		2			1	4	2			
H. Brenner	2		2						1		
F. Turner	1		1								
W. Carroll	1		1								
D. Hilliard	1		1								
C. Nicholson	1		1								
E. Martin	1		1								
B. Hebert			0						2		
F. Wainright			0								1
D. Hilliard			0						1		
J. Smeenge			0						1		
C. Smith			0								1
R. Cooper			0						1		

(Totals do not include special teams tackles)

PUNT RETURNS

	Ret	FC	Yds	Avg	Long	TD
V. Buck.....	31	13	260	8.4	52	0
Fenerty.....	12	6	55	4.6	13	0
Morse.....	1	0	2	2.0	2	0
SAINTS.....	44	19	317	7.2	52	0
OPP.....	50	11	470	9.4	40	0

INTERCEPTIONS

	No.	Yds	Avg	Long	TD
Atkins.....	5	198	39.6	79	0
V. Buck.....	5	12	2.4	12	0
Glenn.....	4	35	8.8	18	0
Jones.....	3	61	20.3	51	0
Cook.....	3	54	18.0	22	0
Maxie.....	3	33	11.0	t31	1
Mills.....	2	13	6.5	8	0
Swilling.....	1	39	39.0	t39	1
Johnson.....	1	19	19.0	19	0
Thompson.....	1	14	14.0	14	0
Petry.....	1	4	4.0	4	0
SAINTS.....	29	482	16.6	79	2
OPP.....	15	257	17.1	t59	2

SAINTS 1992 OPPONENTS

(All Times New Orleans Time)

ATLANTA FALCONS

National Football Conference Western Division

September 20 at Georgia Dome, Noon
 December 3 at Superdome, 7 P.M.

Suwanee Road at I-85, Suwanee, Georgia 30174
 President: Rankin M. Smith, Jr.
 Head Coach: Jerry Glanville (third year)
 Public Relations: Charlie Taylor
 Office Phone: 404/945-1111
 Home Stadium: Georgia Dome (1992)
 Capacity: 70,500
 Team Colors: Red, White, Black and Silver

Training Camp: Suwanee Road at I-85, Suwanee, Georgia 30174

1991 Record: 10-6, Second, NFC West
 Scoring Leaders: Norm Johnson, K, 95 (19-23 FGS, 38-39 PATs); Andre Rison, WR, 72 (12 TDs)
 Rushing Leader: Steve Broussard, 99 for 449 yards, 4 TDs
 Passing Leader: Chris Miller, 220-413-18, 3,103 yards, 26 TDs
 Receiving Leaders: Andre Rison, WR, 81 for 976 yards, 12 TDs
 Michael Haynes, WR, 50 for 1,122 yards, 11 TDs

BUFFALO BILLS

American Football Conference Eastern Division

December 20 at Superdome, Noon

One Bills Drive, Orchard Park, New York 14127
 President: Ralph C. Wilson, Jr.
 Head Coach: Marv Levy (sixth full season)
 Public Relations: Scott Berchtold
 Office Phone: 716/648-1800
 Home Stadium: Rich Stadium (1973)
 Capacity: 80,290
 Team Colors: Royal Blue, Scarlet Red, and White

Training Camp: Fredonia State University, Fredonia, NY 14127
 1991 Record: 13-3, First, AFC East
 Scoring Leaders: Scott Norwood, K, 110 (18-29 FGS, 56-58 PATs); Thurman Thomas, RB, 72 (7 TDs, 5 TDs)
 Rushing Leader: Thurman Thomas, 288 for 1,407 yards, 7 TDs
 Passing Leader: Jim Kelly, 304-474-17, 3,844 yards, 33 TDs
 Receiving Leaders: Andre Reed, WR, 81 for 1,113 yards, 10 TDs
 James Lofton, WR, 57 for 1,072 yards, 8 TDs

CHICAGO BEARS

National Football Conference Central Division

August 10 at Soldier Field, 7 P.M. (preseason)
 September 13 at Superdome, Noon

Halas Hall, 250 N. Washington Rd., Lake Forest, Illinois 60045
 President & CEO: Mike McCaskey
 Head Coach: Mike Ditka (11th year)
 Public Relations: Bryan Harlan
 Office Phone: 708/295-2227
 Home Stadium: Soldier Field (1926)
 Capacity: 66,946
 Team Colors: Navy Blue, Orange, and White

Training Camp: University of Wisconsin-Platteville, Platteville, WI 53818
 1991 Record: 11-5, Second, NFC Central
 Scoring Leaders: Kevin Butler, K, 89 (19-29 FGS, 32-34 PATs)
 Rushing Leader: Neal Anderson, RB, 48 (6TDs, 2 TDs)
 Passing Leader: Neal Anderson, 210 for 747 yards, 6 TDs
 Receiving Leader: Jim Harbaugh, 275-478-16, 3,121 yards, 6 TDs
 Wendell Davis, WR, 61 for 945 yards, 6 TDs

DETROIT LIONS

National Football Conference Central Division

October 4 at Silverdome, Noon

1200 Featherstone Road, Pontiac, Michigan 48342
 Owner & President: William Clay Ford
 Head Coach: Wayne Fontes (fourth full season)
 Public Relations: Mike Murray
 Office Phone: 313/335-4131
 Home Stadium: Pontiac Silverdome (1975)
 Capacity: 80,494
 Team Colors: Honolulu Blue & Silver

Training Camp: Pontiac Silverdome, 1200 Featherstone Rd., Pontiac, MI 48342
 1991 Record: 12-4, First, NFC Central
 Scoring Leaders: Barry Sanders, RB, 102 (16 TDs, 1 TDs), Eddie Murray, K, 97 (19-28 FGS, 40-40 PATs)
 Rushing Leader: Barry Sanders, 342 for 1,548 yards, 16 TDs
 Passing Leaders: Erik Kramer, 136-265-8, 1,635 yards; Rodney Peete, 116-194-9, 1,339 yards, 5 TDs
 Receiving Leader: Brett Perriman, WR, 52 for 668 yards, 1 TD





HOUSTON OILERS

American Football Conference Central Division

August 22 at Superdome, 11:30 A.M. (preseason)

6910 Fanin Street, Houston, Texas 77030
Owner/President: K.S. "Bud" Adams, Jr.
Head Coach: Jack Pardee (third year)
Public Relations: Chip Namias
Office Phone: 713/797-9111
Home Stadium: Astrodome (1965)
Capacity: 60,502
Team Colors: Columbia Blue, Scarlet, and White

LOS ANGELES RAMS

National Football Conference Western Division

October 11 at Superdome, 6:30 P.M.
December 13 at Anaheim Stadium, 3 P.M.

2327 West Lincoln Avenue, Anaheim, California 92801
President: Georgia Frontiere
Head Coach: Chuck Knox (sixth year with Rams, first since 1977)
Public Relations: Rick Smith
Office Phone: 714/535-7267
Home Stadium: Anaheim Stadium (1956)
Capacity: 69,008

MIAMI DOLPHINS

American Football Conference Eastern Division

August 27 at Memorial Stadium (Baltimore, Md.), 7:00 P.M. (preseason)
November 29 at Superdome, Noon

Joe Robbie Stadium, 2269 N.W. 199th St., Miami, Florida 33056
President: Timothy J. Robbie
Head Coach: Don Shula (23rd year)
Public Relations: Harvey Greene
Office Phone: 305/623-6132
Home Stadium: Joe Robbie Stadium (1987)
Capacity: 73,000
Team Colors: Aqua, Coral, and White

NEW ENGLAND PATRIOTS

American Football Conference Eastern Division

November 8 at Foxboro Stadium, Noon

Foxboro Stadium, Route 1, Foxboro, Massachusetts 02035
President: William H. Sullivan, Jr.
Head Coach: Dick MacPherson (second year)
Public Relations: Pat Hanlon
Office Phone: 508/543-8200
Home Stadium: Foxboro Stadium (1971)
Capacity: 60,794
Team Colors: Red, White, and Blue

Training Camp: Trinity University, San Antonio, Texas 78212

1991 Record: 11-5, First, AFC Central
Scoring Leaders: Ian Howfield, K, 64 (13-18 FGs, 25-29 PATs), Allen Pinkett, RB, 60 (9 TDs, 1 TDp)
Rushing Leader: Allen Pinkett, 171 for 720 yards, 9 TDs
Passing Leader: Warren Moon, 404-655-21, 4,690 yards, 23 TDs
Receiving Leaders: Haywood Jeffries, WR, 100 for 1,181 yards, 7 TDs; Drew Hill, WR, 90 for 1,109 yards, 4 TDs

Training Camp: California-Irvine, Irvine, California 92717

1991 Record: 3-13, Fourth, NFC West
Scoring Leaders: Tony Zendejas, K, 76 (17-17 FGs, 25-26 PATs); Robert Delino, RB, 60 (9 TDs, 1 TDp)
Rushing Leader: Robert Delino, 214 for 688 yards, 9 TDs
Passing Leader: Jim Everett, 277-490-20, 3,438 yards, 11 TDs
Receiving Leader: Henry Ellard, WR, 64 for 1,052 yards, 3 TDs

Training Camp: St. Thomas University, 16400-D.N.W. 32nd Ave., Miami, Florida 33054

1991 Record: 8-8, Third, AFC East
Scoring Leaders: Pete Stoyanovich, K, 121 (31-37 FGs, 28-29 PATs), Mark Clayton, WR, 72 (12 TDp)
Rushing Leader: Mark Higgs, 231 for 905 yards, 4 TDs
Passing Leader: Dan Marino, 318-549-13, 3,970 yards, 25 TDs
Receiving Leaders: Mark Duper, WR, 70 for 1,085 yards, 5 TDs; Mark Clayton, WR, 70 for 1,053 yards, 12 TDs

Training Camp: Bryant College, Route 7, Smithfield, RI 02917

1991 Record: 6-10, Fourth, AFC East
Scoring Leaders: Jason Staurousky, K, 49 (13-19 FGs, 10-11 PATs); Charlie Baumann, K, 30 (7-10 FGs, 9-10 PATs); Leonard Russell, RB, 24 (4 TDp)
Rushing Leader: Leonard Russell, 266 for 959 yards, 4 TDs
Passing Leader: Hugh Miller, 246-409-18, 3,073 yards, 9 TDs
Receiving Leaders: Marv Cook, TE, 82 for 808 yards, 3 TDs; Irving Fryar, WR, 68 for 1,014 yards, 3 TDs

NEW YORK JETS

American Football Conference Eastern Division

December 26 at Giants Stadium, 11:30 A.M.

1000 Fulton Avenue, Hempstead, New York 11550
President: Steve Gutman
Head Coach: Bruce Coslet (third year)
Public Relations: Frank Ramos
Office Phone: 516/538-6600
Home Stadium: Giants Stadium (1976)
Capacity: 76,891
Team Colors: Kelly Green and White

PHILADELPHIA EAGLES

National Football Conference Eastern Division

September 6 at Veterans Stadium, Noon

Veterans Stadium, Broad St. & Pattison Ave., Philadelphia, PA 19148
President & Chief Operating Officer: Harry Gamble
Head Coach: Rich Kotite (second year)
Public Relations: Ron Howard
Office Phone: 215/463-0984
Home Stadium: Veterans Stadium (1971)
Capacity: 65,356
Team Colors: Kelly Green, Silver, and White

PHOENIX CARDINALS

National Football Conference Eastern Division

October 18 at Sun Devil Stadium, 3 P.M.

P.O. Box 888, Phoenix, Arizona 85001
President: William V. Bidwell
Head Coach: Joe Bugel (third year)
Public Relations: Paul Jensen
Office Phone: 602/967-1010
Home Stadium: Sun Devil Stadium (1958)
Capacity: 73,473
Team Colors: Cardinal Red, Black and White

PITTSBURGH STEELERS

American Football Conference Central Division

August 17 at Superdome, 7 P.M. (preseason)

Three Rivers Stadium, 300 Stadium Circle, Pittsburgh, PA 15212
President: Daniel M. Rooney
Head Coach: Bill Cowher (first year)
Public Relations: Dan Edwards
Office Phone: 412/323-1200
Home Stadium: Three Rivers Stadium (1970)
Capacity: 59,492
Team Colors: Black and Gold



Training Camp: 1000 Fulton Avenue, Hempstead, New York 11550

1991 Record: 8-8, Second, AFC East
Scoring Leaders: Pat Leahy, K, 108 (26-37 FGs, 30-30 PATs); Brad Baxter, RB, 66 (11 TDp)
Rushing Leader: Blair Thomas, 189 for 728 yards, 3 TDs
Passing Leader: Ken O'Brien, 287-489-11, 3,300 yards, 10 TDs
Receiving Leaders: Al Toon, WR, 74 for 963 yards, 0 TDs; Rob Moore, WR, 70 for 987 yards, 5 TDs

Training Camp: West Chester University, West Chester, PA 19382

1991 Record: 10-6, Third, NFC East
Scoring Leaders: Roger Ruzek, K, 111 (28-33 FGs, 27-29 PATs); Keith Jackson, TE, 30 (5 TDp)
Rushing Leader: James Joseph, 135 for 440 yards, 3 TDs
Passing Leader: Jim McMahon, 187-311-11, 2,239 yards, 12 TDs
Receiving Leaders: Fred Barnett, WR, 62 for 948 yards, 4 TDs; Keith Byars, RB, 62 for 564 yards, 3 TDs

Training Camp: Northern Arizona University, Flagstaff, Arizona 86011

1991 Record: 4-12, Fifth, NFC East
Scoring Leaders: Greg Davis, K, 82 (21-30 FGs, 19-19 PATs); Johnny Johnson, RB, 36 (4 TDs, 2 TDp)
Rushing Leader: Johnny Johnson, 196 for 666 yards, 4 TDs
Passing Leader: Tom Tupa, 165-315-13, 2,053 yards, 6 TDs
Receiving Leader: Ernie Jones, WR, 61 for 957 yards, 4 TDs

Training Camp: St. Vincent College, Latrobe, PA 15650

1991 Record: 7-9, Second, AFC Central
Scoring Leaders: Gary Anderson, K, 100 (23-33 FGs, 31-31 PATs); Eric Green, TE, 36 (6 TDp)
Rushing Leader: Memi Hoge, 165 for 610 yards, 2 TDs
Passing Leaders: Neil O'Donnell, 156-286-7, 1,963 yards, 11 TDs; Bobby Brister, 103-190-9, 1,350 yards, 9 TDs
Receiving Leader: Louis Lipps, WR, 55 for 671 yards, 2 TDs



SAN FRANCISCO 49ERS

National Football Conference Western Division

September 27 at Superdome, 7 P.M.

November 15 at Candlestick Park, 3 P.M.

4949 Centennial Boulevard, Santa Clara, California 95054

President: Edward J. DeBartolo, Jr.

Head Coach: George Seifert (fourth year)

Public Relations: Jerry Walker

Office Phone: 408/562-4949

Home Stadium: Candlestick Park (1960)

Capacity: 66,455

Team Colors: Forty-Niners Gold and Scarlet

TAMPA BAY BUCCANEERS

National Football Conference Central Division

November 1 at Superdome, Noon

One Buccaneer Place, Tampa, Florida 33607

President: Hugh F. Culverhouse

Head Coach: Sam Wyche (first year)

Public Relations: Rick Odioso

Office Phone: 813/870-2700

Home Stadium: Tampa Stadium (1967)

Capacity: 74,315

Team Colors: Florida Orange, White and Red

WASHINGTON REDSKINS

National Football Conference Eastern Division

November 23 at Superdome, 8 P.M.

Redskin Park, P.O. Box 17247, Dulles Int'l Airport, Washington, D.C. 20041

Chairman of the Board-CEO: Jack Kent Cooke

Head Coach: Joe Gibbs (12th year)

Public Relations: Charlie Dayton

Office Phone: 703/471-9100

Home Stadium: RFK Stadium (1961)

Capacity: 55,683

Team Colors: Burgundy and Gold

Training Camp: Sierra Community College, Rocklin, California 95677

1991 Record: 10-6, Third, NFC West

Scoring Leaders: Mike Cofer, K, 91 (14-28 FGs, 49-50 PATs); Jerry Rice, WR, 84 (14 TDs)

Rushing Leader: Keith Henderson, 137 for 561 yards, 2 TDs

Passing Leaders: Steve Young, 180-279-8, 2,517 yards, 17 TDs; Steve Bono, 141-237-4, 1,617 yards, 11 TDs

Receiving Leaders: Jerry Rice, WR, 80 for 1,206 yards, 14 TDs; John Taylor, WR, 64 for 1,011 yards, 9 TDs

Training Camp: University of Tampa, 401 W. Kennedy Blvd., Tampa, FL 33606

1991 Record: 3-13, Fifth, NFC Central

Scoring Leaders: Steve Christie, K, 67 (15-20 FGs, 20-22 PATs); Reggie Cobb, RB, 42 (7 TDs)

Rushing Leader: Reggie Cobb, 196 for 752 yards, 7 TDs

Passing Leader: Vinny Testaverde, 166-326-15, 1,994 yards, 8 TDs

Receiving Leader: Lawrence Dawsey, WR, 55 for 818 yards, 3 TDs

Training Camp: Dickinson College, Carlisle, Pennsylvania 17013

1991 Record: 14-2, First, NFC East

Scoring Leaders: Chip Lohmiller, K, 149 (31-43 FGs, 56-56 PATs); Gerald Riggs, RB, 66 (11 TDs)

Rushing Leader: Earnest Byner, 274 for 1,048 yards, 5 TDs

Passing Leader: Mark Ryplien, 249-421-11, 3,564 yards, 28 TDs

Receiving Leaders: Art Monk, WR, 71 for 1,049 yards, 8 TDs; Gary Clark WR, 70 for 1,340 yards, 10 TDs

A SEASON TO REMEMBER

With 494 yards rushing in 1991, running back Fred McAfee became the seventh rookie to lead the Saints in that category. The 1991 sixth-round draft choice out of Mississippi College did this while playing in just nine games. Rueben Mayes was the last one to accomplish this feat, when he ran for 1,353 yards in 1986. Others who have led the Saints in rushing in their first NFL season are Alvin Maxson (1974), Mike Strachan (1975), Chuck Muncie (1976), Jimmy Rogers (1980) and George Rogers (1981).



SAINTS SERIES RECORDS

Date	Saints	Opponents Atlanta Falcons (19-27-0)	Place	Attendance
11-26-67	27	24	Home	83,437
12- 7-69	17	45	Away	51,021
9-20-70	3	14	Home	77,042
10-25-70	14	32	Away	58,850
10-24-71	6	28	Away	58,850
12-19-71	20	24	Home	75,954
10-15-72	14	21	Home	66,294
11-12-72	20	36	Away	58,850
9-16-73	7	62	Home	66,428
12-16-73	10	14	Away	58,850
9-29-74	14	13	Home	62,273
10-20-74	13	3	Away	58,850
10- 5-75	7	14	Away	29,444
11- 2-75	23	7	Home	56,614
10-10-76	30	0	Home	51,521
10-31-76	20	23	Away	34,127
11-20-77	21	20	Home	43,135
12-18-77	7	35	Away	36,895
11-12-78	17	20	Home	70,323
11-26-78	17	20	Away	55,121
9- 2-79	34	40 (OT)	Home	70,940
11-25-79	37	6	Away	42,815
10-19-80	14	41	Home	62,651
11-16-80	13	31	Away	53,871
9- 6-81	0	27	Away	57,406
11- 1-81	10	41	Home	63,637
12-12-82	0	35	Away	39,535
1- 2-83	35	6	Home	47,336
10- 9-83	19	17	Away	51,654
11- 6-83	27	10	Home	67,062
9- 2-84	28	36	Home	66,652
11-11-84	17	13	Away	40,590
10-20-85	24	31	Away	44,784
12-22-85	10	16	Home	37,717
9- 7-86	10	31	Home	67,950
12-14-86	14	9	Away	39,994
11- 1-87	38	0	Away	42,196
9-11-88	29	21	Away	48,901
12-18-88	10	9	Home	60,566
10-29-89	20	13	Home	65,153
11-19-89	26	17	Away	53,173
10- 7-90	27	28	Away	57,401
11-25-90	10	7	Home	68,629
9-29-91	27	6	Away	56,556
11-24-91	20	23 (OT)	Home	68,591
12-28-91	20	27	Home*	68,794
Buffalo Bills (2-2-0)				
11- 4-73	13	0	Home	74,770
9-21-80	26	35	Home	51,154
10-30-83	21	27	Away	49,413
12-10-89	22	19	Away	70,037
Chicago Bears (5-9-0)				
12- 1-68	17	23	Home	78,285
12-20-70	3	24	Home	63,518
10-10-71	14	35	Away	55,049
10- 7-73	21	16	Home	56,561
10- 6-74	10	24	Away	55,753



Date	Saints	Opponents	Place	Attendance
12-21-75	17	42	Home	33,371
10- 2-77	42	24	Away	51,488
9-14-80	3	22	Away	62,523
9-19-82	10	0	Away	56,600
9-18-83	34 (OT)	31	Home	64,692
10- 7-84	7	20	Away	53,752
10-18-87	19	17	Away	46,813
1- 6-91	6	16	Away*	60,767
10-27-91	17	20	Home	68,591
*First-Found NFC Playoffs				
Cincinnati Bengals (4-3-0)				
11-29-70	6	26	Away	59,342
9-28-75	0	21	Home	52,531
9-24-78	20	18	Away	40,455
10-25-81	17	7	Home	46,336
12- 9-84	21	24	Home	40,855
12-20-87	41	24	Away	43,424
11- 4-90	21	7	Away	60,067
Cleveland Browns (3-8-0)				
10- 1-67	7	42	Home	77,045
9-15-68	10	24	Home	74,215
11-10-68	17	35	Away	71,025
10-12-69	17	27	Home	71,274
12-12-71	17	21	Home	72,794
11-30-75	16	17	Away	44,753
10- 8-78	16	24	Home	50,158
10-18-81	17	20	Away	76,059
10-28-84	16	14	Away	52,489
9-13-87	28	21	Home	59,900
10-14-90	25	20	Home	68,608
Dallas Cowboys (3-13-0)				
10-15-67	10	14	Away	52,562
11-12-67	10	27	Home	83,437
11- 3-68	3	17	Home	84,728
9-28-69	17	21	Home	79,567
11- 9-69	17	33	Away	68,282
10-17-71	24	14	Home	83,088
9-24-73	3	40	Away	52,715
9-19-76	6	24	Home	61,413
11-19-78	7	27	Away	57,920
12-19-82	7	21	Away	64,506
9-25-83	20	21	Away	62,136
10-21-84	27	30 (OT)	Away	50,966
10- 3-88	20	17	Home	68,474
9-10-89	28	0	Home	66,977
12- 2-90	13	17	Away	60,087
12- 8-91	14	23	Away	64,530
Denver Broncos (1-4-0)				
11-22-70	6	31	Home	66,837
10-13-74	17	33	Away	51,706
11- 4-79	3	10	Away	74,482
9-15-85	23	34	Away	74,488
11-20-88	42	0	Home	68,075
Detroit Lions (5-6-1)				
11-24-68	20	20	Away	46,152
11- 8-70	19	17	Home	66,910
11-19-72	14	27	Away	53,752
10-14-73	20	13	Home	57,810
11- 3-74	14	19	Away	49,127
11-14-76	17	16	Home	42,048
9-25-77	19	23	Away	51,458



Date	Saints	Opponents	Place	Attendance
10-21-79	17	7	Home	57,428
10-12-80	13	24	Away	78,147
9-18-88	22	14	Away	37,180
12- 3-89	14	21	Away	38,550
10-28-90	10	27	Home	64,368
Green Bay Packers (4-11-0)				
11-17-68	7	29	Milw.	49,644
11-28-71	29	21	Milw.	48,035
12-17-72	20	30	Home	65,881
12- 2-73	10	30	Milw.	47,890
10-12-75	20	19	Home	51,371
11- 7-76	27	32	Milw.	52,936
9-18-77	20	24	Home	56,250
9-10-78	17	28	Milw.	54,336
9- 9-79	19	28	Milw.	53,184
12-13-81	7	35	Home	45,518
11- 4-84	13	23	Home	57,426
11-17-85	14	38	Milw.	52,104
9-14-86	24	10	Home	56,383
12-27-87	33	24	Home	68,364
9-17-89	34	35	Away	55,809
Houston Oilers (3-3-1)				
10- 3-71	13	13	Away	47,966
10- 3-76	26	31	Home	51,973
12-10-78	12	17	Home	63,169
11-22-81	27	24	Away	49,581
9-30-84	27	10	Away	43,108
12-13-87	24	10	Home	68,257
10-21-90	10	23	Away	57,908
Indianapolis Colts (2-3-0)				
12-10-67	10	30	Away	60,238
10-19-69	10	30	Home	80,636
9-30-73	10	14	Away	52,293
10-12-86	17	14	Away	53,512
12-24-89	41	6	Home	49,009
Kansas City Chiefs (3-2-0)				
9-25-72	17	20	Home	70,793
9-26-76	27	17	Away	53,918
11-21-82	27	17	Home	39,341
9- 8-85	27	47	Home	57,760
9- 8-91	17	10	Away	74,816
Los Angeles Raiders (2-3-1)				
11- 7-71	21	21	Home	83,102
11- 9-75	10	48	Away	51,764
12- 3-79	35	42	Home	65,541
10-13-85	13	23	Away	48,152
10-23-88	20	6	Home	66,249
12-16-91	27	0	Home	68,625
Los Angeles Rams (18-26-0)				
9-17-67	13	27	Home	80,879
10- 5-69	17	36	Away	54,789
11- 1-70	17	30	Home	77,861
12- 6-70	16	34	Away	66,410
9-19-71	24	20	Home	70,915
12- 5-71	28	45	Away	73,610
9-17-72	14	34	Away	66,303
11-26-72	19	16	Home	64,325
11-11-73	7	29	Away	70,358
11-25-73	13	24	Home	67,192
9-22-74	0	24	Away	64,178
11-17-74	20	7	Home	57,287



Date	Saints	Opponents	Place	Attendance
10-26-75	14	38	Away	60,771
12- 7-75	7	14	Home	39,958
10-24-76	10	16	Home	51,984
11-28-76	14	33	Away	54,906
10-16-77	7	14	Away	46,045
10-30-77	27	26	Home	59,023
10- 1-78	20	26	Home	61,654
10-22-78	10	3	Away	47,574
10- 7-79	17	35	Home	68,986
12-16-79	29	14	Away	53,879
11- 2-80	31	45	Away	59,909
11-24-80	7	27	Home	53,448
9-13-81	23	17	Home	62,063
11- 8-81	21	13	Away	61,068
9-11-83	27	30	Away	45,572
12-18-83	24	26	Home	70,148
10-14-84	10	28	Home	63,161
12- 2-84	21	34	Away	49,348
11- 3-85	10	28	Away	49,030
12- 1-85	29	3	Home	44,122
11- 9-86	6	0	Home	62,352
11-23-86	13	26	Away	58,600
10- 4-87	37	10	Home	29,745
11- 8-87	31	14	Away	43,379
10-30-88	10	12	Home	68,238
11-13-88	14	10	Away	63,305
10-22-89	40	21	Away	57,567
11-26-89	17	20 (OT)	Home	64,274
12- 9-90	24	20	Away	58,864
12-31-90	20	17	Home	68,647
9-15-91	24	7	Home	68,583
11- 3-91	24	17	Away	58,713
Miami Dolphins (1-4-0)				
11-15-70	10	21	Away	42,866
11-10-74	0	21	Home	74,289
9- 2-80	16	21	Away	40,946
10- 2-83	17	7	Home	66,489
12- 7-86	27	31	Home	64,761
Minnesota Vikings (5-12-0)				
10-13-68	20	17	Home	71,105
9-27-70	0	26	Away	47,900
11-21-71	10	23	Home	83,130
11- 5-72	6	37	Away	49,784
12- 1-74	9	29	Away	48,456
11- 9-75	7	20	Home	52,765
9-12-76	9	40	Home	58,156
9- 3-78	31	24	Home	54,187
11-30-80	20	23	Home	30,936
11-15-81	10	20	Away	45,215
11-27-83	17	16	Home	59,502
11-24-85	30	23	Away	54,117
12-21-86	17	33	Away	51,209
1- 3-88	10	44	Home*	69,546
12- 4-88	3	45	Away	61,215
9-16-90	3	32	Away	56,272
9-22-91	26	0	Home	68,591
New England Patriots (1-5-0)				
12-10-72	10	17	Home	64,889
12- 5-76	6	27	Away	53,592
12-21-80	27	38	Home	38,277

*NFC Wildcard Game



Date	Saints	Opponents	Place	Attendance
12- 4-83	0	7		
11-30-86	20	21	Away	24,579
11-12-89	28	24	Home	58,259
			Away	47,680
New York Giants (6-8-0)				
10- 8-67	21	27	Away	62,670
10- 6-68	21	38	Away	62,967
11-16-69	25	24	Away	62,927
10- 4-70	14	10	Home	69,126
10- 8-72	21	45	Away	62,507
12-14-75	14	28	Away	40,150
10-29-78	28	17	Home	58,806
9-30-79	24	14	Home	51,543
9-20-81	7	20	Away	69,814
12-15-84	10	3	Away	63,739
10-27-85	13	21	Home	54,082
9-28-86	17	20	Away	72,765
11-22-87	23	14	Home	67,639
11-27-88	12	13	Home	66,526
New York Jets (2-4-0)				
12- 3-72	17	18	Away	62,496
12- 4-77	13	16	Home	40,464
12-14-80	21	20	Away	38,077
11-21-83	28	31	Home	68,606
11- 2-86	23	28	Away	44,246
10-15-89	29	14	Home	59,521
Philadelphia Eagles (8-9-0)				
11- 5-67	31	24	Home	59,596
11-19-67	21	48	Away	60,751
12- 8-68	17	29	Away	57,128
10-26-69	10	13	Away	60,568
11-30-69	26	17	Home	72,805
10-29-72	21	3	Home	65,554
10-27-74	14	10	Home	64,257
11- 6-77	7	28	Away	53,482
9-17-78	17	24	Home	49,242
9-16-79	14	26	Home	54,212
11- 9-80	21	34	Home	45,340
10-11-81	14	31	Home	52,728
12-11-83	20 (OT)	17	Away	45,182
10- 6-85	23	21	Home	56,364
9-20-87	17	27	Away	57,485
12-18-89	30	20	Home	59,218
10-13-91	13	6	Away	64,224
Phoenix Cardinals (7-10-0)				
12- 3-67	20	31	Away	41,171
9-29-68	20	21	Home	79,021
10-27-68	17	31	Away	45,478
11- 2-69	51	42	Away	46,718
10-11-70	17	24	Away	45,294
12- 8-74	14	0	Home	57,152
10-23-77	31	49	Away	48,417
10- 5-80	7	40	Home	45,388
12- 6-81	3	30	Away	46,923
9-12-82	7	21	Home	58,763
9- 4-83	28	17	Home	65,225
9-23-84	34	24	Home	58,723
12- 8-85	16	28	Away	29,527
11-16-86	16	7	Away	32,069
10-11-87	19	24	Away	11,795
9-23-90	28	7	Home	61,110
12-22-91	27	3	Away	30,928



Date	Saints	Opponents	Place	Attendance
		Pittsburgh Steelers (5-5-0)		
10-29-67	10	14	Home	68,911
10-20-68	16	12	Away	32,303
12-15-68	24	14	Home	66,131
12-21-69	27	24	Home	72,256
11-25-74	7	28	Home	71,907
11- 5-78	14	20	Away	48,525
10- 4-81	6	20	Home	64,578
11-19-84	27	24	Home	66,005
11-29-87	20	16	Away	47,896
12-16-90	6	9	Home	68,582
		San Diego Chargers (1-4-0)		
11-18-73	14	17	Away	44,356
10- 9-77	0	14	Home	53,942
12- 9-79	0	35	Home	61,059
10- 9-88	23	17	Away	42,693
11-17-91	21	24	Away	48,420
		San Francisco 49ers (13-30-2)		
10-22-67	13	27	Away	34,285
11-23-69	43	38	Home	71,448
10-18-70	20	20	Away	39,446
12-13-70	27	38	Home	61,940
9-26-71	20	38	Home	81,596
11-14-71	26	20	Away	45,138
10- 1-72	2	37	Home	69,840
10-22-72	20	20	Away	59,167
10-21-73	0	40	Away	52,629
12- 9-73	16	10	Home	62,490
9-15-74	13	17	Home	65,071
12-15-74	21	35	Away	49,567
10-19-75	21	35	Away	40,990
11-23-75	6	16	Home	40,328
10-17-76	3	33	Away	43,160
12-12-76	7	27	Home	42,536
11-13-77	7	10 (OT)	Home	41,564
11-27-77	17	20	Away	33,702
10-15-78	14	7	Away	37,671
12- 3-78	24	13	Home	50,068
9-23-79	30	21	Away	39,727
11-11-79	31	20	Home	65,551
9- 7-80	23	26	Home	58,621
12- 7-80	35	38 (OT)	Away	37,949
9-27-81	14	21	Away	44,433
12-20-81	17	21	Home	43,639
11-28-82	23	20	Away	51,611
10-16-83	13	32	Home	68,154
11-13-83	0	27	Away	40,022
9-16-84	20	30	Away	57,611
11-25-84	3	35	Home	65,117
9-29-85	20	17	Away	58,053
12-15-85	19	31	Home	46,065
9-21-86	17	26	Away	58,297
11- 2-86	23	10	Home	53,234
10-25-87	22	24	Home	60,497
11-15-87	26	24	Away	60,436
9- 4-88	33	34	Home	66,357
12-11-88	17	30	Away	62,977
10- 8-89	20	24	Home	60,488
11- 6-89	13	31	Away	60,667
9-10-90	12	13	Home	68,629
12-23-90	13	10	Away	60,112



Date	Saints	Opponents	Place	Attendance
11-10-91	10	3	Home	68,591
12-1-91	24	38	Away	62,092
		Seattle Seahawks (3-2-0)		
11-21-76	51	27	Away	61,865
11-18-79	24	38	Away	60,055
11-10-85	3	27	Home	47,365
10-16-88	20	19	Away	63,569
9- 1-91	27	24	Home	68,492
		Tampa Bay Buccaneers (10-4-0)		
12-11-77	14	33	Home	40,124
12-17-78	17	10	Away	51,209
10-14-79	42	14	Away	67,640
11-29-81	14	31	Home	62,209
12- 5-82	10	13	Home	61,709
10-23-83	24	21	Away	48,242
9- 9-84	17	13	Home	54,686
9-22-85	20	13	Home	45,320
10-19-86	38	7	Home	43,355
12- 6-87	44	34	Home	66,471
9-25-88	13	9	Home	66,671
9-24-89	10	20	Away	44,053
11-11-90	35	7	Home	67,865
10-20-91	23	7	Home	68,591
		Washington Redskins (4-11-0)		
9-24-67	10	30	Home	74,937
12-17-67	30	14	Away	50,486
9-22-68	37	17	Home	65,941
9-21-69	20	26	Home	73,147
12-14-69	14	17	Away	50,354
10-31-71	14	24	Away	53,041
10-28-73	19	3	Home	66,315
9-21-75	3	41	Away	54,414
10-28-79	14	10	Away	52,133
10-26-80	14	22	Away	51,375
12-26-82	10	27	Home	48,667
10- 5-86	6	14	Home	57,317
11- 6-88	24	27	Away	54,183
10- 1-89	14	16	Home	64,358
11-18-90	17	31	Away	52,573

SAINTS AMONG TOP TEAMS

The Saints are one of only three NFL teams to turn in non-losing records in each of the last five seasons. Houston and San Francisco are the others. During this stretch, New Orleans has compiled a record of 50-29 (.633), fifth-best in the NFL.

NEW ORLEANS SAINTS 1991 OFFENSE

		1Dn 1Dn 1Dn1Dn 3Dn3Dn Total												Gain/		Rushing				Passing				TD TD TD PATPAT FG FG Time											
		Opp		Tot	Rush	Pass	Pen	Made	Att	Yards	Plays	Play	No	Yds	Avg	Att	Comp	Net	Sack	Yds	Int	Fum	Lost	Pen	Yds	Rush	Pass	Ret	Made	Att	Made	Att	Post		
Seattle	13		2	9	2			2	11	244	53	4.6	20	43	2.2	29	18	201	4	25	2	1	1	10	85	0	2	1	3	3	2	2	30:00		
@K.C.	15		8	7	0			2	10	259	55	4.7	25	72	2.9	27	19	187	3	24	0	1	1	10	66	0	2	0	2	2	1	1	32:37		
Rams	18		11	7	0			2	12	334	65	5.1	36	153	4.3	28	14	181	1	12	1	2	0	4	29	3	0	0	3	3	1	1	37:24		
Minn.	16		9	6	1	10	19	343	69		5	42	196	5	26	12	147	1	6	1	2	1	8	61	2	0	0	2	2	4	4	40:48			
@Atl.	17		6	8	3	8	17	367	67	5.5	38	170	4.5	29	18	197	0	0	0	1	1	7	44	1	2	0	3	3	2	2	3	38:09			
@Phil.	10		2	7	1	5	16	162	57	2.8	30	64	2.1	25	10	98	2	27	2	0	0	11	67	0	1	0	1	1	2	3	33:04				
T.B.	17		5	10	2	7	15	284	63	4.5	32	79	2.5	31	19	205	0	0	2	0	0	8	65	1	1	0	2	2	3	4	36:21				
Chi.	13		1	11	1	6	16	313	65	4.8	23	51	2.2	39	27	262	3	29	1	3	2	3	50	0	2	0	2	2	1	1	32:40				
@Rams	19		4	13	2	5	13	359	63	5.7	30	90	3	33	17	269	0	0	1	0	0	5	22	1	2	0	3	3	1	2	31:29				
S.F.	10		4	6	0	5	16	191	58	3.3	32	82	2.6	25	10	109	1	7	1	0	0	3	54	0	1	0	1	1	1	1	32:16				
@S.D.	17		6	11	0	5	13	285	62	4.6	27	92	3.4	34	21	193	1	10	1	4	3	4	20	0	2	1	3	3	0	1	34:19				
Atl.	20		8	10	2	5	18	419	78	5.4	43	164	3.8	35	16	255	0	0	1	2	2	6	45	2	0	0	2	2	2	3	42:40				
@S.F.	22		5	17	0	8	14	415	68	6.1	26	98	3.8	42	25	317	0	0	0	4	3	2	20	1	2	0	3	3	1	1	31:11				
@Dallas	22		5	16	1	4	10	328	60	5.5	19	99	5.2	40	26	229	1	9	1	1	0	4	30	0	2	0	2	2	0	1	28:48				
Raiders	26		10	15	1	9	15	475	72	6.6	32	161	5	39	28	314	1	6	0	2	1	11	93	2	0	1	3	3	2	3	40:36				
@Phoe.	12		6	5	1	3	13	190	53	3.6	28	95	3.4	24	12	95	1	5	1	1	0	6	50	2	1	0	3	3	2	2	28:35				
Totals	267		92	158	17	86	228	4968	1008	4.92	483	1709	3.53	506	292	3259	19	160	15	24	15	102	801	15	20	3	38	38	25	32					

NEW ORLEANS SAINTS 1991 DEFENSE

	1Dn				1Dn1Dn				3Dn3Dn				Total				Gain/				Rushing				Passing								TD				TD				TD				PATPAT				FG				FG Time			
	Opp	Tot	Rush	Pass	Pen	Made	Att	Yards	Plays	Play	No	Yds	Avg	Att	Comp	Net	Sack	Yds	Int	Fum	Lost	Pen	Yds	Rush	Pass	Ret	Made	Att	Made	Att	Pos																									
Sea.	19		1	17	1	4	10	348	58	6	15	46	3.1	41	30	302	2	25	2	4	2	9	66	0	2	1	3	3	1	2	30:00																									
@K.C.	17		5	12	0	5	15	272	65	4.2	22	67	3	43	23	205	1	7	2	0	0	9	52	0	1	0	1	1	1	1	27:23																									
Rams	6		4	2	0	0	10	120	42	2.9	20	77	3.9	17	6	43	5	28	1	1	0	4	33	0	0	1	1	1	0	0	22:36																									
Minn.	6		2	4	0	1	11	151	44	3.4	16	43	2.7	25	12	108	3	10	2	3	1	7	44	0	0	0	0	0	0	0	19:12																									
@Atl.	8		1	5	2	3	13	162	49	3.3	14	33	2.4	30	14	129	5	34	0	3	2	9	59	0	0	1	0	1	0	0	21:51																									
@Phil.	11		3	8	0	4	13	204	58	3.5	17	53	3.1	35	18	151	6	29	5	6	1	6	30	0	0	0	0	0	2	2	26:56																									
T.B.	13		4	8	1	3	12	219	53	4.1	16	46	2.9	31	17	173	6	38	2	2	1	4	70	0	1	0	1	1	0	0	23:39																									
Chi.	11		6	4	1	3	14	178	56	3.2	31	142	4.6	22	5	36	3	25	2	0	0	5	36	1	1	0	2	2	2	3	27:20																									
@Rams	16		3	12	1	4	12	381	57	6.7	23	55	2.4	31	18	326	3	20	3	3	2	6	57	1	1	0	2	2	1	1	28:31																									
S.F.	15		5	9	1	3	12	216	59	3.7	24	114	4.8	32	15	102	3	29	0	3	3	7	51	0	0	0	0	0	1	2	27:44																									
@S.D.	15		6	9	0	3	12	305	55	5.5	23	146	6.3	30	16	159	2	16	1	1	1	7	42	2	0	1	3	3	1	1	25:41																									
Atl.	12		2	9	1	1	14	331	63	5.3	28	91	3.3	31	15	240	4	20	3	1	1	5	36	0	2	0	2	2	3	3	30:23																									
@S.F.	22		5	16	1	5	10	383	60	6.4	18	40	2.2	41	27	343	1	4	0	3	2	3	28	1	3	1	5	5	1	1	28:49																									
@Dallas	20		10	10	0	6	11	301	60	5	31	117	3.8	29	17	184	0	0	0	0	0	2	14	1	1	0	2	2	3	3	31:12																									
Raiders	6		3	2	1	2	9	117	35	3.3	15	71	3.3	16	7	46	4	30	1	1	1	11	67	0	0	0	0	0	0	1	19:24																									
@Phoe.	18		3	12	3	2	10	245	60	4.1	22	72	3.3	36	19	173	2	22	5	2	2	3	26	0	0	0	0	0	1	1	31:25																									
Totals	215		63	139	13	49	188	3933	874	4.5	335	1213	3.62	490	259	2720	50	337	29	33	19	97	711	6	12	5	22	23	17	21																										



SAINTS HISTORY

1966

- Nov. 1** — National Football League Franchise awarded to New Orleans on All Saints Day.
Dec. 15 — John W. Mecom, Jr. becomes majority stockholder-president of NFL's 16th franchise.
Dec. 22 — Vic Schwenk appointed director of player personnel and becomes first major employee hired by New Orleans franchise.

1967

- Jan. 9** — Named New Orleans' professional football team Saints.
Jan. 27 — Former Ole Miss and Rams kicker Paige Cothren first player signed.
Feb. 9 — Saints select 42 players in NFL expansion draft.
Mar. 8 — First season ticket drive launched and Saints sell 20,000 first day and 33,400 before first league game.
Mar. 14 — Saints make fullback Les Kelley of Alabama top choice in common draft.
July 1 — Seventy-six players (mostly rookies) report for first training camp at California Western University in San Diego.
July 6 — Former Green Bay fullback great Jim Taylor signs with Saints.
July 8 — Veterans report to training camp.
July 25 — Bert Rose appointed executive vice-president and general manager.
Aug. 2 — Saints lose first preseason game to Los Angeles, 16-7 before 26,364 at Anaheim, Calif.
Aug. 12 — Saints score first preseason victory by beating St. Louis 23-14 before crowd of 25,500 at Shreveport, La.
Sep. 9 — Saints record first preseason victory in New Orleans downing Atlanta 27-14 before 67,486. Victory gave Saints 5-1 preseason record, best ever for first-year expansion team.
Sep. 17 — Saints open season losing to Los Angeles 27-13 after rookie John Gilliam returned opening kickoff 94 yards for a touchdown.
Nov. 5 — Saints earn first NFL victory beating Philadelphia 31-24 as Walt Roberts scores three touchdowns at Tulane Stadium.
Dec. 17 — Saints defeat Washington 30-14 as rookie Danny Abramowicz scores two touchdowns. Saints wind up with 3-11 record and equal win output for first-year expansion team. Cornerback Dave Whitsell's 10 interceptions tie for best in NFL and earn UPI Comeback Player of the Year honors along with second-team All-Pro recognition and invitation to Pro Bowl.

1968

- Mar. 29** — Vic Schwenk replaces Bert Rose as general manager.
July 7 — Wide receiver Dave Parks signs with Saints after playing out option at San Francisco.
July 26 — Kevin Hardy, plus no. 1 draft choice of 1969, awarded to 49ers as compensation for signing Parks.
Sep. 10 — Jim Taylor announces retirement.
Nov. 3 — Saints lose to Dallas 17-3 before home-record crowd of 84,728 at Tulane Stadium.
Dec. 15 — Saints defeat Pittsburgh 24-14 in season's windup to emerge with 4-9-1 record and third-place finish in Century Division. Saints' two-year record of 7-20-1, best ever for an expansion team. Defensive tackle Dave Rowe named to play in Pro Bowl.

1969

- Oct. 5** — Saints' Tom Dempsey kicks 55-yard field goal against Rams at Los Angeles. Kick was NFL's longest that season and one yard short of pro football record.
Nov. 2 — Saints snap six-game losing streak at St. Louis, 51-42. Game set NFL record of most total touchdowns in one game via passing with Bill Kilmer and Charlie Johnson connecting on six apiece. Five other Saints records set: most first downs (26), most total offensive yards (508), most passing yards (354), most points (51) and most PATs (6).



- Nov. 16** — Tom Dempsey sets Saints record with 4 field goals against Giants in New York, scoring fourth with 11 seconds left to pull out 25-24 victory.
Dec. 21 — Win began three-game Saints victory streak as New Orleans also downed San Francisco 43-38 and Philadelphia 26-17.
 Saints close third season with 27-24 victory over Pittsburgh to bring record to 5-9. Dan Abramowicz wins NFL receiving championship with 73 catches for 1,015 yards and 7 TDs and All-NFL honors. Saints continue to hold NFL expansion team winning record with three-year report of 12-29-1. Defensive end Doug Atkins retires after 17-year career, wins second-team all-Pro honors. Tom Dempsey, Jake Kupp, Tony Baker and Andy Livingston tapped for Pro Bowl with entire Saints coaching staff.

1970

- Jan. 16** — In realignment of National Conference, Saints form Western Division with Los Angeles, San Francisco and Atlanta.
Nov. 3 — J.D. Roberts replaces Tom Fears and becomes the second head coach in Saints history.
Nov. 8 — Tom Dempsey kicks 63-yard field — longest in NFL history — on final play to defeat Detroit 19-17.

1971

- Jan. 28** — Saints draft quarterback Archie Manning of Mississippi in first round after trading quarterback Bill Kilmer to Washington for linebacker Tom Roussel plus 4th and 8th round picks in 1972 draft.
Aug. 11 — Louisiana Superdome construction begins.
Sep. 19 — Saints upset Rams in season's opener in New Orleans 24-20. Rookie Archie Manning makes first regular season start and runs for one-yard touchdown on final play after hitting 16 of 29 passes for 218 yards and another touchdown.
Oct. 17 — Archie Manning rushes for two touchdowns as Saints defeat Cowboys 24-20 before 83,088 at New Orleans. Cowboys went on to win Super Bowl.

1972

- Jan. 7** — Richard F. Gordon, Jr. retires from U.S. Naval aerospace program and is appointed executive vice-president of Saints.

1973

- Jan. 29** — Saints trade no. 1 draft choice to Baltimore for defensive end Billy Newsome and 4th-round draft choice (linebacker Jim Merlo).
Aug. 26 — John North replaces J.D. Roberts and becomes Saints' third head coach.
Nov. 4 — Saints score first shutout ever by blanking Buffalo 13-0 in New Orleans. Saints hold O.J. Simpson to 79 yards on 20 rushes as he headed to 2,003-yard season. Saints finish 5-9, tying best season ever for club.

1974

- Dec. 14** — Saints again finish 5-9, tying best mark in their history.

1975

- Aug. 3** — Louisiana Superdome is dedicated.
Aug. 9 — Saints play Houston before 72,434 in first football game in Superdome. Saints lose, 13-7.
Sep. 28 — Saints lose to Cincinnati 21-0 before 52,531 in first National Football League game at Superdome.
Oct. 27 — John North is replaced as head coach by Ernie Hefferle, director of pro personnel, on interim basis.
Nov. 2 — Saints beat Atlanta 23-7 in Ernie Hefferle's first game.



1976

- Jan. 20 —** Saints hire Hank Stram as fourth head coach in club's history.
Nov. 21 — Saints beat Seahawks at Seattle 51-27 to tie club record for most points scored in one game.

1977

- Oct. 30 —** Saints upset Los Angeles 27-26 at Superdome on faked field goal pass from Tom Blanchard to Elois Grooms.
Dec. 18 — Saints season rushing and touchdown records fall to Chuck Muncie with 811 yards and Henry Childs with nine touchdowns.

1978

- Feb. 6 —** Dick Nolan is appointed head coach to replace Hank Stram. In other key front office moves, Eddie Jones is named executive vice-president and Harry Hulmes vice-president of player personnel.
June 11 — Archie Manning wins Byron (Whizzer) White Award for contributions to his team, community and country.
Oct. 22 — Saints upset Rams 10-3 for first ever win at Los Angeles Coliseum.
Dec. 3 — Saints beat 49ers 24-13 at Superdome to become first New Orleans team to win six games.
Dec. 17 — Saints end best season with 7-9 record after win at Tampa Bay 17-10. Quarterback Archie Manning named Player of the Year and MVP in National Conference and selected to play in Pro Bowl.

1979

- June 5 —** Saints move administrative office from Lee Circle to Superdome.
Oct. 14 — Saints score 42 points in second half in 42-14 win at Tampa Bay. Scores came on six successive possessions in offensive masterpiece.
Oct. 28 — Saints tie club record of three consecutive wins and move into undisputed first place in NFC Western Division with 14-10 win at Washington. Saints stopped Redskins 18 times with goal to go and 7 times within two-yard line.
Dec. 3 — Chuck Muncie rushes for 128 yards to become first Saint to surpass 1,000-yard milestone en route to 1,198-yard season. Saints, alas, saw 35-14 lead disappear in 42-35 loss to Oakland in Monday night TV game at Superdome.
Dec. 16 — Saints end season 8-8, most successful in their history by beating Super Bowl-bound Rams 29-14 in last game for Rams at Coliseum.
Dec. 20 — Steve Rosenbloom is introduced as new executive vice-president and general manager of Saints at Superdome news conference.

1980

- Jan. 27 —** Chuck Muncie is selected MVP as NFC scores 37-27 win in Pro Bowl. Saints also represented well by Archie Manning, Tommy Myers, Wes Chandler and Henry Childs.
Nov. 24 — Saints lose to Los Angeles, 27-7 in Monday night game at Superdome. Head coach Dick Nolan is relieved of his duties following the game. Dick Stanfel is named interim head coach.
Dec. 14 — Saints end 14-game losing streak, longest in team history, by beating Jets 21-20 in snowstorm at Shea Stadium.

1981

- Jan. 20 —** General manager Steve Rosenbloom and vice-president of player personnel Dick Steinberg resign.
Jan. 22 — O.A. (Bum) Phillips is announced as head coach.
Jan. 26 — Assistant to the president Fred Williams is appointed Saints' chief administrator.
Apr. 28 — Saints select running back George Rogers, 1980 Heisman Trophy winner, with first overall choice in NFL draft.
Oct. 12 — John Mecom, Sr., father of Saints owner John, Jr. and key figure in team history, dies at age 70 in Houston, Texas.



- Nov. 8 —** Saints defeat NFC West rival Los Angeles 21-13 at Anaheim Stadium to sweep Rams home-and-away for first time in Saints franchise history.
Dec. 20 — George Rogers gains 107 yards in 21-17 loss to San Francisco and becomes 1981 NFL rushing champion and all-time NFL rookie rusher with 1,674 yards for season.

1982

- Jan. 20 —** George Rogers appears for NFC squad in Pro Bowl in Honolulu, Hawaii.
Feb. 17 — Eddie Jones is named Saints president, head coach O.A. (Bum) Phillips is named general manager in addition to coaching title.
Sep. 17 — Veteran quarterback Archie Manning is traded to Houston Oilers for tackle Leon Gray.
Sep. 19 — Ken Stabler leads Saints to 10-0 shutout of Chicago Bears, the first road shutout in team history. Saints defense ranks no. 1 in NFL.
Sep. 20 — National Football League Players Association announces that NFL players are on strike following Monday night game.
Sep. 23 — NFL announces that scheduled Thursday night game will not be played. Announcement marks that first in an eight-week succession of similar announcements.
Nov. 21 — NFL games resume. Saints defeat Kansas City 27-17 before a crowd of 39,341 at Superdome.
Dec. 19 — Halfback George Rogers gains 166 yards rushing at Dallas, the top individual performance in NFL and Saints single-game record.

1983

- Jan. 2 —** Saints defeat Atlanta, 35-6 in rescheduled game that concludes nine-game season with 4-5 record. Saints narrowly miss playoffs in complicated labyrinth of tie-breakers.
Feb. 6 — Halfback George Rogers is in Honolulu for second successive Pro Bowl appearance.
July 30 — Saints appear in Hall of Fame game for the second time in franchise history.
Sep. 4 — Pittsburgh Steelers win game at Canton, Ohio 27-14.
Sep. 4 — Halfback George Rogers sets team single-game record by rushing for 206 yards (24 carries) in 28-17 opening day win over St. Louis at the Superdome. Game marks third opening-day victory in team history.
Sep. 18 — Saints defeat Chicago Bears 34-31 at Superdome in overtime for first sudden-death victory in franchise history.
Dec. 18 — Saints host Los Angeles Rams at Superdome with franchise's first winning season and playoff berth on the line. Rams kick field goal with six seconds remaining for 26-24 victory. Saints finish season with NFC's no. 1 defense overall, and NFL's no. 1 defense against the pass, both franchise firsts. Final 8-8 record ties best season in franchise history (1979).

1984

- Jan. 29 —** Linebacker Rickey Jackson represents Saints in NFC-AFC Pro Bowl in Honolulu, Hawaii.
Feb. 18 — Saints acquire veteran quarterback Richard Todd from the New York Jets in exchange for the Saints' no. 1 choice in the 1984 NFL draft.
Oct. 9 — Saints acquire RB Earl Campbell from Houston for Saints' first-round draft choice in 1985.
Oct. 22 — Quarterback Ken Stabler retires.
Nov. 19 — Saints record first-ever win on prime time with 27-24 Monday night victory over Pittsburgh Steelers in Superdome.
Nov. 26 — Saints owner John W. Mecom, Jr. announces that the Saints are for sale for the non-negotiable price of \$75 million.



1985

- Jan. 27 —** Linebacker Rickey Jackson, defensive end Bruce Clark and punter Brian Hansen represent Saints at NFC-AFC Pro Bowl at Honolulu, Hawaii. Jackson made his second consecutive appearance in the game.
- Feb. 14 —** Negotiations for the sale of the Saints between John Mecom and A.N. Pritzker break off, thrusting Tom Benson, negotiating in a secondary position for several weeks, to the forefront.
- Mar. 12 —** Benson reaches agreement with Mecom for the sale of the Saints, dependent on state aid.
- Apr. 26 —** Saints trade George Rogers and picks no. 5, 10 and 11 in 1985 draft to Washington for Redskins' no. 1 draft choice.
- May 31 —** Ownership is transferred from Mecom to Benson for the sale price of \$70.204 million. Tom Benson will hold the position of managing general partner of the Saints.
- Nov. 25 —** Head coach Bum Phillips resigns. President Eddie Jones, director of football operations Pat Peppler and offensive coordinator King Hill resign. Defensive coordinator Wade Phillips is named interim head coach.

1986

- Jan. 14 —** Jim Finks is named president/general manager. Finks also joins in franchise ownership.
- Jan. 22 —** Wade Phillips and assistant coaches are released.
- Jan. 28 —** Jim Mora is named head coach.
- May 1 —** Director of scouting Joe Woolley and scout Bobby Baldwin are released. Restructuring of scouting department begins with Bill Kuharich as director of player personnel.
- June 19 —** Tom Benson announces new uniform design featuring Fleur de Lis logo inside State of Louisiana on the jersey and the pants.
- July 19 —** Training Camp opens at Southeastern Louisiana University, Hammond.
- Aug. 18 —** Running back Earl Campbell announces his retirement.
- Sep. 21 —** Mel Gray breaks team record with 101-yard kickoff return for TD at San Francisco. Return was Saints' first for score since 1977.
- Sep. 28 —** Saints take 17-0 first-half lead on New York Giants, only to falter in the second half and lose, 20-17. Giants went on to win Super Bowl.
- Nov. 9 —** Saints record fifth shutout in history, holding Rams' Eric Dickerson to 57 yards, nine in the second half, in 6-0 win. The victory evened the Saints' mark at 5-5 after 1-4 start.
- Dec. 7 —** Rueben Mayes broke team's single-game rushing record of 206 yards with 207 vs. Miami, but his final gain was called back along with winning TD. Saints lost 31-27 thriller as Mayes finished with 203 rushing yards.
- Dec. 21 —** Saints have chance for .500 record for only third time in history. But Vikings parlayed 30-3 halftime lead into 33-17 victory, leaving Jim Mora's first Saints team with 7-9 mark. RB Rueben Mayes finished year with 1,353 yards rushing, fourth in NFL and is named consensus Rookie of the Year. Mayes is named to Pro Bowl along with Rickey Jackson and Morten Andersen.

1987

- May 1 —** Construction begins on first of three phases of improvements to the Superdome. The improvements to the state-run Superdome are being paid for completely with private funding. The first phase, a group of 28 loge suites, will be completed in time for use by the 1987 season. Other phases are targeted for construction in the near future.
- July 25 —** Rookies report to training camp at Southeastern Louisiana University.
- Aug. 17 —** Fullback Hokie Gajan, attempting to come back from a 1985 knee injury, retires following an injury to his other knee. Gajan joins the Saints' player personnel department as a scout.
- Sep. 13 —** Saints set team record with two safeties in a game as they open the season with a 28-21 win over the Cleveland Browns. Rueben Mayes opens the season with a 147-yard rushing effort in only the Saints' fourth opening-day win ever.



- Sep. 21 —** NFL Players Association announces that players will be on strike following Monday night game.
- Sep. 22 —** While players clear out their lockers, Saints personnel are preparing for games that will be played during the strike period with non-union personnel.
- Sep. 24 —** NFL announces that games scheduled for the weekend of Sept. 27-28 will not be played, but games will resume the following weekend.
- Oct. 4 —** Saints defeat Rams, 37-10 in Superdome before 29,745 fans in first replacement game. Saints QB John Fourcade, a New Orleans native, leads team to the win with two TD passes.
- Oct. 15 —** Players' Association announces that strike is over, but not in time to play the coming weekend's games.
- Oct. 18 —** Saints beat Chicago, 19-17 on four Florian Kempf field goals. The Saints replacements posted a 2-1 record.
- Oct. 19 —** Regular players return to practice; bulk of replacement players return home. Several are retained.
- Oct. 25 —** Saints fall to San Francisco, 24-22 in Superdome thriller. Following the game, Jim Mora makes his highly-publicized "coulda, woulda, shoulda" proclamation to media.
- Nov. 1 —** On the franchise's 22nd birthday, Saints post largest margin of victory in team history, whitewashing Atlanta, 38-0. Win is the first in a team-record nine consecutive triumphs to close out the season.
- Nov. 29 —** Saints hold on with two magnificent goal-line stands in the final quarter to defeat Pittsburgh, 20-16. Win ensured Saints' first-ever winning record.
- Dec. 6 —** Saints beat Tampa Bay, 44-34 to lock up team's first playoff appearance.
- Dec. 13 —** Saints win seventh straight, 24-10 over Houston, to lock up a host position in the NFC wild card game.
- Dec. 20 —** Down 24-3 in the second quarter, Saints rally behind backup quarterback Dave Wilson for 31-24 win, the biggest come-from-behind effort in Saints history.
- Dec. 27 —** Saints beat Green Bay, 33-24 to finish season with 12-3 record, and must wait for San Francisco to play that night to determine whether the Saints would win the NFC West and have the home field advantage throughout the playoffs, or host the NFC wild card game. The 49ers won, relegating the Saints to the wild card host role.

1988

- Jan. 3 —** Saints jump out to 7-0 lead, but hot Vikings led 31-10 at halftime enroute to 44-10 win over Saints in the NFC wild card game. RB Rueben Mayes sustained torn ligaments in his knee, requiring surgery. After the game, Jim Mora said, "I'm proud of what we've accomplished this year. But we expect to do better next time."
- Six Saints, K Morten Andersen, TE Hoby Brenner, G Brad Edelman, RB Rueben Mayes, LB Sam Mills, CB Dave Waymer, were tabbed for the AFC-NFC Pro Bowl in Honolulu. For the second consecutive season, Mayes missed the game. Six is the most Saints players ever selected to play in the game.
- President/general manager Jim Finks was honored as the NFL executive of the year, and head coach Jim Mora was named the NFL coach of the year by every voting body.
- Apr. 21 —** Head coach Jim Mora signs new five-year contract with Saints, a revision of his original contract which had two remaining seasons.
- July 16 —** Rookies and free agents report to Saints' first training camp at University of Wisconsin-La Crosse.
- Nov. 20 —** Saints score biggest win in team history in 42-0 win over Denver. Win clinched Saints' second consecutive winning season.
- Dec. 11 —** At Candlestick Park, Saints saw chances for first-ever NFC West championship disappear in 30-17 loss to San Francisco. 49ers went on to win Super Bowl XXIII.

1989

- Jan. 29 —** Kicker Morten Andersen, linebacker Sam Mills and wide receiver Eric Martin represent Saints in NFC-AFC Pro Bowl in Honolulu. NFC won 34-3.



- Feb. 1 —** Plan B free agency goes into effect. In protecting 37 players, Saints leave 21 others subject to offers from NFL clubs. In the two-month period, Saints lose eight players while signing three.
- Mar. 22 —** NFL Commissioner Pete Rozelle announces his retirement at the league meetings in Palm Springs, California. Rozelle had presided over the league for 29 years.
- June 2-4 —** In a football first, the Who Dat! Fan Club held its first convention at the Hyatt. A club of over 12,000 Saints fans, the convention was attended by more than 1,000 of the club's constituency.
- July 6 —** NFL owners meet in Chicago for a first vote for a successor to Pete Rozelle. Saints president/general manager Jim Finks, the only candidate, falls just short of election.
- Sep. 10 —** Saints score only opening-day shutout in team history with 28-0 win over Dallas in Superdome.
- Oct. 26 —** Meeting in Cleveland, NFL owners select lawyer Paul Tagliabue to succeed Pete Rozelle as league commissioner.
- Nov. 20 —** Commissioner Tagliabue appoints Saints president/general manager Jim Finks as chairman of the NFL competition committee, the group charged with the formulation of football-related rules and regulations.
- Dec. 3 —** Saints lose to Detroit, 21-14, effectively eliminating them from playoff contention. Starting quarterback Bobby Hebert is removed from the game, and replaced by John Fourcade.
- Dec. 10 —** Starting for the first time in non-replacement play, John Fourcade conquers the snow and the Buffalo Bills in leading the team to a 22-19 win. Bills' loss cost them the home-field advantage in AFC playoffs.
- Dec. 18 —** On Monday night, Fourcade leads Saints to 30-20 win over Eagles in Superdome. The loss cost Philadelphia the NFC East title.
- Dec. 24 —** A rousing 41-6 win over Indianapolis secured a 9-7 record, the Saints' third consecutive winning season. The Colts' loss eliminated them from the playoffs. Running back Dalton Hilliard, along with linebackers Vaughan Johnson were selected to represent the Saints in the Pro Bowl. Tackle Kevin Haverdink and cornerback Robert Massey were named to a number of all-rookie teams.

1990

- Feb. 23 —** Saints announce preseason schedule, which includes participation in American Bowl '90, played in Wembley Stadium in London, England. Saints and Raiders face off August 5.
- Feb. 27 —** NFL announces new schedule format, calling for each team to play 16 games in 17 weeks. Each division will have one off week in 1990 and 1991. Under the new format, the 1992 season will feature 16 games in 18 weeks.
- Mar. 1 —** The NFL announces the addition of additional wild card teams to the playoff format effective in 1990. Each conference will now have a six-team playoff system ending with Super Bowl XXV in Tampa.
- Mar. 11 —** NFL owners approve new television contract, which includes the addition of Turner Network Television, and eight more prime-time games per season.
- Apr. 1 —** The second season of Plan B free agency ends with the Saints losing ten players, signing two.
- July 29 —** Saints plane leaves New Orleans and Minneapolis bound for London for American Bowl game against the Raiders. Saints and Raiders face each other twice on practice during the week leading up to the game.
- August 5 —** Saints beat Raiders, 17-10 in American Bowl in London's Wembley Stadium.
- Sep. 25 —** Saints trade nos. 1 and 3 draft choices in 1991 and conditional no. 2 draft choice to Dallas for quarterback Steve Walsh.
- Sep. 30 —** Saints and NFC West opponents are idle in NFL's first open weekend, a function of the new scheduling format.
- Oct. 14 —** Steve Walsh throws for 243 yards and three TDs in 25-20 Saints win over Cleveland. Walsh came into the game in a reserve role.
- Oct. 21 —** Walsh makes first start as Saint, team loses 23-10 decision at Houston. RB Dalton Hilliard, the NFL's leading TD scorer in 1989, is lost for the regular season with a knee injury.



- Dec. 31 —** On New Year's Eve, a national television audience saw the Saints kick a last-second field goal to even their record at 8-8, reaching the .500 mark for the first time all season. More importantly, the win gave them the final NFC playoff berth and a game against Chicago the following week.

1991

- Jan. 6 —** Bears defeat Saints 16-6 in NFC wild card game in Soldier Field. Game is team's second playoff game in history, first on the road. Linebackers Vaughan Johnson and Pat Swilling represent the team in the AFC-NFC Pro Bowl, along with kicker Morten Andersen. DE Renaldo Turnbull ended the season leading NFC rookie defenders with eleven sacks. He is named to a number of all-rookie teams.
- Sep. 8 —** Saints defeat Kansas City, 17-10 for first 2-0 start in team history. Winning streak continued into week seven, the second-longest ever.
- Nov. 24 —** In week 11, with a chance to win the NFC West, Saints lose overtime 23-20 thriller as Falcons kick 50-yard field goal for win. Loss was the second of four straight, making difficult the task of winning the division.
- Dec. 16 —** A 27-0 win over the Los Angeles Raiders broke the four-game losing streak, clinched a playoff spot, and kept the Saints in the hunt for a division title.
- Dec. 22 —** In Phoenix, Saints beat Cardinals 27-3, and win their first-ever NFC West title. "You deserve it. You're the best team in the NFC West," head coach Jim Mora told the team in the joy-filled postgame locker room.
- Dec. 29 —** The Saints defense ended the regular season with the fewest points allowed in the NFL. They were second in the league in yardage allowed. Vying for the team's first-ever playoff victory, the Falcons came from behind to defeat New Orleans, 27-20 in the Superdome.

1992

- Four Saints were chosen for the NFC squad in the Pro Bowl. Linebackers Vaughan Johnson, Sam Mills and Pat Swilling were named as starters for the NFC, the most linebackers from one team in history. Special teamer Bennie Thompson also made the trip to Honolulu.
- Jan. 27 —** Clear Channel Communications, owners of WQVE AM and FM in New Orleans, become Saints' flagship network under three-year agreement. Clear Channel takes over from WWL-Radio, holders of Saints rights since 1982.
- Feb. 3 —** For the first time since 1987, the Saints lose an assistant coach. Dom Capers, secondary coach, goes to Pittsburgh as defensive coordinator. He is replaced on the New Orleans staff by Jim Mora, son of the Saints' head coach.
- Mar. 27 —** Three Saints preseason games will be carried on national television, the most in team history. ABC, CBS and ESPN will each televise one of the Saints' four preseason contests.
- Apr. 21 —** Saints announce the publication of Saints Digest, beginning with the 1992 season. Produced by Curtis Publishing Company, Saints Digest will be printed 26 times yearly.
- May 6 —** Saints' 1992 regular season schedule contains four prime-time games, the most in team history. TNT Sports carries two games, ABC and ESPN one game each.



SAINTS ALL-TIME RESULTS

* Home Game

1967 (3-11) Coach: Tom Fears 4th place, Capitol Division

Saints	Opp.
9/17 * Los Angeles (80,879).....	13
9/24 * Washington (74,937).....	10
10/1 * Cleveland (77,045).....	7
10/8 New York Giants (62,670).....	21
10/15 Dallas (52,562).....	10
10/22 San Francisco (34,285).....	13
10/29 * Pittsburgh (68,911).....	10
11/5 * Philadelphia (59,596).....	31
11/12 * Dallas (83,437).....	10
11/19 Philadelphia (60,751).....	21
11/26 * Atlanta (83,437).....	27
12/3 St. Louis (41,171).....	20
12/10 Baltimore (60,238).....	10
12/17 Washington (50,486).....	30
	233
	379

1968 (4-9-1) Coach: Tom Fears 3rd place, Century Division

Saints	Opp.
9/15 * Cleveland (74,215).....	10
9/22 * Washington (65,941).....	37
9/29 * St. Louis (79,021).....	20
10/6 New York Giants (62,967).....	21
10/13 * Minnesota (71,105).....	20
10/20 Pittsburgh (32,303).....	16
10/27 St. Louis (45,478).....	17
11/3 * Dallas (84,728).....	3
11/10 Cleveland (71,025).....	7
11/17 Green Bay (Milw. 49,644).....	7
11/24 Detroit (46,152).....	20
12/1 * Chicago (78,285).....	17
12/8 Philadelphia (57,128).....	17
12/15 * Pittsburgh (66,131).....	24
	246
	327

1969 (5-9) Coach: Tom Fears 3rd place, Capitol Division

Saints	Opp.
9/21 * Washington (73,147).....	20
9/28 * Dallas (79,567).....	17
10/5 Los Angeles (54,879).....	17
10/12 * Cleveland (71,274).....	17
10/19 * Baltimore (80,636).....	10
10/26 Philadelphia (60,658).....	10
11/2 St. Louis (46,718).....	51
11/9 Dallas (62,282).....	17
11/16 New York Giants (62,927).....	25
11/23 * San Francisco (71,448).....	43
11/30 * Philadelphia (72,805).....	26
12/7 Atlanta (57,021).....	17
12/14 Washington (50,354).....	14
12/21 * Pittsburgh (72,256).....	27
	311
	393

1970 (2-11-1) Coach: Tom Fears (7 games) J.D. Roberts (7 games)

Saints	Opp.
9/20 * Atlanta (77,042).....	3
9/27 Minnesota (47,900).....	0
10/4 * New York Giants (69,126).....	14
10/11 St. Louis (45,294).....	17
10/18 San Francisco (39,446).....	20
10/25 Atlanta (58,850).....	14
11/1 * Los Angeles (77,861).....	17
11/8 * Detroit (66,910).....	19
11/15 Miami (42,866).....	10
11/22 * Denver (66,837).....	6
11/29 Cincinnati (59,342).....	6
12/6 Los Angeles (66,410).....	16
12/13 * San Francisco (61,940).....	7
12/20 * Chicago (63,518).....	3
	172
	347

1971 (4-8-2) Coach: J.D. Roberts 4th place, NFC West

Saints	Opp.
9/19 * Los Angeles (70,915).....	24
9/26 * San Francisco (81,596).....	20
10/3 Houston (47,966).....	13
10/10 Chicago (55,049).....	14
10/17 * Dallas (83,088).....	24
10/24 Atlanta (58,850).....	6
10/31 Washington (53,041).....	14
11/7 * Oakland (83,102).....	21
11/14 San Francisco (45,138).....	26
11/21 * Minnesota (83,130).....	10
11/28 Green Bay (Milw. 48,130).....	29
12/5 Los Angeles (73,610).....	28
12/12 * Cleveland (72,794).....	17
12/19 * Atlanta (75,954).....	20
	266
	347

1972 (2-11-1) Coach: J.D. Roberts 4th place, NFC West

Saints	Opp.
9/17 Los Angeles (66,303).....	14
9/25 * Kansas City (70,793).....	17
10/1 * San Francisco (69,840).....	2
10/8 New York Giants (62,507).....	21
10/15 * Atlanta (66,294).....	14
10/22 San Francisco (59,167).....	20
10/29 * Philadelphia (65,554).....	21
11/5 Minnesota (49,784).....	6
11/12 Atlanta (58,850).....	20
11/19 Detroit (53,752).....	14
11/26 * Los Angeles (64,325).....	19
12/3 New York Jets (62,496).....	17
12/10 * New England (64,889).....	10
12/17 * Green Bay (65,881).....	20
	215
	361



1973 (5-9) Coach: John North 3rd place, NFC West

Saints	Opp.
9/16 * Atlanta (66,428).....	7
9/24 Dallas (52,715).....	3
9/30 Baltimore (52,293).....	10
10/7 * Chicago (56,561).....	21
10/14 * Detroit (57,810).....	20
10/21 San Francisco (52,629).....	0
10/28 * Washington (66,315).....	19
11/4 * Buffalo (74,770).....	13
11/11 Los Angeles (70,358).....	7
11/18 San Diego (44,356).....	14
11/25 * Los Angeles (67,192).....	13
12/2 Green Bay (Milw. 47,890).....	10
12/9 * San Francisco (62,490).....	16
12/16 Atlanta (58,850).....	10
	163
	312

1974 (5-9) Coach: John North 3rd place, NFC West

Saints	Opp.
9/15 * San Francisco (65,071).....	13
9/22 Los Angeles (64,178).....	0
9/29 * Atlanta (62,273).....	14
10/6 Chicago (55,753).....	10
10/13 Denver (51,706).....	17
10/20 Atlanta (58,850).....	13
10/27 * Philadelphia (64,257).....	14
11/3 Detroit (49,127).....	14
11/10 * Miami (74,289).....	0
11/17 * Los Angeles (57,287).....	20
11/25 * Pittsburgh (71,907).....	7
12/1 Minnesota (48,456).....	9
12/8 * St. Louis (57,152).....	14
12/15 San Francisco (49,567).....	21
	166
	263

1975 (2-12) Coach: John North (6 games) Ernie Hefferle (8 games) 4th place, NFC West

Saints	Opp.
9/21 Washington (54,414).....	3
9/28 * Cincinnati (52,531).....	0
10/5 Atlanta (29,444).....	7
10/12 * Green Bay (51,371).....	20
10/19 San Francisco (40,990).....	21
10/26 Los Angeles (60,771).....	14
11/2 * Atlanta (56,614).....	23
11/9 Oakland (51,764).....	7
11/16 * Minnesota (62,765).....	10
11/23 * San Francisco (40,328).....	6
11/30 Cleveland (44,753).....	16
12/7 * Los Angeles (39,358).....	7
12/14 New York Giants (40,150).....	14
12/21 * Chicago (33,371).....	17
	165
	360

1976 (4-10) Coach: Hank Stram 3rd place, NFC West

Saints	Opp.
9/12 * Minnesota (58,156).....	9
9/19 * Dallas (61,413).....	6
9/26 Kansas City (53,918).....	27
10/3 * Houston (51,973).....	26
10/10 * Atlanta (51,521).....	30
10/17 San Francisco (43,160).....	3
10/24 * Los Angeles (51,984).....	10
10/31 Atlanta (34,127).....	20
11/7 Green Bay (Milw. 52,936).....	27
11/14 * Detroit (42,048).....	17
11/21 Seattle (61,865).....	51
11/28 Los Angeles (54,906).....	14
12/5 New England (53,592).....	6
12/12 * San Francisco (42,536).....	7
	253
	346

1977 (3-11) Coach: Hank Stram 4th place, NFC West

Saints	Opp.
9/18 * Green Bay (56,548).....	20
9/25 Detroit (51,548).....	19
10/2 Chicago (51,488).....	42
10/9 * San Diego (53,942).....	0
10/16 Los Angeles (46,045).....	7
10/23 St. Louis (48,417).....	31
10/30 * Los Angeles (59,023).....	27
11/6 Philadelphia (53,482).....	7
11/13 * San Francisco (41,564).....	7
11/20 * Atlanta (43,135).....	21
11/27 San Francisco (33,702).....	17
12/4 * New York Jets (40,464).....	13
12/11 * Tampa Bay (40,124).....	14
12/18 Atlanta (36,895).....	7
	232
	336

1978 (7-9) Coach: Dick Nolan 3rd place, NFC West

Saints	Opp.
9/3 * Minnesota (54,187).....	31
9/10 Green Bay (Milw. 54,336).....	17
9/17 * Philadelphia (49,242).....	17
9/24 Cincinnati (40,455).....	20
10/1 * Los Angeles (61,654).....	20
10/8 * Cleveland (50,158).....	16
10/15 San Francisco (37,671).....	14
10/22 Los Angeles (47,574).....	10
10/29 * New York Giants (58,806).....	28
11/5 Pittsburgh (48,525).....	14
11/12 * Atlanta (70,323).....	17
11/19 Dallas (57,920).....	7
11/26 Atlanta (55,521).....	17
12/3 * San Francisco (50,068).....	24
12/10 * Houston (63,169).....	12
12/17 Tampa Bay (51,209).....	17
	281
	298


1979 (8-8) Coach: Dick Nolan
2nd place, NFC West

	Saints	Opp.
9/2 * Atlanta (70,940).....	34(OT)	40
9/9 Green Bay (Milw. 53,184).....	19	28
9/16 * Philadelphia (54,212).....	14	26
9/23 San Francisco (39,727).....	30	21
9/30 * New York Giants (51,543).....	24	14
10/7 * Los Angeles (68,986).....	17	35
10/14 Tampa Bay (67,640).....	42	14
10/21 * Detroit (57,428).....	17	7
10/28 Washington (52,133).....	14	10
11/4 Denver (74,482).....	3	10
11/11 * San Francisco (65,551).....	31	20
11/18 Seattle (60,055).....	24	38
11/25 Atlanta (42,815).....	37	6
12/3 * Oakland (65,541).....	35	42
12/9 * San Diego (61,059).....	0	35
12/16 Los Angeles (53,879).....	29	14
	370	360

1980 (1-15) Coach: Dick Nolan (12 games)
Dick Stanfel (4 games)
4th place, NFC West

	Saints	Opp.
9/7 * San Francisco (58,621).....	23	26
9/14 Chicago (65,523).....	3	22
9/21 * Buffalo (51,154).....	26	35
9/28 Miami (40,946).....	16	21
10/5 * St. Louis (45,388).....	7	40
10/12 Detroit (78,147).....	13	24
10/19 * Atlanta (62,651).....	14	41
10/26 Washington (51,375).....	14	22
11/2 Los Angeles (59,909).....	31	45
11/9 * Philadelphia (45,340).....	21	34
11/16 Atlanta (53,871).....	13	31
11/24 * Los Angeles (53,488).....	7	27
11/30 * Minnesota (30,936).....	20	23
12/7 San Francisco (37,949).....	35(OT)	38
12/14 New York Jets (38,077).....	21	20
12/21 * New England (38,277).....	27	38
	291	487

1981 (4-12) Coach: Bum Phillips
4th place, NFC West

	Saints	Opp.
9/6 Atlanta (57,406).....	0	27
9/13 * Los Angeles (62,063).....	23	17
9/20 New York Giants (69,814).....	7	20
9/27 San Francisco (44,433).....	14	21
10/4 * Pittsburgh (64,578).....	6	20
10/11 * Philadelphia (52,728).....	14	31
10/18 Cleveland (76,059).....	17	20
10/25 * Cincinnati (46,336).....	17	7
11/1 * Atlanta (63,637).....	10	41
11/8 Los Angeles (61,068).....	21	13
11/15 Minnesota (45,215).....	10	20
11/22 Houston (49,581).....	27	24
11/29 * Tampa Bay (62,209).....	14	31
12/6 St. Louis (46,923).....	3	30
12/13 * Green Bay (45,518).....	7	35
12/20 * San Francisco (43,639).....	17	21
	207	378

1982 (4-5) Coach: Bum Phillips
2nd place, NFC West

	Saints	Opp.
9/12 * St. Louis (58,763).....	7	21
9/19 Chicago (56,600).....	10	0
11/21 * Kansas City (39,341).....	27	17
11/28 San Francisco (51,611).....	23	20
12/5 * Tampa Bay (61,709).....	10	13
12/12 Atlanta (39,535).....	0	35
12/19 Dallas (64,506).....	7	21
12/26 * Washington (48,667).....	10	27
1/2 * Atlanta (47,336).....	35	6
	129	160

1983 (8-8) Coach: Bum Phillips
3rd place, NFC West

	Saints	Opp.
9/4 * St. Louis (65,225).....	28	17
9/11 Los Angeles (45,572).....	27	30
9/18 * Chicago (64,692).....	34(OT)	31
9/25 Dallas (62,136).....	20	21
10/2 * Miami (66,489).....	17	7
10/9 Atlanta (51,654).....	19	17
10/16 * San Francisco (68,154).....	13	32
10/23 Tampa Bay (48,242).....	24	21
10/30 Buffalo (49,413).....	21	27
11/6 * Atlanta (67,062).....	27	10
11/13 San Francisco (40,022).....	0	27
11/21 * New York Jets (68,606).....	28	31
11/27 * Minnesota (59,502).....	17	16
12/4 New England (24,579).....	0	7
12/11 Philadelphia (45,182).....	20(OT)	17
12/18 * Los Angeles (70,148).....	24	26
	319	337

1984 (7-9) Coach: Bum Phillips
3rd place, NFC West

	Saints	Opp.
9/2 * Atlanta (66,652).....	28	36
9/9 * Tampa Bay (54,686).....	17	13
9/16 San Francisco (57,611).....	20	30
9/23 * St. Louis (58,723).....	34	24
9/30 Houston (43,108).....	27	10
10/7 Chicago (53,752).....	7	20
10/14 * Los Angeles (63,161).....	10	28
10/21 Dallas (50,966).....	27(OT)	30
10/28 Cleveland (52,849).....	16	14
11/4 * Green Bay (57,426).....	13	23
11/11 Atlanta (40,590).....	17	13
11/19 * Pittsburgh (66,005).....	27	24
11/25 * San Francisco (65,117).....	3	35
12/2 Los Angeles (49,348).....	21	34
12/9 * Cincinnati (40,855).....	21	24
12/15 New York Giants (63,739).....	10	3
	298	361

1985 (5-11) Coach: Bum Phillips (12 games)
Wade Phillips (4 games)
3rd place, NFC West

	Saints	Opp.
9/8 * Kansas City (57,760).....	27	47
9/15 Denver (74,448).....	23	34
9/22 * Tampa Bay (45,320).....	20	13
9/29 San Francisco (58,053).....	20	17
10/6 * Philadelphia (56,364).....	23	21
10/13 L.A. Raiders (48,152).....	13	23
10/20 Atlanta (44,784).....	24	31
10/27 * New York Giants (54,082).....	13	21
11/3 Los Angeles (49,030).....	10	28
11/10 * Seattle (47,365).....	3	27
11/17 Green Bay (Milw. 52,104).....	14	38
11/24 Minnesota (54,117).....	30	23
12/1 * Los Angeles (44,122).....	29	3
12/8 St. Louis (29,527).....	16	28
12/15 * San Francisco (46,065).....	19	31
12/22 * Atlanta (37,717).....	10	16
	294	401

1986 (7-9) Coach: Jim Mora
4th place, NFC West

	Saints	Opp.
9/7 * Atlanta (67,950).....	10	31
9/14 * Green Bay (56,383).....	24	10
9/21 San Francisco (58,297).....	17	26
9/28 N.Y. Giants (72,765).....	17	20
10/5 * Washington (57,317).....	6	14
10/12 Indianapolis (53,512).....	17	14
10/19 * Tampa Bay (43,355).....	38	7
10/26 N.Y. Jets (44,246).....	23	28
11/2 * San Francisco (53,234).....	23	10
11/9 * Los Angeles (62,352).....	6	0
11/16 St. Louis (32,069).....	16	7
11/23 Los Angeles (58,600).....	13	26
11/30 * New England (58,259).....	20	21
12/7 * Miami (64,761).....	27	31
12/14 Atlanta (39,994).....	14	9
12/21 Minnesota (51,209).....	17	33
	288	287

1987 (12-3) Coach: Jim Mora
2nd place, NFC West

	Saints	Opp.
9/13 * Cleveland (59,900).....	28	21
9/20 Philadelphia (57,485).....	17	27
10/4 * Los Angeles (29,745).....	37	10
10/11 St. Louis (11,795).....	19	24
10/18 Chicago (46,813).....	19	17
10/25 * San Francisco (60,497).....	22	24
11/1 Atlanta (42,196).....	38	0
11/8 Los Angeles (43,379).....	31	14
11/15 San Francisco (60,436).....	26	24
11/22 N.Y. Giants (67,639).....	23	14
11/29 Pittsburgh (47,896).....	20	16
12/6 * Tampa Bay (66,471).....	44	34
12/13 * Houston (68,257).....	24	10
12/20 Cincinnati (43,424).....	41	24
12/27 * Green Bay (68,364).....	33	24
	422	283

NFC Wild Card Playoff
 1/3 * Minnesota (68,127).....10 44

1988 (10-6) Coach: Jim Mora
3rd place, NFC West

	Saints	Opp.
9/4 * San Francisco (66,357).....	33	34
9/11 Atlanta (48,901).....	29	21
9/18 Detroit (37,180).....	22	14
9/25 * Tampa Bay (66,671).....	13	9
10/3 * Dallas (68,474).....	20	17
10/9 San Diego (42,693).....	23	17
10/16 Seattle (63,569).....	20	19
10/23 * L.A. Raiders (66,249).....	20	6
10/30 * L.A. Rams (68,238).....	10	12
11/6 Washington (54,183).....	24	27
11/13 L.A. Rams (63,305).....	14	10
11/20 * Denver (68,075).....	42	0
11/27 * N.Y. Giants (66,526).....	12	13
12/4 Minnesota (61,215).....	3	45
12/11 San Francisco (62,977).....	17	30
12/18 * Atlanta (60,566).....	10	9
	312	283

1989 (9-7) Coach: Jim Mora
3rd place, NFC West

	Saints	Opp.
9/10 * Dallas (66,977).....	28	0
9/17 Green Bay (55,809).....	34	35
9/24 Tampa Bay (44,053).....	10	20
10/1 * Washington (64,358).....	14	16
10/8 * San Francisco (60,488).....	20	24
10/15 * N.Y. Jets (59,521).....	29	14
10/22 L.A. Rams (57,567).....	40	21
10/29 * Atlanta (65,153).....	20	13
11/6 San Francisco (60,667).....	13	31
11/12 New England (47,680).....	28	24
11/19 Atlanta (53,173).....	26	17
11/26 * L.A. Rams (64,274).....	17(OT)	20
12/3 Detroit (38,550).....	14	21
12/10 Buffalo (70,037).....	22	19
12/18 * Philadelphia (59,218).....	30	20
12/24 * Indianapolis (49,009).....	41	6
	386	301





1990 (8-8) Coach: Jim Mora 2nd place, NFC West

	Saints	Opp.
9/10	* San Francisco (68,629).....12	13
9/16	Minnesota (56,272).....3	32
9/23	* Phoenix (61,110).....28	7
10/7	Atlanta (57,401).....27	28
10/14	* Cleveland (68,608).....25	20
10/21	Houston (57,908).....10	23
10/28	* Detroit (64,368).....10	27
11/4	Cincinnati (60,067).....21	7
11/11	* Tampa Bay (67,865).....35	7
11/18	Washington (52,573).....17	31
11/25	* Atlanta (68,629).....10	7
12/2	Dallas (60,087).....13	17
12/9	L.A. Rams (56,864).....24	20
12/16	* Pittsburgh (68,582).....6	9
12/23	San Francisco (60,112).....13	10
12/31	* L.A. Rams (68,647).....20	17
	274	275

NFC First-Round Playoffs

1/6	Chicago (60,767).....6	16
-----	------------------------	----

1991 (11-5) Coach: Jim Mora 1st place, NFC West

	Saints	Opp.
9/1	* Seattle (68,492).....27	13
9/8	Kansas City (74,816).....17	10
9/15	* L.A. Rams (68,583).....24	7
10/7	* Minnesota (68,591).....26	0
9/29	Atlanta (56,556).....27	6
10/13	Philadelphia (64,224).....13	6
10/20	* Tampa Bay (68,591).....23	7
10/27	* Chicago (68,591).....17	20
11/3	L.A. Rams (58,713).....24	17
11/10	* San Francisco (68,591).....10	3
11/17	San Diego (48,420).....21	24
11/24	* Atlanta (68,591).....20(OT)	23
12/1	San Francisco (62,092).....24	38
12/8	Dallas (64,530).....14	23
12/15	* L.A. Raiders (68,625).....27	0
12/22	Phoenix (30,928).....27	3
	341	211

NFC First-Round Playoffs

12/28	* Atlanta (68,794).....20	27
-------	---------------------------	----

SUPER BOWL RESULTS

- 1966 — Green Bay 35, Kansas City 10 at Los Angeles, Calif.
 1967 — Green Bay 33, Oakland 14 at Miami, Fla.
 1968 — New York Jets 16, Baltimore 7 at Miami, Fla.
 1969 — Kansas City 23, Minnesota 7 at NEW ORLEANS, LA. (Tulane Stadium)
 1970 — Baltimore 16, Dallas 13 at Miami, Fla.
 1971 — Dallas 24, Miami 3 at NEW ORLEANS, LA. (Tulane Stadium)
 1972 — Miami 14, Washington 7 at Los Angeles, Calif.
 1973 — Miami 24, Minnesota 7 at Houston, Tex.
 1974 — Pittsburgh 16, Minnesota 6 at NEW ORLEANS, LA. (Tulane Stadium)
 1975 — Pittsburgh 21, Dallas 17 at Miami, Fla.
 1976 — Oakland 32, Minnesota 14 at Pasadena, Calif.
 1977 — Dallas 27, Denver 10 at NEW ORLEANS, LA. (Superdome)
 1978 — Pittsburgh 35, Dallas 31 at Miami, Fla.
 1979 — Pittsburgh 31, Los Angeles Rams 19 at Pasadena, Calif.
 1980 — Oakland 27, Philadelphia 10 at NEW ORLEANS, LA. (Superdome)
 1981 — San Francisco 26, Cincinnati 21 at Pontiac, Mich.
 1982 — Washington 27, Miami 17 at Pasadena, Calif.
 1983 — L.A. Raiders 38, Washington 9 at Tampa, Fla.
 1984 — San Francisco 38, Miami 16 at Palo Alto, Calif.
 1985 — Chicago 46, New England 10 at NEW ORLEANS, LA. (Superdome)
 1986 — New York Giants 39, Denver 20 at Pasadena, Calif.
 1987 — Washington 42, Denver 10 at San Diego, Calif.
 1988 — San Francisco 20, Cincinnati 16 at Miami, Fla.
 1989 — San Francisco 55, Denver 10 at NEW ORLEANS, LA. (Superdome)
 1990 — N.Y. Giants 20, Buffalo 19 at Tampa, Fla.
 1991 — Washington 37, Buffalo 24 at Minneapolis, Minn.



SAINTS PRESEASON RESULTS

1967 (5-1)

	Saints	Opp.
Los Angeles (26,364) at Anaheim.....7	16	
St. Louis (25,500) at Shreveport.....23	14	
Pittsburgh (35,000) at Baton Rouge.....20	17	
San Francisco (23,348) at Portland, Ore.....24	10	
Miami (11,214) at Charleston, S.C.....20	17	
Atlanta (67,486) at New Orleans.....27	14	

1968 (2-4)

	Saints	Opp.
Los Angeles (29,505) at Anaheim.....7	21	
Boston (57,152) at New Orleans.....19	0	
Houston (42,734) at Houston.....23	24	
Cleveland (70,045) at New Orleans.....40	27	
Atlanta (49,832) at Atlanta.....10	16	
Minnesota (23,000) at Shreveport.....17	20	

1969 (2-4)

	Saints	Opp.
San Diego (31,683) at San Diego.....7	10	
Denver (28,356) at Denver.....28	22	
Pittsburgh (40,000) at Baton Rouge.....24	34	
Atlanta (69,898) at New Orleans.....21	17	
Houston (79,937) at New Orleans.....14	30	
Detroit (30,312) at Detroit.....7	42	

1970 (4-2)

	Saints	Opp.
Minnesota (17,932) at Canton.....14	13	
Houston (46,223) at Houston.....19	10	
Detroit (76,778) at New Orleans.....17	31	
Boston (32,000) at Jackson.....26	20	
N.Y. Jets (78,581) at New Orleans.....14	27	
San Diego (63,904) at New Orleans.....20	14	

1971 (0-6)

	Saints	Opp.
Buffalo (35,758) at Buffalo.....10	14	
Dallas (73,560) at Dallas.....21	36	
Kansas City (70,459) at New Orleans.....7	27	
San Diego (35,405) at San Diego.....7	22	
Philadelphia (60,487) at New Orleans.....0	34	
Houston (60,971) at New Orleans.....17	24	

1972 (1-4-1)

	Saints	Opp.
Philadelphia (53,372) at Philadelphia.....13	10	
Buffalo (66,762) at New Orleans.....21	24	
Dallas (81,070) at New Orleans.....7	30	
San Diego (64,506) at New Orleans.....14	16	
Pittsburgh (43,302) at Memphis.....7	56	
Houston (44,571) at Houston.....14	14	

1973 (1-5)

	Saints	Opp.
Kansas City (67,216) at Kansas City.....6	12	
Miami (80,050) at Miami.....13	14	
Dallas (61,022) at Dallas.....14	24	
New England (64,131) at New Orleans.....6	31	
N.Y. Jets (67,434) at New Orleans.....17	28	
Houston (62,339) at New Orleans.....16	10	

1974 (3-3)

	Saints	Opp.
Pittsburgh (45,339) at New Orleans.....7	26	
Miami (41,524) at Miami.....20	45	
New England (20,456) at Foxboro.....3	7	
Dallas (56,563) at New Orleans.....16	7	
N.Y. Jets (59,829) at New Orleans.....24	7	
Houston (35,103) at Houston.....24	16	

1975 (2-4)

	Saints	Opp.
Houston (72,434) at New Orleans.....7	13	
Denver (40,089) at New Orleans.....24	21	
Miami (61,253) at New Orleans.....10	20	
Baltimore (60,643) at New Orleans.....27	3	
Pittsburgh (47,341) at Pittsburgh.....3	24	
Cincinnati (48,453) at Cincinnati.....0	20	

1976 (4-2)

	Saints	Opp.
Pittsburgh (56,039) at New Orleans.....14	24	
Houston (38,675) at Houston.....13	10	
Buffalo (36,110) at Buffalo.....21	14	
Baltimore (38,879) at Baltimore.....26	OT 20	
Cincinnati (60,044) at New Orleans.....13	10	
Miami (63,383) at New Orleans.....7	20	

1977 (5-1)

	Saints	Opp.
Chicago (55,163) at Chicago.....20	14	
N.Y. Giants (49,900) at New Orleans.....23	7	
Buffalo (66,282) at New Orleans.....20	17	
N.Y. Jets (49,455) at New Orleans.....14	20	
Miami (39,970) at Miami.....17	10	
Houston (49,964) at New Orleans.....20	16	

1978 (2-2)

	Saints	Opp.
Philadelphia (30,000) at Mexico City.....14	7	
Miami (54,105) at New Orleans.....17	31	
Tampa Bay (49,042) at New Orleans.....3	14	
Houston (49,554) at Houston.....17	3	

1979 (1-3)

	Saints	Opp.
Miami (44,704) at Miami.....7	14	
Chicago (45,085) at New Orleans.....6	13	
Tampa Bay (49,042) at Tampa.....7	14	
Houston (54,469) at New Orleans.....10	7	

1980 (1-3)

	Saints	Opp.
St. Louis (57,923) at New Orleans.....17	13	
Houston (43,376) at Houston.....17	20	
Detroit (49,631) at Detroit.....17	40	
Miami (50,635) at New Orleans.....0	20	

1981 (3-1)

	Saints	Opp.
Baltimore (46,792) at New Orleans.....24	23	
Houston (67,562) at New Orleans.....27	7	
Philadelphia (28,001) at Syracuse, N.Y.....6	37	
Detroit (52,090) at New Orleans.....20	OT 17	



1982 (1-3)	Saints	Opp.	1987 (3-1)	Saints	Opp.
Houston (44,599) at Houston	20	22	Minnesota (52,884) at New Orleans	23	17
Kansas City (46,585) at New Orleans	6	3	Houston (51,562) at New Orleans	13	16
Cleveland (55,689) at New Orleans	17	20	Pittsburgh (46,770) at New Orleans	31	28
Minnesota (59,810) at Minneapolis	21	24	Cincinnati (46,289) at Cincinnati	26	14
1983 (3-2)	Saints	Opp.	1988 (2-2)	Saints	Opp.
Pittsburgh (23,909) at Canton, Ohio	14	27	Minnesota (47,624) at Minnesota	23	20
Tampa Bay (53,111) at Tampa	17	20	Phoenix (51,987) at Phoenix	33	28
Miami (38,735) at Miami	19	17	Indianapolis (54,117) at Indianapolis	6	18
Houston (60,430) at New Orleans	20	13	Pittsburgh (56,174) at New Orleans	28	31
N.Y.Jets (58,176) at New Orleans	17	10			
1984 (3-1)	Saints	Opp.	1989 (1-3)	Saints	Opp.
Kansas City (34,230) at Kansas City	34	20	Indianapolis (57,771) at New Orleans	7	31
Atlanta (58,502) at New Orleans	31	21	Buffalo (48,512) at Buffalo	7	10
Houston (45,522) at Houston	3	19	Cincinnati (51,150) at New Orleans	27	10
Washington (52,040) at New Orleans	9	14	Washington (56,181) at New Orleans	21	26
1985 (1-3)	Saints	Opp.	1990 (4-1)	Saints	Opp.
New England (27,014) at New England	32	20	L.A. Raiders (63,106) at London	17	10
Houston (53,491) at New Orleans	20	23	Minnesota (48,154) at Minnesota	13	10
Tampa Bay (49,337) at New Orleans	10	14	Green Bay (47,848) at Madison, Wis.	13	27
San Diego (40,462) at San Diego	20	21	Buffalo (51,959) at New Orleans	28	23
			Indianapolis (54,796) at New Orleans	17	14
1986 (2-2)	Saints	Opp.	1991 (2-2)	Saints	Opp.
Denver (47,408) at Denver	10	7	Minnesota (58,953) at New Orleans	18	3
New England (54,364) at New Orleans	34	38	Green Bay (55,730) at New Orleans	31	20
Houston (38,617) at Houston	13	24	Indianapolis (50,896) at Indianapolis	28	34
Kansas City (47,945) at New Orleans	13	10	Miami (44,099) at Miami	24	28

THE LAST TIME

INTERCEPTED PASS RETURNED FOR TD — Dec. 16, 1991, by Brett Maxie, 31 yards vs. Raiders; Sep. 1, 1991, by Pat Swilling, 39 yards vs. Seattle.

Opponent — Sep. 15, 1991, by Jerry Gray, L.A. Rams, 59 yards; Sep. 1, 1991, by Brian Davis, Seattle, 40 yards.

FUMBLE RECOVERY RETURNED FOR TD — Nov. 6, 1988, by Buford Jordan, 7 yards at Washington.

Opponent — Sep. 29, 1991, by Ken Tippins, at Atlanta, 23 yards.

FUMBLE RECOVERED IN END ZONE FOR TD — Dec. 18, 1983, by Steve Korte vs. Los Angeles Rams.

Opponent — Oct. 21, 1984, by Jim Jeffcoat at Dallas.

BLOCKED PUNT RETURNED FOR TD — Nov. 17, 1991, by Frank Warren, 37 yards at San Diego.

Opponent — Nov. 30, 1986, by Mosi Tatupu, New England, 17 yards.

BLOCKED FG ATTEMPT RETURNED FOR TD — Oct. 16, 1988, by Dave Waymer, 58 yards at Seattle.

Opponent — Sept. 25, 1983, by Ron Fellows at Dallas, 62 yards.

PUNT RETURN FOR TD — Sep. 10, 1989, by Derrick Shepard, 56 yards vs. Dallas.

Opponent — Nov. 19, 1984, by Louis Lipps, Pittsburgh, 76 yards.

KICKOFF RETURN FOR TD — Dec. 3, 1989, by Bobby Morse, 99 yards at Detroit.

Opponent — Dec. 1, 1991, by Dexter Carter, at San Francisco, 98 yards.

Nov. 17, 1991, by Nate Lewis, at San Diego, 95 yards.



SAINTS STANDINGS

1967 (Capitol Division, 4th place)	W	L	T	Pct.	1974 (Western Division, 3rd place)	W	L	T	Pct.
Dallas	9	5	0	.643	Los Angeles	10	4	0	.714
Philadelphia	6	7	1	.462	San Francisco	6	8	0	.429
Washington	5	6	3	.455	New Orleans	5	9	0	.357
New Orleans	3	11	0	.214	Atlanta	3	11	0	.214
1968 (Century Division, 3rd place)	W	L	T	Pct.	1975 (Western Division, 4th place)	W	L	T	Pct.
Cleveland	10	4	0	.714	Los Angeles	12	2	0	.857
St. Louis	9	4	1	.692	San Francisco	5	9	0	.357
New Orleans	4	9	1	.308	Atlanta	4	10	0	.286
Pittsburgh	2	11	1	.154	New Orleans	2	12	0	.143
1969 (Capitol Division, 3rd place)	W	L	T	Pct.	1976 (Western Division, 3rd place)	W	L	T	Pct.
Dallas	11	2	1	.846	Los Angeles	10	3	1	.750
Washington	7	5	2	.583	San Francisco	8	6	0	.571
New Orleans	5	9	0	.357	New Orleans	4	10	0	.286
Philadelphia	4	9	1	.308	Atlanta	4	10	0	.286
					Seattle	2	12	0	.143
1970 (Western Division, 4th place)	W	L	T	Pct.	1977 (Western Division, 4th place)	W	L	T	Pct.
San Francisco	10	3	1	.769	Los Angeles	10	4	0	.714
Los Angeles	8	5	1	.615	Atlanta	7	7	0	.500
Atlanta	4	8	2	.333	San Francisco	5	9	0	.357
New Orleans	2	11	1	.154	New Orleans	3	11	0	.214
1971 (Western Division, 4th place)	W	L	T	Pct.	1978 (Western Division, 3rd place)	W	L	T	Pct.
San Francisco	9	5	0	.643	Los Angeles	12	4	0	.750
Los Angeles	8	5	1	.615	Atlanta	9	7	0	.563
Atlanta	7	6	1	.538	New Orleans	7	9	0	.438
New Orleans	4	8	2	.333	San Francisco	2	14	0	.125
1972 (Western Division, 4th place)	W	L	T	Pct.	1979 (Western Division, 2nd place)	W	L	T	Pct.
San Francisco	9	5	0	.615	Los Angeles	9	7	0	.563
Atlanta	7	7	0	.500	New Orleans	8	8	0	.500
Los Angeles	6	7	1	.464	Atlanta	6	10	0	.375
New Orleans	2	11	1	.154	San Francisco	2	14	0	.125
1973 (Western Division, 3rd place)	W	L	T	Pct.	1980 (Western Division, 4th place)	W	L	T	Pct.
Los Angeles	12	2	0	.857	Atlanta	12	4	0	.750
Atlanta	9	5	0	.643	Los Angeles	11	5	0	.687
New Orleans	5	9	0	.357	San Francisco	6	10	0	.375
San Francisco	5	9	0	.357	New Orleans	1	15	0	.062



1981 (Western Division, 4th place)

	W	L	T	Pct.
San Francisco	13	3	0	.813
Atlanta	7	9	0	.438
Los Angeles	6	10	0	.375
New Orleans	4	12	0	.250

1982 (Western Division, 2nd place)

	W	L	T	Pct.
Atlanta	5	4	0	.556
New Orleans	4	5	0	.444
San Francisco	3	6	0	.333
Los Angeles	2	7	0	.222

1983 (Western Division, 3rd place)

	W	L	T	Pct.
San Francisco	10	6	0	.625
Los Angeles	9	7	0	.563
New Orleans	8	8	0	.500
Atlanta	7	9	0	.438

1984 (Western Division, 3rd place)

	W	L	T	Pct.
San Francisco	15	1	0	.938
Los Angeles	10	6	0	.625
New Orleans	7	9	0	.438
Atlanta	4	12	0	.250

1985 (Western Division, 3rd place)

	W	L	T	Pct.
Los Angeles	11	5	0	.687
San Francisco	10	6	0	.625
New Orleans	5	11	0	.313
Atlanta	4	12	0	.250

1986 (Western Division, 4th place)

	W	L	T	Pct.
San Francisco	10	5	1	.656
Los Angeles	10	6	0	.625
Atlanta	7	8	1	.469
New Orleans	7	9	0	.438

1987 (Western Division, 2nd place)

	W	L	T	Pct.
San Francisco	13	2	0	.867
New Orleans	12	3	0	.800
Los Angeles	6	9	0	.400
Atlanta	3	12	0	.200

1988 (Western Division, 3rd place)

	W	L	T	Pct.
San Francisco	10	6	0	.625
Los Angeles	10	6	0	.625
New Orleans	10	6	0	.625
Atlanta	5	11	0	.313

1989 (Western Division, 3rd place)

	W	L	T	Pct.
San Francisco	14	2	0	.875
Los Angeles	11	5	0	.688
New Orleans	9	7	0	.563
Atlanta	3	13	0	.188

1990 (Western Division, 2nd place)

	W	L	T	Pct.
San Francisco	14	2	0	.875
New Orleans	8	8	0	.500
Los Angeles	5	11	0	.313
Atlanta	5	11	0	.313

1991 (Western Division, 1st place)

	W	L	T	Pct.
New Orleans	11	5	0	.688
Atlanta	10	6	0	.625
San Francisco	10	6	0	.625
Los Angeles	3	13	0	.188

SAINTS DRAFT CHOICES

1967

- 1a. traded to Baltimore
- 1b. Leslie Kelley, fb Alabama
- 2a. James (Bo) Burris, s Houston
- 2b. John Gilliam, rb South Carolina State
- 2c. David Rowe, de Penn State
- 3a. traded to Baltimore

- 3b. Del Williams, g Florida State
- 3c. Ben Hart, wr Oklahoma
- 4a. Ron Widby, p Tennessee
- 4b. Bill Carr, c Florida
- 4c. Tom Stangle, t Dayton

- 5a. Don McCall, rb USC
- 5b. John Douglas, cb Texas Southern
- 6a. John Harvey, g Kansas
- 6b. Charles (Bo) Wood, lb North Carolina
- 7a. Gary Hertzog, g Willamette

- 7b. Bob McKelvey, lb Northwestern
- 8a. Sam Harris, te Colorado
- 8b. Barry Siler, lb Albion
- 9a. Tim Lavens, te Idaho
- 9b. Eugene Ross, cb Oklahoma

- 10a. Charles Brown, rb Missouri
- 10b. Roosevelt Robertson, te North Carolina College
- 11a. Jim Benson, g Florida
- 11b. Bernard Corbin, cb Alabama A&M
- 12a. Ronnie Pack, g Texas Tech

- 12b. John Robinson, wr Tennessee A&I
- 13a. Bill Stetz, lb Boston College
- 13b. Gary Grossnickle, s Missouri
- 14a. Jim Hester, te North Carolina
- 14b. George Stetter, cb Virginia

- 15a. John Snow, dt Wake Forest
- 15b. Darrell Johnson, rb Lamar
- 16a. Marcus Rhoden, wr Mississippi State
- 16b. Bruce Cortez, cb Parsons College
- 17a. Dan Abramowicz, wr Xavier (Ohio)

- 17b. Billy Bob Stewart, lb SMU
- (choice acquired from Baltimore)
- 17c. Jim Walker, s Providence

1968

- 1a. traded to Green Bay
- 1b. Kevin Hardy, de Notre Dame
- (choice acquired from Minnesota)
2. choice to Los Angeles for joining scouting combine
3. Dave Szmakowski, wr West Texas State

- 4a. Willie Crittendon, dt Tulsa
- 4b. Dan Sartin, g Mississippi
5. Ronnie Lee South, qb Arkansas
6. traded to San Francisco
- 7a. Ray Phillips, g Michigan

- (choice acquired from Detroit)
- 7b. Eugene Howard, cb Langston
8. Dick Swatland, g Notre Dame
9. Joe Blake, g Tulsa
10. Doug Robinson, s Iowa State

11. Bennie Blocker, rb South Carolina State
12. John Beck, cb San Diego State
13. Kayo Trepanier, t Montana State
14. Herbert Covington, rb Memphis State
15. Wilmer Cooks, rb Colorado
16. Elie Ghattas, g Ball State
17. Jim Ferguson, lb USC

1969

- 1a. traded to San Francisco
- 1b. John Shinnars, g Xavier (Ohio)
- (choice acquired from Minnesota)
- 2a. traded to Baltimore
- 2b. Richard Neal, de Southern

- (choice acquired from St. Louis)
3. traded to Detroit
- 4a. Dennis Hale, s Minnesota
- 4b. Bob Hudspeth, t Southern Illinois
- (choice acquired from Dallas)

- 5a. Tony Kyasky, s Syracuse
- 5b. Keith Christensen, t Kansas
- (choice acquired from New York Giants)
6. Bob Miller, te USC
7. traded to Baltimore

8. Jim Lawrence, wr USC
9. Joe Owens, lb Alcorn State
10. McKinley Reynolds, rb Hawaii
11. Tommy Morel, wr LSU
12. Tom Broadhead, rb Santa Barbara State

13. Joe Robillard, cb Linfield (Oregon)
14. Gary Loyd, p California Lutheran
15. Bill Waller, wr Xavier (Ohio)
16. Edd Hargett, qb Texas A&M
17. Chico Kurzawski, s Northwestern

1970

1. Ken Burroughs, wr Texas Southern
2. traded to Cleveland
3. Clovis Swinney, de Arkansas State
4. Delles Howell, cb Grambling
- 5a. Glenn Cannon, s Mississippi

- (choice acquired from Chicago)
- 5b. traded to Washington
- 5c. Steve Ramsey, qb North Texas State
- (choice acquired from Los Angeles)
6. Mel Easley, cb Oregon State

7. Lon Woodard, de San Diego State
8. Lawrence Estes, de Alcorn State
9. Jim Otis, rb Ohio State
10. Jim Brumfield, rb Indiana State
11. Gary Klar, lb Arizona

12. Willie Davenport, cb Southern
13. selection declared ineligible
14. Doug Sutherland, de Wisconsin-Superior
15. Jim Vest, de Washington State
16. Cliff Gasper, dt Grambling

17. Doug Wyatt, s Tulsa



1971

1. Archie Manning, qb.....Mississippi
- 2a. traded to Chicago
- 2b. Sam Holden, t.....Grambling
(choice acquired from Houston)
3. Bivian Lee, cb.....Prairie View
- 4a. traded to Dallas
- 4b. Carlos Bell, te.....Houston
- 4c. Wimpy Winther, c.....Mississippi
(choice acquired from Washington)
- 4d. D'artagnan Martin, cb.....Kentucky State
5. Don Morrison, t.....Texas-Arlington
- traded to Pittsburgh
6. Don Morehead, rb.....Michigan
- 7a. Larry DiNardo, d.....Notre Dame
- 7b. Bob Newland, wr.....Oregon
(choice acquired from Kansas City)
- 8a. traded to Pittsburgh
- 8b. James Elder, cb.....Southern
(choice acquired from Washington)
- 8c. Bob Gresham, rb.....West Virginia
(choice acquired from Oakland)
9. Tom Williams, s.....Williamette
10. Rocky Pamplin, rb.....Hawaii
11. Bob Pollard, de.....Weber State
12. Ron Gathright, cb.....Morehead State
13. Don Burchfield, te.....Ball State
14. Bobby Scott, qb.....Tennessee
15. Bart Graves, de.....Tulane
16. Craig Robinson, t.....Houston
17. Hermann Eban, wr.....Oklahoma State

1972

1. Royce Smith, g.....Georgia
- 2a. traded to Oakland
- 2b. Willie Hall, lb.....USC
- 3a. Bob Kuziel, c.....Pittsburgh
- 3b. Tom Myers, s.....Syracuse
- 4a. Mike Crangle, de.....Tennessee-Martin
- 4b. Joe Federspiel, lb.....Kentucky
(choice acquired from Kansas City)
- 4c. Mike Coleman, de.....Knoxville College
- 5a. Bill Butler, rb.....Kansas State
(choice acquired from Green Bay)
- 5b. Carl Johnson, t.....Nebraska
- 5c. Bo Davies, s.....South Carolina
(choice acquired from Baltimore)
- 6a. Wayne Dorton, g.....Arkansas State
- 6b. Curt Watson, rb.....Tennessee
(choice acquired from Oakland)
7. Ernie Jackson, cb.....Duke
8. Ron Vinson, wr.....Abilene Christian
9. Kent Branstetter, dt.....Houston
10. Andy Kupp, g.....Idaho
11. Paul Dongieux, lb.....Mississippi
12. Steve Lockhart, te.....Arkansas State
13. Cephus Weatherspoon, wr.....Ft. Lewis
14. Steve Barrios, wr.....Tulane
15. Rusty Lachaussee, qb.....Tulane
16. Joe Balthrop, g.....Tennessee
17. Dick Graham, wr.....Oklahoma State

1973

1. traded to Baltimore
- 2a. Derland Moore, de.....Oklahoma
- 2b. Steve Baumgartner, de.....Purdue
(choice acquired from New York Jets)
- 3a. traded to Washington
- 3b. Pete Van Valkenburg, rb.....Brigham Young
(choice acquired from New York Jets)
- 4a. traded to Detroit
- 4b. Jim Merlo, lb.....Stanford
(choice acquired from Baltimore)
5. traded to Denver
- 6a. traded to Washington
- 6b. Marty Shufford, rb.....Arizona
7. Billy Cahill, s.....Washington
- 8a. Bob Peterson, g.....Utah
- 8b. Doug Winslow, wr.....Drake
(choice acquired from Washington)
9. Mike Fink, cb.....Missouri
10. Jeff Horsley, rb.....North Carolina Central
11. James Owens, rb.....Auburn
12. Paul Orndorff, te.....Tampa
13. Richard Watkins, dt.....Weber State
14. Paul Fersen, t.....Georgia
15. Mike Evenson, c.....North Dakota State
16. Howard Stevens, rb.....Louisville
17. Bobby Garner, te.....Winston-Salem

1974

1. Rick Middleton, lb.....Ohio State
(swapped #1 choices from Detroit)
2. Paul Seal, te.....Michigan
3. traded to Cincinnati
- 4a. traded to Minnesota
- 4b. Rod McNeil, rb.....USC
- 5a. traded to Cincinnati
- 5b. Joel Parker, wr.....Florida
(choice acquired from San Francisco)
- 5c. Terry Schmidt, cb.....Ball State
(choice acquired from Atlanta)
6. traded to Detroit
7. traded to Minnesota
8. Alvin Maxson, rb.....SMU
9. Phil LaPorta, t.....Penn State
- 10a. Frosty Anderson, wr.....Nebraska
(choice acquired from Houston)
- 10b. Tommy Thibodeaux, g.....Tulane
11. Kent Merritt, wr.....Virginia
12. James Buckmon, de.....Pittsburgh
13. Mike Truax, lb.....Tulane
14. Kent Marshall, s.....TCU
15. Larry Cipa, g.....Michigan
16. Don Coleman, lb.....Michigan
17. Marvin Williams, wr.....Western Illinois

1975

- 1a. Larry Burton, wr.....Purdue
- 1b. Kurt Schumacher, g.....Ohio State
(choice acquired from Jets for Billy Newsome)
2. Lee Gross, c.....Auburn

- 3a. Andrew Jones, rb.....Washington State
(choice acquired from Minnesota)
- 3b. Elois Grooms, de.....Tennessee Tech
- 4a. traded to San Francisco
- 4b. John Starkebaum, s.....Nebraska
(choice acquired from Philadelphia)
- 4c. Charles Hall, de.....Tulane
(choice acquired from St. Louis)
5. traded to Chicago
6. Mike Lemon, lb.....Kansas
7. Steve Rogers, rb.....LSU
8. traded to St. Louis
9. Mike Strachan, rb.....Iowa State
10. Chuck Heater, rb.....Michigan
11. Danny Lee, p.....N.E. Louisiana
12. Ron Gustafson, wr.....North Dakota State
13. Jim Upchurch, rb.....Arizona
14. Randy Rhino, cb.....Georgia Tech
15. Grant Burget, rb.....Oklahoma
16. Mike McDonald, lb.....Catawba
17. Greg Westbrook, lb.....Colorado

1976

1. Chuck Muncie, rb.....California
2. Tony Galbreath, rb.....Missouri
- 3a. Bob Simmons, t.....Texas
- 3b. Tinker Owens, wr.....Oklahoma
5. Scott Parrish, t.....Utah State
6. Terry Steve, g.....Wisconsin
7. Ed Bauer, g.....Notre Dame
8. Craig Cassidy, s.....Ohio State
9. Warren Peiffer, dt.....Iowa
10. Junior Hardin, lb.....Eastern Kentucky
11. Greg Kokal, qb.....Kent State
12. Milton Butts, t.....North Carolina State
13. Kenny Downing, s.....Missouri
14. Rich Hucce, de.....Western Montana
15. Steve Seminoff, dt.....Wichita State
16. Gene Jones, t.....Bowling Green
17. Scott McDonald, te.....West Virginia

1977

1. Joe Campbell, de.....Maryland
2. Mike Fultz, dt.....Nebraska
3. Robert Watts, lb.....Boston College
4. traded to Los Angeles for LB Ken Borelson
- 5a. Dave Lafary, t.....Purdue
- 5b. Dave Hubbard, t.....Brigham Young
(choice acquired from Baltimore)
- 6a. Cliff Parsley, p.....Oklahoma State
- 6b. Tom Schick, g.....Maryland
(choice acquired from Los Angeles)
7. Greg Boykin, rb.....Northwestern
8. Jimmy Stewart, s.....Tulsa
9. Dave Knowles, t.....Indiana
10. Rafael Septien, k.....S.W. Louisiana
11. John Blain, t.....San Jose State
12. Oakley Dalton, dt.....Jackson State



1978

1. Wes Chandler, wr.....Florida
2. James Taylor, t.....Missouri
3. Barry Bennett, dt.....Concordia (Minn.)
4. Don Schwartz, s.....Washington State
5. Eric Felton, cb.....Texas Tech
- 6a. Mike Rieker, qb.....Lehigh
- 6b. Francis Chesley, lb.....Wyoming
7. traded to New York Jets for de Richard Neal
8. Brooks Williams, te.....North Carolina
9. Richard Carter, cb.....North Carolina State
10. traded to New York Giants for lb Pat Hughes
- 11a. Nathan Besaint, dt.....Southern
- 11b. David Riley, rb.....West Virginia
(choice acquired from Seattle)
12. Larry Hardy, te.....Jackson State

1979

1. Russell Exleben, k-p.....Texas
2. Reggie Mathis, lb.....Oklahoma
3. traded to Miami as compensation for signing DE Don Reese
4. Jim Kovach, lb.....Kentucky
5. Harlan Huckleby, rb.....Michigan
6. Ricky Ray, cb.....Norfolk State
7. Stan Sytsma, lb.....Minnesota
8. Doug Panfil, g.....Tulsa
9. traded to Kansas City for dt Keith Simons
10. traded to Oakland for LB Floyd Rice
11. David Hall, wr.....Missouri-Rolla
12. Kelsey Finch, rb.....Tennessee

1980

1. Stan Brock, t.....Colorado
2. David Waymer, cb.....Notre Dame
3. traded to Minnesota for T Steve Riley
4. Mike Jolly, cb.....Michigan
5. traded to Minnesota for T Steve Riley
6. Lester Boyd, lb.....Kentucky
7. Mike Monucci, rb.....Bloomburg State
8. Chuck Evans, lb.....Stanford
9. Frank Mordica, rb.....Vanderbilt
10. Tanya Webb, de.....Michigan State
11. George Woodard, rb.....Texas A&M
12. Kiser Lewis, lb.....Florida A&M

1981

1. George Rogers, rb.....South Carolina
1. Dave Wilson, qb.....Illinois
(Supplemental '81 draft choice)
- 2a. Russell Gary, s.....Nebraska
- 2b. Rickey Jackson, lb.....Pittsburgh
(choice acquired from San Diego)
- 3a. Frank Warren, de.....Auburn
- 3b. Hoby Brenner, te.....USC
(choice acquired from Minnesota)
4. traded to Miami for qb Guy Benjamin
- 5a. Louis Oubre, g.....Oklahoma
- 5b. Jerry Boyarsky, nt.....Pittsburgh
(choice acquired from Minnesota)



- 6a. Nat Hudson, g.....Georgia
- 6b. Johnnie Poe, cb.....Missouri
(choice acquired from Oakland)
- 6c. Glen Redd, lb.....Brigham Young
7. Kevin Williams, wr.....USC
- 8a. traded to New England for g Sam Adams
- 8b. Gene Gladys, lb.....Penn State
(choice acquired from Buffalo)
- 8c. Kevin Evans, s.....Arkansas
(choice acquired from San Diego)
9. Toussaint Tyler, rb.....Washington
10. Hokie Gajan, rb.....LSU
11. Lester Mickens, wr.....Kansas
12. Jim Wilks, dt.....San Diego State

1982

1. Lindsay Scott, wr.....Georgia
(choice acquired from San Diego)
2. Brad Edelman, c.....Missouri
- 3a. Rodney Lewis, cb.....Nebraska
- 3b. Eugene Goodlow, wr.....Kansas State
(choice acquired from Minnesota)
- 3c. Kenny Duckett, wr.....Wake Forest
(choice acquired from Washington)
- 3d. John Kimm, s.....Notre Dame
(choice acquired from San Diego)
4. Morten Andersen, k.....Michigan State
5. Tony Elliott, nt.....North Texas State
6. Marvin Lewis, rb.....Tulane
7. To Miami for qb Guy Benjamin
8. Chuck Slaughter, t.....South Carolina
- 8b. Traded to Washington
- 12.

1983

1. traded to Green Bay for de Bruce Clark
2. Steve Korte, g.....Arkansas
- 3a. John Tice, te.....Maryland
- 3b. Cliff Austin, rb.....Clemson
(choice acquired from St. Louis)
4. traded to Buffalo
5. Gary Lewis, dt.....Oklahoma State
6. to Cincinnati for te Don Bass
7. to Kansas City for lb Whitney Paul
8. David Greenwood, s.....Wisconsin
9. traded to New England
- 12.

1984

1. traded to New York Jets for qb Richard Todd
2. James Geathers, dt.....Wichita State
- 3a. Terry Hoage, s.....Georgia
(choice acquired from Buffalo)
- 3b. Tyrone Anthony, rb.....North Carolina
- 4a. To Denver for g Kelvin Clark
- 4b. Joel Hilgenberg, c.....Iowa
(choice acquired from New England)
5. Jitter Fields, cb.....Texas
6. Don Thorp, nt.....Illinois

7. traded to Raiders for past consideration
8. Clemon Terrell, rb.....Southern Mississippi
9. Brian Hansen, p.....Sioux Falls College
10. Paul David Gray, lb.....Western Kentucky
11. Michel Bourgeau, de.....Boise State
12. Byron Nelson, t.....Arizona

1984 USFL Supplemental Draft

1. Vaughan Johnson, lb.....North Carolina State
2. Mel Gray, rb.....Purdue
3. Steve Bearden, lb.....Vanderbilt

1985

1. traded to Houston for rb Earl Campbell
1. Alvin Gibbs, lb.....Tennessee
2. Daren Gilbert, t.....Cal State-Fullerton
3. Jack Del Rio, lb.....USC
4. Billy Allen, s.....Florida State
5. To Washington in George Rogers trade
6. To Atlanta for te Junior Miller
7. Eric Martin, wr.....LSU
8. Joe Kohlbrand, lb.....Miami
9. Earl Johnson, cb.....South Carolina
10. To Washington in George Rogers trade
11. To Washington in George Rogers trade
12. Treg Songy, s.....Tulane

1986

1. Jim Dombrowski, t.....Virginia
2. Dalton Hilliard, rb.....LSU
- 3a. Rueben Mayes, rb.....Washington State
(choice acquired from Tampa Bay)
- 3b. Pat Swilling, lb.....Georgia Tech
- 3c. Barry Word, rb.....Virginia
(choice acquired from Indianapolis)
4. Kelvin Edwards, wr.....Liberty Baptist
5. Reggie Sutton, cb.....Miami
6. Robert Thompson, wr.....Youngstown State
7. Gill Fenerty, rb.....Holy Cross
8. Filipo Mokofisi, lb.....Utah
9. Merlon Jones, lb.....Florida A&M
10. Jonathan Dumbauld, de.....Kentucky
11. Patrick Swoopes, nt.....Mississippi State
12. Sebastian Brown, wr.....Bethune-Cookman

1987

1. Shawn Knight, de.....Brigham Young
2. Lonzell Hill, wr.....Washington
3. Michael Adams, cb.....Arkansas State
4. Steve Trapilo, g.....Boston College
5. Milton Mack, cb.....Alcorn State
6. Thomas Hensley, wr.....Stanford
7. Gene Atkins, s.....Florida A&M
8. Toi Cook, cb.....Stanford
9. Scott Leach, lb.....Ohio State
10. Robert Clark, wr.....North Carolina Central
11. Arthur Wells, te.....Grambling
12. Tyrone Sorrells, g.....Georgia Tech

1988

1. Craig Heyward, rb.....Pittsburgh
2. Brett Perriman, wr.....Miami
3. Tony Stephens, nt.....Clemson
4. Lydell Carr, rb.....Oklahoma
- 5a. Greg Scales, te.....Wake Forest
(from Kansas City for LB Jack Del Rio)
- 5b. Keith Taylor, cb.....Illinois
6. Bob Sims, g.....Florida
7. Brian Forde, lb.....Washington St.
8. Glenn Derby, t.....Wisconsin
9. Clarence Nunn, cb.....San Diego St.
- 10a. Todd Santos, qb.....San Diego St.
(choice acquired from Denver)
- 10b. Vincent Fizer, lb.....Southern
11. Gary Couch, wr.....Minnesota
12. Paul Jurgensen, lb.....Georgia Tech

1989

1. Wayne Martin, de.....Arkansas
2. Robert Massey, cb.....North Carolina Central
3. Kim Phillips, cb.....North Texas St.
4. Michael Hayes, cb.....LSU
5. Kevin Haverdink, t.....Western Michigan
6. Floyd Turner, wr.....Northwestern (La.) St.
7. David Griggs, lb.....Virginia
8. Fred Hadley, wr.....Mississippi St.
9. Jerry Leggett, lb.....Cal State-Fullerton
10. Joe Henderson, rb.....Iowa St.
11. Calvin Nicholson, cb.....Oregon St.
12. Michael Cadore, wr.....Eastern Kentucky

1990

1. Renaldo Turnbull, de.....West Virginia
2. Vince Buck, cb.....Central State (Ohio)
3. Joel Smeenge, de.....Western Michigan
4. DeMond Winston, lb.....Vanderbilt
5. Charles Arbuckle, te.....UCLA
- 6a. Mike Buck, qb.....Maine
- 6b. James Williams, lb.....Mississippi St.
(choice acquired from Minn. thru
Dallas and Raiders)
7. Scott Hough, g/t.....Maine
- 8a. Gerry Gdowski, qb.....Nebraska
(choice acquired from Raiders)
- 8b. Derrick Carr, de.....Bowling Green
- 9a. Broderick Graves, rb.....Winston-Salem State
(choice acquired from Raiders)
- 9b. Lonnie Brockman, lb.....West Virginia
- 10a. Gary Cooper, wr.....Clemson
(choice acquired from Raiders)
- 10b. Ernest Spears, s.....USC
- 11a. Webb Burnett, nt.....Western Kentucky
(choice acquired from Raiders)
- 11b. To Philadelphia for rb Bobby Morse
12. Chris Port, t.....Duke



1991

1. To Dallas for Steve Walsh
2. Wesley Carroll, wr.....Miami (Fla.)
3. To Dallas for Steve Walsh
4. To Raiders for #6, 8, 9, 10, 11 in 1990
5. Reggie Jones, cb.....Memphis St.
6. Fred McAfee, rb.....Mississippi College
7. Hayward Haynes, g.....Florida St.
8. Frank Wainright, te.....Northern Colorado
9. Anthony Wallace, rb.....California
10. To Tampa Bay for Robert Goff
11. Scott Ross, lb.....USC
12. Mark Drabczak, g.....Minnesota

1992

1. Vaughn Dunbar, rb.....Indiana
2. To Dallas for Steve Walsh
3. Tyrone Legette, cb.....Nebraska
- 4a. Gene McGuire, c.....Notre Dame
(from Seattle for RB Rueben Mayes)
- 4b. Sean Lumpkin, s.....Minnesota
- 5a. To Houston for Allen Pinkett
- 5b. Torrance Small, wr.....Alcorn St.
(from Detroit for WR Brett Perriman)
6. Kary Vincent, cb.....Texas A&M
7. To Raiders for Vencie Glenn
8. Robert Stewart, nt.....Alabama
9. Donald Jones, lb.....Washington
10. Marcus Dowdell, wr.....Tennessee St.
11. Mike Gisler, g.....Houston
12. Scott Adell, t.....North Carolina St.

PRONUNCIATION GUIDE

- Scott Adellu DELL
Toi CookTOY
Jim Dombrowskidum BROW SKEE
Gill FenertyFEN ur tee
Mike GislerGEESE ler
Kevin HaverdinkHAVE ur dink
Bobby HebertA bear
Joel HilgenbergHILL gun burg
Paul Jettonju TAHN
Mike Keimpronounced like DIME
Tyrone Legettelu GET
Brett MaxieMAX ee
Joel SmeengeSMENG ee
Steve Trapilotru PILL oh



SAINTS ALUMNI ROSTER

COACHES

Amadee, Lynn—LSU.....	1973
Barnes, Billy Ray—Wake Forest.....	1969-70, 1975
Beake, John—Trenton St.....	1976-77
Beard, Ed—Tennessee.....	1978-80
Biles, Ed—Miami (Ohio).....	1969-70
Buchanan, Buck—Grambling.....	1976-77
Campbell, Whitey—Miami.....	1976-80
Capers, Don—Mount Union.....	1986-91
Champion, Jim—Mississippi St.....	1971-72
Cummings, Bob—Vanderbilt.....	1973-75
Dickson, George—Notre Dame.....	1967-70
Ecklund, Brad—Oregon.....	1968-70
Erkenbeck, Jim—San Diego St.....	1986
Everest, Andy—Texas-El Paso.....	1981-85
Faulkner, Jack—Miami (Ohio).....	1967-69
Fears, Tom—UCLA.....	1967-70
Franklin, Chet—Utah.....	1978-79
Garrett, Jim—Utah State.....	1976-77
Glick, Fred—Colorado St.....	1980
Hatley, Eric—Oklahoma St.....	1985
Heffler, Ernie—Duquesne.....	1975
Heinrich, Don—Washington.....	1969-70
Hewgley, Wimp—Wyoming.....	1974-75
Hill, Bob—Jackson State.....	1978-79
Hill, King—Rice.....	1981-85
Hughes, Ed—Tulsa.....	1978-80
Khayat, Ed—Tulane.....	1967-70
Kotte, Rich—Wagner.....	1977
Ledbetter, Bob—Mississippi Industrial.....	1974-75
Levra, John—Pittsburg (Kan.).....	1981-85
McHan, Lamar—Arkansas.....	1974-75, 1978-84
Matuszak, Marv—Tulsa.....	1971-73
Mauck, Carl—Southern Illinois.....	1982-85
Nicolaou, Nick—Southern Connecticut.....	1980
Nolan, Dick—Maryland.....	1977-80
North, John—Vanderbilt.....	1973-75
Phillips, Jim (Red)—Auburn.....	1973-75
Phillips, O.A. (Burn)—S.F. Austin.....	1981-85
Phillips, Wade—Houston.....	1981-85
Pratt, Tom—Miami.....	1978-80
Riecke, Lou—LSU.....	1980
Richardson, Harold—SMU.....	1981-85
Roberts, J.D.—Oklahoma.....	1967-68, 1971-73
Roy, Alvin—LSU.....	1976-77
Royer, Jim—Navy.....	1970-72
Rutigliano, Sam—Tulsa.....	1976-77
Shaw, Bob—Ohio State.....	1967-68
Shipp, Ken—Middle Tennessee St.....	1971-72
Shively, Doug—Kentucky.....	1974-76
Smith, Jerry—Wisconsin.....	1969-70
Spencer, Joe—Oklahoma St.....	1981-85
Stanfel, Dick—San Francisco.....	1976-80
Stram, Hank—Purdue.....	1976-77
Tate, Charlie—Florida.....	1971
Van Zandt, Lance—Lamar.....	1981-84
White, Dixie—Texas Tech.....	1973
Whitehead, Bud—Florida St.....	1971-75
Wiggin, Paul—Stanford.....	1978-79
Wood, Dick—Auburn.....	1976-77
Young, John Paul—Texas-El Paso.....	1981-85
Yowarsky, Walt—Kentucky.....	1967-68
Zapalac, Willie—Texas A&M.....	1981-85

PLAYERS

A

Abramowicz, Dan (WR)—Xavier (Ohio).....	1967-73
Absher, Dick (LB)—Maryland.....	1969-71
Adams, Michael (DB)—Arkansas St.....	1987-88
Adams, Sam (G)—Prairie View.....	1981
Adkins, Margene (WR)—Henderson J.C.....	1972
Alexander, Vincent (FB)—Southern Miss.....	1987
Alphin, Gerald (WR)—Kansas St.....	1990-91
Anderson, Dick (T)—Ohio St.....	1967
Anderson, Gary (G)—Stanford.....	1978
Andrus, Sheldon (NT)—Nicholls State.....	1986-87
Anthony, Tyrone (RB)—North Carolina.....	1984-85
Askson, Bert (TE)—Texas Southern.....	1973
Athas, Pete (S)—Tennessee.....	1976
Atkins, Doug (DE)—Tennessee.....	1967-69
Austin, Cliff (RB)—Clemson.....	1983

B

Baker, Melvin (WR)—Michigan.....	1975
Baker, Tony (RB)—Iowa St.....	1968-71
Banks, Gordon (WR)—Stanford.....	1980-81
Barnwell, Malcolm (WR)—Virginia Union.....	1985
Barrington, Tom (RB)—Ohio St.....	1967-70
Bass, Don (TE)—Houston.....	1982
Baumgartner, Steve (DE)—Purdue.....	1973-77
Beasley, John (TE)—California.....	1973-74
Bell, Carlos (TE)—Houston.....	1971
Benjamin, Guy (QB)—Stanford.....	1980
Bennett, Barry (DE)—Concordia (Minn.).....	1978-81
Bennett, Monte (DT)—Kansas State.....	1981
Benson, Cliff (TE)—Purdue.....	1987-88
Beverly, Dwight (RB)—Illinois.....	1987
Blanchard, Tom (P)—Oregon.....	1974-78
Board, Dwayne (DE)—North Carolina A&T.....	1988
Boeke, Jim (T)—Heidelberg.....	1968
Bordelon, Ken (LB)—LSU.....	1976-77, 79-82
Bosarge, Wade (DB)—Tulsa.....	1977
Boyarsky, Jerry (NT)—Pittsburgh.....	1981
Boyd, Greg (S)—Arizona.....	1974
Boykin, Greg (RB)—Northwestern.....	1977
Brannon, Robert (DE)—Arkansas.....	1987
Brewer, Johnny (LB)—Mississippi.....	1968-70
Brown, Bob (TE)—Alcorn A&M.....	1972-73
Brown, Charlie (RB)—Missouri.....	1967-68
Brown, Ray (SS)—West Texas St.....	1978-80
Burchfield, Don (TE)—Ball St.....	1971
Burke, Vern (TE)—Oregon St.....	1967
Burkett, Jackie (LB)—Auburn.....	1967-70
Burns, Ed (QB)—Nebraska.....	1978-80
Burris, Bo (S)—Houston.....	1967-69
Burrough, Ken (WR)—Texas Southern.....	1970
Burton, Larry (WR)—Purdue.....	1975-77
Butler, Bill (RB)—Kansas State.....	1972-74
Butler, Skip (K)—Texas-Arlington.....	1971

C

Carr, Tom (DE)—Morgan St.....	1968
Campbell, Earl (RB)—Texas.....	1984-85
Campbell, Joe (DE)—Maryland.....	1977-80
Campen, James (C/G)—Tulane.....	1987-88
Capone, Warren (LB)—LSU.....	1976
Carter, David (C)—Western Kentucky.....	1984-85
Cassady, Craig (DB)—Ohio St.....	1977

Caster, Rich (TE)—Jackson St.....	1981
Chambers, Rusty (LB)—Tulane.....	1975-76
Chandler, Wes (WR)—Florida.....	1978-81
Chapman, Clarence (CB)—Eastern Mich.....	1976-80
Chapman, Gil (WR)—Michigan.....	1975
Chids, Henry (TE)—Kansas St.....	1974-80
Cipa, Larry (QB)—Michigan.....	1974-75
Clark, Bruce (DE)—Penn State.....	1982-88
Clark, Kelvin (G)—Nebraska.....	1982-85
Clark, Robert (WR)—N.C. Central.....	1987-88
Cody, Bill (LB)—Auburn.....	1967-70
Cofer, Mike (K)—North Carolina State.....	1987
Colchico, Chuck (DE)—San Jose St.....	1969
Coleman, Don (LB)—Michigan.....	1974-75
Collins, Larry (RB)—Texas A&I.....	1980
Colman, Wayne (LB)—Temple.....	1969-74, 76
Commiskey, Chuck (G)—Mississippi.....	1986-88
Contz, Bill (T)—Penn State.....	1986-88
Coombs, Larry (C)—Idaho.....	1980
Cordileone, Lou (DT)—Clemson.....	1967-68
Cordill, Ollie (P)—Memphis St.....	1969
Cortez, Bruce (CB)—Parsons.....	1967
Crangle, Mike (DE)—Tennessee-Martin.....	1972
Creech, Bob (LB)—TCU.....	1973
Crist, Chuck (S)—Penn St.....	1975-77
Groom, Sylvester (C)—Alabama.....	1975
Crosby, Ron (LB)—Penn St.....	1978
Cunningham, Carl (LB)—Houston.....	1971
Quozzo, Gary (QB)—Virginia.....	1967

D

Dalton, Oakley (DT)—Jackson St.....	1977
Davis, Bob (QB)—Virginia.....	1973
Davis, Dave (WR)—Tennessee St.....	1974
Davis, Dick (RB)—Nebraska.....	1970
Davis, Norman (G)—Grambling.....	1969
Davis, Ted (LB)—Georgia Tech.....	1967-69
Davis, Travis (NT)—Michigan St.....	1990
Dawsey, Stacey (WR)—Indiana.....	1987
DeFoster, Joe (LB)—Southwestern La.....	1987
DeGrenier, Jack (RB)—Texas-Arlington.....	1974
DeRatt, Jim (DB)—North Carolina.....	1975
Del Rio, Jack (LB)—USC.....	1985-86
Dempsey, Tom (K)—Palomar J.C.....	1969-70
Derby, Glenn (T)—Wisconsin.....	1989-90
Didon, John (LB-C)—Oregon St.....	1971-74
Dobler, Conrad (G)—Wyoming.....	1978-79
Dodd, Al (WR)—N.W. Louisiana.....	1969-71
Donovan, Tom (WR)—Penn State.....	1980
Dorris, Andy (DE)—New Mexico St.....	1973-76
Douglas, John (CB)—Texas Southern.....	1967-68
Douglass, Bobby (QB)—Kansas.....	1976-77
Duckett, Kenny (WR)—Wake Forest.....	1983-84
Dumbauld, Jonathan (DE)—Kentucky.....	1986, 88
Dunbar, Jubilee (WR)—Southern.....	1973
Durkee, Charlie (K)—Okla. St.....	1967-68, 1971-72
Dusenberry, Bill (RB)—J.C. Smith.....	1970

E

Edeleman, Brad (G)—Missouri.....	1982-89
Edwards, Kelvin (WR)—Liberty Baptist.....	1986
Elliott, Ted (NT)—Mankato State.....	1987
Elliott, Tony (NT)—North Texas St.....	1982-88
Emanuel, Frank (LB)—Tennessee.....	1970
Erkleben, Russell (K-P)—Texas.....	1979-83
Estes, Lawrence (DE)—Alcorn A&M.....	1970-71
Evans, Chuck (LB)—Stanford.....	1980-81

F

Fagan, Julian (P)—Mississippi.....	1970-72
Farasopolos, Chris (S)—Brigham Young.....	1974
Farber, Hap (LB)—Mississippi.....	1970
Federspiel, Joe (LB)—Kentucky.....	1972-80
Feller, Happy (K)—Texas.....	1972-73
Felton, Eric (CB)—Texas Tech.....	1978-80
Ferguson, Jim (LB)—USC.....	1968
Fersen, Paul (T)—Georgia.....	1973-74
Fichtner, Ross (S)—Purdue.....	1968
Fields, Jitter (PR)—Texas.....	1984
Fifer, Bill (G)—West Texas St.....	1978
Fink, Mike (CB)—Missouri.....	1973
Finnie, Roger (T)—Florida A&M.....	1979
Flanigan, Jim (LB)—Pittsburgh.....	1971
Ford, James (RB)—Texas Southern.....	1971-72
Forde, Brian (LB)—Washington St.....	1988-91
Fourcade, John (QB)—Mississippi.....	1987-90
Fourcade, Keith (LB)—Mississippi.....	1987
Fowler, Bobby (FB)—Louisiana Tech.....	1984-85
Fraser, Jim (P)—Wisconsin.....	1968
Frazier, Paul (RB)—Northwestern La.....	1989
Fritsch, Toni (K)—None.....	1982
Fuller, Johnny (S)—Lamar.....	1973-75
Fultz, Mike (DT)—Nebraska.....	1977-80

G

Gajan, Hokie (FB)—LSU.....	1982-85
Galbreath, Tony (RB)—Missouri.....	1976-80
Garrett, Len (TE)—New Mexico Highlands.....	1973-75
Garcia, Jim (DE)—Purdue.....	1967
Gary, Russell (SS)—Nebraska.....	1981-86
Geathers, James (DE)—Wichita St.....	1984-89
Gibbs, Donnie (P)—TCU.....	1974
Gibson, Antonio (SS)—Cincinnati.....	1986-89
Gilbert, Daren (T)—Cal State-Fullerton.....	1985-88
Gilliam, John (WR)—S. Carolina St.....	1967-68, 1977
Glenn, Vencie (S)—Indiana St.....	1991
Goich, Dan (DT)—California.....	1971
Goodlow, Eugene (WR)—Kansas State.....	1983-86
Gottschalk, Darren (TE)—Cal Lutheran.....	1987
Granger, Hoyle (RB)—Mississippi St.....	1971
Gray, David (DB)—East Los Angeles JC.....	1979
Gray, Kevin (DB)—Eastern Illinois.....	1982
Gray, Leon (T)—Jackson St.....	1982-83
Gray, Mel (RB)—Purdue.....	1986-88
Green, Arthur (RB)—Albany St.....	1972
Green, Sammy (LB)—Florida.....	1980
Gregory, Ted (NT)—Syracuse.....	1988
Gresham, Bob (RB)—West Virginia.....	1971-72
Grooms, Elois (DE)—Tennessee Tech.....	1975-81
Gros, Earl (RB)—LSU.....	1970
Gross, Lee (C)—Auburn.....	1975-77
Groth, Jeff (WR)—Bowling Green.....	1981-85
Gwinn, Ross (G)—N.W. Louisiana.....	1968

H

Hall, Tom (WR)—Minnesota.....	1967
Hall, Willie (LB)—USC.....	1972-73
Hamilton, Andy (WR)—LSU.....	1975
Hansen, Brian (P)—Sioux Falls.....	1984-88
Harding, Greg (DB)—Nicholls St.....	1984
Hardy, Larry (TE)—Jackson St.....	1978-85
Hargett, Edd (QB)—Texas A&M.....	1969-72
Harris, Bill (RB)—Colorado.....	1971
Harris, Herbert (WR)—Lamar.....	1986-87
Harris, Ike (WR)—Iowa St.....	1978-81





Harris, Rod (WR)	— Texas A&M	1989
Harrison, Victor (WR)	— North Carolina	1987
Hart, Ben (S)	— Oklahoma	1967
Hart, Jeff (T)	— Oregon St.	1976
Hart, Tommy (DE)	— Morris Brown	1980
Harvey, George (G)	— Kansas	1967
Havrilak, Sam (WR)	— Bucknell	1974
Hayes, Billie (CB)	— San Diego St.	1972
Haynes, James (LB)	— Mississippi Valley	1985-89
Hazelton, Major (DB)	— Florida A&M	1970
Heidel, Jimmy (S)	— Mississippi	1967
Herrmann, Don (WR)	— Waynesburg St.	1975-77
Hester, Jim (TE)	— North Dakota	1967-69
Hester, Ray (LB)	— Tulane	1971-73
Hill, John (C)	— Lehigh	1975-84
Hill, Lonzell (WR)	— Washington	1987-90
Hines, Glen Ray (T)	— Arkansas	1971-72
Hoage, Terry (DB)	— Georgia	1984-85
Hobbs, Billy (LB)	— Texas A&M	1972
Hodge, Milford (DE)	— Washington St.	1986
Holden, Sam (T)	— Grambling	1971
Hollas, Hugo (S)	— Rice	1970-72
Holloway, Stan (LB)	— California	1980
Holmes, Jack (RB)	— Texas Southern	1978-82
Housman, Walter (T/G)	— Upsala	1987
Howard, Gene (CB)	— Langston	1968-70
Howell, Delles (CB)	— Grambling	1970-72
Huard, John (LB)	— Maine	1971
Hubbard, Dave (T)	— Brigham Young	1977
Hudson, Nat (G)	— Georgia	1981
Hughes, Pat (LB)	— Boston U.	1977-79
Hunt, Kevin (T)	— Doane	1978
Hurley, Bill (DB)	— Syracuse	1982-83
Hyatt, Fred (WR)	— Auburn	1973

I

Ingram, Kevin (QB)	— East Carolina	1987
--------------------	-----------------	------

J

Jackson, Ernie (CB)	— Duke	1972-77
Jacobs, Harry (LB)	— Bradley	1970
Jakes, Van (CB)	— Kent St.	1986-88
James, Philip (C)	— Southern	1987
Jean Baptiste, Garland (FB)	— LSU	1987
Jennings, Stanford (RB)	— Furman	1991
Johnson, Bennie (CB)	— J.C. Smith	1976
Johnson, Bobby (DB)	— Texas	1983-84
Johnson, Carl (G)	— Nebraska	1972-73
Johnson, Earl (CB)	— South Carolina	1985
Johnson, Nate (RB)	— Texas Southern	1987
Johnson, Undra (RB)	— West Virginia	1989
Johnson, Walter (LB)	— Louisiana Tech.	1989
Jones, Andrew (RB)	— Washington St.	1975-76
Jones, Jerry (T)	— Bowling Green	1967-69
Jones, Kim (FB)	— Colorado St.	1976-79
Jones, Mike (WR)	— Tennessee St.	1986-87
Jones, Mard, Jimmy (LB)	— Florida	1967
Jurich, Tom (K)	— Northern Arizona	1978

K

Kaplan, Ken (T)	— New Hampshire	1987
Kearney, Jim (S)	— Prairie View	1976
Kelley, Les (RB)	— Alabama	1967-69
Kelly, Mike (TE)	— Davidson	1973
Kempf, Florian (K)	— Pennsylvania	1987
Kilmer, Billy (QB)	— UCLA	1967-70
Kimbrough, Elbert (S)	— Northwestern	1968

Kingree, Rick (LB)	— Tulane	1973-77
Knafele, Greg (TE)	— Notre Dame	1983
Knight, Shawn (DE)	— Brigham Young	1987
Knowles, David (T)	— Indiana	1977
Kohlbrand, Joe (LB)	— Miami [Fla.]	1985-89
Kopay, Dave (LB)	— Washington	1971
Korte, Steve (C)	— Arkansas	1983-90
Kovach, Jim (LB)	— Kentucky	1979-85
Kramer, Kent (TE)	— Minnesota	1967
Kramer, Tommy (QB)	— Rice	1990
Krimm, John (S)	— Notre Dame	1982
Kupp, Jake (G)	— Washington	1967-75
Kuziel, Bob (C)	— Pittsburgh	1972

L

Lafary, Dave (T)	— Purdue	1977-85
LaGrand, Morris (RB)	— Tampa	1975
LaPorta, Phil (T)	— Penn State	1974-75
Laufenberg, Babe (QB)	— Indiana	1986
Lawson, Odell (RB)	— Langston	1973-74
Leach, Scott (LB)	— Ohio State	1987
Leach, William (G/T)	— North Carolina State	1987
Lee, Bivian (CB)	— Prairie View	1971-75
Lee, Mark (CB)	— Washington	1991
Leggett, Brad (C)	— USC	1991
Leggett, Earl (DT)	— LSU	1967-68
Lemon, Mike (LB)	— Kansas	1975
Lewis, Gary (RB)	— Arizona St.	1970
Lewis, Gary (NT)	— Oklahoma St.	1983
Lewis, Marvin (RB)	— Tulane	1982
Lewis, Reggie (DE)	— San Diego St.	1983-84
Lewis, Rodney (CB)	— Nebraska	1982-84
Leyboldt, John (K)	— None	1978
Linden, Errol (T)	— Houston	1969-70
Lindsey, Dale (LB)	— Western Kentucky	1973
Linhart, Toni (K)	— Austria Tech.	1972
Livingston, Andy (RB)	— Phoenix JC	1969-70
Loberg, Greg (G/T)	— California	1987
Logan, Obert (S)	— Trinity	1967
Long, Dave (DE)	— Iowa	1969-72
Looney, Joe Don (RB)	— Oklahoma	1969
Lorick, Tony (RB)	— Arizona St.	1968-69
Lyons, Dicky (S)	— Kentucky	1970

Mc

McCall, Don (RB)	— USC	1967-68, 1970
McClard, Bill (K)	— Arkansas	1973-75
McCormick, Dave (T)	— LSU	1967-68
McCoy, Larry (LB)	— Lamar	1987
McCullough, Earl (WR)	— USC	1974
McGill, Ralph (S)	— Tulsa	1978-79
McLemore, Dana (DB)	— Hawaii	1986
McNeill, Tom (P)	— Stephen F. Austin	1967-69
McNeill, Rod (RB)	— USC	1974-75
McQuay, Leon (RB)	— Tampa	1976

M

Mack, Milton (CB)	— Alcorn St.	1987-91
Manning, Archie (QB)	— Mississippi	1971-75, 1977-82
Marchiol, Ken (LB)	— Mesa (Colo.)	1987
Marrone, Doug (G)	— Syracuse	1989
Marsalis, Jim (S)	— Tennessee St.	1977
Marshall, James (DB)	— Jackson St.	1980
Martin, Chris (LB)	— Auburn	1983
Martin, D'artagnan (CB)	— Kentucky	1971
Martini, Rich (WR)	— Cal-Davis	1981

Massey, Robert (CB)	— N.C. Central	1989-90
Mathis, Reggie (LB)	— Oklahoma	1979-80
Matthews, Henry (RB)	— Michigan St.	1973
Maurer, Andy (G)	— Oregon	1974
Mauti, Rich (WR)	— Penn State	1977-80, 82-83
Maxson, Alvin (RB)	— SMU	1974-76
Mayes, Michael (CB)	— LSU	1989
Mayes, Rueben (RB)	— Washington St.	1986-88, 90
Merkens, Guido (QB/WR/DB)	— Sam Houston	1980-85
Merlo, Jim (LB)	— Stanford	1973-74, 76-79
Merrill, Casey (DT)	— Cal-Davis	1986
Meseroll, Mark (T)	— Florida St.	1978
Middleton, Rick (LB)	— Ohio St.	1974-75
Mike-Mayer, Steve (K)	— Maryland	1978
Miller, Junior (TE)	— Nebraska	1984
Miller, Mike (WR)	— Tennessee	1985
Minor, Lincoln (RB)	— New Mexico St.	1973
Montgomery, Marv (T)	— USC	1976-77
Moore, Doug (DE)	— Whittier	1971-72
Moore, Derland (NT)	— Oklahoma	1973-85
Moore, Jerry (S)	— Arkansas	1973-74
Moore, Reynaud (CB)	— UCLA	1971
Mooring, John (T)	— Tampa	1974
Morgan, Mike (LB)	— LSU	1969-70
Morris, Chris (T)	— Indiana	1975
Morrison, Don (T)	— Texas-Arlington	1971-77
Muncie, Chuck (RB)	— California	1976-80
Myers, Tommy (S)	— Syracuse	1972-81

N

Nairne, Rob (LB)	— Oregon	1981-83
Neal, Richard (DE)	— Southern	1969-72, 1978
Nevett, Elijah (CB)	— Clark	1967-70
Newland, Bob (WR)	— Oregon	1971-74
Nicholson, Billy (DE)	— Grambling	1973-74
Nichols, Calvin (CB)	— Oregon St.	1989, 91
Ninowski, Jim (QB)	— Michigan St.	1969
Nyval, Vic (RB)	— N.W. Louisiana	1970

O

Ogden, Ray (WR)	— Alabama	1967
O'Neal, Ken (TE)	— Oklahoma State	1987
O'Neal, Steve (P)	— Texas A&M	1973
Otis, Jim (RB)	— Ohio St.	1970
Oubre, Louis (G)	— Oklahoma	1982-84
Owens, Artie (WR)	— West Virginia	1980
Owens, Joe (DE)	— Alcorn A&M	1971-75
Owens, Tinker (WR)	— Oklahoma	1976, 1978-80

P

Palmer, Dick (LB)	— Kentucky	1972-73
Parker, Joel (WR)	— Florida	1974-75, 77
Parker, Steve (DE)	— Idaho	1980
Parks, Dave (TE)	— Texas Tech	1968-72
Partridge, Rick (P)	— Utah	1979
Pattison, Mark (WR)	— Washington	1987-88
Paul, Whitney (LB)	— Colorado	1982-85
Pelluer, Scott (LB)	— Washington St.	1981-85, 87
Perot, Petey (G)	— N.W. Louisiana	1985
Perriman, Brett (WR)	— Miami (Fla.)	1988-90
Perry, Vernon (S)	— Jackson St.	1983
Phillips, Jess (RB)	— Michigan St.	1973-74
Phillips, Kim (CB)	— North Texas	1989
Pietrzak, Jim (C)	— Eastern Michigan	1979-84
Pitts, Elijah (CB)	— Philander Smith	1970
Poage, Ray (TE)	— Texas	1967-70
Poe, Johnnie (CB)	— Missouri	1981-87



Pollard, Bob (DE)	— Weber St.	1971-77
Preece, Steve (DB)	— Oregon St.	1969
Price, Alex (DT)	— Alcorn St.	1973-80
Profit, Joe (RB)	— Northeast Louisiana	1973
Prudhomme, Remi (G-C)	— LSU	1971-72

R

Rackley, David (DB)	— Texas Southern	1985
Ramsey, Nate (S)	— Indiana	1973
Ramsey, Steve (QB)	— North Texas St.	1970
Rasley, Rocky (G)	— Oregon St.	1974
Ray, Ricky (CB)	— Norfolk St.	1979-80
Reaves, Ken (CB)	— Norfolk St.	1974
Rebowe, Rusty (LB)	— Nicholls St.	1978
Reed, Glen (LB)	— Brigham Young	1981, 83-86
Reese, Don (DE)	— Jackson St.	1978-80
Rengel, Mike (DT)	— Hawaii	1969
Ricardo, Ricardo (K)	— San Diego St.	1980-81
Rice, Floyd (LB)	— Alcorn St.	1978
Richey, Mike (T)	— North Carolina	1970
Riley, Preston (WR)	— Memphis St.	1973
Riordan, Tim (QB)	— Temple	1987
Rissmiller, Ray (T)	— Georgia	1967
Roaches, Carl (KR)	— Texas A&M	1985
Roberts, Walt (WR)	— San Jose St.	1967
Robinson, Craig (T)	— Houston	1972-73
Robinson, Virgil (RB)	— Grambling	1971-72
Rodenberger, Jeff (FB)	— Maryland	1987
Roe, Bill (LB)	— Colorado	1987
Rogers, George (HB)	— South Carolina	1981-84
Rogers, Jimmy (RB)	— Oklahoma	1980-84
Rogers, Steve (RB)	— LSU	1975
Rose, George (CB)	— Auburn	1967
Ross, Scott (LB)	— USC	1991
Rourke, Jim (T)	— Boston College	1985
Roussel, Tom (LB)	— Southern Mississippi	1971-72
Rowe, Dave (DT)	— Penn State	1967-70
Ryzek, Paul (C)	— Virginia	1981

S

Saindon, Pat (G)	— Vanderbilt	1986
Sandeman, Bill (T)	— Pacific	1967
Saul, Bill (LB)	— Penn State	1969
Scarpati, Joe (DB)	— North Carolina St.	1970
Schmidt, Roy (G)	— Long Beach St.	1967-68
Schmidt, Terry (CB)	— Ball St.	1974-75
Schreiber, Adam (G)	— Texas	1985
Schultz, Randy (RB)	— St. Coll. of Iowa	1967-68
Schumacher, Kurt (G)	— Ohio St.	1975-77
Schwartz, Don (SS)	— Washington St.	1978-80
Schweda, Brian (DE)	— Kansas	1967-68
Scott, Bobby (QB)	— Tennessee	1973-82
Scott, Lindsay (WR)	— Georgia	1982-85
Scott, Malcolm (TE)	— LSU	1987
Seal, Paul (TE)	— Michigan	1974-76
Shaw, Bob (WR)	— Winston-Salem St.	1970
Shepard, Derrick (WR)	— Oklahoma	1989
Shinners, John (G)	— Xavier (Ohio)	1969-71
Shy, Don (RB)	— San Diego St.	1969
Simmons, Dave (LB)	— Georgia Tech	1967
Simmons, Jerry (WR)	— Bethune-Cookman	1967
Simmons, Michael (DE)	— Mississippi St.	1989-90
Simonini, Ed (LB)	— Texas A&M	1982
Slaughter, Chuck (T)	— South Carolina	1982
Smith, Royce (G)	— Georgia	1972-73
South, Ronnie (DE)	— Arkansas	1968
Spears, Ernest (S)	— USC	1990
Spencer, Maurice (CB)	— N.C. Central	1974-76, 78



Spivey, Mike (CB) — Colorado.....	1980-81
Stabler, Ken (QB) — Alabama.....	1982-84
Stauch, Scott (RB) — UCLA.....	1981
Stemrick, Greg (CB) — Colorado St.....	1983
Stevens, Howard (RB) — Louisville.....	1973-74
Stewart, Jimmy (SS) — Tulsa.....	1977
Stickles, Monty (TE) — Notre Dame.....	1968
Stieve, Terry (G) — Wisconsin.....	1976-77
Stincic, Tom (LB) — Michigan.....	1972
Stonebreaker, Steve (LB) — Detroit.....	1967-68
Strachan, Mike (RB) — Iowa St.....	1975-80
Strand, Eli (G) — Iowa St.....	1967
Strong, Jim (RB) — Houston.....	1971-72
Sturm, Jerry (T-C) — Illinois.....	1967-70
Sturt, Fred (G) — Bowling Green.....	1978-81
Sutherland, Doug (G) — Wisconsin St.....	1970
Sutton, John (CB) — New Mexico.....	1987
Sutton, Reggie (CB) — Miami (Fla.).....	1987-88
Sweetan, Karl (QB) — Wake Forest.....	1968
Swinney, Clovis (DT) — Arkansas St.....	1970
Swoopes, Pat (NT) — Mississippi St.....	1987, 89
Szaro, Rich (K) — Harvard.....	1975-78
Szymakowski, Dave (WR) — West Texas St.....	1968

T

Talbert, Don (T) — Texas.....	1969-70
Taylor, Derrick (FS) — North Carolina State.....	1987
Taylor, James (T) — Missouri.....	1978-81
Taylor, Jim (RB) — LSU.....	1967
Taylor, Mike (T) — USC.....	1969-70
Thaxton, James (TE) — Tennessee St.....	1976-77
Thomas, Charlie (KR) — Tennessee St.....	1975
Thomas, Curtland (WR) — Missouri.....	1987
Thomas, Henry (G) — Southwest Texas State.....	1987
Thomas, Joe (WR) — Mississippi Valley.....	1987
Thomas, Speedy (WR) — Utah.....	1973-74
Thompson, Aundra (WR) — East Texas St.....	1981-82
Thompson, Bennie (S) — Grambling St.....	1989-91
Thompson, Bobby (S) — Arizona.....	1969
Thompson, Dave (T) — Clemson.....	1974-75
Thorp, Don (NT) — Illinois.....	1984
Thurman, Junior (DB) — USC.....	1987
Tillman, Mike (DT) — Montana.....	1967-70
Tillman, Faddie (DT) — Boise St.....	1972
Todd, Richard (QB) — Alabama.....	1984-85
Toles, Alvin (LB) — Tennessee.....	1985-88
Toussaint, Darrell (DB) — Northwestern La.....	1987
Townes, Willie (DE) — Tulsa.....	1970
Tullis, Willie (CB) — Troy St. (AL).....	1985-86
Tyler, Toussaint (RB) — Washington.....	1981-82

V

Vanderbundt, Skip (LB) — Oregon St.....	1978
Vandersea, Phil (LB) — Massachusetts.....	1967
Van Wagner, Jim (FB) — Michigan Tech.....	1978

W

Walker, Dwight (WR) — Nicholls St.....	1987
Walker, Jeff (G) — Memphis St.....	1988-89
Walker, Mike (DE) — Tulane.....	1971
Ward, Carl (S) — Michigan.....	1969
Ward, Chris (T) — Ohio St.....	1984
Washington, Dave (LB) — Alcorn St.....	1980
Waters, Mike (TE) — San Diego State.....	1987
Watson, John (T) — Oklahoma.....	1977-79
Watson, Mike (T) — Miami (O.).....	1977
Wattelet, Frank (FS) — Kansas State.....	1981-87
Waymer, Dave (DB) — Notre Dame.....	1980-89
Weatherspoon, Cephus (WR) — Ft. Lewis Col.....	1972
Weissenhofer, Ron (LB) — Notre Dame.....	1987
Welch, Claxton (RB) — Oregon.....	1970
Wendryhoski, Joe (C) — Illinois.....	1967-68
Westbrooks, Greg (LB) — Colorado.....	1975-77
Wheelwright, Ernie (RB) — So. Illinois.....	1967-70
Whitaker, Creston (WR) — North Texas St.....	1972
Whitsell, Dave (S) — Indiana.....	1967-69
Whittingham, Fred (LB) — Cal Poly-SLO.....	1967-68
Wickert, Tom (G) — Washington St.....	1975-76
Wicks, Bob (WR) — Utah St.....	1974
Williams, Brooks (TE) — North Carolina.....	1978-81
Williams, Del (G) — Florida St.....	1967-73
Williams, Joe (RB) — Wyoming.....	1972
Williams, John (FB) — Wisconsin.....	1986
Williams, Larry (G) — Notre Dame.....	1991
Williams, Ralph (G) — Southern.....	1985-86
Williams, Richard (WR) — Abilene Christian.....	1974
Willis, Len (WR) — Ohio St.....	1977
Wilson, Dave (CB) — Illinois.....	1981, 1983-88
Wilson, Tim (FB) — Maryland.....	1983-84
Wilson, Wayne (FB) — Shepherd.....	1979-86
Winans, Jeff (DT) — USC.....	1976
Winslow, Doug (WR) — Drake.....	1973
Winslow, George (P) — Villanova.....	1989
Winston, Dennis (LB) — Arkansas.....	1982-85
Winther, Wimpy (C) — Mississippi.....	1972
Woerner, Scott (DB) — Georgia.....	1987
Wood, Gary (QB) — Cornell.....	1967
Woods, Robert (T) — Tennessee St.....	1977-80
Woodson, Marv (S) — Indiana.....	1969
Word, Barry (RB) — Virginia.....	1987-88
Wyatt, Doug (S) — Tulsa.....	1970-72

Y

Yepremian, Garo (K) — None.....	1979
Young, Kevin (DE) — Utah State.....	1987
Young, Tyrone (WR) — Florida.....	1983-84
Youngblood, George (S) — Los Angeles St.....	1967-68

Z

Zanders, Emanuel (G) — Jackson St.....	1974-80
--	---------



SAINTS LEADERS BY YEARS

RUSHING

	Att.	Yds.	Avg.	Long	TD
1967 — Jim Taylor.....	130	390	3.0	16	2
1968 — Don McCall.....	155	637	4.1	48	4
1969 — Andy Livingston.....	181	761	4.2	18	5
1970 — Tony Baker.....	82	337	4.1	27	5
1971 — Jim Strong.....	95	404	4.3	39	3
1972 — Bob Gresham.....	120	381	3.2	23	3
1973 — Jess Phillips.....	198	663	3.3	20	0
1974 — Alvin Maxson.....	165	714	4.3	66t	2
1975 — Mike Strachan.....	161	668	4.1	21	2
1976 — Chuck Muncie.....	148	652	4.4	51	2
1977 — Chuck Muncie.....	201	811	4.0	36	6
1978 — Tony Galbreath.....	186	635	3.4	20	5
1979 — Chuck Muncie.....	238	1198	5.0	69t	11
1980 — Jimmy Rogers.....	80	366	4.6	24	1
1981 — George Rogers.....	378	1674	4.4	79t	13
1982 — George Rogers.....	122	535	4.4	38	3
1983 — George Rogers.....	256	1144	4.5	76t	5
1984 — George Rogers.....	239	914	3.8	28	2
1985 — Wayne Wilson.....	168	645	3.8	41t	1
1986 — Rueben Mayes.....	286	1353	4.7	50	8
1987 — Rueben Mayes.....	243	917	3.8	38	5
1988 — Dalton Hilliard.....	204	823	4.0	36	5
1989 — Dalton Hilliard.....	344	1262	3.7	40	13
1990 — Craig Heyward.....	129	599	4.6	47t	4
1991 — Fred McAfee.....	109	494	4.5	34	2

LONGEST RUNS

1967 — Don McCall, 48t at Washington 12-17
1968 — Don McCall, 48 vs. Washington 9-22
1969 — Tony Baker, 54 at St. Louis 11-2
1970 — Tony Baker, 27 at St. Louis 10-11
1971 — Jim Strong, 39 at San Francisco 11-14
1972 — Bill Butler, 27 at Atlanta 11-12
1973 — Archie Manning, 23 at Los Angeles 11-11
1974 — Alvin Maxson, 66t vs. St. Louis 12-8
1975 — Steve Rogers, 22 vs. Chicago 12-21
1976 — Tony Galbreath, 74t at Kansas City 9-26
1977 — Chuck Muncie, 36 vs. Los Angeles 10-30
1978 — Chuck Muncie, 28 at Atlanta 11-26
1979 — Chuck Muncie, 69t vs. Atlanta 9-2
1980 — Tony Galbreath, 26 at Los Angeles 9-2
1981 — George Rogers, 79t at Cleveland 10-18
1982 — George Rogers, 38 at San Francisco 11-28
1983 — George Rogers, 76t vs. St. Louis 9-4
1984 — Hokie Gajan, 62t at Dallas 10-21
1985 — Earl Campbell, 45 at Atlanta 12-22



1986 — Rueben Mayes, 50 vs. New England 11-30
 1987 — Rueben Mayes, 38 vs. San Francisco 10-25
 1988 — Craig Heyward, 73t vs. Raiders 10-23
 1989 — Dalton Hilliard, 40 vs. Rams 11-26
 1990 — Gill Fenerty, 60t at Rams 12-9
 1991 — Dalton Hilliard, 65t at Atlanta 9-29

PASSING

	Att.	Comp.	Yards	Pct.	Long	Int	TD
1967 — Gary Cuozzo	260	134	1562	.515	49	12	7
1968 — Billy Kilmer	315	167	2060	.530	51	17	15
1969 — Billy Kilmer	360	193	2532	.536	52	17	20
1970 — Billy Kilmer	237	135	1557	.569	46	17	6
1971 — Edd Hargett	210	96	1191	.457	49	5	6
1972 — Archie Manning	448	230	2781	.513	66t	21	18
1973 — Archie Manning	267	140	1642	.524	65t	12	10
1974 — Archie Manning	261	134	1429	.513	79t	16	6
1975 — Archie Manning	338	159	1685	.470	71t	17	7
1976 — Bobby Douglass	212	103	1288	.486	74	8	4
1977 — Archie Manning	205	113	1284	.551	59t	9	8
1978 — Archie Manning	471	291	3416	.618	71t	16	17
1979 — Archie Manning	420	252	3169	.600	85	20	15
1980 — Archie Manning	509	309	3716	.607	56	20	23
1981 — Archie Manning	232	134	1447	.578	55	11	5
1982 — Ken Stabler	189	117	1343	.619	48	10	6
1983 — Ken Stabler	311	176	1988	.566	48	18	9
1984 — Richard Todd	312	161	2178	.516	74	19	11
1985 — Dave Wilson	293	145	1843	.495	50	15	11
1986 — Dave Wilson	342	189	2353	.553	63t	12	7
1987 — Bobby Hebert	294	164	2119	.558	67	9	15
1988 — Bobby Hebert	478	280	3156	.586	40t	15	20
1989 — Bobby Hebert	353	222	2686	.629	54t	15	15
1990 — Steve Walsh	327	175	1970	.535	58	13	12
1991 — Bobby Hebert	248	149	1676	.601	65t	8	9
Steve Walsh	255	141	1638	.553	41	6	11

LONGEST COMPLETION

1967 — 96, Billy Kilmer to Walter Roberts at Philadelphia 11-19
 1968 — 51, Billy Kilmer to Jim Hester vs. Pittsburgh 12-15
 1969 — 70, Jim Ninowski to Don Shy at Los Angeles 10-5
 1970 — 49, Edd Hargett to Bob Shaw at Cincinnati 11-29
 1971 — 63, Archie Manning to Danny Abramowicz at Houston 10-3
 1972 — 66t, Archie Manning to Dave Parks at N.Y. Giants 10-8
 1973 — 65t, Archie Manning to Jubilee Dunbar at Los Angeles 11-11
 1974 — 79t, Archie Manning to Bob Newland vs. Los Angeles 11-17
 1975 — 71t, Archie Manning to Larry Burton vs. Atlanta 11-2
 1976 — 74, Bobby Douglass to Tinker Owens vs. San Francisco 12-12
 1977 — 59t, Archie Manning to Henry Childs vs. Green Bay 9-18
 1978 — 71t, Archie Manning to Larry Hardy at Atlanta 11-26
 1979 — 85, Archie Manning to Wes Chandler at San Francisco 9-23
 1980 — 56, Archie Manning to Brooks Williams vs. Atlanta 10-19



1981 — 55, Archie Manning to Wayne Wilson at Cleveland 10-18
 1982 — 48, Ken Stabler to Aundra Thompson at Chicago 9-19
 1983 — 48, Ken Stabler to Kenny Duckett at Los Angeles 9-11
 1984 — 74, Richard Todd to Tyrone Young at Chicago 10-7
 1985 — 76t, Bobby Hebert to Eugene Goodlow vs. San Francisco 12-15
 1986 — 84, Bobby Hebert to Eric Martin vs. Green Bay 9-14
 1987 — 82t, John Fourcade to Make Waters vs. Los Angeles 10-4
 1988 — 40, Bobby Hebert to John Tice vs. Dallas 10-3
 40t, Bobby Hebert to Eric Martin vs. Denver 11-20
 1989 — 54t, Bobby Hebert to Floyd Turner at Rams 10-22
 54t, John Fourcade to Dalton Hilliard at Buffalo 12-10
 1990 — 68t, John Fourcade to Floyd Turner at Atlanta, 10-7
 1991 — 65t, Bobby Hebert to Floyd Turner vs. Chicago, 10-27

RECEIVING

	No.	Yds.	Avg.	Long	TD
1967 — Danny Abramowicz	50	721	14.4	80	6
1968 — Danny Abramowicz	54	890	16.4	47	7
1969 — Danny Abramowicz	73	1051	13.9	49	7
1970 — Danny Abramowicz	55	906	16.5	48	5
1971 — Danny Abramowicz	37	657	17.8	63	5
1972 — Bob Newland	47	579	12.3	42	2
1973 — John Beasley	31	280	9.0	22	1
1974 — Alvin Maxson	42	294	7.0	22	1
1975 — Alvin Maxson	41	234	5.7	33	0
1976 — Tony Galbreath	54	420	7.8	35	1
1977 — Tony Galbreath	41	265	6.5	30	0
1978 — Tony Galbreath	74	582	7.9	35	2
1979 — Wes Chandler	65	1069	16.4	85	6
1980 — Wes Chandler	65	975	15.0	50	6
1981 — Jack Holmes	38	206	5.4	19	0
1982 — Jeff Groth	30	383	12.8	39	1
1983 — Jeff Groth	49	585	11.9	42	1
1984 — Hokie Gajan	35	288	8.2	51	2
1985 — Hoby Brenner	42	652	15.5	30	3
1986 — Mike Jones	48	625	13.0	45	3
1987 — Eric Martin	44	778	17.7	67	7
1988 — Eric Martin	85	1083	12.7	40t	7
1989 — Eric Martin	68	1090	16.0	53t	8
1990 — Eric Martin	63	912	14.5	58	5
1991 — Eric Martin	66	803	12.2	30	4
Floyd Turner	64	927	14.5	65t	8

HIGHEST AVERAGE GAIN (Per Reception)

1967 — 22.6, Walt Roberts (17 for 834, 3 TDs)
 1968 — 17.6, Jim Hester (17 for 300, 2 TDs)
 1969 — 16.2, Al Dodd (37 for 600, 1 TD)
 1970 — 17.3, Al Dodd (28 for 484, 1 TD)
 17.2, Dave Parks (26 for 447, 2 TDs)
 1971 — 19.9, Al Dodd (15 for 298, 0 TD)
 1972 — 17.6, Danny Abramowicz (38 for 668, 7 TDs)



1973 — 19.4, Jubilee Dunbar (23 for 447, 4 TDs)
1974 — 18.1, Bob Newland (27 for 490, 2 TDs)
1975 — 19.1, Larry Burton (16 for 305, 2 TDs)
1976 — 20.1, Tinker Owens (12 for 241, 1 TD)
1977 — 18.9, Don Herrmann (31 for 586, 0 TD)
1978 — 16.4, Henry Childs (53 for 869, 4 TDs)
1979 — 16.6, Henry Childs (51 for 846, 5 TDs)
1980 — 18.7, Ike Harris (37 for 692, 6 TDs)
1981 — 19.0, Jeff Groth (20 for 380, 1 TD)
1982 — 17.5, Rich Mauti (4 for 70, 0 TD)
17.3, Aundra Thompson (8 for 138, 1 TD)
1983 — 14.9, Kenny Duckett (19 for 283, 2 TDs)
1984 — 20.6, Tyrone Young (29 for 597, 3 TDs)
1985 — 18.8, Eugene Goodlow (32 for 603, 3 TDs)
1986 — 18.2, Eric Martin (37 for 675, 5 TDs)
1987 — 17.7, Eric Martin (44 for 778, 7 TDs)
1988 — 13.4, Brett Perriman (16 for 215, 2 TDs)
1989 — 17.8, Brett Perriman (20 for 356, 0 TDs)
1990 — 18.9, Floyd Turner (21 for 396, 4 TDs)
1991 — 16.9, Quinn Early (32 for 541, 2 TDs)

INTERCEPTIONS

	No.	Yds.	Avg	Long	TD
1967 — Dave Whitsell.....	10	178	17.8	41t	2
1968 — Dave Whitsell.....	6	50	8.3	32	0
1969 — Elijah Nevet.....	3	20	6.6	20	0
1970 — Hugo Hollas.....	5	79	15.8	29	0
1971 — Delles Howell.....	5	56	11.2	25	0
1972 — Bivian Lee.....	4	65	16.3	32	0
1973 — Ernie Jackson.....	3	40	13.3	23	0
Tommy Myers.....	3	33	11.0	20	0
Jim Merlo.....	3	25	8.3	16	0
Bivian Lee.....	3	23	7.7	12	0
1974 — Ernie Jackson.....	4	53	13.3	28	0
Terry Schmidt.....	4	27	6.8	24	1
1975 — Tommy Myers.....	5	83	16.6	29	0
1976 — Jim Merlo.....	4	142	35.5	83t	2
1977 — Chuck Crist.....	4	6	1.5	2	0
1978 — Tommy Myers.....	6	167	27.8	97t	1
1979 — Tommy Myers.....	7	127	18.1	52	1
1980 — Tommy Myers.....	5	96	19.2	48	0
1981 — Dave Waymer.....	4	54	13.5	31	0
1982 — Russell Gary.....	2	25	12.5	19	0
Dennis Winston.....	2	-2	-1.0	0	0
1983 — Johnnie Poe.....	7	146	20.9	31t	1
1984 — Dave Waymer.....	4	9	2.3	9	0
1985 — Dave Waymer.....	6	49	8.2	28	0
1986 — Dave Waymer.....	9	48	5.3	17	0
1987 — Dave Waymer.....	5	78	15.6	35	0
Reggie Sutton.....	5	68	13.6	26	0



1988 — Gene Atkins.....	4	42	10.5	40	0
1989 — Dave Waymer.....	6	66	11.0	42	0
1990 — Brett Maxie.....	2	88	44.0	50t	1
Toi Cook.....	2	55	27.5	50	0
Gene Atkins.....	2	15	7.5	15	0
Bennie Thompson.....	2	0	0.0	0	0
1991 — Gene Atkins.....	5	198	39.6	79	0
Vince Buck.....	5	12	2.4	12	0

QUARTERBACK SACKS

	No.	Yds.
1973 — Bob Pollard, DT.....	7	—
1974 — Bob Pollard, DT.....	9	—
1975 — Bob Pollard, DT.....	7	—
1976 — Derland Moore, DT.....	8	—
Bob Pollard, DT.....	8	—
1977 — Elois Grooms, DE.....	7	—
1978 — Elois Grooms, DE.....	9	57
1979 — Elois Grooms, DE.....	12	107
Don Reese, DE.....	12	90
1980 — Derland Moore, NT.....	8.5	72
1981 — Rickey Jackson, LB.....	8	62
1982 — Bruce Clark, DE.....	5.5	51
1983 — Rickey Jackson, LB.....	11	75
1984 — Rickey Jackson, LB.....	12	95
1985 — Rickey Jackson, LB.....	11	89
1986 — James Geathers, DE.....	9	73
Rickey Jackson, LB.....	9	71
1987 — Pat Swilling, LB.....	10.5	87
1988 — Rickey Jackson, LB.....	7	66
Pat Swilling, LB.....	7	65
1989 — Pat Swilling, LB.....	16.5	164
1990 — Pat Swilling, LB.....	11.0	68
1991 — Pat Swilling, LB.....	17.0	139

SCORING

	TD	FG	PAT	Points
1967 — Charlie Durkee.....	—	14-32	27-27	69
1968 — Charlie Durkee.....	—	19-37	27-27	84
1969 — Tom Dempsey.....	—	22-41	33-35	99
1970 — Tom Dempsey.....	—	18-34	16-17	70
1971 — Charlie Durkee.....	—	16-23	24-25	72
1972 — Danny Abramowicz.....	7	—	—	42
1973 — Bill McClard.....	—	13-24	9-9	48
1974 — Bill McClard.....	—	9-16	19-20	46
1975 — Rich Szaro.....	—	10-16	16-17	46
1976 — Rich Szaro.....	—	18-23	25-29	79
1977 — Henry Childs.....	9	—	—	54
1978 — Tony Galbreath.....	7	—	—	42
Chuck Muncie.....	7	—	—	42
1979 — Garo Yepremian.....	—	12-16	39-40	75
1980 — Benny Ricardo.....	—	10-17	31-34	61



1981 — George Rogers	13				78
1982 — Wayne Wilson	5				30
1983 — Morten Andersen	—	18-24	37-38		91
1984 — Morten Andersen	—	20-27	34-34		94
1985 — Morten Andersen	—	31-35	27-29	120	
1986 — Morten Andersen	—	26-30	30-30	108	
1987 — Morten Andersen	—	28-36	37-37	121	
1988 — Morten Andersen	—	26-36	32-33	110	
1989 — Dalton Hilliard	18			108	
Morten Andersen	—	20-29	44-45	104	
1990 — Morten Andersen	—	21-27	29-29	92	
1991 — Morten Andersen	—	25-32	38-38	113	

PUNT RETURNS

	No.	Yds.	Avg.	Long	TD
1967 — Walter Roberts	11	50	4.5	11	0
1968 — John Gilliam	15	60	4.0	21	0
1969 — Al Dodd	15	106	7.1	21	0
1970 — Al Dodd	14	129	9.2	41	0
1971 — Al Dodd	13	88	6.8	14	0
1972 — Tommy Myers	9	43	4.8	10	0
1973 — Howard Stevens	17	171	10.1	37	0
1974 — Howard Stevens	37	376	10.2	40	0
1975 — Gil Chapman	17	207	12.2	42	0
1976 — Pete Athas	35	332	9.5	67	0
1977 — Rich Mauti	38	281	7.4	33	0
1978 — Wes Chandler	34	233	6.9	32	0
1979 — Rich Mauti	27	218	8.1	23	0
1980 — Rich Mauti	11	111	10.1	18	0
1981 — Jeff Groth	37	436	11.8	36	0
1982 — Jeff Groth	21	144	6.9	18	0
1983 — Jeff Groth	39	275	7.1	38	0
1984 — Jitter Fields	27	236	8.7	61	0
1985 — Willie Tullis	17	141	8.3	17	0
1986 — Eric Martin	24	227	9.5	39	0
1987 — Mel Gray	24	352	14.7	80	0
1988 — Mel Gray	25	305	12.2	66t	1
1989 — Rod Harris	27	196	7.3	20	0
1990 — Vince Buck	37	305	8.2	33	0
1991 — Vince Buck	31	260	8.4	52	0

PUNTING

	No.	Yds.	Avg.	Long
1967 — Tom McNeill	74	3174	42.9	66
1968 — Tom McNeill	49	2009	41.0	58
1969 — Ollie Cordill	42	1719	40.9	58
1970 — Julian Fagan	77	3269	42.5	64
1971 — Julian Fagan	77	3188	41.4	64
1972 — Julian Fagan	71	2899	40.8	71
1973 — Steve O'Neal	81	3375	41.7	71
1974 — Tom Blanchard	88	3705	42.1	71



1975 — Tom Blanchard	92	3776	41.0	61
1976 — Tom Blanchard	101	3974	39.3	63
1977 — Tom Blanchard	82	3474	42.4	66
1978 — Tom Blanchard	84	3532	42.0	61
1979 — Rick Partridge	57	2330	40.9	61
1980 — Russell Erxleben	89	3499	39.2	57
1981 — Russell Erxleben	66	2672	40.5	60
1982 — Russell Erxleben	46	1976	43.0	60
1983 — Russell Erxleben	74	3034	41.0	60
1984 — Brian Hansen	69	3020	43.8	66
1985 — Brian Hansen	69	3763	42.3	58
1986 — Brian Hansen	81	3456	42.7	66
1987 — Brian Hansen	52	2104	40.5	60
1988 — Brian Hansen	72	2913	40.5	64
1989 — Tommy Barnhardt	55	2179	39.6	56
1990 — Tommy Barnhardt	70	2990	42.7	65
1991 — Tommy Barnhardt	86	3743	43.5	61

KICKOFF RETURNS

	No.	Yds.	Avg.	Long	TD
1967 — Walter Roberts	28	737	26.3	91t	1
1968 — Gene Howard	23	533	23.2	36	0
1969 — Don Shy	16	447	27.9	57	0
1970 — Al Dodd	15	319	21.3	32	0
1971 — Virgil Robinson	19	443	23.3	51	0
1972 — Margene Adkins	43	1020	23.7	61	0
1973 — Howard Stevens	26	590	22.7	48	0
1974 — Howard Stevens	33	749	22.7	41	0
1975 — Gil Chapman	28	614	21.9	36	0
1976 — Tony Galbreath	20	399	19.9	32	0
1977 — Clarence Chapman	15	385	25.7	92t	1
1978 — Wes Chandler	32	760	23.8	38	0
1979 — Rich Mauti	36	801	22.2	39	0
1980 — Jimmy Rogers	41	930	22.9	88	0
1981 — Wayne Wilson	31	722	23.3	57	0
1982 — Aundra Thompson	10	211	21.1	35	0
1983 — Kenny Duckett	33	719	21.8	61	0
1984 — Tyrone Anthony	22	490	22.3	64	0
1985 — Willie Tullis	23	480	20.9	62	0
1986 — Mel Gray	31	866	27.9	101t	1
1987 — Dalton Hilliard	10	248	24.8	74	0
1988 — Gene Atkins	20	424	21.2	57	0
Mel Gray	32	670	20.9	39	0
1989 — Bobby Morse	10	278	27.8	99t	1
Gene Atkins	12	245	20.4	32	0
1990 — Gene Atkins	19	471	24.8	50	0
Gill Fenerty	28	572	20.4	58	0
1991 — Gene Atkins	20	368	18.4	27	0



SAINTS ALL-TIME LEADERS

RUSHING

	Att.	Yds.	Avg.	Long	TD
1. George Rogers (1981-84).....	995	4,267	4.3	79t	23
2. Dalton Hilliard (1986-91).....	961	3,554	3.7	65t	34
2. Rueben Mayes (1986-88, 1990) ..	837	3,408	4.1	50	23
3. Chuck Muncie (1976-80).....	787	3,386	4.3	69t	28
5. Tony Galbreath (1976-80).....	760	2,865	3.8	74t	27
6. Wayne Wilson (1979-86).....	658	2,462	3.7	41t	16
7. Archie Manning (1971-75, 77-82) ..	358	2,058	5.7	27	18
8. Mike Strachan (1975-80).....	471	1,899	4.0	31	14
9. Craig Heyward (1988-91).....	328	1,397	4.3	73t	10
10. Hokie Gajan (1982-85).....	252	1,358	5.4	62t	11
11. Jess Phillips (1973-74).....	372	1,219	3.3	20	2
12. Alvin Maxson (1974-76).....	338	1,205	3.6	66t	6

PASSING

	Att.	Comp.	Yds.	Pct.	TD	Int.
1. Archie Manning (1971-75, 77-82).....	3,335	1,849	21,734	55.4	115	156
2. Bobby Hebert (1985-89, 91) ..	1,633	953	11,343	58.4	66	59
3. Billy Kilmer (1967-70).....	1,116	592	7,490	53.0	47	62
4. Dave Wilson (1981, 83-88) ..	1,038	551	6,987	53.1	36	55
5. Ken Stabler (1983-84).....	570	326	3,670	57.2	17	33
6. Steve Walsh (1990-91).....	582	316	3,608	54.3	23	19
7. Bobby Scott (1973-82).....	500	237	2,781	47.4	15	29

RECEIVING

	No.	Yds.	Avg.	Long	TD
1. Eric Martin (1985-91).....	398	5,863	14.7	84	40
2. Danny Abramowicz (1967-73) ..	309	4,875	15.7	80t	37
3. Tony Galbreath (1976-80).....	284	2,221	7.8	38	6
4. Hoby Brenner (1982-91).....	244	3,517	14.4	57	20
5. Henry Childs (1974-80).....	207	3,220	15.6	59t	25
6. Wes Chandler (1978-81).....	182	2,801	15.4	85t	15
7. Wayne Wilson (1979-86).....	179	1,517	8.5	55	14
8. Dalton Hilliard (1986-91).....	161	1,472	9.1	54t	9
9. John Tice (1983-91).....	158	1,603	10.1	40	15
10. Dave Parks (1968-72).....	149	2,264	15.2	66	16
11. Jeff Groth (1981-85).....	147	2,073	14.1	56t	5
12. Lonzell Hill (1987-90).....	136	1,696	12.5	46	13
13. Chuck Muncie (1976-80).....	125	1,086	8.7	35	1
14. Bob Newland (1971-74).....	124	1,877	15.1	79t	8

SCORING

	TD	PAT	FG	Total
1. Morten Andersen (1982-91).....	—	314	217	965
2. Dalton Hilliard (1986-91).....	43	—	—	258



3. Charlie Durkee (1967-68, 71-72) ..	87	52	243
4. Eric Martin (1985-91).....	40	—	240
5. Danny Abramowicz (1967-73) ..	37	—	222
6. Tony Galbreath (1976-80).....	33	1	205
7. Rich Szaro (1975-78).....	79	37	190
8. Wayne Wilson (1979-86).....	30	—	180
9. Chuck Muncie (1976-80).....	29	—	174
10. Tom Dempsey (1969-70).....	49	40	169
11. Henry Childs (1974-80).....	28	—	168
12. George Rogers (1981-84).....	23	—	138
Rueben Mayes (1986-88, 1990) ..	23	—	138

PUNTING

	No.	Avg.	Long
1. Tommy Barnhardt (1987, 1989-91) ..	222	42.33	65
2. Tom McNeill (1967-69).....	130	42.26	81
3. Brian Hansen (1984-88).....	363	42.0	66
4. Steve O'Neal (1973).....	81	41.7	71
5. Julian Fagan (1970-72).....	225	41.6	71
6. Tom Blanchard (1974-78).....	447	41.3	71
7. Rick Partridge (1979).....	57	40.9	61
8. Ollie Cordill (1969).....	42	40.9	58
9. Russell Erxleben (1979-83).....	279	40.6	60

INTERCEPTIONS

	No.	Yds.	Avg.	Long	TD
1. Dave Waymer (1980-89).....	37	395	10.7	44	0
2. Tommy Myers (1972-81).....	36	621	17.3	97t	2
3. Dave Whitsell (1967-69).....	19	242	12.7	41	2
4. Johnnie Poe (1981-87).....	17	269	15.8	40t	2
5. Gene Atkins (1987-91).....	15	265	17.7	79	0
Ernie Jackson (1972-77).....	15	187	12.5	46	0
7. Brett Maxie (1985-91).....	14	220	15.7	50t	3
8. Frank Watelet (1981-87).....	12	135	11.3	35t	1
9. Hugo Hollas (1970-72).....	11	149	11.3	35t	1

MOST QUARTERBACK SACKS

	No.	Yds
1. Rickey Jackson (1981-91).....	97	713.5
2. Pat Swilling (1986-91).....	66	562
3. Frank Warren (1981-89, 91).....	48	314
4. Jim Wilks (1981-91).....	45	330
5. Elois Grooms (1975-81).....	43	—
6. Derland Moore (1973-85).....	40.5	301
7. Bruce Clark (1982-88).....	39.5	284
8. Bob Pollard (1971-77).....	37	—
9. James Geathers (1984-89).....	26	203
10. Don Reese (1978-80).....	18	148



PUNT RETURNS

	No.	Yds.	Avg.	Long	TD
1. Mel Gray (1986-88)	49	657	13.4	80	1
2. Gil Chapman (1975)	17	207	12.2	42	0
3. Howard Stevens (1973-74)	54	547	10.1	40	0
4. Pete Athas (1976)	35	332	9.5	67	0
5. Jitter Fields (1984)	27	236	8.7	61	0
6. Jeff Groth (1981-85)	104	887	8.5	36	0

KICKOFF RETURNS

	No.	Yds.	Avg.	Long	TD
1. Walt Roberts (1967)	28	737	26.3	91t	1
2. John Gilliam (1967-68, 77)	31	809	26.1	94t	1
3. Gene Howard (1968-69)	32	760	23.8	86	0
4. Margene Adkins (1972)	43	1,020	23.7	61	0
5. Mel Gray (1986-88)	94	2,192	23.3	101t	1
6. Wes Chandler (1978-81)	39	896	23.0	38	0
7. Rich Mauti (1977-80, 82-83)	124	2,836	22.9	52	0
8. Wayne Wilson (1979-86)	69	1,583	22.9	75	0

FIELD GOALS

	Att.	Made	Pct.	Long
1. Morten Andersen (1982-91)	281	217	.772	60
2. Charlie Durkee (1967-68, 71-72)	101	52	.515	47
3. Tom Dempsey (1969-70)	75	40	.533	63
4. Rich Szaro (1975-78)	58	37	.638	50
5. Benny Ricardo (1980-81)	42	23	.548	47
6. Bill McClard (1973-75)	45	23	.511	47
7. Garo Yepremian (1979)	16	12	.750	44
8. Happy Feller (1972-73)	23	10	.435	46

100 GAMES PLAYED CLUB (With Saints Only)

	No.
1. Stan Brock (1980-91)	170
2. Derland Moore (1973-85)	169
3. Rickey Jackson (1981-91)	163
Jim Wilks (1981-91)	163
5. Hoby Brenner (1981-91)	150
6. Frank Warren (1981-89, 91)	149
Dave Waymer (1980-89)	149
8. Morten Andersen (1982-91)	148
9. John Hill (1975-84)	137
Archie Manning (1971-82)	137
11. John Tice (1983-91)	131
12. Joe Federspiel (1972-80)	130
13. Tommy Myers (1972-81)	119
14. Joel Hilgenberg (1984-91)	117
15. Eric Martin (1985-91)	111
16. Dave Lafary (1977-85)	109
17. Brett Maxie (1985-91)	107
18. Bruce Clark (1982-88)	102
19. Larry Hardy (1978-85)	102



SAINTS BIG DAYS

100 YARDS RUSHING

Yds.	Att.	Player	Opponent	Date
206	24	George Rogers	St. Louis	9-4-83
203	28	Rueben Mayes	Miami	12-7-86
172	24	Rueben Mayes	Tampa Bay	10-19-86
166	33	George Rogers	Dallas	12-19-82
162	29	George Rogers	Los Angeles Rams	9-13-81
161	22	Chuck Muncie	Atlanta	9-2-79
161	24	George Rogers	@ Los Angeles Rams	11-8-81
160	34	Wayne Wilson	Miami	10-2-83
160	35	Earl Campbell	@ Minnesota	11-24-85
158	29	Dalton Hilliard	@ Atlanta	11-19-89
157	33	Rueben Mayes	New England	11-30-86
155	20	Craig Heyward	Tampa Bay	11-11-90
148	22	Alvin Maxson	St. Louis	12-8-74
147	24	Rueben Mayes	Cleveland	9-13-87
146*	14	Tony Galbreath	@ Kansas City	9-26-76
144	29	Rueben Mayes	San Francisco	10-25-87
142	27	Andy Livingston	Washington	9-21-69
142	28	George Rogers	@ Houston	11-22-81
138	33	Wayne Wilson	@ Chicago	9-19-82
138	28	Fred McAfee	Atlanta	11-24-91
137	20	George Rogers	Atlanta	11-6-83
134	17	George Rogers	Philadelphia	10-11-81
131	25	Rueben Mayes	@ St. Louis	11-16-86
128	28	Rueben Mayes	San Francisco	11-2-86
128	21	Chuck Muncie	Oakland	12-3-79
127	16	Don McCall	Washington	9-22-68
127	25	Dalton Hilliard	Atlanta	12-18-88
126*	25	Chuck Muncie	@ Kansas City	9-26-76
124	32	George Rogers	Los Angeles	12-18-83
123	33	George Rogers	Kansas City	11-21-82
122	18	George Rogers	@ Cleveland	10-18-81
122*	19	Craig Heyward	@ Cincinnati	11-4-90
120	23	George Rogers	Tampa Bay	11-29-81
117	18	Chuck Muncie	San Francisco	11-11-79
115	25	George Rogers	@ San Francisco	9-27-81
115	25	Rueben Mayes	Denver	11-20-88
115*	30	Rueben Mayes	@ Cincinnati	11-4-90
114	21	George Rogers	@ Buffalo	10-30-83
114	15	Jimmy Rogers	@ Washington	10-26-80
113	26	Bob Gresham	@ Green Bay	11-28-71
113	31	George Rogers	Cincinnati	10-25-81
113	11	Hokie Gajan	N.Y. Jets	11-21-83



112	19	Rueben Mayes	@ Atlanta	11-1-87
112	24	Dalton Hilliard	L.A. Rams	11-26-89
110	14	Tony Baker	@ St. Louis	11-2-69
109	15	Chuck Muncie	Los Angeles	11-28-76
109	27	Mike Strachan	Atlanta	11-2-75
109	11	Craig Heyward	L.A. Raiders	10-23-88
108	22	Rueben Mayes	@ Indianapolis	10-12-86
108	24	Wayne Wilson	@ San Francisco	9-29-85
108	31	Wayne Wilson	@ Dallas	9-25-83
107	20	Chuck Muncie	N.Y. Jets	12-4-77
107	30	George Rogers	San Francisco	12-20-81
106	28	Dalton Hilliard	@ New England	11-12-89
106	20	Gill Fenerty	Minnesota	9-22-91
105	24	Mike Strachan	Green Bay	10-12-75
104	10	Gill Fenerty	@ Rams	12-9-90
103	18	Wayne Wilson	@ Atlanta	10-9-83
102	13	Chuck Muncie	@ St. Louis	10-23-77
102	20	George Rogers	Atlanta	9-2-84
100	20	Tony Galbreath	Los Angeles	10-30-77

250 YARDS PASSING

Yds.	Player	Att.	Comp.	Opponent	Date
377	Archie Manning	38	24	@ San Francisco	12-7-80
355	Archie Manning	28	20	@ San Francisco	9-23-79
345	Billy Kilmer	32	22	@ St. Louis	11-2-69
344	Archie Manning	32	22	@ Pittsburgh	11-5-78
333	Ken Stabler	43	29	Tampa Bay	12-5-82
325	Dave Wilson	32	20	Cincinnati	12-9-84
323	Archie Manning	32	23	Atlanta	10-19-80
320	Bobby Hebert	39	28	Raiders	12-16-91
317	Steve Walsh	42	25	@ San Francisco	12-1-91
314	Archie Manning	40	25	San Francisco	9-7-80
314	Archie Manning	36	25	@ Detroit	10-12-80
308	Bobby Hebert	49	31	San Francisco	10-8-89
306	Archie Manning	40	25	Philadelphia	11-9-80
302	John Fourcade	27	15	@ Buffalo	12-10-89
301	Archie Manning	39	24	New England	12-21-80
300	Dave Wilson	45	19	@ Atlanta	10-20-85
295	Archie Manning	35	20	Philadelphia	10-29-72
294	Richard Todd	27	21	@ Cleveland	10-28-84
292	Billy Kilmer	36	17	Pittsburgh	12-15-68
292	Steve Walsh	39	22	@ Houston	10-21-90
291	Archie Manning	45	28	@ Green Bay	9-9-79
291	John Fourcade	28	21	Indianapolis	12-24-89
291	Bobby Hebert	39	27	Chicago	10-27-91
287	Archie Manning	27	17	@ San Francisco	10-22-72
285	Bobby Scott	35	16	@ St. Louis	10-23-77



285	Archie Manning	34	24	Buffalo	9-21-80
284	Archie Manning	29	14	Atlanta	9-2-79
282	Bobby Hebert	32	23	@ Detroit	9-18-88
282	Bobby Hebert	32	23	@ Green Bay	9-17-89
281	Bobby Hebert	28	18	N.Y. Jets	10-15-89
280	Dave Wilson	30	18	@ Denver	9-15-85
279	Ken Stabler	39	25	Chicago	9-18-83
279	Bobby Hebert	32	19	@ Washington	11-6-88
276	Billy Kilmer	37	22	Dallas	9-28-69
276	Archie Manning	31	18	@ N.Y. Giants	10-8-72
276	Dave Wilson	34	19	Miami	12-7-86
276	Bobby Hebert	22	15	@ L.A. Rams	10-22-89
274	Steve Walsh	38	23	@ Washington	11-18-90
273	Bobby Hebert	37	17	Dallas	10-3-88
272	Dave Wilson	33	20	New England	11-30-86
272	Bobby Hebert	30	18	Atlanta	10-29-89
271	Ken Stabler	35	24	Atlanta	1-2-83
269	Steve Walsh	33	17	@ Rams	11-3-91
268	Archie Manning	27	20	@ Seattle	11-18-79
264	Archie Manning	31	14	@ Atlanta	11-25-79
264	Richard Todd	29	14	St. Louis	9-23-84
263	Archie Manning	48	24	@ Los Angeles	11-2-80
262	Billy Kilmer	24	14	@ Washington	12-17-67
261	Billy Kilmer	22	15	San Francisco	12-13-70
259	Bobby Hebert	25	16	Washington	10-1-89
255	Bobby Hebert	24	16	Tampa Bay	12-6-87
254	Bobby Hebert	34	20	San Francisco	12-15-85
254	Bobby Hebert	27	15	Houston	12-13-87

100 YARDS RECEIVING

Yds.	No.	Player	Opponent	Date
205	6	Wes Chandler	Atlanta	9-2-79
179	9	Floyd Turner	Chicago	10-27-91
165	8	Danny Abramowicz	@ Cincinnati	11-29-70
164	3	Eric Martin	Green Bay	9-14-86
159	4	Larry Burton	@ Atlanta	11-2-75
156	12	Danny Abramowicz	Pittsburgh	10-29-67
153	8	Eric Martin	Cleveland	10-14-90
146	10	Eric Martin	@ Washington	11-6-88
145	7	Al Dodd	@ St. Louis	11-2-69
144	7	Danny Abramowicz	@ Washington	12-17-67
144	8	Henry Childs	@ San Francisco	12-7-80
140	7	Danny Abramowicz	San Francisco	12-13-70
140	8	Wes Chandler	Atlanta	10-19-80
139*	9	Wes Chandler	Philadelphia	11-9-80
135	5	Eugene Goodlow	San Francisco	12-15-85
132	6	Eric Martin	L.A. Rams	10-30-88



132	10	Floyd Turner	@	San Francisco	12-1-91
131	6	Hoby Brenner		St. Louis	9-23-84
131	5	Eric Martin		N.Y. Jets	10-15-89
131	10	Eric Martin	@	Washington	11-18-90
130	6	Eric Martin		Houston	12-13-87
129	8	Danny Abramowicz		Pittsburgh	12-21-69
127	12	John Beasley	@	San Diego	11-18-73
127	4	Wes Chandler	@	San Francisco	9-23-79
127	4	Quinn Early		Raiders	12-16-91
122	14	Tony Galbreath	@	Green Bay	9-10-78
121	6	Henry Childs	@	Seattle	11-18-79
120	4	Dave Parks	@	N.Y. Giants	10-8-72
120	9	Eric Martin		Philadelphia	12-18-89
119*	4	Ike Harris		Philadelphia	11-9-80
119	6	Mike Jones		Miami	12-7-86
117	7	Wes Chandler		Atlanta	11-12-78
117*	3	Henry Childs	@	Atlanta	11-25-79
117	8	Wes Chandler	@	Atlanta	9-6-81
116	5	Eric Martin	@	L.A. Rams	10-22-89
115	4	Paul Seal		Philadelphia	10-27-74
115	9	Danny Abramowicz		Baltimore	10-19-69
115	5	Floyd Turner		Atlanta	11-24-91
114	7	Dave Parks	@	St. Louis	10-11-70
113	5	Danny Abramowicz		San Francisco	11-23-69
112	7	Henry Childs	@	Green Bay	9-9-79
111	6	Hoby Brenner	@	Atlanta	10-20-85
111	8	Eric Martin		Denver	11-20-88
110	5	Danny Abramowicz		San Francisco	9-26-71
110	5	Dave Parks	@	San Francisco	10-22-72
109	2	Walt Roberts	@	Philadelphia	11-19-67
107	5	Eric Martin		L.A. Rams	11-26-89
106	7	Tony Galbreath		Oakland	12-3-79
106	6	Wes Chandler	@	Detroit	10-12-80
105	6	Hoby Brenner		Chicago	9-18-83
105	9	Danny Abramowicz	@	Atlanta	12-7-69
103	6	Dave Parks		Pittsburgh	12-15-68
103	6	Wes Chandler		San Francisco	12-3-78
103*	6	Wes Chandler	@	Atlanta	11-25-79
103	6	Larry Hardy		San Francisco	9-7-80
103	6	Lindsay Scott		St. Louis	9-12-82
101	8	Danny Abramowicz	@	N.Y. Giants	10-6-68
101	4	Tyrone Young	@	Cleveland	10-28-84
101	3	Hoby Brenner		Cincinnati	12-9-84
101	7	Eric Martin	@	St. Louis	10-11-87
101	2	Eric Martin		Tampa Bay	12-6-87
100	3	Henry Childs	@	Atlanta	11-26-78
100	4	Eric Martin	@	Buffalo	12-10-89

*Part of a dual 100-yard day.



SAINTS 'CONSECUTIVE RECORDS'

INDIVIDUAL

Games Played:

- 111 Eric Martin (1985-1990, current)
- 103 Joe Federspiel (1973-80)
- 91 Rickey Jackson (1981 through 2nd game, 1987)

Games Started:

- 91 Rickey Jackson (1981 through 2nd game, 1987)

Games Started, Current:

- 74 Jim Dombrowski (6th game, 1987 through 1991; current)

Games, Scoring Points:

- 126 Morten Andersen (game 15 of 1983 through 1991; current)

Games, Scoring Touchdown:

- 6 Dalton Hilliard (16th game, 1988-5th game, 1989)

Games, Scoring Field Goal:

- 19 Morten Andersen 11-24-85 through 12-7-86

Games, Rushing Touchdown:

- 5 Dalton Hilliard, (1989, 7th-11th games)

Games, Receiving Touchdown:

- 4 Lonzell Hill, 1988 (3rd-6th games)

Games, Rushing for One Hundred or More Yards:

- 3 George Rogers, 1981 (6th, 7th and 8th games)
- 3 Wayne Wilson, 1983 (4th, 5th and 6th games)
- 3 Dalton Hilliard, 1989 (10th, 11th, 12th games)

Games, Passing Touchdown:

- 13 Archie Manning (1978, last 4 games; 1979, 1st to 9th game)

Games, None Intercepted:

- 3 Billy Kilmer, 1969; Archie Manning 1971, 1973, 1978, 1979; Bobby Hebert, 1987

Passes Completed:

- 15 Archie Manning, 1979 (7th and 8th games)

Games, Pass Reception:

- 79 Danny Abramowicz (1967-73)
- 73 Eric Martin (7th game, 1987-1991; current)

Points After Touchdown

- 93 Morten Andersen (7th game, 1989-1991; current)

Field Goals Made:

- 20 Morten Andersen, 11-24-85 through 10-5-86



TEAM

Wins, Regular Season:

9 (1987)

Wins, Preseason:

5 (1967)

Losses, Regular Season:

14 (1980)

Wins Against One Team:

6 vs. Atlanta, 12-14-86 through 11-19-89

Losses Against One Team:

9 vs. Atlanta, 12-7-69 through 12-16-73

Wins at Home:

5 Game 16 of 1990 through game four of 1991

Wins on the Road:

10 Game 10 of 1987 through game four of 1988

SAINTS ON PRIME TIME IN 1992

The Saints will appear on prime time, national telecasts four times during the regular season, the most in club history. They had three in 1989 (2 ABC, ESPN) and 1991 (ABC, ESPN, TNT). They will play host to the San Francisco 49ers September 27 on TNT. They will also be seen on TNT two weeks later when they entertain the Los Angeles Rams beginning at 6:30 p.m. The Saints will host the Washington Redskins November 23 at 8 p.m. on ABC, the fifth straight year they have been scheduled to play on Monday night. Two weeks later, the Atlanta Falcons visit for a December 3 (Thursday), ESPN clash kicking off at 7 p.m. The Saints have posted an overall record of 5-8 on ABC, Monday night games, including victories in three of their last four tries. They are 0-3 in ESPN affairs, and 1-0 in their lone TNT contest.



SAINTS ATTENDANCE

Year	COMBINED		HOME		ROAD	
	Total	Avg.	Total	Avg.	Total	Avg.
1967	890,405	63,600	528,242	75,463	362,163	51,738
1968	884,123	63,151	519,426	74,203	364,697	52,100
1969	921,972	65,855	521,133	74,447	400,839	57,262
1970	843,342	60,238	483,234	69,033	360,108	51,444
1971	932,267	66,590	550,578	78,654	381,689	54,527
1972	880,545	62,896	467,686	66,812	412,859	58,980
1973	839,914	59,993	451,566	64,509	388,348	55,478
1974	829,873	59,277	452,236	64,605	377,637	53,948
1975	767,274	56,805	396,409	56,634	370,865	52,981
1976	714,135	51,010	359,631	51,376	354,504	50,643
1977	655,989	46,856	334,502	47,786	321,487	45,927
1978	850,418	53,151	457,607	57,201	392,811	49,101
1979	939,175	58,698	495,260	61,907	443,915	55,489
1980	808,612	50,538	385,815	48,227	422,797	52,850
1981	891,207	55,700	440,708	55,089	450,499	55,700
1982	467,978	51,988	255,726	51,145	212,252	53,063
1983	896,678	56,042	529,878	66,235	366,800	45,850
1984	884,258	55,266	472,625	59,078	411,633	51,454
1985	799,050	49,941	388,795	48,599	410,255	51,282
1986	874,303	54,644	463,611	57,951	410,692	51,644
1987	774,295	51,620	420,783	60,111	353,512	44,189
1988	965,179	60,324	531,156	66,395	434,023	54,253
1989	916,534	57,283	488,998	61,124	427,536	53,442
1990*	997,722	62,358	536,438	67,055	461,284	57,661
1991*	1,008,934	63,058	548,655	68,582	460,279	57,535

LARGEST HOME CROWD IN TULANE STADIUM

1967	83,437	vs.	Dallas 11-12 (Lost 10-27)
		vs.	Atlanta 11-26 (Won 27-24)
1968	84,278	vs.	Dallas 11-3 (Lost 3-17)
1969	80,636	vs.	Baltimore 10-19 (Lost 10-30)
1970	77,681	vs.	Los Angeles 11-1 (Lost 17-30)
1971	83,130	vs.	Minnesota 11-21 (Lost 10-23)
1972	70,793	vs.	Kansas City 9-25 (Lost 17-20)
1973	74,770	vs.	Buffalo 11-4 (Won 13-0)
1974	74,289	vs.	Miami 11-10 (Lost 0-21)

SUPERDOME

1975	61,497	vs.	Minnesota 11-16 (Lost 7-20)
1976	61,413	vs.	Dallas 9-19 (Lost 6-24)
1977	59,023	vs.	Los Angeles 10-30 (Won 27-26)
1978	70,323	vs.	Atlanta 11-12 (Lost 17-20)



1979	70,940	vs.	Atlanta 9-2 (Lost 34-40 OT)
1980	62,651	vs.	Atlanta 10-19 (Lost 14-41)
1981	64,758	vs.	Pittsburgh 10-4 (Lost 6-20)
1982	61,709	vs.	Tampa Bay 12-5 (Lost 10-13)
1983	70,418	vs.	Los Angeles 12-18 (Lost 24-26)
1984	66,652	vs.	Atlanta 9-2 (Lost 28-36)
1985	57,760	vs.	Kansas City 9-8 (Lost 27-47)
1986	67,950	vs.	Atlanta 9-7 (Lost 10-31)
1987	69,546	vs.	Minnesota 1-3-88 (wild card)(Lost 10-44)
1988	68,474	vs.	Dallas 10-3 (Won 20-17)#
1989	66,977	vs.	Dallas 9-10 (Won 28-0)
1990	68,647	vs.	Rams 12-31 (Won 20-17)#*
1991	68,794	vs.	Atlanta 12-28 (wild card)(Lost 27-20)*

#ABC Monday Night Football Telecast

*These figures represent tickets distributed for home games.

NOTE: Largest Superdome audience was 72,434 for first preseason game of 1975 (Houston 13, New Orleans 7). Preseason attendance figures are unofficial.

LARGEST ROAD CROWD

1967	62,670	vs.	New York Giants 10-8 (Lost 21-27)
1968	71,025	vs.	Cleveland 11-10 (lost 17-35)
1969	68,282	vs.	Dallas 11-9 (Lost 17-33)
1970	66,140	vs.	Los Angeles 12-6 (Lost 16-34)
1971	73,610	vs.	Los Angeles 12-5 (Lost 28-45)
1972	66,303	vs.	Los Angeles 9-17 (Lost 14-34)
1973	70,358	vs.	Los Angeles 11-11 (Lost 7-29)
1974	64,178	vs.	Los Angeles 9-22 (Lost 0-24)
1975	60,771	vs.	Los Angeles 10-26 (Lost 14-38)
1976	61,685	vs.	Seattle 11-21 (Won 51-27)
1977	53,482	vs.	Philadelphia 11-6 (Lost 7-28)
1978	57,920	vs.	Dallas 11-19 (Lost 7-27)
1979	74,482	vs.	Denver 11-4 (Lost 3-10)
1980	78,147	vs.	Detroit 10-12 (Lost 13-24)
1981	76,059	vs.	Cleveland 10-18 (Lost 17-20)
1982	64,506	vs.	Dallas 12-19 (Lost 7-21)
1983	62,136	vs.	Dallas 9-25 (Lost 20-21)
1984	63,739	vs.	New York Giants 12-15 (Won 10-3)
1985	74,488	vs.	Denver 9-15 (Lost 23-34)
1986	72,765	vs.	New York Giants 9-28 (Lost 17-20)
1987	60,436	vs.	San Francisco 11-15 (Won 26-24)
1988	63,569	vs.	Seattle 10-16 (Won 20-19)
1989	70,037	vs.	Buffalo 12-10 (Won 22-19)
1990	60,112	vs.	San Francisco 12-23 (Won 13-10)
1991	74,816	vs.	Kansas City 9-8 (Won 17-10)



SAINTS INDIVIDUAL RECORDS

SERVICE

MOST SEASONS

13	Derland Moore, 1973-85
12	Stan Brock, 1980-91
11	Archie Manning, 1971-75, 1977-82
11	Hoby Brenner, 1981-91
11	Rickey Jackson, 1981-91
11	Jim Wilks, 1981-91

MOST GAMES

170	Stan Brock, 1980-91
169	Derland Moore, 1973-85
163	Rickey Jackson, 1981-91
163	Jim Wilks, 1981-91

SCORING

TOTAL POINTS

Career

965	Morten Andersen, 1982-91 (217 FGs, 314 PATs)
-----	---

Season

121	Morten Andersen, 1987 (28 FGs, 37 PATs)
120	Morten Andersen, 1985 (31 FGs, 27 PATs)

Game

18	Walt Roberts vs. Philadelphia 11-5-67 (3 TDs)
18	Danny Abramowicz vs. San Francisco 9-26-71 (3 TDs)
18	Archie Manning vs. Chicago 10-2-77 (3 TDs)
18	Chuck Muncie vs. San Francisco 11-11-79 (3 TDs)
18	George Rogers at Rams 11-8-81 (3 TDs)
18	Wayne Wilson vs. Atlanta 1-2-83 (3 TDs)
18	Dalton Hilliard at Rams 10-22-89 (3 TDs)

18	Rueben Mayes vs. Phoenix 9-23-90 (3 TDs)
----	---

Opponent/Game

24	Dave Williams at St. Louis 11-2-69 (4 TDs)
24	Wayne Morris at St. Louis 10-23-77 (4 TDs)

TOUCHDOWNS

Career

43	Dalton Hilliard, 1986-91
40	Eric Martin, 1985-91
37	Danny Abramowicz, 1967-73
33	Tony Galbreath, 1976-80

Season

18	Dalton Hilliard, 1989
13	George Rogers, 1981
11	Chuck Muncie, 1979

Game

3	Walt Roberts vs. Philadelphia 11-15-67
3	Danny Abramowicz vs. San Francisco 9-26-71
3	Archie Manning vs. Chicago 10-2-77
3	Chuck Muncie vs. San Francisco 11-11-79
3	George Rogers at Rams 11-8-81
3	Wayne Wilson vs. Atlanta 1-2-83
3	Dalton Hilliard at Rams 10-22-89
3	Rueben Mayes vs. Phoenix 9-23-90

Opponent/Game

4	Dave Williams at St. Louis 11-2-69 (all receiving)
4	Wayne Morris at St. Louis 10-23-77 (all rushing)



FIELD GOALS MADE

Career

- 217 Morten Andersen, 1982-91
(281 attempts)
52 Charlie Durkee, 1967-68, 71-72
(101 attempts)

Season

- 31 Morten Andersen, 1985
(35 attempts)
28 Morten Andersen, 1987
(36 attempts)
26 Morten Andersen, 1986
(30 attempts)
26 Morten Andersen, 1988
(36 attempts)

Game

- 5 Charlie Durkee at Green Bay
11-28-71 (6 attempts)
5 Morten Andersen vs. Rams
12-1-85 (5 attempts)
5 Morten Andersen vs. San
Francisco 10-25-87 (7 attempts)

Opponent/Game

- 6 Bobby Howfield at Jets 12-3-72
(7 attempts)
6 Ray Wersching, San Francisco
10-16-83 (6 attempts)

LONGEST FIELD GOAL

- 63 Tom Dempsey vs. Detroit
11-8-70 (NFL Record)
60 Morten Andersen vs. Chicago
10-27-91

Opponent/Longest Field Goal

- 55 Joe Danelo at Giants 9-20-81

FIELD GOALS ATTEMPTED

Career

- 281 Morten Andersen, 1982-91
(217 made)
101 Charlie Durkee, 1967-68, 71-72
(52 made)

Season

- 41 Tom Dempsey, 1969 (22 made)
37 Charlie Durkee, 1968 (19 made)
36 Morten Andersen, 1987
(28 made)
36 Morten Andersen, 1988
(26 made)

Game

- 7 Tom Dempsey vs. Philadelphia
11-30-69 (4 made)
7 Morten Andersen vs. San
Francisco 10-25-87 (5 made)

Opponent/Game

- 7 Bobby Howfield at Jets 12-3-72
(6 made)

POINTS AFTER TOUCHDOWN

Career

- 314 Morten Andersen, 1982-91
(319 attempts)
87 Charlie Durkee, 1967-68, 71-72
(88 attempts)
79 Rich Szaro, 1975-78 (86 attempts)

Season

- 44 Morten Andersen, 1989
(45 attempts)
39 Garo Yepremian, 1979
(40 attempts)
38 Morten Andersen, 1991
(38 attempts)
37 Morten Andersen, 1983
(38 attempts)
37 Morten Andersen, 1987
(37 attempts)

Game

- 6 Tom Dempsey at St. Louis
11-2-69 (7 attempts)
6 Rich Szaro at Seattle 11-21-76
(6 attempts)
6 Rich Szaro at Chicago 10-2-77
(6 attempts)
6 Garo Yepremian at Tampa Bay
10-14-79 (6 attempts)

- 6 Morten Andersen vs. Denver
11-20-88 (6 attempts)

Opponent/Game

- 8 Nick Mike-Mayer, Atlanta
9-16-73 (8 attempts)

RUSHING

TOTAL YARDS

Career

- 4,267 George Rogers, 1981-84
(995 attempts)
3,554 Dalton Hilliard, 1986-91
(961 attempts)
3,408 Rueben Mayes, 1986-88,
90 (837 atts.)
3,386 Chuck Muncie, 1976-80
(787 attempts)

Season

- 1,674 George Rogers, 1981
(378 attempts)
1,353 Rueben Mayes, 1986
(286 attempts)
1,262 Dalton Hilliard, 1989
(344 attempts)

Game

- 206 George Rogers vs. St. Louis
9-4-83 (24 attempts)
203 Rueben Mayes vs. Miami
12-7-86 (28 attempts)

Opponent/Game

- 247 Willie Ellison at Rams 12-5-71
(26 attempts)
202 Gerald Riggs, Atlanta 9-2-84
(35 atts.)
190 Wilbur Jackson at San Francisco
11-27-77 (18 atts.)
183 Walter Payton at Chicago
9-14-80 (20 atts.)
175 Eric Dickerson, Rams 10-14-84
(20 atts.)

ATTEMPTS

Career

- 995 George Rogers, 1981-84
(4,267 yards)

- 961 Dalton Hilliard, 1986-91
(3,554 yards)

- 837 Rueben Mayes, 1986-88, 90
(3,408 yards)

Season

- 378 George Rogers, 1981
(1,674 yards)
344 Dalton Hilliard, 1989
(1,262 yards)

Game

- 35 Earl Campbell at Minnesota
11-24-85 (160 yards)
35 Dwight Beverly at St. Louis
10-11-87 (139 yards)
34 Wayne Wilson vs. Miami 10-2-83
(160 yards)

Opponent/Game

- 39 Gerald Riggs, Atlanta 12-22-85
(158 yards)

MOST 100-YARD RUSHING DAYS

Career

- 16 George Rogers, 1981-84
11 Rueben Mayes, 1986-88, 90

Season

- 9 George Rogers, 1981
6 Rueben Mayes, 1986

DUAL 100-YARD RUSHING DAYS, OPPONENT vs. San Francisco, 11-13-77

- Del Williams, 25-110, 1 TD
Wilbur Jackson, 22-123

LONGEST SCORING RUNS FROM SCRIMMAGE

- 79 George Rogers at Cleveland
10-18-81
76 George Rogers vs. St. Louis
9-4-83
74 Tony Galbreath at Kansas City
9-26-76
73 Craig Heyward vs. Raiders
10-23-88





Opponent/Longest Scoring Run

80 Willie Ellison at Rams 12-5-71

LONGEST NON-SCORING RUN FROM SCRIMMAGE

73 George Rogers vs. Philadelphia 10-11-81

Opponent/Longest Non-Scoring Run

66 Eric Dickerson, Rams 10-14-84
62 John Settle at Atlanta 9-11-88

TOUCHDOWNS RUSHING

Career

34 Dalton Hilliard, 1986-91
28 Chuck Muncie, 1976-80
27 Tony Galbreath, 1976-80

Season

13 George Rogers, 1981
13 Dalton Hilliard, 1989
11 Chuck Muncie, 1979

Game

3 Archie Manning vs. Chicago 10-2-77
3 Chuck Muncie vs. San Francisco 11-11-79
3 George Rogers at Rams 11-8-81
3 Wayne Wilson vs. Atlanta 1-2-83
3 Rueben Mayes vs. Phoenix 9-23-90

Opponent/Game

4 Wayne Morris at St. Louis 10-23-77

BEST AVERAGE

Career (min. 250 attempts)

5.7 Archie Manning, 1971-82 (2,058 yds, 358 att.)
5.4 Hokie Gajan, 1982-85 (1,358 yds, 252 att.)

Season (min. 75 attempts)

6.0 Hokie Gajan, 1984 (615 yds, 102 att.)

5.1 Hokie Gajan, 1983 (415 yds, 81 attempts)
5.0 Chuck Muncie, 1979 (1,198 yds, 238 att.)

Game (min. 8 attempts)

10.43 Tony Galbreath vs. Kansas City 9-26-76 (14-146)
10.4 Gill Fenerty at Rams 12-9-90 (10-104)
10.3 Hokie Gajan vs. Jets 11-21-83 (11-113)
9.9 Craig Heyward vs. Raiders 10-23-88 (11-109)

Opponent/Game

12.8 Steve Young, at San Francisco 12-23-90 (8-102)

RECEIVING

TOTAL RECEPTIONS

Career

398 Eric Martin, 1985-91 (5,863 yards)
309 Danny Abramowicz, 1967-73 (4,875 yards)
284 Tony Galbreath, 1976-80 (2,221 yards)

Season

85 Eric Martin, 1988 (1,083 yards)
74 Tony Galbreath, 1978 (582 yards)
73 Danny Abramowicz, 1969 (1,051 yards)

Game

14 Tony Galbreath at Green Bay 9-10-78 (122 yards)
12 Danny Abramowicz vs. Pittsburgh 10-29-67 (156 yards)
12 John Beasley vs. San Diego 11-18-73 (127 yards)

Opponent/Game

15 Willie Anderson, Rams 11-26-89 (336 yards)
12 Rickey Young, Minnesota 9-3-78 (134 yards)

12 John Spagnola, Philadelphia 10-6-85 (124 yards)

TOTAL RECEIVING YARDS

Career

5,863 Eric Martin, 1985-91 (398 receptions)
4,875 Danny Abramowicz, 1967-73 (309 receptions)

Season

1,090 Eric Martin, 1989 (68 receptions)
1,083 Eric Martin, 1988 (85 receptions)
1,069 Wes Chandler, 1979 (65 receptions)
1,051 Danny Abramowicz, 1969 (73 receptions)

Game

205 Wes Chandler vs. Atlanta 9-2-79 (6 receptions)
179 Floyd Turner vs. Chicago 10-27 (9 receptions)
165 Danny Abramowicz at Cincinnati 11-29-70 (8 receptions)
164 Eric Martin vs. Green Bay 9-14-86 (3 receptions)

Opponent/Game

336 Willie Anderson (NFL record), Rams 11-26-89 (15 receptions)
190 Ken Burrow, Atlanta 12-19-71 (8 receptions)

MOST 100-YARD RECEIVING DAYS

Career

14 Eric Martin, 1985-91
10 Danny Abramowicz, 1967-73
9 Wes Chandler, 1978-81

Season

5 Eric Martin, 1989
4 Danny Abramowicz, 1969

DUAL 100-YARD RECEIVING DAYS, OPPONENT at Cleveland, 11-10-68

Paul Warfield, 5-107
Leroy Kelly, 3-104



at St. Louis, 11-2-69

Dave Williams, 8-164
John Gilliam, 5-106

at Minnesota 12-1-74

Jim Lash, 3-112
John Gilliam, 5-109
at Giants, 9-20-81
Johnny Perkins, 8-118

Gary Shirk, 11-101

at Rams, 12-9-90

Willie Anderson, 5-123
Henry Ellard, 5-107

LONGEST TOUCHDOWN RECEPTIONS

82 Mike Waters from John Fourcade vs. Rams 10-4-87
80 Danny Abramowicz from Billy Kilmer at Washington 12-17-67
79 Bob Newland from Archie Manning vs. Rams 11-17-74
76 Eugene Goodlow from Bobby Hebert vs. San Francisco 12-15-85

Opponent/Longest Touchdown Reception

88 Harmon Wages from Bob Berry at Atlanta 12-7-69

LONGEST NON-SCORING RECEPTIONS

96 Walt Roberts from Billy Kilmer at Philadelphia 11-19-67
85 Wes Chandler from Archie Manning at San Francisco 9-23-79
84 Eric Martin from Bobby Hebert vs. Green Bay 9-14-86

Opponent/Longest Non-Scoring Reception

84 Ken Burrow from Bob Berry, Atlanta 12-19-71



TOUCHDOWNS RECEIVING

Career

- 40 Eric Martin, 1985-91
37 Danny Abramowicz, 1967-73

Season

- 9 Henry Childs, 1977
8 Eric Martin, 1989
8 Floyd Turner, 1991

Game

- 3 Danny Abramowicz vs.
San Francisco 9-26-71

Opponent/Game

- 4 Dave Williams at St. Louis 11-2-69

MOST TOTAL YARDS FROM SCRIMMAGE

Career

- 5,874 Eric Martin, 1985-91
(5,863 receiving)
5,086 Tony Galbreath, 1976-80
(2,865 rushing)
5,026 Dalton Hilliard, 1986-91
(3,554 rushing)

Season

- 1,800 George Rogers, 1981
(1,674 rushing)
1,776 Dalton Hilliard, 1989
(1,262 rushing)
1,506 Chuck Muncie, 1979
(1,198 rushing)

Game

- 225 Rueben Mayes vs. Miami
12-7-86 (203 rushing)
206 George Rogers vs. St. Louis
9-4-83 (all rushing)
205 Wes Chandler vs. Atlanta 9-2-79
(all receiving)

Opponent/Game

- 336 Willie Anderson, Rams 11-26-69
(all receiving)

PASSING

TOTAL YARDS

Career

- 21,734 Archie Manning, 1971-75,
77-82 (3,328 att., 1,848 comp.)
11,343 Bobby Hebert, 1985-89, 91
(1,633 att., 953 comp.)
7,490 Billy Kilmer, 1967-70 (1,116 att.,
592 att.)

Season

- 3,716 Archie Manning, 1980
(509 att., 309 comp.)
3,416 Archie Manning, 1978
(471 att., 291 comp.)
3,169 Archie Manning, 1979
(420 att., 252 comp.)
3,156 Bobby Hebert, 1988
(478 att., 280 comp.)

Game

- 377 Archie Manning at San
Francisco 12-7-80 (24-38)
355 Archie Manning at San
Francisco 9-23-79 (20-28)
345 Billy Kilmer at St. Louis 11-2-69
(22-32)
344 Archie Manning at Pittsburgh
11-5-78 (22-32)

Opponent/Game

- 454 Jim Everett, Rams 11-26-89
(29-51)
397 Bill Kenney, Kansas City 9-8-85
(22-34)
384 Jim Zorn, at Seattle 11-18-79
(24-33)

PASS ATTEMPTS

Career

- 3,335 Archie Manning, 1971-75,
77-82 (1,849 completed)
1,633 Bobby Hebert, 1985-89, 91
(953 completed)
1,116 Billy Kilmer, 1967-70
(592 completed)

Season

- 509 Archie Manning, 1980
(309 completed)
478 Bobby Hebert, 1988
(280 completed)
471 Archie Manning, 1978
(291 completed)

Game

- 53 Archie Manning at Green Bay
9-10-78 (33 completed)
52 Archie Manning vs. New
England 12-10-72 (24 completed)
52 Archie Manning vs. San
Francisco 11-23-75
(25 completed)

Opponent/Game

- 59 Steve Grogan at New England
11-12-89 (27 completed)

PASS COMPLETIONS

Career

- 1,849 Archie Manning, 1971-75,
77-82 (3,335 attempts)
953 Bobby Hebert, 1985-89, 91
(1,633 attempts)
592 Billy Kilmer, 1967-70
(1,116 attempts)

Season

- 309 Archie Manning, 1980
(509 attempts)
291 Archie Manning, 1978
(471 attempts)
280 Bobby Hebert, 1988
(478 attempts)

Game

- 33 Archie Manning at Green Bay
9-10-78 (53 attempts)
31 Bobby Hebert vs. San Francisco
10-8-89 (49 attempts)
29 Kenny Stabler vs. Tampa Bay
12-5-82 (43 attempts)

Opponent/Game

- 31 Jim Everett, at Rams 12-9-90
(50 attempts)
29 Jeff Kemp at San Francisco
9-21-86 (44 attempts)
29 Jim Everett, Rams 11-26-89
(51 attempts)

MOST CONSECUTIVE COMPLETIONS

- 15 Archie Manning, 1979
(7th and 8th games)

Opponent

- 18 Don Majkowski at Green Bay
9-17-89

PASSING PERCENTAGE

Career

- 58.4 Bobby Hebert, 1985-89, 91
(1,633 att., 953 comp.)
57.2 Ken Stabler, 1982-84 (500 att.,
326 comp.)
55.4 Archie Manning, 1971-75,
77-82 (3,335 att., 1,849 comp.)

Season

- 62.9 Bobby Hebert, 1989 (353 att.,
222 comp.)
61.9 Ken Stabler, 1982 (189 att.,
117 comp.)
61.8 Archie Manning, 1978
(471 att., 291 comp.)

Game

- 87.0 Bobby Hebert vs. Denver
11-20-88 (20-23)
84.2 Bobby Hebert vs. Dallas
9-10-89 (16-19)
78.6 Archie Manning at Tampa Bay
10-14-79 (11-14)

Opponent/Game

- 90.9 Scott Hunter at Atlanta
10-31-76 (10-11)
90.5 Lynn Dickey, Green Bay
12-13-81 (19-21)





TOUCHDOWN PASSES

Career

- 115 Archie Manning, 1971-75, 77-82
66 Bobby Hebert, 1985-89, 91

Season

- 23 Archie Manning, 1980
20 Billy Kilmer, 1969
20 Bobby Hebert, 1988

Game

- 6 Billy Kilmer at St. Louis 11-2-69
4 Bobby Hebert vs. San Francisco 9-4-88

Opponent/Game

- 6 Charley Johnson at St. Louis 11-2-69

PASSES HAD INTERCEPTED

Career

- 156 Archie Manning, 1971-75, 77-82
62 Billy Kilmer, 1967-70
59 Bobby Hebert, 1985-89, 91

Season

- 21 Archie Manning, 1972
20 Archie Manning, 1979 & 1980

Game

- 5 Archie Manning vs. Atlanta 9-16-73
5 Archie Manning vs. Rams 10-7-79

Opponent/Game

- 5 Randy Wright, Green Bay 9-14-86
5 Scott Campbell at Atlanta 11-1-87

MOST TIMES SACKED

Career

- 337 Archie Manning, 1971-75, 77-82
104 Bobby Hebert, 1985-89, 91
98 Dave Wilson, 1981, 83-88

Season

- 49 Archie Manning, 1975
43 Archie Manning, 1972
41 Archie Manning, 1980

Game

- 9 Dave Wilson at San Francisco 11-13-83
9 Dave Wilson at Los Angeles Rams 11-3-85

Opponent/Game

- 7 Wade Wilson at Minnesota 12-21-86

TOTAL OFFENSE

MOST RUNNING AND PASSING PLAYS

Career

- 3,693 Archie Manning, 1971-75, 77-82 (3,335 passing)
1,743 Bobby Hebert, 1985-89, 91 (1,633 passing)

Season

- 532 Archie Manning, 1980 (509 passing)
515 Bobby Hebert, 1988 (478 passing)
511 Archie Manning, 1972 (448 passing)
509 Archie Manning, 1978 (471 passing)

Game

- 54 Archie Manning at Green Bay 9-10-78
54 Archie Manning vs. New England 12-10-72

Opponent/Game

- 61 Steve Grogan at New England 11-12-89 (59 passing)

MOST TOTAL YARDS (does not include yards lost attempting to pass)

Career

- 23,792 Archie Manning, 1971-75, 77-82 (21,734 passing)
11,700 Bobby Hebert, 1985-89, 91 (11,343 passing)



- 7,789 Billy Kilmer, 1967-70 (7,490 passing)

Season

- 3,882 Archie Manning, 1980 (3,716 passing)
3,618 Archie Manning, 1978 (3,416 passing)
3,355 Archie Manning, 1979 (3,169 passing)

Game

- 381 Archie Manning at San Francisco 12-7-80 (377 passing)
353 Archie Manning at San Francisco 9-23-79 (355 passing)
345 Billy Kilmer at St. Louis 11-2-69 (all passing)
343 Bobby Hebert vs. Raiders 12-16-91 (320 passing)

Opponent/Game

- 452 Jim Everett, Rams 11-26-89 (454 passing)

PUNTING

MOST PUNTS

Career

- 447 Tom Blanchard, 1974-78 (41.3 avg.)
363 Brian Hansen, 1984-88 (42.0 avg.)
279 Russell Erxleben, 1979-83 (40.6 avg.)

Season

- 101 Tom Blanchard, 1976 (39.3 avg.)
92 Tom Blanchard, 1975 (41.0 avg.)
89 Russell Erxleben, 1980 (39.2 avg.)

Game

- 12 Tom Blanchard vs. Minnesota 11-16-75 (42.9 avg.)
11 Steve O'Neal at San Francisco 10-21-73 (41.6 avg.)

- 11 Russell Erxleben vs. Washington 12-26-82 (44.7 avg.)

Opponent/Game

- 10 John James at Atlanta 10-20-74 (42.0 avg.)
10 Dan Pastorini, Houston 10-3-76 (40.2 avg.)
10 Ray Guy at Raiders 10-13-85 (44.9 avg.)

HIGHEST AVERAGE

Career

- 42.33 Tommy Barnhardt, 1987, 1989-91 (222 punts)
42.26 Tom McNeill, 1967-69 (130 punts)
42.0 Brian Hansen, 1984-88 (363 punts)

Season

- 43.8 Brian Hansen, 1984 (69 punts)
43.5 Tommy Barnhardt, 1991 (86 punts)
43.0 Russell Erxleben, 1982 (46 punts)

LONGEST PUNT

- 81 Tom McNeill vs. Dallas 9-28-69

Opponent/Longest Punt

- 87 Dave Finzer at Chicago 10-7-84

PUNT RETURNS

MOST RETURNS

Career

- 104 Jeff Groth, 1981-84 (8.5 avg.)
75 Rich Mauti, 1977-80, 82-83 (8.1 avg.)

Season

- 39 Jeff Groth, 1983 (7.1 avg.)
38 Rich Mauti, 1977 (7.4 avg.)
37 Howard Stevens, 1974 (10.2 avg.)
37 Jeff Groth, 1981 (11.8 avg.)
37 Vince Buck, 1990 (8.2 avg.)

**Game**

- 6 Pete Athas vs. Houston 10-3-76 (161 yards)
- 6 Rod Harris at Detroit 12-3-89 (38 yards)
- 6 Bobby Morse vs. Indianapolis 12-24-89 (28 yards)
- 6 Vince Buck vs. Minnesota 9-22-91 (37 yards)

Opponent/Game

- 10 Mike Nelms, Washington 12-26-82 (106 yards)

MOST YARDS**Career**

- 887 Jeff Groth, 1981-84 (104 returns)
- 657 Mel Gray, 1986-88 (49 returns)
- 610 Rich Mauti, 1977-80, 82-83 (75 returns)

Season

- 436 Jeff Groth, 1981 (37 returns)
- 376 Howard Stevens, 1974 (37 returns)
- 352 Mel Gray, 1987 (24 returns)

Game

- 161 Pete Athas vs. Houston 10-3-76 (6 returns)
- 130 Mel Gray vs. Tampa Bay 12-6-87 (2 returns)

Opponent/Game

- 143 Chuck Latourette, St. Louis 9-29-68 (3 returns)

BEST AVERAGE**Career (min. 25 returns)**

- 13.4 Mel Gray, 1986-88 (49 returns)
- 10.1 Howard Stevens, 1973-74 (54 returns)

Season (min. 10 returns)

- 14.7 Mel Gray, 1987 (24 returns)
- 12.2 Gil Chapman, 1975 (17 returns)
- 12.2 Mel Gray, 1988 (25 returns)

LONGEST RETURN

- 80 Mel Gray vs. Tampa Bay 12-6-87

Opponent/Longest Return

- 88t Mike Fuller, San Diego 10-9-77

PUNTS RETURNED FOR TOUCHDOWNS

- 66 Mel Gray vs. Denver 11-20-88
- 56 Derrick Shepard vs. Washington 9-10-89
- 53 Charlie Brown vs. Pittsburgh 12-15-68

Opponent/Longest Punt Returns for Touchdowns (Total of 13)

- 88 Mike Fuller, San Diego 10-9-77
- 86 Chuck Latourette, St. Louis 9-29-68
- 84 Ron Smith at San Diego 11-18-73

KICKOFF RETURNS**MOST RETURNS****Career**

- 124 Rich Mauti, 1977-80, 82-83 (22.9 avg.)
- 94 Mel Gray, 1986-88 (23.3 avg.)

Season

- 43 Margene Adkins, 1972 (23.7 avg.)
- 41 Jimmy Rogers, 1980 (22.9 avg.)

Game

- 6 Walt Roberts at Baltimore 12-10-67 (123 yds)
- 6 Rich Mauti vs. Atlanta 10-19-80 (137 yds)
- 6 Rich Mauti vs. Philadelphia 9-16-79 (131 yds)
- 6 Jimmy Rogers vs. Philadelphia 11-9-80 (138 yds)
- 6 Jimmy Rogers at San Francisco 12-7-80 (127 yds)
- 6 Jimmy Rogers vs. New England 12-21-80 (118 yds)
- 6 Mel Gray vs. San Francisco 9-4-88 (144 yds)

Opponent/Game

- 7 Dennis Pearson, Atlanta 9-2-79 (122 yards)

MOST YARDS**Career**

- 2,836 Rich Mauti, 1977-80, 82-83 (124 returns)
- 2,192 Mel Gray, 1986-88 (94 returns)

Season

- 1,020 Margene Adkins, 1972 (43 returns)
- 930 Jimmy Rogers, 1980 (41 returns)

Game

- 186 Mel Gray at San Francisco 9-21-86 (3 returns)
- 172 John Gilliam vs. Rams 9-17-67 (4 returns)

Opponent/Game

- 189 Dave Hampton at Green Bay 11-28-71 (5 returns)

BEST AVERAGE**Career (min. 25 returns)**

- 26.3 Walt Roberts, 1967 (28 returns)
- 26.1 John Gilliam, 1967-68, 1977 (31 returns)

Season (min. 10 returns)

- 27.9 Don Shy, 1969 (16 returns)
- 27.9 Mel Gray, 1986 (31 returns)
- 27.8 Bobby Morse, 1989 (10 returns)

LONGEST RETURN

- 101t Mel Gray at San Francisco 9-21-86

Opponent/Longest Return

- 105t Travis Williams at Rams 12-5-71

KICKOFFS RETURNED FOR TOUCHDOWNS

- 101 Mel Gray at San Francisco 9-21-86
- 99 Bobby Morse at Detroit 12-3-89



- 94 John Gilliam vs. Rams 9-17-67
- 92 Clarence Chapman at San Francisco 11-27-77
- 91 Walt Roberts vs. Philadelphia 11-5-67

Opponent/Kickoffs Returned for Touchdowns

- 105 Travis Williams at Rams 12-5-71
- 98 Dexter Carter at San Francisco 12-1-91
- 95 Nate Lewis at San Diego 11-17-91
- 94 Cliff Austin at Atlanta 10-20-85
- 93 Steve Odom, Green Bay 10-12-75
- 90 Dave Hampton at Green Bay 11-28-71

INTERCEPTIONS**MOST INTERCEPTIONS****Career**

- 37 Dave Waymer, 1980-89 (395 yards)
- 36 Tommy Myers, 1972-81 (621 yards)

Season

- 10 Dave Whitsell, 1967 (178 yards)
- 9 Dave Waymer, 1986 (48 yards)

Game

- 3 Tommy Myers vs. Minnesota 9-3-78 (151 yards)
- 3 Dave Waymer vs. Philadelphia 10-6-85 (28 yards)
- 3 Reggie Sutton at Chicago 10-18-87 (42 yards)
- 3 Gene Atkins at Phoenix 12-22-91 (198 yards)

Opponent/Game

- 3 Pat Thomas, Rams 10-7-79 (5 yards)
- 3 Leonard Coleman at Indianapolis 10-12-86 (31 yards)



MOST YARDS RETURNED

Career

- 621 Tommy Myers, 1972-81
(36 returns)
395 Dave Waymer, 1980-89
(37 returns)

Season

- 198 Gene Atkins, 1991 (5 returns)
178 Dave Whitsell, 1967 (10 returns)
167 Tommy Myers, 1978 (6 returns)

Game

- 151 Tommy Myers vs. Minnesota
9-3-78 (3 returns)
99 Gene Atkins at Phoenix
12-22-91 (3 returns)
94 Bo Burris vs. Minnesota
10-13-68 (1 return)

Opponent/Game

- 93 Ross Fichtner, Cleveland
10-1-67 (2 returns)

MOST RETURNS FOR TOUCHDOWNS

Career

- 3 Brett Maxie, 1985-91
3 Jim Merlo, 1973-79
2 Dave Whitsell, 1967-69
2 Tommy Myers, 1972-81
2 Johnnie Poe, 1981-87
2 Dennis Winston, 1982-85

Season

- 2 Dave Whitsell, 1967
2 Jim Merlo, 1976
2 Dennis Winston, 1984

LONGEST RETURNS

- 97t Tommy Myers vs. Minnesota
9-3-78
94t Bo Burris vs. Minnesota 10-13-68

Opponent/Longest Returns

- 88 Ross Fichtner, Cleveland 10-1-67#

78t Jesse Solomon at Minnesota
12-4-88

#Lateral from Erich Barnes

QUARTERBACK SACKS

MOST SACKS

Career

- 97 Rickey Jackson, 1981-91
66 Pat Swilling, 1986-91

Season

- 17 Pat Swilling, 1991 (139 yards)
16.5 Pat Swilling, 1989 (164 yards)
12 Elois Grooms, 1979
(107 yards)
12 Don Reese, 1979 (90 yards)
12 Rickey Jackson, 1984 (95 yards)

Most Sacks by a Rookie, Season

- 9 Renaldo Turnbull, 1990
8 Rickey Jackson, 1981

Game

- 4 Rickey Jackson at Atlanta
12-14-86 (33 yards)
4 Rickey Jackson at Detroit
9-18-88 (34 yards)
4 Pat Swilling vs. Tampa Bay
11-11-90 (26 yards)

Opponent/Game

- 6 Fred Dean at San Francisco
11-13-83 (41 yards)

FUMBLES

MOST OPPONENTS' RECOVERED

Career

- 20 Rickey Jackson, 1981-91
14 Dave Waymer, 1980-89
12 Sam Mills, 1986-91

Season

- 7 Rickey Jackson, 1990
5 Joe Federspiel, 1975
5 Maurice Spencer, 1976
5 Jack Del Rio, 1985
5 James Geathers, 1989



Game

- 3 Maurice Spencer vs. Atlanta
10-10-76

LONGEST FUMBLE RETURN

- 52t Bob Pollard at Chicago 10-2-77

Opponent/Longest Fumble Return

- 96t C.L. Whittington, Houston
10-3-76

MOST TIMES FUMBLED

Career

- 57 Archie Manning, 1971-75, 77-82

Season

- 11 George Rogers, 1981 (6 lost)

Game

- 3 Billy Kilmer at St. Louis 12-3-67
3 Billy Kilmer vs. Cleveland
10-12-69
3 Howard Stevens at Dallas
9-24-73
3 Hokie Gajan vs. Tampa Bay
9-22-85 (2 lost)
3 Rueben Mayes vs. San Francisco
10-25-87 (2 lost)
3 Rueben Mayes at Pittsburgh
11-29-87 (2 lost)

SAINTS LONGEST PLAYS - 1991

RUN FROM SCRIMMAGE — 65t, Dalton Hilliard, at Atlanta 9-29
Opponent — 33, Marion Butts, at San Diego, 11-17

PASS PLAY — 65t, Bobby Hebert to Floyd Turner at Chicago 10-27
Opponent — 80t, Chris Miller to Michael Haynes, Atlanta 11-24

PUNT RETURN — 52, Vince Buck vs. Tampa Bay 10-20
Opponent — 40, Rod Harris at Philadelphia 10-13

KICKOFF RETURN — 34, Quinn Early vs. Seattle 9/1
Opponent — 98t, Dexter Carter at San Francisco 12/1

INTERCEPTION RETURN — 79, Gene Atkins at Phoenix 12/22
Opponent — 59t, Jerry Gray, Rams 9-15

PUNT — 61, Tommy Barnhardt at Kansas City 9-8
Opponent — 64, Maury Buford, Chicago 10-27

FIELD GOAL — 60, Morten Andersen vs. Chicago 10-27
Opponent — 50, Norm Johnson, Atlanta 11-24; Ken Willis at Dallas 12-8



SAINTS TEAM RECORDS

*Records set as a result of the (1982) nine-game season

SCORING MOST POINTS

Season

422 1987
386 1989
370 1979

Opponent/Season

487 1980

Game

51 Saints 51 at St. Louis 42, 11-2-69
51 Saints 51 at Seattle 27, 11-21-76

Opponent/Game

62 Atlanta 62 at Saints 7, 9-16-73

Half

42 at Tampa Bay 10-14-79 (2nd)

Opponent/Half

38 Atlanta 9-16-73 (2nd)

Quarter

28 at Seattle 11-21-76 (3rd)
28 vs. Oakland 12-3-79 (2nd)

Opponent/Quarter

28 at Philadelphia 11-19-67 (2nd)
28 at Chicago 10-10-71 (2nd)
28 vs. Rams 10-7-79 (2nd)

FEWEST POINTS

Season

129 1982*
163 1973
165 1975
166 1974

Opponent/Season

160 1982*
211 1991 (16 game season)

Game

0 10 times (last time at New England 12-4-83)

Opponent/Game

10 times (last time vs. Raiders 12-16-91)

MOST TOUCHDOWNS

Season

46 1979, 1987, 1989

Opponent/Season

60 1980

Game

7 at St. Louis 11-2-69
6 at Seattle 11-21-76
6 at Chicago 10-2-77
6 at Tampa Bay 10-14-79
6 vs. Denver 11-20-88

Opponent/Game

8 Atlanta, 9-16-73

FEWEST TOUCHDOWNS

Season

16 1973, 1982*
17 1970

Opponent/Season

19 1982*
23 1991

MOST GAMES WITHOUT YIELDING A TOUCHDOWN

5 1991 (2 Shutouts)

MOST TOUCHDOWNS RUSHING

Season

28 1979
20 1983, 1987

Opponent/Season

28 1980

Game

5 at Tampa Bay 10-14-79

Opponent/Game

5 at St. Louis 10-23-77



FEWEST TOUCHDOWNS RUSHING Season

4 1970, 1985
5 1972, 1973

Opponent/Season

6 1987, 1991
7 1988

MOST TOUCHDOWNS PASSING

Season

26 1980
23 1987, 1989

Opponent/Season

32 1969
31 1980

Game

6 at St. Louis 11-2-69

Opponent/Game

6 at St. Louis 11-2-69

FEWEST TOUCHDOWNS PASSING Season

8 1975, 1976, 1981, 1982*

Opponent/Season

11 1982*
12 1991

MOST FIELD GOALS

Season

33 1987 (42 attempts)
31 1985 (35 attempts)

Opponent/Season

31 1972 (34 attempts)

Game

5 at Green Bay (Milw.) 11-28-71
5 vs. Los Angeles Rams 12-1-85 (5 attempts)
5 vs. San Francisco 10-25-87 (7 attempts)

Opponent/Game

6 Bobby Howfield at Jets 12-3-72 (7 attempts)
6 Ray Wersching, San Francisco 10-16-83 (6 attempts)

MOST POINTS AFTER TOUCHDOWN

Season

44 1979 (46 attempts)
44 1989 (46 attempts)
43 1987 (46 attempts)

Opponent/Season

56 1980 (60 attempts)

Game

6 at St. Louis 11-2-69 (7 attempts)
6 at Seattle 11-21-76 (6 attempts)
6 at Chicago 10-2-77 (6 attempts)
6 at Tampa Bay 10-14-79 (6 atts.)
6 vs. Denver 11-20-88 (6 attempts)

Opponent/Game

8 Atlanta, 9-16-73 (8 attempts)

FEWEST POINTS AFTER TOUCHDOWN

Season

15 1982* (16 attempts)
16 1970 (17 attempts)
16 1973 (16 attempts)

Opponent/Season

19 1982* (19 attempts)
22 1991 (23 attempts)

GREATEST MARGIN OF VICTORY

42 Denver 0 at Saints 42, 11-20-88

GREATEST MARGIN OF DEFEAT

55 Atlanta 62 at Saints 7, 9-16-73

MOST CONSECUTIVE GAMES SCORING

129 Current, beginning game 15, 1983

LONGEST WINNING STREAK

9 1987 (games 7-15)

LONGEST LOSING STREAK

14 First 14 games of 1980



FIRST DOWNS MOST FIRST DOWNS

Season	
315	1979
305	1988
304	1987, 1989
Opponent/Season	
360	1980
Game	
32	vs. Atlanta 1-2-83
30	at St. Louis 10-11-87
Opponent/Game	
35	Atlanta 9-2-79

FEWEST FIRST DOWNS

Season	
173	1982*
183	1970
Opponent/Season	
150	1982*
215	1991
Game	
2	at San Francisco 10-21-73
3	vs. St. Louis 10-5-80
Opponent/Game	
6	vs. Rams, 9-15-91
6	vs. Minnesota 9-22-91
6	vs. Raiders 12-16-91

MOST FIRST DOWNS RUSHING

Season	
160	1979
135	1983
131	1984
Opponent/Season	
178	1980
Game	
19	at Seattle 11-21-76
Opponent/Game	
23	St. Louis 10-4-80

FEWEST FIRST DOWNS RUSHING

Season	
67	1967
79	1982*
80	1968
Opponent/Season	
58	1982*
63	1991
Game	
0	at Philadelphia 10-26-69
0	vs. St. Louis 10-5-80
Opponent/Game	
0	vs. New England 11-30-86
0	at Detroit 9-18-88

MOST FIRST DOWNS PASSING

Season	
183	1980
178	1988
167	1989
Opponent/Season	
198	1989
197	1986
Game	
18	vs. Tampa Bay 12-5-82
Opponent/Game	
22	at San Francisco 11-13-83

FEWEST FIRST DOWNS PASSING

Season	
76	1982*
82	1975
Opponent/Season	
81	1982*
103	1977
Game	
0	at San Francisco 10-21-73
Opponent/Game	
0	at St. Louis 10-11-87



MOST FIRST DOWNS BY PENALTY

Season	
31	1969, 1971
30	1984
Opponent/Season	
34	1987
Game	
7	at Jets 10-26-86
7	at Tampa Bay 9-24-89
Opponent/Game	
6	San Francisco, 10-25-87
6	at New England 11-12-89

NET YARDS

MOST YARDS GAINED

Season	
5,627	1979 (2,476 rushing, 3,151 passing)
5,328	1989 (1,948 rushing, 3,380 passing)
5,131	1988 (2,046 rushing, 3,085 passing)
Opponent/Season	
6,218	1980 (3,106 rushing, 3,112 passing)
Game	
526	vs. Miami 12-7-86 (257 rushing, 269 passing)
519	at San Francisco 12-7-80 (143 rushing, 376 passing)
512	vs. Atlanta 9-2-79 (188 rushing, 324 passing)
512	at San Francisco 9-23-79 (174 rushing, 338 passing)
Opponent/Game	
552	Atlanta 9-2-79 (257 rushing, 295 passing)

FEWEST YARDS GAINED

Season	
2,655	1982* (1,257 rushing, 1,398 passing)
3,189	1975 (1,642 rushing, 1,547 passing)

Opponent/Season

2,607	1982* (974 rushing, 1,633 passing)
3,795	1974 (1,758 rushing, 2,039 passing)
3,933	1991 (1,213 rushing, 2,720 passing)
Game	
60	vs. Minnesota 11-16-75 (67 rushing, -7 passing)
80	vs. St. Louis 10-5-80 (15 rushing, 65 passing)
82	at San Francisco 10-21-73 (97 rushing, -15 passing)

Opponent/Game

117	vs. Raiders 12-16-91 (71 rushing, 46 passing)
120	vs. Rams 9-15-91 (77 rushing, 43 passing)

HIGHEST AVERAGE PER OFFENSIVE PLAY

Season	
5.7	1979 (995-5,627)
Opponent/Season	
5.6	1980 (1,101-6,218)
Game	
8.1	vs. Atlanta 9-2-79 (512 yards)
Opponent/Game	
8.1	at St. Louis 11-2-69 (473 yards)

RUSHING MOST YARDS

Season	
2,476	1979 (551 carries)
2,461	1983 (595 carries)
2,286	1981 (546 carries)
Opponent/Season	
3,106	1980 (630 carries)
Game	
307	at Rams 11-8-81 (52 carries)
299	at Kansas City 9-26-76 (44 carries)
276	at Rams 12-16-79 (54 carries)
272	vs. St. Louis 9-4-83 (40 carries)

**Opponent/Game**

340 Rams 11-25-73 (55 carries)

FEWEST YARDS**Season**

1,193 1967 (334 carries)

1,215 1970 (371 carries)

1,230 1972 (336 carries)

Opponent/Season

974 1982* (255 carries)

1,326 1989 (373 carries)

Game7 vs. San Francisco 10-1-72
(16 carries)

15 vs. St. Louis 10-5-80 (9 carries)

Opponent/Game2 New England 11-30-86
(18 carries)

14 Giants 11-27-88 (17 carries)

MOST ATTEMPTS**Season**

595 1983 (2,461 yards)

569 1987 (2,190 yards)

546 1981 (2,286 yards)

Opponent/Season

630 1980 (3,106 yards)

623 1977 (2,729 yards)

Game

55 at Atlanta 10-20-74 (232 yards)

55 at San Francisco 10-15-78
(175 yards)**Opponent/Game**

62 St. Louis 10-5-80 (330 yards)

FEWEST ATTEMPTS**Season**

331 1982* (1,257 yards)

334 1967 (1,193 yards)

336 1972 (1,230 yards)

Opponent/Season

255 1982* (974 yards)

334 1991 (1,213 yards)

Game

9 vs. St. Louis 10-5-80 (15 yards)

Opponent/Game

10 Dallas 9-10-89 (20 yards)

HIGHEST AVERAGE PER RUSH**Season**

4.5 1979 (551-2,476)

Opponent/Season

4.9 1980 (630-3,106)

Game

7.1 vs. Miami 12-7-86 (36-257)

Opponent/Game

7.5 at Rams 12-5-71 (39-293)

LOWEST AVERAGE PER RUSH**Season**

3.3 1970 (371-1,215)

Opponent/Season

3.2 1986 (486-1,559)

Game

0.4 vs. San Francisco 10-1-72 (16-7)

Opponent/Game

0.1 New England 11-30-86 (18-2)

PASSING**MOST NET YARDS****Season**

3,648 1980

3,380 1989

Opponent/Season

3,860 1989

Game

376 at San Francisco 12-7-80

345 at St. Louis 11-2-69

340 at Pittsburgh 11-5-78

Opponent/Game

415 Rams 11-26-89

FEWEST NET YARDS**Season**

1,398 1982*

1,547 1975

1,573 1977

Opponent/Season

1,633 1982*

1,900 1977

Game

-15 at San Francisco 10-21-73

-7 vs. Minnesota 11-16-75

0 at San Francisco 10-17-76

Opponent/Game

4 at St. Louis 10-11-87

16 at New England 12-4-83

MOST ATTEMPTS**Season**

566 1980 (334 completed)

508 1985 (260 completed)

506 1991 (292 completed)

Opponent/Season

577 1989 (320 completed)

575 1986 (330 completed)

Game53 at Green Bay 9-10-78
(33 completed)52 vs. New England 12-10-72
(24 completed)52 vs. San Francisco 11-23-75
(25 completed)**Opponent/Game**59 at New England 11-12-89
(27 completed)**FEWEST ATTEMPTS****Season**

248 1982* (137 completed)

321 1977 (166 completed)

Opponent/Season

245 1982* (149 completed)

333 1971 (175 completed)

Game4 at San Francisco 10-15-78
(2 completed)**Opponent/Game**10 at New England 12-4-83
(3 completed)

10 at St. Louis 10-11-87

(3 completed)

MOST COMPLETIONS**Season**

334 1980 (566 attempts)

294 1978 (479 attempts)

292 1991 (506 attempts)

Opponent/Season

330 1986 (575 attempts)

Game33 vs. Green Bay 9-10-78
(53 attempts)**Opponent/Game**

31 at Rams 12-9-90 (50 attempts)

30 vs. Seattle 9-1-91 (41 attempts)

FEWEST COMPLETIONS**Season**

137 1982* (248 attempts)

163 1973 (338 attempts)

166 1977 (321 attempts)

Opponent/Season

149 1982* (245 attempts)

153 1968 (366 attempts)

154 1977 (290 attempts)

Game2 at San Francisco 10-15-78
(4 attempts)**Opponent/Game**3 at New England 12-4-83
(10 attempts)3 at St. Louis 10-11-87
(10 attempts)**BEST COMPLETION PERCENTAGE****Season**

61.6 1989 (284-461)

61.4 1978 (294-479)

Opponent/Season

60.9 1981 (287-471)

60.8 1982 (149-245)



**Game**

87.0 vs. Denver 11-20-88 (20-23)

84.2 vs. Dallas 9-10-89 (16-19)

Opponent/Game

90.5 Green Bay 12-13-81 (19-21)

**LOWEST COMPLETION
PERCENTAGE****Season**

46.2 1975 (181-392)

47.0 1971 (182-387)

Opponent/Season

41.8 1968 (153-366)

Game

23.5 vs. Rams 9-13-81 (4-17)

26.9 at Chicago 10-7-84 (7-26)

27.0 at Minnesota 12-4-88 (10-37)

27.3 at Dallas 12-19-82 (6-22)

Opponent/Game

22.7 Chicago 10-27-91 (5-22)

MOST PASSES HAD INTERCEPTED**Season**

29 1968

28 1984

Opponent/Season

31 1987

29 1991

Game

6 vs. Atlanta 9-16-73

5 vs. Rams 10-7-79

Opponent/Game

7 Green Bay 9-14-86

**FEWEST PASSES HAD
INTERCEPTED****Season**

12 1987

14 1971, 1976, 1982*

Opponent/Season

8 1990

9 1982*

10 1977

**INTERCEPTIONS
MOST INTERCEPTIONS****Season**

31 1987

29 1991

Opponent/Season

29 1968

Game

7 vs. Green Bay 9-14-86

5 at Atlanta 11-1-87

5 vs. Giants 11-22-87

5 at Philadelphia 10-13-91

5 at Phoenix 12-22-91

Opponent/Game

6 Atlanta 9-16-73

FEWEST INTERCEPTIONS**Season**

8 1990

9 1982*

10 1977

Opponent/Season

12 1987

MOST RETURN YARDAGE**Season**

482 1991 (29 returns)

412 1983 (23 returns)

Opponent/Season

479 1981 (27 returns)

Game

176 vs. Minnesota 9-3-78 (4 returns)

126 vs. Minnesota 10-13-68 (2 returns)

Opponent/Game

136 at Minnesota 12-4-88 (2 returns)

FEWEST RETURN YARDAGE**Season**

73 1969 (12 returns)

83 1977 (10 returns)

Opponent/Season

79 1982* (14 returns)

140 1976 (14 returns)

**MOST RETURNS FOR
TOUCHDOWNS****Season**

3 1976, 1983, 1984

Opponent/Season

5 1983

4 1977

Game

1 26 times

Opponent/Game

3 Tampa Bay 12-11-77

2 at Green Bay 12-2-73

2 Rams 12-18-83

2 at Minnesota 12-4-88

**FUMBLES
MOST FUMBLES****Season**

40 1981 (20 lost)

36 1983 (22 lost)

Opponent/Season

43 1975 (22 lost)

Game

7 at Rams 11-8-81 (2 lost)

7 vs. New England 11-30-86 (5 lost)

Opponent/Game

7 Cleveland 12-12-71 (5 lost)

7 at Rams 12-16-79 (4 lost)

7 at Jets 10-26-86 (2 lost)

FEWEST FUMBLES**Season**

17 1982* (10 lost)

19 1968 (11 lost)

20 1977 (11 lost)

Opponent/Season

20 1969 (10 lost)

MOST FUMBLES LOST**Season**

22 1983 (36 fumbles)

20 1981 (40 fumbles)

**Opponent/Season**

27 1976 (37 fumbles)

Game

5 vs. New England 11-30-86

(7 fumbles)

Opponent/Game

5 Dallas 11-3-68

5 Cleveland 12-12-71

5 at Atlanta 11-25-79

FEWEST FUMBLES LOST**Season**

10 1982* (17 fumbles)

11 1968, 1971, 1974, 1977

Opponent/Season

10 1967, 1969, 1984

TURNOVERS**MOST TURNOVERS****Season**

47 1981 & 1983

41 1984

Opponent/Season

49 1987

45 1971

Game

8 vs. Atlanta 9-16-73

8 vs. Detroit 10-28-90

Opponent/Game

7 Dallas 11-3-68

7 Cleveland 12-12-71

7 Green Bay 9-14-86

7 Giants 11-22-87

7 at Phoenix 12-22-91

FEWEST TURNOVERS**Season**

24 1982*

25 1971

Opponent/Season

22 1969 & 1982*

23 1984



QUARTERBACK SACKS MOST SACKS

Season

- 56 1983 (437 yards)
55 1984 (420 yards)

Opponent/Season

- 58 1985 (461 yards)

Game

- 9 vs. Rams 12-1-85 (69 yards)
8 vs. Chicago 9-18-83 (73 yards)

Opponent/Game

- 9 Rams 10-24-76 (78 yards)
9 at San Francisco 11-13-83 (77 yards)
9 at Rams 11-3-85 (63 yards)

FEWEST SACKS

Season

- 17 1970 (136 yards)
23 1967 (199 yards)

Opponent/Season

- 17 1979 (140 yards)
19 1991 (160 yards)
20 1990 (131 yards)

MOST YARDS ON SACKS

Season

- 437 1983 (56 sacks)
420 1984 (55 sacks)

Opponent/Season

- 461 1985 (58 sacks)

Game

- 73 vs. Chicago 9-18-83 (8 sacks)

Opponent/Game

- 81 vs. San Diego 10-9-77 (8 sacks)

PUNTING MOST PUNTS

Season

- 101 1976 (39.3 avg.)
92 1975 (41.0 avg.)
91 1974 (41.8 avg.)

Opponent/Season

- 88 1991 (42.3 avg.)
87 1976 (39.9 avg.)

Game

- 12 vs. Minnesota 11-16-75
11 at San Francisco 10-21-73
11 vs. Washington 12-26-82

Opponent/Game

- 10 at Atlanta 10-20-74
10 Houston 10-3-76
10 at Raiders 10-13-85

FEWEST PUNTS

Season

- 46 1982* (43.0 avg.)
49 1969 (41.4 avg.)

Opponent/Season

- 50 1971 (41.2 avg.)

Game

- 0 vs. Atlanta 1-2-83
1 7 different times

Opponent/Game

- 0 at San Francisco 11-14-72
0 at Giants 10-8-67
1 14 different times

BEST AVERAGE

Season

- 43.1 1984 (70 punts)
43.0 1991 (87 punts)
42.9 1967 (74 punts)

Opponent/Season

- 44.5 1973 (63 punts)

LOWEST AVERAGE

Season

- 37.6 1968 (75 punts)
39.0 1989 (71 punts)

Opponent/Season

- 37.5 1987 (73 punts)



PUNT RETURNS MOST RETURNS

Season

- 53 1989 (428 yards)
47 1986 (377 yards)

Opponent/Season

- 65 1976 (739 yards)

Game

- 7 vs. New England 11-30-86 (66 yards)
7 at Detroit 12-3-89 (48 yards)

Opponent/Game

- 10 Washington 12-26-82 (106 yards)

FEWEST RETURNS

Season

- 16 1971 (100 yards)
16 1972 (43 yards)

Opponent/Season

- 27 1969 (176 yards)

MOST YARDS RETURNED

Season

- 468 1987 (41 returns)
428 1989 (53 returns)

Opponent/Season

- 906 1974 (59 returns)

Game

- 161 vs. Houston 10-3-76 (6 returns)

Opponent/Game

- 143 St. Louis 9-29-68 (3 returns)

BEST AVERAGE

Season

- 11.8 1988 (35 returns)
11.4 1987 (41 returns)

Opponent/Season

- 15.4 1974 (59 returns)

LOWEST AVERAGE

Season

- 2.7 1972 (16 returns)
3.4 1967 (23 returns)

Opponent/Season

- 5.8 1971 (43 returns)

KICKOFF RETURNS MOST RETURNS

Season

- 88 1980 (22.5 avg.)
72 1967 (24.2 avg.)
72 1984 (20.3 avg.)

Opponent/Season

- 76 1979 (20.0 avg.)

Game

- 9 at Philadelphia 11-19-67 (231 yards)
9 vs. San Francisco 10-1-72 (201 yards)

Opponent/Game

- 8 Washington 9-22-68 (140 yards)
8 Atlanta 9-2-79 (127 yards)

FEWEST RETURNS

Season

- 26 1982* (22.2 avg.)
47 1973 (20.1 avg.)

Opponent/Season

- 20 1982* (19.4 avg.)
33 1973 (21.9 avg.)

MOST YARDS RETURNED

Season

- 1,983 1980 (22.5 avg.)
1,739 1967 (24.2 avg.)

Opponent/Season

- 1,523 1979 (20.0 avg.)

Game

- 233 at San Francisco 9-21-86 (5 returns)
231 at Philadelphia 11-19-67 (9 returns)

Opponent/Game

- 190 at San Francisco 10-22-67 (4 returns)

**BEST AVERAGE**

Season	
24.2	1967 (72 returns)
24.2	1986 (55 returns)
Opponent/Season	
25.5	1975 (42 returns)

LOWEST AVERAGE

Season	
17.6	1991 (50 returns)
Opponent/Season	
16.2	1990 (36 returns)

PENALTIES**MOST PENALTIES**

Season	
112	1978 (1,044 yards)
109	1981 (899 yards)
109	1986 (855 yards)
108	1987 (994 yards)
108	1990 (829 yards)
Opponent/Season	
119	1984 (1,025 yards)
Game	
14	vs. Minnesota 9-3-78 (132 yards)
14	vs. St. Louis 9-4-83 (101 yards)
14	vs. Philadelphia 10-6-85 (107 yards)
Opponent/Game	
14	at Rams 12-5-71 (119 yards)
14	Atlanta 9-2-84 (143 yards)

TURF VS. GRASS, 1992

The Saints will play 14 of their 20 preseason and regular season games this year on artificial turf. Ten of those games are in the Superdome. Other artificial surfaces are at Atlanta, Detroit, N.Y. Jets, Philadelphia.

New Orleans will play on grass surfaces at Chicago, Baltimore (vs. Miami), Rams, New England, Phoenix and San Francisco.

FEWEST PENALTIES

Season	
58	1973 (516 yards)
Opponent/Season	
50	1982* (454 yards)
53	1972 (711 yards)
Game	
0	vs. Seattle 11-10-85
Opponent/Game	
0	at Washington 9-21-75
0	at San Francisco 12-11-88
0	at San Francisco 12-23-90

MOST PENALTY YARDS

Season	
1,044	1978 (112 penalties)
1,029	1970 (91 penalties)
994	1987 (108 penalties)
Opponent/Season	
1,079	1981 (117 penalties)
Game	
142	at Giants 10-6-68 (12 penalties)
Opponent/Game	
143	Atlanta 9-2-84 (14 penalties)

FEWEST PENALTY YARDS

Season	
514	1982* (64 penalties)
516	1973 (58 penalties)
Opponent/Season	
454	1982* (50 penalties)
628	1988 (77 penalties)

TWO-TEAM RECORDS

**SCORING
MOST POINTS**

93	New Orleans 51 at St. Louis 42, 11-2-69
----	---

FEWEST POINTS

6	Rams 0 at New Orleans 6, 11-9-86
---	----------------------------------

MOST TOUCHDOWNS

13	New Orleans 7 at St. Louis 6, 11-2-69
----	---------------------------------------

FEWEST TOUCHDOWNS

0	Rams at New Orleans, 11-9-86
---	------------------------------

FIRST DOWNS**MOST FIRST DOWNS**

58	Atlanta 35 at New Orleans 23, 9-2-79
----	--------------------------------------

FEWEST FIRST DOWNS

20	Minnesota 8 at New Orleans 12, 9-12-70
----	--

NET YARDS**MOST YARDS GAINED**

1,064	Atlanta 552 at New Orleans 512, 9-2-79
-------	--

FEWEST YARDS GAINED

366	New Orleans 162 at Philadelphia 204, 10-13-91
-----	---

RUSHING**MOST RUSHES**

86	New Orleans 39 at Atlanta 47, 12-16-73
----	--

MOST YARDS

490	Rams 340 at New Orleans 150, 11-25-73
-----	---------------------------------------

FEWEST YARDS

89	Seattle 46 at New Orleans 43, 9-1-91
----	--------------------------------------

MOST TOUCHDOWNS RUSHING

7	New Orleans 4, at Seattle 3, 11-21-76
---	---------------------------------------

PASSING**MOST YARDS**

719	New Orleans 374 at St. Louis 345, 11-2-69
-----	---

FEWEST YARDS

77	San Francisco 44 at New Orleans 33, 11-13-77
----	--

80	New Orleans 19 at San Francisco 61, 11-27-77
----	--

MOST PASSES ATTEMPTED

83	Kansas City 35 at New Orleans 48, 9-8-85
----	--

83	New Orleans 42 at San Francisco 41, 12-1-91
----	---

MOST PASSES COMPLETED

52	San Francisco 21 at New Orleans 31, 10-8-89
----	---

52	New Orleans 25 at San Francisco 27, 12-1-91
----	---

MOST TOUCHDOWNS PASSING

12	New Orleans 6 at St. Louis 6, 11-2-69
----	---------------------------------------

MOST PASSES HAD INTERCEPTED

9	Green Bay 7 at New Orleans 2, 9-14-86
---	---------------------------------------

PENALTIES**MOST PENALTIES**

23	Atlanta 14 at New Orleans 9, 9-2-84
----	-------------------------------------

FEWEST PENALTIES

2	New Orleans 2 at San Francisco 0, 12-11-88
---	--

MOST YARDS PENALIZED

218	Atlanta 143 at New Orleans 75, 9-2-84
-----	---------------------------------------

FEWEST YARDS PENALIZED

11	New Orleans 11 at San Francisco 0, 12-11-88
----	---

FUMBLES**MOST FUMBLES**

10	Cleveland 7 at New Orleans 3, 12-12-71
----	--

MOST FUMBLES LOST

8	Cleveland 5 at New Orleans 3, 12-12-71
---	--

TURNOVERS**MOST TURNOVERS**

11	Dallas 7 at New Orleans 4, 11-3-68
----	------------------------------------

11	Chicago 5 at New Orleans 6, 9-18-83
----	-------------------------------------

QUARTERBACK SACKS**MOST SACKS**

14	Chicago 6 at New Orleans 8, 9-18-83
----	-------------------------------------





NFL 1991 STANDINGS

NFC

EASTERN DIVISION

	W	L	T	Pct.	Pts.	OP
Washington	14	2	0	.875	485	224
Dallas	11	5	0	.688	342	310
Philadelphia	10	6	0	.625	285	244
N.Y. Giants	8	8	0	.500	281	297
Phoenix	4	12	0	.250	196	344

CENTRAL DIVISION

	W	L	T	Pct.	Pts.	OP
Detroit	12	4	0	.750	339	295
Chicago	11	5	0	.688	299	269
Minnesota	8	8	0	.500	301	306
Green Bay	4	12	0	.250	273	313
Tampa Bay	3	13	0	.188	199	365

WESTERN DIVISION

	W	L	T	Pct.	Pts.	OP
New Orleans	11	5	0	.688	341	211
Atlanta	10	6	0	.625	361	338
San Francisco	10	6	0	.625	393	239
L.A. Rams	3	13	0	.188	234	390

AFC

EASTERN DIVISION

	W	L	T	Pct.	Pts.	OP
Buffalo	13	3	0	.813	458	318
N.Y. Jets	8	8	0	.500	314	293
Miami	8	8	0	.500	343	349
New England	6	10	0	.375	211	305
Indianapolis	1	15	0	.063	143	381

CENTRAL DIVISION

	W	L	T	Pct.	Pts.	OP
Houston	11	5	0	.688	386	251
Pittsburgh	7	9	0	.438	292	344
Cleveland	6	10	0	.375	293	298
Cincinnati	3	13	0	.188	263	435

WESTERN DIVISION

	W	L	T	Pct.	Pts.	OP
Denver	12	4	0	.750	304	235
Kansas City	10	6	0	.625	322	252
L.A. Raiders	9	7	0	.563	298	297
Seattle	7	9	0	.438	276	261
San Diego	4	12	0	.250	274	342

1991 POSTSEASON GAMES

(Home Team in CAPS)

FIRST-ROUND GAMES

Atlanta 27, NEW ORLEANS 20 (68,794)
Dallas 17, CHICAGO 13 (62,594)

KANSAS CITY 10, L.A. Raiders 6 (75,827)
HOUSTON 17, N.Y. Jets 10 (61,485)

DIVISIONAL PLAYOFFS

WASHINGTON, 24, Atlanta 7 (55,181)
DETROIT 38, Dallas 6 (79,835)

DENVER 26, Houston 24 (75,301)
BUFFALO 37, Kansas City 14 (80,182)

CONFERENCE CHAMPIONSHIPS

WASHINGTON 41, Detroit 10 (55,585)

BUFFALO 10, Denver 7 (82,272)

SUPER BOWL XXVI at Hubert H. Humphrey Metrodome, Minneapolis

Washington 37, Buffalo 24 (63,130)

AFC-NFC PRO BOWL at Honolulu, Hawaii

NFC 21, AFC 15 (50,209)



NFL PLAYOFF TIEBREAKERS

DIVISION TIEBREAKER

Two Clubs

1. Head-to-Head (best won-lost-tied percentage in games between the clubs).
2. Best won-lost-tied percentage in games played within the division.
3. Best won-lost-tied percentage in games played within the conference.
4. Best won-lost-tied percentage in common games, if applicable.
5. Best net points in division games.
6. Best net points in all games.
7. Strength of schedule.
8. Best net touchdowns in all games.
9. Coin toss.

Three or More Clubs

(Note: If one team wins a multiple-team tiebreaker to advance to playoff round, the remaining teams revert to step 1 of applicable two-club format).

1. Head-to-Head (best won-lost-tied percentage in games among the clubs).
2. Best won-lost-tied percentage in games played within the division.
3. Best won-lost-tied percentage in games played within the conference.
4. Best won-lost-tied percentage in common games.
5. Best net points in division games.
6. Best net points in all games.
7. Strength of schedule.
8. Best net touchdowns in all games.
9. Coin toss.

WILDCARD TIES

1. If all tied clubs are from the same division, apply division tiebreaker.
2. If the tied clubs are from different divisions, apply the following steps.

Two Clubs

1. Head-to-Head, if applicable.
2. Best won-lost-tied percentage played within the conference.
3. Best won-lost-tied percentage in common games, minimum of four.
4. Best average net points in conference games.
5. Best net points in all games.
6. Strength of schedule.
7. Best net touchdowns in all games.
8. Coin toss.

Three or More Clubs

(Note: If one team wins a multiple-team tiebreaker to advance to playoff round, the remaining teams revert to step 1 of applicable two-club format).

1. Head-to-Head sweep (applicable only if one club has defeated each of the others or one club has lost to each of the others).
2. Best won-lost-tied percentage in games played within the conference.
3. Best won-lost-tied percentage in common games, minimum of four.
4. Best average net points in conference games.
5. Best net points in all games.
6. Strength of schedule.
7. Best net touchdowns in all games.
8. Coin toss.



1992 PLAYING RULE CHANGES

1. Makes it illegal on a running play for an offensive player who is lined up in the backfield at the snap to deliberately block (chop) a defensive player in the thigh or lower if the defensive player is engaged by an offensive player who was on the line of scrimmage. This action can not occur whether on or behind the line of scrimmage in an area that extends laterally to the position originally occupied by the tight end on either side.
2. Specifies that the number of team captains at the coin toss is limited to six per team, and failure to present captains for the coin toss will be the loss of coin toss option for both halves and loss of 15 yards from the spot of the kickoff.
3. Further clarifies that when a defensive player runs forward and leaps in an attempt to block an extra point on a field goal, it is a foul only if the leaping player lands on other players.

PRO BOWL RESULTS

1971 - NFC 27, AFC 6	1982 - AFC 16, NFC 13
1972 - AFC 26, NFC 13	1983 - NFC 20, AFC 19
1973 - AFC 33, NFC 28	1984 - NFC 45, AFC 3
1974 - AFC 15, NFC 13	1985 - AFC 22, NFC 14
1975 - NFC 17, AFC 10	1986 - NFC 28, AFC 24
1976 - NFC 23, AFC 20	1987 - AFC 10, NFC 6
1977 - AFC 24, NFC 14	1988 - AFC 15, NFC 6
1978 - NFC 14, AFC 13	1989 - NFC 34, AFC 3
1979 - NFC 13, AFC 7	1990 - NFC 27, AFC 21
1980 - NFC 37, AFC 27	1991 - AFC 23, NFC 21
1981 - NFC 21, AFC 7	1992 - NFC 21, AFC 15



1992 NFL PRESEASON SCHEDULE (All Times Local)

SATURDAY, AUGUST 1

Hall of Fame Game	
N.Y. Jets (AFC) vs. Philadelphia (NFC)	
Canton, Ohio	3:00
American Bowl '92 at Tokyo, Japan	
Houston vs. Dallas	10:00*
Miami vs. Washington at Orlando, Fla.	8:00

MONDAY, AUGUST 3

Denver at San Francisco	5:00
-------------------------	------

FIRST WEEK

THURSDAY, AUGUST 6

Los Angeles Rams at Seattle	6:00
-----------------------------	------

FRIDAY, AUGUST 7

Dallas at Miami	8:00
-----------------	------

SATURDAY, AUGUST 8

Atlanta at Cleveland	7:00
Buffalo at Minnesota	7:00
Houston at Detroit	7:00
Kansas City at Green Bay	7:00
Los Angeles Raiders at San Francisco	5:00
New England at Indianapolis	6:30
Philadelphia at Pittsburgh	7:00
San Diego at Phoenix	7:30
Tampa Bay at Denver	4:00
Washington at New York Jets	8:00

SUNDAY, AUGUST 9

Cincinnati at New York Giants	7:00
-------------------------------	------

MONDAY, AUGUST 10

New Orleans at Chicago	7:00
------------------------	------

SECOND WEEK

FRIDAY, AUGUST 14

San Diego at New England	7:00
--------------------------	------

SATURDAY, AUGUST 15

American Bowl '92 at Berlin, Germany	
Denver at Miami	1:00*
Atlanta at Tampa Bay	7:00
Chicago at Phoenix	5:00
Cincinnati at Philadelphia	7:30
Cleveland at New York Giants	8:00
Houston at Dallas	8:00
Kansas City at Minnesota	7:30
Los Angeles Raiders at Los Angeles Rams	7:00
Seattle at Indianapolis	7:30

SUNDAY, AUGUST 16

N.Y. Jets vs. Green Bay at Madison, Wis.	3:00
American Bowl '92 at London, England	
San Francisco vs. Washington	1:00*

MONDAY, AUGUST 17

Detroit at Buffalo	8:00
Pittsburgh at New Orleans	7:00

THIRD WEEK

FRIDAY, AUGUST 21

San Francisco at San Diego	5:00
----------------------------	------

SATURDAY, AUGUST 22

Denver at Dallas	8:00
Green Bay at Los Angeles Rams	6:00
Houston at New Orleans	11:30
Indianapolis at Cincinnati	7:30
New England at Detroit	7:00
New York Giants at New York Jets	8:00
Phoenix at Seattle	7:00
Tampa Bay at Miami	8:00
Washington at Los Angeles Raiders	1:00

SUNDAY, AUGUST 23

Philadelphia at Atlanta	1:30
Pittsburgh at Chicago	7:00

MONDAY, AUGUST 24

Buffalo at Kansas City	7:00
Minnesota at Cleveland	6:00

FOURTH WEEK

THURSDAY, AUGUST 27

Los Angeles Rams at San Diego	7:00
New Orleans vs. Miami at Baltimore, Md.	8:00
New York Jets at Philadelphia	7:30

FRIDAY, AUGUST 28

Buffalo at Atlanta	8:00
Chicago at Dallas	7:00
Cleveland at Tampa Bay	7:30
Detroit at Cincinnati	7:30
Indianapolis at Kansas City	7:00
Phoenix at Denver	7:00
Seattle at San Francisco	6:00

SATURDAY, AUGUST 29

Houston at Los Angeles Raiders	1:00
Minnesota at Washington	8:00
New England vs. Green Bay at Milwaukee	7:00
New York Giants at Pittsburgh	7:00

*Eastern Time



1992 NFL Schedule

(All Times Local)

SUNDAY, SEPTEMBER 6 (First Weekend)*

Cincinnati at Seattle	1:00
Cleveland at Indianapolis	12:00
Detroit at Chicago	12:00
Kansas City at San Diego	1:00
Los Angeles Rams at Buffalo	1:00
Minnesota at Green Bay	12:00
New England at Miami	4:00
New Orleans at Philadelphia	1:00
New York Jets at Atlanta	1:00
Phoenix at Tampa Bay	4:00
Pittsburgh at Houston	12:00
San Francisco at New York Giants	4:00
Los Angeles Raiders at Denver	6:00

MONDAY, SEPTEMBER 7	
Washington at Dallas	8:00

SUNDAY, SEPTEMBER 13 (Second Weekend)**

Atlanta at Washington	1:00
Buffalo at San Francisco	1:00
Chicago at New Orleans	12:00
Dallas at New York Giants	1:00
Green Bay at Tampa Bay	1:00
Houston at Indianapolis	3:00
Los Angeles Raiders at Cincinnati	1:00
Minnesota at Detroit	1:00
New England at Los Angeles Rams	1:00
New York Jets at Pittsburgh	4:00
San Diego at Denver	2:00
Seattle at Kansas City	12:00
Philadelphia at Phoenix	5:00

MONDAY, SEPTEMBER 14	
Miami at Cleveland	9:00

SUNDAY, SEPTEMBER 20 (Third Weekend)*

Cincinnati at Green Bay	12:00
Cleveland at Los Angeles Raiders	1:00
Denver at Philadelphia	1:00
Detroit at Washington	4:00
Kansas City at Houston	12:00
Los Angeles Rams at Miami	4:00
New Orleans at Atlanta	1:00
Phoenix at Dallas	3:00
Pittsburgh at San Diego	1:00
San Francisco at New York Jets	1:00
Seattle at New England	1:00
Tampa Bay at Minnesota	12:00

Indianapolis at Buffalo	8:00
-------------------------	------

MONDAY, SEPTEMBER 21	
New York Giants at Chicago	8:00

SUNDAY, SEPTEMBER 27 (Fourth Weekend)**

OPEN DATE: Five NFC East Teams; AFC East Fifth-Place Team

Atlanta at Chicago	12:00
Buffalo at New England	1:00
Denver at Cleveland	1:00
Miami at Seattle	1:00
Minnesota at Cincinnati	1:00
New York Jets at Los Angeles Rams	1:00
Pittsburgh at Green Bay	3:00
San Diego at Houston	12:00
Tampa Bay at Detroit	1:00
San Francisco at New Orleans	7:00

MONDAY, SEPTEMBER 28	
Los Angeles Raiders at Kansas City	8:00

SUNDAY, OCTOBER 4 (Fifth Weekend)*

OPEN DATE: Four AFC Central Teams

Chicago at Minnesota	12:00
Green Bay at Atlanta	1:00
Indianapolis at Tampa Bay	1:00
Kansas City at Denver	2:00
Los Angeles Rams at San Francisco	1:00
Miami at Buffalo	1:00
New Orleans at Detroit	1:00
New York Giants at Los Angeles Raiders	1:00
Seattle at San Diego	1:00
Washington at Phoenix	1:00
New England at New York Jets	8:00

MONDAY, OCTOBER 5	
Dallas at Philadelphia	9:00

SUNDAY, OCTOBER 11 (Sixth Weekend)**

OPEN DATE: Five NFC Central Teams; AFC West Fifth-Place Team

Atlanta at Miami	1:00
Buffalo at Los Angeles Raiders	1:00
Houston at Cincinnati	4:00
New York Jets at Indianapolis	3:00
Philadelphia at Kansas City	12:00
Phoenix at New York Giants	1:00
Pittsburgh at Cleveland	1:00



San Francisco at New England	1:00
Seattle at Dallas	12:00
Los Angeles Rams at New Orleans	6:30

MONDAY, OCTOBER 12	
Denver at Washington	9:00

THURSDAY, OCTOBER 15 (Seventh Weekend)*

OPEN DATE: Four AFC East Teams

Detroit at Minnesota	6:30
----------------------	------

SUNDAY, OCTOBER 18

Atlanta at San Francisco	1:00
Green Bay at Cleveland	1:00
Houston at Denver	2:00
Kansas City at Dallas	12:00
Los Angeles Raiders at Seattle	1:00
New Orleans at Phoenix	1:00
New York Giants at Los Angeles Rams	1:00
Philadelphia at Washington	1:00
San Diego at Indianapolis	12:00
Tampa Bay at Chicago	12:00

MONDAY, OCTOBER 19	
Cincinnati at Pittsburgh	9:00

SUNDAY, OCTOBER 25 (Eighth Weekend)**

OPEN DATE: Four NFC West Teams

Chicago at Green Bay	12:00
Cincinnati at Houston	12:00
Cleveland at New England	4:00
Dallas at Los Angeles Raiders	1:00
Denver at San Diego	1:00
Detroit at Tampa Bay	1:00
Indianapolis at Miami	4:00
Phoenix at Philadelphia	1:00
Seattle at New York Giants	1:00
Washington at Minnesota	12:00
Pittsburgh at Kansas City	6:30

MONDAY, OCTOBER 26	
Buffalo at New York Jets	9:00

SUNDAY, NOVEMBER 1 (Ninth Weekend)*

OPEN DATE: Four AFC West Teams

Cleveland at Cincinnati	4:00
Green Bay at Detroit	1:00
Houston at Pittsburgh	1:00
Indianapolis at San Diego	1:00
Los Angeles Rams at Atlanta	1:00
Miami at New York Jets	1:00
New England at Buffalo	1:00
Philadelphia at Dallas	3:00
San Francisco at Phoenix	2:00

Tampa Bay at New Orleans	12:00
New York Giants at Washington	8:00

MONDAY, NOVEMBER 2	
Minnesota at Chicago	8:00

SUNDAY, NOVEMBER 8 (Tenth Weekend)**

Cleveland at Houston	12:00
Dallas at Detroit	1:00
Green Bay at New York Giants	1:00
Los Angeles Raiders at Philadelphia	1:00
Miami at Indianapolis	1:00
Minnesota at Tampa Bay	1:00
New Orleans at New England	1:00
New York Jets at Denver	2:00
Phoenix at Los Angeles Rams	1:00
Pittsburgh at Buffalo	4:00
San Diego at Kansas City	3:00
Washington at Seattle	1:00
Cincinnati at Chicago	7:00

MONDAY, NOVEMBER 9	
San Francisco at Atlanta	9:00

SUNDAY, NOVEMBER 15 (Eleventh Weekend)*

Chicago at Tampa Bay	4:00
Cincinnati at New York Jets	1:00
Detroit at Pittsburgh	1:00
Houston at Minnesota	12:00
Los Angeles Rams at Dallas	12:00
New England at Indianapolis	1:00
New Orleans at San Francisco	1:00
Philadelphia vs. Green Bay at Milwaukee	12:00
Phoenix at Atlanta	1:00
San Diego at Cleveland	1:00
Seattle at Los Angeles Raiders	1:00
Washington at Kansas City	12:00
New York Giants at Denver	6:00

MONDAY, NOVEMBER 16	
Buffalo at Miami	9:00

SUNDAY, NOVEMBER 22 (Twelfth Weekend)**

Atlanta at Buffalo	1:00
Cleveland at Minnesota	12:00
Dallas at Phoenix	2:00
Denver at Los Angeles Raiders	1:00
Detroit at Cincinnati	1:00
Green Bay at Chicago	12:00
Houston at Miami	1:00
Indianapolis at Pittsburgh	1:00
New York Jets at New England	4:00
Philadelphia at New York Giants	1:00
San Francisco at Los Angeles Rams	1:00



Tampa Bay at San Diego 1:00
 Kansas City at Seattle 5:00

MONDAY, NOVEMBER 23

Washington at New Orleans 8:00

THURSDAY, NOVEMBER 26

(Thirteenth Weekend)*

Houston at Detroit 12:30
 New York Giants at Dallas 3:00

SUNDAY, NOVEMBER 29

Buffalo at Indianapolis 4:00
 Chicago at Cleveland 1:00
 Kansas City at New York Jets 1:00
Miami at New Orleans 12:00
 Minnesota at Los Angeles Rams 1:00
 New England at Atlanta 1:00
 Philadelphia at San Francisco 1:00
 Phoenix at Washington 1:00
 Pittsburgh at Cincinnati 1:00
 Tampa Bay vs. Green Bay at Milwaukee 12:00
 Los Angeles Raiders at San Diego 5:00

MONDAY, NOVEMBER 30

Denver at Seattle 6:00

THURSDAY, DECEMBER 3

(Fourteenth Weekend)**

Atlanta at New Orleans 7:00

SUNDAY, DECEMBER 6

Cincinnati at Cleveland 1:00
 Dallas at Denver 2:00
 Detroit vs. Green Bay at Milwaukee 12:00
 Indianapolis at New England 1:00
 Kansas City at Los Angeles Raiders 1:00
 Miami at San Francisco 1:00
 Minnesota at Philadelphia 1:00
 New York Jets at Buffalo 1:00
 San Diego at Phoenix 2:00
 Seattle at Pittsburgh 1:00
 Washington at New York Giants 4:00
 Los Angeles Rams at Tampa Bay 8:00

MONDAY, DECEMBER 7

Chicago at Houston 8:00

SATURDAY, DECEMBER 12

(Fifteenth Weekend)*

Denver at Buffalo 12:30
 New York Giants at Phoenix 2:00

SUNDAY, DECEMBER 13

Atlanta at Tampa Bay 1:00
 Cincinnati at San Diego 1:00

Cleveland at Detroit 1:00
 Dallas at Washington 1:00
 Indianapolis at New York Jets 1:00
 New England at Kansas City 12:00
New Orleans at Los Angeles Rams 1:00
 Philadelphia at Seattle 1:00
 Pittsburgh at Chicago 12:00
 San Francisco at Minnesota 12:00
 Green Bay at Houston 7:00

MONDAY, DECEMBER 14

Los Angeles Raiders at Miami 9:00

SATURDAY, DECEMBER 19

(Sixteenth Weekend)**

Tampa Bay at San Francisco 1:00
 Kansas City at New York Giants 12:30

SUNDAY, DECEMBER 20

Buffalo at New Orleans 12:00
 Chicago at Detroit 4:00
 Houston at Cleveland 1:00
 Los Angeles Rams at Green Bay 12:00
 Minnesota at Pittsburgh 1:00
 New England at Cincinnati 1:00
 Phoenix at Indianapolis 1:00
 San Diego at Los Angeles Raiders 1:00
 Seattle at Denver 2:00
 Washington at Philadelphia 1:00
 New York Jets at Miami 8:00

MONDAY, DECEMBER 21

Dallas at Atlanta 9:00

SATURDAY, DECEMBER 26

(Seventeenth Weekend)*

Los Angeles Raiders at Washington 4:00
New Orleans at New York Jets 12:30

SUNDAY, DECEMBER 27

Atlanta at Los Angeles Rams 1:00
 Chicago at Dallas 3:00
 Cleveland at Pittsburgh 1:00
 Denver at Kansas City 12:00
 Green Bay at Minnesota 12:00
 Indianapolis at Cincinnati 1:00
 Miami at New England 1:00
 New York Giants at Philadelphia 1:00
 San Diego at Seattle 1:00
 Tampa Bay at Phoenix 2:00
 Buffalo at Houston 7:00


MONDAY, DECEMBER 28

Detroit at San Francisco 6:00

*CBS-TV National Weekend

**NBC-TV National Weekend

SAINTS TICKET INFORMATION



LOUISIANA SUPERDOME
SEATING CAPACITY: 69,065

Season		Single Game
\$310.00	Loge Level and Padded Terrace	\$31.00
\$280.00	Plaza Level	\$28.00
\$200.00	Terrace Level	\$20.00

TICKET OFFICE

The New Orleans Saints ticket office is located in the Louisiana Superdome at gate A ground level. Office hours are from 9 a.m. to 5 p.m. on weekdays and 9 a.m. to 5 p.m. on Saturdays before home games. Ticket windows open two hours prior to kickoff on Sundays. The ticket office is not open on Saturdays before games that are sellouts. Ticket will call is also located at gate A ground level in the Saints ticket office.

Use your Visa or Mastercard to order tickets by mail. Other mail orders will be accepted when accompanied by a certified check or money order for the amount plus \$1 for handling.

Ticketmaster also processes phone orders. A \$2.75 service charge is required on all phone orders.

For further information, call the Saints ticket office at:
 (504) 522-2600

TICKETMASTER PHONE NUMBERS

In New Orleans Area (504) 522-5555
 In Baton Rouge Area (504) 336-5000
 Outside Louisiana Toll Free (800) 488-5252

SINGLE GAME TICKET OUTLETS

Individual game tickets are available at official Saints ticket outlets at the following locations: NEW ORLEANS/BATON ROUGE AND THROUGHOUT MISSISSIPPI — All Ticketmaster outlets. WESTBANK — Algiers Naval Support Activity.



SAINTS 1992 SUMMER CALENDAR

- July 21** — All players report to camp at the University of Wisconsin-La Crosse.
- July 22** — Player physicals.
- July 23** — First practice.
- July 29** — Minnesota Vikings visit La Crosse for a practice session with Saints.
- July 31** — Saints travel to River Falls, Wis. for practices with Kansas City Chiefs.
- Aug. 1**
- Aug. 10** — Saints vs. Chicago Bears at Soldier Field, 7 p.m.
- Aug. 16** — Break camp, travel to New Orleans.
- Aug. 17** — Saints vs. Pittsburgh Steelers at Superdome, 7 p.m.
- Aug. 22** — Saints vs. Houston Oilers at Superdome, 11:30 a.m.
- Aug. 25** — Roster reduction to 60 players.
- Aug. 26** — Touchdown Club Welcome Saints Luncheon, Superdome, noon.
- Aug. 27** — Saints vs. Miami Dolphins at Baltimore, Md., 7:00 p.m. (CDT)
- Aug. 31** — Final roster reduction to 47 players; first regular season workout.
- Sept. 6** — NFL regular season opener, Saints vs. Philadelphia Eagles at Veterans Stadium, noon (CDT).

SAINTS IN PRO BOWL

- 1967 — Dave Whitsell, safety.
 - 1968 — Dave Rowe, defensive tackle.
 - 1969 — Tom Dempsey, kicker; Jake Kupp, guard; Tony Baker and Andy Livingston, running backs; Tom Fears, coach.
 - 1978 — Archie Manning, quarterback.
 - 1979 — Wes Chandler, wide receiver; Henry Childs, tight end; Archie Manning, quarterback; Chuck Muncie, running back; Tommy Myers, safety.
 - 1981 — George Rogers, running back.
 - 1982 — George Rogers, running back.
 - 1983 — Rickey Jackson, linebacker.
 - 1984 — Bruce Clark, defensive end; Brian Hansen, punter; Rickey Jackson, linebacker.
 - 1985 — Morten Andersen, kicker; Rickey Jackson, linebacker.
 - 1986 — Morten Andersen, kicker; Rickey Jackson, linebacker.
*Rueben Mayes, running back.
 - 1987 — Morten Andersen, kicker; Hoby Brenner, tight end; Brad Edelman, guard; *Rueben Mayes, running back; Sam Mills, linebacker; Dave Waymer, cornerback.
 - 1988 — Morten Andersen, kicker; Eric Martin, wide receiver; Sam Mills, linebacker.
 - 1989 — Dalton Hilliard, running back; Vaughan Johnson, linebacker; Pat Swilling, linebacker.
 - 1990 — Morten Andersen, kicker; Vaughan Johnson, linebacker; Pat Swilling, linebacker.
 - 1991 — Vaughan Johnson, linebacker; Sam Mills, linebacker; Pat Swilling, linebacker; Bennie Thompson, special teams.
- *Injured, did not play



MEDIA INFORMATION

MEDIA GATE: Media entrance for Saints games at the Superdome is located on the lower level of the northwest parking garage (side nearest Claiborne Avenue overpass) near the center of the building. The media door opens two hours prior to kickoff (media will-call at this entrance).

CREDENTIAL REQUESTS: Superdome press box space is reserved for the working news media. Requests should be made at least one week in advance and directed to Rusty Kasmiersky, director of media relations, New Orleans Saints, 6928 Saints Drive, Metairie, LA 70003. Phone: (504) 733-6147.

TELEVISION AND RADIO: Network television and visiting radio are assigned numbered booths in the main press box. Spotters and statisticians are available upon advanced request.

PHOTOGRAPHERS: Only accredited working photographers are allowed on the sidelines. They must wear a "field photo" credential and kneel behind the 12-foot restricted zone. The bench areas are off limits at all times. Photographers should take special note of conditions use listed on the credential. Reporters are not permitted to accompany photographers on the sidelines. Photo grips must be at least 18 years of age and must be credentialed in advance.

IMPORTANT: ALL CREDENTIALS ARE ISSUED TO INDIVIDUALS AND ARE NOT TRANSFERABLE.

LOCKER ROOMS: Only accredited working media are allowed in locker rooms after games. There is no admission before the game. Still photographs are not permitted in the Saints locker room postgame.

TELEPHONES: Requests for service should be directed to South Central Bell, (504) 528-7940.

COPY TRANSMISSION: Requests for service should be directed to Leon Letulle, formerly of SportsComm, who operates a copy transmission and computer service. He can be reached at (504) 368-3140.

PRESS BOX SERVICES: Statistical information is supplied before, during and after the game. Scores of other games are announced and posted as received. Postgame quotes are provided from both locker rooms. Refreshments are served in the media lounge before the game, halftime and postgame.

TRANSPORTATION: Transportation to Moisant International Airport will be arranged for visiting media with tight departure schedules.

ON THE COVER: Saints fans celebrate the team's first-ever NFC Western Division championship, captured last season.

We Carry The People
Who Carry The Day.



 **DELTA**
*The Official Airline Of The
New Orleans Saints.*