



2021 SEASON REVIEW / 2022 INFORMATION



PRO BOWLER


PRO BOWLER

FIRST-TEAM ALL-PRO
PRO BOWLER

FIRST-TEAM ALL-PRO
PRO BOWLER

FIRST-TEAM ALL-PRO
PRO BOWLER





BALTIMORE RAVENS SEASON REVIEW

UNDER ARMOUR PERFORMANCE CENTER | 1 WINNING DRIVE | OWINGS MILLS, MD

PH: 410-701-4000 | BALTIMORERAVENS.COM | TWITTER: @RAVENS

WORLD CHAMPIONS: SUPER BOWL XXXV (2000) & SUPER BOWL XLVII (2012)

OVERVIEW

TEAM

- After starting the season with an AFC-best 8-3 record, the Ravens dropped their last six games – five of which came by a combined 8 points. With a final 8-9 record, Baltimore missed the playoffs for the first time in four seasons and for just the fifth time during head coach **John Harbaugh's** 14-year tenure.
- Ravaged by injuries throughout the year – including season-ending injuries to standouts **RB J.K. Dobbins**, **RB Gus Edwards**, **CB Marcus Peters** and **DE Derek Wolfe** prior to Week 1 – projected 2021 starters missed a combined 114 games due to injury/illness.
- Nineteen players finished the season on Injured Reserve, including Dobbins (knee), Edwards (knee), **S DeShon Elliott** (pec/biceps), **CB Marlon Humphrey** (pec), Peters (knee), **FB Patrick Ricard** (knee), **T Ronnie Stanley** (ankle) and Wolfe (back/hip). Additionally, **QB Lamar Jackson** missed a combined five games, including the season's final four contests due to an ankle injury.
- Despite facing consistent adversity, the Ravens continuously fought and remained in playoff contention entering their Week 18 game vs. Pittsburgh. Ultimately, Baltimore fell to the Steelers by a field goal in overtime, marking the Ravens' NFL-high ninth game that was decided by 3 or fewer points in 2021.

OFFENSE

- In 2021, Baltimore's offense ranked No. 6 in total yards (378.8 ypg) and registered the league's No. 3 rushing attack (145.8 ypg).
- All-Pro **TE Mark Andrews** was sensational, producing single-season franchise records for receptions (107) and receiving yards (1,361). His 1,361 receiving yards also rank third most by a TE in league history and were sixth overall in the NFL during 2021.
- In 12 starts, **QB Lamar Jackson** completed 246-of-382 passes for 2,882 yards, 16 TDs and 13 INTs, while adding a team-high 767 rushing yards. He recorded at least 200 passing yards and 50 rushing yards in seven games, tying Randall Cunningham (1990) and his own 2019 campaign for the most such outputs in single-season NFL history.
- Andrews (1,361) and **WR Marquise Brown** (1,008) became just the second Ravens tandem to eclipse 1K receiving yards in a season, joining Michael Jackson (1,201) & Derrick Alexander (1,099) in 1996.

DEFENSE

- In 2021, Baltimore produced the NFL's No. 1 run defense (84.5 ypg) and ranked No. 3 on third down (34.8%).
- **OLB Tyus Bowser** tallied career highs in tackles (56), TFL (8), sacks (a team-high 7), QBHs (15) and FFs (2), while **CB Anthony Averett** produced career highs in tackles (53), INTs (a team-high 3) and PD (11). Standout rookie **OLB Odafe Oweh** recorded 5 sacks (second on the team) and 15 QBHs, adding a team-high 3 FFs and 2 FRs.

SPECIAL TEAMS

- **K Justin Tucker** led the league in FG% (94.6) and connected on an NFL-record 66-yard game-winner at Detroit. He was a perfect 6-for-6 on FGAs of 50+ yards. **RS Devin Duvernay** finished No. 1 in the NFL in PR average (13.8) and No. 7 in KOR average (24.1), helping Baltimore's special teams rank No. 1 in *Football Outsiders'* DVOA ratings.

2021 SCHEDULE / RESULTS (8-9)

Date	Opponent	Result	Score	Diff.
Mon. Sept. 13	at Las Vegas Raiders	L	27-33 (OT)	-6
Sun. Sept. 19	Kansas City Chiefs	W	36-35	+1
Sun. Sept. 26	at Detroit Lions	W	19-17	+2
Sun. Oct. 3	at Denver Broncos	W	23-7	+16
Mon. Oct. 11	Indianapolis Colts	W	31-25 (OT)	+6
Sun. Oct. 17	Los Angeles Chargers	W	34-6	+28
Sun. Oct. 24	Cincinnati Bengals	L	17-41	-24
Sun. Oct. 31	Bye Week			
Sun. Nov. 7	Minnesota Vikings	W	34-31 (OT)	+3
Thurs. Nov. 11	at Miami Dolphins	L	10-22	-12
Sun. Nov. 21	at Chicago Bears	W	16-13	+3
Sun. Nov. 28	Cleveland Browns	W	16-10	+6
Sun. Dec. 5	at Pittsburgh Steelers	L	19-20	-1
Sun. Dec. 12	at Cleveland Browns	L	22-24	-2
Sun. Dec. 19	Green Bay Packers	L	30-31	-1
Sun. Dec. 26	at Cincinnati Bengals	L	21-41	-20
Sun. Jan. 2	Los Angeles Rams	L	19-20	-1
Sun. Jan. 9	Pittsburgh Steelers	L	13-16 (OT)	-3

PRO BOWL PLAYERS

- ✗ TE Mark Andrews (2nd)* +
- ✗ RS Devin Duvernay (1st)* +
- ✗ QB Lamar Jackson (2nd)
- ✗ FB Patrick Ricard (3rd)*
- ✗ K Justin Tucker (5th)* +
- * PB Starter +1st-Team All-Pro

RAVENS WENT DOWN TO THE WIRE

- ✗ Baltimore played a league-high nine games that were decided by 3-or-fewer points, producing a 4-5 record in these contests. In the five defeats, the Ravens lost by a combined 8 points: at Pittsburgh (1), at Cleveland (2), vs. Green Bay (1), vs. LA Rams (1) and vs. Pittsburgh (3).
- ✗ Six of Baltimore's games were decided by 2-or-fewer points, tying four other teams for the most such matchups in a season since the 1970 AFL-NFL merger. (The Ravens were 2-4 in these games.)
- ✗ Baltimore played a league-high four games that were decided by 1 point, producing a 1-3 record in these contests. The four games decided by 1-point tie (14 other teams) for the most in a season since the 1970 merger.



MOST GAMES DECIDED BY 2-OR-FEWER POINTS (SINCE 1970 MERGER)	
Team (Year)	Games
Baltimore (2021)	6
NY Jets (2001)	6
Baltimore (1997)	6
Green Bay (1989)	6
San Diego (1970)	6

Chad Steele - SVP of Communications ■ Patrick Gleason - VP of Public Relations ■ Marisol Renner - Director of Publications ■ Tom Valente - Director of Public Relations
Vernon Dennis - Public Relations Coordinator ■ Brooke Balzano - Public Relations Intern ■ Dan Horowitz - Public Relations Intern

2021 SEASON HIGHLIGHTS

ANDREWS' MONSTER YEAR



TE Mark Andrews produced new single-season franchise records for receptions (107) and receiving yards (1,361). His 1,361 receiving yards also rank third most by a TE in league history and were sixth overall in the NFL during 2021.

MOST RECEIVING YARDS BY A TIGHT END SINGLE-SEASON NFL HISTORY

Rk.	Tight End (Year)	Rec.	Yards	Avg.	TDs
1.	Travis Kelce (2020)	105	1,416	13.5	11
2.	George Kittle (2018)	88	1,377	15.6	5
3.	Mark Andrews (2021)	107	1,361	12.7	9
4.	Travis Kelce (2018)	103	1,336	13.0	10
5.	Rob Gronkowski (2011)	90	1,327	14.7	17

MOST RECEIVING YARDS OVERALL / 2021 SEASON

Rk.	Player	Rec.	Yards	Avg.	TDs
1.	Cooper Kupp (LAR)	145	1,947	13.4	16
2.	Justin Jefferson (Min.)	108	1,616	15.0	10
3.	Davante Adams (GB)	123	1,553	12.6	11
4.	Ja'Marr Chase (Cin.)	81	1,455	18.0	13
5.	Deebo Samuel (SF)	77	1,405	18.2	6
6.	Mark Andrews (Bal.)	107	1,361	12.7	9
7.	Tyreek Hill (KC)	111	1,239	11.2	9
8.	Stefon Diggs (Buf.)	103	1,225	11.9	10

ANDREWS NOTE: Mark Andrews registered the most 100-yard receiving outings (five) in Ravens single-season history, besting the previous records of four games set by Steve Smith Sr. (2014), Mark Clayton (2006) and Michael Jackson (1996).

AUTOMA'TUCK

K Justin Tucker led the league in FG% and connected on an NFL-record 66-yard game-winner at Detroit. He was a perfect 6-for-6 on FGAs of 50+ yards.

BEST FIELD GOAL PCT. / 2021 SEASON

Rk.	Kicker	FGM-FGA	PCT.
1.	Justin Tucker (Bal.)	35-37	94.6
2.	Matt Gay (LAR)	32-34	94.1
3.	Younghoe Koo (Atl.)	27-29	93.1
4.	Daniel Carlson (LV)	40-43	93.0
5.	Nick Folk (NE)	36-39	92.3

LONGEST FG MADE / NFL HISTORY

Rk.	Kicker	FGM Long
1.	Justin Tucker (2021)	66
2.	Matt Prater (2013)	64
3.	10 Players	63



2021 NUMBERS TO NOTE

4 – Number of players to start every game for the injury-plagued Ravens in 2021: **OLB Tyus Bowser**, **LB Patrick Queen**, **T Alejandro Villanueva** and **G Kevin Zeitler**.

7 – Sacks for **OLB Tyus Bowser**, marking a career high and 2021 team best. Bowser also produced 15 QB hits, tying **OLB Odafe Oweh** for second most on the team (**OLB Justin Houston**, 17).

7 – Seasons (including 2021) in which **K Justin Tucker** has made at least 30 FGs, marking the most by any kicker in NFL history. With 130 points scored in 2021, Tucker became the first kicker in NFL history to score 130-plus points in six straight seasons.

47 – QB pressures by **OLB Odafe Oweh**, ranking as the NFL's second most (Micah Parsons, 59) among all 2021 rookie defenders. Oweh also joined OLB Terrell Suggs (2003) as the only Ravens to produce at least 5 sacks, multiple forced FFs and multiple FRs during their rookie campaign.

98 – A team-high tackles for **LB Patrick Queen**, who was one of four NFL defenders (Roquan Smith, Demario Davis & Kamu Grugier-Hill) with at least 95 tackles, 10 TFL and 2 sacks in 2021.

TOP RETURN MAN



RS Devin Duvernay finished No. 1 in the NFL in PR average (13.8) and No. 7 in KOR average (24.1). He was also No. 1 in 20+ yard PRs (6), helping Baltimore's special teams rank No. 1 in *Football Outsiders'* DVOA ratings.

TOP 6 OFFENSE

Despite injuries to many key players and having three different quarterbacks start at least one game, Baltimore produced the NFL's sixth-best offense, registering 378.8 yards per game. The Ravens also posted the league's third-best rushing attack (145.8 ypg), led by **QB Lamar Jackson's** 767 yards.



NET YARDS PER GAME / 2021 SEASON

Rk.	Team	Net YPG
1.	Dallas Cowboys	407.0
2.	Tampa Bay Buccaneers	405.9
3.	Kansas City Chiefs	396.8
4.	Los Angeles Chargers	390.2
5.	Buffalo Bills	381.9
6.	Baltimore Ravens	378.8
7.	San Francisco 49ers	375.7
8.	Arizona Cardinals	373.6

RUSHING YARDS PER GAME / 2021 SEASON

Rk.	Team	Rush YPG
1.	Philadelphia Eagles	159.7
2.	Indianapolis Colts	149.4
3.	Baltimore Ravens	145.8
4.	Cleveland Browns	145.4
5.	Tennessee Titans	141.4

JACKSON NOTE: Jackson recorded at least 200 passing yards and 50 rushing yards in seven games, tying Randall Cunningham (1990) and his own 2019 campaign for the most such performances in NFL single-season history.

2021 & 2022 INFORMATION

2021 AFC NORTH STANDINGS

Team	W	L	T	Home	Road	Div.	Con.	PF	PA	Strk
Cincinnati	10	7	0	5-4	5-3	4-2	8-4	460	376	L1
Pittsburgh	9	7	1	6-2-1	3-5	4-2	7-5	343	398	W2
Cleveland	8	9	0	6-3	2-6	3-3	5-7	349	371	W1
Baltimore	8	9	0	5-4	3-5	1-5	5-7	387	392	L6

2022 OPPONENTS

Home Games

Bengals, Browns, Steelers, Bills, Broncos, Dolphins, Falcons, Panthers

Away Games

Bengals, Browns, Steelers, Jaguars, Jets, Patriots, Bucs, Saints, Giants

2022 DRAFT ORDER

Pick	Team	'21 Record	Pick	Team	'21 Record
1.	Jacksonville Jaguars	3-14	17.	Los Angeles Chargers	9-8
2.	Detroit Lions	3-13-1	18.	New Orleans Saints	9-8
3.	Houston Texans	4-13	19.	Philadelphia Eagles	9-8
4.	New York Jets	4-13	20.	Pittsburgh Steelers	9-7-1
5.	New York Giants	4-13	21.	New England Patriots	10-7
6.	Carolina Panthers	5-12	22.	Las Vegas Raiders	10-7
7.	NY Giants (via Chi.)	4-13	23.	Arizona Cardinals	11-6
8.	Atlanta Falcons	7-10	24.	Dallas Cowboys	12-5
9.	Denver Broncos	7-10	25.	Buffalo Bills	11-6
10.	NY Jets (via Sea.)	4-13	26.	Tennessee Titans	12-5
11.	Washington Commanders	7-10	27.	Tampa Bay Buccaneers	13-4
12.	Minnesota Vikings	8-9	28.	Green Bay Packers	13-4
13.	Cleveland Browns	8-9	29.	Miami Dolphins (via SF)	9-8
14.	Baltimore Ravens	8-9	30.	Kansas City Chiefs	12-5
15.	Phil. Eagles (via Mia.)	9-8	31.	Cincinnati Bengals	10-7
16.	Phil. Eagles (via Ind.)	9-8	32.	Detroit Lions (via LAR)	3-13

2021 NFL RANKINGS

OFFENSE

Category	Stats	Rank
Total Offense	378.8	6
Rush Offense	145.8	3
Pass Offense	233.0	13
Points Per Game	22.8	17
3rd-Down Off. %	36.4	25
4th-Down Off. %	66.7	1t
Red Zone Off. (TD%)	60.7	13

DEFENSE

Category	Stats	Rank
Total Defense	363.4	25
Rush Defense	84.5	1
Pass Defense	278.9	32
Points Per Game	23.1	19
3rd-Down Def. %	34.8	3
4th-Down Def. %	61.1	23t
Red Zone Def. (TD%)	54.0	12

TEAM

Category	Stats	Rank
Turnover Ratio	-11	28
Penalties	102	13t
Penalty Yards	852	15

2021 RAVENS STATS LEADERS

PASSING YARDS [TDs/INTs]

Lamar Jackson	2,882 (16/13)
Tyler Huntley	1,081 (3/4)

RUSHING YARDS [YPC]

Lamar Jackson	767 (5.8)
Devonta Freeman	576 (4.3)
Latavius Murray	501 (4.2)

RECEIVING YARDS [CATCHES]

Mark Andrews	1,361 (107)
Marquise Brown	1,008 (91)
Rashod Bateman	515 (46)

POINTS

Justin Tucker	137
Mark Andrews	58

INTERCEPTIONS [RETURN YARDS]

Anthony Averett	3 (21)
Chuck Clark	2 (17)

SACKS [YARDS]

Tyus Bowser	7 (-56)
Odafe Oweh	5 (-25)

TOTAL TACKLES

Patrick Queen	98
Chuck Clark	77

GROSS PUNTING [NET]

Sam Koch	44.4 (40.0)
----------	-------------

FIELDS GOALS [PCT.]

Justin Tucker	35/37 (94.6)
---------------	--------------

PUNT RETURN YARDS [AVG.]

Devin Duvernay	360 (13.8)
----------------	------------

KICKOFF RETURN YARDS [AVG.]

Devin Duvernay	676 (24.1)
----------------	------------

2021 TALE OF THE TAPE

Category	Ravens
Record	8-9
Best Streak	Won 5
Points Scored	387
TDs Scored	41
Rushing TDs Scored	18
Passing TDs Scored	21
TDs on Returns	2
Points Against	392
TDs Allowed	48
Rushing TDs Allowed	13
Passing TDs Allowed	31
TDs on Returns Allowed	4
KOR Avg. For	23.0
KOR Avg. Against	18.6
PR Avg. For	13.8
PR Avg. Against	7.4
Sacks	34
Sacks Allowed	57
Interceptions	9
Interceptions Thrown	18
Fumbles Lost/Recovered	8/6

2021 & 2022 INFORMATION

2022 COACHING CHANGES

Defensive Coordinator: Mike Macdonald

The Ravens named Mike Macdonald defensive coordinator on Jan. 27. He succeeds Don Martindale, who spent four seasons (2018-21) leading the defensive unit.

Macdonald, 34, re-joins the Ravens after spending last season as Michigan's defensive coordinator. Prior to his time with the Wolverines, Macdonald spent seven seasons (2014-20) in Baltimore, serving most recently as the linebackers coach from 2018-20. During his time with the Ravens, he also coached the defensive backs (2017), was a defensive assistant (2015-16) and worked his first year (2014) as a defensive coaching intern.

In his lone season coordinating Michigan's defense, Macdonald helped guide the Wolverines to their first Big Ten title since 2004 and an appearance in the College Football Playoff semifinals. Macdonald's unit produced the nation's eighth-ranked scoring defense (17.4 ppg), while finishing 20th in yards per game allowed (330.9) and 11th in red zone touchdown efficiency (45.7%).

Assistant Offensive Line Coach: Mike Devlin

Devlin enters his 20th season as an NFL coach. He most recently served as the Houston Texans' offensive line coach from 2015-20, following nine seasons (2006-14) as an assistant with the New York Jets. Devlin joined the NFL coaching ranks as an offensive quality control coach with the Arizona Cardinals (2000), following a seven-year playing career with the Buffalo Bills (1993-95) and Cardinals (1996-99).

Tight Ends Coach: George Godsey

Godsey enters his 12th season as an NFL coach after spending the past three years (2019-21) coaching the Miami Dolphins' tight ends. In 2021, he served as co-offensive coordinator/tight ends coach.

Godsey has also spent time with the New England Patriots, Houston Texans and Detroit Lions, and from 2015-16, served as Houston's offensive coordinator. He replaces Bobby Engram, who was named Wisconsin's offensive coordinator in February.

Outside Linebackers Coach: Rob Leonard

Leonard is a nine-year NFL coaching veteran, spending the previous three seasons with the Dolphins, including 2021 as their OLBs coach. Prior to that, he spent six seasons with the NY Giants, serving as their OLBs coach in 2018. He replaces Drew Wilkins, who worked in Baltimore for 12 years.


Inside Linebackers Coach: Zachary Orr

Orr re-joins the Ravens after spending 2021 as the Jacksonville Jaguars' OLBs coach. Prior to that, he spent four seasons (2017-20) coaching with Baltimore, most recently serving as a coaching analyst in 2020.


Orr began coaching after retiring from his playing career in 2016 due to a congenital neck/spine condition. Signing with Baltimore in 2014 as a rookie free agent, he played in 46 games, earning second-team All-Pro honors at ILB in 2016. Orr replaces Rob Ryan, who was the Ravens' ILBs coach in 2021.

RAVENS 2021 HONOR ROLL

TE MARK ANDREWS

- First-Team All-Pro (AP)
- All-NFL (PFWA)
- All-AFC (PFWA)
- Pro Bowl (starter) 

RS DEVIN DUVERNAY

- First-Team All-Pro (AP)
- All-NFL (PFWA)
- All-AFC (PFWA)
- Pro Bowl (starter) 

QB LAMAR JACKSON

- Pro Bowl 
- AFC Offensive Player of the Week (Week 5 vs. Ind.)

OLB ODAFE OWEH

- All-NFL Rookie Team (PFWA)
- AFC Defensive Player of the Week (Week 2 vs. KC)

FB PATRICK RICARD

- Pro Bowl (starter) 

K JUSTIN TUCKER

- First-Team All-Pro (AP)
- All-NFL (PFWA)
- All-AFC (PFWA)
- Pro Bowl (starter) 
- Bridgestone NFL Moment of the Year (66-yard FG at Det.)
- AFC Special Teams Player of the Week (Week 3 at Det.)

2021 INJURY RECAP

- At the end of the 2021 season, the Ravens had 19 players on Injured Reserve, including **RB J.K. Dobbins** (knee), **RB Gus Edwards** (knee), **S DeShon Elliott** (pec/biceps), **CB Marlon Humphrey** (pec), **CB Marcus Peters** (knee), **FB Patrick Ricard** (knee), **T Ronnie Stanley** (ankle) and **DE Derek Wolfe** (back/hip).
- Projected starters to begin the season missed a combined 114 games in 2021. These players (and games missed due to injury or illness) include the following:

GAMES MISSED BY STARTERS [114] / 2021 SEASON

Offense (52 Games)

- RB J.K. Dobbins (17)
- LT Ronnie Stanley (16)
- QB Lamar Jackson (5)
- LG Ben Powers (4)
- FB Patrick Ricard (4)
- WR Sammy Watkins (4)
- WR Marquise Brown (1)
- C Bradley Bozeman (1)

Defense (62 Games)

- CB Marcus Peters (17)
- DE Derek Wolfe (17)
- FS Deshon Elliott (11)
- CB Marlon Humphrey (5)
- NT Brandon Williams (4)
- WLB Malik Harrison (3)
- DT Calais Campbell (2)
- RUSH Justin Houston (2)
- SS Chuck Clark (1)

2021 MILESTONES

PLAYER MILESTONES

TE Mark Andrews

- Andrews (1,361) produced a Ravens' single-season franchise record for receiving yards, surpassing WR Michael Jackson's previous franchise mark of 1,201 in 1996.
- Andrews (107) registered a Ravens' single-season franchise record for receptions, surpassing WR Derrick Mason's previous franchise mark of 103 in 2007.
- Andrews (75) tallied the most first-down receptions in Ravens' single-season franchise history, surpassing WR Derrick Mason's previous franchise mark of 60 in 2007 & 2008.
- Andrews (five games) recorded the most 100-yard receiving outings in Ravens' single-season franchise history, surpassing the previous franchise mark of four games, set by Steve Smith Sr. (2014), Mark Clayton (2006) and Michael Jackson (1996).
- Andrews (9) tallied the most red zone TD receptions in Ravens' single-season history, surpassing the previous franchise mark of 7 red zone TD receptions, set by Andrews (2019), Marlon Brown (2013) and Michael Jackson (1996).
- Andrews (Weeks 14-16) notched three straight games with at least 100 receiving yards and 1 TD grab, tying Jimmy Graham (2013) for the longest such streak by a TE in NFL history.
- Andrews (10/11 vs. Ind.) posted a Ravens' tight end single-game record 147 receiving yards, while his 11 receptions tied a previous single-game high for a Baltimore tight end (Dennis Pitta in 2016). He also became the first NFL player since the 1970 merger to record 2 receiving TDs and 2 two-point conversions in a game. Andrews joined WR Marquise Brown to form the first tandem in Ravens history with 100 receiving yards and 2 TD grabs, respectively, in the same game.

WR Marquise Brown

- Brown (1,008) recorded the second 1,000-yard season by a wide receiver drafted by the Ravens, joining WR Torrey Smith (1,128 in 2013).
- Brown (1,008) joined TE Mark Andrews (1,361) to form the second duo in Ravens history (Derrick Alexander & Michael Jackson, 1996) to each produce 1,000 receiving yards in a season.
- Brown (12/19 vs. GB) teamed with TE Mark Andrews to form the first duo in Ravens' franchise history with double-digit catches in the same game (each had 10).

OLB Justin Houston

- Houston (11/11 vs. Mia.) recorded his 100th-career sack, becoming the 37th player in league history to reach the coveted century mark.

QB Tyler Huntley

- Huntley (12/19 vs. GB) became one of seven NFL QBs since 1960 to throw for 200 yards/2 TDs and rush for 70 yards/2 TDs in a single game.
- Huntley (1/9/22 vs. Pit.) became the second QB in NFL history (joining Lamar Jackson) to produce at least 40 rushing yards in each of the first four starts of an NFL career.

QB Lamar Jackson

- Jackson (seven games) tied the NFL single-season record for the most outings with 200 passing yards and 50 rushing yards. (Randall Cunningham in 1990 and Jackson in 2019 also recorded seven such outings.)
- Jackson (10/17 vs. LAC) surpassed Hall of Famer Dan Marino by becoming the first QB in league history to reach 35 career victories before the age of 25.
- Jackson (2018-21) joined Cam Newton (2011-14) as the only quarterbacks in NFL history with at least 500 rushing yards in each of their first four NFL seasons.
- Jackson (10/11 vs. Ind.) threw for a single-game franchise record 442 yards, surpassing QB Vinny Testaverde's previous franchise mark of 429 yards (on 10/27/96 vs. STL). In the game, Jackson also passed for 4 TDs, completing 86% of his passes (37-of-43), becoming the first player in NFL history to pass for 400 yards with an 85%-or-better completion percentage. Adding 62 yards on the ground, he became the first player in NFL history to post 400 yards passing, 4 TD passes, 0 INTs and at least 50 yards rushing in a single game.
- Jackson (11/7 vs. Min.) tied Michael Vick for the most regular season 100-yard rushing games (10) by a QB in NFL history. He also became the only QB in NFL history to post multiple 3+ passing TD and 100+ rushing yard games (also 12/22/19 at Cle.).
- Jackson (9/19 vs. KC) eclipsed 3,000 rushing yards in his 48th-career game, becoming the fastest QB in NFL history to reach that mark (Mike Vick – 61 games).

P Sam Koch

- Koch (10/24 vs. Cin.) booted his 1,125th ball as a member of the Ravens, setting a record for the most punts by one player with a single team in NFL history.

OLB Odafe Oweh

- Oweh (5 sacks, 3 FFs & 2 FRs) joined Terrell Suggs (12 sacks, 5 FFs & 4 FRs in 2003) as the only Ravens in team history to produce at least 5 sacks, multiple FFs and multiple FRs in a rookie campaign.
- Oweh (11/28/21 vs. Cle.) was the NFL's only 2021 rookie to post a sack, FF and FR in the same game.

K Justin Tucker

- Tucker (sixth-straight season) registered at least 130 points in the most consecutive seasons in NFL history. He also recorded 30 FGM for the NFL record seventh season of a kicking career.
- Tucker (1,360) tallied the most points scored through a player's first 10 seasons (2012-21) in NFL history, surpassing K Stephen Gostkowski's previous mark of 1,330 points (2006-15).
- Tucker (9/26 at Det.) connected on a game-winning and NFL-record 66-yard kick, becoming the first kicker in NFL history with multiple 60-plus-yard game-winners or go-ahead makes in the final minute of regulation (also 12/16/13 at Det. – 61 yards).
- Tucker (10/3 at Den.) became the fastest kicker to 300 FGM, reaching that mark in his 148th-career game.

RAVENS WINNING WAYS

TOP FRANCHISES / SINCE 2000

TOTAL WINS

1. New England Patriots..... 284
2. Pittsburgh Steelers 241
3. Green Bay Packers 237
4. Indianapolis Colts 230
5. Baltimore Ravens 225
6. Philadelphia Eagles 217

SUPER BOWL BERTHS

1. New England Patriots..... 9
2. New York Giants 3
Pittsburgh Steelers 3
Sea. Seahawks, STL/LAR Rams.. 3
5. Baltimore Ravens, Car., Den. ... 2
Ind., KC, Phi., SF, TB 2

SUPER BOWL TITLES

1. New England Patriots..... 6
2. Baltimore Ravens 2
New York Giants 2
Pittsburgh Steelers 2
Tampa Bay Buccaneers 2
6. Eight Teams 1

CONF. TITLE GAMES

1. New England Patriots..... 13
2. Green Bay Packers 6
Philadelphia Eagles 6
Pittsburgh Steelers 6
5. San Francisco 49ers 5
6. Baltimore Ravens, Ind., KC, ... 4

WINNING SEASONS

1. New England Patriots..... 20
2. Green Bay Packers 17
Pittsburgh Steelers 17
4. Indianapolis Colts 16
5. Baltimore, Phi., Sea. 15

PLAYOFF BERTHS

1. New England Patriots..... 18
2. Green Bay Packers 16
3. Indianapolis Colts 15
4. Phi., Pit, Sea. 14
7. Baltimore 13

PLAYOFF GAMES

1. New England Patriots..... 42
2. Green Bay Packers 29
3. Baltimore Ravens 27
Ind., Phi., Pit., Sea. 27
8. Kansas City, New Orleans... 19

PLAYOFF WINS

1. New England Patriots..... 30
2. Baltimore Ravens 16
3. Pittsburgh Steelers 15
4. Green Bay Packers 14
Philadelphia, Seattle 14

TWO-TIME SUPER BOWL CHAMPIONS



In a magnificent effort showcasing thrilling performances by their defense, offense and special teams units, the Baltimore Ravens won Super Bowl XXXV with a 34-7 victory over the New York Giants. Allowing the Giants a meager 152 total net yards, New York's attack crossed midfield just twice, while Baltimore's "D" posted 4 INTs. LB Ray Lewis was named the game's MVP, capping an accolade-filled season in which he was also tabbed the NFL's Defensive Player of the Year.

Baltimore defeated San Francisco, 34-31, in Super Bowl XLVII, capturing the franchise's second World Championship. After an amazing first-half performance, the Ravens took a commanding 28-6 lead. But following a bizarre, 34-minute power outage that halted play, the 49ers stormed back into contention. Clinging to a 34-29 edge late in the game, the Ravens stood firm on a pivotal goal-line stand, jamming SF on four-straight plays inside the 7-yard line. QB Joe Flacco was named the game's MVP.

PLAYOFF PERFORMERS

FRANCHISE PLAYOFF WINNING PERCENTAGES [SINCE 1970 MERGER]

Rk.	Team	Record	Pct.
1.	New England Patriots*****	36-21	.632
2.	New York Giants****	20-12	.625
3.	San Francisco 49ers*****	34-21	.618
4.	Baltimore Ravens**	16-11	.593
5.	Pittsburgh Steelers*****	36-26	.581

* Number of Super Bowl Titles

JOHN HARBAUGH ERA [SINCE 2008]

PLAYOFF BERTHS

1. New England Patriots..... 12
2. Green Bay Packers 11
3. Baltimore Ravens 9
Kansas City Chiefs 9
Pittsburgh Steelers 9
Seattle Seahawks 9
7. Indianapolis Colts 8
New Orleans Saints 8
Philadelphia Eagles 8

TOTAL WINS

1. New England Patriots..... 179
2. Green Bay Packers 156
3. Pittsburgh Steelers 152
4. New Orleans Saints 150
5. Baltimore Ravens 148
6. Seattle Seahawks 138
7. Kansas City Chiefs 137
8. Indianapolis Colts 134
9. Dallas Cowboys 127

PLAYOFF WINS

1. New England Patriots..... 16
2. Baltimore Ravens 11
Green Bay Packers 11
4. Seattle Seahawks 10
5. Kansas City, San Francisco... 9

PLAYOFF GAMES

1. New England Patriots..... 25
2. Green Bay Packers 21
3. Baltimore Ravens 19
4. Seattle Seahawks 18
5. Kansas City Chiefs 17

AFC TITLE GAMES

1. New England Patriots..... 8
2. Kansas City Chiefs 4
3. Baltimore Ravens 3
Pittsburgh Steelers 3
5. Denver, Indianapolis 2
NY Jets 2

PLAYOFF ROAD WINS

1. Baltimore Ravens 8
2. Green Bay Packers 5
San Francisco 49ers 5
4. New York Jets 4
5. LA Rams, Philadelphia 3
Seattle, Tampa Bay, Tennessee .. 3

REG. SEASON WINS

1. New England Patriots..... 163
2. Green Bay Packers 145
3. Pittsburgh Steelers 144
4. New Orleans Saints 142
5. Baltimore Ravens 137
Kansas City, Seattle 128
6. Indianapolis Colts 128

REG. SEASON HOME WINS

1. New England Patriots..... 91
2. Green Bay Packers 86
3. Baltimore Ravens 82
4. Pittsburgh Steelers 81
5. New Orleans Saints 76
6. Minnesota Vikings 73
Seattle Seahawks 73

SUPER BOWL SUCCESS

The Ravens are one of five franchises (New England, NY Giants, Pittsburgh & Tampa Bay) to win multiple Super Bowls since 2000.

HEAD COACH JOHN HARBAUGH



RECORDS (2008-21)

- Overall Career Record 148-96
- Regular Season Record 137-88
- at Home 82-31
- on Road 55-57
- vs. AFC 101-67
- vs. AFC North 50-34
- vs. NFC 36-21
- Playoff Record 11-8
- Home Playoff Games 2-2
- Road Playoff Games 8-6
- Super Bowl Record 1-0
- Preseason 40-12

ALL-TIME RAVENS COACHING RECORDS

John Harbaugh is the third head coach in Baltimore Ravens history. He is the franchise's all-time winningest coach (148 total victories), 11 of which have come in the playoffs.

Coach	Seasons	Reg. Season	Playoffs	Total
John Harbaugh	2008-21	137-88	11-8	148-96
Brian Billick	1997-2007	80-64	5-3	85-67
Ted Marchibroda	1996-98	16-31-1	n/a	16-31-1

HARBAUGH FAST FACTS

John Harbaugh has led the Ravens to a playoff berth in nine (2008-12, 2014 & 2018-20) of his 14 seasons, and in 2012, captured the franchise's second Super Bowl title. In 2019, Coach Harbaugh became the first Ravens coach ever to win Associated Press NFL Coach of the Year Award.

Here are several more Harbaugh quick hits:

- ✗ Harbaugh owns the most road playoff wins (eight) by a HC in NFL history. Tom Landry (Dal.) and Tom Coughlin (Jax./NYG) are second with seven each.
- ✗ Under Harbaugh, Baltimore is one of six teams (NE, GB, KC, Pit. & Sea.) to earn a playoff berth in at least nine of the past 14 seasons. Baltimore is also one of 10 teams (KC, Buf., GB, LAR, NE, NO, Phi. Sea. & Ten.) to make the playoffs in at least three of the past four seasons (2018-21).
- ✗ In 2019, the Ravens posted a franchise-best 14-2 record. Baltimore won a team-record 12-straight games to close out the regular season, earning its first-ever No. 1 playoff seed.
- ✗ Coach Harbaugh has led the Ravens to four AFC North Division titles (2011-12, 2018-19).
- ✗ The Ravens' 11 playoff wins since 2008 tie (GB) for the second most in the NFL (New England - 16).
- ✗ Under "Harbs," the Ravens have secured an appearance in three AFC Championship games (2008, 2011 & 2012).
- ✗ "Harbs" is the only head coach in NFL history to win a playoff game in each of his first four and five seasons.

- ✗ John and his brother, Jim (formerly of the 49ers), are the only head coaches to advance to three conference title games in the first five years as NFL bosses.
- ✗ Harbaugh is the only coach in NFL history to win a playoff game in six of the first seven seasons of a coaching career.
- ✗ In 2012, Harbaugh became the third coach (with Bill Cowher & Chuck Knox) since the 1970 merger to guide his team to the playoffs in each of his first five seasons.
- ✗ With the Ravens' 2014 playoff berth, Harbaugh became one of eight coaches in NFL history to make the postseason in six of their first seven seasons coaching.

RAVENS UNDER HARBAUGH: SINCE 2008

3

AFC TITLE GAMES
3RD MOST,
TIED, PIT.

8

ROAD PLAYOFF WINS
NFL'S MOST

9

PLAYOFF BERTHS
3RD MOST,
TIED, KC, PIT. & SEA.

11

PLAYOFF WINS
2ND MOST, TIED, GB

82

WINS AT HOME
3RD MOST

148

TOTAL VICTORIES
5TH MOST

HEAD COACH JOHN HARBAUGH

ACTIVE HEAD COACH WINNING PERCENTAGE

Baltimore Ravens head coach John Harbaugh owns the sixth-best winning percentage (.607) among active coaches (min. 100 games), compiling a strong 148-96 record (including playoffs).

2021 ACTIVE HEAD COACHES / CAREER WINNING PERCENTAGE [TOTALS INCLUDE REGULAR SEASON AND PLAYOFF GAMES / MIN. 100 GAMES]

Rank	Coach	Teams	Seasons	Record	Pct.
1.	Bill Belichick	Cle./NE	1991-95, 2000-21	321-156	.673
2.	Mike Tomlin	Pit.	2007-21	162-94-2	.632
3.	Bruce Arians	Ari./TB	2013-17, 2019-21	86-51-1	.627
4.	Andy Reid	Phi./KC	1999-2012, 2013-21	252-151-1	.625
5.	Sean Payton	NO	2006-11, 2013-21	161-97	.624
6.	John Harbaugh	Bal.	2008-21	148-96	.607
7.	Mike McCarthy	GB/Dal.	2006-18, 2020-21	153-101-2	.602
8.	Pete Carroll	NYJ/NE/Sea.	1994, 1997-99, 2010-21	163-114-1	.588

COACHES WITH AT LEAST NINE PLAYOFF BERTHS — IN FIRST 14 NFL SEASONS —

Coach	Berths
Tony Dungy	11
Bud Grant	11
Marty Schottenheimer	11
Pete Carroll	10
Bill Cowher	10
Mike Holmgren	10
Mike McCarthy	10
John Harbaugh	9
Joe Gibbs	9
Chuck Knox	9
Chuck Noll	9
Sean Payton	9
Andy Reid	9
Mike Tomlin	9

COACH HARBAUGH'S CAREER STOPS

Team	Position	Years
Baltimore Ravens	Head Coach	2008-22
Philadelphia Eagles	Secondary	2007
Philadelphia Eagles	Special Teams Coordinator	1998-2006
Indiana University	DBs / Special Teams Coord.	1997
University of Cincinnati	Assistant Head Coach	1995-96
University of Cincinnati	TEs / OLBs / RBs / Special Teams	1989-94
Morehead State	DBs / ST Coord. / S&C Coach	1988
University of Pittsburgh	Tight Ends	1987
Western Michigan	Graduate Assistant	1984-86

HARBS IN ELITE COMPANY

MOST PLAYOFF WINS BY A HEAD COACH / FIRST 14 SEASONS

Coach (Teams)	Playoff Wins	Coach (Teams)	Playoff Wins
Joe Gibbs (Was.)	17	John Harbaugh (Bal.)	11
Bill Belichick (Cle./NE)	15	Pete Carroll (NYJ/NE/Sea.)	11
Chuck Noll (Pit.)	14	Mike Holmgren (GB/Sea.)	11
Bill Cowher (Pit.)	12	Bill Parcells (NYG/NE/NYJ/Dal.)	11

HARBS' RAVENS TENURE

Year	Record	Playoffs (Result)
2021	8-9	No Playoff Berth
2020	11-5	1-1 (Advanced to Divisional Round)
2019	14-2	0-1 (No. 1 Seed / Advanced to Divisional Round)
2018	10-6	0-1 (Advanced to Wild Card Round)
2017	9-7	No Playoff Berth
2016	8-8	No Playoff Berth
2015	5-11	No Playoff Berth
2014	10-6	1-1 (Advanced to Divisional Round)
2013	8-8	No Playoff Berth
2012	10-6	4-0 (Won Super Bowl XLVII)
2011	12-4	1-1 (Advanced to AFC Championship)
2010	12-4	1-1 (Advanced to Divisional Round)
2009	9-7	1-1 (Advanced to Divisional Round)
2008	11-5	2-1 (Advanced to AFC Championship)

DURING HARBAUGH ERA / SINCE 2008

TOTAL WINS (REG + POST)

Rk.	Team	Total Wins
1.	New England	179
2.	Green Bay	156
3.	Pittsburgh	152
4.	New Orleans	150
5.	Baltimore	148
6.	Seattle	138

PLAYOFF BERTHS

Berths	Team (Seasons)
12	NE ('09-19, '21)
11	GB ('09-16, '19-21)
9	Bal. ('08-12, '14, '18-20)
9	KC ('10, '13, '15-21)
9	Pit. ('08, '10-11, '14-17, '20-21)
9	Sea. ('10, '12-16, '18-20)

POSTSEASON SUCCESS: 2021 ACTIVE COACHES

PLAYOFF WIN PERCENTAGE (MIN. 6 GAMES)

Rk.	Coach	Rec.	Pct.
1.	Bill Belichick	31-13	.705
2.	Sean McVay	7-3	.700
3.	Bruce Arians	6-3	.667
	Kyle Shanahan	4-2	.667
5.	John Harbaugh	11-8	.579

SUPER BOWL TITLES

1.	Bill Belichick	6
2.	John Harbaugh	1
	Bruce Arians	1
	Pete Carroll	1
	Mike McCarthy	1
	Sean McVay	1
	Sean Payton	1
	Andy Reid	1
	Mike Tomlin	1

HARBS' REGULAR SEASON TRENDS

• September	31-16
• October	26-26
• November	40-17
• December	36-25
• January	4-4
• Leading at halftime	110-23
• Leading after 3 quarters	119-18
• When scoring first	100-32
• Positive or even turnover ratio	107-37
• Scoring 20 or more points	117-41
• Scoring 30 or more points	57-6
• Totaling 350 or more net yards	81-35
• Rushing for 150 or more yards	56-14
• Holding opponent under 250 net yards	47-7
• Holding opponent under 21 points	110-19

RAVENS OFFENSIVE NOTES



GREG ROMAN
3 SEASONS AS RAVENS OFFENSIVE COORDINATOR
2019 NFL ASSISTANT COACH OF THE YEAR
MOST CONSECUTIVE GAMES W/ 100+ RUSHING YARDS (PRO FOOTBALL HISTORY)

Baltimore Ravens (2018-21)	43
Pittsburgh Steelers (1974-77)	43
Detroit Lions (1935-39)	38

ROMAN'S OFFENSES RACK UP TEAM RECORDS

In 2019, Baltimore set single-season franchise records in total TDs (64), points (531), net yards (6,521), rushing yards (3,296) and first downs (386). In 2020, the Ravens posted the second-most total TDs (55), points (468) and rushing yards (3,071) in franchise history, while 2021's 6,440 total yards stand second.

TOTAL TDs			POINTS		
Rk.	Year	TDs	Rk.	Year	Points
1.	2019	64	1.	2019	531
2.	2020	55	2.	2020	468
3.	2009	47	3.	2014	409

NET YARDS			RUSHING YARDS		
Rk.	Year	Yards	Rk.	Year	Yards
1.	2019	6,521	1.	2019	3,296
2.	2021	6,440	2.	2020	3,071
3.	2018	5,999	3.	2003	2,674

DID YOU KNOW?

- During the John Harbaugh Era (since 2008) when rushing for at least 125 yards, the Ravens have produced an 81-22 record. Baltimore is 56-14 when rushing for at least 150 yards and 30-4 when tallying at least 200 yards, under Coach Harbaugh.
- Eight of the Ravens' all-time Top 13 rushing outputs have occurred since 2018, when QB Lamar Jackson became the starter: 404 at Cin. in 2020 (1st), 296 at Cle. in 2018 (4th), 294 vs. Dal. in 2020 (5th), 285 at LAR in 2019 (7th), 269 vs. Cin. in 2019 (9th), 267 vs. Cin. in 2018 (10th), 265 vs. Pit. in 2020 (11th) & 265 at Mia. in 2019 (11th).
- The 2020 Ravens became the first team in NFL history to have three players – QB Lamar Jackson, RB J.K. Dobbins & RB Gus Edwards – each tally at least 700 rushing yards and 6 rushing TDs.
- Since QB Lamar Jackson became Baltimore's starter in Week 11 of 2018, the Ravens have rushed for at least 200 yards in an NFL-high 23 games. (Tennessee is second with 13 such games.)

TOP 2021 OFFENSIVE RANKINGS

TOTAL FIRST DOWNS		RUSHING YPG	
1.	Kansas City 419	1.	Philadelphia 159.7
2.	Tampa Bay 404	2.	Indianapolis 149.4
3.	LA Chargers 401	3.	Baltimore 145.8
4.	Buffalo Bills 398	4.	Cleveland 145.4
5.	Baltimore 394	5.	Tennessee 141.4

POINTS SCORED / 2-MIN. OFF.		THREE-AND-OUT PCT.	
1.	Baltimore 41	1.	Kansas City 10.1
	Detroit 41	2.	LA Rams 13.3
3.	Cincinnati 40	3.	Buffalo 14.0
4.	Indianapolis 37	4.	Baltimore 14.9
5.	San Francisco 36	5.	New England 15.4

CHEWING UP THE CLOCK

In 2021, the Ravens' offense ranked third in the NFL in average time of possession, producing a 32:22 mark.

AVERAGE TIME OF POSSESSION / 2021 SEASON

Rk.	Team	Avg. TOP	Record
1.	Green Bay Packers	32:43	13-4
2.	Tennessee Titans	32:40	12-5
3.	Baltimore Ravens	32:22	8-9
4.	Indianapolis Colts	31:44	9-8

OFFENSIVE RANKINGS SINCE 2019 / ROMAN AS RAVENS O.C.

POINTS PER GAME		RUSHING YARDS PER GAME	
1.	Tampa Bay 29.8	1.	Baltimore 180.5
2.	Kansas City 28.7	2.	Tennessee 149.3
3.	Baltimore 28.3	3.	Cleveland 137.7

RAVENS SET NFL RECORD

From Week 11 of 2018, when QB Lamar Jackson became the Ravens' starter, through Week 9 of 2020, Baltimore scored 20+ points in 31 straight regular season games, marking the longest streak in NFL history.

CONSECUTIVE GAMES SCORING 20+ POINTS / NFL HISTORY

Rk.	Team	Dates	Cons. Games
1.	Baltimore 11/18/2018 – 11/08/2020 31		
2.	Denver 12/02/2012 – 11/09/2014 30		
3.	St. Louis 09/12/1999 – 11/26/2000 28		

MOST RUSHING YARDS IN A 16-GAME NFL SEASON

Rk.	Team (Year)	Yards	Avg.	Att.
1.	Baltimore (2019)	3,296	5.53	596
2.	New England (1978)	3,165	4.72	671
3.	Baltimore (2020)	3,071	5.53	555
4.	Kansas City (1978)	2,986	4.50	663
5.	Chicago (1984)	2,974	4.41	674

RAVENS DEFENSIVE NOTES



MIKE MACDONALD ENTERING FIRST SEASON AS RAVENS DEFENSIVE COORDINATOR

"Mike is one of us – a Raven through and through. During his initial seven seasons with us, it was evident that his leadership, intelligence and passion would earn him the opportunity to be a defensive coordinator in the NFL."

- Head coach John Harbaugh on defensive coordinator Mike Macdonald

2021 SUCCESS AT MICHIGAN

- In his lone season (2021) coordinating Michigan's defense, Mike Macdonald helped guide the Wolverines to their first Big Ten title since 2004 and an appearance in the College Football Playoff semifinals.
- While in Ann Arbor, Macdonald's unit produced the nation's eighth-ranked scoring defense (17.4 ppg), also finishing 20th in yards allowed per game (330.9) and 11th in red zone touchdown efficiency (45.7%).
- Macdonald played an instrumental role in the 2021 standout performance of Wolverines' DE Aidan Hutchinson, who earned first-team All-American honors and was a Heisman Trophy finalist after producing a career-high and single-season school record 14 sacks.

TOP 2021 DEFENSIVE RANKINGS

RUSHING YPG DEFENSE / 2021

Rk.	Team	YPG
1.	Baltimore Ravens	84.5
2.	Tennessee Titans	84.6
3.	Tampa Bay Buccaneers	92.5

THIRD-DOWN DEFENSE / 2021

Rk.	Team	Pct.
1.	Buffalo Bills	30.8
2.	Dallas Cowboys	34.1
3.	Baltimore Ravens	34.8

OPP. 3RD- & 4TH-AND-1 CONVERSION PCT. / 2021

Rk.	Team	Pct.
1.	Cincinnati Bengals	59.3
2.	Minnesota Vikings	60.0
3.	New York Jets	63.0
4.	Baltimore Ravens	63.3
5.	Miami Dolphins	63.9

DEFENSIVE CHARTS UNDER COACH MACDONALD

From 2018-20, Macdonald led a Ravens' linebackers corps that helped Baltimore produce the NFL's No. 1 overall defense (307.8 ypg) during that span, while also permitting the league's fewest points per game (18.2).

RAVENS' DEFENSIVE RANKINGS FROM 2018-20

POINTS ALLOWED PER GAME		YARDS ALLOWED PER GAME	
1.	Baltimore 18.2	1.	Baltimore 307.8
2.	New England 18.8	2.	Pittsburgh 312.4
3.	Chicago 19.8	3.	San Francisco 314.3
4.	Pittsburgh 20.3	4.	Buffalo 315.0

In 2017, alongside pass game coordinator/secondary coach Chris Hewitt, Macdonald helped guide a defensive backfield that contributed to the NFL's most INTs (22) and forced turnovers (34). Baltimore also finished second in the league in both defensive passer rating (72.4) and defensive TDs (five).

DEFENSIVE RANKINGS UNDER HARBAUGH

Mike Macdonald now leads a defense that, during the John Harbaugh Era (2008-21), has been superb, ranking either No. 1 or No. 2 in several major defensive categories.

2	2	1
POINTS ALLOWED PER GAME	TOTAL NET YARDS ALLOWED PER GAME	RUSHING YARDS ALLOWED PER GAME
19.2	319.0	96.5
1	2	1
SCRIMMAGE TDs ALLOWED	OPPONENT PASSER RATING	THIRD-DOWN DEFENSE
431	81.4	35.9

DEFENSIVE FAST FACTS

- Under John Harbaugh, the Ravens have posted a Top 5 scoring defense in seven of his 14 seasons.
- During Coach Harbaugh's 14 seasons in Baltimore, the Ravens have boasted 10 Top 10 defenses (yards allowed).
- In a 2020 win vs. Cin. (10/11), Baltimore had five different DBs record at least 1 sack, marking the first time in NFL history that feat has been accomplished.
- In 2018's Week 6 win at the Titans, Baltimore racked up a franchise-best 11 sacks, tying for the second most by a team in league history. They also stand as the most in an NFL game since 2012 (SD, 11).
- Since 2017, 34 shutouts have been pitched by defenses throughout the NFL. Of those, a league-high 4 (tied w/ New England) have come courtesy of the Ravens.

RAVENS SPECIAL TEAMS NOTES



CHRIS HORTON
3 SEASONS AS RAVENS
SPECIAL TEAMS COORDINATOR

RAVENS SINCE 2011

- 6** KICKOFF RETURN TDs
NFL'S SECOND MOST
[TIED WITH KC]
- 6** PUNT RETURN TDs
NFL'S FOURTH MOST
[TIED WITH DEN., LAR & PHI.]
- 12** TOTAL RETURN TDs
NFL'S THIRD MOST

DUVERNAY: 2021 PRO BOWL RETURNER

In 2021, first-team All-Pro and Pro Bowler **WR/RS Devin Duvernay** produced a 13.8 PR average, ranking No. 1 in the NFL. His 360 PR yards stood as the NFL's second most.

NFL PUNT RETURN AVERAGE / 2021

Rk.	Player (Team)	PR	Yards	Avg.	Long	TDs
1.	Devin Duvernay (Bal.)	26	360	13.8	42	0
2.	Jakeem Grant (Chi.)	26	309	11.9	97t	1
	Gunner Olszewski (NE)	26	309	11.9	27	0

Duvernay also ranked No. 1 in the NFL in 20+ yard PRs (6).

PUNT RETURNS OF 20+ YARDS / 2021

Rk.	Player (Team)	20+ Yard PR
1.	Devin Duvernay (Bal.)	6
2.	Jakeem Grant (Chi.)	4
	Gunner Olszewski (NE)	4

BALTIMORE BLOCK PARTY

BLOCKED KICKS / SINCE 2014

Rk.	Team	Blocks
1.	Philadelphia	21
2.	New England	20
3.	Denver	19
4.	Miami	17
5.	Baltimore	16

RAVENS' 16 BLOCKS (SINCE 2014): BREAKDOWN

Total Blocks	16	1st Qtr.	4	When Losing	9
FG Blocks	10	2nd Qtr.	2	When Winning	5
PAT Blocks	3	3rd Qtr.	3	When Tied	2
Punt Blocks	3	4th Qtr.	7	Record	12-4

11 – A team-high special teams tackles in 2021 by LB Chris Board, who represented Baltimore on the Pro Bowl ballot.

A RICH HISTORY OF SPECIAL TEAMS

Following the retirement of longtime ST coordinator Jerry Rosburg, Chris Horton took over as the special teams coach in 2019. Horton, who served as Rosburg's assistant for three seasons (2016-18), leads the standout special teams battery.

SEVEN PRO BOWL SPECIALISTS

• Seven Ravens have earned 14 combined Pro Bowl honors during the John Harbaugh Era (since 2008): ST Brendon Ayanbadejo (2008), K Billy Cundiff (2010), RS Devin Duvernay (2021), RS Jacoby Jones (2012), K Justin Tucker (2013, 2016 & 2019-21), LS Morgan Cox (2015, 2016 & 2019-20) and P Sam Koch (2015).

PRIME KICKER & PUNTER

• Five-time Pro Bowl K Justin Tucker, who the Ravens signed as a rookie free agent, owns the NFL's most FGs (326) since entering the NFL in 2012. With a 91.1% career success mark, "Tuck" is the most accurate kicker in league history (326-of-358 on FGAs). Earning his first Pro Bowl nod in 2015, P Sam Koch's 46.7 gross average ranked No. 9 in the NFL that season, while his 42.9 net average was No. 2. In 2017, Koch led the NFL in both punts inside the 10 (16) and the 20 (a franchise-record 40).

RAVENS' RETURN MEN SOAR

• Dating back to 2011, six different Ravens have returned punts for touchdowns: WR Michael Campanaro, WR Kaelin Clay, WR Tandon Doss, CB Cyrus Jones, WR Jacoby Jones and DB Lardarius Webb.

DUVERNAY CONTINUES ROOKIE KOR-TD TREND

• In Week 3 of 2020 vs. KC, then-rookie WR Devin Duvernay produced a 93-yard KOR-TD. It marked the NFL's first KOR-TD of 2020 and was the Ravens' sixth KOR-TD since 2011, tied with KC for the NFL's second most. Only the Vikings (9) have produced more KOR-TDs dating back to 2011. Duvernay became the fifth rookie in Ravens history to return a kickoff for a TD, joining Patrick Johnson (1998), Yamon Figurs (2007), Lardarius Webb (2009) and David Reed (2010).


NO. 1 KOR AVERAGE UNDER HARBAUGH

Since 2008, when John Harbaugh became the Ravens' head coach, Baltimore owns the NFL's No. 1 KOR average (24.8).

NFL KICKOFF RETURN AVERAGE (SINCE 2008 / HARBAUGH'S BALTIMORE TENURE)

Rk.	Team	KOR	Yards	Avg.	Long	TDs
1.	Baltimore	558	13,813	24.8	108t	8
2.	Minnesota	602	14,712	24.4	109t	12
3.	NY Jets	671	15,995	23.8	107t	8

RAVENS PERSONNEL NOTES



ERIC DeCOSTA
26 SEASONS WITH THE RAVENS
3 AS EVP & GENERAL MANAGER

RAVENS SCOUTING HISTORY / SINCE 1996

30 *HOMEGROWN RAVENS PRO BOWLERS*

26 *DRAFTED RAVENS TO EARN PRO BOWL HONORS*

4 *UNDRAFTED ROOKIES TO EARN PRO BOWL HONORS*

HOMEGROWN PRO BOWLERS

The Ravens have had 51 different players earn Pro Bowl honors since the team's 1996 inception. Of those, 30 are homegrown – 26 drafted and 4 signed as a rookie free agent.

RAVENS HOMEGROWN PRO BOWLERS / SINCE 1996 INCEPTION

Year Drafted (Rd.)	Name	Pro Bowls
1996 (1st)	LB Ray Lewis	13
1996 (1st)	T Jonathan Ogden	11
2002 (1st)	S Ed Reed	9
2007 (3rd)	G Marshal Yanda	8
2003 (1st)	OLB Terrell Suggs	7
2006 (1st)	DT Haloti Ngata	5
2012 (RFA)	K Justin Tucker #	5
1997 (1st)	OLB Peter Boulware	4
2010 (RFA)	LS Morgan Cox #	4
2014 (1st)	LB C.J. Mosley	4
1999 (1st)	CB Chris McAlister	3
2017 (RFA)	FB Patrick Ricard #	3
2008 (2nd)	Ray Rice	3
2018 (3rd)	TE Mark Andrews	2
2018 (3rd)	T Orlando Brown Jr.	2
2001 (1st)	TE Todd Heap	2
2017 (1st)	CB Marlon Humphrey	2
2018 (1st)	QB Lamar Jackson %	2
2016 (5th)	OLB Matthew Judon	2
1996 (5th)	WR/RS Jermaine Lewis	2
2007 (4th)	FB Le'Ron McClain	2
2000 (6th)	OLB Adalius Thomas	2
2020 (3rd)	WR/RS Devin Duvernay	1
2007 (1st)	G Ben Grubbs	1
2013 (4th)	FB Kyle Juszczyk	1
2006 (6th)	P Sam Koch	1
2000 (1st)	RB Jamal Lewis	1
2002 (RFA)	LB Bart Scott #	1
2016 (1st)	T Ronnie Stanley	1
2013 (3rd)	DT Brandon Williams	1

Undrafted Rookie Free Agent

Bold Indicates 2021 Pro Bowler

FIRST-ROUND FINDS

The Ravens have tabbed 28 players in the first round. These picks have earned 66 combined Pro Bowls, multiple POTY Awards, an NFL MVP honor, two Super Bowl MVPs and three HOF selections.

RAVENS ALL-TIME FIRST-ROUND DRAFT PICKS

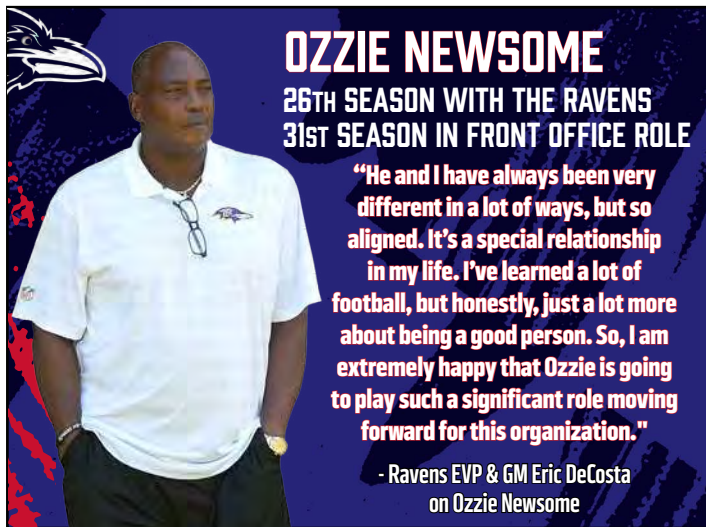
Year	Name	Pick	Pro Bowls
1996	T Jonathan Ogden * ~	4	11
1996	LB Ray Lewis + + ~ ~	26	13
1997	LB Peter Boulware *	4	4
1998	CB Duane Starks	10	
1999	CB Chris McAlister	10	3
2000	RB Jamal Lewis * =	5	1
2000	WR Travis Taylor	10	
2001	TE Todd Heap	31	2
2002	S Ed Reed * + ~	24	9
2003	OLB Terrell Suggs * +	10	7
2003	QB Kyle Boller	19	
2005	WR Mark Clayton *	22	
2006	DT Haloti Ngata *	12	5
2007	G Ben Grubbs *	29	2
2008	QB Joe Flacco ^ ~	18	
2009	T Michael Oher *	23	
2011	CB Jimmy Smith	27	
2013	S Matt Elam	32	
2014	LB C.J. Mosley *	17	4
2015	WR Breshad Perriman	26	
2016	T Ronnie Stanley	6	1
2017	CB Marlon Humphrey	16	2
2018	TE Hayden Hurst	25	
2018	QB Lamar Jackson %	32	2
2019	WR Marquise Brown	25	
2020	ILB Patrick Queen *	28	
2021	WR Rashod Bateman	27	
2021	OLB Odafe Oweh*	31	

% NFL MVP ~ Super Bowl MVP + Defensive Player of the Year
= Offensive Player of the Year ~ Pro Football Hall of Fame
* All-Rookie Team ^ NFL Rookie of the Year (Fan Vote)

Baltimore has drafted three players (Ogden, Lewis & Reed) who were selected to the Pro Football Hall of Fame. For Ogden & Lewis, it was the first time ever two players were drafted in the same round (1st in 1996) by a team and reached the HOF in their initial year of eligibility.

Eric DeCosta has been with the franchise since Day One, first beginning as an intern during the inaugural 1996 season and then ascending to the personnel department's chief decision-maker in 2019. Prior to being named EVP/GM – succeeding the legendary Ozzie Newsome – DeCosta, 50, received GM interview offers annually from multiple teams in recent years. However, he never seriously considered leaving Baltimore, which has always aligned perfectly with what he envisioned to be his dream job.

RAVENS PERSONNEL NOTES



OZZIE NEWSOME

26TH SEASON WITH THE RAVENS
31ST SEASON IN FRONT OFFICE ROLE

"He and I have always been very different in a lot of ways, but so aligned. It's a special relationship in my life. I've learned a lot of football, but honestly, just a lot more about being a good person. So, I am extremely happy that Ozzie is going to play such a significant role moving forward for this organization."

- Ravens EVP & GM Eric DeCosta on Ozzie Newsome

"20/20 CLUB"

The Ravens' "20/20 Club" includes members of the personnel staff who started with as young assistants and grew into evaluators with more input. The term "20/20" refers to hiring 20-year-olds for \$20,000. But according to Ozzie Newsome: "The guys actually started when they were a little older than 20 and for more than \$20,000, but that's what we call them."

RAVENS "2020 CLUB" GRADUATES / CURRENT SCOUTS

Name	Joined Ravens	Current Title
George Kokinis	1991 (w/ Browns)	Dir. of Player Personnel
Eric DeCosta	1996	EVP & General Manager
Joe Hortiz	1998	Dir. of Player Personnel
Mark Azevedo	2005	Asst. Dir. of College & Pro Pers.
David Blackburn	2007	National Scout
Andrew Raphael	2013	National Scout
Brandon Berning	2015	Midwest/SW Area Scout
Joey Cleary	2015	Southeast Area Scout
Corey Frazier	2017	West Coast Area Scout
"Q" Attenoukon	2017	Pro & College Scout
Patrick McDonough	2018	Pro & College Scout
Chas Stallard	2018	Southwest Area Scout

ALL-PRO DRAFT PICKS

Over the past 26 seasons, led by Ozzie Newsome and Eric DeCosta, Baltimore has drafted a league-high (tied) 17 players who have earned AP first-team All-Pro honors. When including undrafted rookies LS Morgan Cox and K Justin Tucker, the Ravens have produced 19 "homegrown" AP first-team All-Pro selections since their 1996 inception.

MOST DRAFT CHOICES TO EARN AP FIRST-TEAM ALL-PRO [SINCE 1996 / RAVENS INCEPTION]

1. Baltimore ...17	Mark Andrews (1)	Ray Lewis (7)	Ed Reed (5)
New England . . 17	Devin Duvernay (1)	Chris McAlister (1)	Ronnie Stanley (1)
Pittsburgh 17	Marlon Humphrey (1)	Le'Ron McClain (1)	Terrell Suggs (1)
4. Dallas 16	Lamar Jackson (1)	Haloti Ngata (2)	Adalius Thomas (1)
San Francisco . . 16	Jamal Lewis (1)	Jonathan Ogden (4)	Marshal Yanda (2)
	Jermaine Lewis (1)	Kelechi Osemele (1)	

SUCCESS ACROSS THE DRAFT BOARD

1ST ROUND

Jonathan Ogden ('96), Ray Lewis ('96), Peter Boulware ('97), Chris McAlister ('99), Jamal Lewis ('00), Todd Heap ('01), Ed Reed ('02), Terrell Suggs ('03), Haloti Ngata ('06), Ben Grubbs ('07), Joe Flacco ('08), Michael Oher ('09), Jimmy Smith ('11), C.J. Mosley ('14), Ronnie Stanley ('16), Marlon Humphrey ('17), Lamar Jackson ('18), Marquise Brown ('19), Patrick Queen ('20)

2ND ROUND

Jamie Sharper ('97), Anthony Weaver ('02), Ray Rice ('08), Paul Kruger ('09), Torrey Smith ('11), Courtney Upshaw ('12), Kelechi Osemele ('12), Tyus Bowser ('17), J.K. Dobbins ('20)

3RD ROUND

Casey Rabach ('01), Marshal Yanda ('07), Lardarius Webb ('09), Brandon Williams ('13), Orlando Brown Jr. ('18), Mark Andrews ('18), Devin Duvernay ('20)

4TH ROUND

Edwin Mulitalo ('99), Edgerton Hartwell ('01), Jarret Johnson ('03), Le'Ron McClain ('07), Dennis Pitta ('10), Kyle Juszczyk ('13), Za'Darius Smith ('15), Tavon Young ('16), Anthony Averett ('18)

5TH ROUND

Jermaine Lewis ('96), Dawan Landry ('06), Arthur Jones ('10), Pernell McPhee ('11), Rick Wagner ('13), Nick Boyle ('15), Matthew Judon ('16)

6TH ROUND

Adalius Thomas ('00), Chester Taylor ('02), Sam Koch ('06), Tyrod Taylor ('11), Ryan Jensen ('13), Darren Waller ('15), Chuck Clark ('17), Bradley Bozeman ('18), DeShon Elliott ('18)

7TH ROUND

DeAngelo Tyson ('12), Michael Campanaro ('14), Zach Sieler ('18)

RFA

Mike Flynn ('97), Priest Holmes ('97), Will Demps ('02), Bart Scott ('02), Ma'ake Kemoeatu ('02), Jameel McClain ('08), Dannel Ellerbe ('09), Morgan Cox ('10), Josh Byrnes ('11), Justin Tucker ('12), James Hurst ('14), Zach Orr ('14), Patrick Onwuasor ('16), Michael Pierce ('16), Matt Skura ('16), Patrick Ricard ('17), Chris Board ('18), Gus Edwards ('18), Patrick Mekari ('19)

Ozzie Newsome's legacy is unlike any the game has seen. Known throughout all of sports as a premier leader, he is a Hall of Fame player, the architect of Baltimore's 2000 and 2012 Super Bowl championship teams and an elite evaluator who became the NFL's first African American GM. In 2019, his longtime top lieutenant, Eric DeCosta, took over as the Ravens' EVP & GM. However, Newsome maintains a significant role within the organization as its executive VP.

RAVENS IRONMEN / TURNOVER NOTES

RAVENS IRONMEN

RAVENS CONSECUTIVE GAMES PLAYED / ACTIVE STREAKS



JUSTIN TUCKER
161

TYUS BOWSER
59

PATRICK QUEEN
33

RAVENS CONSECUTIVE GAMES PLAYED / ALL-TIME STREAKS

Rk.	Player	Games	Years
1.	Sam Koch	239	2006-20
2.	Justin Tucker	161	2012-present
3.	Jarret Johnson	129	2003-11
4.	Joe Flacco	122	2008-15
5.	Anthony Levine Sr.	117	2013-20
6.	Peter Boulware	111	1997-2003

RAVENS ALL-TIME GAMES PLAYED

Rk.	Player	Games	Years
1.	Sam Koch	256	2006-present
2.	Terrell Suggs	229	2003-18
3.	Ray Lewis	228	1996-2012
4.	Matt Stover	207	1996-2008
5.	Jonathan Ogden	177	1996-2007
	Marshal Yanda	177	2007-19
7.	Morgan Cox	165	2010-20
8.	Joe Flacco	163	2008-18
9.	Justin Tucker	161	2012-present
10.	Ed Reed	160	2002-12
11.	Anthony Levine Sr.	146	2012-present
12.	Jarret Johnson	143	2003-11
13.	Chris McAlister	135	1999-2008
	Haloti Ngata	135	2006-14
15.	Mike Flynn	134	1998-2007
	Kelly Gregg	134	2001-10
17.	Todd Heap	133	2001-10

MOST REGULAR SEASON GAMES PLAYED RAVENS FRANCHISE HISTORY



SAM KOCH
256



TERRELL SUGGS
229



RAY LEWIS
228

TURNOVER MARGIN SINCE 2008

Since John Harbaugh's 2008 Baltimore arrival, the Ravens have produced the NFL's fifth-best turnover differential (+46).

NFL's TOP TURNOVER DIFFERENTIALS [SINCE 2008 / JOHN HARBAUGH ERA]

Rk.	Team	Takeaways	Giveaways	Turnover Diff.
1.	New England	395	231	+164
2.	Green Bay	363	238	+125
3.	Seattle	355	276	+79
4.	Kansas City	358	282	+76
5.	Baltimore	345	299	+46

TURNOVER MARGIN AT HOME

Baltimore owns a +51 differential at home during the John Harbaugh Era, ranking as the league's fourth-best mark.

NFL's TOP TURNOVER DIFFERENTIALS / AT HOME [SINCE 2008 / JOHN HARBAUGH ERA]

Rk.	Team	Takeaways	Giveaways	Turnover Diff.
1.	Green Bay	208	103	+105
2.	New England	204	116	+88
3.	Seattle	190	127	+63
4.	Baltimore	190	139	+51

TURNOVER TABLE SINCE 2000

Year	TA/TO	Plus/Minus	Record
2021	15/26	-11	8-9
2020	22/18	+4	11-5
2019	25/15	+10	14-2
2018	17/20	-3	10-6
2017	34/17	+17	9-7
2016	28/23	+5	8-8
2015	14/28	-14	5-11
2014	22/20	+2	10-6
2013	24/29	-5	8-8
2012	25/16	+9	10-6
2011	26/24	+2	12-4
2010	27/20	+7	12-4
2009	32/22	+10	9-7
2008	34/21	+13	11-5
2007	23/40	-17	5-11
2006	40/23	+17	13-3
2005	26/36	-10	6-10
2004	34/23	+11	9-7
2003	41/38	+3	10-6
2002	31/32	-1	7-9
2001	28/36	-8	10-6
2000	49/26	+23	12-4
Total	617/553	+64	209-144

THE RAVENS ARE...

SINCE 2000, HERE ARE THE RAVENS' RECORDS IN A GAME:

When turnover ratio is +2 or better 86-5

When turnover ratio is +1 or better 128-20

When turnover ratio is even 43-29

When turnover ratio is negative 38-95

THAT M&T MAGIC

HOME UNDER HARBS

Under John Harbaugh (since 2008), the Ravens own the NFL's third-best home winning percentage (.726), going 82-31 at M&T Bank Stadium.

NFL'S BEST REGULAR SEASON HOME RECORDS (JOHN HARBAUGH ERA / SINCE 2008)

Rk.	Team	Record	Pct.
1.	New England Patriots	91-22	.805
2.	Green Bay Packers	86-24-2	.777
3.	Baltimore Ravens	82-31	.726
4.	Pittsburgh Steelers	81-31-1	.721
5.	New Orleans Saints	76-36	.679

RAVENS DEFEND THE BANK

The Ravens have been outstanding at home since they arrived in Baltimore. Below are their respective home records and corresponding NFL rankings during several periods.

RAVENS HOME RECORDS / NFL RANKINGS

Time Period (Milestone)	Record	NFL Rank
Since 2010 (Past 12 Seasons)	70-27	3
Since 2008 (John Harbaugh's Arrival)	82-31	3
Since 2000 (First Super Bowl Season)	128-49	3
Since 1998 (M&T Bank Stadium Opened)	136-57	3
Since 1996 (Team's Inception)	143-65-1	4

HOME "D" UNDER HARBS (SINCE 2008)

17.5

POINTS ALLOWED
PER GAME
[NFL'S BEST]

78.2

OPPONENT PASSER
RATING
[NFL'S 2ND BEST]
BUFFALO - 76.3

306.9

YARDS ALLOWED
PER GAME
[NFL'S 2ND BEST]
PITTSBURGH - 306.6

X DATING BACK TO 2008, THE RAVENS HAVE OUTSCORED OPPONENTS 2,908 TO 1,974 AT HOME. IN THEIR 82 WINS DURING THIS SPAN, THE MARGIN OF VICTORY HAS BEEN 14.4 POINTS PER GAME.

X THE RAVENS OWN A +934 POINT DIFFERENTIAL AT HOME UNDER JOHN HARBAUGH, RANKING NO. 3 IN THE NFL (NE IS +1,284 & GB IS +1,037).

X BALTIMORE IS 38-0 UNDER HARBAUGH WHEN ALLOWING 12 POINTS OR FEWER AT HOME.

HOME "D" DOMINANCE DATES WAY BACK

The Ravens' "D" has been stout at home for many seasons. Since 2003, Baltimore ranks at the top in several key categories:

BEST NFL DEFENSES AT HOME / SINCE 2003

POINTS PER GAME (Fewest Allowed)	TOTAL DEFENSE (Fewest Yards Allowed)
1. Baltimore 17.1	1. Pittsburgh 299.8
2. New England 17.3	2. Baltimore 300.0
3. Pittsburgh 18.4	3. Buffalo 317.8
TAKEAWAYS	DEFENSIVE TDs
1. Baltimore 289	1. Arizona 34
New England 289	2. Baltimore 33
3. Buffalo 272	3. Green Bay 29
Green Bay 272	Tennessee 29

HOME FAST FACTS

- Under head coach John Harbaugh, the Ravens are 20-4 in September home games. The Ravens have won 23 of their past 27 home games in the month of September (dating back to 2006).
- Under Coach Harbaugh, the Ravens are 24-6 in November home games, producing the NFL's second-best such record. The Ravens have won 22 of their past 27 home games during the month.
- The Ravens are 24-9 at home in the month of December under John Harbaugh and 44-17 in such games during their history.
- Under Coach Harbaugh (since 2008), Baltimore has gone 22-7 against NFC teams at M&T Bank Stadium, producing the best home record by an AFC squad vs. the "other" conference.
- Baltimore has won 25 of its last 32 home games vs. NFC teams.
- In their history, the Ravens have hosted 27 games when the temperature was below 40 degrees. Baltimore is 21-5-1 in such cold weather games.
- Baltimore is 9-2 at home in November against AFC North foes under Harbaugh. Overall under Harbaugh, the Ravens are 28-14 in home games played against AFC North foes.
- Baltimore has won 23 of its last 34 home games vs. AFC North foes.
- The Ravens are 18-5 at home all time against teams from the West Coast/Pacific TZ. (Ari. - 3-1, LV - 6-1, LAC - 4-1, LAR - 0-1, SF - 3-0 & Sea. - 2-1).

BEST HOME DEFENSE

Baltimore has permitted an NFL-low 17.5 ppg at home during the John Harbaugh Era. Under "Harbs," the Ravens are 36-0 at home when allowing 10 points or fewer. In 23 of those games, the Ravens gave up no more than 7 points.

FEWEST POINTS PER GAME ALLOWED AT HOME (SINCE 2008 / JOHN HARBAUGH ERA)

BALTIMORE	17.5
NEW ENGLAND	18.4
PITTSBURGH	18.7



ALL-TIME RESULTS / TRENDS

RAVENS REGULAR SEASON RECORDS

	Overall Record	Home	Away
Overall	233-183-1	143-65-1	90-118
In M&T Bank Stadium (since 1998)	136-57	136-57	n/a
Coached by Ted Marchibroda	16-31-1	11-12-1	5-19
Coached by Brian Billick	80-64	50-22	30-42
Coached by John Harbaugh	137-88	82-31	55-57
vs. AFC Teams	172-142	105-53	67-89
vs. AFC North	68-52	40-20	28-32
vs. AFC Central (1996-2001)	26-28	13-14	13-14
vs. AFC East	27-22	19-5	8-17
vs. AFC South	23-18	15-6	8-12
vs. AFC West	28-22	18-8	10-14
vs. NFC Teams	61-41-1	38-12-1	23-29
vs. NFC North	11-9	7-3	4-6
vs. NFC Central (1996-2001)	3-5	3-1	0-4
vs. NFC East	17-9-1	10-2-1	7-7
vs. NFC South	12-8	6-4	6-4
vs. NFC West	18-10	12-2	6-8
On Monday Night Football	15-13	6-3	9-10
On Tuesday	1-0	1-0	0-0
On Wednesday	0-1	0-0	0-1
On Thursday Night Football	8-6	7-1	1-5
On Saturday	4-1	2-0	2-1
On Sunday Night Football	17-13	11-4	6-9
In Overtime	15-16-1	9-6-1	6-10
Ravens Shutout Wins	14-0	6-0	8-0
In Season Openers	14-12	9-4	5-8
Indoors	8-16	n/a	8-16

Note: Baltimore has played in Houston's Reliant/NRG Stadium six times (4-2), Indy's Lucas Oil Stadium three times (1-2), Dallas' Texas Stadium once (1-0), Atlanta's Mercedes-Benz Stadium once (1-0) and Las Vegas' Allegiant Stadium once (0-1). Four of those games at Reliant Stadium/NRG Stadium (12/13/10, 10/21/12, 12/21/14 & 9/20/20), and one at Allegiant Stadium (9/13/21), came when the roof was closed, meaning those games were "indoors," while the other games listed are considered "outdoors" due to open roofs. One of these games at Lucas Oil Stadium (11/8/20) came when the roof was opened, deeming that an outdoor game.

In August	0-1	0-1	0-0
In September	54-34	34-9	20-25
In October	45-53	23-21	22-32
In November	65-43-1	39-15-1	26-28
In December	63-46	44-17	19-29
In January	6-6	3-2	3-4

RAVENS REGULAR RESULTS WHEN...

Team	Since 2000	Since 2008	2021	Offense	Since 2000	Since 2008	2021
Record	209-144	137-88	8-9	Scoring 20 or more points	167-56	117-41	5-4
vs. AFC North (since 2002)	68-52	50-34	1-5	Scoring 30 or more points	77-8	57-6	4-1
vs. AFC	155-110	101-67	5-7	Having 20 or more first downs	106-62	84-43	7-8
vs. NFC	54-34	36-21	3-2	Totaling 350 or more net yards	106-50	81-35	5-5
Home	128-49	82-31	5-4	At least 35 minutes time of poss.	63-9	43-7	5-1
Away	81-95	55-57	3-5	Rushing for 150 or more yards	81-22	56-14	3-3
On grass	111-84	73-48	7-8	When not throwing an INT	117-29	79-22	2-4
Artificial turf	98-60	64-40	1-1	With a 100-yard rusher	72-24	44-11	2-1
Outdoors	202-131	131-80	7-8	Without a 100-yard rusher	137-120	93-77	6-8
Indoors	7-13	6-8	1-1	With a 100-yard receiver	44-29	32-20	4-3
September	46-27	31-16	2-1	Without a 100-yard receiver	165-115	105-68	4-6
October	42-42	26-26	3-1	With a 300-yard passer	24-20	22-15	2-1
November	60-31	40-17	3-1	Without a 300-yard passer	185-124	116-63	7-8
December	55-39	36-25	0-4	Defense	Since 2000	Since 2008	2021
January	6-5	4-4	0-2	When scoring a defensive TD	51-9	29-6	0-1
Leading at halftime	165-29	110-23	5-3	When returning an INT for a TD	35-4	17-3	0-1
Trailing at halftime	32-101	19-58	3-4	When returning a fumble for a TD	19-5	15-3	0-0
Tied at halftime	12-14	8-7	0-2	Recording 3 or more sacks	108-43	63-29	3-4
Tied after 3 quarters	5-8	3-4	0-0	Holding opp. under 250 net yards	74-20	47-7	1-0
Leading after 3 quarters	177-23	119-18	4-4	Holding opp. under 21 points	167-40	110-19	5-3
Trailing after 3 quarters	27-113	15-66	4-5	Holding opp. under 15 points	124-15	76-5	4-0
Decided by 7 points or fewer	87-82	56-58	6-6	Allowing a 100-yard rusher	22-30	14-20	1-0
Decided by 3 points or fewer	48-46	32-32	4-5	Not allowing a 100-yard rusher	187-114	123-68	7-9
When scoring first	144-47	100-32	5-5	Allowing a 100-yard receiver	42-46	26-30	4-4
When not scoring first	65-97	37-56	3-4	Not allowing a 100-yard receiver	167-98	111-58	4-5
Positive or even turnover ratio	171-49	107-37	4-3	Allowing a 300-yard passer	29-32	20-26	2-4
Negative turnover ratio	38-95	30-51	4-6	Not allowing a 300-yard passer	180-112	117-62	6-5
Winning penalty ratio	89-57	58-31	1-3				
Losing penalty ratio	101-74	64-46	4-4				
Overtime	13-14	9-11	2-2				
When returning a KOR for a TD	5-4	5-3	0-0				
When returning a PR for a TD	9-3	5-1	0-0				

PLAYER NOTES - JACKSON



QUICK CAREER NOTES

- ✗ Baltimore is 37-12 with Jackson as its regular season starter. Since his first NFL start (Week 11 of 2018), his 37 wins tie (Josh Allen) for the fourth most among all NFL QBs. Jackson is also the first QB in NFL history to reach 35 regular season wins before the age of 25.
- ✗ Jackson is the only QB in NFL history to record multiple career games with at least 3 TD passes *and* 100 rushing yards (Week 9 of 2021 vs. Min. & at Cle. in 2019).
- ✗ In 2021, Jackson recorded at least 200 passing yards *and* 50 rushing yards in seven games, tying Randall Cunningham (1990) and his own 2019 campaign for the most such performances in NFL single-season history.
- ✗ In 2020, Jackson (1,005) became the first QB in NFL history to surpass the 1,000-yard rushing milestone in multiple seasons, also doing so in 2019 (1,206).
- ✗ Jackson (2019-20), Josh Allen (2020-21) and Deshaun Watson (2018-19) are the only QBs with at least 25 TD passes and 5 rushing TDs in consecutive seasons in NFL history.
- ✗ Jackson is the fastest QB in league history (35 games) to reach 5,000 passing yards & 2,000 rushing yards.
- ✗ Jackson (10) owns the most “double-triples” (at least 100 rushing & 100 passing yards in a game) in league history.
- ✗ Jackson has produced 10 career regular season games with at least 100 rushing yards, tying (Michael Vick) for the most by a QB in NFL history.

MOST REGULAR SEASON WINS BY A STARTING QB (SINCE WEEK 11 OF 2018 / JACKSON'S FIRST NFL START)

Rk.	Quarterback (Team)	Record
1.	Aaron Rodgers (GB)	41-14
2.	Tom Brady (NE/TB)	40-15
	Patrick Mahomes (KC)	40-12
4.	Lamar Jackson (Bal.)	37-12
	Josh Allen (Buf.)	37-18

DUAL THREAT DYNAMO

GAMES W/ 200+ PASS YARDS
& 100+ RUSH YARDS
[NFL HISTORY]

1. Lamar Jackson (Bal.) 5
2. Josh Allen (Buf.) 3
- Cam Newton (Car./NE) 3
- Russell Wilson (Sea.) 3

GAMES W/ 3+ PASS TDs
& 75+ RUSH YARDS
[NFL HISTORY]

1. Lamar Jackson (Bal.) 6
2. Cam Newton (Car./NE) 5
3. Tobin Rote (Det./GB) 3
4. Four Players 2

2019 UNANIMOUS MVP

- ✗ In 2019, Jackson became the only QB in NFL history to produce at least 3,000 passing yards and 1,000 rushing yards in a season. (He had 3,127 passing & 1,206 rushing.)
- ✗ Jackson was responsible for an NFL-best 43 total TDs (36 passing & 7 rushing) in 2019. His 36 TD passes led the NFL and are the most in franchise single-season history.
- ✗ Jackson rushed for 1,206 yards in 2019, marking the most by a quarterback in NFL single-season history.
- ✗ Jackson produced the NFL single-season record for most 100-yard rushing games (5 in 2019) by a quarterback.
- ✗ Jackson (36/7) also became the third QB in NFL history with at least 35 passing TDs & 7 rushing TDs. Steve Young (1994), Cam Newton (2015) and Josh Allen (2020) have also accomplished this feat.
- ✗ In his final eight games of 2019 (he sat out Week 17), Jackson threw 25 TDs and 1 INT, completing 69.4% of his passes for 1,477 yards and a 130.3 rating. He tallied 630 rushing yards & 4 rush TDs.
- ✗ Jackson threw at least 4 TDs in an NFL-best four games in 2019. He also threw at least 3 TDs in an NFL-best eight games.
- ✗ In 2019's Week 15 win vs. NYJ, Jackson rushed for at least 85 yards while throwing for 5 TDs for the second time in his career. (He also did this on 11/25/19 at LAR.) Cam Newton is the only other player in NFL history to accomplish the 85 rushing yards/5 passing TDs feat in a game, doing so in 2015.
- ✗ Jackson posted two perfect passer ratings in 2019 (at Cin. & Mia.), making him one of two QBs in NFL history (Ben Roethlisberger, 2007) to attain the 158.3 mark twice in a season.
- ✗ In Weeks 11 (vs. Hou.) and 12 (at LAR) of 2019, Jackson became the first NFL player ever to throw at least 4 passing TDs and have at least 50 rush yards in back-to-back games.
- ✗ In 2019's Week 6 victory over Cincinnati, Jackson became the first player ever to pass for 200 yards (236) and rush for 150 yards (152) in a regular season game. (Colin Kaepernick also accomplished this feat in a 2013 playoff game.)
- ✗ In the 2019 Divisional Playoff vs. Tennessee, Jackson became the first player in NFL history with at least 350 passing yards (365) and 100 rushing yards (143) in any game.

PLAYER NOTES - JACKSON

In 2021's Week 3 win at Detroit, QB Lamar Jackson tied Patrick Mahomes and Hall of Famers Dan Marino and Kurt Warner for the most victories (32) in a QB's first 40 regular season starts. (Jackson is now 37-12 as a starter.)

BEST RECORD BY A QB IN HIS FIRST 40 NFL STARTS [SINCE 1970 MERGER]

Rk. Quarterback	Record
1. Lamar Jackson.....	32-8
Patrick Mahomes.....	32-8
Dan Marino.....	32-8
Kurt Warner.....	32-8

PASSING TOUCHDOWNS

RAVENS SINGLE-GAME HISTORY

QB/Date/Opponent	TDs
Lamar Jackson, 12/12/19 vs. NYJ.....	5
Lamar Jackson, 11/25/19 at LAR.....	5
Lamar Jackson, 9/8/19 at Mia.....	5
Joe Flacco, 10/12/14 at TB.....	5
Tony Banks, 9/10/00 vs. Jax.....	5

COMPLETION PERCENTAGE

RAVENS SINGLE-GAME HISTORY

QB/Date/Opponent	Pct.
Lamar Jackson, 11/10/19 at Cin.....	88.2
Lamar Jackson, 10/11/21 vs. Ind.....	86.0
Lamar Jackson, 9/8/19 at Mia.....	85.0
Lamar Jackson, 11/8/20 at Ind.....	82.6

PASSER RATING

RAVENS SINGLE-GAME HISTORY

QB/Date/Opponent	Rate
Lamar Jackson, 11/10/19 at Cin.....	158.3
Lamar Jackson, 9/8/19 at Mia.....	158.3
Lamar Jackson, 9/13/20 vs. Cle.....	152.1
Joe Flacco, 10/12/14 at TB.....	149.7

Jackson is the youngest QB in NFL history to produce a perfect passer rating. Incredibly, he's done it twice.

CONSECUTIVE PASSES, NO INTs

RAVENS SINGLE-GAME HISTORY

QB/Dates	Passes
Lamar Jackson, 11/25/18 -- 9/29/19	248
Lamar Jackson, 10/6/19 -- 12/8/19.....	181
Joe Flacco, 9/25/16 -- 10/23/16.....	176

With 107 rushing yards in 2021's Week 2 game vs. KC, Lamar Jackson eclipsed 3,000 rushing yards in his 48th career game, becoming the fastest QB in NFL history to reach that milestone. (Mike Vick, 61, is second fastest.)

PASSING TOUCHDOWNS

RAVENS SINGLE-SEASON HISTORY

Rk. Quarterback (Year)	TDs
1. Lamar Jackson (2019).....	36
2. Vinny Testaverde (1996).....	33
3. Joe Flacco (2014).....	27
4. Lamar Jackson (2020).....	26
5. Joe Flacco (2010).....	25

PASSER RATING

RAVENS SINGLE-SEASON HISTORY

Rk. Quarterback (Year)	Rate
1. Lamar Jackson (2019).....	113.3
2. Lamar Jackson (2020).....	99.3
3. Joe Flacco (2010).....	93.6
4. Joe Flacco (2014).....	91.0
5. Joe Flacco (2009).....	88.9

TD PASS PERCENTAGE

RAVENS SINGLE-SEASON HISTORY

Rk. Quarterback (Year)	TD%
1. Lamar Jackson (2019).....	9.0
2. Lamar Jackson (2020).....	6.9
3. Vinny Testaverde (1996).....	6.0
4. Tony Banks (1999).....	5.3
Trent Dilfer (2000).....	5.3

JACKSON NUMBER TO NOTE

33

Passing yards Lamar Jackson needs to reach the 10,000-yard mark for his career. Jackson, who has played four NFL seasons, can become just the eighth quarterback in league history to record at least 10,000 passing yards and 3,500 rushing yards *in a career*.

QUARTERBACKS W/ 10,000 PASSING YARDS & 3,500 RUSHING YARDS / NFL HISTORY

Quarterback	Games	Pass	Rush
Randall Cunningham	162	29,979	4,928
Steve McNair	161	31,304	3,590
Cam Newton	148	32,382	5,628
Fran Tarkenton	246	47,003	3,674
Michael Vick	143	22,464	6,109
Russell Wilson	158	37,059	4,689
Steve Young	169	33,124	4,239

Lamar Jackson* 58 9,967 3,673

* needs 33 passing yards to reach 10K

PLAYER NOTES - JACKSON

100-YARD REGULAR SEASON RUSHING GAMES [QB's / SINGLE-SEASON NFL HISTORY]

1. Lamar Jackson (2019) 5
2. Russell Wilson (2014)..... 3
Michael Vick (2006) 3
Michael Vick (2004) 3

CAREER 100-YARD REGULAR SEASON RUSHING GAMES [QB's / NFL HISTORY]

1. Lamar Jackson 10
Michael Vick 10
3. Russell Wilson 4
4. J. Allen, R. Cunningham, B. Douglass 3
D. McNabb, C. Newton & T. Rote 3

CAREER GAMES W/ 5 TD PASSES & 85+ RUSHING YARDS [NFL HISTORY]

1. Lamar Jackson 2
2. Cam Newton 1

Newton's "5/85" game came during his 2015 NFL MVP campaign, just as Jackson's were in 2019.

GAMES WITH 5 TD PASSES [NFL SINGLE-SEASON HISTORY]

1. Peyton Manning (2004)* 4
2. Lamar Jackson (2019)* 3
Cam Newton (2015)* 3
Drew Brees (2011) 3
Tom Brady (2007)* 3
Daunte Culpepper (2004) 3

*Won NFL MVP

MOST GAMES WITH 4+ TD PASSES [2019 SEASON]

1. Lamar Jackson (Bal.) 4
2. Jimmy Garoppolo (SF) 3
Daniel Jones (NYG) 3
Jameis Winston (TB) 3

MOST GAMES WITH 3+ TD PASSES [2019 SEASON]

1. Lamar Jackson (Bal.) 8
2. Drew Brees (NO) 7
3. Dak Prescott (Dal.) 6
4. Patrick Mahomes (KC) 5
Matthew Stafford (Det.) 5
Deshaun Watson (Hou.) 5
Jameis Winston (TB) 5

TOTAL TOUCHDOWNS [2019 SEASON]

1. Lamar Jackson (Bal.) 43
2. Russell Wilson (Sea.) 34
Jameis Winston (TB) 34

PASSING TOUCHDOWNS [2019 SEASON]

1. Lamar Jackson (Bal.) 36
2. Jameis Winston (TB) 33
3. Russell Wilson (Sea.) 31

NFL PASSER RATING [2019 SEASON]

1. Ryan Tannehill (Ten.) 117.5
2. Drew Brees (NO) 116.3
3. Lamar Jackson (Bal.) 113.3

MOST RUSHING YARDS [QUARTERBACKS / SINGLE-SEASON HISTORY]

1. Lamar Jackson (2019) 1,206
2. Michael Vick (2006) 1,039
3. Lamar Jackson (2020) 1,005
4. Bobby Douglass (1972) 968
5. Randall Cunningham (1990) 942

MOST GAMES WITH 2+ PASSING TDs AND 50+ RUSHING YARDS [SINCE 1970 MERGER]

- ENTIRE CAREER -

Rk.	Player	2+/50+ GAMES	GP/GS
1.	Cam Newton	23	148/144
2.	Randall Cunningham	20	161/135
	Michael Vick	20	143/115
4.	Steve Young	19	169/143
5.	Lamar Jackson	16	58/49
	Russell Wilson	16	158/158

- FIRST FOUR SEASONS -

Rk.	Player	2+/50+ GAMES
1.	Lamar Jackson (Bal.)	16
2.	Cam Newton (Car.)	13
3.	Josh Allen (Buf.)	10
4.	Russell Wilson (Sea.)	8
5.	Randall Cunningham (Phi.)	7
	Kyler Murray (Ari.)	7
7.	Michael Vick (Atl.)	6

PLAYER NOTES - ANDREWS



MARK ANDREWS
#89 | TIGHT END

26
TD GRABS SINCE 2019, MARKING THE MOST AMONG NFL TEs

2X
PRO BOWLER

6
MULTI-TD GAMES SINCE 2019, RANKING NO. 1 AMONG NFL TEs

20
RED ZONE TD GRABS SINCE 2019, MARKING THE MOST AMONG NFL TEs

1X
ALL-PRO

NFL TIGHT END RECEIVING LEADERS

RECEIVING YARDS

2021	SINCE 2019
1. Mark Andrews (Bal.).....1,361	1. Travis Kelce (KC)..... 3,770
2. Travis Kelce (KC)..... 1,125	2. Darren Waller (LV) 3,006
3. Kyle Pitts (Atl.).....1,026	3. Mark Andrews (Bal.).....2,914
4. George Kittle (SF) 910	4. George Kittle (SF) 2,597
5. Dallas Goedert (Phi.)..... 830	5. Mike Gesicki (Mia.) 2,053

RECEPTIONS

2021	SINCE 2019
1. Mark Andrews (Bal.).....107	1. Travis Kelce (KC)..... 294
2. Travis Kelce (KC)..... 92	2. Darren Waller (LV) 252
3. Dalton Schultz (Dal.) 78	3. Mark Andrews (Bal.).....229
4. Zach Ertz (Ari.).....74	4. George Kittle (SF) 204
5. Mike Gesicki (Mia.) 73	5. Zach Ertz (Phi./Ari.)198

RECEIVING TOUCHDOWNS

2021	SINCE 2019
1. Mark Andrews (Bal.)..... 9	1. Mark Andrews (Bal.)..... 26
Hunter Henry (NE)..... 9	2. Travis Kelce (KC)..... 25
Travis Kelce (KC)..... 9	3. Jared Cook (NO/LAC) 20
Dawson Knox (Buf.)..... 9	4. Hunter Henry (LAC/NE)..... 18
5. Dalton Schultz (Dal.)..... 8	5. Four Tight Ends14

FIRST DOWN RECEPTIONS

2021	SINCE 2019
1. Mark Andrews (Bal.)..... 75	1. Travis Kelce (KC)..... 208
2. Travis Kelce (KC)..... 63	2. Mark Andrews (Bal.).....156
3. Pitts (Atl.) / Schultz (Dal.) 43	3. Darren Waller (LV)153
5. Goedert (Phi.) / Kittle (SF) 42	4. George Kittle (SF)127
7. Zach Ertz (Ari.)..... 40	5. Zach Ertz (Phi./Ari.)106

TOP 3 ON RAVENS SINGLE-SEASON CHARTS

En route to his second-career Pro Bowl nod, in 2021, TE Mark Andrews produced single-season franchise records in catches (107) and receiving yards (1,361), adding 9 TDs.

RAVENS' SINGLE-SEASON CHARTS

MOST RECEPTIONS

Rk.	Player (Year)	Receptions
1.	Mark Andrews (2021)	107
2.	Derrick Mason (2007)	103
3.	Marquise Brown (2021)	91

MOST RECEIVING YARDS

Rk.	Player (Year)	Receiving Yards
1.	Mark Andrews (2021)	1,361
2.	Michael Jackson (1996)	1,201
3.	Torrey Smith (2013)	1,128

MOST RECEIVING TDs

Rk.	Player (Year)	Receiving TDs
1.	Michael Jackson (1996)	14
2.	Torrey Smith (2014)	11
3.	Mark Andrews (2019)	10

ANDREWS HAS EYES FOR THE END ZONE

NFL RECEIVING TOUCHDOWNS / SINCE 2019


Rk.	Player (Team)	Receiving TDs
1.	Mike Evans (TB)	35
2.	Davante Adams (GB)	34
3.	Tyreek Hill (KC)	31
4.	Adam Thielen (Min.)	30
5.	Cooper Kupp (LAR)	29
	DK Metcalf (Sea.)	29
7.	Mark Andrews (Bal.)	26
	Tyler Lockett (Sea.)	26
9.	Travis Kelce (KC)	25
10.	A.J. Brown (Ten.)	24
	Stefon Diggs (Buf.)	24

ANDREWS' MONSTER 2021 SEASON

En route to his second-career Pro Bowl nod, in 2021, Andrews:

- Played in all 17 games (nine starts), totaling single-season franchise records in both receptions (107) and receiving yards (1,361), while also producing 9 TDs.
- Led NFL tight ends in all major receiving categories, including yards (1,361), receptions (107), TDs (9 – tied), first downs (75), 20-plus-yard catches (20) and contested catches (18).
- Notched his third-straight season (2019-21) with at least 700 receiving yards and 7 receiving TDs, marking the longest streak reaching those figures in Ravens history. It's also the longest active streak by an NFL tight end.
- Posted at least receiving 100 yards in a Ravens' single-season record five contests.

PLAYER NOTES - BROWN



MARQUISE BROWN
#5 | WIDE RECEIVER

"He's paying close attention to detail. His preparation throughout the week helps him perform the way he has been so far on Sundays. He's psychologically, mentally and physically locked in. He understands what needs to be done."

- Pass Game Specialist Keith Williams on WR Marquise Brown

HOLLYWOOD LIGHTS

Among WRs chosen in the 2019 NFL Draft, WR Marquise Brown's 21 receiving TDs since then are the league's third most. After 7 receiving TDs as a rookie in 2019, Brown posted 8 receiving TDs in 2020 and 6 receiving TDs in 2021.

NFL RECEIVING TDs SINCE 2019 / 2019 DRAFTED WRs

Rk.	Player (Team)	Receiving TDs
1.	DK Metcalf (Sea.)	29
2.	A.J. Brown (Ten.)	24
3.	Marquise Brown (Bal.)	21
4.	Diontae Johnson (Pit.)	20
5.	Terry McLaurin (Was.)	16

ROOKIE BROWN WAS A TD MACHINE

WR Marquise Brown posted 7 TD receptions in 2019, a mark that tied for third among all NFL rookies and tied for second on the Ravens' rookie single-season total TDs record list.

RECEIVING TDs (NFL ROOKIES / 2019)

1.	A.J. Brown (Ten.)	8
	Darius Slayton (NYG)	8
3.	Marquise Brown (Bal.)	7
	Terry McLaurin (Was.)	7
	DK Metcalf (Sea.)	7

RAVENS TOTAL TDs (ROOKIES / SINGLE SEASON)

1.	J.K. Dobbins (2020)	9
2.	Marquise Brown (2019)	7
	Marlon Brown (2013)	7
	Torrey Smith (2011)	7
5.	Jamal Lewis (2000)	6

DID YOU KNOW?

- With 101 receiving yards in the 2020 season-opening win vs. Cle. (9/13/20) and 147 receiving yards in the 2019 season-opening win at Mia. (9/18/19), Brown became the fifth player in NFL history, and first since Louis Lipps (1984-85), with at least 100 receiving yards on Kickoff Weekend during both his rookie and second season.

- Brown scored 47- and 83-yard TDs on his first two NFL catches to become the first player in league history to notch two 40-plus-yard TD catches in a career debut.

A TOP TIER WR-TE TANDEM

CURRENT NFL WR-TE TANDEM / MOST TD RECEPTIONS (SINCE 2019)

Rk.	Team	WR (TDs)	TE (TDs)	TD Receptions
1.	KC	Tyreek Hill (31)	Travis Kelce (25)	56
2.	GB	Davante Adams (34)	Robert Tonyan (14)	48
	TB	Mike Evans (35)	Rob Gronkowski (13)	48
4.	Bal.	Marquise Brown (21)	Mark Andrews (26)	47

NFL WR-TE TANDEM WITH 1,000 RECEIVING YARDS EACH (IN 2021)



Mark Andrews 1,361
Marquise Brown..... 1,008



Tyreek Hill 1,239
Travis Kelce 1,125

*Andrews and Brown formed the second duo (Derrick Alexander & Michael Jackson - 1996) in franchise history to each produce 1,000 receiving yards in a

DEEP-THREAT SCORING MACHINE

Since WR Marquise Brown entered the league in 2019, he's been one of the NFL's best deep-ball threats, with many of his "big plays" resulting in a TD.

"BIG-PLAY" TOUCHDOWNS / SINCE 2019

20+ YARD TD RECEPTIONS

1.	Tyreek Hill (KC)	15
2.	Mike Evans (TB)	13
3.	Marquise Brown (Bal.)	11
	DK Metcalf (Sea.)	11
5.	A.J. Brown (Ten.)	10
	Diontae Johnson (Pit.)	10
	Mike Williams (LAC)	10
	Darius Slayton (NYG)	10

40+ YARD TD RECEPTIONS

1.	Tyreek Hill (KC)	11
2.	A.J. Brown (Ten.)	8
3.	Marquise Brown (Bal.)	7
	Tyler Lockett (Sea.)	7
	M. Valdes-Scantling (GB)	7
	Mike Williams (LAC)	7
7.	Ja'Marr Chase (Cin.)	6
	DK Metcalf (Sea.)	6

POSTSEASON: 85-YARD MINIMUM

In his first three postseason contests, Marquise Brown totaled 126 receiving yards, 109 receiving yards and 86 receiving yards, respectively. He joined Larry Fitzgerald and Michael Thomas as the only players since the 1970 merger to eclipse 85 receiving yards in each of their first three postseason contests.

PLAYERS WITH AT LEAST 85 RECEIVING YARDS IN EACH OF THEIR FIRST THREE PLAYOFF CONTESTS



MICHAEL THOMAS
1/7/18 vs. Car. 131
1/14/18 at Min. 85
1/13/19 vs. Phi. ... 171



LARRY FITZGERALD
1/3/09 vs. Atl. 101
1/10/09 at Car. 166
1/18/09 vs. Phi. 152



MARQUISE BROWN
1/11/20 vs. Ten. 126
1/10/21 at Ten. ... 109
1/16/21 at Buf. ... 87

PLAYER NOTES – MURRAY & FREEMAN



LATAVIUS MURRAY
#28 | RUNNING BACK

1X
PRO BOWLER

6
TEAM-HIGH
RUSHING TDs IN 2021

12
CAREER 100-YARD
RUSHING GAMES

MURRAY'S CAREER CONSISTENCY

Pro Bowl RB Latavius Murray has consistently produced since entering the league in 2014. Among active players, Murray stands near the top in several rankings, including most rushing yards and rushing TDs.

MOST RUSHING YARDS / SINCE 2014 / ACTIVE PLAYERS

Rk.	Player (Team)	Attempts	Yards
1.	Ezekiel Elliott (Dal.)	1,650	7,386
2.	Derrick Henry (Ten.)	1,401	6,797
3.	Mark Ingram II (NO)	1,399	6,416
4.	Melvin Gordon III (Den.)	1,477	6,144
5.	Le'Veon Bell (FA)	1,351	5,694
6.	Latavius Murray (Bal.)	1,310	5,492
7.	Carlos Hyde (Jax.)	1,225	4,979
8.	Dalvin Cook (Min.)	1,018	4,820
9.	Nick Chubb (Cle.)	908	4,816
10.	Devonta Freeman (Bal.)	1,138	4,720

MOST RUSHING TOUCHDOWNS / SINCE 2014 / ACTIVE PLAYERS

Rk.	Player (Team)	TDs
1.	Derrick Henry (Ten.)	.65
2.	Ezekiel Elliott (Dal.)	.56
3.	Melvin Gordon III (Den.)	.53
	Mark Ingram II (NO)	.53
5.	Latavius Murray (Bal.)	.49
6.	Alvin Kamara (NO)	.47
	Cam Newton (Car.)	.47

CONSECUTIVE SEASONS WITH AT LEAST 4 RUSHING TDs [ACTIVE STREAK]

Rk.	Player (Current Team)	Seasons (Rush TDs)
1.	Latavius Murray (Bal.)	7: 2015-21 (49)
2.	Derrick Henry (Ten.)	.6: 2016-21 (65)
	Ezekiel Elliott (Dal.)	.6: 2016-21 (56)
	Melvin Gordon III (Den.)	.6: 2016-21 (53)

GOOD HANDS FROM FREEMAN

Pro Bowl RB Devonta Freeman has always had a knack for catching the ball. Since entering the NFL in 2014, he ranks in the Top 10 in several receiving categories among active RBs.

MOST RECEPTIONS SINCE 2014 / ACTIVE RBs

Rk.	Player (Team)	Targets	Rec.
1.	James White (NE)	511	381
2.	Alvin Kamara (NO)	476	373
3.	Christian McCaffrey (Car.)	439	357
4.	Le'Veon Bell (FA)	436	354
5.	Duke Johnson (Mia.)	405	311
6.	Giovani Bernard (TB)	415	309
7.	Devonta Freeman (Bal.)	375	298
8.	Ezekiel Elliott (Dal.)	380	288
9.	Melvin Gordon III (Den.)	380	284
10.	Austin Ekeler (LAC)	355	282

MOST RECEIVING YARDS SINCE 2014 / ACTIVE RBs

Rk.	Player (Team)	Yards
1.	James White (NE)	3,278
2.	Alvin Kamara (NO)	3,263
3.	Christian McCaffrey (Car.)	3,015
4.	Le'Veon Bell (FA)	2,890
5.	Duke Johnson (Mia.)	2,870
6.	David Johnson (Hou.)	2,758
7.	Austin Ekeler (LAC)	2,726
8.	Giovani Bernard (TB)	2,476
9.	Devonta Freeman (Bal.)	2,263

RB SINGLE POSTSEASON REC. YARDS / SINCE 2014



168 YDS

2016

DEVONTA FREEMAN
7TH ALL-TIME



165 YDS

2021

JERICK MCKINNON



151 YDS

2018

JAMES WHITE



DEVONTA FREEMAN
#33 | RUNNING BACK

2X
PRO BOWLER

2
1,000-YARD
RUSHING SEASONS

8
CAREER 100-YARD
RUSHING GAMES

PLAYER NOTES - DOBBINS



J.K. DOBBINS
#27 | RUNNING BACK

Missed entire 2021 season (knee)

YARDS-PER-CARRY AVERAGE
ALL-TIME ROOKIE RBs
(SINCE 1970 MERGER)

Alvin Kamara ('17)	6.07
J.K. Dobbins ('20)	6.01
Maurice Jones-Drew ('06)	5.67
Thomas Rawls ('15)	5.65
Adrian Peterson ('07)	5.63

RAVENS ROOKIE RECORD

RB J.K. Dobbins' scored 9 total TDs in 2020, marking a new Ravens franchise rookie record.

TOTAL TDs / ALL-TIME RAVENS ROOKIES

Rk.	Player (Year)	TDs
1.	J.K. Dobbins (2020)	9
2.	Marquise Brown (2019)	7
	Marlon Brown (2013)	7
	Torrey Smith (2011)	7

LEADING THE LEAGUE

In 2020, RB J.K. Dobbins led all NFL running backs in yards-per-carry average (6.01).

YARDS PER CARRY / NFL RBs IN 2020

Rk.	Player (Year)	YPC
1.	J.K. Dobbins (Bal.)	6.01
2.	Nick Chubb (Cle.)	5.62
3.	Aaron Jones (GB)	5.49
4.	Derrick Henry (Ten.)	5.36

QUICK HITS

- In 2020, RB J.K. Dobbins (805), QB Lamar Jackson (1,005) and RB Gus Edwards (723) each surpassed 700 rushing yards. In doing so, the 2020 Ravens joined the 2019 Ravens and 2011 Panthers as the only teams ever with three 700-yard rushers in an NFL season.
- Dobbins closed out the 2020 regular season with six-consecutive performances of 50-plus rushing yards and a rushing TD, tying (Ryan Grant in 2007, Eric Dickerson in 1983 & Franco Harris in 1972) for the longest rookie streak of its kind since the 1970 NFL merger.
- Dobbins' 72-yard TD-scamper in the 38-3 win at Cin. (1/3/21) was the longest-ever rushing TD by a Ravens' rookie and the longest rushing TD by an NFL rookie since 2018 (three players).

2020 ROOKIE CLASS RANKINGS

Among NFL rookies in 2020, RB J.K. Dobbins ranked No. 3 in both rushing yards (805) and rushing TDs (9), while he was No. 1 in yards-per-carry average (6.01).

RUSHING YARDS / NFL ROOKIE RBs / 2020

Rk.	Player (Team)	Yards
1.	Jonathan Taylor (Ind.)	1,169
2.	James Robinson (Jax.)	1,070
3.	J.K. Dobbins (Bal.)	805
4.	Clyde Edwards-Helaire (KC)	803
5.	Antonio Gibson (Was.)	795

RUSHING TDs / NFL ROOKIE RBs / 2020

Rk.	Player (Team)	TDs
1.	Jonathan Taylor (Ind.)	11
	Antonio Gibson (Was.)	11
3.	J.K. Dobbins (Bal.)	9
4.	D'Andre Swift (Det.)	8
5.	James Robinson (Jax.)	7

RUSHING YPC AVERAGE / NFL ROOKIE RBs / 2020 (MIN. 100 RUSHES)

Rk.	Player (Team)	YPC
1.	J.K. Dobbins (Bal.)	6.01
2.	Jonathan Taylor (Ind.)	5.04
3.	Antonio Gibson (Was.)	4.68
4.	D'Andre Swift (Det.)	4.57
5.	James Robinson (Jax.)	4.46

J.K.'S HISTORICAL 2020

In 2020, RB J.K. Dobbins became the first rookie and one of six running backs in NFL history to produce at least 800 rushing yards, 9 rushing TDs and 6.0 yards per carry in a season. The other five running backs are Adrian Peterson (2012), Barry Sanders (1997), Mercury Morris (1973), O.J. Simpson (1973) and Jim Brown (1963).



2020

J.K. DOBBINS



2012

ADRIAN PETERSON



1997

BARRY SANDERS



1973

MERCURY MORRIS



1973


O.J. SIMPSON



1963

JIM BROWN

PLAYER NOTES - EDWARDS



GUS EDWARDS
#35 | RUNNING BACK

Missed entire 2021 season (knee)

"He's a really physical, big back that has gotten better every year. He's very valuable to what we do, and it's not just limited to downhill runs. ... He's a very important piece for us."

- Offensive Coordinator Greg Roman on RB Gus Edwards

THREE-HEADED MONSTER

The 2020 Ravens were the third team in NFL history (joining the 2019 Ravens & 2011 Panthers) to have three players (J.K. Dobbins, Gus Edwards and Lamar Jackson) each eclipse 700 rushing yards in a single season. They are also the first team in NFL history to have a trio each notch at least 700 rushing yards and 6 rushing TDs.

TEAMS WITH THREE 700-YARD RUSHERS (NFL HISTORY)

2020	2019	2011
 Lamar Jackson... 1,005	 Lamar Jackson... 1,206	 DeAngelo Williams... 836
J.K. Dobbins... 805	Mark Ingram II... 1,018	Jonathan Stewart... 761
Gus Edwards... 723	Gus Edwards... 711	Cam Newton... 706

FIRST-DOWN FRENZY

RB Gus Edwards has rushed for a first down on 30.92% of his carries during his four-year career (since 2018). That mark ranks No. 2 in the NFL among RBs (min. 400 rushing attempts) over that span.

RUSHING FIRST DOWN PCT. / NFL RBs / SINCE 2018 (MIN. 400 RUSHING ATTEMPTS)

Rk.	Player (Team)	1st Down %
1.	Jonathan Taylor (Ind.)	31.21
2.	Gus Edwards (Bal.)	30.92
3.	Chris Carson (Sea.)	26.39
4.	Marlon Mack (Ind.)	26.37
5.	James Conner (Ari.)	25.21

DID YOU KNOW?

In the 24-21 win vs. Cin. (11/18/18), Edwards (115) and QB Lamar Jackson (119) became the first rookie RB-QB teammates to each rush for 100 yards in a game in NFL history.

FIVE-YARD SCAMPERS

RB Gus Edwards has gained at least 5 yards on 39.61% of his carries during his career. Since entering the league in 2018, that mark ranks first among NFL RBs (min. 400 attempts).

PERCENTAGE OF RUSHES GAINING 5+ YARDS / SINCE 2018 (MIN. 400 RUSHING ATTEMPTS)

Rk.	Player (Team)	Pct.
1.	Gus Edwards (Bal.)	39.61
2.	Miles Sanders (Phi.)	39.58
3.	Aaron Jones (GB)	38.60
4.	Derrick Henry (Ten.)	38.12
5.	Austin Ekeler (LAC)	38.04

UNDRAFTED, UNBOtherED

RB Gus Edwards ranks 10th all time among undrafted RBs in yards-per-carry average (min. 100 attempts).

RUSHING YARDS PER ATTEMPT / UNDRAFTED NFL RBs (MIN. 100 RUSHING ATTEMPTS)

Rk.	Player (Seasons)	Carries	Yards	Yds/Rsh
1.	Kenny Washington (1946-48)	140	859	6.14
2.	Dwight Stone (1987-2000)	103	596	5.79
3.	Marion Motley (1946-55)	828	4,720	5.70
4.	Raheem Mostert (2015-Present)	284	1,610	5.67
5.	D'Ernest Johnson (2019-Present)	137	721	5.26
6.	Beattie Feathers (1934-40)	378	1,980	5.24
7.	Bob Swisher (1938-45)	104	544	5.23
8.	Mack Lee Hill (1964-65)	230	1,203	5.23
9.	Ernie Caddel (1933-38)	443	2,311	5.22
10.	Gus Edwards (2018-Present)	414	2,152	5.20

GUS IN RARE COMPANY

RB Gus Edwards is one of only two players in league history to start their career with three-straight seasons (2018-20) of 700-plus rushing yards and at least 5 yards per carry, along with Cleveland Browns All-Pro RB Nick Chubb.

(Chubb has now reached those marks in each of his first four seasons, marking an NFL record.)



GUS EDWARDS

Year	Rushing Yards	YPC
2020	723	5.0
2019	711	5.4
2018	718	5.2



NICK CHUBB

Year	Rushing Yards	YPC
2020	1,067	5.6
2019	1,494	5.0
2018	996	5.2

PLAYER NOTES – DUVERNAY & BOWSER



DEVIN DUVERNAY
#13 | WR / RETURN SPECIALIST

1X ALL-PRO **1X** PRO BOWLER

"I'm definitely getting more comfortable, and I'm able to catch the ball and just get my eyes down quickly to see what's in front of me. I just try to carve out a lane in my brain and just hit it."

- WR/RS Devin Duvernay on his KOR and PR prowess

NFL'S NO. 1 PUNT RETURNER

In 2021, WR/RS Devin Duvernay produced a 13.9 PR average, ranking No. 1 in the NFL. His 360 PR yards ranked No. 2 in the NFL.

Rk.	Player (Team)	PRs	Yards	Avg.	Long	SFP	TDs
1.	Devin Duvernay (Bal.)	26	360	13.9	42	-33.8	0
2.	Jakeem Grant (Chi.)	26	309	11.9	97t	-29.7	1
	Gunner Olszewski (NE)	26	309	11.9	27	-37.1	0
4.	Hunter Renfrow (LV)	31	303	9.8	41	-29.5	0
5.	Chester Rogers (Ten.)	30	293	9.8	55	-31.1	0

SFP = team's average starting field position following a return:
SFP does not include touchbacks and fair catches.

20+ YARD PUNT RETURNS

In 2021, WR/RS Devin Duvernay led all NFL players with six punt returns gaining 20+ yards.



PUNT RETURNS OF 20+ YARDS / 2021 SEASON

Rk.	Player (Team)	20+ Yard PRs
1.	Devin Duvernay (Bal.)	6
2.	Jakeem Grant (Chi.)	4
	Gunner Olszewski (NE)	4
4.	Demetric Felton (Cle.)	3
	Mecole Hardman (KC)	3
	Jalen Reagor (Phi.)	3
	Hunter Renfrow (LV)	3

DID YOU KNOW?

• In 2021, Duvernay finished as the NFL's only returner to rank in the Top 10 in both PR average (13.85 – first) and KOR average (24.14 – seventh), en route to earning his first career Pro Bowl nod and first-team All-Pro honors.

• With a 93-yard KOR-TD vs. KC (9/28/20), Duvernay became the fifth Ravens rookie and the youngest Raven (23 years, 16 days) in franchise history to record a KOR-TD.

BALTIMORE'S LINEBACKERS IN THE BACKFIELD

Baltimore linebackers accounted for the sixth-most TFL (39) in 2021. Since 2018, Ravens linebackers have posted 182 TFL, ranking No. 3 in the NFL.

TACKLES FOR LOSS / LB CORPS (SINCE 2018)

Rk.	Team	TFL
1.	Arizona Cardinals	195
	Pittsburgh Steelers	195
3.	Baltimore Ravens	182
4.	Tampa Bay Buccaneers	176
5.	Chicago Bears	161

Note: Since 2018, offenses average only 4.4 yards per play when a Baltimore linebacker makes the tackle, ranking as the NFL's third-lowest mark during that span.

BOWSER PICKS IT OFF

OLB Tyus Bowser's 4 career INTs currently rank sixth all time in franchise history at the LB position.


MOST INTERCEPTIONS BY A RAVENS LINEBACKER

Rk.	Player (Years)	INTs
1.	Ray Lewis (1996-2012)	31
2.	C.J. Mosley (2014-18)	9
3.	Terrell Suggs (2003-18)	7
4.	Adalius Thomas (2000-06)	6
5.	Daryl Smith (2013-15)	5
6.	Tyus Bowser (2017-present)	4

BOWSER IS BALLING

• Since entering the league in 2017, OLB Tyus Bowser is one of three NFL LBs to post at least 16 sacks and 4 INTs, joining Preston Smith and T.J. Watt.

• In 2021, Bowser set new single-season career highs in tackles (56), TFL (8), sacks (7), QBHs (15) & FFs (2).




TYUS BOWSER
#54 | OUTSIDE LINEBACKER

"Tyus carries so much value for us because he's so versatile in everything he does. He's become a really dominant edge-setter in the run game, which is always step No. 1 for our guys. He's great in coverage, because he has tremendous ball skills. He's at an elite level there."

- OLBs Coach Drew Wilkins on Tyus Bowser

PLAYER NOTES - CAMPBELL



CALAIS CAMPBELL
#93 | DEFENSIVE END

1X FIRST-TEAM ALL-PRO
3X SECOND-TEAM ALL-PRO
6X PRO BOWLER

2017 PFWA NFL DEFENSIVE PLAYER OF THE YEAR
2019 NFL WALTER PAYTON MAN OF THE YEAR

DURABILITY ON DISPLAY

DE Calais Campbell has played in 213 games, with 194 starts. He ranks first in both categories among active D-linemen.

MOST GAMES PLAYED / ACTIVE NFL DEFENSIVE LINEMEN

Rk.	Player (Teams)	GP (GS)
1.	Calais Campbell (Ari./Jax./Bal.)	213 (194)
2.	Ndamukong Suh (Det./Mia./LAR/TB)	191 (191)
3.	Jerry Hughes (Ind./Buf.)	184 (134)
4.	Carlos Dunlap (Cin./Sea.)	180 (123)

SACK ATTACK

MOST MULTI-SACK GAMES SINCE 2016 / ACTIVE DEFENDERS

Rk.	Player (Team)	Games
1.	Aaron Donald (LAR)	21
2.	T.J. Watt (Pit.)	20
3.	Cameron Jordan (NO)	17
4.	Chandler Jones (Ari.)	16
5.	Myles Garrett (Cle.)	14
	Yannick Ngakoue (LV)	14
7.	Calais Campbell (Bal.)	12
	Joey Bosa (LAC)	12
	Chris Jones (KC)	12
	Von Miller (LAR)	12
11.	Denico Autry (Ten.)	11
	Leonard Floyd (LAR)	11
	Ryan Kerrigan (Phi.)	11
	Khalil Mack (Chi.)	11
	Jason Pierre-Paul (TB)	11

CALAIS QUICK HITS

- DE Calais Campbell is one of two (S Eric Weddle) active NFL defenders to record 200 career games played.
- Campbell is one of five active D-linemen with more than 50 career PD (Carlos Dunlap, 69; J.J. Watt, 63; Jason Pierre-Paul, 61; Cameron Jordan, 56; Calais Campbell, 55).

ACTIVE SACKS LEADERS

DE Calais Campbell's 93.5 career sacks rank 10th most among active NFL defenders.

MOST SACKS / ACTIVE NFL DEFENDERS

Rk.	Player (Team)	Sacks
1.	Von Miller (LAR)	115.5
2.	Chandler Jones (Ari.)	107.5
3.	Cameron Jordan (NO)	107.0
4.	Justin Houston (Bal.)	102.0
	J.J. Watt (Ari.)	102.0
6.	Robert Quinn (Chi.)	101.0
7.	Aaron Donald (LAR)	98.0
8.	Carlos Dunlap (Sea.)	96.0
9.	Ryan Kerrigan (Phi.)	95.5
10.	Calais Campbell (Bal.)	93.5

FOUR-SACK SEASONS

DE Calais Campbell posted at least 4 sacks in 12 consecutive seasons (2009-20), tying for the NFL's longest streak of consecutive 4-plus sack seasons amongst active players.

CONSECUTIVE SEASONS WITH AT LEAST 4.0 SACKS [ACTIVE PLAYERS]

Rk.	Player (Team)	Seasons
1.	Calais Campbell (Bal.)	12 (2009-20)
	Carlos Dunlap (Sea.)	12 (2010-21)
3.	Justin Houston (Bal.)	11 (2011-21)
	Everson Griffen (Min.)	11 (2011-21)

PICTURE THIS

DE Calais Campbell is one of four NFL defenders since 2000 to register at least 700 tackles and 85 sacks.

SINCE 2000 / PLAYERS WITH AT LEAST 700 TACKLES & 85 SACKS



Calais Campbell
764 / 93.5

Julius Peppers
718 / 158.5



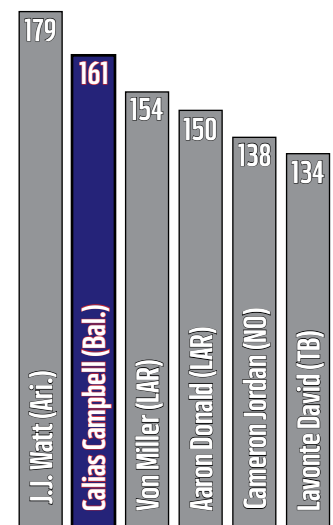
Justin Smith
879 / 87

Terrell Suggs
886 / 139



Since being drafted in 2008, DE Calais Campbell's 161 tackles for loss rank second in the NFL, trailing only Arizona DE J.J. Watt's 179 TFL during that span.

MOST TACKLES FOR LOSS / ACTIVE NFL DEFENDERS



PLAYER NOTES - HOUSTON



JUSTIN HOUSTON
#50 | OUTSIDE LINEBACKER

4X PRO BOWLER
1X FIRST-TEAM ALL-PRO
1X SECOND-TEAM ALL-PRO
102 CAREER SACKS
22 SACKS IN 2014 w/ KC

HOUSTON... IS A PROBLEM!

MOST SACKS / SINCE 2011

Rk.	Player	Sacks
1.	Von Miller.....	115.5
2.	Chandler Jones	107.5
3.	Cameron Jordan.....	107.0
4.	Justin Houston.....	102.0
	J.J. Watt.....	102.0

MOST MULTI-SACK GAMES / SINCE 2011

Rk.	Player	Games
1.	J.J. Watt.....	31
2.	Chandler Jones	26
	Von Miller.....	26
4.	Justin Houston.....	25
	Cameron Jordan.....	25
6.	Aaron Darnold	24
7.	Jason Pierre-Paul	23

MOST TACKLES FOR LOSS / ACTIVE PLAYERS / SINCE 2011

Rk.	Player	TFL
1.	J.J. Watt	179
2.	Von Miller	154
3.	Aaron Donald	150
4.	Calais Campbell	138
	Cameron Jordan	138
6.	Lavonte David.....	134
7.	Justin Houston	123
8.	Chandler Jones	119
9.	Ryan Kerrigan.....	118
	Jason Pierre-Paul	118
11.	Ndamukong Suh	117

MOST EIGHT-SACK SEASONS / SINCE 2011

Rk.	Player	Seasons
1.	Von Miller.....	9
2.	Aaron Donald	8
3.	Justin Houston.....	7
	Chandler Jones.....	7
	Cameron Jordan.....	7
	Ryan Kerrigan	7

2014 PASS RUSH DOMINANCE

The 2014 campaign was a historic output for OLB Justin Houston. As a member of the Chiefs, Houston racked up a staggering 22 sacks in 16 starts, ranking as the third-highest single-season sack total in NFL history. Houston also set career highs in tackles (69) and forced fumbles (4) that season.



T.J. WATT
22.5



MICHAEL STRAHAN
22.5



JUSTIN HOUSTON
22.0



JARED ALLEN
22.0



MARK GASTINEAU
22.0



CHRIS DOLEMAN
21.0



REGGIE WHITE
21.0

"Here, with the pressure we bring, it's hard for the guard to help. It's hard for the running back to chip. They've got to match up with other guys, and if you leave me one-on-one, I'm going to win my battles."
- OLB Justin Houston on Baltimore's defensive scheme

NFL SACKS LEADERS / ACTIVE DEFENDERS

Rk.	Player (Team)	Sacks
1.	Von Miller (LAR).....	115.5
2.	Chandler Jones (Ari.).....	107.5
3.	Cameron Jordan (NO).....	107.0
4.	Justin Houston (Bal.).....	102.0
	J.J. Watt (Ari.).....	102.0
6.	Robert Quinn (Chi.).....	101.0
7.	Aaron Donald (LAR).....	98.0
8.	Carlos Dunlap (Sea.).....	96.0
9.	Ryan Kerrigan (Phi.).....	95.5
10.	Calais Campbell (Bal.).....	93.5

HOUSTON NOTES TO KNOW

- Houston's additional accolades include: Art Rooney Sportsmanship Award Finalist (2020), Kansas City Chiefs Ed Block Courage Award (2016) and Deacon Jones Award (2014).
- Since entering the league in 2011, Houston has posted four safeties, tying for the most in NFL history (Doug English & Ted Hendricks - 4).
- Houston is one of 39 players in league history to reach the coveted century-sack mark. Since entering the league in 2011, his 102 sacks are tied for the NFL's fourth most.

PLAYER NOTES - PETERS



MARCUS PETERS
#24 | CORNERBACK

Missed entire 2021 season (knee)

- 2X FIRST-TEAM ALL-PRO
- 2X SECOND-TEAM ALL-PRO
- 3X PRO BOWLER
- 31 CAREER INTS (NFL-HIGH SINCE 2015)
- 39 CAREER TAKEAWAYS (NFL-HIGH SINCE 2015)

FIRST LINE OF PASS DEFENSE

Since being drafted in 2015, CB Marcus Peters' 85 PD rank as the NFL's fourth most among active defenders.

 Darius Slay	97
 Janoris Jenkins	91
 Ronald Darby	87
 Marcus Peters	86

FAST FACTS

- CB Marcus Peters was the only NFL defender in 2020 to have at least 4 INTs and 4 FFs. He also tallied 2 FRs.
- In 91 career games, CB Marcus Peters has registered 31 INTs, 10 FFs and 8 FRs. He's one of 11 players in NFL history to reach those marks and the only one to do so in his first six NFL seasons. (Peters did not play in 2021 due to a knee injury.)
- Peters' 6 INT-TDs tie Hall of Famer Deion Sanders for the second most by a player in his first six seasons since the 1970 merger. Only CB Janoris Jenkins (7) had more.
- Peters' 3-career postseason INTs are tied (Adrian Amos, Sean Murphy-Bunting & Duron Harmon) for the NFL's most since he entered the league in 2015.

NOSE FOR THE END ZONE

CB Marcus Peters' 7-career defensive TDs (6 INTs & 1 FR) rank as the NFL's most since he entered the league in 2015.

MOST DEFENSIVE TDs / SINCE 2015 / ACTIVE PLAYERS

Rk.	Player (Team)	D-TDs
1.	Marcus Peters (Bal.)	7
2.	Eddie Jackson (Chi.)	6
3.	Deion Jones (Atl.)	5
4.	Seven Players	4

PICK ARTIST

Since entering the league in 2015, three-time Pro Bowl CB Marcus Peters has registered NFL highs in INTs (31), INT-TDs (6) and INT return yards (814).

MOST INTERCEPTIONS / SINCE 2015 / ACTIVE PLAYERS

Rk.	Player (Team)	INTs
1.	Marcus Peters (Bal.)	31
2.	Xavien Howard (Mia.)	27
3.	J.C. Jackson (NE)	25

MOST INT-TD RETURNS / SINCE 2015 / ACTIVE PLAYERS

Rk.	Player (Team)	INT-TDs
1.	Marcus Peters (Bal.)	6
2.	Deion Jones (Atl.)	5
3.	Malcolm Jenkins (NO), Daniel Sorensen (KC.)	4

MOST INT RETURN YARDS / SINCE 2015 / ACTIVE PLAYERS

Rk.	Player (Team)	INT Yards
1.	Marcus Peters (Bal.)	814
2.	Deion Jones (Atl.)	379
3.	Justin Simmons (Den.)	352

TAKEAWAY MACHINE

Since entering the league in 2015, Peters' 39 takeaways stand as an NFL high, with 31 coming by way of INTs.

MOST TAKEAWAYS BY A DEFENDER / SINCE 2015

Rk.	Player (Team)	TA (INTs)
1.	Marcus Peters (Bal.)	39 (31)
2.	Xavien Howard (Mia.)	30 (27)
3.	J.C. Jackson (NE)	27 (25)
	Tyrann Mathieu (KC)	27 (23)
5.	Kevin Byard (Ten.)	26 (23)
	Micah Hyde (Buf.)	26 (20)
	Jordan Poyer (Buf.)	26 (20)

"MARCUS PETERS IS ONE OF THE SMARTEST CORNERS I'VE EVER SEEN PLAY THE GAME."

- FORMER RAVENS D.C. DON MARTINDALE



NFL INTERCEPTION LEADERS / SINCE 2015

MARCUS PETERS	XAVIEN HOWARD	J.C. JACKSON
31	27	25

PLAYER NOTES – HUMPHREY



MARLON HUMPHREY
#44 | CORNERBACK

2X PRO BOWLER

1X FIRST-TEAM ALL-PRO

**MOST FORCED FUMBLES
NFL DEFENDERS / 2020 SEASON**

Marlon Humphrey (Bal.)	8
Haason Reddick (Ari.)	6
11 Players Tied	4

PERFECTING THE PUNCH-OUT

CB Marlon Humphrey's 8 forced fumbles in 2020 were the second most by a DB in NFL history (records kept since 2000).

MOST FORCED FUMBLES / DEFENSIVE BACKS NFL SINGLE-SEASON HISTORY (RECORDS KEPT SINCE 2000)

Rk.	Player (Year)	FFs
1.	Charles Tillman (2012)	10
2.	Marlon Humphrey (2020)	8
	Chris Harris (2007)	8
4.	Josh Norman (2021)	7
5.	Oshiomogho Atogwe (2008)	6
	Brian Dawkins (2008)	6
	Roman Harper (2010)	6
	Charles Tillman (2009)	6

FRUIT PUNCH & JUICE MAN

Since CB Marlon Humphrey entered the league in 2017, he and teammate CB Marcus Peters are the only NFL defenders to produce at least 40 PD, 8 INTs, 8 FFs and 3 FRs.



STATS SINCE 2017

MARCUS PETERS

PD	INTs	FFs	FRs
40	17	8	5

MARLON HUMPHREY

PD	INTs	FFs	FRs
64	9	12	3

*Peters spent the entire 2021 season on Injured Reserve, while Humphrey was placed on Injured Reserve for the last five games of the season.

BALTIMORE DEFENDERS SINCE 2019

INTERCEPTIONS / SINCE 2019

Rk.	Player	INTs
1.	Marcus Peters	7
2.	Marlon Humphrey	5
3.	Chuck Clark	4
4.	Anthony Averett/Tyus Bowser	3

PASSES DEFENSED / SINCE 2019

Rk.	Player	PD
1.	Marlon Humphrey	.38
2.	Chuck Clark	.25
3.	Anthony Averett	.20
4.	Marcus Peters	.19

FORCED FUMBLES / SINCE 2019

Rk.	Player	FFs
1.	Marlon Humphrey	11
2.	Chuck Clark	4
	Marcus Peters	4

MARLON MAKES PLAYS

- Baltimore has only lost one game (11-1) when Humphrey records a takeaway (Wk. 7, 2021 vs. Cin.)
- In 2020, CB Marlon Humphrey led the NFL with 8 FFs (also standing as a Ravens' single-season record), en route to his second Pro Bowl nod.
- In 2020, Humphrey was one of only two NFL defenders (Jason Pierre-Paul) to record at least 2 sacks (2.5), 4 FFs (8) and 6 PD (8). He also became the first DB to register at least 8 FFs and a sack in NFL single-season history (records kept since 2000).
- Humphrey's 11 defensive FFs from 2017-20 are tied with Oshiomogho Atogwe (2005-08) for the most by a defensive back in his first four seasons (since such records were tracked in 2000).
- Humphrey's 70-yard FR-TD vs. NE in Week 9 of the 2019 season is the longest FR return in Ravens franchise history.

MARLON THE MAGNET

Since entering the league in 2017, CB Marlon Humphrey's 64 PD are the sixth most among all NFL defensive backs.

NFL PASSES DEFENSED / DEFENSIVE BACKS / SINCE 2017

Rk.	Player (Team)	PD
1.	Marshon Lattimore (NO)	74
2.	James Bradberry (NYG)	72
3.	Darius Slay (Phi.)	71
4.	Kyle Fuller (Den.)	67
5.	Xavien Howard (Mia.)	65
6.	Marlon Humphrey (Bal.)	64
7.	Jalen Ramsey (LAR)	60
	Tre'Davious White (Buf.)	60
9.	Janoris Jenkins (Ten.)	58
10.	Two Players	55

PLAYER NOTES - WILLIAMS & QUEEN



BRANDON WILLIAMS
#98 | DEFENSIVE TACKLE

1X
PRO BOWLER

323
*NO. 2 ACTIVE
FRANCHISE TACKLES
LEADER

*CB JIMMY SMITH (369)

WILLIAMS ANCHORS RUN "D"

Pro Bowl DT Brandon Williams is one of the NFL's top D-linemen, helping Baltimore regularly produce a stout run defense. Since 2014, when Williams became a full-time starter, Baltimore has been especially strong vs. opposing ground games.

FEWEST RUSHING YARDS ALLOWED PER GAME / SINCE 2014

 Baltimore Ravens	95.2
 Seattle Seahawks	101.3
 Tampa Bay Buccaneers	102.4
 New Orleans Saints	104.2
 Philadelphia Eagles	106.1

LOWEST RUSHING AVG. ALLOWED PER CARRY / SINCE 2014

 New York Jets	3.97
 Seattle Seahawks	3.97
 Baltimore Ravens	3.99
 Tampa Bay Buccaneers	3.99
 Denver Broncos	4.06

BALTIMORE'S BEST DTs

MOST TACKLES BY RAVENS INTERIOR D-LINEMEN

Rk.	Player	Tackles	Years
1.	Kelly Gregg	515	2001-10
2.	Haloti Ngata	446	2006-14
3.	Brandon Williams	323	2013-present
4.	Tony Siragusa	159	1997-2001

MOST TACKLES FOR LOSS BY RAVENS INTERIOR D-LINEMEN

Rk.	Player	TFL	Years
1.	Haloti Ngata	43	2006-14
2.	Brandon Williams	33	2013-present
3.	Kelly Gregg	30	2001-10

(TFL became an official stat beginning in 2001.)

QUEEN'S FIRST TWO SEASONS

Dating back to 2001, ILB Patrick Queen is one of six NFL defenders to record at least 200 tackles, 15 TFL, 3 FFs and 1 TD in a player's first two seasons.

Player (Years)	Tackles	TFL	FFs	TDs
Patrick Queen (2020-21)	203	19	3	1
Devin White (2019-20)	231	19	4	2
Darius Leonard (2018-19)	284	19	6	1
Kwon Alexander (2015-16)	238	18	3	1
Telvin Smith (2014-15)	232	22	3	1
Alec Ogletree (2013-14)	230	15	10	1

Dating back to 2001, ILB Patrick Queen and his former LSU teammate LB Devin White are the only defenders to produce at least 200 tackles, 5 sacks, 3 FFs and 3 FRs in a player's first two seasons of an NFL career.



PATRICK QUEEN



DEVIN WHITE

THE KING OF QUEENS

- In Week 5 of 2020 vs. Cincinnati, ILB Patrick Queen posted a strip-sack and then recovered the ball. Queen became the second Ravens rookie to record a sack, FF and FR in a game, joining OLB Terrell Suggs, who accomplished the feat three times during his 2003 Defensive ROY campaign.
- In that 2020 Cincy game, Queen also had a 53-yard FR-TD, which is the fifth-longest FR-TD in Ravens history (sixth-longest overall). His performance earned him AFC Defensive Player of the Week honors for Week 5.
- Queen became the second NFL defender since 1987 to post 9-plus tackles, at least 2 FRs, 1 sack and 1 defensive TD in a game. Former Texans ILB Demeco Ryans was the other.



PATRICK QUEEN
#6 | INSIDE LINEBACKER

1
NFL DEFENDER (QUEEN) IN
2020 WHO POSTED AT LEAST
70 TACKLES, 3 SACKS, 2 FFs,
2 FRs, 1 INT & 1 DEFENSIVE TD

105
TACKLES
[2020 TEAM LEADER]

98
TACKLES
[2021 TEAM LEADER]

PLAYER NOTES - OWEH & BATEMAN



ODAFE OWEH
#99 | OUTSIDE LINEBACKER

DID YOU KNOW?
OLB Odafe Oweh was the NFL's only rookie in 2021 to post a sack, FF and FR in the same game. (He had 4 tackles, 1 sack, 1 FF and 1 FR vs. Cleveland in week 12.)

1X AFC DEFENSIVE PLAYER OF THE WEEK

2021 ROOKIE LEADERBOARD

SACKS

Rk.	Player (Team)	Sacks
1.	Micah Parsons (Dal.)	13.0
2.	Jaelan Phillips (Mia.)	8.5
3.	Azeez Ojulari (NYG)	8.0
4.	Odafe Oweh (Bal.)	5.0
5.	Three Rookies	4.0

DEFENSIVE FORCED FUMBLES

Rk.	Player (Team)	FFs
1.	Odafe Oweh (Bal.)	3
	Micah Parsons (Dal.)	3
3.	Three Rookies	2

DEFENSIVE FUMBLE RECOVERIES

Rk.	Player (Team)	FRs
1.	Odafe Oweh (Bal.)	2
	Michael Carter II (NYJ)	2
	Jevon Holland (Mia.)	2
	Ifeatu Melifonwu (Det.)	2
	Kwity Paye (Ind.)	2

NEXTGEN QB PRESSURES

Rk.	Player (Team)	QBPs
1.	Micah Parsons (Dal.)	59
2.	Odafe Oweh (Bal.)	47
3.	Jaelan Phillips (Mia.)	41

OWEH IN RARE COMPANY

• OLB Odafe Oweh (2021) and Terrell Suggs (2003) are the only Ravens in team history to produce at least 5 sacks, multiple forced FFs and multiple FRs in their rookie campaign.

ROOKIES SINCE WEEK 6 (BATEMAN'S DEBUT)

2021 RECEPTIONS / SINCE WEEK 6

Rk.	Player (Team)	Rec.
1.	Jaylen Waddle (Mia.)	77
2.	Amon-Ra St. Brown (Det.)	71
3.	Ja'Marr Chase (Cin.)	58
4.	Pat Freiermuth (Pit.)	49
5.	Rashod Bateman (Bal.)	46
	Najee Harris (Pit.)	46
7.	Kyle Pitts (Atl.)	44
8.	DeVonta Smith (Phi.)	39
9.	Elijah Moore (NYJ)	35

2021 RECEIVING YARDS / SINCE WEEK 6


Rk.	Player (Team)	Yards
1.	Ja'Marr Chase (Cin.)	999
2.	Jaylen Waddle (Mia.)	784
3.	Amon-Ra St. Brown (Det.)	734
4.	Kyle Pitts (Atl.)	718
5.	DeVonta Smith (Phi.)	602
6.	Rashod Bateman (Bal.)	515
7.	Elijah Moore (NYJ)	472

2021 FIRST-DOWN RECEPTIONS / SINCE WEEK 6

Rk.	Player (Team)	1st Downs
1.	Jaylen Waddle (Mia.)	48
2.	Ja'Marr Chase (Cin.)	40
3.	Amon-Ra St. Brown (Det.)	38
4.	Rashod Bateman (Bal.)	29
5.	Kyle Pitts (Atl.)	28
	DeVonta Smith (Phi.)	28

BATEMAN OFF TO A STRONG START

• Rashod Bateman posted a 42.9 receiving ypg average in 2021, ranking second on the Ravens' all-time rookie chart, trailing only Torrey Smith's 52.6 ypg average in 2011.



RASHOD BATEMAN
#12 | WIDE RECEIVER

"He's doing what you want rookies to do – first-round rookies – and that's stay hungry and have a thirst for knowledge, have a thirst for more work, have a thirst for the attention to detail and really start setting the stage for your whole career."

– WRs Coach Tee Martin on Rashod Bateman

PLAYER NOTES - TUCKER



JUSTIN TUCKER
#9 | KICKER

- 12X** PLAYER OF THE WEEK (FRANCHISE RECORD)
- 7X** AFC SPECIAL TEAMS PLAYER OF THE MONTH
- 5X** PRO BOWLER
- 5X** FIRST-TEAM ALL-PRO
- 2X** SECOND-TEAM ALL-PRO

TUCKER RANKS NO. 1 ALL TIME







K Justin Tucker, the most accurate kicker ever, owns a 91.1% success mark. In 2021, for the sixth-consecutive season, he scored at least 130 points. The six 130-point outputs by Tucker are an NFL record of consecutive seasons reaching that mark.

BEST CAREER FIELD GOAL PERCENTAGE (NFL HISTORY / MIN. 100 ATTEMPTS)

Rk.	Player (Team)	FGM - FGA	Pct.
1.	Justin Tucker (Bal.)	326-358	91.1
2.	Harrison Butker (KC)	146-162	90.1
3.	Younghoe Koo (Atl.)	90-100	90.0
4.	Chris Boswell (Pit.)	182-206	88.3
5.	Daniel Carlson (LV)	109-125	87.2

TUCKER HITS THE MARK

Since entering the league in 2012, K Justin Tucker ranks at or near the top of several NFL kicking categories:

<div style="border: 2px solid blue; padding: 5px; width: 60px; margin: 0 auto;"> 326 Field Goals Made </div> <div style="text-align: center; margin-top: 10px;">  </div> <p>NFL's Most Since 2012</p>	<div style="border: 2px solid blue; padding: 5px; width: 60px; margin: 0 auto;"> 1,360 Points Scored </div> <div style="text-align: center; margin-top: 10px;">  </div> <p>NFL's Most Since 2012</p>	<div style="border: 2px solid blue; padding: 5px; width: 60px; margin: 0 auto;"> 91.1 Career FG Percentage </div> <div style="text-align: center; margin-top: 10px;">  </div> <p>Best Mark in NFL History</p>
<div style="border: 2px solid blue; padding: 5px; width: 60px; margin: 0 auto;"> 148 40+ Yard FGM </div> <div style="text-align: center; margin-top: 10px;">  </div> <p>NFL's Most Since 2012</p>	<div style="border: 2px solid blue; padding: 5px; width: 60px; margin: 0 auto;"> 48 50+ Yard FGM </div> <div style="text-align: center; margin-top: 10px;">  </div> <p>NFL's 2nd Most Since 2012</p>	<div style="border: 2px solid blue; padding: 5px; width: 60px; margin: 0 auto;"> 8 Games w/ Dual 50+ FGM </div> <div style="text-align: center; margin-top: 10px;">  </div> <p>Tied for the most in NFL History</p>

TUCK'S CHART TALK

MOST FIELD GOALS MADE / SINCE 2012

Rk.	Player (Team)	FGM
1.	Justin Tucker (Bal.)	326
2.	Greg Zuerlein (Dal.)	264
3.	Matt Prater (Ari.)	260
4.	Stephen Gostkowski (FA)	251

MOST POINTS SCORED / SINCE 2012

Rk.	Player (Team)	Points
1.	Justin Tucker (Bal.)	1,360
2.	Matt Prater (Ari.)	1,188
3.	Stephen Gostkowski (FA)	1,163
4.	Mason Crosby (GB)	1,157
5.	Greg Zuerlein (Dal.)	1,131

BEST FIELD GOAL PERCENTAGE ROOKIES / NFL HISTORY

Rk.	Player (Year)	FGM - FGA	Pct.
1.	Michael Badgley (2018)	15-16	93.8
2.	Blair Walsh (2012)	35-38	92.1
3.	Justin Tucker (2012)	30-33	90.9
4.	Harrison Butker (2017)	38-42	90.5

BEST FIELD GOAL PERCENTAGE RAVENS SINGLE-SEASON HISTORY (MIN. 16 ATT.)

Rk.	Player (Year)	FGM - FGA	Pct.
1.	Justin Tucker (2016)	38-39	97.4
2.	Justin Tucker (2019)	28-29	96.6
3.	Justin Tucker (2021)	35-37	94.6
4.	Matt Stover (2006)	28-30	93.3
5.	Justin Tucker (2013)	38-41	92.7

CONSECUTIVE FIELD GOALS MADE / ALL-TIME STREAKS

Rk.	Player (Team)	FGM
1.	Adam Vinatieri (2015-16)	44
2.	Mike Vanderjagt (2002-04)	42
3.	Gary Anderson (1997-98)	40
4.	Graham Gano (2020-21)	37
	Jason Myers (2019-21)	37
6.	Matt Stover (2005-06)	36
	Nick Folk (2020-21)	36
8.	Justin Tucker (2015-16)	35
	Adam Vinatieri (2013-14)	35

18 GAME-WINNING FIELD GOALS

- 2021: Week 9 vs. Min., 36 yds OT
- 2021: Week 3 at Det., 66 yds*
- 2020: Week 14 at Cle., 55 yds
- 2019: Week 13 vs. SF, 49 yds
- 2019: Week 5 at Pit., 46 yds OT
- 2018: Week 11 vs. Cin., 24 yds
- 2016: Week 3 at Jax., 53 yds
- 2016: Week 2 at Cle., 49 yds
- 2015: Week 11 vs. STL, 47 yds
- 2015: Week 8 vs. SD, 39 yds
- 2015: Week 4 at Pit., 52 yds OT
- 2014: Week 3 at Cle., 32 yds
- 2013: Week 15 at Det., 61 yds
- 2013: Week 10 vs. Cin., 46 yds OT
- 2013: Week 5 at Mia., 44 yds
- 2012: Div. at Den., 47 yds OT
- 2012: Week 12 at SD, 38 yds OT
- 2012: Week 3 vs. NE, 27 yds

*NFL Record

PLAYER NOTES – TUCKER

TUCKER TIDBITS

- Tucker has connected on 58 consecutive fourth-quarter/OT FGAs and is a perfect 16-of-16 on tries in the final minute of regulation throughout his career. His 95.2 career FG% in the second half/OT (160-of-168) also ranks as the NFL's best such mark of all time.
- Since PATs were moved back to the 15-yard line in 2015, Tucker (272-of-276) has produced the NFL's best PAT percentage (98.6, min. 100 attempts).
- Tucker is a seven-time AFC Special Teams Player of the Month. He has also earned a team-record 12 AFC ST Player of the Week honors.
- Tucker's 6 FGs on 12/16/13 at Det. set a team record and a single-game NFL high in 2013. He became the first kicker ever to connect from the 20-, 30-, 40-, 50- & 60-yard range in a game.

PLAYER OF THE MONTH AWARDS

PLAYER OF THE MONTH AWARDS / SINCE AWARD INCEPTION

Rk.	Player	No.
1.	Tom Brady	11
2.	Peyton Manning	8
	Aaron Rodgers	8
4.	Justin Tucker	7
5.	Brett Favre	6
	Barry Sanders	6
	Bruce Smith	6
	J.J. Watt	6
	Steve Young	6

FAST & FURIOUS

Since entering the league in 2012, K Justin Tucker has reached several marks faster than any other player in NFL history:



TUCKER'S MILESTONES

- K Justin Tucker owns the most points scored through a player's first 10 seasons in NFL history (1,360).
- Tucker produced 137 points in 2021, becoming the first kicker in NFL history to score at least 130 points in six consecutive seasons. He also posted his NFL-record seventh season with 30+ FGM.
- In 2021, Tucker recorded his 10th-consecutive season with at least 25 FGM, marking the longest such streak in NFL history. Incredibly, he reached the 25-FGM mark in each of his first 10 NFL seasons.

CLUB 30

In 2018, K Justin Tucker became the first kicker in NFL history to produce six seasons with 30+ FGM. Incredibly, he reached that mark again in 2021, adding to his NFL record of 30-FG seasons (7).

MOST SEASONS WITH 30-PLUS FIELD GOALS MADE (NFL HISTORY)

Rk.	Player	Seasons
1.	Justin Tucker	7
2.	David Akers	5
	John Carney	5
	Robbie Gould	5
	Stephen Gostkowski	5

2016: THE BEST SEASON EVER?

- In 2016, All-Pro K Justin Tucker connected on 38-of-39 FGAs (lone miss was a block), posting the then-fifth-best pct. (97.4) in NFL single-season history.
- Tucker's 38 FGs made in 2016 ranked No. 1 in the NFL, and he was also 27-of-27 on PATs. An NFL single-season record 24 of Tucker's 38 FGs made in 2016 came from 40 yards or beyond.
- Tucker's 10 FGs of 50-plus yards in 2016 are a Ravens' single-season record. They tie (Blair Walsh, 2012 & Brandon McManus, 2020) for the most in NFL history. (Tucker was a perfect 10-for-10 from 50 yards and out in 2016.)

BEST FIELD GOAL PERCENTAGE / NFL SINGLE-SEASON HISTORY

Rk.	Player (Year)	FGM - FGA	Pct.
1.	Gary Anderson (1998)	35-35	100.0
	Mason Crosby (2020)	16-16	100.0
	Jason Myers (2020)	16-16	100.0
	Mike Vanderjagt (2003)	37-37	100.0
	Jeff Wilkins (2000)	17-17	100.0
	Tony Zendejas (1991)	17-17	100.0
7.	Justin Tucker (2016)	38-39	97.4

LONGEST FIELD GOALS MADE / NFL HISTORY


Rk.	Player (Date)	Distance
1.	Justin Tucker (9/26/21 at Det.)	66
2.	Matt Prater (12/8/13 vs. Ten.)	64
3.	Six Kickers	63

MOST 60-PLUS FIELD GOALS MADE / NFL HISTORY

Rk.	Player	FGM
1.	Brett Maher	3
2.	Justin Tucker	2
	Sebastian Janikowski	2
	Matt Prater	2
	Greg Zuerlein	2

Justin Tucker has connected on 2 of the 27 60-plus-yard FGM in NFL history. Of those 26 conversions, only 7 have been game-winners or go-ahead makes in the final minute of a game. Tucker is the only kicker in NFL history with multiple such game-winning or go-ahead makes (66 yards - 9/26/21 at Det.; 61 yards - 12/16/13 at Det.).

PLAYER NOTES - KOCH



SAM KOCH
#4 | PUNTER

IX PRO BOWLER

IX SECOND-TEAM ALL-PRO

1,168
CAREER PUNTS
MOST BY A PUNTER WITH ONE TEAM IN NFL HISTORY

SAM IN THE 20

P Sam Koch is the Ravens' all-time leader in punts inside the 20 (453). In 2017, he posted a franchise-record 40 boots inside the 20, which ranked as the NFL's most.

MOST PUNTS INSIDE THE 20

RAVENS HISTORY

Rk.	Player	Inside 20
1.	Sam Koch	453
2.	Kyle Richardson	128
3.	Dave Zastudil	89

RAVENS SINGLE SEASON

Rk.	Player (Year)	Inside 20
1.	Sam Koch (2017)*	40
2.	Sam Koch (2010)	39
	Kyle Richardson (1999)	39

*In 2017, Koch's 40 punts inside the 20 ranked No. 1 in the NFL

KOCH DOMINATED IN 2017

No punter in 2017 was more dominant at pinning opponents deep in their own territory than P Sam Koch.

PUNTS INSIDE 20 [NFL RANK]

1

Sam Koch	40
Chris Jones	34
Two Players	33

PUNTS INSIDE 10 [NFL RANK]

1

Sam Koch	16
Marquette King	14
Three Players	13

PUNTS INSIDE 5 [NFL RANK]

2

Andy Lee	6
Sam Koch	5
Three Players	5

FAST FACTS

- In Week 4 of 2020 at Washington, P Sam Koch completed a 15-yard pass to WR Miles Boykin on a fourth-and-9 fake punt. Among players with at least 5 career passes, Koch holds a completion percentage of 87.5, going 7-of-8 for 82 yards and a 109.4 rating. His 87.5 completion percentage is tied for third all time amongst non-QBs with at least 5 career pass attempts.

- In 2020, Koch was the NFL's only punter to place at least 20 punts inside in the 20-yard line (22) and have no more than 1 TB.

RAVENS ALL-TIME LEADER

P Sam Koch owns a 45.3 career gross average and 39.7 career net, both marks that rank first in Ravens history. In 2014, he posted a career-high and team-record 47.4-yard gross (matched again in 2018) and 43.3-yard net average.

CAREER GROSS AVERAGE [RAVENS HISTORY]

Rk.	Player	Average
1.	Sam Koch	45.3
2.	Greg Montgomery	43.2
3.	Dave Zastudil	41.6

CAREER NET AVERAGE [RAVENS HISTORY]

Rk.	Player	Average
1.	Sam Koch	39.7
2.	Greg Montgomery	37.2
3.	Kyle Richardson	35.4

PINNING 'EM DEEP

Dating back to 2006, when he entered the NFL, P Sam Koch's 453 punts inside the 20 rank second in the NFL.

NFL PUNTS INSIDE THE 20 / SINCE 2006

Rk.	Player (Team)	Inside the 20
1.	Dustin Colquitt (Cle.)	456
2.	Sam Koch (Bal.)	453
3.	Andy Lee (Ari.)	418

RAVENS IRONMEN

RAVENS CONSECUTIVE GAMES PLAYED ALL-TIME STREAKS

Rk.	Player	Games	Years
1.	Sam Koch	239	2006-20
2.	Justin Tucker	161	2012-present
3.	Jarret Johnson	129	2003-11

BALTIMORE RAVENS MOST ALL-TIME GAMES PLAYED

Rk.	Player	Games	Years
1.	Sam Koch	256	2006-present
2.	Terrell Suggs	229	2003-18
3.	Ray Lewis	228	1996-2012
4.	Matt Stover	207	1996-2008
5.	Jonathan Ogden	177	1996-2007
	Marshal Yanda	177	2007-19

ESPN'S KEVIN SEIFERT ON SAM KOCH'S ARSENAL OF PUNTS:

"Some are designed to hook toward the sideline with maximum hang time. Others use an intentionally low trajectory to aid coverage teams. He has a knuckler and one kick that drops, from the returner's perspective, roughly in the shape of the letter 'S.' He's debuted a 'boomerang' punt that does just what you would imagine it might. Most, but not all, of these punts are intended to discourage a clean catch and minimize the return. ... Sam Koch and the Ravens have introduced a new way to punt."

ALPHABETICAL ROSTER

NO.	NAME	POS	HT	WT	DOB	EXP	COLLEGE	HOMETOWN	HOW ACQ
89	Andrews, Mark	TE	6-5	256	09/06/95	4	Oklahoma	Scottsdale, AZ	D3b '18
23	Averett, Anthony	CB	5-11	184	11/30/94	4	Alabama	Woodbury, NJ	D4a '18
12	Bateman, Rashod	WR	6-1	193	11/29/99	R	Minnesota	Tifton, GA	D1a '21
49	Board, Chris	ILB	6-2	237	07/23/95	4	North Dakota State	Orlando, FL	FA '18
54	Bowser, Tyus	OLB	6-3	242	05/23/95	5	Houston	Tyler, TX	D2 '17
80	Boykin, Miles	WR	6-4	220	10/12/96	3	Notre Dame	New Lenox, IL	D3b '19
86	Boyle, Nick	TE	6-4	270	02/17/93	7	Delaware	Sussex, NJ	D5a '15
77	Bozeman, Bradley	C	6-5	325	11/24/94	4	Alabama	Roanoke, AL	D6c '18
5	Brown, Marquise	WR	5-9	180	06/04/97	3	Oklahoma	Hollywood, FL	D1 '19
56	Bynes, Josh	ILB	6-1	235	08/24/89	10	Auburn	Lauderdale Lakes, FL	FA '21
93	Campbell, Calais	DT	6-8	300	09/01/86	14	Miami (Fla)	Denver, CO	TR (Jax.) '20
36	Clark, Chuck	S	6-0	205	04/19/95	5	Virginia Tech	Suffolk, VA	D6 '17
66	Cleveland, Ben	G	6-6	357	08/25/98	R	Georgia	Toccoa, GA	D3a '21
63	Colon, Trystan	C/G	6-3	313	03/23/98	2	Missouri	Webb City, MO	FA '20
13	Duvernay, Devin	WR	5-11	200	09/12/97	2	Texas	Sachse, TX	D3b '20
71	Ellis, Justin	DT	6-2	350	12/27/90	8	Louisiana Tech	Neville, LA	FA '19
45	Ferguson, Jaylon	OLB	6-5	270	12/14/95	3	Louisiana Tech	St. Francisville, LA	D3a '19
33	Freeman, Devonta	RB	5-8	206	03/15/92	8	Florida State	Miami, FL	FA '21
40	Harrison, Malik	ILB	6-3	247	03/05/98	2	Ohio State	Columbus, OH	D3c '20
50	Houston, Justin	OLB	6-3	270	01/21/89	11	Georgia	Statesboro, GA	FA '21
2	Huntley, Tyler	QB	6-1	196	02/03/98	2	Utah	Hallandale Beach, FL	FA '20
8	Jackson, Lamar	QB	6-2	212	01/07/97	4	Louisville	Pompano Beach, FL	D1b '18
31	Jefferson II, Tony	S	5-11	211	01/27/92	8	Oklahoma	Chula Vista, CA	FA '21
15	Johnson, Josh	QB	6-3	198	05/15/86	7	San Diego	Oakland, CA	FA '21
4	Koch, Sam	P	6-1	222	08/13/82	16	Nebraska	Seward, NE	D6a '06
41	Levine Sr., Anthony	DB/LB	5-11	207	03/27/87	10	Tennessee State	Abbeville, LA	FA '12
92	Madubuike, Justin	DT	6-3	300	11/17/97	2	Texas A&M	McKinney, TX	D3a '20
90	McPhee, Pernell	OLB	6-3	269	12/17/88	11	Mississippi State	Pahokee, FL	(Was.) '19
65	Mekari, Patrick	OL	6-4	308	08/13/97	3	Cal-Berkeley	Westlake Village, CA	FA '19
46	Moore, Nick	LS	6-2	248	12/09/92	2	Georgia	Snellville, GA	FA '20
28	Murray, Latavius	RB	6-3	230	01/18/90	8	Central Florida	Nedrow, NY	FA '21
84	Oliver, Josh	TE	6-5	249	03/21/97	3	San Jose State	Paso Robles, CA	TR (Jax.) '21
99	Oweh, Odafe	OLB	6-5	251	12/15/98	R	Penn State	Hackensack, NJ	D1b '21
72	Powers, Ben	G	6-4	310	10/29/96	3	Oklahoma	Wichita, KS	D4b '19
11	Proche II, James	WR	5-11	201	09/20/96	2	Southern Methodist	Dallas, TX	D6 '20
6	Queen, Patrick	ILB	6-0	232	08/13/99	2	Louisiana State	Ventress, LA	D1 '20
38	Seymour, Kevon	DB	6-0	185	11/30/93	5	Southern California	Pasadena, CA	FA '21
62	Sharpe, David	T	6-6	330	10/21/95	5	Florida	Jacksonville, FL	FA '21
22	Smith, Jimmy	CB	6-2	210	07/26/88	11	Colorado	Colton, CA	D1 '11
21	Stephens, Brandon	DB	6-1	213	12/29/97	R	Southern Methodist	Plano, TX	D3b '21
26	Stone, Geno	S	5-11	207	04/19/99	2	Iowa	New Castle, PA	D7 '20
85	Tomlinson, Eric	TE	6-6	263	04/22/92	5	UTEP	Oklahoma City, OK	FA '20
9	Tucker, Justin	K	6-1	183	11/21/89	10	Texas	Austin, TX	FA '12
78	Villanueva, Alejandro	T	6-9	320	09/22/88	7	Army	Meridian, MS	FA '21
16	Wallace, Tylan	WR	5-11	193	05/13/99	R	Oklahoma State	Fort Worth, TX	D4 '21
96	Washington, Broderick	DT	6-2	305	12/04/96	2	Texas Tech	Longview, TX	D5 '20
14	Watkins, Sammy	WR	6-1	211	06/14/93	8	Clemson	Fort Myers, FL	UFA (KC) '21
57	Welch, Kristian	LB	6-3	240	05/24/98	2	Iowa	Iola, WI	FA '20
30	Westry, Chris	CB	6-4	197	07/10/97	2	Kentucky	Orange Park, FL	FA '21
98	Williams, Brandon	DT	6-1	336	02/21/89	9	Missouri Southern St.	Kirkwood, MO	D3 '13
34	Williams, Ty'Son	RB	6-0	220	09/20/96	2	BYU	Sumter, SC	FA '20
25	Young, Tavon	CB	5-9	185	03/14/94	6	Temple	Oxon Hill, MD	D4a '16
70	Zeitler, Kevin	G	6-4	315	03/08/90	9	Wisconsin	Waukesha, WI	FA '21

Practice Squad (16)

17	Jackson, Robert	CB	6-2	207	12/08/93	3	UNLV	Fort Myers, FL	FA '21
61	Jones-Smith, Jaryd	T	6-7	345	09/03/95	1	Pittsburgh	Camden, NJ	FA '21
94	Mack, Isaiah	NT	6-1	299	03/19/96	3	Chattanooga	Tunnel Hill, GA	FA '21
69	McKenzie, Kahlil	G/DT	6-3	326	01/03/97	2	Tennessee	Green Bay, WI	FA '21
10	Moore, Jaylon	WR	5-11	191	07/01/97	1	Tennessee-Martin	Memphis, TN	FA '20
67	Murray, Jimmy	C	6-5	305	05/05/95	3	Holy Cross	Evanston, IL	FA '21
37	Patrick, Jacques	RB	6-2	231	01/07/97	1	Florida State	Orlando, FL	FA '21
83	Poljan, Tony	TE	6-7	251	04/25/97	R	Virginia	Lansing, MI	FA '21
53	Redmond, Adam	C	6-6	306	05/19/93	3	Harvard	Strongsville, OH	FA '21
48	Richards, Jordan	S	5-11	215	01/21/93	7	Stanford	Folsom, CA	FA '19
7	Streveler, Chris	QB	6-1	216	01/06/95	2	South Dakota	Crystal Lake, IL	FA '21
58	Thomas, Joe	LB	6-1	233	05/06/91	7	South Carolina State	Blackville, S.C.	FA '21
18	Toliver II, Kevin	CB	6-2	199	11/24/95	4	Louisiana State	Jacksonville, FL	FA '21
81	Victor, Binjimen	WR	6-4	199	01/15/97	1	Ohio State	Pompano Beach, FL	FA '21
39	Wilkins, Mazzi	DB	6-0	191	10/12/95	3	South Florida	Tampa, FL	FA '21
29	Worley, Daryl	CB	6-1	205	02/22/95	6	West Virginia	Philadelphia, Pa.	FA '21

Injured Reserve (19)

51	Alaka, Otaro	ILB	6-3	239	05/18/96	3	Texas A&M	Houston, TX	FA '19
97	Crawford, Aaron	DT	6-1	315	11/04/97	2	North Carolina	Ashburn, VA	FA '20
27	Dobbins, J.K.	RB	5-10	212	12/17/98	2	Ohio State	La Grange, TX	D2 '20
##	Dorsey, Khalil	CB	5-9	181	03/31/98	2	Northern Arizona	Ontario, CA	FA '20
35	Edwards, Gus	RB	6-1	238	04/13/95	4	Rutgers	Liberia	FA '18
32	Elliott, DeShon	S	6-1	210	04/21/97	4	Texas	Dallas, TX	D6a '18
3	Fort, L.J.	ILB	6-0	232	01/03/90	7	Northern Iowa	Waynesville, MO	FA '19
59	Hayes, Daelin	OLB	6-4	253	05/16/98	R	Notre Dame	Belleville, MI	D5b '21
43	Hill, Justice	RB	5-10	200	11/14/97	3	Oklahoma State	Tulsa, OK	D4a '19
44	Humphrey, Marlon	CB	6-0	197	07/08/96	5	Alabama	Hoover, AL	D1 '17
76	James, Ja'Wuan	T	6-6	312	06/03/92	7	Tennessee	Atlanta, GA	FA '21
91	Kelly, Xavier	DT	6-6	306	10/02/97	R	Arkansas	Wichita, KA	FA '21
##	Marshall, Iman	CB	6-1	210	02/27/97	3	Southern California	Long Beach, CA	D4c '19
24	Peters, Marcus	CB	6-0	197	01/09/93	7	Washington	Oakland, CA	TR (LAR) '19
74	Phillips, Tyre	G/T	6-5	330	01/29/97	2	Mississippi State	Grenada, MS	D3d '20
42	Ricard, Patrick	FB/DL	6-3	300	05/27/94	5	Maine	Spencer, MA	FA '17
79	Stanley, Ronnie	T	6-6	315	03/18/94	6	Notre Dame	Las Vegas, NV	D1 '16
##	Washington, Ar'Darius	S	5-8	176	11/02/99	R	Texas Christian	Shreveport, LA	FA '21
95	Wolfe, Derek	DE	6-5	285	02/24/90	10	Cincinnati	East Liverpool, OH	UFA (Den.) '20

Practice Squad/Injured Reserve (2)

47	McCrary, Nate	RB	6-0	213	04/09/99	R	Saginaw Valley State	Muskegon, MI	FA '21
##	Verity, Jake	K	6-2	197	12/23/97	R	East Carolina	Bremen, GA	FA '21



NUMERICAL ROSTER

NO.	NAME	POS	HT	WT	DOB	EXP	COLLEGE	HOMETOWN	HOW ACQ
2	Tyler Huntley	QB	6-1	196	02/03/98	2	Utah	Hallandale Beach, FL	FA '20
4	Sam Koch	P	6-1	222	08/13/82	16	Nebraska	Seward, NE	D6a '06
5	Marquise Brown	WR	5-9	180	06/04/97	3	Oklahoma	Hollywood, FL	D1 '19
6	Patrick Queen	ILB	6-0	232	08/13/99	2	Louisiana State	Ventress, LA	D1 '20
8	Lamar Jackson	QB	6-2	212	01/07/97	4	Louisville	Pompano Beach, FL	D1b '18
9	Justin Tucker	K	6-1	183	11/21/89	10	Texas	Austin, TX	FA '12
11	James Proche II	WR	5-11	201	09/20/96	2	Southern Methodist	Dallas, TX	D6 '20
12	Rashod Bateman	WR	6-1	193	11/29/99	R	Minnesota	Tifton, GA	D1a '21
13	Devin Duvernay	WR	5-11	200	09/12/97	2	Texas	Sachse, TX	D3b '20
14	Sammy Watkins	WR	6-1	211	06/14/93	8	Clemson	Fort Myers, FL	UFA (KC) '21
15	Josh Johnson	QB	6-3	198	05/15/86	7	San Diego	Oakland, CA	FA '21
16	Tylan Wallace	WR	5-11	193	05/13/99	R	Oklahoma State	Fort Worth, TX	D4 '21
21	Brandon Stephens	DB	6-1	213	12/29/97	R	Southern Methodist	Plano, TX	D3b '21
22	Jimmy Smith	CB	6-2	210	07/26/88	11	Colorado	Colton, CA	D1 '11
23	Anthony Averett	CB	5-11	184	11/30/94	4	Alabama	Woodbury, NJ	D4a '18
25	Tavon Young	CB	5-9	185	03/14/94	6	Temple	Oxon Hill, MD	D4a '16
26	Geno Stone	S	5-11	207	04/19/99	2	Iowa	New Castle, PA	D7 '20
28	Lataavius Murray	RB	6-3	230	01/18/90	8	Central Florida	Nedrow, NY	FA '21
30	Chris Westry	CB	6-4	197	07/10/97	2	Kentucky	Orange Park, FL	FA '21
31	Tony Jefferson II	S	5-11	211	01/27/92	8	Oklahoma	Chula Vista, CA	FA '21
33	Devonta Freeman	RB	5-8	206	03/15/92	8	Florida State	Miami, FL	FA '21
34	Ty'Son Williams	RB	6-0	220	09/20/96	2	BYU	Sumter, SC	FA '20
36	Chuck Clark	S	6-0	205	04/19/95	5	Virginia Tech	Suffolk, VA	D6 '17
38	Kevon Seymour	DB	6-0	185	11/30/93	5	Southern California	Pasadena, CA	FA '21
40	Malik Harrison	ILB	6-3	247	03/05/98	2	Ohio State	Columbus, OH	D3c '20
41	Anthony Levine Sr.	DB/LB	5-11	207	03/27/87	10	Tennessee State	Abbeville, LA	FA '12
45	Jaylon Ferguson	OLB	6-5	270	12/14/95	3	Louisiana Tech	St. Francisville, LA	D3a '19
46	Nick Moore	LS	6-2	248	12/09/92	2	Georgia	Snellville, GA	FA '20
49	Chris Board	ILB	6-2	237	07/23/95	4	North Dakota State	Orlando, FL	FA '18
50	Justin Houston	OLB	6-3	270	01/21/89	11	Georgia	Statesboro, GA	FA '21
54	Tyus Bowser	OLB	6-3	242	05/23/95	5	Houston	Tyler, TX	D2 '17
56	Josh Bynes	ILB	6-1	235	08/24/89	10	Auburn	Lauderdale Lakes, FL	FA '21
57	Kristian Welch	LB	6-3	240	05/24/98	2	Iowa	Iola, WI	FA '20
62	David Sharpe	T	6-6	330	10/21/95	5	Florida	Jacksonville, FL	FA '21
63	Trystan Colon	C/G	6-3	313	03/23/98	2	Missouri	Webb City, MO	FA '20
65	Patrick Mekari	OL	6-4	308	08/13/97	3	Cal-Berkeley	Westlake Village, CA	FA '19
66	Ben Cleveland	G	6-6	357	08/25/98	R	Georgia	Toccoa, GA	D3a '21
70	Kevin Zeitler	G	6-4	315	03/08/90	9	Wisconsin	Waukesha, WI	FA '21
71	Justin Ellis	DT	6-2	350	12/27/90	8	Louisiana Tech	Neville, LA	FA '19
72	Ben Powers	G	6-4	310	10/29/96	3	Oklahoma	Wichita, KS	D4b '19
77	Bradley Bozeman	C	6-5	325	11/24/94	4	Alabama	Roanoke, AL	D6c '18
78	Alejandro Villanueva	T	6-9	320	09/22/88	7	Army	Meridian, MS	FA '21
80	Miles Boykin	WR	6-4	220	10/12/96	3	Notre Dame	New Lenox, IL	D3b '19
84	Josh Oliver	TE	6-5	249	03/21/97	3	San Jose State	Paso Robles, CA	TR (Jax.) '21
85	Eric Tomlinson	TE	6-6	263	04/22/92	5	UTEP	Oklahoma City, OK	FA '20
86	Nick Boyle	TE	6-4	270	02/17/93	7	Delaware	Sussex, NJ	D5a '15
89	Mark Andrews	TE	6-5	256	09/06/95	4	Oklahoma	Scottsdale, AZ	D3b '18
90	Pernell McPhee	OLB	6-3	269	12/17/88	11	Mississippi State	Pahokee, FL	(Was.) '19
92	Justin Madubuike	DT	6-3	300	11/17/97	2	Texas A&M	McKinney, TX	D3a '20
93	Calais Campbell	DT	6-8	300	09/01/86	14	Miami (Fla)	Denver, CO	TR (Jax.) '20
96	Broderick Washington	DT	6-2	305	12/04/96	2	Texas Tech	Longview, TX	D5 '20
98	Brandon Williams	DT	6-1	336	02/21/89	9	Missouri Southern St.	Kirkwood, MO	D3 '13
99	Odafe Oweh	OLB	6-5	251	12/15/98	R	Penn State	Hackensack, NJ	D1b '21

Practice Squad (16)

7	Chris Streveler	QB	6-1	216	01/06/95	2	South Dakota	Crystal Lake, IL	FA '21
10	Jaylon Moore	WR	5-11	191	07/01/97	1	Tennessee-Martin	Memphis, TN	FA '20
17	Robert Jackson	CB	6-2	207	12/08/93	3	UNLV	Fort Myers, FL	FA '21
18	Kevin Toliver II	CB	6-2	199	11/24/95	4	Louisiana State	Jacksonville, FL	FA '21
29	Daryl Worley	CB	6-1	205	02/22/95	6	West Virginia	Philadelphia, Pa.	FA '21
37	Jacques Patrick	RB	6-2	231	01/07/97	1	Florida State	Orlando, FL	FA '21
39	Mazzi Wilkins	DB	6-0	191	10/12/95	3	South Florida	Tampa, FL	FA '21
48	Jordan Richards	S	5-11	215	01/21/93	7	Stanford	Folsom, CA	FA '19
53	Adam Redmond	C	6-6	306	05/19/93	3	Harvard	Strongsville, OH	FA '21
58	Joe Thomas	LB	6-1	233	05/06/91	7	South Carolina State	Blackville, S.C.	FA '21
61	Jaryd Jones-Smith	T	6-7	345	09/03/95	1	Pittsburgh	Camden, NJ	FA '21
67	Jimmy Murray	C	6-5	305	05/05/95	3	Holy Cross	Evanston, IL	FA '21
69	Kahlil McKenzie	G/DT	6-3	326	01/03/97	2	Tennessee	Green Bay, WI	FA '21
81	Binjimen Victor	WR	6-4	199	01/15/97	1	Ohio State	Pompano Beach, FL	FA '21
83	Tony Poljan	TE	6-7	251	04/25/97	R	Virginia	Lansing, MI	FA '21
94	Isaiah Mack	NT	6-1	299	03/19/96	3	Chattanooga	Tunnel Hill, GA	FA '21

Injured Reserve (19)

##	Iman Marshall	CB	6-1	210	02/27/97	3	Southern California	Long Beach, CA	D4c '19
##	Khalil Dorsey	CB	5-9	181	03/31/98	2	Northern Arizona	Ontario, CA	FA '20
##	Ar'Darius Washington	S	5-8	176	11/02/99	R	Texas Christian	Shreveport, LA	FA '21
3	L.J. Fort	ILB	6-0	232	01/03/90	7	Northern Iowa	Waynesville, MO	FA '19
24	Marcus Peters	CB	6-0	197	01/09/93	7	Washington	Oakland, CA	TR (LAR) '19
27	J.K. Dobbins	RB	5-10	212	12/17/98	2	Ohio State	La Grange, TX	D2 '20
32	DeShon Elliott	S	6-1	210	04/21/97	4	Texas	Dallas, TX	D6a '18
35	Gus Edwards	RB	6-1	238	04/13/95	4	Rutgers	Liberia	FA '18
42	Patrick Ricard	FB/DL	6-3	300	05/27/94	5	Maine	Spencer, MA	FA '17
43	Justice Hill	RB	5-10	200	11/14/97	3	Oklahoma State	Tulsa, OK	D4a '19
44	Marlon Humphrey	CB	6-0	197	07/08/96	5	Alabama	Hoover, AL	D1 '17
51	Otaro Alaka	ILB	6-3	239	05/18/96	3	Texas A&M	Houston, TX	FA '19
59	Daelin Hayes	OLB	6-4	253	05/16/98	R	Notre Dame	Belleville, MI	D5b '21
74	Tyre Phillips	G/T	6-5	330	01/29/97	2	Mississippi State	Grenada, MS	D3d '20
76	Ja'Wuan James	T	6-6	312	06/03/92	7	Tennessee	Atlanta, GA	FA '21
79	Ronnie Stanley	T	6-6	315	03/18/94	6	Notre Dame	Las Vegas, NV	D1 '16
91	Xavier Kelly	DT	6-6	306	10/02/97	R	Arkansas	Wichita, KA	FA '21
95	Derek Wolfe	DE	6-5	285	02/24/90	10	Cincinnati	East Liverpool, OH	UFA (Den.) '20
97	Aaron Crawford	DT	6-1	315	11/04/97	2	North Carolina	Ashburn, VA	FA '20

Practice Squad/Injured Reserve (2)

##	Jake Verity	K	6-2	197	12/23/97	R	East Carolina	Bremen, GA	FA '21
47	Nate McCrary	RB	6-0	213	04/09/99	R	Saginaw Valley State	Muskegon, MI	FA '21



POSITIONAL ROSTER

NO.	NAME	POS.	HT.	WT.	AGE	EXP.	COLLEGE	HOMETOWN	HOW ACQ.
QUARTERBACKS (4)									
2	Huntley, Tyler	QB	6-1	196	23	2	Utah	Hallandale Beach, FL	FA '20
7	Streveler, Chris (PS)	QB	6-1	216	27	2	South Dakota	Crystal Lake, IL	FA '21
8	Jackson, Lamar	QB	6-2	212	25	4	Louisville	Pompano Beach, FL	D1b '18
15	Johnson, Josh	QB	6-3	198	35	7	San Diego	Oakland, CA	FA '21
RUNNING BACKS (9)									
27	Dobbins, J.K. (IR)	RB	5-10	212	23	2	Ohio State	La Grange, TX	D2 '20
28	Murray, Lataavius	RB	6-3	230	32	8	Central Florida	Nedrow, NY	FA '21
33	Freeman, Devonta	RB	5-8	206	29	8	Florida State	Miami, FL	FA '21
34	Williams, Ty'Son	RB	6-0	220	25	2	BYU	Sumter, SC	FA '20
35	Edwards, Gus (IR)	RB	6-1	238	26	4	Rutgers	Liberia	FA '18
37	Patrick, Jacques (PS)	RB	6-2	231	25	1	Florida State	Orlando, FL	FA '21
42	Ricard, Patrick (IR)	FB/DL	6-3	300	27	5	Maine	Spencer, MA	FA '17
43	Hill, Justice (IR)	RB	5-10	200	24	3	Oklahoma State	Tulsa, OK	D4a '19
47	McCrary, Nate (PSIR)	RB	6-0	213	22	R	Saginaw Valley State	Muskegon, MI	FA '21
WIDE RECEIVERS (9)									
5	Brown, Marquise	WR	5-9	180	24	3	Oklahoma	Hollywood, FL	D1 '19
10	Moore, Jaylon (PS)	WR	5-11	191	24	1	Tennessee-Martin	Memphis, TN	FA '20
11	Proche II, James	WR	5-11	201	25	2	Southern Methodist	Dallas, TX	D6 '20
12	Bateman, Rashod	WR	6-1	193	22	R	Minnesota	Tifton, GA	D1a '21
13	Duvernay, Devin	WR	5-11	200	24	2	Texas	Sachse, TX	D3b '20
14	Watkins, Sammy	WR	6-1	211	28	8	Clemson	Fort Myers, FL	UFA (KC) '21
16	Wallace, Tylan	WR	5-11	193	22	R	Oklahoma State	Fort Worth, TX	D4 '21
80	Boykin, Miles	WR	6-4	220	25	3	Notre Dame	New Lenox, IL	D3b '19
81	Victor, Binjimen (PS)	WR	6-4	199	25	1	Ohio State	Pompano Beach, FL	FA '21
TIGHT ENDS (5)									
83	Poljan, Tony (PS)	TE	6-7	251	24	R	Virginia	Lansing, MI	FA '21
84	Oliver, Josh	TE	6-5	249	24	3	San Jose State	Paso Robles, CA	TR (Jax.) '21
85	Tomlinson, Eric	TE	6-6	263	29	5	UTEP	Oklahoma City, OK	FA '20
86	Boyle, Nick	TE	6-4	270	28	7	Delaware	Sussex, NJ	D5a '15
89	Andrews, Mark	TE	6-5	256	26	4	Oklahoma	Scottsdale, AZ	D3b '18
OFFENSIVE LINE (15)									
53	Redmond, Adam (PS)	C	6-6	306	28	3	Harvard	Strongsville, OH	FA '21
61	Jones-Smith, Jaryd (PS)	T	6-7	345	26	1	Pittsburgh	Camden, NJ	FA '21
62	Sharpe, David	T	6-6	330	26	5	Florida	Jacksonville, FL	FA '21
63	Colon, Trystan	C/G	6-3	313	23	2	Missouri	Webb City, MO	FA '20
65	Mekari, Patrick	OL	6-4	308	24	3	Cal-Berkeley	Westlake Village, CA	FA '19
66	Cleveland, Ben	G	6-6	357	23	R	Georgia	Toccoa, GA	D3a '21
67	Murray, Jimmy (PS)	C	6-5	305	26	3	Holy Cross	Evanston, IL	FA '21
69	McKenzie, Kahlil (PS)	G/DT	6-3	326	25	2	Tennessee	Green Bay, WI	FA '21
70	Zeitler, Kevin	G	6-4	315	31	9	Wisconsin	Waukesha, WI	FA '21
72	Powers, Ben	G	6-4	310	25	3	Oklahoma	Wichita, KS	D4b '19
74	Phillips, Tyre (IR)	G/T	6-5	330	24	2	Mississippi State	Grenada, MS	D3d '20
76	James, Ja'Wuan (IR)	T	6-6	312	29	7	Tennessee	Atlanta, GA	FA '21
77	Bozeman, Bradley	C	6-5	325	27	4	Alabama	Roanoke, AL	D6c '18
78	Villanueva, Alejandro	T	6-9	320	33	7	Army	Meridian, MS	FA '21
79	Stanley, Ronnie (IR)	T	6-6	315	27	6	Notre Dame	Las Vegas, NV	D1 '16
LINEBACKERS (14)									
3	Fort, L.J. (IR)	ILB	6-0	232	32	7	Northern Iowa	Waynesville, MO	FA '19
6	Queen, Patrick	ILB	6-0	232	22	2	Louisiana State	Ventress, LA	D1 '20
40	Harrison, Malik	ILB	6-3	247	23	2	Ohio State	Columbus, OH	D3c '20
45	Ferguson, Jaylon	OLB	6-5	270	26	3	Louisiana Tech	St. Francisville, LA	D3a '19
49	Board, Chris	ILB	6-2	237	26	4	North Dakota State	Orlando, FL	FA '18
50	Houston, Justin	OLB	6-3	270	33	11	Georgia	Statesboro, GA	FA '21
51	Alaka, Otaro (IR)	ILB	6-3	239	25	3	Texas A&M	Houston, TX	FA '19
54	Bowser, Tyus	OLB	6-3	242	26	5	Houston	Tyler, TX	D2 '17
56	Bynes, Josh	ILB	6-1	235	32	10	Auburn	Lauderdale Lakes, FL	FA '21
57	Welch, Kristian	LB	6-3	240	23	2	Iowa	Iola, WI	FA '20
58	Thomas, Joe (PS)	LB	6-1	233	30	7	South Carolina State	Blackville, S.C.	FA '21
59	Hayes, Daelin (IR)	OLB	6-4	253	23	R	Notre Dame	Belleville, MI	D5b '21
90	McPhee, Pernell	OLB	6-3	269	33	11	Mississippi State	Pahokee, FL	(Was.) '19
99	Oweh, Odafé	OLB	6-5	251	23	R	Penn State	Hackensack, NJ	D1b '21
DEFENSIVE BACKS (21)									
##	Dorsey, Khalil (IR)	CB	5-9	181	23	2	Northern Arizona	Ontario, CA	FA '20
##	Marshall, Iman (IR)	CB	6-1	210	24	3	Southern California	Long Beach, CA	D4c '19
##	Washington, Ar'Darius (IR)	S	5-8	176	22	R	Texas Christian	Shreveport, LA	FA '21
17	Jackson, Robert (PS)	CB	6-2	207	28	3	UNLV	Fort Myers, FL	FA '21
18	Toliver II, Kevin (PS)	CB	6-2	199	26	4	Louisiana State	Jacksonville, FL	FA '21
21	Stephens, Brandon	DB	6-1	213	24	R	Southern Methodist	Plano, TX	D3b '21
22	Smith, Jimmy	CB	6-2	210	33	11	Colorado	Colton, CA	D1 '11
23	Averett, Anthony	CB	5-11	184	27	4	Alabama	Woodbury, NJ	D4a '18
24	Peters, Marcus (IR)	CB	6-0	197	29	7	Washington	Oakland, CA	TR (LAR) '19
25	Young, Tavon	CB	5-9	185	27	6	Temple	Oxon Hill, MD	D4a '16
26	Stone, Geno	S	5-11	207	22	2	Iowa	New Castle, PA	D7 '20
29	Worley, Daryl (PS)	CB	6-1	205	26	6	West Virginia	Philadelphia, Pa.	FA '21
30	Westry, Chris	CB	6-4	197	24	2	Kentucky	Orange Park, FL	FA '21
31	Jefferson II, Tony	S	5-11	211	29	8	Oklahoma	Chula Vista, CA	FA '21
32	Elliott, DeShon (IR)	S	6-1	210	24	4	Texas	Dallas, TX	D6a '18
36	Clark, Chuck	S	6-0	205	26	5	Virginia Tech	Suffolk, VA	D6 '17
38	Seymour, Kevon	DB	6-0	185	28	5	Southern California	Pasadena, CA	FA '21
39	Wilkins, Mazzi (PS)	DB	6-0	191	26	3	South Florida	Tampa, FL	FA '21
41	Levine Sr., Anthony	DB/LB	5-11	207	34	10	Tennessee State	Abbeville, LA	FA '12
44	Humphrey, Marlon (IR)	CB	6-0	197	25	5	Alabama	Hoover, AL	D1 '17
48	Richards, Jordan (PS)	S	5-11	215	29	7	Stanford	Folsom, CA	FA '19
DEFENSIVE LINE (9)									
71	Ellis, Justin	DT	6-2	350	31	8	Louisiana Tech	Neville, LA	FA '19
91	Kelly, Xavier (IR)	DT	6-6	306	24	R	Arkansas	Wichita, KA	FA '21
92	Madubuike, Justin	DT	6-3	300	24	2	Texas A&M	McKinney, TX	D3a '20
93	Campbell, Calais	DT	6-8	300	35	14	Miami (Fla.)	Denver, CO	TR (Jax.) '20
94	Mack, Isaiah (PS)	NT	6-1	299	25	3	Chattanooga	Tunnel Hill, GA	FA '21
95	Wolfe, Derek (IR)	DE	6-5	285	31	10	Cincinnati	East Liverpool, OH	UFA (Den.) '20
96	Washington, Broderick	DT	6-2	305	25	2	Texas Tech	Longview, TX	D5 '20
97	Crawford, Aaron (IR)	DT	6-1	315	24	2	North Carolina	Ashburn, VA	FA '20
98	Williams, Brandon	DT	6-1	336	32	9	Missouri Southern St.	Kirkwood, MO	D3 '13
SPECIALISTS (4)									
##	Verity, Jake (PSIR)	K	6-2	197	24	R	East Carolina	Bremen, GA	FA '21
4	Koch, Sam	P	6-1	222	39	16	Nebraska	Seward, NE	D6a '06
9	Tucker, Justin	K	6-1	183	32	10	Texas	Austin, TX	FA '12
46	Moore, Nick	LS	6-2	248	29	2	Georgia	Snellville, GA	FA '20

DEPTH CHART

Compiled by Ravens PR Staff: Entering Week 18, 2021 Season

OFFENSE

WR	14	Sammy Watkins	<u>12</u>	<u>Rashod Bateman</u>	11	James Proche II	80	Miles Boykin
WR	5	Marquise Brown	13	Devin Duvernay	<u>16</u>	<u>Tylan Wallace</u>		
LT	78	Alejandro Villanueva	65	Patrick Mekari	62	David Sharpe		
LG	72	Ben Powers	66	Ben Cleveland	63	Trystan Colon		
C	77	Bradley Bozeman	63	Trystan Colon	65	Patrick Mekari		
RG	70	Kevin Zeitler	63	Trystan Colon				
RT	65	Patrick Mekari	62	David Sharpe				
TE	89	Mark Andrews	86	Nick Boyle^	85	Eric Tomlinson	84	Josh Oliver
QB	8	Lamar Jackson	2	Tyler Huntley	15	Josh Johnson		
FB	42	Patrick Ricard+						
RB	33	Devonta Freeman	28	Lataavius Murray	34	Ty'Son Williams		

DEFENSE

DT	93	Calais Campbell	96	Broderick Washington				
NT	98	Brandon Williams	71	Justin Ellis				
DE	92	Justin Madubuike	96	Broderick Washington				
RUSH	50	Justin Houston	<u>99</u>	<u>Odafe Oweh</u>	90	Pernell McPhee		
MLB	56	Josh Bynes	49	Chris Board	57	Kristian Welch		
WLB	6	Patrick Queen	57	Kristian Welch	40	Malik Harrison		
SAM	54	Tyus Bowser	45	Jaylon Ferguson	40	Malik Harrison		
CB	23	Anthony Averett	22	Jimmy Smith				
SS	36	Chuck Clark	41	Anthony Levine Sr.	31	Tony Jefferson*		
FS	<u>21</u>	<u>Brandon Stephens</u>	26	Geno Stone				
CB	25	Tavon Young	30	Chris Westry	38	Kevon Seymour		

SPECIAL TEAMS

P	4	Sam Koch						
K	9	Justin Tucker						
H	4	Sam Koch						
LS	46	Nick Moore						
KOR	13	Devin Duvernay	11	James Proche II	<u>16</u>	<u>Tylan Wallace</u>		
PR	13	Devin Duvernay	11	James Proche II	<u>12</u>	<u>Rashod Bateman</u>		

All Rookies Underlined + Placed on IR Prior to Final Game * Signed to 53-Man Roster Prior to Final Game ^ Placed on Reserve Covid-19 Prior to Final Game

PRONUNCIATIONS

PLAYERS: Otaro Alaka (oh-TARE-oh); Anthony Averett (AVE-rett); Calais Campbell (cuh-LAY-us); Khalil Dorsey (kuh-LIL); Devin Duvernay (DOO-ver-nay); Sam Koch (Cook); Anthony Levine Sr. (luh-VEEN); Justin Madubuike (mad-uh-BEE-kay); Patrick Mekari (muh-CARE-ee); Odafe Oweh (uh-DAH-fay, O-way); Tony Poljan (POLE-jan); James Proche (pro-SHAY); Kevon Seymour (KEE-von); Chris Strevler (STREV-uh-ler); Tylan Wallace (TIE-luhn); Ar'Darius Washington (ar-DARE-ee-us); Ty'Son Williams (tie-SAHN); Tavon Young (TAY-von) COACHES: Richard Angulo (an-GOO-low); Joe D'Alessandris (dell-ah-SAN-dress); D'Anton Lynn (DANT-in); Craig Ver Steeg (ver-STEGG); T.J. Weist (WEEST)

COACHING STAFF

John Harbaugh - Head Coach	Tee Martin - Wide Receivers Coach
Chris Horton - Special Teams Coordinator	Jay Peterson - Asst. Linebackers / Quality Control
Don Martindale - Defensive Coordinator	Rob Ryan - Inside Linebackers Coach
Greg Roman - Offensive Coordinator	Steve Saunders - Head Strength & Conditioning Coach
Richard Angulo - Asst. Offensive Line Coach	Travis Switzer - Offensive Quality Control
Jason Brooks - Asst. Defensive Line / Quality Control	James Urban - Quarterbacks Coach
Randy Brown - Special Teams Coach	Craig Ver Steeg - Running Backs Coach
Joe D'Alessandris - Offensive Line Coach	Anthony Weaver - Run Game Coordinator / Defensive Line Coach
Bobby Engram - Tight Ends Coach	T.J. Weist - Special Teams Coach
Chris Hewitt - Pass Game Coordinator / Secondary	Drew Wilkins - Outside Linebackers Coach
D'Anton Lynn - Defensive Backs Coach	Keith Williams - Pass Game Specialist

HOW THE RAVENS ARE BUILT

YEAR	DRAFTEES (35)	FREE AGENTS (33)	TRADES (3)	UDFA (16)
2006	P Sam Koch (6a)			
2011	CB Jimmy Smith (1)			
2012		DB/LB Anthony Levine Sr. (FA '12)		K Justin Tucker (FA '12)
2013	DT Brandon Williams (3)			
2015	TE Nick Boyle (5a)			
2016	T Ronnie Stanley (1) * CB Tavon Young (4a)			
2017	CB Marlon Humphrey (1) * OLB Tyus Bowser (2) S Chuck Clark (6)			FB/DL Patrick Ricard (FA '17) *
2018	QB Lamar Jackson (1b) TE Mark Andrews (3b) CB Anthony Averett (4a) S DeShon Elliott (6a) * C Bradley Bozeman (6c)			ILB Chris Board (FA '18) RB Gus Edwards (FA '18) *
2019	WR Marquise Brown (1) OLB Jaylon Ferguson (3a) WR Miles Boykin (3b) RB Justice Hill (4a) * G Ben Powers (4b) CB Iman Marshall (4c) *	DT Justin Ellis (FA '19) OLB Pernell McPhee (Was. '19) S Jordan Richards (FA '19) ^	CB Marcus Peters (TR LAR '19) *	ILB Otaru Alaka (FA '19) * OL Patrick Mekari (FA '19)
2020	ILB Patrick Queen (1) RB J.K. Dobbins (2) * DT Justin Madubuike (3a) WR Devin Duvernay (3b) ILB Malik Harrison (3c) G/T Tyre Phillips (3d) * DT Broderick Washington (5) WR James Proche II (6) S Geno Stone (7)	LS Nick Moore (FA '20) TE Eric Tomlinson (FA '20) DE Derek Wolfe (UFA Den. '20) *	DT Calais Campbell (TR Jax. '20)	C/G Trystan Colon (FA '20) DT Aaron Crawford (FA '20) * CB Khalil Dorsey (FA '20) * QB Tyler Huntley (FA '20) WR Jaylon Moore (FA '20) ^ LB Kristian Welch (FA '20) RB Ty'Son Williams (FA '20)
2021	WR Rashod Bateman (1a) OLB Odafe Oweh (1b) G Ben Cleveland (3a) DB Brandon Stephens (3b) WR Tylan Wallace (4) OLB Daelin Hayes (5b) *	ILB Josh Bynes (FA '21) ILB L.J. Fort (FA '19) * RB Devonta Freeman (FA '21) OLB Justin Houston (FA '21) CB Robert Jackson (FA '21) ^ T Ja'Wuan James (FA '21) * S Tony Jefferson II (FA '21) QB Josh Johnson (FA '21) T Jaryd Jones-Smith (FA '21) ^ RB Nate McCrary (FA '21) Σ G/DT Kahlil McKenzie (FA '21) ^ C Jimmy Murray (FA '21) ^ RB Latavius Murray (FA '21) RB Jacques Patrick (FA '21) ^ C Adam Redmond (FA '21) ^ DB Kevon Seymour (FA '21) T David Sharpe (FA '21) QB Chris Streveler (FA '21) ^ LB Joe Thomas (FA '21) ^ WR Binjimen Victor (FA '21) ^ T Alejandro Villanueva (FA '21) WR Sammy Watkins (UFA KC '21) CB Chris Westry (FA '21) DB Mazzi Wilkins (FA '21) ^ CB Daryl Worley (FA '21) ^ G Kevin Zeitler (FA '21)	TE Josh Oliver (TR Jax. '21)	DT Xavier Kelly (FA '21) * TE Tony Poljan (FA '21) ^ S Ar'Darius Washington (FA '21) *

Key: *Injured Reserve, ^Practice Squad, RFA = Rookie Free Agent, RSFA = Restricted Free Agent, TR = Trade, UFA = Unrestricted Free Agent, Σ = Practice Squad IR, / = Practice Squad/COVID-19, V = Reserve/COVID-19, # = Exempt/COVID-19

PARTICIPATION CHART

PLAYERS	@ LV	KC	@ DET	@ DEN	IND	LAC	CIN	MIN	@ MIA	@ CHI	CLE	@ PIT	@ CLE	GB	@ CIN	LAR	PIT	GP	GS	DNP	IN
Otaro Alaka	IR	IR	IR	IR	IR	IR	IR	IR	IR	IR	IR	IR	IR	IR	IR	IR	IR	0	0	0	0
Mark Andrews	TE	P	TE	TE	TE	P	TE	P	P	P	P	TE	TE	P	TE	P	TE	17	9	0	0
Anthony Averett	CB	CB	CB	CB	CB	CB	CB	CB	CB	N	CB	CB	CB	CB	CB	N	N	14	14	0	3
Kenji Bahar	NOR	NOR	NOR	NOR	NOR	NOR	NOR	NOR	NOR	NOR	PS	NOR	NOR	NOR	X	NOR	NOR	0	0	1	0
Rashod Bateman	IR	IR	IR	IR	IR	P	P	WR	P	P	WR	P	P	P	WR	WR	P	12	4	0	0
Le'Veon Bell	PS	PS	PS	P	PS	P	P	P	P	NOR	NOR	NOR	NOR	NOR	NOR	NOR	NOR	5	0	0	0
Chris Board	P	P	P	P	P	P	P	P	P	P	P	P	P	P	R/C19	P	P	16	0	0	0
Tyus Bowser	SAM	SAM	SAM	SAM	SAM	SAM	SAM	SAM	SAM	SAM	SAM	SAM	SAM	SAM	SAM	SAM	SAM	17	17	0	0
Miles Boykin	IR	IR	IR	IR	P	P	P	P	P	N	N	N	N	P	P	N	P	8	0	0	5
Nick Boyle	IR	IR	IR	IR	IR	IR	IR	IR	N	TE	P	N	N	TE	P	TE	R/C19	5	3	0	3
Bradley Bozeman	C	C	C	C	C	C	C	C	C	C	C	C	C	C	C	X	C	16	16	1	0
Marquise Brown	WR	WR	WR	WR	WR	WR	WR	WR	WR	N	WR	WR	WR	WR	WR	WR	WR	16	16	0	1
Josh Bynes	PS	PS	P	P	N	MLB	MLB	MLB	MLB	MLB	MLB	MLB	MLB	MLB	MLB	MLB	MLB	14	12	0	1
Deon Cain	IR	NOR	NOR	NOR	NOR	NOR	NOR	NOR	NOR	NOR	NOR	NOR	NOR	NOR	NOR	NOR	NOR	0	0	0	0
Calais Campbell	DE	DE	DE	DE	DE	DE	DE	DE	DE	DE	N	DT	DT	N	P	DT	DT	15	14	0	2
Trenton Cannon	P	NOR	NOR	NOR	NOR	NOR	NOR	NOR	NOR	NOR	NOR	NOR	NOR	NOR	NOR	NOR	NOR	1	0	0	0
James Carpenter	NOR	NOR	NOR	NOR	NOR	NOR	PS	PS	P	NOR	NOR	NOR	NOR	NOR	NOR	NOR	NOR	1	0	0	0
Chuck Clark	SS	SS	SS	SS	SS	SS	SS	SS	SS	SS	SS	SS	SS	R/C19	SS	SS	SS	16	16	0	0
Ben Cleveland	N	P	P	P	P	IR	IR	IR	IR	P	P	P	P	LG	LG	LG	LG	12	4	0	1
Trystan Colon	X	P	P	P	P	P	P	P	X	X	P	X	P	R/C19	P	C	P	12	1	4	0
Blake Countess	NOR	NOR	NOR	NOR	NOR	NOR	NOR	NOR	NOR	NOR	NOR	PS	PS	PS	PS	NOR	NOR	0	0	0	0
Aaron Crawford	IR	IR	IR	IR	IR	IR	IR	IR	IR	IR	IR	IR	IR	IR	IR	IR	IR	0	0	0	0
J.K. Dobbins	IR	IR	IR	IR	IR	IR	IR	IR	IR	IR	IR	IR	IR	IR	IR	IR	IR	0	0	0	0
Khalil Dorsey	IR	IR	IR	IR	IR	IR	IR	IR	IR	IR	IR	IR	IR	IR	IR	IR	IR	0	0	0	0
Devin Duvernay	WR	WR	P	P	WR	WR	P	P	P	WR	WR	P	P	WR	N	P	P	16	7	0	1
Adrian Ealy	PS	PS	PS	PS	PS	PS	PS	PS	PS	PS	NOR	NOR	NOR	NOR	PS	NOR	NOR	0	0	0	0
Gus Edwards	IR	IR	IR	IR	IR	IR	IR	IR	IR	IR	IR	IR	IR	IR	IR	R/C19	R/C19	0	0	0	0
DeShon Elliott	FS	FS	FS	N	N	FS	FS	FS	IR	IR	IR	IR	IR	IR	IR	IR	IR	6	6	0	2
Justin Ellis	P	P	NT	P	P	P	P	NT	NT	NT	DT	P	P	P	P	P	P	17	5	0	0
Jaylon Ferguson	P	P	R/C19	R/C19	R/C19	GXGD	N	P	N	P	P	N	P	P	P	P	P	10	0	0	4
L.J. Fort	IR	IR	IR	IR	IR	IR	IR	IR	IR	IR	IR	IR	IR	IR	IR	IR	IR	0	0	0	0
Devonta Freeman	PS	P	P	P	P	P	RB	RB	RB	RB	P	RB	RB	P	RB	P	RB	16	8	0	0
Devin Gray	PS	PS	PS	NOR	NOR	NOR	NOR	NOR	NOR	NOR	NOR	NOR	NOR	NOR	NOR	NOR	NOR	0	0	0	0
Malik Harrison	WLB	WLB	WLB	WLB	WLB	P	P	R/NFIN	R/NFIN	IR	P	P	P	P	P	P	P	14	5	0	0
Daelin Hayes	N	N	P	IR	IR	IR	IR	IR	IR	IR	IR	IR	IR	IR	N	IR	IR	1	0	0	3
Justice Hill	IR	IR	IR	IR	IR	IR	IR	IR	IR	IR	IR	IR	IR	IR	IR	R/C19	IR	0	0	0	0
Justin Houston	RUSH	RUSH	R/C19	RUSH	RUSH	RUSH	RUSH	RUSH	RUSH	RUSH	RUSH	RUSH	RUSH	RUSH	R/C19	RUSH	RUSH	15	15	0	0
Marlon Humphrey	CB	CB	CB	CB	CB	CB	CB	CB	CB	CB	CB	CB	CB	IR	IR	IR	IR	12	12	0	0
Tyler Huntley	X	X	X	X	X	P	P	X	X	QB	X	X	P	QB	R/C19	QB	QB	7	4	9	0
Lamar Jackson	QB	QB	QB	QB	QB	QB	QB	QB	QB	N	QB	QB	QB	N	N	N	N	12	12	0	5
Robert Jackson	NOR	NOR	NOR	NOR	NOR	NOR	NOR	NOR	NOR	NOR	NOR	P	P	P	P	P	PS	5	0	0	0
Ja'Wuan James	R/NFIN	R/NFIN	R/NFIN	R/NFIN	R/NFIN	R/NFIN	R/NFIN	R/NFIN	R/NFIN	R/NFIN	R/NFIN	R/NFIN	R/NFIN	IR	IR	IR	IR	0	0	0	0
Tony Jefferson II	NOR	NOR	NOR	NOR	NOR	NOR	NOR	NOR	NOR	NOR	NOR	NOR	NOR	P	P	P	P	4	0	0	0
Josh Johnson	NOR	NOR	NOR	NOR	NOR	NOR	NOR	NOR	NOR	NOR	NOR	NOR	NOR	X	QB	X	X	1	1	3	0
Jaryd Jones-Smith	NOR	NOR	PS	PS	PS	PS	PS	PS	PS	NOR	PS	PS	PS	P	P	P	P	4	0	0	0
Xavier Kelly	IR	IR	IR	IR	IR	IR	IR	IR	IR	IR	IR	IR	IR	IR	IR	IR	IR	0	0	0	0
Brandon Knight	NOR	NOR	NOR	NOR	NOR	NOR	Active	NOR	NOR	NOR	NOR	NOR	NOR	NOR	NOR	NOR	NOR	0	0	0	0
Sam Koch	P	P	P	P	P	P	P	P	P	P	P	P	P	P	P	P	P	17	0	0	0
Anthony Levine Sr.	P	P	P	P	P	P	P	P	P	P	P	P	P	LB	P	P	P	17	1	0	0
Isaiah Mack	NOR	NOR	NOR	NOR	NOR	NOR	NOR	NOR	NOR	PS	P	PS	PS	PS	P	PS	N	2	0	0	1
Justin Madubuike	DT	P	R/C19	DT	DT	DT	P	DT	P	DT	DE	DE	DE	DE	R/C19	P	DE	15	11	0	0
Iman Marshall	IR	IR	IR	IR	IR	IR	IR	IR	IR	IR	IR	IR	IR	IR	IR	IR	IR	0	0	0	0
Nate McCrary	NOR	NOR	NOR	PS	PS	PS	PS	PS	PS	PS	PS	PS	P	PS	PS/C19	PS	PSIR	1	0	0	0
Kahlil McKenzie	PS	PS	P	PS	PS	PS	PS	P	P	P	PS	PS	PS	PS	P	PS	PS	5	0	0	0
Pernell McPhee	P	P	P	P	P	P	P	P	P	IR	IR	IR	IR	IR	R/C19	N	P	10	0	0	1
Trace McSorley	PS	PS	PS	PS	PS	PS	PS	PS	PS	X	NOR	NOR	NOR	NOR	NOR	NOR	NOR	0	0	1	0
Patrick Mekari	P	RT	RT	RT	RT	RT	RT	N	N	RT	RT	RT	N	N	RT	RT	RT	13	12	0	4
Jaylon Moore	PS	PS	PS	PS	PS	PS	PS	PS	PS	PS	PS	PS	PS	PS/C19	PS/C19	PS	PS	0	0	0	0
Nick Moore	P	P	P	P	P	P	P	P	P	P	P	P	P	P	P	P	P	17	0	0	0
Jimmy Murray	NOR	NOR	NOR	NOR	NOR	NOR	NOR	NOR	NOR	NOR	NOR	NOR	NOR	NOR	NOR	PS	PS	0	0	0	0
Latavius Murray	P	P	P	RB	RB	RB	N	N	N	P	RB	P	P	RB	P	RB	P	14	6	0	3
Cedric Ogbuehi	NOR	NOR	NOR	NOR	NOR	NOR	NOR	P	P	N	N	NOR	NOR	NOR	NOR	NOR	NOR	2	0	0	2
Josh Oliver	P	P	P	P	P	P	P	P	P	P	N	P	P	P	R/C19	R/C19	TE	14	1	0	1

PARTICIPATION CHART

Odafe Oweh	P	P	RUSH	P	P	P	P	P	P	P	P	P	P	P	P	RUSH	N	N	15	2	0	2
Jacques Patrick	NOR	NOR	NOR	NOR	NOR	NOR	NOR	NOR	NOR	NOR	NOR	NOR	NOR	NOR	NOR	NOR	NOR	PS	0	0	0	0
Marcus Peters	IR	IR	IR	IR	IR	IR	IR	IR	IR	IR	IR	IR	IR	IR	IR	IR	IR	IR	0	0	0	0
Tyre Phillips	LT	IR	IR	IR	IR	P	P	RT	RT	P	P	P	RT	RT	N	IR	IR	10	5	0	1	
Tony Poljan	PS	PS	PS	PS	PS	PS	PS	PS	PS	PS	PS	PS	PS	PS	P	PS	N	1	0	0	1	
Ben Powers	P	LG	LG	LG	LG	LG	LG	LG	LG	LG	LG	LG	LG	N	N	N	N	13	12	0	4	
James Proche II	P	P	P	P	P	P	P	P	N	P	P	P	P	P	P	N	N	14	0	0	3	
Patrick Queen	MLB	MLB	MLB	MLB	MLB	WLB	WLB	WLB	WLB	WLB	WLB	WLB	WLB	WLB	WLB	WLB	WLB	17	17	0	0	
Adam Redmond	NOR	NOR	NOR	NOR	NOR	NOR	PS	PS	PS	PS	PS	PS	PS	PS	X	PS	PS	PS	0	0	1	0
Patrick Ricard	P	FB	FB	FB	P	FB	FB	FB	FB	FB	FB	FB	N	N	N	FB	R/C19	13	11	0	3	
Jordan Richards	NOR	NOR	NOR	PS	P	PS	PS	PS	PS	PS	PS	PS	PS	PS	P	PS	PS	2	0	0	0	
Foster Sarell	NOTT	PS	NOR	NOR	NOR	NOR	NOR	NOR	NOR	NOR	NOR	NOR	NOR	NOR	NOR	NOR	NOR	0	0	0	0	
Kevon Seymour	NOTT	P	P	P	PS	PS	PS	PS	PS	PS	P	R/C19	P	P	CB	CB	P	9	2	0	0	
David Sharpe	NOR	NOR	PS	PS	PS	PS	P	PS	PS	PS	PS	PS	P	P	PS/C19	P	P	5	0	0	0	
Andre Smith	NOR	P	P	P	P	P	PS	NOR	NOR	NOR	NOR	NOR	NOR	NOR	NOR	NOR	NOR	5	0	0	0	
Chris Smith	PS	PS	PS	PS	PS	PS	NOR	NOR	NOR	NOR	NOR	NOR	NOR	NOR	NOR	NOR	NOR	0	0	0	0	
Jimmy Smith	N	N	P	P	P	P	P	P	P	N	N	P	N	NOR	R/C19	CB	CB	10	2	0	5	
Ronnie Stanley	LT	N	N	N	N	N	IR	IR	IR	IR	IR	IR	IR	IR	IR	IR	IR	1	1	0	5	
Brandon Stephens	P	P	P	FS	FS	P	P	P	FS	FS	FS	FS	FS	FS	FS	FS	FS	17	11	0	0	
Linden Stephens	NOR	NOR	PS	PS	NOR	NOR	NOR	NOR	NOR	NOR	NOR	PS	NOR	NOR	NOR	NOR	PS	0	0	0	0	
Geno Stone	P	P	P	P	N	P	P	P	P	P	P	P	P	SS	R/C19	P	P	15	1	0	1	
Chris Streveler	NOR	NOR	NOR	NOR	NOR	NOR	NOR	NOR	NOR	NOR	NOR	PS	PS	PS	PS/C19	PS	PS	0	0	0	0	
Joe Thomas	NOR	NOR	NOR	NOR	NOR	NOR	PS	PS	PS	P	PS	PS	PS	PS	P	PS	PS	2	0	0	0	
Kevin Toliver II	NOR	NOR	NOR	NOR	NOR	NOR	NOR	NOR	NOR	NOR	PS	PS	PS	PS	PS/C19	PS/C19	PS	0	0	0	0	
Eric Tomlinson	P	P	P	P	P	TE	TE	TE	TE	P	P	P	P	TE	P	P	TE	17	6	0	0	
Johnny Townsend	PS	PS	NOR	NOR	NOR	NOR	NOR	NOR	NOR	NOR	NOR	NOR	NOR	NOR	NOR	NOR	NOR	0	0	0	0	
Justin Tucker	P	P	P	P	P	P	P	P	P	P	P	P	P	P	P	P	P	17	0	0	0	
Jake Verity	PS	PS	PS	PS	PS	PS	PS	PS	PS	PS	PS	PSIR	PSIR	PSIR	PSIR	PSIR	PSIR	0	0	0	0	
Binjimen Victor	PS	PS	PS	PS	PS	PS	PS	PS	PS	PS	PS	PS	PS	PS/C19	PS	PS	PS	0	0	0	0	
Alejandro Villanueva	RT	LT	LT	LT	LT	LT	LT	LT	LT	LT	LT	LT	LT	LT	LT	LT	LT	17	17	0	0	
Barrington Wade	NOR	NOR	NOR	PS	NOR	NOR	NOR	NOR	NOR	NOR	NOR	NOR	NOR	NOR	NOR	NOR	NOR	0	0	0	0	
Tylan Wallace	P	P	P	P	P	P	P	P	P	P	P	P	P	P	WR	P	P	17	1	0	0	
Ar'Darius Washington	N	P	N	N	P	N	N	N	N	P	IR	IR	IR	IR	IR	R/C19	IR	3	0	0	7	
Broderick Washington	P	N	DE	P	P	N	N	P	P	P	P	P	P	P	DT	P	P	14	2	0	3	
Sammy Watkins	WR	WR	WR	WR	WR	N	N	N	WR	WR	P	WR	WR	R/C19	P	P	P	13	9	0	3	
Kristian Welch	P	P	P	P	P	P	P	P	P	P	P	P	P	P	R/C19	P	P	16	0	0	0	
Chris Westry	P	IR	IR	IR	IR	IR	IR	IR	P	CB	N	N	P	R/C19	R/C19	P	P	6	1	0	2	
Mazzi Wilkins	NOR	NOR	NOR	NOR	PS	PS	PS	PS	PS	PS	PS	PS	PS	P	PS	PS/C19	PS/C19	1	0	0	0	
Brandon Williams	NT	NT	R/C19	NT	NT	NT	NT	N	N	N	NT	NT	NT	NT	NT	NT	NT	13	13	0	3	
Ty'Son Williams	RB	RB	RB	N	P	N	P	P	P	P	P	N	P	P	X	P	P	13	3	1	3	
Derek Wolfe	N	N	N	IR	IR	IR	IR	IR	IR	IR	IR	IR	IR	IR	IR	IR	IR	0	0	0	3	
Daryl Worley	NOR	NOR	NOR	NOR	NOR	NOR	NOR	NOR	NOR	NOR	NOR	NOR	NOR	NOR	P	PS	PS	1	0	0	0	
Tavon Young	P	DB	P	P	P	P	CB	P	CB	P	P	P	P	P	CB	CB	CB	17	7	0	0	
Kevin Zeitler	RG	RG	RG	RG	RG	RG	RG	RG	RG	RG	RG	RG	RG	RG	RG	RG	RG	17	17	0	0	

LEGEND:
 Bold=Starters, N=On Inactive List, P=Player was a substitution, X=Did Not Play (Non-injury), GXGD=Game Inactive, IR=Injured Reserve, R/C19=Reserve/COVID-19, NOTT=Not on any Team, PS=Practice Squad, NOR=Not on Roster, IR=Injured Reserve - Designated For Return, PS/C19=Practice Squad/COVID-19, PSIR=Practice Squad/Injured Reserve, R/NFIN=Reserve/NFIN

GAME-BY-GAME STARTERS

OFFENSE												
DATE	OPPONENT	WR	LT	LG	C	LG	RT	TE	QB	FB	RB	WR
9/13	at Las Vegas	Sammy Watkins/ Marquise Brown	Ronnie Stanley	Tyre Phillips	Bradley Bozeman	Kevin Zeitler	Alejandro Villanueva	Mark Andrews	Lamar Jackson	--	Ty'Son Williams	Devin Duvernay
9/19	Kansas City	Sammy Watkins/ Marquise Brown	Alejandro Villanueva	Ben Powers	Bradley Bozeman	Kevin Zeitler	Patrick Mekari	--	Lamar Jackson	Patrick Ricard	Ty'Son Williams	Devin Duvernay
9/26	at Detroit	Sammy Watkins	Alejandro Villanueva	Ben Powers	Bradley Bozeman	Kevin Zeitler	Patrick Mekari	Mark Andrews	Lamar Jackson	Patrick Ricard	Ty'Son Williams	Marquise Brown
10/3	at Denver	Sammy Watkins	Alejandro Villanueva	Ben Powers	Bradley Bozeman	Kevin Zeitler	Patrick Mekari	Mark Andrews	Lamar Jackson	Patrick Ricard	Latavius Murray	Marquise Brown
10/11	Indianapolis	Sammy Watkins/ Marquise Brown	Alejandro Villanueva	Ben Powers	Bradley Bozeman	Kevin Zeitler	Patrick Mekari	Mark Andrews	Lamar Jackson	--	Latavius Murray	Devin Duvernay
10/17	L.A. Chargers	Marquise Brown	Alejandro Villanueva	Ben Powers	Bradley Bozeman	Kevin Zeitler	Patrick Mekari	Eric Tomlinson	Lamar Jackson	Patrick Ricard	Latavius Murray	Devin Duvernay
10/24	Cincinnati	Marquise Brown	Alejandro Villanueva	Ben Powers	Bradley Bozeman	Kevin Zeitler	Patrick Mekari	Mark Andrews/ Eric Tomlinson	Lamar Jackson	Patrick Ricard	Devonta Freeman	--
11/7	Minnesota	Marquise Brown	Alejandro Villanueva	Ben Powers	Bradley Bozeman	Kevin Zeitler	Tyre Phillips	Eric Tomlinson	Lamar Jackson	Patrick Ricard	Devonta Freeman	Rashod Bateman
11/11	at Miami	Marquise Brown	Alejandro Villanueva	Ben Powers	Bradley Bozeman	Kevin Zeitler	Tyre Phillips	Eric Tomlinson	Lamar Jackson	Patrick Ricard	Devonta Freeman	Sammy Watkins
11/21	at Chicago	Sammy Watkins	Alejandro Villanueva	Ben Powers	Bradley Bozeman	Kevin Zeitler	Patrick Mekari	Nick Boyle	Tyler Huntley	Patrick Ricard	Devonta Freeman	Devin Duvernay
11/28	Cleveland	Marquise Brown/ Rashod Bateman	Alejandro Villanueva	Ben Powers	Bradley Bozeman	Kevin Zeitler	Patrick Mekari	--	Lamar Jackson	Patrick Ricard	Latavius Murray	Devin Duvernay
12/5	at Pittsburgh	Marquise Brown	Alejandro Villanueva	Ben Powers	Bradley Bozeman	Kevin Zeitler	Patrick Mekari	Mark Andrews	Lamar Jackson	Patrick Ricard	Devonta Freeman	Sammy Watkins
12/12	at Cleveland	Marquise Brown	Alejandro Villanueva	Ben Powers	Bradley Bozeman	Kevin Zeitler	Tyre Phillips	Mark Andrews/ Eric Tomlinson	Lamar Jackson	--	Devonta Freeman	Sammy Watkins
12/19	Green Bay	Marquise Brown	Alejandro Villanueva	<u>Ben Cleveland</u>	Bradley Bozeman	Kevin Zeitler	Tyre Phillips	Nick Boyle/ Eric Tomlinson	Tyler Huntley	--	Latavius Murray	Devin Duvernay
12/26	at Cincinnati	Marquise Brown/ Rashod Bateman	Alejandro Villanueva	<u>Ben Cleveland</u>	Bradley Bozeman	Kevin Zeitler	Patrick Mekari	Mark Andrews	Josh Johnson	--	Devonta Freeman	Tylan Wallace
1/2	L.A. Rams	Marquise Brown	Alejandro Villanueva	<u>Ben Cleveland</u>	Trystan Colon	Kevin Zeitler	Patrick Mekari	Nick Boyle	Tyler Huntley	Patrick Ricard	Latavius Murray	Rashod Bateman
1/9	Pittsburgh	Marquise Brown	Alejandro Villanueva	<u>Ben Cleveland</u>	Bradley Bozeman	Kevin Zeitler	Patrick Mekari	Eric Tomlinson/ Mark Andrews/ Josh Oliver	Tyler Huntley	--	Devonta Freeman	--

DEFENSE													
DATE	OPPONENT	DT	NT	DE	RUSH	MLB	WLB	SAM	SS	FS	CB	CB	DB
9/13	at Las Vegas	Justin Madubiuke	Brandon Williams	Calais Campbell	Justin Houston	Patrick Queen	Malik Harrison	Tyus Bowser	Chuck Clark	DeShon Elliott	Marlon Humphrey	Anthony Averett	--
9/19	Kansas City	--	Brandon Williams	Calais Campbell	Justin Houston	Patrick Queen	Malik Harrison	Tyus Bowser	Chuck Clark	DeShon Elliott	Marlon Humphrey	Anthony Averett	Tavon Young
9/26	at Detroit	Broderick Washington	Justin Ellis	Calais Campbell	<u>Odafe Oweh</u>	Patrick Queen	Malik Harrison	Tyus Bowser	Chuck Clark	DeShon Elliott	Marlon Humphrey	Anthony Averett	--
10/3	at Denver	Justin Madubiuke	Brandon Williams	Calais Campbell	Justin Houston	Patrick Queen	Malik Harrison	Tyus Bowser	Chuck Clark	<u>Brandon Stephens</u>	Marlon Humphrey	Anthony Averett	--
10/11	Indianapolis	Justin Madubiuke	Brandon Williams	Calais Campbell	Justin Houston	Patrick Queen	Malik Harrison	Tyus Bowser	Chuck Clark	<u>Brandon Stephens</u>	Marlon Humphrey	Anthony Averett	--
10/17	L.A. Chargers	Justin Madubiuke	Brandon Williams	Calais Campbell	Justin Houston	Josh Bynes	Patrick Queen	Tyus Bowser	Chuck Clark	DeShon Elliott	Marlon Humphrey	Anthony Averett	--
10/24	Cincinnati	--	Brandon Williams	Calais Campbell	Justin Houston	Josh Bynes	Patrick Queen	Tyus Bowser	Chuck Clark	DeShon Elliott	Marlon Humphrey	Anthony Averett	Tavon Young
11/7	Minnesota	Justin Madubiuke	Justin Ellis	Calais Campbell	Justin Houston	Josh Bynes	Patrick Queen	Tyus Bowser	Chuck Clark	DeShon Elliott	Marlon Humphrey	Anthony Averett	--
11/11	at Miami	--	Justin Ellis	Calais Campbell	Justin Houston	Josh Bynes	Patrick Queen	Tyus Bowser	Chuck Clark	<u>Brandon Stephens</u>	Marlon Humphrey	Anthony Averett	Tavon Young
11/21	at Chicago	Justin Madubiuke	Justin Ellis	Calais Campbell	Justin Houston	Josh Bynes	Patrick Queen	Tyus Bowser	Chuck Clark	<u>Brandon Stephens</u>	Marlon Humphrey	Chris Westry	--
11/28	Cleveland	Justin Ellis	Brandon Williams	Justin Madubiuke	Justin Houston	Josh Bynes	Patrick Queen	Tyus Bowser	Chuck Clark	<u>Brandon Stephens</u>	Marlon Humphrey	Anthony Averett	--
12/5	at Pittsburgh	Calais Campbell	Brandon Williams	Justin Madubiuke	Justin Houston	Josh Bynes	Patrick Queen	Tyus Bowser	Chuck Clark	<u>Brandon Stephens</u>	Marlon Humphrey	Anthony Averett	--
12/12	at Cleveland	Calais Campbell	Brandon Williams	Justin Madubiuke	Justin Houston	Josh Bynes	Patrick Queen	Tyus Bowser	Chuck Clark	<u>Brandon Stephens</u>	Chris Westry	Anthony Averett	--
12/19	Green Bay	--	Brandon Williams	Justin Madubiuke	Justin Houston	Josh Bynes	Patrick Queen	Tyus Bowser	Geno Stone	<u>Brandon Stephens</u>	Tavon Young	Anthony Averett	Anthony Levine Sr.
12/26	at Cincinnati	Broderick Washington	Brandon Williams	--	<u>Odafe Oweh</u>	Josh Bynes	Patrick Queen	Tyus Bowser	Chuck Clark	<u>Brandon Stephens</u>	Tavon Young	Anthony Averett	Kevon Seymour
1/2	L.A. Rams	Calais Campbell	Brandon Williams	--	Justin Houston	Josh Bynes	Patrick Queen	Tyus Bowser	Chuck Clark	<u>Brandon Stephens</u>	Tavon Young	Jimmy Smith	Kevon Seymour
1/9	Pittsburgh	Calais Campbell	Brandon Williams	Justin Madubiuke	Justin Houston	Josh Bynes	Patrick Queen	Tyus Bowser	Chuck Clark	<u>Brandon Stephens</u>	Tavon Young	Jimmy Smith	--

Rookies underlined.

2021 TRANSACTIONS

DATE	POS.	PLAYER	TRANSACTION
1/1	CB	Terrell Bonds	Waived
1/2	DB	Nate Brooks	Activated from practice squad
1/2	QB	Tyler Huntley	Activated from practice squad
1/4	CB	Terrell Bonds	Signed to practice squad
1/4	DB	Nate Brooks	Terminated from practice squad
1/5	LB	James Crawford	Terminated from practice squad
1/5	TE	Sean Culklin	Restored to practice squad from Practice Squad Injured Reserve
1/9	G	Ben Bredeson	Placed on Injured Reserve
1/9	QB	Tyler Huntley	Activated from practice squad
1/9	P	Sam Koch	Activated off Reserve/COVID-19
1/9	G/T	R.J. Prince	Activated from practice squad
1/12	G	Parker Ehinger	Placed on Practice Squad Injured Reserve
1/12	CB	Davontae Harris	Placed on Injured Reserve/Designated for Return
1/12	DT	Braxton Hoyett	Terminated from practice squad
1/12	C	Greg Mancz	Signed to practice squad
1/12	T	Jordan Mills	Signed to practice squad
1/15	DB	Pierre Desir	Activated from practice squad
1/15	QB	Tyler Huntley	Activated from practice squad
1/18	OLB	Aaron Adeoye	Signed to Reserve/Future contract
1/18	DT	Aaron Crawford	Signed to Reserve/Future contract
1/18	QB	Robert Griffin III	Waived
1/18	CB	Davontae Harris	Waived
1/18	CB	Davontae Harris	Waived
1/18	DT	Braxton Hoyett	Signed to Reserve/Future contract
1/18	QB	Tyler Huntley	Signed to Reserve/Future contract
1/18	WR	Jaylon Moore	Signed to Reserve/Future contract
1/18	LS	Nick Moore	Signed to Reserve/Future contract
1/18	DE	Chauncey Rivers	Signed to Reserve/Future contract
1/18	WR/RS	De'Anthony Thomas	Waived
1/18	WR	Binjimen Victor	Signed to Reserve/Future contract
1/18	S	Nigel Warrior	Signed to Reserve/Future contract
1/18	DB	Chris Westry	Signed to Reserve/Future contract
1/18	CB	Tramon Williams	Waived
1/18	RB	Ty'Son Williams	Signed to Reserve/Future contract
1/18	TE	Eli Wolf	Signed to Reserve/Future contract
1/19	RB	Mark Ingram II	Waived
1/29	CB	Khalil Dorsey	Re-signed to Reserve/Future contract
1/29	C	Greg Mancz	Re-signed to Reserve/Future contract
2/8	CB	Davontae Harris	Signed to Reserve/Future contract
2/10	TE	Eric Tomlinson	Signed to Reserve/Future contract
3/16	ILB	Chris Board	Signed to a one-year contract extension
3/16	OLB	Pernell McPhee	Signed to a one-year contract extension
3/17	LS	Brian Khoury	Signed
3/17	DE	Derek Wolfe	Signed to a three-year contract extension
3/18	TE	Josh Oliver	Acquired from the Jacksonville Jaguars in exchange for a 2022 undisclosed draft choice
3/18	G	Kevin Zeitler	Signed
3/19	OLB	Tyus Bowser	Signed to a four-year contract extension
3/23	S	Geno Stone	Signed
4/1	ILB	L.J. Fort	Signed to a one-year contract extension
4/2	WR	Sammy Watkins	Signed
4/9	DB/LB	Anthony Levine Sr.	Signed to a one-year contract extension
4/17	C/G	Trystan Colon	Re-signed exclusive rights free agent
4/17	LB	Kristian Welch	Re-signed exclusive rights free agent
4/23	T	Orlando Brown Jr.	Traded to the Kansas City Chiefs
5/4	T	Alejandro Villanueva	Signed
5/12	WR	Rashod Bateman	Signed 2021 draft choice
5/12	OLB	Daelin Hayes	Signed 2021 draft choice
5/12	TE	Ben Mason	Signed 2021 draft choice
5/12	DB	Shaun Wade	Signed 2021 draft choice
5/13	T	Adrian Ealy	Signed undrafted rookie free agent
5/13	DT	Xavier Kelly	Signed 2021 draft choice
5/13	RB	Nate McCrary	Signed undrafted rookie free agent
5/13	TE	Tony Poljan	Signed undrafted rookie free agent
5/13	T	Foster Sarell	Signed undrafted rookie free agent
5/13	WR	Donte Syleneux	Signed undrafted rookie free agent
5/13	LB	Barrington Wade	Signed undrafted rookie free agent
5/13	DB	Ar'Darius Washington	Signed undrafted rookie free agent
5/18	LS	Brian Khoury	Waived
5/18	K	Jake Verity	Signed undrafted rookie free agent
6/1	DT	Xavier Kelly	Waived (injured), who reverted to Injured Reserve
6/1	DT	Jovan Swann	Signed undrafted rookie free agent
6/1	WR	Donte Syleneux	Waived (injured), who reverted to Injured Reserve
6/2	DT	Braxton Hoyett	Waived
6/3	WR	Devin Gray	Signed
6/4	QB	Kenji Bahar	Waived
6/8	RB	Gus Edwards	Re-signed restricted free agent to a two-year extension (through 2023)
6/8	G	Michael Schofield	Signed
6/10	T	Ja'Wuan James	Signed
6/11	OLB	Odaf Oweh	Signed 2021 draft choice
6/19	WR	Donte Syleneux	Waived (injury settlement)
7/20	G	Ben Cleveland	Signed 2021 draft choice
7/21	CB	Brandon Stephens	Signed 2021 draft choice
7/27	OLB	Chris Smith	Signed
7/28	QB	Kenji Bahar	Signed
7/28	RB	Gus Edwards	Placed on Reserve/COVID-19
7/28	QB	Lamar Jackson	Placed on Reserve/COVID-19
8/2	OLB	Justin Houston	Signed
8/3	WR	Michael Dereus	Signed
8/3	OLB	Chauncey Rivers	Waived
8/6	QB	Kenji Bahar	Waived

8/6	RB	Gus Edwards	Activated off Reserve/COVID-19
8/6	QB	Lamar Jackson	Activated off Reserve/COVID-19
8/6	ILB	Barrington Wade	Waived
8/9	TE	Jake Breland	Waived
8/9	WR	Siaosi Mariner	Signed
8/16	OLB	Aaron Adeoye	Waived
8/16	QB	Kenji Bahar	Signed
8/16	CB	Khalil Dorsey	Placed on Injured Reserve
8/16	CB	Davontae Harris	Waived
8/16	CB	Iman Marshall	Placed on Injured Reserve
8/16	TE	Eli Wolf	Waived
8/17	P	Johnny Townsend	Waived
8/23	WR	Michael Dereus	Waived
8/23	ILB	L.J. Fort	Placed on Injured Reserve
8/23	S	Jordan Richards	Terminated the contract of vested veteran
8/23	T	Andre Smith	Terminated the contract of vested veteran
8/24	QB	Kenji Bahar	Waived
8/26	CB	Shaun Wade	Traded to the New England Patriots in exchange for undisclosed draft picks
8/28	C	Greg Mancz	Traded to the Miami Dolphins in exchange for an undisclosed draft pick
8/30	RB	J.K. Dobbins	Placed on Injured Reserve
8/30	WR	Devin Gray	Waived
8/30	WR	Siaosi Mariner	Waived
8/30	G	Michael Schofield	Terminated the contract of vested veteran
8/31	ILB	Otaro Alaka	Waived (injured), who reverted to Injured Reserve on Sept. 1
8/31	G	Ben Bredeson	Traded to the New York Giants in exchange for an undisclosed draft pick
8/31	WR	Deon Cain	Waived (injured), who reverted to Injured Reserve on Sept. 1
8/31	DT	Aaron Crawford	Waived (injured), who reverted to Injured Reserve on Sept. 1
8/31	T	Adrian Ealy	Waived
8/31	DT	Justin Ellis	Terminated the contract of vested veteran
8/31	T	Ja'Wuan James	Placed on the Reserve/Non-Football Injury (NFI) list
8/31	DB/LB	Anthony Levine Sr.	Terminated the contract of vested veteran
8/31	FB/TE	Ben Mason	Waived
8/31	RB	Nate McCrary	Waived
8/31	OLB	Pernell McPhee	Terminated the contract of vested veteran
8/31	QB	Trace McSorley	Waived
8/31	WR	Jaylon Moore	Waived
8/31	TE	Tony Poljan	Waived
8/31	T	Foster Sarell	Waived
8/31	OLB	Chris Smith	Terminated the contract of vested veteran
8/31	DT	Jovan Swann	Waived
8/31	TE	Eric Tomlinson	Terminated the contract of vested veteran
8/31	K	Jake Verity	Waived
8/31	WR	Binjimen Victor	Waived
8/31	DB	Nigel Warrior	Waived
9/1	WR	Rashod Bateman	Placed on Injured Reserve
9/1	WR	Miles Boykin	Placed on Injured Reserve
9/1	T	Adrian Ealy	Signed to practice squad
9/1	DT	Justin Ellis	Signed to practice squad
9/1	WR	Devin Gray	Signed to practice squad
9/1	DB/LB	Anthony Levine Sr.	Signed to practice squad
9/1	QB	Trace McSorley	Signed to practice squad
9/1	WR	Jaylon Moore	Signed to practice squad
9/1	TE	Tony Poljan	Signed to practice squad
9/1	S	Jordan Richards	Signed to practice squad
9/1	T	Andre Smith	Signed to practice squad
9/1	OLB	Chris Smith	Signed to practice squad
9/1	T	Eric Tomlinson	Re-signed free agent
9/1	P	Johnny Townsend	Signed to practice squad (exception)
9/1	K	Jake Verity	Signed to practice squad
9/1	WR	Binjimen Victor	Signed to practice squad
9/1	LB	Blake Gallagher	Signed to practice squad
9/2	OLB	Pernell McPhee	Re-signed free agent
9/3	WR	Deon Cain	Waived (injury settlement)
9/6	ILB	Josh Bynes	Signed to practice squad
9/7	RB	Le'Veon Bell	Signed to practice squad
9/7	RB	Trenton Cannon	Signed free agent
9/7	RB	Justice Hill	Waived (injured)
9/7	DT	Kahlil McKenzie	Signed to practice squad
9/7	S	Jordan Richards	Terminated from practice squad
9/8	RB	Justice Hill	Placed on Injured Reserve
9/10	TE	Nick Boyle	Placed on Injured Reserve
9/10	RB	Gus Edwards	Placed on Injured Reserve
9/10	RB	Devonta Freeman	Signed to practice squad
9/10	RB	Latavius Murray	Signed free agent
9/10	CB	Marcus Peters	Placed on Injured Reserve
9/10	T	Andre Smith	Terminated from practice squad
9/13	DT	Justin Ellis	Activated from practice squad (standard elevation)
9/13	DB/LB	Anthony Levine Sr.	Activated from practice squad (standard elevation)
9/14	RB	Trenton Cannon	Waived
9/14	G/T	Tyre Phillips	Placed on Injured Reserve
9/15	DT	Justin Ellis	Signed from the practice squad to the active roster
9/15	DB/LB	Anthony Levine Sr.	Signed from the practice squad to the active roster
9/15	DB	Kevon Seymour	Signed to practice squad
9/15	T	Andre Smith	Re-signed to the practice squad
9/16	RB	Devonta Freeman	Signed from the practice squad to the active roster
9/16	T	Foster Sarell	Re-signed to practice squad
9/17	CB	Chris Westry	Placed on Injured Reserve
9/19	DB	Kevon Seymour	Activated from practice squad (standard elevation)
9/19	T	Andre Smith	Activated from practice squad (standard elevation)
9/21	T	Jaryd Jones-Smith	Signed to practice squad
9/21	T	Foster Sarell	Terminated from practice squad

2021 TRANSACTIONS

9/21	T	David Sharpe	Signed to practice squad
9/21	DB	Linden Stephens	Signed to practice squad
9/21	P	Johnny Townsend	Terminated from practice squad
9/21	LB	Blake Gallagher	Terminated from practice squad
9/24	OLB	Jaylon Ferguson	Placed on Reserve/COVID-19
9/24	OLB	Justin Houston	Placed on Reserve/COVID-19
9/24	DT	Justin Madubuike	Placed on Reserve/COVID-19
9/24	DT	Brandon Williams	Placed on Reserve/COVID-19
9/25	ILB	Josh Bynes	Activated from practice squad (standard elevation)
9/25	DT	Kahlil McKenzie	Activated from practice squad (standard elevation)
9/25	DB	Kevon Seymour	Activated from practice squad (standard elevation)
9/25	T	Andre Smith	Activated from practice squad (standard elevation)
9/27	WR	Devin Gray	Terminated from practice squad
9/27	OLB	Daelin Hayes	Placed on Injured Reserve
9/27	RB	Nate McCrary	Signed to practice squad
9/28	ILB	Josh Bynes	Signed from the practice squad to the active roster
9/28	S	Jordan Richards	Signed to practice squad
9/28	DT	Brandon Williams	Activated off Reserve/COVID-19
9/29	WR	Rashod Bateman	Designated for return to practice from Injured Reserve
9/29	WR	Miles Boykin	Designated for return to practice from Injured Reserve
9/29	OLB	Justin Houston	Activated off Reserve/COVID-19
9/29	DT	Justin Madubuike	Activated off Reserve/COVID-19
10/2	RB	Le'Veon Bell	Activated from practice squad (standard elevation)
10/2	DB	Kevon Seymour	Activated from practice squad (standard elevation)
10/2	T	Andre Smith	Activated from practice squad (COVID-19 replacement)
10/2	DE	Derek Wolfe	Placed on Injured Reserve
10/4	DB	Linden Stephens	Terminated from practice squad
10/4	DB	Mazzi Wilkins	Signed to practice squad
10/9	G/T	Tyre Phillips	Designated for return to practice from Injured Reserve
10/11	WR	Miles Boykin	Activated from Injured Reserve/Designated for Return
10/11	DB	Jordan Richards	Activated from practice squad (standard elevation)
10/11	T	Andre Smith	Activated from practice squad (standard elevation)
10/12	G	Ben Cleveland	Placed on Injured Reserve
10/13	OLB	Jaylon Ferguson	Activated off Reserve/COVID-19 (with roster exemption)
10/16	WR	Rashod Bateman	Activated from Injured Reserve/Designated for Return
10/16	RB	Le'Veon Bell	Activated from practice squad (standard elevation)
10/16	G/T	Tyre Phillips	Activated from Injured Reserve/Designated for Return
10/16	T	Andre Smith	Activated from practice squad (standard elevation)
10/18	T	Brandon Knight	Acquired off waivers (Dal.)
10/19	G	James Carpenter	Signed to practice squad
10/19	OLB	Chris Smith	Terminated from practice squad
10/19	T	Ronnie Stanley	Placed on Injured Reserve
10/19	LB	Joe Thomas	Signed to practice squad
10/20	TE	Nick Boyle	Designated for return to practice from Injured Reserve
10/20	TE	Nick Boyle	Designated for return to practice from Injured Reserve
10/20	C	Adam Redmond	Signed to practice squad
10/23	T	David Sharpe	Activated from practice squad (standard elevation)
10/26	DE	Derek Wolfe	Designated for return to practice from Injured Reserve
10/27	T	Cedric Ogbuehi	Signed to practice squad
10/27	S	Jordan Richards	Terminated from practice squad
11/1	ILB	Malik Harrison	Placed on the Reserve/Non-Football Injury (NFI) list
11/1	T	Andre Smith	Placed on Practice Squad Injured Reserve
11/1	TE	Eric Tomlinson	Re-signed to practice squad
11/1	TE	Eric Tomlinson	Terminated the contract of vested veteran
11/2	T	Andre Smith	Waived (injury settlement)
11/2	CB	Chris Westry	Designated for return to practice from Injured Reserve
11/6	G/DT	Kahlil McKenzie	Activated from practice squad (standard elevation)
11/6	T	Cedric Ogbuehi	Signed from the practice squad to the active roster
11/6	TE	Eric Tomlinson	Activated from practice squad (standard elevation)
11/8	TE	Nick Boyle	Activated from Injured Reserve/Designated for Return
11/8	G	Ben Cleveland	Designated for return to practice from Injured Reserve
11/8	S	DeShon Elliott	Placed on Injured Reserve
11/8	S	Jordan Richards	Re-signed to practice squad
11/11	G	James Carpenter	Activated from practice squad (standard elevation)
11/11	G/DT	Kahlil McKenzie	Activated from practice squad (standard elevation)
11/11	T	Eric Tomlinson	Re-signed from the practice squad to the active roster
11/11	CB	Chris Westry	Activated from Injured Reserve/Designated for Return
11/16	RB	Le'Veon Bell	Waived
11/16	T	Jaryd Jones-Smith	Terminated from practice squad
11/17	NT	Isaiah Mack	Signed to practice squad
11/20	G	James Carpenter	Terminated from practice squad
11/20	G/DT	Kahlil McKenzie	Signed from the practice squad to the active roster
11/20	OLB	Pernell McPhee	Placed on Injured Reserve
11/20	QB	Trace McSorley	Activated from practice squad (standard elevation)
11/20	LB	Joe Thomas	Activated from practice squad (standard elevation)
11/20	G	Ben Cleveland	Activated from Injured Reserve/Designated for Return
11/22	ILB	Malik Harrison	Designated for return to practice from Reserve/Non-Football Injury
11/22	G/DT	Kahlil McKenzie	Waived
11/23	QB	Kenji Bahar	Re-signed to practice squad
11/23	T	Adrian Ealy	Terminated from practice squad
11/23	T	Jaryd Jones-Smith	Re-signed to practice squad
11/23	G/DT	Kahlil McKenzie	Re-signed to practice squad
11/23	CB	Kevin Toliver II	Signed to practice squad
11/27	ILB	Malik Harrison	Activated from Injured Reserve/Designated for Return
11/27	NT	Isaiah Mack	Activated from practice squad (standard elevation)
11/27	DB	Kevon Seymour	Signed from the practice squad to the active roster
11/27	S	Ar'Darius Washington	Placed on Injured Reserve
11/29	QB	Kenji Bahar	Terminated from practice squad
11/29	DB	Kevon Seymour	Placed on Reserve/COVID-19
11/29	QB	Chris Streveler	Signed to practice squad
12/1	S	Blake Countess	Signed to practice squad
12/1	CB	Robert Jackson	Signed to practice squad
12/1	K	Jake Verity	Placed on Practice Squad Injured Reserve

12/3	T	Cedric Ogbuehi	Waived (injury settlement)
12/4	CB	Robert Jackson	Activated from practice squad (standard elevation)
12/4	RB	Nate McCrary	Activated from practice squad (standard elevation)
12/7	CB	Marlon Humphrey	Placed on Injured Reserve
12/7	DB	Kevon Seymour	Activated off Reserve/COVID-19
12/8	T	Ja'Wuan James	Designated for return to practice from the Reserve/Non-Football Injury (NFI) list
12/11	CB	Robert Jackson	Activated from practice squad (standard elevation)
12/11	T	David Sharpe	Activated from practice squad (standard elevation)
12/13	WR	Binjimen Victor	Placed on Practice Squad/COVID-19
12/14	C/G	Trystan Colon	Placed on Reserve/COVID-19
12/14	S	Tony Jefferson II	Signed to practice squad
12/16	S	Chuck Clark	Placed on Reserve/COVID-19
12/16	QB	Josh Johnson	Signed free agent
12/16	RB	Nate McCrary	Placed on Practice Squad/COVID-19
12/18	CB	Robert Jackson	Activated from practice squad (COVID-19 replacement)
12/18	S	Tony Jefferson II	Activated from practice squad (COVID-19 replacement)
12/18	T	Jaryd Jones-Smith	Activated from practice squad (standard elevation)
12/18	C	Adam Redmond	Activated from practice squad (standard elevation)
12/18	T	David Sharpe	Activated from practice squad (COVID-19 replacement)
12/18	WR	Sammy Watkins	Placed on Reserve/COVID-19
12/18	CB	Chris Westry	Placed on Reserve/COVID-19
12/19	CB	Jimmy Smith	Placed on Reserve/COVID-19
12/19	DB	Mazzi Wilkins	Activated from practice squad (COVID-19 replacement)
12/20	OLB	Justin Houston	Placed on Reserve/COVID-19
12/20	OLB	Pernell McPhee	Activated from Injured Reserve
12/21	OLB	Pernell McPhee	Placed on Reserve/COVID-19
12/21	CB	Kevin Toliver II	Placed on Practice Squad/COVID-19
12/21	WR	Binjimen Victor	Activated off Practice Squad/COVID-19
12/21	CB	Daryl Worley	Signed to practice squad
12/22	ILB	Chris Board	Placed on Reserve/COVID-19
12/22	OLB	Daelin Hayes	Designated for return to practice from Injured Reserve
12/22	DT	Justin Madubuike	Placed on Reserve/COVID-19
12/22	C	Jimmy Murray	Signed to practice squad
12/22	T	David Sharpe	Placed on Practice Squad/COVID-19
12/22	S	Geno Stone	Placed on Reserve/COVID-19
12/22	ILB	Kristian Welch	Placed on Reserve/COVID-19
12/23	T	Adrian Ealy	Re-signed to practice squad
12/23	TE	Josh Oliver	Placed on Reserve/COVID-19
12/23	QB	Chris Streveler	Placed on Practice Squad/COVID-19
12/24	S	Chuck Clark	Activated off Reserve/COVID-19
12/24	C	Trystan Colon	Activated off Reserve/COVID-19
12/24	RB	Nate McCrary	Activated off Practice Squad/COVID-19
12/25	QB	Kenji Bahar	Re-signed to practice squad
12/25	RB	Gus Edwards	Placed on Reserve/COVID-19
12/25	OLB	Daelin Hayes	Activated from Injured Reserve/Designated for Return
12/25	RB	Justice Hill	Placed on Reserve/COVID-19
12/25	QB	Tyler Huntley	Placed on Reserve/COVID-19
12/25	CB	Robert Jackson	Activated from practice squad (COVID-19 replacement)
12/25	S	Tony Jefferson II	Activated from practice squad (COVID-19 replacement)
12/25	T	Jaryd Jones-Smith	Activated from practice squad (COVID-19 replacement)
12/25	NT	Isaiah Mack	Activated from practice squad (COVID-19 replacement)
12/25	G/DT	Kahlil McKenzie	Activated from practice squad (COVID-19 replacement)
12/25	C	Jimmy Murray	Terminated from practice squad
12/25	TE	Tony Poljan	Activated from practice squad (standard elevation)
12/25	LB	Joe Thomas	Activated from practice squad (COVID-19 replacement)
12/25	WR	Sammy Watkins	Activated off Reserve/COVID-19
12/25	CB	Daryl Worley	Activated from practice squad (COVID-19 replacement)
12/25	QB	Kenji Bahar	Activated from practice squad (COVID-19 replacement)
12/25	S	Jordan Richards	Activated from practice squad (COVID-19 replacement)
12/27	T	Adrian Ealy	Terminated from practice squad
12/27	S	Tony Jefferson II	Placed on Practice Squad/COVID-19
12/27	OLB	Pernell McPhee	Activated off Reserve/COVID-19
12/27	WR	Jaylon Moore	Activated off Practice Squad/COVID-19
12/27	CB	Jimmy Smith	Activated off Reserve/COVID-19
12/28	QB	Kenji Bahar	Terminated from practice squad
12/28	OLB	Tyus Bowser	Placed on Reserve/COVID-19
12/28	S	Blake Countess	Terminated from practice squad
12/28	C	Jimmy Murray	Re-signed to practice squad
12/28	S	Ar'Darius Washington	Placed on Reserve/COVID-19
12/28	CB	Chris Westry	Activated off Reserve/COVID-19
12/29	ILB	Chris Board	Activated off Reserve/COVID-19
12/29	OLB	Tyus Bowser	Activated off Reserve/COVID-19
12/29	OLB	Justin Houston	Activated off Reserve/COVID-19
12/29	T	David Sharpe	Activated off Practice Squad/COVID-19
12/29	S	Geno Stone	Activated off Reserve/COVID-19
12/29	QB	Chris Streveler	Activated off Practice Squad/COVID-19
12/29	ILB	Kristian Welch	Activated off Reserve/COVID-19
12/30	QB	Tyler Huntley	Activated off Reserve/COVID-19
12/30	S	Tony Jefferson II	Activated off Practice Squad/COVID-19
12/30	DT	Justin Madubuike	Activated off Reserve/COVID-19
12/30	RB	Nate McCrary	Placed on Practice Squad Injured Reserve
12/30	G/T	Tyre Phillips	Placed on Injured Reserve
1/1	OLB	Daelin Hayes	Placed on Injured Reserve
1/1	CB	Robert Jackson	Activated from practice squad (COVID-19 replacement)
1/1	S	Tony Jefferson II	Activated from practice squad (standard elevation)
1/1	T	Jaryd Jones-Smith	Activated from practice squad (standard elevation)
1/1	T	David Sharpe	Signed from the practice squad to the active roster
1/1	DB	Mazzi Wilkins	Placed on Practice Squad/COVID-19
1/4	TE	Josh Oliver	Placed on Exempt/COVID-19
1/4	RB	Jacques Patrick	Signed to practice squad
1/4	CB	Kevin Toliver II	Activated off Practice Squad/COVID-19



RAVENS STATISTICS

- CUMULATIVE SEASON STATS
- TEAM GAME-BY-GAME STATISTICS
- LONGEST PLAYS FROM SCRIMMAGE
 - TEAM SUPERLATIVES
 - INDIVIDUAL SUPERLATIVES
 - TURNOVER TABLE
 - INSIDE-THE-20 SCORING
 - FIRST DOWNS
- COMPLETIONS BY DISTANCE
 - THE LAST TIME...
 - TEAM RECORD WHEN...
- PENALTY CHALLENGES
 - GAME RECAPS

2021 STATISTICS

WON 8, LOST 9		HEAD COACH: JOHN HARBAUGH			
09/13	L	27-33 (OT)	at Las Vegas	61,756	
09/19	W	36-35	Kansas City	70,417	
09/26	W	19-17	at Detroit	50,788	
10/03	W	23-7	at Denver	76,490	
10/11	W	31-25 (OT)	Indianapolis	70,510	
10/17	W	34-6	L.A. Chargers	70,704	
10/24	L	17-41	Cincinnati	70,659	
11/07	W	34-31 (OT)	Minnesota	70,599	
11/11	L	10-22	at Miami	65,948	
11/21	W	16-13	at Chicago	60,679	
11/28	W	16-10	Cleveland	70,355	
12/05	L	19-20	at Pittsburgh	59,303	
12/12	L	22-24	at Cleveland	67,431	
12/19	L	30-31	Green Bay	70,815	
12/26	L	21-41	at Cincinnati	63,922	
01/02	L	19-20	L.A. Rams	70,328	
01/09	L	13-16 (OT)	Pittsburgh	70,453	

TEAM STATISTICS		BAL	OPP.
FIRST DOWNS		394	340
Rushing		159	81
Passing		209	232
Penalty		26	27
Third Down-Made/Att		82/225	70/201
Third Down Efficiency		36.4%	34.8%
Fourth Down-Made/Att		18/27	11/18
Fourth Down Efficiency		66.7%	61.1%
TOTAL NET YARDS		6,440	6,178
Avg. Per Game		378.8	363.4
Total Plays		1,185	1,033
Avg. Per Play		5.4	6.0
NET YARDS RUSHING		2,479	1,436
Avg. Per Game		145.8	84.5
Total Rushes		517	378
Avg. Per Rush		4.8	3.8
NET YARDS PASSING		3,961	4,742
Avg. Per Game		233.0	278.9
Sacked/Yards Lost		57/306	34/244
Gross Yards		4,267	4,986
Attempts/Completions		611/396	621/397
Pct. of Completion		64.8%	63.9%
Had Intercepted		18	9
PUNTS/AVERAGE		71/44.4	83/45.6
Net Punting Average		40.0	39.6
PUNT RETURN/AVG.		26/13.8	31/7.4
KICKOFF RETURN/AVG.		32/23.0	39/18.5
INTERCEPTION RETURN/AVG.		9/4.2	18/8.7
PENALTIES/YARDS		102/852	98/882
FUMBLES/BALL LOST		21/8	13/6
TOUCHDOWNS		41	48
Rushing		18	13
Passing		21	31
Returns		2	4
EXTRA POINTS/ATTEMPTS		32/32	39/42
TWO POINT CONVERSION/ATT.		2/8	1/5
FIELD GOALS/ATTEMPTS		35/37	21/28
AVG. TIME OF POSSESSION		32:22	27:38

* SCORE BY PERIODS	Q1	Q2	Q3	Q4	OT	PTS
TEAM	51	119	72	136	9	387
OPPONENTS	54	121	81	127	9	392

SCORING	TD	RU	PA	RT	K-PAT	FG	2PT	S	PTS
J. Tucker	0	0	0	0	32/32	35/37	0	0	137
M. Andrews	9	0	9	0	0/0	0/0	2	0	58
M. Brown	6	0	6	0	0/0	0/0	0	0	36
D. Freeman	6	5	1	0	0/0	0/0	0	0	36
L. Murray	6	6	0	0	0/0	0/0	0	0	36
D. Duvernay	3	0	2	1	0/0	0/0	0	0	18
L. Bell	2	2	0	0	0/0	0/0	0	0	12
T. Huntley	2	2	0	0	0/0	0/0	0	0	12
L. Jackson	2	2	0	0	0/0	0/0	0	0	12
R. Bateman	1	0	1	0	0/0	0/0	0	0	6
C. Clark	1	0	0	1	0/0	0/0	0	0	6
P. Ricard	1	0	1	0	0/0	0/0	0	0	6
S. Watkins	1	0	1	0	0/0	0/0	0	0	6
T. Williams	1	1	0	0	0/0	0/0	0	0	6
TEAM	41	18	21	2	32/32	35/37	2	0	387
OPPONENTS	48	13	31	4	39/42	21/28	1	0	392

* RUSHING	NO.	YDS	AVG	LONG	TD
L. Jackson	133	767	5.8	31	2
D. Freeman	133	576	4.3	32	5
L. Murray	119	501	4.2	46t	6
T. Huntley	47	294	6.3	21	2
T. Williams	35	185	5.3	35t	1
L. Bell	31	83	2.7	12	2
D. Duvernay	7	50	7.1	19	0
J. Johnson	5	10	2.0	7	0
M. Brown	1	5	5.0	5	0
T. Cannon	2	5	2.5	3	0
P. Ricard	2	4	2.0	2	0
M. Andrews	1	0	0.0	0	0
N. McCrary	1	-1	-1.0	-1	0
TEAM	517	2,479	4.8	46t	18
OPPONENTS	378	1,436	3.8	66	13

* RECEIVING	TAR	NO.	YDS	AVG	LONG	TD
M. Andrews	153	107	1,361	12.7	43	9
M. Brown	146	91	1,008	11.1	49t	6
R. Bateman	68	46	515	11.2	36	1
D. Freeman	42	34	190	5.6	15	1
D. Duvernay	47	33	272	8.2	21	2
S. Watkins	49	27	394	14.6	49	1
J. Proche II	20	16	202	12.6	32	0
L. Murray	13	10	75	7.5	18	0
J. Oliver	15	9	66	7.3	19	0
T. Williams	12	9	84	9.3	21	0
P. Ricard	13	8	63	7.9	22	1
T. Wallace	6	2	23	11.5	18	0
L. Bell	3	1	-1	-1.0	0	0
M. Boykin	1	1	6	6.0	6	0
N. Boyle	2	1	2	2.0	2	0
E. Tomlinson	1	1	7	7.0	7	0
TEAM	591	396	4,267	10.8	49t	21
OPPONENTS	602	397	4,986	12.6	82t	31

* INTERCEPTIONS	NO.	YDS	AVG	LONG	TD
A. Averett	3	21	7.0	21	0
C. Clark	2	17	8.5	17t	1
G. Stone	1	0	0.0	0	0
D. Elliott	1	0	0.0	0	0
T. Young	1	0	0.0	0	0
M. Humphrey	1	0	0.0	0	0
TEAM	9	38	4.2	21	1
OPPONENTS	18	157	8.7	34t	1

* OFFENSIVE FUMBLES	FUM	LST	REC	TD
L. Jackson	6	3	2	0
T. Huntley	4	3	1	0
M. Brown	3	1	0	0
S. Watkins	1	1	0	0
T. Williams	1	0	0	0
D. Duvernay	1	0	2	1
B. Bozeman	1	0	0	0
R. Bateman	0	0	1	0
M. Andrews	1	0	1	0
J. Johnson	2	0	2	0
J. Oliver	1	0	1	0
TEAM	21	8	10	1
OPPONENTS	13	6	3	0

* PUNTING	NO.	YDS	AVG	NET	TB	IN	LG	B
S. Koch	71	3,149	44.4	40.0	4	26	61	0
TEAM	71	3,149	44.4	40.0	4	26	61	0
OPPONENTS	83	3,788	45.6	39.6	7	27	69	0

* PUNT RETURNS	RET	FC	YDS	AVG	LONG	TD
D. Duvernay	26	24	360	13.8	42	0
TEAM	26	24	360	13.8	42	0
OPPONENTS	31	16	228	7.4	23	0

* KICKOFF RETURNS	NO.	YDS	AVG	LONG	TD
D. Duvernay	28	676	24.1	47	0
T. Wallace	2	39	19.5	24	0
J. Proche II	2	22	11.0	22	0
TEAM	32	737	23.0	47	0
OPPONENTS	39	724	18.6	98t	1

* FIELD GOALS	1-19	20-29	30-39	40-49	50+
J. Tucker	0/0	7/7	9/9	13/15	6/6
TEAM	0/0	7/7	9/9	13/15	6/6
OPPONENTS	0/0	4/4	9/10	5/9	3/5

J. Tucker: (40G, 47G) (43G) (49WR, 39G, 50G, 32G, 66G) (40G, 46G, 20G) (23G) (52G, 39G) (45G) (37G, 36G) (46G, 48WR) (35G, 27G, 46G) (52G, 25G, 49G) (35G, 28G) (50G, 42G, 55G) (38G) (-) (22G, 46G, 46G, 34G) (24G, 46G)
OPP: (34G, 55G) (35G) (37G, 43G, 37B, 47WL) (52G, 30G) (36G) (31G, 22G, 29G) (40WL) (46WL, 46G) (53G, 43G) (43G, 41RU) (29G) (30G, 36G, 50WR) (56WR) (28G, 40G, 36G)

2-Pt Conv: M. Andrews 2, L. Jackson 0, **TM** 2-8, **OPP** 1-5

SACKS: T. Bowser 7.0, O. Oweh 5.0, J. Houston 4.5, T. Young 2.0, P. Queen 2.0, J. Bynes 2.0, J. Madubuike 2.0, C. Campbell 1.5, B. Washington 1.0, K. Seymour 1.0, T. Jefferson II 1.0, D. Elliott 1.0, C. Clark 1.0, I. Mack 1.0, P. McPhee 1.0, (group) 1.0, **TM** 34.0, **OPP** 57.0

* PASSING	ATT	CMP	YDS	CMP%	YDS/ATT	TD	TD%	INT	INT%	LONG	SACK/LOST	RATING
L. Jackson	382	246	2,882	64.4	7.5	16	4.2	13	3.4	49t	38/190	87.0
T. Huntley	188	122	1,081	64.9	5.8	3	1.6	4	2.1	43	18/107	76.6
J. Johnson	40	28	304	70.0	7.6	2	5.0	1	2.5	28	1/9	98.3
S. Koch	1	0	0	0.0	0.0	0	0.0	0	0.0	0	0/0	39.6
TEAM	611	396	4,267	64.8	7.0	21	3.4	18	2.9	49t	57.0/306	84.4
OPPONENTS	621	397	4,986	63.9	8.0	31	5.0	9	1.4	82t	34.0/244	99.4

2021 DEFENSIVE STATISTICS

2021 REGULAR SEASON BALTIMORE RAVENS DEFENSIVE STATS (THROUGH WEEK 18)

PLAYER	TOTAL	TKL.	ASST	TFL	SACKS/YDS.	QBH	FR	FF	INT./YDS.	PD
Queen, Patrick	98	68	30	10	2.0/19.0	3	1	1	0/0	1
Clark, Chuck	77	46	31	3	1.0/12.0	1	0	0	2/17	12
Bynes, Josh	76	50	26	6	2.0/1.0	3	0	0	0/0	4
Stephens, Brandon	74	46	28	1	0.0/0.0	1	0	0	0/0	4
Humphrey, Marlon	58	44	14	0	0.0/0.0	1	0	1	1/0	13
Bowser, Tyus	56	31	25	8	7.0/56.0	15	0	2	0/0	4
Averett, Anthony	53	45	8	0	0.0/0.0	0	0	0	3/21	11
Campbell, Calais	49	29	20	5	1.5/3.5	12	1	0	0/0	1
Madubuike, Justin	36	23	13	7	2.0/15.0	5	0	0	0/0	2
Williams, Brandon	35	15	20	4	0.0/0.0	1	1	0	0/0	3
Houston, Justin	34	19	15	6	4.5/22.5	17	1	1	0/0	1
Young, Tavon	34	29	5	4	2.0/20.0	3	0	0	1/0	3
Oweh, Odafe	33	23	10	5	5.0/25.0	15	2	3	0/0	1
Board, Chris	30	13	17	0	0.0/0.0	2	0	0	0/0	0
Elliott, DeShon	23	19	4	3	1.0/6.0	3	0	0	1/0	2
Seymour, Kevon	23	15	8	3	1.0/9.0	1	0	0	0/0	1
Ellis, Justin	18	7	11	0	0.0/0.0	1	0	0	0/0	0
Harrison, Malik	18	11	7	2	0.0/0.0	0	0	0	0/0	0
Smith, Jimmy	18	15	3	1	0.0/0.0	0	0	0	0/0	3
Stone, Geno	17	12	5	1	0.0/0.0	1	0	0	1/0	1
Washington, Broderick	16	8	8	2	1.0/10.0	3	0	0	0/0	0
Westry, Chris	15	15	0	1	0.0/0.0	0	0	0	0/0	3
Jefferson II, Tony	14	7	7	1	1.0/9.0	1	0	0	0/0	1
McPhee, Pernell	14	11	3	2	1.0/11.0	3	0	0	0/0	0
Ferguson, Jaylon	6	3	3	0	0.0/0.0	3	0	0	0/0	0
Worley, Daryl	5	5	0	0	0.0/0.0	0	0	0	0/0	0
Levine Sr., Anthony	4	3	1	0	0.0/0.0	0	0	0	0/0	1
McKenzie, Kahlil	4	1	3	0	0.0/0.0	0	0	0	0/0	0
Welch, Kristian	4	0	4	0	0.0/0.0	0	0	0	0/0	0
Jackson, Robert	3	1	2	0	0.0/0.0	0	0	0	0/0	0
Mack, Isaiah	3	1	2	1	1.0/8.0	1	0	0	0/0	0
Thomas, Joe	1	0	1	0	0.0/0.0	0	0	0	0/0	0
(group)	--	--	--	--	1.0/17.0	--	--	--	--/--	--
TOTALS	949	615	334	76	34.0/244.0	96	6	8	9/38	72

ASST=Assist, TFL=Tackle for a Loss, Int.=Interception, FR=Fumble Recovery, FF=Forced Fumble, PD=Pass Defense

2021 RAVENS SPECIAL TEAMS				
POS.	PLAYER	TTL.	SOLO	ASST.
ILB	Board, Chris	11	5	6
WR	Wallace, Tylan	9	4	5
LB	Welch, Kristian	9	3	6
DB/LB	Levine Sr., Anthony	8	6	2
ILB	Harrison, Malik	7	3	4
TE	Tomlinson, Eric	5	5	0
LS	Moore, Nick	4	4	0
DB	Stephens, Brandon	4	3	1
S	Stone, Geno	4	3	1
OLB	Bowser, Tyus	3	2	1
S	Clark, Chuck	3	3	0
S	Jefferson II, Tony	3	2	1
TE	Oliver, Josh	3	1	2
S	Richards, Jordan	2	0	2
DB	Seymour, Kevon	2	2	0
CB	Westry, Chris	2	2	0
CB	Averett, Anthony	1	1	0
RB	Cannon, Trenton	1	1	0
S	Washington, Ar'Darius	1	0	1
CB	Young, Tavon	1	1	0
TOTALS		83	51	32

DEFENSIVE STATS BY RANK												
SACKS			INTERCEPTIONS			TACKLES FOR LOSS			PASSES DEFENSED			QBH
PLAYER	NO.	PLAYER	NO.	PLAYER	NO.	PLAYER	NO.	PLAYER	NO.	PLAYER	NO.	
Bowser, Tyus	7.0	Averett, Anthony	3	Queen, Patrick	10	Humphrey, Marlon	13	Houston, Justin	17			
Oweh, Odafe	5.0	Clark, Chuck	2	Bowser, Tyus	8	Clark, Chuck	12	Bowser, Tyus	15			
Houston, Justin	4.5	Elliott, DeShon	1	Madubuike, Justin	7	Averett, Anthony	11	Oweh, Odafe	15			
Bynes, Josh	2.0	Humphrey, Marlon	1	Bynes, Josh	6	Bowser, Tyus	4	Campbell, Calais	12			
Madubuike, Justin	2.0	Stone, Geno	1	Houston, Justin	6	Bynes, Josh	4	Madubuike, Justin	5			
Queen, Patrick	2.0	Young, Tavon	1	Campbell, Calais	5	Stephens, Brandon	4	Bynes, Josh	3			
Young, Tavon	2.0			Oweh, Odafe	5	Smith, Jimmy	3	Elliott, DeShon	3			
Campbell, Calais	1.5			Williams, Brandon	4	Westry, Chris	3	Ferguson, Jaylon	3			
Clark, Chuck	1.0			Young, Tavon	4	Williams, Brandon	3	McPhee, Pernell	3			
Elliott, DeShon	1.0			Clark, Chuck	3	Young, Tavon	3	Queen, Patrick	3			
Jefferson II, Tony	1.0			Elliott, DeShon	3	Elliott, DeShon	2	Washington, Broderick	3			
Mack, Isaiah	1.0			Seymour, Kevon	3	Madubuike, Justin	2	Young, Tavon	3			
McPhee, Pernell	1.0			Harrison, Malik	2	Campbell, Calais	1	Board, Chris	2			
Seymour, Kevon	1.0			McPhee, Pernell	2	Houston, Justin	1	Clark, Chuck	1			
Washington, Broderick	1.0			Washington, Broderick	2	Jefferson II, Tony	1	Ellis, Justin	1			
				Jefferson II, Tony	1	Levine Sr., Anthony	1	Humphrey, Marlon	1			
				Mack, Isaiah	1	Oweh, Odafe	1	Jefferson II, Tony	1			
				Smith, Jimmy	1	Queen, Patrick	1	Mack, Isaiah	1			
				Stephens, Brandon	1	Seymour, Kevon	1	Seymour, Kevon	1			
				Stone, Geno	1	Stone, Geno	1	Stephens, Brandon	1			
				Westry, Chris	1			Stone, Geno	1			
								Williams, Brandon	1			

FORCED FUMBLES		FUMBLE RECOVERIES	
PLAYER	NO.	PLAYER	NO.
Oweh, Odafe	3	Oweh, Odafe	2
Bowser, Tyus	2	Campbell, Calais	1
Houston, Justin	1	Houston, Justin	1
Humphrey, Marlon	1	Queen, Patrick	1
Queen, Patrick	1	Williams, Brandon	1

GAME-BY-GAME DEFENSE

2021 REGULAR SEASON RAVENS GAME-BY-GAME DEFENSE

	09/13 @ LV	09/19 KC	09/26 @ DET	10/03 @ DEN	10/11 IND	10/17 LAC	10/24 CIN	11/07 MIN	11/11 @ MIA	11/21 @ CHI	11/28 CLE	12/05 @ PIT	12/12 @ CLE	12/19 GB	12/26 @ CIN	01/02 LAR	01/09 PIT	Totals
FIRST DOWNS																		
Total	26	22	22	15	29	14	19	13	17	14	14	17	20	26	33	20	19	340
Rushing	6	2	7	5	10	3	3	6	4	3	2	4	7	4	4	6	5	81
Passing	17	18	13	9	16	11	15	6	12	10	10	11	10	20	26	14	14	232
Penalty	3	2	2	1	3	0	1	1	1	1	2	2	3	2	3	0	0	27
THIRD DOWNS																		
Attempts	15	6	10	14	10	12	13	14	13	11	13	12	13	9	10	9	17	201
Converted	7	1	3	3	5	3	4	5	3	2	4	5	6	5	5	3	6	70
Percentage	46.7%	16.7%	30.0%	21.4%	50.0%	25.0%	30.8%	35.7%	23.1%	18.2%	30.8%	41.7%	46.2%	55.6%	50.0%	33.3%	35.3%	34.8%
FOURTH DOWNS																		
Attempts	1	0	0	0	1	4	2	2	0	3	1	0	0	0	2	1	1	18
Converted	0	0	0	0	1	1	1	2	0	2	0	0	0	0	2	1	1	11
Percentage	0.0%	0	0	0	100.0%	25.0%	50.0%	100.0%	0	66.7%	0.0%	0	0	0	100.0%	100.0%	100.0%	61.1%
TOT. OFFENSE																		
Net Yards	491	405	285	254	513	208	520	318	350	353	262	321	290	346	575	373	314	6,178
Plays	80	49	60	59	63	53	63	52	62	57	57	57	61	59	70	56	75	1,033
Avg./Play	6.1	8.3	4.8	4.3	8.1	3.9	8.3	6.1	5.6	6.2	4.6	5.6	4.8	5.9	8.2	6.7	4.2	6.0
RUSHING																		
Net Yards	82	62	93	106	123	26	111	131	60	92	40	85	100	96	77	73	79	1,436
Rush. Att.	21	18	27	17	26	12	24	24	22	20	17	25	29	25	21	20	30	378
Avg./Att.	3.9	3.4	3.4	6.2	4.7	2.2	4.6	5.5	2.7	4.6	2.4	3.4	3.4	3.8	3.7	3.7	2.6	3.8
PASSING																		
Net Yards	409	343	192	148	390	182	409	187	290	261	222	236	190	250	498	300	235	4,742
Attempts	56	31	31	37	35	39	38	28	36	34	37	31	32	31	46	35	44	621
Completions	34	24	22	19	25	22	23	17	19	15	18	21	22	23	37	26	30	397
Completion Pct	60.7%	77.4%	71.0%	51.4%	71.4%	56.4%	60.5%	60.7%	52.8%	44.1%	48.6%	67.7%	68.8%	74.2%	80.4%	74.3%	68.2%	63.9%
Avg. Gain Per Pass Play	6.9	11.1	5.8	3.5	10.5	4.4	10.5	6.7	7.3	7.1	5.6	7.4	5.9	7.4	10.2	8.3	5.2	7.2
Intercepted	1	1	0	1	0	1	1	0	0	0	0	0	1	0	0	2	1	9
Gross Yards	435	343	217	178	402	195	416	187	314	280	247	236	190	268	525	309	244	4,986
Sacked	3.0	0.0	2.0	5.0	2.0	2.0	1.0	0.0	4.0	3.0	3.0	1.0	0.0	3.0	3.0	1.0	1.0	34.0
Yards Lost	26	0	25	30	12	13	7	0	24	19	25	0	0	18	27	9	9	244
PENALTIES																		
Number	10	5	7	4	5	4	1	8	11	6	5	5	4	8	5	4	6	98
Yards	62	46	35	25	45	35	5	107	97	58	45	81	42	76	45	35	43	882
FUMBLES																		
Number	1	2	0	0	1	0	1	0	2	1	2	0	2	0	0	1	0	13
Lost	0	1	0	0	1	0	0	0	0	1	2	0	0	0	0	1	0	6
PUNTING																		
Yards	316	135	273	491	90	262	216	242	348	205	261	217	196	146	0	92	298	3,788
Punts	6	3	6	10	2	5	4	5	8	5	6	5	5	3	0	2	8	83
Net Avg.	41.5	39.7	38.5	38.7	45.0	39.6	39.8	41.6	42.4	37.2	37.5	41.0	35.2	42.0	0.0	46.0	37.3	39.6
Gross Avg.	52.7	45.0	45.5	49.1	45.0	52.4	54.0	48.4	43.5	41.0	43.5	43.4	39.2	48.7	0.0	46.0	37.3	45.6
Touchbacks	0	0	0	2	0	1	1	1	0	0	0	0	1	1	0	0	0	7
Punts Blocked	0	0	0	0	0	0	0	0	0	0	0	0	0	0	0	0	0	0
Punt Returns	2	1	1	3	3	0	3	0	2	1	1	4	5	0	2	1	2	31
Punt Return Yards	10	13	11	22	30	0	20	0	10	4	-3	33	15	0	16	18	29	228
Punt Return Avg.	5.0	13.0	11.0	7.3	10.0	0	6.7	0	5.0	4.0	-3.0	8.3	3.0	0	8.0	18.0	14.5	7.4
Inside 20	2	0	2	4	1	1	1	2	2	2	2	1	2	0	0	2	3	27
Fair Catches	1	1	2	2	1	0	1	0	3	0	0	0	0	1	1	1	2	16
SCORING																		
Points	33	35	17	7	25	6	41	31	22	13	10	20	24	31	41	20	16	392
Q1	0	14	0	0	7	0	3	7	0	0	0	0	10	0	10	0	3	54
Q2	10	7	0	7	3	6	10	10	6	0	3	3	14	14	21	7	0	121
Q3	0	14	7	0	12	0	14	7	0	7	7	0	0	7	3	0	3	81
Q4	17	0	10	0	3	0	14	7	16	6	0	17	0	10	7	13	7	127
OT	6	0	0	0	0	0	0	0	0	0	0	0	0	0	0	0	3	9
TD Rushing	2	1	2	0	1	0	2	1	1	0	0	0	0	1	1	1	0	13
TD Passing	2	3	0	1	2	1	3	2	0	2	1	2	2	3	4	2	1	31
TD KO Returns	0	0	0	0	0	0	0	1	0	0	0	0	0	0	0	0	0	1
TD Punt Returns	0	0	0	0	0	0	0	0	0	0	0	0	0	0	0	0	0	0
TD Sp. Teams	0	0	0	0	0	0	0	0	0	0	0	0	0	0	0	0	0	0
TD Def. Returns	0	2	0	0	0	0	0	0	1	0	0	0	1	0	0	0	0	4
Total TDs	4	5	2	1	3	1	5	4	2	2	1	2	3	4	5	3	1	48
PAT Attempts	3	5	2	1	3	1	5	4	2	2	1	2	3	4	5	3	1	47
PAT Made	3	5	2	1	1	0	5	4	1	1	1	1	3	4	5	2	1	40
FG Attempts	2	0	1	0	4	0	2	1	3	1	2	2	2	1	3	1	3	28
FG Made	2	0	1	0	2	0	2	1	3	0	1	2	1	1	2	0	3	21
Safety	0	0	0	0	0	0	0	0	0	0	0	0	0	0	0	0	0	0
2-Pt Attempts	0	0	0	0	1	0	0	0	1	1	0	1	0	0	0	1	0	5
2-Pt Made	0	0	0	0	0	0	0	0	0	0	0	1	0	0	0	0	0	1
Time of Possession	34:08	24:01	32:34	26:53	30:45	21:53	28:11	23:40	28:12	21:10	22:56	23:30	33:50	31:10	37:03	26:21	36:48	483:05
KICKOFFS																		
Kickoff Returns	2	5	0	2	2	5	0	2	0	2	1	3	3	5	3	1	3	39
Kickoff Return Yards	33	83	0	36	46	82	0	121	0	17	15	46	40	76	45	18	66	724
Kickoff Return Avg.	16.5	16.6	0	18.0	23.0	16.4	0	60.5	0	8.5	15.0	15.3	13.3	15.2	15.0	18.0	22.0	18.6



LONGEST PLAYS FROM SCRIMMAGE

RAVENS					OPPONENT						
DATE	OPPONENT	QTR	RAVENS PLAYER	YARDS	SCORE	DATE	OPPONENT	QTR	OPP. PLAYER	YARDS	SCORE
09/13	at Las Vegas	4	Lamar Jackson -> Sammy Watkins	49	L, 33-27 (OT)	10/24	Cincinnati	3	Joe Burrow -> Ja'Marr Chase	82T	L, 17-41
10/03	at Denver	2	Lamar Jackson -> Marquise Brown	49T	W, 23-7	10/11	Indianapolis	1	Carson Wentz -> Jonathan Taylor	76T	W, 25-31 (OT)
01/09	Pittsburgh	3	Lataivus Murray run	46T	L, 16-13 (OT)	12/26	at Cincinnati	2	Joe Burrow -> Tyler Boyd	68T	L, 21-41
10/11	Indianapolis	3	Lamar Jackson -> Marquise Brown	43T	W, 31-25 (OT)	11/07	Minnesota	1	Dalvin Cook run	66	W, 31-34 (OT)
12/19	Green Bay	1	Tyler Huntley -> Mark Andrews	43	L, 31-30	11/11	at Miami	4	Tua Tagovailoa -> Albert Wilson	64	L, 10-22
09/19	Kansas City	3	Lamar Jackson -> Marquise Brown	42T	W, 36-35	11/21	at Chicago	3	Andy Dalton -> Darnell Mooney	60T	W, 13-16
09/26	at Detroit	3	Lamar Jackson -> Mark Andrews	41	W, 19-17	10/24	Cincinnati	2	Joe Burrow -> C.J. Uzomah	55T	L, 17-41
10/24	Cincinnati	3	Lamar Jackson -> Marquise Brown	39T	L, 41-17	11/11	at Miami	2	Jacoby Brissett -> Isaiah Ford	52	L, 10-22
11/28	Cleveland	3	Lamar Jackson -> Mark Andrews	39	W, 16-10	12/26	at Cincinnati	4	Joe Burrow -> Joe Mixon	52	L, 21-41
09/26	at Detroit	2	Lamar Jackson -> Marquise Brown	37	W, 19-17	12/26	at Cincinnati	2	Joe Burrow -> Tee Higgins	52	L, 21-41
09/26	at Detroit	4	Lamar Jackson -> Sammy Watkins	36	W, 19-17	11/07	Minnesota	1	Kirk Cousins -> Justin Jefferson	50T	W, 31-34 (OT)
12/12	at Cleveland	4	Tyler Huntley -> Rashod Bateman	36	L, 24-22	11/21	at Chicago	4	Andy Dalton -> Marquise Goodwin	49T	W, 13-16
09/13	at Las Vegas	1	Ty'Son Williams run	35T	L, 33-27 (OT)	09/19	Kansas City	3	Patrick Mahomes -> Travis Kelce	46T	W, 35-36
10/24	Cincinnati	3	Lamar Jackson -> Rashod Bateman	35	L, 41-17	10/24	Cincinnati	4	Samaje Perine run	46T	L, 17-41
01/02	L.A. Rams	2	Tyler Huntley -> Mark Andrews	33	L, 20-19	10/11	Indianapolis	3	Carson Wentz -> Michael Pittman Jr.	42T	W, 25-31 (OT)
10/03	at Denver	4	Lamar Jackson -> James Proche II	32	W, 23-7	11/28	Cleveland	2	Baker Mayfield -> Harrison Bryant	41	W, 10-16
10/03	at Denver	2	Lamar Jackson -> Marquise Brown	32	W, 23-7	09/19	Kansas City	3	Patrick Mahomes -> Byron Pringle	40T	W, 35-36
12/12	at Cleveland	3	Tyler Huntley -> Mark Andrews	32	L, 24-22	12/05	at Pittsburgh	4	Ben Roethlisberger -> Chase Claypool	40	L, 19-20
01/02	L.A. Rams	4	Devonta Freeman run	32	L, 20-19	11/28	Cleveland	3	Baker Mayfield -> Jarvis Landry	38	W, 10-16
09/19	Kansas City	1	Devonta Freeman run	31	W, 36-35	09/13	at Las Vegas	4	Derek Carr -> Henry Ruggs III	37	L, 27-33 (OT)
09/26	at Detroit	1	Lamar Jackson run	31	W, 19-17	11/28	Cleveland	1	Baker Mayfield -> Jarvis Landry	36	W, 10-16
11/11	at Miami	4	Lamar Jackson -> Rashod Bateman	30	L, 22-10	11/11	at Miami	3	Tua Tagovailoa -> Jaylen Waddle	35	L, 10-22
12/12	at Cleveland	4	Tyler Huntley -> Rashod Bateman	30	L, 24-22	01/02	L.A. Rams	3	Matthew Stafford -> Van Jefferson	35	L, 19-20
09/13	at Las Vegas	2	Lamar Jackson -> Sammy Watkins	29	L, 33-27 (OT)	12/12	at Cleveland	1	Baker Mayfield -> Donovan Peoples-Jones	34	L, 22-24
09/13	at Las Vegas	2	Lamar Jackson -> Marquise Brown	29	L, 33-27 (OT)	09/19	Kansas City	1	Patrick Mahomes -> Demarcus Robinson	33T	W, 35-36
09/26	at Detroit	2	Lamar Jackson -> James Proche II	29	W, 19-17	09/13	at Las Vegas	5	Derek Carr -> Bryan Edwards	32	L, 27-33 (OT)
11/21	at Chicago	4	Tyler Huntley -> Sammy Watkins	29	W, 16-13	10/03	at Denver	4	Drew Lock -> Courtland Sutton	32	W, 7-23
12/05	at Pittsburgh	2	Lamar Jackson -> Mark Andrews	29	L, 20-19	10/24	Cincinnati	3	Joe Burrow -> C.J. Uzomah	32T	L, 17-41
09/13	at Las Vegas	4	Lamar Jackson run	28	L, 33-27 (OT)	09/13	at Las Vegas	1	Marcus Mariota run	31	L, 27-33 (OT)
10/11	Indianapolis	2	Lamar Jackson -> Sammy Watkins	28	W, 31-25 (OT)	09/13	at Las Vegas	5	Derek Carr -> Zay Jones	31T	L, 27-33 (OT)
10/11	Indianapolis	2	Lamar Jackson -> Mark Andrews	28	W, 31-25 (OT)	10/03	at Denver	1	Javonte Williams run	31	W, 7-23
12/26	at Cincinnati	2	Josh Johnson -> Mark Andrews	28	L, 41-21	10/11	Indianapolis	3	Carson Wentz -> Zach Pascal	31	W, 25-31 (OT)
01/09	Pittsburgh	2	Tyler Huntley -> Mark Andrews	28	L, 16-13 (OT)	12/19	Green Bay	2	Aaron Rodgers -> Marquez Valdes-Scantling	31	L, 30-31
09/19	Kansas City	3	Lamar Jackson -> Marquise Brown	27	W, 36-35	10/11	Indianapolis	4	Carson Wentz -> Jonathan Taylor	29	W, 25-31 (OT)
10/11	Indianapolis	4	Lamar Jackson -> Mark Andrews	27	W, 31-25 (OT)	11/21	at Chicago	1	Justin Fields -> Darnell Mooney	29	W, 13-16
01/09	Pittsburgh	3	Lataivus Murray run	27	L, 16-13 (OT)	12/05	at Pittsburgh	4	Ben Roethlisberger -> Diontae Johnson	29T	L, 19-20
10/24	Cincinnati	3	Lamar Jackson -> Rashod Bateman	25	L, 41-17	09/13	at Las Vegas	5	Derek Carr -> Hunter Renfrow	27	L, 27-33 (OT)
12/26	at Cincinnati	3	Josh Johnson -> Mark Andrews	25	L, 41-21	10/24	Cincinnati	3	Joe Burrow -> Ja'Marr Chase	27	L, 17-41
09/26	at Detroit	3	Lamar Jackson -> Mark Andrews	24	W, 19-17	11/07	Minnesota	4	Kirk Cousins -> C.J. Ham	27	W, 31-34 (OT)
10/03	at Denver	2	Lamar Jackson -> Mark Andrews	24	W, 23-7	12/12	at Cleveland	2	Baker Mayfield -> Donovan Peoples-Jones	27	L, 22-24
10/24	Cincinnati	1	Lamar Jackson -> Mark Andrews	24	L, 41-17	10/17	L.A. Chargers	2	Justin Herbert -> Mike Williams	26	W, 6-34
10/24	Cincinnati	1	Lamar Jackson -> Mark Andrews	23	L, 41-17	10/24	Cincinnati	2	Joe Burrow -> Ja'Marr Chase	26	L, 17-41
10/17	L.A. Chargers	2	Lamar Jackson run	22	W, 34-6	10/24	Cincinnati	3	Joe Burrow -> Tyler Boyd	25	L, 17-41
11/07	Minnesota	3	Lamar Jackson -> Patrick Ricard	22	W, 34-31 (OT)	12/05	at Pittsburgh	4	Ben Roethlisberger -> Diontae Johnson	25	L, 19-20
11/07	Minnesota	4	Lamar Jackson -> Marquise Brown	22	W, 34-31 (OT)	12/19	Green Bay	4	Aaron Rodgers -> Marquez Valdes-Scantling	25	L, 30-31
12/05	at Pittsburgh	4	Lamar Jackson -> Marquise Brown	22	L, 20-19	01/09	Pittsburgh	2	Ben Roethlisberger -> Zach Gentry	25	L, 13-16 (OT)
12/19	Green Bay	1	Tyler Huntley -> Mark Andrews	22	L, 31-30	09/13	at Las Vegas	2	Derek Carr -> Darren Waller	24	L, 27-33 (OT)
01/09	Pittsburgh	3	Lataivus Murray run	22	L, 16-13 (OT)	09/26	at Detroit	4	Jared Goff -> Darren Fells	24	W, 17-19
01/09	Pittsburgh	1	Devonta Freeman run	22	L, 16-13 (OT)	10/11	Indianapolis	3	Carson Wentz -> Mo Alie-Cox	24	W, 25-31 (OT)
09/13	at Las Vegas	1	Lamar Jackson -> Ty'Son Williams	21	L, 33-27 (OT)	11/07	Minnesota	4	Dalvin Cook run	24	W, 31-34 (OT)
09/19	Kansas City	2	Lamar Jackson run	21	W, 36-35	12/19	Green Bay	2	Aaron Rodgers -> Marquez Valdes-Scantling	24	L, 30-31
09/26	at Detroit	2	Lamar Jackson -> Mark Andrews	21	W, 19-17	01/02	L.A. Rams	4	Matthew Stafford -> Cooper Kupp	24	L, 19-20
10/17	L.A. Chargers	2	Lamar Jackson -> Mark Andrews	21	W, 34-6	09/19	Kansas City	4	Patrick Mahomes -> Byron Pringle	23	W, 35-36
11/21	at Chicago	4	Tyler Huntley -> Devin Duvernay	21	W, 16-13	10/11	Indianapolis	4	Carson Wentz -> Parris Campbell	23	W, 25-31 (OT)
12/12	at Cleveland	3	Devonta Freeman run	21	L, 24-22	10/24	Cincinnati	1	Joe Burrow -> Samaje Perine	23	L, 17-41
01/09	Pittsburgh	4	Tyler Huntley run	21	L, 16-13 (OT)	11/11	at Miami	4	Tua Tagovailoa -> Durham Smythe	23	L, 10-22
09/19	Kansas City	3	Lamar Jackson run	20	W, 36-35	11/21	at Chicago	4	Andy Dalton -> Marquise Goodwin	23	W, 13-16
09/19	Kansas City	3	Lamar Jackson -> Mark Andrews	20	W, 36-35	11/21	at Chicago	3	Andy Dalton -> Jimmy Graham	23	W, 13-16
09/19	Kansas City	2	Lamar Jackson -> Marquise Brown	20	W, 36-35	12/19	Green Bay	4	Aaron Rodgers -> Marcedes Lewis	23	L, 30-31
09/19	Kansas City	2	Ty'Son Williams run	20	W, 36-35	09/26	at Detroit	4	Jared Goff -> Kalif Raymond	22	W, 17-19
10/03	at Denver	1	Lamar Jackson -> Sammy Watkins	20	W, 23-7	10/11	Indianapolis	4	Marlon Mack run	22	W, 25-31 (OT)
10/11	Indianapolis	4	Lamar Jackson -> Marquise Brown	20	W, 31-25 (OT)	11/21	at Chicago	2	Justin Fields -> Marquise Goodwin	22	W, 13-16
10/17	L.A. Chargers	3	Lamar Jackson -> Marquise Brown	20	W, 34-6	11/21	at Chicago	3	Justin Fields -> Darnell Mooney	22	W, 13-16
10/24	Cincinnati	2	Lamar Jackson -> Rashod Bateman	20	L, 41-17	12/19	Green Bay	2	Aaron Rodgers -> Tyler Davis	22	L, 30-31
11/07	Minnesota	5	Lamar Jackson -> Marquise Brown	20	W, 34-31 (OT)	12/26	at Cincinnati	4	Joe Burrow -> Ja'Marr Chase	22	L, 21-41
11/07	Minnesota	5	Lamar Jackson -> Marquise Brown	20	W, 34-31 (OT)	01/02	L.A. Rams	2	Matthew Stafford -> Cooper Kupp	22	L, 19-20
11/11	at Miami	4	Lamar Jackson -> Rashod Bateman	20	L, 22-10	09/13	at Las Vegas	4	Derek Carr -> Kenyan Drake	21	L, 27-33 (OT)
12/12	at Cleveland	4	Tyler Huntley -> Mark Andrews	20	L, 24-22	10/11	Indianapolis	3	Carson Wentz -> Michael Pittman Jr.	21	W, 25-31 (OT)
12/12	at Cleveland	2	Tyler Huntley -> Rashod Bateman	20	L, 24-22	10/17	L.A. Chargers	4	Justin Herbert -> Keenan Allen	21	W, 6-34
						10/24	Cincinnati	4	Joe Mixon run	21T	L, 17-41
						10/24	Cincinnati	3	Joe Burrow -> Ja'Marr Chase	21	L, 17-41
						11/11	at Miami	2	Jacoby Brissett -> Adam Shaheen	21	L, 10-22
						01/02	L.A. Rams	4	Matthew Stafford -> Cooper Kupp	21	L, 19-20
						09/13	at Las Vegas	4	Derek Carr -> Bryan Edwards	20	L, 27-33 (OT)
						09/19	Kansas City	2	Patrick Mahomes -> Blake Bell	20	W, 35-36
						11/07	Minnesota	2	Kirk Cousins -> K.J. Osborn	20	W, 31-34 (OT)
						11/28	Cleveland	3	Baker Mayfield -> David Njoku	20T	W, 10-16
						12/26	at Cincinnati	4	Joe Burrow -> Tee Higgins	20	L, 21-41
						12/26	at Cincinnati	1	Joe Burrow -> Tee Higgins	20	L, 21-41
						12/26	at Cincinnati	2	Joe Burrow -> Ja'Marr Chase	20	L, 21-41
						01/09	Pittsburgh	4	Ben Roethlisberger -> Ray-Ray McCloud	20	L, 13-16 (OT)
TOTALS			69 - 1,925 (27.9), 6 TDS (15 RUNS, 2 TDS, 54 PASSES, 4 TDS)						81 - 2,593 (32.0), 17 TDS (7 RUNS, 2 TDS, 74 PASSES, 15 TDS)		



TEAM SUPERLATIVES

HIGH	DATE	OPPONENT	OFFENSIVE CATEGORY	OPPONENT	DATE	LOW
36	9/19	vs. Kansas City	Points	at Miami	11/11	10
17	10/3	at Denver	Points in a Quarter	vs. Pittsburgh ...9 more at 0.	1/9	0
22	10/11	vs. Indianapolis	Points in a Half	vs. Pittsburgh ...2 more at 3.	1/9	3
5	9/19	vs. Kansas City	Total Touchdowns	vs. Pittsburgh ...5 more at 1.	1/9	1
89	11/7	vs. Minnesota	Total Plays	at Cincinnati ...1 more at 57.	12/26	57
523	10/11	vs. Indianapolis	Total Net Yards	at Chicago	11/21	299
36	11/7	vs. Minnesota	Total First Downs	at Detroit	9/26	15
18	9/19	vs. Kansas City	First Downs Rushing	at Cincinnati	12/26	2
22	10/11	vs. Indianapolis	First Downs Passing	vs. Pittsburgh	1/9	5
4	11/28	vs. Cleveland ...2 more at 4.	First Down Penalties	vs. L.A. Rams ...4 more at 0.	1/2	0
55%	12/26	at Cincinnati ...2 more at 55%.	Third Down Efficiency	at Cleveland	12/12	8%
7.5	10/11	vs. Indianapolis	Average Yards Per Play	vs. Cleveland ...1 more at 3.9.	11/28	3.9
251	9/19	vs. Kansas City	Total Net Yards Rushing	at Cincinnati	12/26	39
45	11/7	vs. Minnesota	Rushing Attempts	at Cincinnati	12/26	16
6.9	1/9	vs. Pittsburgh	Rushing Average Yards	at Cincinnati	12/26	2.4
3	10/17	vs. L.A. Chargers ...1 more at 3.	Rushing Touchdowns	vs. L.A. Rams ...4 more at 0.	1/2	0
437	10/11	vs. Indianapolis	Total Net Yards Passing	vs. Pittsburgh	1/9	132
43	11/11	at Miami ...1 more at 43.	Passing Attempts	vs. Kansas City	9/19	26
37	10/11	vs. Indianapolis	Passing Completions	vs. Pittsburgh ...1 more at 16.	1/9	16
4	10/11	vs. Indianapolis	Passing Touchdowns	vs. Pittsburgh ...2 more at 0.	1/9	0
9.7	10/11	vs. Indianapolis	Passing Yards Average	vs. Pittsburgh	1/9	3.8
4	11/28	vs. Cleveland	Passes Thrown for Interception	vs. Green Bay ...5 more at 0.	12/19	0
7	12/5	at Pittsburgh	Times Sacked	at Cincinnati ...2 more at 1.	12/26	1
43	11/21	at Chicago	Sack Yards Lost	vs. Green Bay	12/19	4
8	11/11	at Miami	Total Punts	vs. Green Bay	12/19	1
335	10/3	at Denver	Total Punt Yards	vs. Green Bay	12/19	42
50.8	12/5	at Pittsburgh	Punt Gross Average Yards	vs. Pittsburgh	1/9	38.3
43	10/17	vs. L.A. Chargers	Punt Net Average Yards	vs. Pittsburgh	1/9	34.1
4	9/13	at Las Vegas	Punt Returns	vs. L.A. Rams ...3 more at 0.	1/2	0
67	9/13	at Las Vegas	Punt Return Yards	vs. Pittsburgh ...5 more at 0.	1/9	0
21.3	10/3	at Denver	Punt Return Yards Average	vs. Pittsburgh ...5 more at 0.0.	1/9	0.0
5	1/9	vs. Pittsburgh ...1 more at 5.	Kickoff Returns	vs. Cleveland ...4 more at 0.	11/28	0
113	1/9	vs. Pittsburgh	Kickoff Return Yards	vs. Cleveland ...4 more at 0.	11/28	0
10	12/12	at Cleveland ...1 more at 10.	Total Penalties	vs. Pittsburgh	1/9	1
129	12/12	at Cleveland	Penalty Yards	vs. Pittsburgh	1/9	5
4	9/13	at Las Vegas	Total Fumbles	vs. Green Bay ...3 more at 0.	12/19	0
2	12/12	at Cleveland ...1 more at 2.	Fumbles Lost	at Cincinnati ...10 more at 0.	12/26	0
46:04	11/7	vs. Minnesota	Time of Possession	at Cincinnati	12/26	22:57
4	11/28	vs. Cleveland	Turnovers	vs. Green Bay ...2 more at 0.	12/19	0
76,490	10/3	at Denver	Attendance	at Detroit	9/26	50,788

TEAM SUPERLATIVES

HIGH	DATE	OPPONENT	DEFENSIVE CATEGORY	OPPONENT	DATE	LOW
41	12/26	at Cincinnati ...1 more at 41.	Points	vs. L.A. Chargers	10/17	6
21	12/26	at Cincinnati	Points in a Quarter	vs. Pittsburgh ...12 more at 0.	1/9	0
31	12/26	at Cincinnati	Points in a Half	at Cleveland ...4 more at 0.	12/12	0
5	12/26	at Cincinnati ...2 more at 5.	Total Touchdowns	vs. Pittsburgh ...3 more at 1.	1/9	1
80	9/13	at Las Vegas	Total Plays	vs. Kansas City	9/19	49
575	12/26	at Cincinnati	Total Net Yards	vs. L.A. Chargers	10/17	208
33	12/26	at Cincinnati	Total First Downs	vs. Minnesota	11/7	13
10	10/11	vs. Indianapolis	First Downs Rushing	vs. Cleveland ...1 more at 2.	11/28	2
26	12/26	at Cincinnati	First Downs Passing	vs. Minnesota	11/7	6
3	12/26	at Cincinnati ...3 more at 3.	First Down Penalties	vs. Pittsburgh ...2 more at 0.	1/9	0
56%	12/19	vs. Green Bay	Third Down Efficiency	vs. Kansas City	9/19	17%
8.3	10/24	vs. Cincinnati ...1 more at 8.3.	Average Yards Per Play	vs. L.A. Chargers	10/17	3.9
131	11/7	vs. Minnesota	Total Net Yards Rushing	vs. L.A. Chargers	10/17	26
30	1/9	vs. Pittsburgh	Rushing Attempts	vs. L.A. Chargers	10/17	12
6.2	10/3	at Denver	Rushing Average Yards	vs. L.A. Chargers	10/17	2.2
2	10/24	vs. Cincinnati ...2 more at 2.	Rushing Touchdowns	vs. Pittsburgh ...6 more at 0.	1/9	0
498	12/26	at Cincinnati	Total Net Yards Passing	at Denver	10/3	148
56	9/13	at Las Vegas	Passing Attempts	vs. Minnesota	11/7	28
37	12/26	at Cincinnati	Passing Completions	at Chicago	11/21	15
4	12/26	at Cincinnati	Passing Touchdowns	at Miami ...1 more at 0.	11/11	0
11.1	9/19	vs. Kansas City	Passing Yards Average	at Denver	10/3	3.5
2	1/2	vs. L.A. Rams	Passes Thrown for Interception	at Cincinnati ...8 more at 0.	12/26	0
5	10/3	at Denver	QB Sacks	at Cleveland ...2 more at 0.	12/12	0
30	10/3	at Denver	Sack Yards Lost	at Cleveland ...3 more at 0.	12/12	0
10	10/3	at Denver	Total Punts	at Cincinnati	12/26	0
491	10/3	at Denver	Total Punt Yards	at Cincinnati	12/26	0
54	10/24	vs. Cincinnati	Punt Gross Average Yards	vs. Pittsburgh	1/9	37.3
46	1/2	vs. L.A. Rams	Punt Net Average Yards	at Cincinnati	12/26	0
5	12/12	at Cleveland	Punt Returns	vs. Green Bay ...2 more at 0.	12/19	0
33	12/5	at Pittsburgh	Punt Return Yards	vs. Cleveland	11/28	-3
18.0	1/2	vs. L.A. Rams	Punt Return Yards Average	vs. Cleveland	11/28	-3.0
5	12/19	vs. Green Bay ...2 more at 5.	Kickoff Returns	at Miami ...2 more at 0.	11/11	0
121	11/7	vs. Minnesota	Kickoff Return Yards	at Miami ...2 more at 0.	11/11	0
11	11/11	at Miami	Total Penalties	vs. Cincinnati	10/24	1
107	11/7	vs. Minnesota	Penalty Yards	vs. Cincinnati	10/24	5
2	12/12	at Cleveland ...3 more at 2.	Total Fumbles	vs. Pittsburgh ...7 more at 0.	1/9	0
2	11/28	vs. Cleveland	Fumbles Lost	vs. Pittsburgh ...11 more at 0.	1/9	0
37:03	12/26	at Cincinnati	Time of Possession	at Chicago	11/21	21:10
3	1/2	vs. L.A. Rams	Turnovers	at Cincinnati ...5 more at 0.	12/26	0
76,490	10/3	at Denver	Attendance	at Detroit	9/26	50,788

INDIVIDUAL SUPERLATIVES

CATEGORY	2021 RAVENS INDIVIDUAL BEST	GAME	DATE	OPPONENT INDIVIDUAL BEST	GAME	DATE
Touchdowns	2 Mark Andrews ...4 more.	vs. GB	12/19	2 Tee Higgins ...5 more.	at CIN	12/26
Passes Attempted	43 Lamar Jackson ...1 more.	at MIA	11/11	56 Derek Carr	at LV	09/13
Passes Completed	37 Lamar Jackson	vs. IND	10/11	37 Joe Burrow	at CIN	12/26
Completion Percentage	86.0 Lamar Jackson	vs. IND	10/11	80.4 Joe Burrow	at CIN	12/26
Passing Yards	442 Lamar Jackson	vs. IND	10/11	525 Joe Burrow	at CIN	12/26
Yards Per Attempt	10.3 Lamar Jackson	vs. IND	10/11	12.2 Tua Tagovailoa	at MIA	11/11
Touchdown Passes	4 Lamar Jackson	vs. IND	10/11	4 Joe Burrow	at CIN	12/26
Receptions	11 Mark Andrews ...1 more.	at CLE	12/12	12 Tee Higgins	at CIN	12/26
Receiving Yards	147 Mark Andrews	vs. IND	10/11	201 Ja'Marr Chase	vs. CIN	10/24
Touchdown Receptions	2 Mark Andrews ...2 more.	vs. GB	12/19	2 Tee Higgins ...2 more.	at CIN	12/26
Rushing Yards	150 Latavius Murray	vs. PIT	01/09	110 Dalvin Cook	vs. MIN	11/07
Rushing Attempts	21 Lamar Jackson	vs. MIN	11/07	21 Najee Harris	at PIT	12/05
Rushing Average	9.4 Latavius Murray	vs. PIT	01/09	6.9 Javonte Williams	at DEN	10/03
Rushing Touchdowns	2 Tyler Huntley ...1 more.	vs. GB	12/19	2 Josh Jacobs	at LV	09/13
Yards From Scrimmage	150 Latavius Murray	vs. PIT	01/09	201 Ja'Marr Chase	vs. CIN	10/24
Combined Net Yards	156 Devin Duvernay	vs. IND	10/11	201 Ja'Marr Chase	vs. CIN	10/24
Interceptions Made	2 Chuck Clark	vs. LAR	01/02	2 Kyzir White ...1 more.	vs. LAC	10/17
Interceptions Thrown	4 Lamar Jackson	vs. CLE	11/28	2 Matthew Stafford	vs. LAR	01/02
INT Return Yards	21 Anthony Averett	at CLE	12/12	50 Tyrann Mathieu	vs. KC	09/19
Tackles	13 Patrick Queen	vs. GB	12/19	18 Eric Kendricks	vs. MIN	11/07
Sacks	2.0 Tyus Bowser ...1 more.	at CHI	11/21	3.5 T.J. Watt ...1 more.	at PIT	12/05
Punts	8 Sam Koch	at MIA	11/11	10 Sam Martin	at DEN	10/03
Punts Inside the 20	4 Sam Koch	at MIA	11/11	4 Sam Martin	at DEN	10/03
Punting Average	50.8 Sam Koch	at PIT	12/05	54.0 Kevin Huber	vs. CIN	10/24
Punt Returns	4 Devin Duvernay	at LV	09/13	4 Ray-Ray McCloud	at PIT	12/05
Punt Return Yards	67 Devin Duvernay	at LV	09/13	33 Ray-Ray McCloud	at PIT	12/05
Kickoff Returns	5 Devin Duvernay ...1 more.	vs. PIT	01/09	3 Ray-Ray McCloud ...4 more.	vs. PIT	01/09
Kickoff Return Yards	113 Devin Duvernay	vs. PIT	01/09	121 Kene Nwangwu	vs. MIN	11/07
Field Goals Attempted	5 Justin Tucker	at DET	09/26	4 Rodrigo Blankenship	vs. IND	10/11
Field Goals Made	4 Justin Tucker ...1 more.	vs. LAR	01/02	3 Chris Boswell ...1 more.	vs. PIT	01/09

CATEGORY	2021 RAVENS LONGEST PLAYS	GAME	DATE	OPPONENT INDIVIDUAL	GAME	DATE
Run From Scrimmage	46 Latavius Murray	vs. PIT	01/09	66 Dalvin Cook	vs. MIN	11/07
Touchdown Run	46 Latavius Murray	vs. PIT	01/09	46 Samaje Perine	vs. CIN	10/24
Passing Long	49 Lamar Jackson ...1 more.	at DEN	10/03	82 Joe Burrow	vs. CIN	10/24
Touchdown Pass Long	49 Lamar Jackson	at DEN	10/03	82 Joe Burrow	vs. CIN	10/24
Longest Reception	49 Marquise Brown ...1 more.	at DEN	10/03	82 Ja'Marr Chase	vs. CIN	10/24
Touchdown Reception	49 Marquise Brown	at DEN	10/03	82 Ja'Marr Chase	vs. CIN	10/24
Interception Return	21 Anthony Averett	at CLE	12/12	34 Jordan Fuller ...1 more.	vs. LAR	01/02
Longest INT Return for TD	17 Chuck Clark	vs. LAR	01/02	34 Tyrann Mathieu	vs. KC	09/19
Longest Own Fumble Return	2 Devin Duvernay	vs. KC	09/19			
Longest Opponent's Fumble Return				49 Xavien Howard	at MIA	11/11
Punt Return	42 Devin Duvernay	at DEN	10/03	23 Ray-Ray McCloud	vs. PIT	01/09
Kickoff Return	47 Devin Duvernay	vs. LAC	10/17	98 Kene Nwangwu	vs. MIN	11/07
Punt	61 Sam Koch	vs. LAR	01/02	69 Ty Long	vs. LAC	10/17
Field Goal	66 Justin Tucker	at DET	09/26	55 Daniel Carlson	at LV	09/13
Field Goal Attempt	66 Justin Tucker	at DET	09/26	56 Matt Gay	vs. LAR	01/02

TURNOVER TABLE

DATE	OPPONENT	FORCED TURNOVERS			TURNOVERS CONVERTED					OUTCOME	
		FUM	INTS	TOTAL	TD	FG	PTS.	PTS. PCT.	TD PCT.	NET DIFF.	RESULT
09/13	Baltimore	0	1	1	0	0	0	0.0	0.0	-1	L
	at Las Vegas	2	0	2	2	0	13	100.0	100.0	+1	W
09/19	Baltimore	1	1	2	1	0	6	50.0	100.0	0	W
	Kansas City	0	2	2	1	0	7	50.0	100.0	0	L
09/26	Baltimore	0	0	0	0	0	0	0.0	0.0	-1	W
	at Detroit	0	1	1	0	1	3	100.0	0.0	+1	L
10/03	Baltimore	0	1	1	0	0	0	0.0	0.0	+1	W
	at Denver	0	0	0	0	0	0	0.0	0.0	-1	L
10/11	Baltimore	1	0	1	0	0	0	0.0	0.0	0	W
	Indianapolis	1	0	1	1	0	6	100.0	100.0	0	L
10/17	Baltimore	0	1	1	0	0	0	0.0	0.0	-1	W
	L.A. Chargers	0	2	2	1	0	6	50.0	100.0	+1	L
10/24	Baltimore	0	1	1	0	0	0	0.0	0.0	+1	L
	Cincinnati	0	0	0	0	0	0	0.0	0.0	-1	W
11/07	Baltimore	0	0	0	0	0	0	0.0	0.0	-2	W
	Minnesota	0	2	2	0	1	3	50.0	0.0	+2	L
11/11	Baltimore	0	0	0	0	0	0	0.0	0.0	-2	L
	at Miami	1	1	2	1	0	6	50.0	100.0	+2	W
11/21	Baltimore	1	0	1	0	1	3	100.0	0.0	0	W
	at Chicago	0	1	1	0	0	0	0.0	0.0	0	L
11/28	Baltimore	2	0	2	0	0	0	0.0	0.0	-2	W
	Cleveland	0	4	4	0	1	3	25.0	0.0	+2	L
12/05	Baltimore	0	0	0	0	0	0	0.0	0.0	-1	L
	at Pittsburgh	0	1	1	0	0	0	0.0	0.0	+1	W
12/12	Baltimore	0	1	1	0	1	3	100.0	0.0	-1	L
	at Cleveland	2	0	2	1	0	7	50.0	100.0	+1	W
12/19	Baltimore	0	0	0	0	0	0	0.0	0.0	0	L
	Green Bay	0	0	0	0	0	0	0.0	0.0	0	W
12/26	Baltimore	0	0	0	0	0	0	0.0	0.0	-1	L
	at Cincinnati	0	1	1	0	0	0	0.0	0.0	+1	W
01/02	Baltimore	1	2	3	1	2	13	100.0	33.3	+1	L
	L.A. Rams	1	1	2	1	0	7	50.0	100.0	-1	W
01/09	Baltimore	0	1	1	0	0	0	0.0	0.0	-2	L
	Pittsburgh	1	2	3	0	1	3	33.3	0.0	+2	W
RAVENS		6	9	15	2	4	25	40.0	33.3	-11	8-9
OPPONENTS		8	18	26	8	4	64	46.2	66.7	+11	9-8



INSIDE THE 20

RAVENS																		
Date	Opponent	Pos	TD	PAT	2-Pt.	Miss PAT	FG	FGA	Blk/MFG	INT	Fum	Dwns	Drive Ends			TD%	Score Pct.	Pts/Poss
09/13	at Las Vegas	2	2	2	0	0	0	0	0	0	0	0	0	0	14	100.0	100.0	7.0
09/19	Kansas City	4	4	2	0	0	0	0	0	0	0	0	0	0	26	100.0	100.0	6.5
09/26	at Detroit	2	1	1	0	0	1	1	0	0	0	0	0	0	10	50.0	100.0	5.0
10/03	at Denver	3	1	1	0	0	2	2	0	0	0	0	0	0	13	33.3	100.0	4.3
10/11	Indianapolis	5	3	0	2	0	1	1	0	0	1	0	0	0	25	60.0	80.0	5.0
10/17	L.A. Chargers	5	4	4	0	0	1	1	0	0	0	0	0	0	31	80.0	100.0	6.2
10/24	Cincinnati	1	1	1	0	0	0	0	0	0	0	0	0	0	7	100.0	100.0	7.0
11/07	Minnesota	6	4	4	0	0	2	2	0	0	0	0	0	0	34	66.7	100.0	5.7
11/11	at Miami	2	1	1	0	0	0	0	0	1	0	0	0	0	7	50.0	50.0	3.5
11/21	at Chicago	3	1	1	0	0	2	2	0	0	0	0	0	0	13	33.3	100.0	4.3
11/28	Cleveland	2	1	1	0	0	1	1	0	0	0	0	0	0	10	50.0	100.0	5.0
12/05	at Pittsburgh	5	2	1	0	0	2	2	0	1	0	0	0	0	19	40.0	80.0	3.8
12/12	at Cleveland	3	2	1	0	0	0	0	0	0	1	0	0	0	13	66.7	66.7	4.3
12/19	Green Bay	6	4	3	0	0	1	1	0	0	0	1	0	0	30	66.7	83.3	5.0
12/26	at Cincinnati	3	3	3	0	0	0	0	0	0	0	0	0	0	21	100.0	100.0	7.0
01/02	L.A. Rams	2	0	0	0	0	2	2	0	0	0	0	0	0	6	0.0	100.0	3.0
01/09	Pittsburgh	2	0	0	0	0	1	1	0	1	0	0	0	0	3	0.0	50.0	1.5
TOTALS		56	34	26	2	0	16	16	0	3	2	1	0	0	282	60.7	89.3	5.0

OPPONENT																		
Date	Opponent	Pos	TD	PAT	2-Pt.	Miss PAT	FG	FGA	Blk/MFG	INT	Fum	Dwns	Drive Ends			TD%	Score Pct.	Pts/Poss
09/13	at Las Vegas	6	3	3	0	0	1	1	0	1	0	1	0	0	24	50.0	66.7	4.0
09/19	Kansas City	1	1	1	0	0	0	0	0	0	0	0	0	0	7	100.0	100.0	7.0
09/26	at Detroit	3	2	2	0	0	1	1	0	0	0	0	0	0	17	66.7	100.0	5.7
10/03	at Denver	2	1	1	0	0	0	0	0	1	0	0	0	0	7	50.0	50.0	3.5
10/11	Indianapolis	4	1	0	0	0	1	2	1	0	1	0	0	0	9	25.0	50.0	2.3
10/17	L.A. Chargers	2	1	0	0	1	0	0	0	0	0	1	0	0	6	50.0	50.0	3.0
10/24	Cincinnati	2	0	0	0	0	1	1	0	1	0	0	0	0	3	0.0	50.0	1.5
11/07	Minnesota	3	2	2	0	0	1	1	0	0	0	0	0	0	17	66.7	100.0	5.7
11/11	at Miami	4	1	1	0	0	3	3	0	0	0	0	0	0	16	25.0	100.0	4.0
11/21	at Chicago	1	0	0	0	0	0	1	1	0	0	0	0	0	0	0.0	0.0	0.0
11/28	Cleveland	0	0	0	0	0	0	0	0	0	0	0	0	0	0	0.0	0.0	0.0
12/05	at Pittsburgh	1	1	0	1	0	0	0	0	0	0	0	0	0	8	100.0	100.0	8.0
12/12	at Cleveland	2	2	2	0	0	0	0	0	0	0	0	0	0	14	100.0	100.0	7.0
12/19	Green Bay	5	4	4	0	0	1	1	0	0	0	0	0	0	31	80.0	100.0	6.2
12/26	at Cincinnati	7	4	4	0	0	2	2	0	0	0	0	0	1	34	57.1	85.7	4.9
01/02	L.A. Rams	4	3	2	0	0	0	0	0	0	1	0	0	0	20	75.0	75.0	5.0
01/09	Pittsburgh	3	1	1	0	0	2	2	0	0	0	0	0	0	13	33.3	100.0	4.3
TOTALS		50	27	23	1	1	13	15	2	3	2	2	0	1	226	54.0	80.0	4.5

FIRST DOWNS GAINED

PLAYER	RUSH	REC.	TOTAL	3RD DOWN CONVERSION	4TH DOWN CONVERSION
Mark Andrews	0	75	75	15	4
Lamar Jackson	48	0	48	13	4
Marquise Brown	1	41	42	10	0
Devonta Freeman	31	9	40	5	1
Latavius Murray	36	2	38	7	0
Rashod Bateman	0	29	29	6	1
Tyler Huntley	22	0	22	3	5
Devin Duvernay	3	14	17	6	0
Sammy Watkins	0	17	17	4	1
Ty'Son Williams	8	4	12	1	1
James Proche II	0	10	10	6	0
Le'Veon Bell	8	0	8	3	0
Patrick Ricard	2	3	5	2	1
Josh Oliver	0	4	4	0	0
Tylan Wallace	0	1	1	1	0
Team (by penalty)	--	--	26	--	--
2021 TOTALS	159	209	394	82	18

COMPLETIONS BY DISTANCE

2021 REGULAR SEASON

DATE	OPPONENT	QUARTERBACK	LOSS	0-9	10-19	20-29	30-39	40-49	50+
09/13	at Las Vegas	Jackson	--	10	5 (1)	3	--	1	--
09/19	Kansas City	Jackson	1	7	6	3	--	1 (1)	--
09/26	at Detroit	Jackson	--	6	4 (1)	3	2	1	--
10/03	at Denver	Jackson	--	10	7	2	2	1 (1)	--
10/11	Indianapolis	Jackson	--	20 (3)	12	4	--	1 (1)	--
10/17	L.A. Chargers	Jackson	--	13 (1)	4	2	--	--	--
10/24	Cincinnati	Jackson	--	4	5	4	2 (1)	--	--
		Huntley	1	1	3	--	--	--	--
11/07	Minnesota	Jackson	1	15 (3)	7	4	--	--	--
11/11	at Miami	Jackson	--	18 (1)	6	1	1	--	--
11/21	at Chicago	Huntley	2	15	7	2	--	--	--
11/28	Cleveland	Jackson	1	14	4 (1)	--	1	--	--
12/05	at Pittsburgh	Jackson	--	11 (1)	10	2	--	--	--
12/12	at Cleveland	Huntley	1	16 (1)	5	2	3	--	--
		Jackson	1	2	1	--	--	--	--
12/19	Green Bay	Huntley	--	23 (2)	3	1	--	1	--
12/26	at Cincinnati	Johnson	2	10 (1)	14 (1)	2	--	--	--
01/02	L.A. Rams	Huntley	--	11	8	--	1	--	--
01/09	Pittsburgh	Huntley	--	9	6	1	--	--	--
PLAYER TOTALS		Jackson	4	130 (9)	71 (3)	28	8 (1)	5 (3)	--
		Huntley	4	75 (3)	32	6	4	1	--
		Johnson	2	10 (1)	14 (1)	2	--	--	--
TEAM TOTALS			10	215 (13)	117 (4)	36	12 (1)	6 (3)	--

THE LAST TIME IT HAPPENED

BY RAVENS		BY OPPONENT
RUSHING		
* Never Has Happened *	300 YARDS RUSHING	* Never Has Happened *
204 YDs, Ray Rice @ Cleveland, 12/04/11	200 YARDS RUSHING	* Never Has Happened *
150 YDs, Latavius Murray vs. Pittsburgh, 01/09/22	100 YARDS RUSHING	110 YDs, Dalvin Cook vs. Minnesota, 11/07/21
150 YDs, Latavius Murray vs. Pittsburgh, 01/09/22	75+ YARD RUSHING	110 YDs, Dalvin Cook vs. Minnesota, 11/07/21
* Never Has Happened *	FIVE TOUCHDOWNS RUSHING	* Never Has Happened *
* Never Has Happened *	FOUR TOUCHDOWNS RUSHING	* Never Has Happened *
3 TDs, Mark Ingram II: (2, 19, 1) @ Kansas City, 09/22/19	THREE TOUCHDOWNS RUSHING	3 TDs, Nick Chubb: (14, 2, 88) vs. Cleveland, 09/29/19
2 TDs, Tyler Huntley: (3, 8) vs. Green Bay, 12/19/21	TWO TOUCHDOWNS RUSHING	2 TDs, Josh Jacobs: (2, 15) @ Las Vegas, 09/13/21
Lamar Jackson: (5, 17)/Gus Edwards: (11, 19) @ Cleveland, 12/14/20	TWO PLAYERS WITH TWO TD RUSHING	* Never Has Happened *
404 YDs, Baltimore 38, Cincinnati 3 @ Cincinnati, 01/03/21	OVER 400 YARDS RUSHING (TEAM)	* Never Has Happened *
308 YDs, Baltimore 48, Detroit 3 vs. Detroit, 12/13/09	300-399 YARDS RUSHING (TEAM)	* Never Has Happened *
249 YDs, Pittsburgh 16, Baltimore 13 vs. Pittsburgh, 01/09/22	200-299 YARDS RUSHING (TEAM)	231 YDs, Chicago 27, Baltimore 24 vs. Chicago, 10/15/17
RECEIVING		
115 YDs/103 YDs, Mark Andrews/Rashod Bateman @ Cleveland, 12/12/21	TWO 100-YARD RECEIVERS	194 YDs/125 YDs, Tee Higgins/Ja'Marr Chase @ Cincinnati, 12/26/21
258 YDs, Qadry Ismail @ Pittsburgh, 12/12/99	200 YARDS RECEIVING	201 YDs, Ja'Marr Chase vs. Cincinnati, 10/24/21
186 YDs, Steve Smith vs. Cincinnati, 09/27/15	150 YARDS RECEIVING	194 YDs, Tee Higgins vs. Baltimore, 12/26/21
125 YDs, Mark Andrews @ Cincinnati, 12/26/21	100 YARDS RECEIVING	194 YDs/125 YDs, Tee Higgins/Ja'Marr Chase @ Cincinnati, 12/26/21
* Never Has Happened *	FIVE TOUCHDOWN RECEPTIONS	* Never Has Happened *
4 TDs, Marcus Robinson: (13, 50, 25, 9) vs. Seattle, 11/23/03	FOUR TOUCHDOWN RECEPTIONS	* Never Has Happened *
3 TDs, Torrey Smith: (74, 41, 18) @ St. Louis, 09/25/11	THREE TOUCHDOWN RECEPTIONS	3 TDs, A.J. Green: (4, 32, 7) @ Cincinnati, 09/13/18
2 TDs, Mark Andrews: (8, 9) vs. Green Bay, 12/19/21	TWO TOUCHDOWN RECEPTIONS	2 TDs, Tee Higgins: (1, 10) @ Cincinnati, 12/26/21
Marquise Brown: (43, 5)/Mark Andrews: (5, 4) vs. Indianapolis, 10/11/21	TWO PLAYERS WITH TWO TD RECEPTIONS	Doug Baldwin: (14, 22, 16)/Tyler Lockett: (8, 49) vs. Seattle, 12/13/15
PASSING		
* Never Has Happened *	500 YARDS PASSING	525 YDs, Joe Burrow @ Cincinnati, 12/26/21
442 YDs, Lamar Jackson vs. Indianapolis, 10/11/21	400 YARDS PASSING	525 YDs, Joe Burrow @ Cincinnati, 12/26/21
304 YDs, Josh Johnson @ Cincinnati, 12/26/21	300 YARDS PASSING	309 YDs, Matthew Stafford vs. L.A. Rams, 01/02/22
* Never Has Happened *	SEVEN TOUCHDOWN PASSES	7 TDs, Peyton Manning: (24, 23, 28, 5, 2, 26, 78) @ Denver, 09/05/13
* Never Has Happened *	SIX TOUCHDOWN PASSES	6 TDs, Ben Roethlisberger: (5, 19, 47, 54, 18, 33) @ Pittsburgh, 11/02/14
5 TDs, Lamar Jackson: (5, 1, 24, 33, 10) vs. N.Y. Jets, 12/12/19	FIVE TOUCHDOWN PASSES	5 TDs, Russell Wilson: (8, 14, 22, 49, 16) vs. Seattle, 12/13/15
4 TDs, Lamar Jackson: (43, 5, 4, 5) vs. Indianapolis, 10/11/21	FOUR TOUCHDOWN PASSES	4 TDs, Joe Burrow: (68, 9, 1, 10) @ Cincinnati, 12/26/21
3 TDs, Lamar Jackson: (5, 1, 5) vs. Minnesota, 11/07/21	THREE TOUCHDOWN PASSES	4 TDs, Joe Burrow: (68, 9, 1, 10) @ Cincinnati, 12/26/21
56 ATT., Joe Flacco @ Cleveland, 10/07/18	50+ PASS ATTEMPTS	56 ATT., Derek Carr @ Las Vegas, 09/13/21

THE LAST TIME IT HAPPENED

40 ATT., Josh Johnson @ Cincinnati, 12/26/21	40+ PASS ATTEMPTS	44 ATT., Ben Roethlisberger vs. Pittsburgh, 01/09/22
4 INTs, Lamar Jackson vs. Cleveland, 11/28/21	FOUR INTERCEPTIONS THROWN	4 INTs, Andy Dalton @ Cincinnati, 09/10/17
4 INTs, Lamar Jackson vs. Cleveland, 11/28/21	THREE INTERCEPTIONS THROWN	3 INTs, Baker Mayfield vs. Cleveland, 12/30/18
2 INTs, Tyler Huntley vs. Pittsburgh, 01/09/22	TWO INTERCEPTIONS THROWN	2 INTs, Matthew Stafford vs. L.A. Rams, 01/02/22

BY RAVENS	COMBINED YARDS		BY OPPONENT
-----------	----------------	--	-------------

107 YDs/324 YDs, Mark Ingram II/Lamar Jackson @ Miami, 09/08/19	100-YARD RUSHER AND 300-YARD PASSER	165 YDs/342 YDs, Nick Chubb/Baker Mayfield vs. Cleveland, 09/29/19
125 YDs/304 YDs, Mark Andrews/Josh Johnson @ Cincinnati, 12/26/21	100-YARD RECEIVER AND 300-YARD PASSER	194/125 YDs/525 YDs, Tee Higgins/Ja'Marr Chase/Joe Burrow @ Cincinnati, 12/26/21
120 YDs/116 YDs, Lamar Jackson/Marquise Brown vs. Minnesota, 11/07/21	100-YARD RUSHER AND 100-YARD RECEIVER	133 YDs/113 YDs, Derrick Henry/Corey Davis vs. Tennessee, 11/22/20
107 YDs/324 YDs/108 YDs, Mark Ingram II/Lamar Jackson Mark Andrews @ Miami, 09/08/19	100-YARD RUSHER, 300-YARD PASSER, 100-YARD RECEIVER	165 YDs/342 YDs/167 YDs, Nick Chubb/Baker Mayfield Jarvis Landry vs. Cleveland, 09/29/19

BY RAVENS	DEFENSE		BY OPPONENT
-----------	---------	--	-------------

17 YDs, Chuck Clark: (2:03)(Shotgun) 9-M. Stafford pass short middle intended for 89-T. Higbee INTERCEPTED by 36-C. Clark at LA 17, 36-C. Clark for 17 yards, TOUCHDOWN vs. Los Angeles Rams, 01/03/22	INTERCEPTED PASS RETURNED FOR A TOUCHDOWN	34 YDs, Tyrann Mathieu: (14:19) (Shotgun) 8-L.Jackson pass short right intended for 14-S.Watkins INTERCEPTED by 32-T.Mathieu at BLT 34. 32-T.Mathieu for 34 yards, TOUCHDOWN. vs. Kansas City, 09/19/21
65 YDs, Chuck Clark: (1:28) (Shotgun) 28-J.Taylor right end to BLT 36 for 9 yards (40-M.Harrison, 24-M.Peters). FUMBLES (24-M.Peters), RECOVERED by BLT-36-C.Clark at BLT 35. 36-C.Clark for 65 yards, TOUCHDOWN. @ Indianapolis, 11/08/20	FUMBLE RETURNED FOR A TOUCHDOWN	15 YDs, Myles Garrett: (:58) (Shotgun) T.Huntley sacked at BLT 12 for -8 yards (M.Garrett). FUMBLES (M.Garrett), RECOVERED by CLV-M.Garrett at BLT 15. M.Garrett for 15 yards, TOUCHDOWN. @ Cleveland, 12/12/21
Matthew Judon: (11:01) 15-G.Minshew II sacked in End Zone for -3 yards, SAFETY (99-M.Judon). vs. Jacksonville, 12/20/20	SAFETY SCORED	Malcom Brown: (10:53) 30-K.Dixon right tackle tackled in End Zone for -1 yards, SAFETY (90-M.Brown, 23-P.Chung). @ New England, 12/12/16
Baltimore 21, Tennessee 0 @ Tennessee, 10/14/18	SHUTOUT	Tampa Bay 25, Baltimore 0 vs. Tampa Bay, 09/15/02
4.0 SK, Peter Boulware vs. Minnesota, 01/07/02	FOUR SACK GAME	4.0 SK, Antwan Barnes @ San Diego, 12/18/11
3.0 SK, Calais Campbell @ Philadelphia, 10/18/20	THREE SACK GAME	3.5 SK, T.J. Watt @ Pittsburgh, 12/05/21
2.0 SK, Tyus Bowser @ Chicago, 11/21/21	TWO SACK GAME	2.0 SK, Von Miller vs. L.A. Rams, 01/02/22
89t YDs, Marcus Peters @ Cincinnati, 11/10/19	70+ YARD INTERCEPTION RETURN	89t YDs, Darqueze Dennard vs. Cincinnati, 12/31/17
2 INTs, Chuck Clark vs. L.A. Rams, 01/02/22	TWO INTERCEPTIONS	2 INTs, Kyzir White vs. L.A. Chargers, 10/17/21
* Never Has Happened *	THREE INTERCEPTIONS	3 INTs, Anthony Henry vs. Cleveland, 11/18/01
* Never Has Happened *	FOUR INTERCEPTIONS	* Never Has Happened *
90 YDs, Pittsburgh 19, Baltimore 14 @ Pittsburgh, 12/02/20	LESS THAN 100 NET PASSING YARDS	48 YDs, Baltimore 38, Cincinnati 3 @ Cincinnati, 01/03/21
131 YDs, Baltimore 26, Atlanta 16 @ Atlanta, 12/02/18	LESS THAN 150 YARDS NET OFFENSE	146 YDs, Jacksonville 12, Baltimore 7 @ Jacksonville, 10/24/11
195 YDs, Baltimore 38, Cincinnati 3 @ Cincinnati, 01/03/21	LESS THAN 200 YARDS NET OFFENSE	186 YDs, Jacksonville 44, Baltimore 7 @ Jacksonville, 09/24/17
290 YDs, Cleveland 24, Baltimore 22 @ Cleveland, 12/12/21	LESS THAN 300 YARDS NET OFFENSE	299 YDs, Baltimore 16, Chicago 13 @ Chicago, 11/21/21
3 TO, L.A. Rams 20, Baltimore 19 vs. L.A. Rams, 01/02/22	FORCED THREE+ TURNOVERS	3 TO, Pittsburgh 16, Baltimore 13 vs. Pittsburgh, 01/09/22

BY RAVENS	SPECIAL TEAMS		BY OPPONENT
-----------	---------------	--	-------------

THE LAST TIME IT HAPPENED

93 YDs, Devin Duvernay: 7-H.Butker kicks 58 yards from KC 35 to BLT 7. 13-D.Duvernay for 93 yards, TOUCHDOWN. vs. Kansas City, 09/28/20

KICKOFF RETURNED FOR A TOUCHDOWN

98 YDs, Kene Nwangwu: 9-J.Tucker kicks 63 yards from BLT 35 to MIN 02. 26-K.Nwangwu for 98 yards, TOUCHDOWN. vs. Minnesota, 11/07/21

70 YDs, Cyrus Jones: (13:01) (Punt formation) 5-J.Townsend punts 52 yards to BLT 30, Center-47-T.Sieg. 27-C.Jones for 70 yards, TOUCHDOWN. vs. Oakland, 11/25/18

PUNT RETURNED FOR A TOUCHDOWN

85 YDs, Jamison Crowder: (5:11) (Punt formation) 4-S.Koch punts 45 yards to WAS 15, Center-46-M.Cox. 80-J.Crowder for 85 yards, TOUCHDOWN. vs. Washington, 10/09/16

Brent Urban: (:03) 6-T.Coons 51 yard field goal is BLOCKED (96-B.Urban), Center-47-C.Hughlett, Holder-8-A.Lee, RECOVERED by BLT-33-W.Hill at BLT 36. 33-W.Hill for 64 yards, TOUCHDOWN. @ Cleveland, 11/30/15

BLOCKED FIELD GOAL RETURNED FOR A TOUCHDOWN

* Never Has Happened *

Javorius Allen: (13:44) (Punt formation) 4-J.Berry punt is BLOCKED by 37-J.Allen, Center-60-G.Warren, RECOVERED by BLT-10-C.Moore at PIT 14. 10-C.Moore for 14 yards, TOUCHDOWN. vs. Pittsburgh, 11/06/16

BLOCKED PUNT RETURNED FOR A TOUCHDOWN

Tarell Basham: (12:13) (Punt formation) 4-S.Koch punt is BLOCKED by 93-T.Basham, Center-46-M.Cox, RECOVERED by NYJ-49-B.Bello at BLT 14. 49-B.Bello for 14 yards, TOUCHDOWN. vs. N.Y. Jets, 12/12/19

66 YDs, Justin Tucker: (:03) 9-J.Tucker 66 yard field goal is GOOD, Center-46-N.Moore, Holder-4-S.Koch. @ Detroit, 09/26/21

MADE FIELD GOAL OF 60 YARDS OR LONGER

* Never Has Happened *

55 YDs, Justin Tucker: (2:10) 9-J.Tucker 55 yard field goal is GOOD, Center-46-N.Moore, Holder-4-S.Koch. @ Cleveland, 12/12/21

MADE FIELD GOAL OF 50-59 YARDS

53 YDs, Chris Boswell: (:32) 9-C.Boswell 53 yard field goal is GOOD, Center-46-C.Kuntz, Holder-6-P.Harvin. @ Pittsburgh, 12/05/21

48 YDs, Justin Tucker: (:05) (Field Goal formation) 9-J.Tucker 48 yard field goal is BLOCKED (21-D.Ward), Center-46-M.Cox, Holder-4-S.Koch, recovered by BLT-46-M.Cox at CLV 7. @ Cleveland, 10/07/18

BLOCKED FIELD GOAL

37 YDs, Rodrigo Blankenship: (4:37) 3-R.Blankenship 37 yard field goal is BLOCKED (93-C.Campbell), Center-46-L.Rhodes, Holder-8-R.Sanchez, RECOVERED by BLT-23-A.Averett at BLT 25. vs. Indianapolis, 10/11/21

Sam Koch: (12:13) (Punt formation) 4-S.Koch punt is BLOCKED by 93-T.Basham, Center-46-M.Cox, RECOVERED by NYJ-49-B.Bello at BLT 14. 49-B.Bello for 14 yards, TOUCHDOWN. vs. N.Y. Jets, 12/12/19

BLOCKED PUNT

Jordan Berry: (13:44) (Punt formation) 4-J.Berry punt is BLOCKED by 37-J.Allen, Center-60-G.Warren, RECOVERED by BLT-10-C.Moore at PIT 14. 10-C.Moore for 14 yards, TOUCHDOWN. vs. Pittsburgh, 11/06/16

Justin Tucker: 9-J.Tucker extra point is No Good, Wide Left, Center-46-M.Cox, Holder-4-S.Koch. vs. N.Y. Jets, 12/12/19

MISSED POINT AFTER TOUCHDOWN ATTEMPT

Chris Boswell: 9-C.Boswell extra point is No Good, Wide Left, Center-46-C.Kuntz, Holder-6-P.Harvin. @ Pittsburgh, 12/05/21

Patrick Murray [Lawrence Guy blocked]: 2-P.Murray extra point is Blocked (93-L.Guy), Center-47-C.Hughlett, Holder-4-B.Colquitt. DEFENSIVE TWO-POINT ATTEMPT. 36-T.Young recovered the blocked kick. ATTEMPT SUCCEEDS. @ Cleveland, 09/18/16

POINT AFTER TOUCHDOWN ATTEMPT BLOCKED

Justin Tucker [Vincent Taylor blocked]: 9-J.Tucker extra point is Blocked (96-V.Taylor), Center-46-M.Cox, Holder-4-S.Koch. DEFENSIVE TWO-POINT ATTEMPT. 20-T.Thomas recovered the blocked kick. ATTEMPT FAILS. @ Cleveland, 12/14/20

Chuck Clark: 9-J.Tucker kicks onside 6 yards from BLT 35 to BLT 41. RECOVERED by BLT-36-C.Clark. @ Cleveland, 12/12/21

SUCCESSFUL ONSIDE KICK

Johnathan Cyprien: 10-J.Scobee kicks onside 17 yards from JAX 35 to BLT 48. RECOVERED by JAX-37-J.Cyprien. vs. Jacksonville, 12/14/14

6 FG, Justin Tucker: (29, 24, 32, 49, 53, 61) @ Detroit, 12/16/13

SIX FIELD GOALS

6 FG, Kai Forbath: (52, 51, 43, 43, 34, 32) @ Minnesota, 10/22/17

5 FG, Justin Tucker: (48, 29, 48, 45, 39) vs. San Diego, 11/01/15

FIVE FIELD GOALS

6 FG, Kai Forbath: (52, 51, 43, 43, 34, 32) @ Minnesota, 10/22/17

4 FG, Justin Tucker: (22, 46, 46, 34) vs. L.A. Rams, 01/02/22

FOUR FIELD GOALS

4 FG, Chris Boswell: (52, 43, 24, 46) @ Pittsburgh, 12/10/17

4 FG, Justin Tucker: (22, 46, 46, 34) vs. L.A. Rams, 01/02/22

THREE FIELD GOALS

3 FG, Chris Boswell: (28, 40, 36) vs. Pittsburgh, 01/09/22

73 yds, Sam Koch @ New Orleans, 11/24/14

70+ YARD PUNT

72 yds, Kevin Huber @ Cincinnati, 01/03/21

BY RAVENS

BY OPPONENT

TEAM/MISCELLANEOUS

500 YDs, Baltimore 500, Minnesota 318 vs. Minnesota, 11/07/21

500 TOTAL YARDS OF OFFENSE

575 YDs, Cincinnati 575, Baltimore 334 @ Cincinnati, 12/26/21

406 YDs, Baltimore 406, Denver 254 @ Denver, 10/03/21

400-499 TOTAL YARDS OF OFFENSE

405 YDs, Baltimore 481, Kansas City 405 vs. Kansas City, 09/19/21

THE LAST TIME IT HAPPENED

ST: (11:20) (Shotgun) L.Jackson pass short right to M.Crabtree for 8 yards, TOUCHDOWN.ST: (8:16) L.Jackson left end for 5 yards, TOUCHDOWN.DEF: (6:11) (No Huddle, Shotgun) D.Carr sacked at OAK 33 for -5 yards (M.Judon). FUMBLES (M.Judon) [M.Judon], RECOVERED by BLT-T.Suggs at OAK 43. T.Suggs for 43 yards, TOUCHDOWN. Suggs' 3rd career touchdown.OFF: (13:01) (Punt formation) J.Townsend punts 52 yards to BLT 30, Center-T.Sieg. C.Jones for 70 yards, TOUCHDOWN. vs. Oakland, 11/25/18

* Never Has Happened *

TOUCHDOWN ON OFFENSE, DEFENSE AND SPECIAL TEAMS

Lamar Jackson/Lamar Jackson: TWO-POINT CONVERSION ATTEMPT. 8-L.Jackson pass to 89-M.Andrews is complete. ATTEMPT SUCCEEDS.TWO-POINT CONVERSION ATTEMPT. 8-L.Jackson pass to 89-M.Andrews is complete. ATTEMPT SUCCEEDS. vs. Indianapolis, 10/11/21

MADE TWO-POINT CONVERSION

Ben Roethlisberger: TWO-POINT CONVERSION ATTEMPT. 7-B.Roethlisberger pass to 88-P.Freiermuth is complete. ATTEMPT SUCCEEDS. @ Pittsburgh, 12/05/21

Tyler Huntley: TWO-POINT CONVERSION ATTEMPT. 2-T.Huntley pass to 89-M.Andrews is incomplete. ATTEMPT FAILS. vs. Green Bay, 12/19/21

FAILED TWO-POINT CONVERSION

Matthew Stafford: (Pass formation) TWO-POINT CONVERSION ATTEMPT. 9-M.Stafford pass to 3-O.Beckham is complete. ATTEMPT FAILS. vs. L.A. Rams, 01/02/22

Baltimore 59, Miami 10 @ Miami, 09/08/19

50 POINTS

* Never Has Happened *

Baltimore 40, Jacksonville 14 vs. Jacksonville, 12/20/20

40 POINTS

Cincinnati 41, Baltimore 21 @ Cincinnati, 12/26/21

Baltimore 34, Minnesota 31 vs. Minnesota, 11/07/21

OVERTIME WIN

Pittsburgh 16, Baltimore 13 vs. Pittsburgh, 01/09/22

Pittsburgh 16, Baltimore 13 vs. Pittsburgh, 01/09/22

OVERTIME LOSS

Baltimore 34, Minnesota 31 vs. Minnesota, 11/07/21

Baltimore 10, Philadelphia 10 vs. Philadelphia, 11/16/97

OVERTIME TIE

Baltimore 10, Philadelphia 10 vs. Philadelphia, 11/16/97

0 TO, Green Bay 31, Baltimore 30 vs. Green Bay, 12/19/21

NO TURNOVERS

0 TO, Cincinnati 41, Baltimore 21 @ Cincinnati, 12/26/21

40:31 TOP, Baltimore 38, Cincinnati 3 @ Cincinnati, 01/03/21

OVER 40:00 TIME OF POSSESSION (NON-OT)

40:03 TOP, Baltimore 31, Dallas 29 vs. Dallas, 10/14/12

Baltimore 34, L.A. Chargers 6 vs. L.A. Chargers, 10/17/21

WON GAME BY 20+ POINTS

Cincinnati 41, Baltimore 21 @ Cincinnati, 12/26/21

TEAM RECORD WHEN...

RAVENS 2021 REGULAR SEASON RECORD WHEN...

CATEGORY	2021 SEASON W-L-T	ALL-TIME W-L-T	CATEGORY	2021 SEASON W-L-T	ALL-TIME W-L-T
OVERALL	8-9	233-183-1	IN SEPTEMBER	2-1	54-34
HOME	5-4	143-65-1	IN OCTOBER	3-1	45-53
RAVENS AT M&T BANK STADIUM	5-4	136-57	IN NOVEMBER	3-1	65-43-1
RAVENS ON THE ROAD	3-5	90-118	IN DECEMBER	0-4	63-46
RAVENS OUTDOORS	6-8	223-167-1	IN JANUARY	0-2	6-6
RAVENS INDOORS	1-1	8-16			
			ON SUNDAY NIGHT	2-0	17-13
RAVENS SCORE FIRST	6-4	161-62-1	ON THURSDAY NIGHT	0-1	8-6
OPPONENT SCORES FIRST	2-5	72-121	ON MONDAY NIGHT	1-1	15-13
RAVENS SCORE ON FIRST POSSESSION	2-2	100-50	ON SATURDAY	0-0	4-1
RAVENS SCORE 20 OR MORE POINTS	5-4	185-70			
RAVENS SCORE 19 OR LESS POINTS	3-5	48-113-1	DAY GAMES	5-7	190-150-1
RAVENS ALLOW 20 OR MORE	3-8	58-143	NIGHT GAMES	3-2	43-33
RAVENS ALLOW 19 OR LESS POINTS	5-1	175-40-1			
			VS. AFC NORTH OVERALL	1-5	68-52
RAVENS LEAD AFTER 1ST QUARTER	2-4	138-38-1	VS. AFC NORTH AT HOME	1-2	40-20
RAVENS TRAIL AFTER 1ST QUARTER	3-4	46-101	VS. AFC NORTH ON THE ROAD	0-3	28-32
SCORE TIED AFTER 1ST QUARTER	3-1	49-44			
RAVENS LEAD AT HALFTIME	5-3	181-37-1	VS. AFC	5-7	172-142
RAVENS TRAIL AT HALFTIME	3-4	38-128	VS. AFC EAST	0-1	27-22
SCORE TIED AT HALFTIME	0-2	14-18	VS. AFC SOUTH	1-0	23-18
RAVENS LEAD AFTER 3RD QUARTER	4-4	195-33-1	VS. AFC WEST	3-1	28-22
RAVENS TRAIL AFTER 3RD QUARTER	4-5	32-142			
SCORE TIED AFTER 3RD QUARTER	0-0	6-8	VS. NFC	3-2	61-41-1
GAME GOES TO OVERTIME	2-2	15-16-1	VS. NFC EAST	0-0	17-9-1
			VS. NFC SOUTH	0-0	12-8
RAVENS HAVE + TURNOVER RATIO	1-2	141-26	VS. NFC NORTH	3-1	11-9
RAVENS HAVE - TURNOVER RATIO	4-6	41-119-1	VS. NFC WEST	0-1	18-10
TURNOVER RATIO EVEN	3-1	51-38			
			RAVENS WEARING COLOR RUSH (ALL PURPLE)	0-1	5-1
RAVENS HAVE 30:00+TOP	7-6	169-66-1	RAVENS WEARING BLACK JERSEYS W/ WHITE PANTS	0-1	7-6
RAVENS HAVE LESS THAN 30:00 TOP	1-3	64-117	RAVENS WEARING BLACK JERSEYS W/ BLACK PANTS	1-0	17-5
			RAVENS WEARING BLACK JERSEYS W/ PURPLE PANTS	1-0	2-0
RAVENS HAVE 100-YARD RUSHER	2-1	84-28-1			
RAVENS HAVE 300 NET PASSING YARDS	2-0	23-21			
RAVENS HAVE 300-YARD PASSER	2-1	28-27			
RAVENS HAVE 1 100-YARD RECEIVER	3-2	50-38			
RAVENS HAVE 2 100-YARD RECEIVERS	1-1	3-3			
RAVENS SCORE A KR TD	0-0	5-5			
RAVENS SCORE A PR TD	0-0	12-3			

REPLAY CHALLENGES

RAVENS

Date	Opp.	Initial Ruling	Ruling Challenged	Ruling
9/26	at Det.	J. Goff pass deep left to K. Raymond to BLT 35 for 19 yards (A. Averett) [C. Campbell].	Pass completion	Upheld
10/17	vs. LAC	J. Herbert pass deep left to K. Allen pushed ob at BLT 48 for 21 yards (D. Elliott).	Pass completion	Upheld
10/25	vs. Cin.	J. Burrow deep right pass to J. Chase to BLT 9 for 27 yards (M. Humphrey). FUMBLES (M. Humphrey), ball out of bounds at BLT 5.	Pass completion	Upheld
11/7	vs. Min.	A. Mattison right guard to BLT 48 for -1 yards (P. Queen; C. Clark)	Not down by contact	Reversed – down by contact
12/6	at Pit.	B. Roethlisberger pass deep right to R. McCloud to BLT 47 for 32 yards (M. Humphrey).	Pass completion	Reversed – incomplete
12/12	at Cle.	B. Mayfield sacked at CLV 47 for -6 yards (B. Washington). FUMBLES (B. Washington) [B. Washington], recovered by CLV-N. Chubb at BLT 44.	Fumble	Reversed – incomplete

TOTALS 3-for-6 (50.0%)

OPPONENTS

Date	Opp.	Initial Ruling	Ruling Challenged	Ruling
9/26	at Det.	J. Goff pass short left to K. Raymond to DET 34 for 1 yard (M. Humphrey).	Short of line to gain	Upheld
9/26	at Det.	L. Stenberg reported in as eligible. J. Williams left tackle to BLT 1 for no gain (P. Queen).	Short of the goal line	Reversed – touchdown
10/11	vs. Ind.	L. Jackson pass short left to M. Andrews to BLT 38 for 7 yards (B. Okereke).	Pass completion	Reversed – incomplete
10/17	vs. LAC	L. Jackson pass short middle to M. Brown to BLT 35 for 4 yards (C. Harris).	First down	Upheld
11/11	at Mia.	L. Jackson pass short left to M. Andrews to BLT 48 for 14 yards (E. Roberts).	Pass completion	Reversed – incomplete
12/19	vs. GB	A. Rodgers pass incomplete short middle to A. Dillon.	Too many players on field	Reversed – penalty on BLT
12/26	at Cin.	J. Burrow sacked at BLT 17 for -5 yards (I. Mack).	Too many players on field	Reversed – offsetting penalties
1/2	vs. LAR	T. Huntley scrambles right end to LA 32 for 4 yards (D. Long, L. Floyd)	First down	Reversed – short of the line to gain

TOTALS 6-for-8 (75.0%)

REPLAY ASSISTANT

Last two minutes of the half and overtime and any touchdown scoring play or turnover

Date	Opp.	Initial Ruling	Ruling Challenged	Ruling
9/13	at LV	D. Carr pass deep right to B. Edwards for 33 yards, TOUCHDOWN.	Runner broke the plane	Reversed – runner did not break the plane
9/26	at Det.	D. Swift right end to DET 43 for -9 yards. FUMBLES, RECOVERED by BLT-B. Washington at BLT 48. B. Washington to DET 39 for 13 yards.	Backward pass	Reversed – pass incomplete
10/11	vs. Ind.	L. Jackson right end to IND 2 for -1 yards (J. Blackmon). FUMBLE (J. Blackmon), RECOVERED by IND-D. Leonard at IND 3. D. Leonard to IND 25 for 22 yards. Lateral to I. Rodgers for 75 yards, TOUCHDOWN.	Backward pass	Reversed – illegal forward pass
11/7	vs. Min.	D. Cook left guard for 1 yard, TOUCHDOWN.	Runner broke the plane	Reversed – runner did not break the plane
11/21	at Chi.	T. Huntley pass short left to D. Duvernay pushed ob at CHI 43 for 9 yards (Ja. Johnson).	Short of the line to gain	Upheld
11/21	at Chi.	A. Dalton sacked at CHI 16 for -9 yards (T. Bowser). FUMBLES (T. Bowser), RECOVERED by BLT-C. Clark at CHI 34. C. Clark for 34 yards, TOUCHDOWN.	Fumble	Reversed – pass incomplete
11/28	vs. Cle.	B. Mayfield pass deep middle to D. Njoku for 20 yards, TOUCHDOWN.	Pass completion	Upheld
12/26	at Cin.	J. Johnson pass short left to M. Andrews for 18 yards, TOUCHDOWN.	Runner broke the plane	Upheld
12/26	at Cin.	J. Burrow pass deep middle to T. Boyd for 32 yards, TOUCHDOWN.	Pass completion	Reversed – pass incomplete

TOTALS 3-for-9 (33.3%)

HARBAUGH CAREER CHALLENGE TOTALS

REGULAR SEASON					POSTSEASON				
Year	No.	Reversed	Upheld	Pct.	Year	No.	Reversed	Upheld	Pct.
2008	7	3	4	42.9	2008	3	2	1	66.7
2009	11	6	5	54.6	2009	2	1	1	50.0
2010	9	1	8	11.1	2010	0	0	0	0.0
2011	12	8	4	66.7	2011	1	0	1	0.0
2012	6	3	3	50.0	2012	1	0	1	0.0
2013	12	7	5	58.3	2013	-	-	-	-
2014	8	1	7	12.5	2014	1	1	0	100.0
2015	8	3	5	37.5	2015	-	-	-	-
2016	5	2	3	40.0	2016	-	-	-	-
2017	9	5	4	55.6	2017	-	-	-	-
2018	6	3	3	50.0	2018	1	1	0	100.0
2019	6	0	6	0.0	2019	0	0	0	0.0
2020	6	3	3	50.0	2020	0	0	0	0.0
2021	6	3	3	50.0	2021	-	-	-	-
Total	111	48	63	43.2	Total	7	3	4	42.8



GAME 1: RAVENS 27, RAIDERS 33 (OT)

Baltimore (0-1) • Las Vegas (1-0)

Monday, September 13, 2021 • 8:15 PM EDT • Allegiant Stadium • Las Vegas

Indoors • Attendance: 61,756 • Time: 3:40



Baltimore Ravens	7	7	3	10	0	—	27
Las Vegas Raiders	0	10	0	17	6	—	33

SCORING DRIVES

TEAM	QTR	TIME	SCORING PLAY	BAL	LV
Ravens	1	01:47	T. Williams 35 yd. run (J. Tucker kick) (6-65, 2:59) (2-27, 0:53) (2-27, 0:53)	7	0
Ravens	2	08:52	M. Brown 10 yd. pass from L. Jackson (J. Tucker kick) (6-68, 2:38)	14	0
Raiders	2	04:14	J. Jacobs 2 yd. run (D. Carlson kick) (9-75, 4:38)	14	7
Raiders	2	00:00	D. Carlson 34 yd. Field Goal (9-48, 1:12)	14	10
Ravens	3	08:24	J. Tucker 40 yd. Field Goal (6-16, 2:24)	17	10
Raiders	4	09:18	J. Jacobs 8 yd. run (D. Carlson kick) (5-41, 2:36)	17	17
Ravens	4	06:04	L. Murray 8 yd. run (J. Tucker kick) (6-75, 3:14)	24	17
Raiders	4	03:44	D. Waller 10 yd. pass from D. Carr (D. Carlson kick) (9-75, 2:20)	24	24
Ravens	4	00:37	J. Tucker 47 yd. Field Goal (8-46, 3:07)	27	24
Raiders	4	00:02	D. Carlson 55 yd. Field Goal (5-38, 0:35)	27	27
Raiders	OT	03:38	Z. Jones 31 yd. pass from D. Carr	27	33

LAS VEGAS RAIDERS (HEAD COACH: JON GRUDEN)

OFFENSE			DEFENSE		
WR	11	H. Ruggs III	DE	98	M. Crosby
WR	89	B. Edwards	DT	77	Q. Jefferson
LT	74	K. Miller	DT	90	J. Hankins
LG	76	J. Simpson	DE	91	Y. Ngakoue
C	68	A. James	LB	52	D. Perryman
RG	71	D. Good	LB	42	C. Littleton
RT	70	A. Leatherwood	CB	39	N. Hobbs
TE	83	D. Waller	CB	27	T. Mullen Jr.
QB	4	D. Carr	CB	29	C. Hayward Jr.
RB	28	J. Jacobs	S	25	T. Moehrig
FB	45	A. Ingold	S	24	J. Abram

BALTIMORE RAVENS (HEAD COACH: JOHN HARBAUGH)

OFFENSE			DEFENSE		
WR	14	S. Watkins	DT	92	J. Madubuike
WR	5	M. Brown	NT	98	B. Williams
LT	79	R. Stanley	DE	93	C. Campbell
LG	74	T. Phillips	RUSH	50	J. Houston
C	77	B. Bozeman	MLB	6	P. Queen
LG	70	K. Zeiter	WLB	40	M. Harrison
RT	78	A. Villanueva	SAM	54	T. Bowser
TE	89	M. Andrews	SS	36	C. Clark
QB	8	L. Jackson	FS	32	D. Elliott
RB	34	T. Williams	CB	44	M. Humphrey
WR	13	D. Duvernay	CB	23	A. Averett

OFFICIALS: Referee: Shawn Smith (14), Umpire: Bryan Neale (92), Down Judge: Mark Hittner (28), Line Judge: Michael Dolce (123), Field Judge: Dyrrol Pringle (109), Side Judge: Dave Hawkshaw (107), Back Judge: Dino Paganelli (105), Replay Official: Mike Wimmer, Replay Assistant: Sebrina Brunson

BALTIMORE RAVENS

PASSING	ATT	CP	YDS	SK/YD	TD	LG	INT	RTG
Lamar Jackson	30	19	235	3/18	1	49	0	98.6
TOTAL	30	19	235	3/18	1	49	0	98.6

RUSHING	ATT	YDS	AVG	LG	TD
Lamar Jackson	12	86	7.2	28	0
Ty'Son Williams	9	65	7.2	35t	1
Latavius Murray	10	28	2.8	8t	1
Trenton Cannon	2	5	2.5	3	0
Marquise Brown	1	5	5.0	5	0
TOTAL	34	189	5.6	35T	2

RECEIVING	NO	YDS	AVG	LG	TD
Marquise Brown	6	69	11.5	29	1
Sammy Watkins	4	96	24.0	49	0
Ty'Son Williams	3	29	9.7	21	0
Mark Andrews	3	20	6.7	10	0
Patrick Ricard	2	15	7.5	9	0
Devin Duvernay	1	6	6.0	6	0
TOTAL	19	235	12.4	49	1

TOP DEFENSE	TOT	SOLO	AST	SCK	YDS	INT
Marlon Humphrey	9	6	3	0.0	0.0	0
Patrick Queen	9	6	3	1.0	13.0	0
Anthony Averett	7	6	1	0.0	0.0	1

FIELD GOALS	FGM/FGA	PERCENT	RESULTS
Justin Tucker	2-2	100.0	40G, 47G
TOTAL	2-2	100.0	

LAS VEGAS RAIDERS

PASSING	ATT	CP	YDS	SK/YD	TD	LG	INT	RTG
Derek Carr	56	34	435	3/26	2	37	1	89.5
TOTAL	56	34	435	3/26	2	37	1	89.5

RUSHING	ATT	YDS	AVG	LG	TD
Josh Jacobs	10	34	3.4	15t	2
Marcus Mariota	1	31	31.0	31	0
Kenyan Drake	6	11	1.8	6	0
Derek Carr	4	6	1.5	4	0
TOTAL	21	82	3.9	31	2

RECEIVING	NO	YDS	AVG	LG	TD
Darren Waller	10	105	10.5	24	1
Hunter Renfrow	6	70	11.7	27	0
Kenyan Drake	5	59	11.8	21	0
Bryan Edwards	4	81	20.3	32	0
Alec Ingold	4	22	5.5	9	0
Henry Ruggs III	2	46	23.0	37	0
Zay Jones	2	46	23.0	31t	1
Josh Jacobs	1	6	6.0	6	0
TOTAL	34	435	12.8	37	2

TOP DEFENSE	TOT	SOLO	AST	SCK	YDS	INT
Cory Littleton	10	4	6	0.0	0.0	0
Denzel Perryman	10	5	5	0.0	0.0	0
Johnathan Abram	9	5	4	0.0	0.0	0

FIELD GOALS	FGM/FGA	PERCENT	RESULTS
Daniel Carlson	2-2	100.0	34G, 55G
TOTAL	2-2	100.0	

GAME HIGHLIGHTS

- WR Marquise Brown** recorded 6 receptions for 69 yards and 1 TD, adding 1 carry for 5 yards. With his 10-yard TD reception, Brown has 7 TD grabs in his last seven contests (since Week 12, 2020), marking the second-most TD receptions in the NFL over that span (Davante Adams – 8).
- QB Lamar Jackson** finished 19-of-30 for 235 passing yards and 1 TD, adding 12 rushes for 86 yards. With 235 passing yards, Jackson (7,320) passed Vinny Testaverde (7,148) for the third-most career passing yards in franchise history.
- In his Ravens' debut, **RB Latavius Murray** posted 10 carries for 28 yards, including an 8-yard TD run late in the fourth quarter. The score was set up by a 49-yard reception by **WR Sammy Watkins**, who finished his Ravens' debut with 4 receptions for a team-high 96 yards.
- LB Patrick Queen** helped guide Baltimore's defense with a team-high (tied, CB Marlon Humphrey) 9 tackles (6 solo) and 1 sack.
- With **CB Anthony Averett's** overtime INT, the first of his career, Baltimore has forced a turnover in 28 of its last 30 games. It marked the NFL's second goal-line INT in the overtime period since 2001 (when data became available).

Team Statistics

	Ravens	Raiders
First Downs	20	26
3rd-Down Eff. (Made/Att/Pct)	3/12/25%	7/15/47%
4th-Down Eff. (Made/Att/Pct)	1/2/50%	0/1/0%
Total Net Yards	406	491
Total Plays	67	80
Yards Per Play	6.1	6.1
Rushes/Net Yards	34/189	21/82
Net Passing	217	409
Pass Attempts/Completions	30/19	56/34
Had Intercepted	0	1
Sacked/Yards Lost	3/18	3/26
Punts/Average	4/44.8	6/52.7
Penalties/Yards	5/71	10/62
Fumbles/Lost	4/2	1/0
Possession Time	32:14	34:08



GAME 2: CHIEFS 35, RAVENS 36

Kansas City (1-1) • Baltimore (1-1)

Sunday, September 19, 2021 • 8:20 PM EDT • M&T Bank Stadium • Baltimore

Clear Temp: 73° F, Humidity: 66%, Wind: ENE 2 mph • Attendance: 70,417 • Time: 3:02



Kansas City Chiefs	14	7	14	0	—	35
Baltimore Ravens	7	10	7	12	—	36

SCORING DRIVES

TEAM	QTR	TIME	SCORING PLAY	KC	BAL
Chiefs	1	14:10	T.Mathieu 34 yd. interception return (H.Butker kick)	7	0
Ravens	1	10:36	D.Duvernay 2 yd. fumble recovery (J.Tucker kick) (6-75, 3:34)	7	7
Chiefs	1	06:05	D.Robinson 33 yd. pass from P.Mahomes (H.Butker kick) (8-92, 4:31)	14	7
Ravens	2	03:21	L.Murray 5 yd. run (J.Tucker kick) (9-72, 5:31)	14	14
Chiefs	2	00:51	Da.Williams 2 yd. run (H.Butker kick) (7-67, 2:30)	21	14
Ravens	2	00:03	J.Tucker 43 yd. Field Goal (7-50, 0:48)	21	17
Chiefs	3	11:53	B.Pringle 40 yd. pass from P.Mahomes (H.Butker kick) (5-74, 3:07)	28	17
Ravens	3	09:30	M.Brown 42 yd. pass from L.Jackson (J.Tucker kick) (4-75, 2:23)	28	24
Chiefs	3	06:50	T.Kelce 46 yd. pass from P.Mahomes (H.Butker kick) (6-75, 2:40)	35	24
Ravens	4	14:13	L.Jackson 2 yd. run (pass failed) (5-56, 2:48)	35	30
Ravens	4	03:14	L.Jackson 1 yd. run (pass failed) (14-68, 8:02)	35	36

KANSAS CITY CHIEFS (HEAD COACH: ANDY REID)

OFFENSE			DEFENSE		
WR	10	T. Hill	RDE	55	F. Clark
WR	17	M. Hardman	RDT	91	D. Nnadi
LT	57	O. Brown	LDT	90	J. Reed
LG	62	J. Thuney	LDE	95	C. Jones
C	52	C. Humphrey	LB	54	N. Bolton
RG	65	T. Smith	LB	53	A. Hitchens
RT	67	L. Niang	LB	56	B. Niemann
TE	87	T. Kelce	LCB	35	C. Ward
WR	11	D. Robinson	RCB	38	L. Sneed
QB	15	P. Mahomes	S	49	D. Sorensen
RB	25	C. Edwards-Helaire	S	32	T. Mathieu

BALTIMORE RAVENS (HEAD COACH: JOHN HARBAUGH)

OFFENSE			DEFENSE		
WR	14	S. Watkins	NT	98	B. Williams
WR	5	M. Brown	DE	93	C. Campbell
LT	78	A. Villanueva	RUSH	50	J. Houston
LG	72	B. Powers	MLB	6	P. Queen
C	77	B. Bozeman	WLB	40	M. Harrison
LG	70	K. Zeiter	SAM	54	T. Bowser
RT	65	P. Mekari	SS	36	C. Clark
QB	8	L. Jackson	FS	32	D. Elliott
FB	42	P. Ricard	CB	44	M. Humphrey
RB	34	T. Williams	CB	23	A. Averett
WR	13	D. Duvernay	DB	25	T. Young

OFFICIALS: Referee: Clete Blakeman (34), **Back Judge:** Perry Paganelli (46), **Field Judge:** Scott Edwards (3), **Umpire:** Tab Slaughter (110), **Down Judge:** Dana McKenzie (8), **Side Judge:** Clay Reynard (18), **Line Judge:** Julian Mapp (10), **Replay Assistant:** Chad Adams

KANSAS CITY CHIEFS

PASSING	ATT	CP	YDS	SK/YD	TD	LG	INT	RTG
Patrick Mahomes	31	24	343	0/0	3	46t	1	131.5
TOTAL	31	24	343	0/0	3	46T	1	131.5

RUSHING	ATT	YDS	AVG	LG	TD
Clyde Edwards-Helaire	13	46	3.5	9	0
Tyreek Hill	1	15	15.0	15	0
Patrick Mahomes	1	3	3.0	3	0
Darrel Williams	3	-2	-0.7	2t	1
TOTAL	18	62	3.4	15	1

RECEIVING	NO	YDS	AVG	LG	TD
Travis Kelce	7	109	15.6	46t	1
Mecole Hardman	5	55	11.0	19	0
Demarcus Robinson	3	46	15.3	33t	1
Tyreek Hill	3	14	4.7	7	0
Byron Pringle	2	63	31.5	40t	1
Blake Bell	1	20	20.0	20	0
Jerick McKinnon	1	14	14.0	14	0
Jody Fortson	1	11	11.0	11	0
Michael Burton	1	11	11.0	11	0
TOTAL	24	343	14.3	46T	3

TOP DEFENSE	TOT	SOLO	AST	SCK	YDS	INT
Anthony Hitchens	12	8	4	0.0	0.0	0
Daniel Sorensen	10	7	3	1.0	9.0	0
Nick Bolton	9	8	1	0.0	0.0	0

FIELD GOALS	FGM/FGA	PERCENT	RESULTS
No Field Goals			

BALTIMORE RAVENS

PASSING	ATT	CP	YDS	SK/YD	TD	LG	INT	RTG
Lamar Jackson	26	18	239	1/9	1	42t	2	78.8
TOTAL	26	18	239	1/9	1	42T	2	78.8

RUSHING	ATT	YDS	AVG	LG	TD
Lamar Jackson	16	107	6.7	21	2
Ty'Son Williams	13	77	5.9	20	0
Latavius Murray	9	36	4.0	8	1
Devonta Freeman	2	29	14.5	31	0
Patrick Ricard	1	2	2.0	2	0
TOTAL	41	251	6.1	31	3

RECEIVING	NO	YDS	AVG	LG	TD
Marquise Brown	6	113	18.8	42t	1
Mark Andrews	5	57	11.4	20	0
Sammy Watkins	4	44	11.0	19	0
Ty'Son Williams	2	16	8.0	9	0
Josh Oliver	1	9	9.0	9	0
TOTAL	18	239	13.3	42T	1

TOP DEFENSE	TOT	SOLO	AST	SCK	YDS	INT
Patrick Queen	8	7	1	0.0	0.0	0
Anthony Averett	4	3	1	0.0	0.0	0
Marlon Humphrey	4	4	0	0.0	0.0	0

FIELD GOALS	FGM/FGA	PERCENT	RESULTS
Justin Tucker	1-1	100.0	43G
TOTAL	1-1	100.0	

GAME HIGHLIGHTS

- Under **John Harbaugh** (since 2008), Baltimore owns a 16-2 record in home primetime games, ranking as the NFL's best winning percentage (.889). The Ravens have won 14 of their last 15 home primetime games, including four straight on Sunday Night Football.
- Baltimore has rushed for 100+ yards in 41 straight games, marking the second-longest streak in pro football history. Also, since **QB Lamar Jackson** became Baltimore's starter, the Ravens have rushed for at least 200 yards in an NFL-high 21 games.
- With his 107 rushing yards on 16 carries (6.7 avg.), **Jackson** eclipsed 3,000 rushing yards in his 48th-career game, becoming the fastest QB in NFL history to reach that mark (Mike Vick – 61 games).
- WR Marquise Brown** posted a game-high 113 receiving yards and 1 TD on 6 catches, marking the third 100-yard game of his career (and his fifth including postseason).
- OLB Odafe Oweh** forced his first-career fumble – also making his first-career fumble recovery on the play – to halt the Chiefs' potential game-winning drive with 1:26 remaining.

Team Statistics

	Chiefs	Ravens
First Downs	22	31
3rd-Down Eff. (Made/Att/Pct)	1/6/17%	6/11/55%
4th-Down Eff. (Made/Att/Pct)	0/0/0%	1/1/100%
Total Net Yards	405	481
Total Plays	49	68
Yards Per Play	8.3	7.1
Rushes/Net Yards	18/62	41/251
Net Passing	343	230
Pass Attempts/Completions	31/24	26/18
Had Intercepted	1	2
Sacked/Yards Lost	0/0	1/9
Punts/Average	3/45.0	2/47.5
Penalties/Yards	5/46	8/55
Fumbles/Lost	2/1	1/0
Possession Time	24:01	35:59



GAME 3: RAVENS 19, LIONS 17

Baltimore (2-1) • Detroit (0-3)

Sunday, September 26, 2021 • 1:00 PM EDT • Ford Field • Detroit

Indoors • Attendance: 50,788 • Time: 3:07



Baltimore Ravens	0	10	6	3	—	19
Detroit Lions	0	0	7	10	—	17

SCORING DRIVES

TEAM	QTR	TIME	SCORING PLAY	BAL	DET
Ravens	2	10:05	J.Tucker 39 yd. Field Goal (6-25, 2:21)	3	0
Ravens	2	03:15	D.Duvernay 19 yd. pass from L.Jackson (J.Tucker kick) (8-65, 3:39)	10	0
Ravens	3	12:16	J.Tucker 50 yd. Field Goal (7-43, 2:44)	13	0
Lions	3	05:21	D.Swift 2 yd. run (R.Santoso kick) (11-75, 6:55)	13	7
Ravens	3	00:41	J.Tucker 32 yd. Field Goal (10-61, 4:40)	16	7
Lions	4	08:16	J.Williams 1 yd. run (R.Santoso kick) (12-75, 7:25)	16	14
Lions	4	01:04	R.Santoso 35 yd. Field Goal (9-62, 4:21)	16	17
Ravens	4	00:00	J.Tucker 66 yd. Field Goal (7-27, 1:04)	19	17

DETROIT LIONS (HEAD COACH: DAN CAMPBELL)

OFFENSE			DEFENSE		
WR	11	K. Raymond	DE	91	M. Brockers
LT	58	P. Sewell	DE	97	N. Williams
LG	73	J. Jackson	NT	54	A. McNeill
C	77	F. Ragnow	ILB	34	A. Anzalone
RG	72	H. Vaitai	ILB	55	D. Barnes
RT	67	M. Nelson	CB	24	A. Oruwariye
TE	80	D. Felts	CB	27	B. Price
TE	88	T. Hockenson	S	25	W. Harris
QB	16	J. Goff	S	21	T. Walker
RB	30	J. Williams	OLB	95	R. Okwara
T	69	W. Holden	OLB	53	C. Harris

BALTIMORE RAVENS (HEAD COACH: JOHN HARBAUGH)

OFFENSE			DEFENSE		
WR	14	S. Watkins	DT	96	B. Washington
LT	78	A. Villanueva	NT	71	J. Ellis
LG	72	B. Powers	DE	93	C. Campbell
C	77	B. Bozeman	RUSH	99	O. Oweh
LG	70	K. Zeiter	MLB	6	P. Queen
RT	65	P. Mekari	WLB	40	M. Harrison
TE	89	M. Andrews	SAM	54	T. Bowser
QB	8	L. Jackson	SS	36	C. Clark
FB	42	P. Ricard	FS	32	D. Elliott
RB	34	T. Williams	CB	44	M. Humphrey
WR	5	M. Brown	CB	23	A. Averett

OFFICIALS: Referee: Scott Novak (1), Down Judge: Derick Bowers (74), Field Judge: Mike Weatherford (116), Back Judge: Terrence Miles (111), Umpire: Ramon George (128), Line Judge: Walt Coleman IV (65), Side Judge: David Meslow (118), Replay Official: Matt Sunstine

BALTIMORE RAVENS

PASSING	ATT	CP	YDS	SK/YD	TD	LG	INT	RTG
Lamar Jackson	31	16	287	4/16	1	41	1	81.0
TOTAL	31	16	287	4/16	1	41	1	81.0

RUSHING	ATT	YDS	AVG	LG	TD
Lamar Jackson	7	58	8.3	31	0
Lataavius Murray	7	28	4.0	8	0
Tyson Williams	5	22	4.4	12	0
Devonta Freeman	3	8	2.7	5	0
TOTAL	22	116	5.3	31	0

RECEIVING	NO	YDS	AVG	LG	TD
Mark Andrews	5	109	21.8	41	0
Sammy Watkins	4	68	17.0	36	0
Marquise Brown	3	53	17.7	37	0
Devin Duvernay	2	22	11.0	19t	1
James Proche II	1	29	29.0	29	0
Josh Oliver	1	6	6.0	6	0
TOTAL	16	287	17.9	41	1

TOP DEFENSE	TOT	SOLO	AST	SCK	YDS	INT
Chuck Clark	12	9	3	1.0	12.0	0
Patrick Queen	7	4	3	0.0	0.0	0
Brandon Stephens	5	2	3	0.0	0.0	0

FIELD GOALS	FGM/FGA	PERCENT	RESULTS
Justin Tucker	4-5	80.0	49WR, 39G, 50G, 32G, 66G
TOTAL	4-5	80.0	

DETROIT LIONS

PASSING	ATT	CP	YDS	SK/YD	TD	LG	INT	RTG
Jared Goff	30	22	217	2/25	0	24	0	93.3
D'Andre Swift	1	0	0	0/0	0	0	0	39.6
TOTAL	31	22	217	2/25	0	24	0	90.4

RUSHING	ATT	YDS	AVG	LG	TD
D'Andre Swift	14	47	3.4	14	1
Jamaal Williams	12	42	3.5	14	1
Jared Goff	1	4	4.0	4	0
TOTAL	27	93	3.4	14	2

RECEIVING	NO	YDS	AVG	LG	TD
D'Andre Swift	7	60	8.6	19	0
Kalif Raymond	6	68	11.3	22	0
Darren Felts	2	35	17.5	24	0
Jamaal Williams	2	25	12.5	15	0
T.J. Hockenson	2	10	5.0	5	0
KhaDarel Hodge	1	9	9.0	9	0
Quintez Cephus	1	8	8.0	8	0
Amon-Ra St. Brown	1	2	2.0	2	0
TOTAL	22	217	9.9	24	0

TOP DEFENSE	TOT	SOLO	AST	SCK	YDS	INT
Will Harris	6	6	0	0.0	0.0	0
Alex Anzalone	5	5	0	1.0	3.0	0
Dean Marlowe	5	4	1	0.0	0.0	0

FIELD GOALS	FGM/FGA	PERCENT	RESULTS
Ryan Santoso	1-1	100.0	35G
TOTAL	1-1	100.0	

GAME HIGHLIGHTS

- **K Justin Tucker's** 66-yard game-winning field goal is the longest field goal made in NFL history, surpassing K Matt Prater's previous NFL record of 64 yards in 2013. Tucker's previous career long, a 61-yarder, was also a game-winner in an 18-16 contest at Detroit (12/16/13).
- This marks Tucker's seventh-career game with multiple 50-plus-yard conversions, tying K Brandon McManus and K Matt Prater for the most in NFL history.
- **QB Lamar Jackson** has recorded either a rushing or passing TD in 39 consecutive games played, marking the longest active streak by a QB.
- With a 31-yard rush this afternoon, his longest since Week 14 of 2020, Jackson now has 19 career rushes of 25-plus yards and surpassed QB Mike Vick (18) for the most such rushes by a QB in his first four seasons in NFL history.
- The Ravens have won 11 straight games against NFC opponents, dating back to Week 13 of 2018 at Atlanta. This ranks as the NFL's longest-active streak in games played against the NFC.

Team Statistics

	Ravens	Lions
First Downs	15	22
3rd-Down Eff. (Made/Att/Pct)	1/10/10%	3/10/30%
4th-Down Eff. (Made/Att/Pct)	1/1/100%	0/0/0%
Total Net Yards	387	285
Total Plays	57	60
Yards Per Play	6.8	4.8
Rushes/Net Yards	22/116	27/93
Net Passing	271	192
Pass Attempts/Completions	31/16	31/22
Had Intercepted	1	0
Sacked/Yards Lost	4/16	2/25
Punts/Average	3/45.7	6/45.5
Penalties/Yards	6/69	7/35
Fumbles/Lost	1/0	0/0
Possession Time	27:26	32:34



GAME 4: RAVENS 23, BRONCOS 7

Baltimore (3-1) • Denver (3-1)

Sunday, October 3, 2021 • 4:25 PM EDT • Empower Field at Mile High • Denver

Sunny Temp: 76° F, Humidity: 12%, Wind: East 9 mph • Attendance: 76,490 • Time: 3:01



Baltimore Ravens	0	17	0	6	—	23
Denver Broncos	0	7	0	0	—	7

SCORING DRIVES

TEAM	QTR	TIME	SCORING PLAY	BAL	DEN
Broncos	2	14:18	N.Fant 3 yd. pass from T.Bridgewater (B.McManus kick) (5-57, 2:07)	0	7
Ravens	2	10:21	L.Murray 11 yd. run (J.Tucker kick) (8-75, 3:57)	7	7
Ravens	2	07:09	M.Brown 49 yd. pass from L.Jackson (J.Tucker kick) (4-60, 1:27)	14	7
Ravens	2	00:00	J.Tucker 40 yd. Field Goal (5-4, 0:31)	17	7
Ravens	4	13:37	J.Tucker 46 yd. Field Goal (13-48, 5:41)	20	7
Ravens	4	01:51	J.Tucker 20 yd. Field Goal (15-78, 6:35)	23	7

DENVER BRONCOS (HEAD COACH: VIC FANGIO)

OFFENSE			DEFENSE		
WR	81	T. Patrick	DE	96	S. Harris
WR	14	C. Sutton	DE	93	D. Jones
TE	87	N. Fant	NT	98	M. Purcell
TE	85	A. Okwuegbunam	SLB	58	V. Miller
LT	72	G. Bolles	WLB	59	M. Reed
LG	77	Q. Meinerz	ILB	45	A. Johnson
C	79	L. Cushmanberry III	ILB	40	J. Strnad
RG	52	N. Muti	LCB	23	K. Fuller
RT	70	B. Massie	RCB	2	P. Surtain II
RB	25	M. Gordon III	SS	22	K. Jackson
QB	5	T. Bridgewater	FS	31	J. Simmons

BALTIMORE RAVENS (HEAD COACH: JOHN HARBAUGH)

OFFENSE			DEFENSE		
WR	14	S. Watkins	DT	92	J. Madubuike
LT	78	A. Villanueva	NT	98	B. Williams
LG	72	B. Powers	DE	93	C. Campbell
C	77	B. Bozeman	RUSH	50	J. Houston
LG	70	K. Zetter	MLB	6	P. Queen
RT	65	P. Mekari	WLB	40	M. Harrison
TE	89	M. Andrews	SAM	54	T. Bowser
QB	8	L. Jackson	SS	36	C. Clark
FB	42	P. Ricard	FS	21	B. Stephens
RB	28	L. Murray	CB	44	M. Humphrey
WR	5	M. Brown	CB	23	A. Averett

OFFICIALS: Referee: Craig Wrolstad (4), Replay Official: Kevin Stine, Down Judge: Jim Mello (48), Side Judge: Jeff Lamberth (21), Umpire: Steve Woods (54), Field Judge: Terry Brown (43), Back Judge: Grantis Bell (27), Down Judge: Tripp Sutter (37)

BALTIMORE RAVENS

PASSING	ATT	CP	YDS	SK/YD	TD	LG	INT	RTG
Lamar Jackson	37	22	316	3/12	1	49t	0	96.2
TOTAL	37	22	316	3/12	1	49T	0	96.2

RUSHING	ATT	YDS	AVG	LG	TD
Lataavius Murray	18	59	3.3	11t	1
Lamar Jackson	7	28	4.0	7	0
Le'Veon Bell	4	11	2.8	4	0
Devonta Freeman	1	4	4.0	4	0
TOTAL	30	102	3.4	11T	1

RECEIVING	NO	YDS	AVG	LG	TD
James Proche II	5	74	14.8	32	0
Mark Andrews	5	67	13.4	24	0
Marquise Brown	4	91	22.8	49t	1
Sammy Watkins	4	49	12.3	20	0
Devin Duvernay	3	31	10.3	17	0
Patrick Ricard	1	4	4.0	4	0
TOTAL	22	316	14.4	49T	1

TOP DEFENSE	TOT	SOLO	AST	SCK	YDS	INT
Chris Board	7	5	2	0.0	0.0	0
Chuck Clark	6	4	2	0.0	0.0	0
Calais Campbell	5	2	3	0.0	0.0	0

FIELD GOALS	FGM/FGA	PERCENT	RESULTS
Justin Tucker	3-3	100.0	40G, 46G, 20G
TOTAL	3-3	100.0	

DENVER BRONCOS

PASSING	ATT	CP	YDS	SK/YD	TD	LG	INT	RTG
Drew Lock	21	12	113	3/15	0	32	1	52.3
Teddy Bridgewater	16	7	65	2/15	1	19	0	76.3
TOTAL	37	19	178	5/30	1	32	1	62.7

RUSHING	ATT	YDS	AVG	LG	TD
Melvin Gordon III	9	56	6.2	14	0
Javonte Williams	7	48	6.9	31	0
Teddy Bridgewater	1	2	2.0	2	0
TOTAL	17	106	6.2	31	0

RECEIVING	NO	YDS	AVG	LG	TD
Noah Fant	6	46	7.7	14	1
Courtland Sutton	3	47	15.7	32	0
Tim Patrick	3	39	13.0	19	0
Javonte Williams	3	11	3.7	9	0
Melvin Gordon III	2	11	5.5	8	0
Kendall Hinton	1	13	13.0	13	0
Albert Okwuegbunam	1	11	11.0	11	0
TOTAL	19	178	9.4	32	1

TOP DEFENSE	TOT	SOLO	AST	SCK	YDS	INT
Kareem Jackson	11	8	3	0.0	0.0	0
Alexander Johnson	8	5	3	0.0	0.0	0
Justin Simmons	8	6	2	0.0	0.0	0

FIELD GOALS	FGM/FGA	PERCENT	RESULTS
	No Field Goals		

GAME HIGHLIGHTS

- The Ravens improved to 3-1 for the ninth time under head coach **John Harbaugh** (since 2008). The nine occasions mark the most 3-1 or better starts by an NFL team through the first four games of a season during that 14-year span (2008-21).
- With 3 FGs, **K Justin Tucker** reached 300 FGM in his 148th-career game, becoming the fastest kicker in NFL history to reach that mark.
- QB Lamar Jackson** threw for 316 yards, marking his second-career 300-yard output and the second-most passing yards in his career (324 yards at Miami; 9/8/19). With 8,162 career passing yards, Jackson surpassed QB Kyle Boller (7,846) for the second-most passing yards in franchise history.
- Jackson is the first QB in NFL history to notch at least 1,000 passing yards (1,077) and 250 rushing yards (279) through a team's first four games of a season.
- CB Anthony Averett** sealed the victory with a fourth-quarter interception in the end zone. It marked his career-high second INT of the season, adding 3 solo tackles.

Team Statistics

	Ravens	Broncos
First Downs	20	15
3rd-Down Eff. (Made/Att/Pct)	7/17/41%	3/14/21%
4th-Down Eff. (Made/Att/Pct)	0/0/0%	0/0/0%
Total Net Yards	406	254
Total Plays	70	59
Yards Per Play	5.8	4.3
Rushes/Net Yards	30/102	17/106
Net Passing	304	148
Pass Attempts/Completions	37/22	37/19
Had Intercepted	0	1
Sacked/Yards Lost	3/12	5/30
Punts/Average	7/47.9	10/49.1
Penalties/Yards	6/55	4/25
Fumbles/Lost	0/0	0/0
Possession Time	33:07	26:53



GAME 5: COLTS 25, RAVENS 31 (OT)

Indianapolis (1-4) • Baltimore (4-1)

Monday, October 11, 2021 • 8:15 PM EDT • M&T Bank Stadium • Baltimore

Cloudy Temp: 69° F, Humidity: 78%, Wind: S 4 mph • Attendance: 70,510 • Time: 3:15



Indianapolis Colts	7	3	12	3	0	—	25
Baltimore Ravens	0	3	6	16	6	—	31

SCORING DRIVES

TEAM	QTR	TIME	SCORING PLAY	IND	BAL
Colts	1	12:59	J.Taylor 76 yd. pass from C.Wentz (R.Blankenship kick) (3-71, 0:23) (10-68, 4:36) (10-68, 4:36)	7	0
Ravens	2	01:36	J.Tucker 23 yd. Field Goal (9-80, 2:49)	7	3
Colts	2	00:00	R.Blankenship 37 yd. Field Goal (8-56, 1:36)	10	3
Colts	3	13:59	M.Pittman 42 yd. pass from C.Wentz (kick failed, wl) (2-73, 1:01)	16	3
Colts	3	03:06	J.Taylor 4 yd. run (pass failed) (6-81, 3:36)	22	3
Ravens	3	00:56	M.Brown 43 yd. pass from L.Jackson (run failed) (5-75, 2:10)	22	9
Colts	4	12:00	R.Blankenship 43 yd. Field Goal (9-55, 3:56)	25	9
Ravens	4	09:38	M.Andrews 5 yd. pass from L.Jackson (L.Jackson-M.Andrews pass) (6-78, 2:22)	25	17
Ravens	4	00:39	M.Andrews 4 yd. pass from L.Jackson (L.Jackson-M.Andrews pass) (11-75, 3:50)	25	25
Ravens	OT	05:24	M.Brown 5 yd. pass from L.Jackson	25	31

INDIANAPOLIS COLTS (HEAD COACH: FRANK REICH)

OFFENSE			DEFENSE		
LT	79	E. Fisher	DE	94	T. Lewis
LG	62	C. Reed	DT	99	D. Buckner
C	78	R. Kelly	NT	90	G. Stewart
RG	64	M. Glowinski	DE	97	A. Muhammad
RT	69	M. Pryor	WLB	53	D. Leonard
TE	81	M. Alie-Cox	MLB	58	B. Okereke
TE	84	J. Doyle	FS	32	J. Blackmon
WR	11	M. Pittman Jr.	SS	42	A. Sendejo
WR	14	Z. Pascal	CB	27	X. Rhodes
QB	2	C. Wentz	CB	34	I. Rodgers
RB	28	J. Taylor	CB	23	K. Moore II

BALTIMORE RAVENS (HEAD COACH: JOHN HARBAUGH)

OFFENSE			DEFENSE		
WR	14	S. Watkins	DT	92	J. Madubuike
WR	5	M. Brown	NT	98	B. Williams
LT	78	A. Villanueva	DE	93	C. Campbell
LG	72	B. Powers	RUSH	50	J. Houston
C	77	B. Bozeman	MLB	6	P. Queen
LG	70	K. Zeiter	WLB	40	M. Harrison
RT	65	P. Mekari	SAM	54	T. Bowser
TE	89	M. Andrews	SS	36	C. Clark
QB	8	L. Jackson	FS	21	B. Stephens
RB	28	L. Murray	CB	44	M. Humphrey
WR	13	D. Duvernay	CB	23	A. Averett

OFFICIALS: Referee: Land Clark (130), Umpire: Paul King (121), Down Judge: Tom Stephan (68), Line Judge: Brian Bolinger (40), Field Judge: Michael Banks (72), Side Judge: Anthony Flemming (90), Back Judge: Greg Meyer (78), Replay Official: Jimmy Oldham, Replay Assistant: Desiree Abrams

INDIANAPOLIS COLTS

PASSING	ATT	CP	YDS	SK/YD	TD	LG	INT	RTG
Carson Wentz	35	25	402	2/12	2	76t	0	128.5
TOTAL	35	25	402	2/12	2	76T	0	128.5

RUSHING	ATT	YDS	AVG	LG	TD
Jonathan Taylor	15	53	3.5	19	1
Marlon Mack	5	47	9.4	22	0
Nyheim Hines	4	18	4.5	11	0
Carson Wentz	2	5	2.5	4	0
TOTAL	26	123	4.7	22	1

RECEIVING	NO	YDS	AVG	LG	TD
Michael Pittman Jr.	6	89	14.8	42t	1
Parris Campbell	4	56	14.0	23	0
Jonathan Taylor	3	116	38.7	76t	1
Mo Alie-Cox	3	50	16.7	24	0
Zach Pascal	3	48	16.0	31	0
Kylen Granson	2	19	9.5	15	0
Ashton Dulin	2	13	6.5	15	0
Marlon Mack	1	7	7.0	7	0
Jack Doyle	1	4	4.0	4	0
TOTAL	25	402	16.1	76T	2

TOP DEFENSE	TOT	SOLO	AST	SCK	YDS	INT
Darius Leonard	13	6	7	0.0	0.0	0
Bobby Okereke	9	7	2	0.0	0.0	0
Al-Quadin Muhammad	7	5	2	0.5	2.5	0

FIELD GOALS	FGM/FGA	PERCENT	RESULTS
Rodrigo Blankenship	2-4	50.0	37G, 43G, 37B, 47WL
TOTAL	2-4	50.0	

BALTIMORE RAVENS

PASSING	ATT	CP	YDS	SK/YD	TD	LG	INT	RTG
Lamar Jackson	43	37	442	2/5	4	43t	0	140.5
TOTAL	43	37	442	2/5	4	43T	0	140.5

RUSHING	ATT	YDS	AVG	LG	TD
Lamar Jackson	14	62	4.4	13	0
Latavius Murray	6	17	2.8	6	0
Ty'Son Williams	4	6	1.5	5	0
Devonta Freeman	1	1	1.0	1	0
TOTAL	25	86	3.4	13	0

RECEIVING	NO	YDS	AVG	LG	TD
Mark Andrews	11	147	13.4	28	2
Marquise Brown	9	125	13.9	43t	2
Devin Duvernay	4	45	11.3	17	0
Devonta Freeman	3	34	11.3	15	0
Sammy Watkins	2	35	17.5	28	0
James Proche II	2	15	7.5	11	0
Ty'Son Williams	2	15	7.5	8	0
Josh Oliver	2	13	6.5	7	0
Latavius Murray	2	13	6.5	7	0
TOTAL	37	442	11.9	43T	4

TOP DEFENSE	TOT	SOLO	AST	SCK	YDS	INT
Brandon Stephens	10	5	5	0.0	0.0	0
Anthony Averett	7	5	2	0.0	0.0	0
Patrick Queen	6	4	2	0.0	0.0	0

FIELD GOALS	FGM/FGA	PERCENT	RESULTS
Justin Tucker	1-1	100.0	23G
TOTAL	1-1	100.0	

GAME HIGHLIGHTS

- QB Lamar Jackson** threw for a career-high (and single-game Ravens record) 442 yards, surpassing his previous mark of 324 at Mia. (2019). Jackson passed for 4 TDs and 0 INTs, completing 86% (37-of-43). According to ESPN Stats & Information, Jackson became the first player in NFL history to pass for 400 yards while also completing at least 85% of his passes.
- TE Mark Andrews** set career highs in receptions (11) and receiving yards (147), also tying a career high with 2 TD catches and setting a personal best with two 2-point catches. Andrews became the first NFL player since 1970 merger to have 2 receiving TDs and two 2-point conversions in a game.
- OLB Odafu Oweh** tallied 3 tackles, 1 sack and 1 FF to become first Ravens rookie to notch 3 sacks and 2 FFs through his first five career games. Oweh also joins T.J. Watt and Chandler Jones as the NFL's only defenders in 2021 with at least 3 sacks, 2 FFs and 1 FR.
- DE Calais Campbell's** fourth-quarter blocked FG was the 8th blocked kick of his career, which tied Craig Terrill for the third most since 1970 NFL merger. Only Shaun Rogers (14) & Julius Peppers (12) have produced more blocks.
- Under **John Harbaugh** (since 2008), Baltimore owns a 17-2 record in home primetime games, ranking as the NFL's best winning percentage (.895). At home on Monday Night Football during this span, Baltimore is 3-1.

Team Statistics

	Colts	Ravens
First Downs	29	30
3rd-Down Eff. (Made/Att/Pct)	5/10/50%	3/8/38%
4th-Down Eff. (Made/Att/Pct)	1/1/100%	0/0/0%
Total Net Yards	513	523
Total Plays	63	70
Yards Per Play	8.1	7.5
Rushes/Net Yards	26/123	25/86
Net Passing	390	437
Pass Attempts/Completions	35/25	43/37
Had Intercepted	0	0
Sacked/Yards Lost	2/12	2/5
Punts/Average	2/45.0	4/49.5
Penalties/Yards	5/45	8/74
Fumbles/Lost	1/1	1/1
Possession Time	30:45	33:51



GAME 6: CHARGERS 6, RAVENS 34

L.A. Chargers (4-2) • Baltimore (5-1)

Sunday, October 17, 2021 • 1:00 PM EDT • M&T Bank Stadium • Baltimore
Partly Cloudy Temp: 63° F, Humidity: 47%, Wind: WNW 16 mph • Attendance: 70,704 • Time: 2:54



Los Angeles Chargers	0	6	0	0	—	6
Baltimore Ravens	7	10	10	7	—	34

SCORING DRIVES

TEAM	QTR	TIME	SCORING PLAY	LAC	BAL
Ravens	1	05:12	L.Murray 14 yd. run (J.Tucker kick) (12-90, 6:39)	0	7
Ravens	2	13:24	L.Bell 2 yd. run (J.Tucker kick) (8-74, 4:55)	0	14
Ravens	2	07:03	J.Tucker 52 yd. Field Goal (4-5, 2:06)	0	17
Chargers	2	04:04	J.Cook 1 yd. pass from J.Herbert (kick failed, wr) (2-27, 0:16)	6	17
Ravens	3	07:39	M.Andrews 9 yd. pass from L.Jackson (J.Tucker kick) (12-52, 7:21)	6	24
Ravens	3	05:02	J.Tucker 39 yd. Field Goal (4-3, 0:53)	6	27
Ravens	4	14:53	D.Freeman 9 yd. run (J.Tucker kick) (9-65, 4:45)	6	34

LOS ANGELES CHARGERS (HEAD COACH: BRANDON STALEY)

OFFENSE			DEFENSE		
WR	13	K. Allen	EDGE	97	J. Bosa
WR	81	M. Williams	EDGE	42	U. Nwosu
LT	70	R. Slater	DL	99	J. Tilley
LG	71	M. Feiler	DL	98	L. Joseph
C	63	C. Linsley	OLB	52	K. Fackrell
RG	72	M. Schofield III	LB	57	A. Ogbongbemiga
RT	74	S. Norton	LB	44	K. White
TE	89	D. Parham Jr.	CB	26	A. Samuel Jr.
QB	10	J. Herbert	CB	43	M. Davis
FB	40	G. Nabers	CB	25	C. Harris Jr.
RB	30	A. Ekeler	S	33	D. James Jr.

BALTIMORE RAVENS (HEAD COACH: JOHN HARBAUGH)

OFFENSE			DEFENSE		
WR	5	M. Brown	DT	92	J. Madubuike
LT	78	A. Villanueva	NT	98	B. Williams
LG	72	B. Powers	DE	93	C. Campbell
C	77	B. Bozeman	RUSH	50	J. Houston
LG	70	K. Zetter	MLB	56	J. Bynes
RT	65	P. Mekari	WLB	6	P. Queen
TE	85	E. Tomlinson	SAM	54	T. Bowser
QB	8	L. Jackson	SS	36	C. Clark
FB	42	P. Ricard	FS	32	D. Elliott
RB	28	L. Murray	CB	44	M. Humphrey
WR	13	D. Duvernay	CB	23	A. Averett

OFFICIALS: Referee: Bill Vinovich (52), Umpire: Tony Michalek (115), Down Judge: Patrick Holt (106), Line Judge: Mark Perlman (9), Back Judge: Jimmy Russell (82), Field Judge: Joe Blubaugh (57), Field Judge: Gary Cavaletto (60), Replay Official: Mark Butterworth

LOS ANGELES CHARGERS

PASSING	ATT	CP	YDS	SK/YD	TD	LG	INT	RTG
Justin Herbert	39	22	195	2/13	1	26	1	67.8
TOTAL	39	22	195	2/13	1	26	1	67.8

RUSHING	ATT	YDS	AVG	LG	TD
Justin Herbert	2	12	6.0	10	0
Austin Ekeler	6	7	1.2	5	0
Joshua Kelley	4	7	1.8	4	0
TOTAL	12	26	2.2	10	0

RECEIVING	NO	YDS	AVG	LG	TD
Keenan Allen	5	50	10.0	21	0
Austin Ekeler	4	48	12.0	18	0
Jared Cook	4	25	6.3	11	1
Mike Williams	2	27	13.5	26	0
Donald Parham Jr.	2	10	5.0	5	0
Jalen Guyton	1	15	15.0	15	0
Joshua Palmer	1	8	8.0	8	0
Justin Jackson	1	7	7.0	7	0
Gabe Nabers	1	6	6.0	6	0
Stephen Anderson	1	-1	-1.0	-1	0
TOTAL	22	195	8.9	26	1

TOP DEFENSE	TOT	SOLO	AST	SCK	YDS	INT
Amen Ogbongbemiga	8	3	5	0.0	0.0	0
Derwin James Jr.	8	7	1	0.0	0.0	0
Kyzir White	8	3	5	0.0	0.0	2

FIELD GOALS	FGM/FGA	PERCENT	RESULTS
	No Field Goals		

BALTIMORE RAVENS

PASSING	ATT	CP	YDS	SK/YD	TD	LG	INT	RTG
Lamar Jackson	27	19	167	3/27	1	21	2	68.0
TOTAL	27	19	167	3/27	1	21	2	68.0

RUSHING	ATT	YDS	AVG	LG	TD
Devonta Freeman	9	53	5.9	16	1
Lamar Jackson	8	51	6.4	22	0
Latavius Murray	9	44	4.9	14t	1
Le'Veon Bell	8	18	2.3	7	1
Devin Duvernay	1	11	11.0	11	0
Tyler Huntley	3	10	3.3	12	0
TOTAL	38	187	4.9	22	3

RECEIVING	NO	YDS	AVG	LG	TD
Mark Andrews	5	68	13.6	21	1
Marquise Brown	4	35	8.8	20	0
Rashod Bateman	4	29	7.3	11	0
Devin Duvernay	2	15	7.5	8	0
Latavius Murray	2	12	6.0	8	0
Miles Boykin	1	6	6.0	6	0
Josh Oliver	1	2	2.0	2	0
TOTAL	19	167	8.8	21	1

TOP DEFENSE	TOT	SOLO	AST	SCK	YDS	INT
Anthony Averett	6	5	1	0.0	0.0	0
Josh Bynes	6	4	2	0.0	0.0	0
Chuck Clark	5	3	2	0.0	0.0	0

FIELD GOALS	FGM/FGA	PERCENT	RESULTS
Justin Tucker	2-2	100.0	52G, 39G
TOTAL	2-2	100.0	

GAME HIGHLIGHTS

- The Ravens improved to 5-1 for the second-straight season and for the fourth time in franchise history (also 2000 & 2012).
- The Ravens' defense limited Los Angeles to a season-low 208 yards of offense, including just 26 rushing. The 26 rushing yards are the fewest allowed by Baltimore since 11/25/19 at the Rams, and it ties (2006 at TB) for the 10th fewest allowed in a game in Ravens franchise history.
- **QB Lamar Jackson** surpassed Hall of Famer Dan Marino by becoming the youngest QB in league history to reach 35 career victories. Jackson, who turns 25 in January, is 35-8 as a starter, producing the NFL's most wins by a QB since he became a starter in Week 11 of 2018.
- Three different RBs (**Le'Veon Bell**, **Devonta Freeman** & **Latavius Murray**) each scored a rushing TD, marking the second such instance in a Ravens' game since 2018 (Javorius Allen, Alex Collins & Kenneth Dixon) and the third in team history (Le'Ron McClain, Willis McGahee & Ray Rice – 2009).

Team Statistics

	Chargers	Ravens
First Downs	14	27
3rd-Down Eff. (Made/Att/Pct)	3/12/25%	6/11/55%
4th-Down Eff. (Made/Att/Pct)	1/4/25%	0/0/0%
Total Net Yards	208	327
Total Plays	53	68
Yards Per Play	3.9	4.8
Rushes/Net Yards	12/26	38/187
Net Passing	182	140
Pass Attempts/Completions	39/22	27/19
Had Intercepted	1	2
Sacked/Yards Lost	2/13	3/27
Punts/Average	5/52.4	2/43.0
Penalties/Yards	4/35	2/15
Fumbles/Lost	0/0	2/0
Possession Time	21:53	38:07



GAME 7: BENGALS 41, RAVENS 17

Cincinnati (5-2) • Baltimore (5-2)

Sunday, October 24, 2021 • 1:00 PM EDT • M&T Bank Stadium • Baltimore

Cloudy Temp: 61° F, Humidity: 62%, Wind: SSE 7 mph • Attendance: 70,659 • Time: 3:15



Cincinnati Bengals	3	10	14	14	—	41
Baltimore Ravens	0	10	7	0	—	17

SCORING DRIVES

TEAM	QTR	TIME	SCORING PLAY	CIN	BAL
Bengals	1	05:08	E.McPherson 52 yd. Field Goal (8-23, 3:54)	3	0
Ravens	2	14:03	J.Tucker 45 yd. Field Goal (8-50, 3:27)	3	3
Bengals	2	06:29	C.Uzomah 55 yd. pass from J.Burrow (E.McPherson kick) (2-80, 0:37)	10	3
Ravens	2	01:51	D.Freeman 1 yd. run (J.Tucker kick) (10-75, 4:38)	10	10
Bengals	2	00:03	E.McPherson 30 yd. Field Goal (10-63, 1:48)	13	10
Ravens	3	13:20	M.Brown 39 yd. pass from L.Jackson (J.Tucker kick) (3-75, 1:40)	13	17
Bengals	3	11:06	C.Uzomah 32 yd. pass from J.Burrow (E.McPherson kick) (4-75, 2:14)	20	17
Bengals	3	05:48	J.Chase 82 yd. pass from J.Burrow (E.McPherson kick) (3-90, 1:39)	27	17
Bengals	4	09:24	J.Mixon 21 yd. run (E.McPherson kick) (4-38, 2:15)	34	17
Bengals	4	06:59	S.Perine 46 yd. run (E.McPherson kick) (2-44, 0:54)	41	17

CINCINNATI BENGALS (HEAD COACH: ZAC TAYLOR)

OFFENSE			DEFENSE		
WR	1	J. Chase	LT	94	S. Hubbard
WR	83	T. Boyd	DT	65	L. Ogunjobi
WR	85	T. Higgins	DT	68	J. Tupou
LT	73	J. Williams	NT	98	D. Reader
LG	67	Q. Spain	RDE	91	T. Hendrickson
C	66	T. Hopkins	LB	57	G. Pratt
RG	79	J. Carman	LB	55	L. Wilson
RT	71	R. Reiff	CB	22	C. Awuzie
TE	87	C. Uzomah	CB	20	E. Apple
QB	9	J. Burrow	S	30	J. Bates III
HB	28	J. Mixon	S	24	V. Bell

BALTIMORE RAVENS (HEAD COACH: JOHN HARBAUGH)

OFFENSE			DEFENSE		
WR	5	M. Brown	NT	98	B. Williams
LT	78	A. Villanueva	DE	93	C. Campbell
LG	72	B. Powers	RUSH	50	J. Houston
C	77	B. Bozeman	MLB	56	J. Bynes
LG	70	K. Zeitler	WLB	6	P. Queen
RT	65	P. Mekari	SAM	54	T. Bowser
TE	89	M. Andrews	SS	36	C. Clark
TE	85	E. Tomlinson	FS	32	D. Elliott
QB	8	L. Jackson	CB	44	M. Humphrey
FB	42	P. Ricard	CB	23	A. Averett
RB	33	D. Freeman	DB	25	T. Young

OFFICIALS: Referee: Tony Corrente (99), Umpire: Dan Ferrell (64), Down Judge: Patrick Turner (13), Line Judge: Tim Podraza (47), Field Judge: Anthony Jeffries (36), Side Judge: Don Willard (58), Back Judge: Todd Prukop (30), Replay Official: John McGrath, Replay Assistant: Artenzia Young-Seigler

CINCINNATI BENGALS

PASSING	ATT	CP	YDS	SK/YD	TD	LG	INT	RTG
Joe Burrow	38	23	416	1/7	3	82t	1	113.5
TOTAL	38	23	416	1/7	3	82T	1	113.5

RUSHING	ATT	YDS	AVG	LG	TD
Joe Mixon	12	59	4.9	21t	1
Samaje Perine	11	52	4.7	46t	1
Joe Burrow	1	0	0.0	0	0
TOTAL	24	111	4.6	46T	2

RECEIVING	NO	YDS	AVG	LG	TD
Ja'Marr Chase	8	201	25.1	82t	1
Tee Higgins	7	62	8.9	11	0
Tyler Boyd	4	39	9.8	25	0
C.J. Uzomah	3	91	30.3	55t	2
Samaje Perine	1	23	23.0	23	0
TOTAL	23	416	18.1	82T	3

TOP DEFENSE	TOT	SOLO	AST	SCK	YDS	INT
Jessie Bates III	7	4	3	0.0	0.0	0
Larry Ogunjobi	6	5	1	1.5	5.5	0
Logan Wilson	6	4	2	0.0	0.0	0

FIELD GOALS	FGM/FGA	PERCENT	RESULTS
Evan McPherson	2-2	100.0	52G, 30G
TOTAL	2-2	100.0	

GAME HIGHLIGHTS

- **QB Lamar Jackson** rushed for a game-high 88 yards on 12 carries (7.3 avg.), marking his 21st game with at least 75 yards rushing. The 21 such games tie Michael Vick for the most by a QB in NFL history. Jackson has now recorded 14 straight games with a passing TD, ranking as second-longest streak ever by a Ravens' QB. (Jackson holds the team record of throwing at least 1 TD in 15 straight games, from 2019-20.)
- **WR Marquise Brown** posted 5 catches for 80 yards and 1 TD, including a spectacular 39-yard score on the Ravens' opening series of the second half. Brown notched his sixth TD reception, tying him with WR Michael Jackson (1996) for the most by a Raven through seven games in a season.
- **CB Marlon Humphrey** tallied a team-high 7 tackles (tied, CB Anthony Averett). Humphrey also recorded his first INT and FF of the season. It marks the first time in his career that he's had an INT and FF in the same game. Humphrey has posted 9 FFs since 2020, which rank No. 1 in the NFL.
- **OLB Justin Houston** finished with a game-high 4 QB hits, adding 2 total tackles. The 4 QB hits are the most he's had in a game since 2019 when playing for Indianapolis (also 4 vs. Houston). It marked the seventh time in Houston's career that he's tallied at least 4 QB hits in a game.

BALTIMORE RAVENS

PASSING	ATT	CP	YDS	SK/YD	TD	LG	INT	RTG
Lamar Jackson	31	15	257	5/18	1	39t	0	87.7
Tyler Huntley	11	5	39	0/0	0	12	0	54.7
TOTAL	42	20	296	5/18	1	39T	0	79.1

RUSHING	ATT	YDS	AVG	LG	TD
Lamar Jackson	12	88	7.3	16	0
Devonta Freeman	4	14	3.5	10	1
Ty'Son Williams	2	10	5.0	6	0
Le'Veon Bell	5	5	1.0	7	0
Devin Duvernay	1	-2	-2.0	-2	0
TOTAL	24	115	4.8	16	1

RECEIVING	NO	YDS	AVG	LG	TD
Marquise Brown	5	80	16.0	39t	1
Rashod Bateman	3	80	26.7	35	0
Mark Andrews	3	48	16.0	24	0
Devonta Freeman	3	25	8.3	12	0
Josh Oliver	2	29	14.5	19	0
Ty'Son Williams	2	24	12.0	13	0
Devin Duvernay	1	11	11.0	11	0
Le'Veon Bell	1	-1	-1.0	-1	0
TOTAL	20	296	14.8	39T	1

TOP DEFENSE	TOT	SOLO	AST	SCK	YDS	INT
Anthony Averett	7	7	0	0.0	0.0	0
Marlon Humphrey	7	4	3	0.0	0.0	1
Josh Bynes	6	5	1	0.0	0.0	0

FIELD GOALS	FGM/FGA	PERCENT	RESULTS
Justin Tucker	1-1	100.0	45G
TOTAL	1-1	100.0	

Team Statistics

	Bengals	Ravens
First Downs	19	20
3rd-Down Eff. (Made/Att/Pct)	4/13/31%	5/16/31%
4th-Down Eff. (Made/Att/Pct)	1/2/50%	1/4/25%
Total Net Yards	520	393
Total Plays	63	71
Yards Per Play	8.3	5.5
Rushes/Net Yards	24/111	24/115
Net Passing	409	278
Pass Attempts/Completions	38/23	42/20
Had Intercepted	1	0
Sacked/Yards Lost	1/7	5/18
Punts/Average	4/54.0	6/44.0
Penalties/Yards	1/5	5/46
Fumbles/Lost	1/0	1/0
Possession Time	28:11	31:49



GAME 8: VIKINGS 31, RAVENS 34 (OT)

Minnesota (3-5) • Baltimore (6-2)

Sunday, November 7, 2021 • 1:00 PM EST • M&T Bank Stadium • Baltimore
Partly Cloudy Temp: 58° F, Humidity: 41%, Wind: NNE 8 mph • Attendance: 70,599 • Time: 3:32



Minnesota Vikings	7	10	7	7	0	—	31
Baltimore Ravens	3	7	7	14	3	—	34

SCORING DRIVES

TEAM	QTR	TIME	SCORING PLAY	MIN	BAL
Ravens	1	10:34	J.Tucker 37 yd. Field Goal (11-56, 4:26)	0	3
Vikings	1	08:32	J.Jefferson 50 yd. pass from K.Cousins (G.Joseph kick) (5-79, 2:02)	7	3
Vikings	2	13:15	K.Cousins 1 yd. run (G.Joseph kick) (11-94, 6:29)	14	3
Vikings	2	01:25	G.Joseph 36 yd. Field Goal (4-1, 0:16)	17	3
Ravens	2	00:19	D.Freeman 5 yd. pass from L.Jackson (J.Tucker kick) (6-75, 1:06)	17	10
Vikings	3	14:47	K.Nwangwu 98 yd. kickoff return (G.Joseph kick) (0-0, 0:13)	24	10
Ravens	3	08:39	P.Ricard 1 yd. pass from L.Jackson (J.Tucker kick) (10-72, 6:08)	24	17
Ravens	4	09:19	D.Duvernay 5 yd. pass from L.Jackson (J.Tucker kick) (18-82,10:17)	24	24
Ravens	4	03:29	L.Bell 1 yd. run (J.Tucker kick) (7-61, 4:16)	24	31
Vikings	4	01:03	A.Thielen 1 yd. pass from K.Cousins (G.Joseph kick) (10-75, 2:26)	31	31
Ravens	OT	00:00	J.Tucker 36 yd. Field Goal (10-72, 5:01)	31	34

MINNESOTA VIKINGS (HEAD COACH: MIKE ZIMMER)

OFFENSE			DEFENSE		
WR	18	J. Jefferson	LE	98	D. Donnum
WR	17	K. Osborn	NT	96	A. Watts
WR	19	A. Thielen	DT	94	D. Tomlinson
LT	71	C. Darrisaw	RE	97	E. Griffen
LG	72	E. Cleveland	SLB	55	A. Barr
C	52	M. Cole	MLB	54	E. Kendrick
RG	74	O. Udoh	WLB	59	N. Vigil
RT	75	B. O'Neill	LCB	27	C. Dantzler
QB	8	K. Cousins	RCB	21	B. Breealand
RB	33	D. Cook	SS	43	C. Bynum
FB	30	C. Ham	FS	23	X. Woods

BALTIMORE RAVENS (HEAD COACH: JOHN HARBAUGH)

OFFENSE			DEFENSE		
WR	5	M. Brown	DT	92	J. Madubuike
LT	78	A. Villanueva	NT	71	J. Ellis
LG	72	B. Powers	DE	93	C. Campbell
C	77	B. Bozeman	RUSH	50	J. Houston
LG	70	K. Zeiler	MLB	56	J. Bynes
RT	74	T. Phillips	WLB	6	P. Queen
TE	85	E. Tomlinson	SAM	54	T. Bowser
QB	8	L. Jackson	SS	36	C. Clark
FB	42	P. Ricard	FS	32	D. Elliott
RB	33	D. Freeman	CB	44	M. Humphrey
WR	12	R. Bateman	CB	23	A. Averett

OFFICIALS: Referee: Carl Cheffers (51), Umpire: Tra Blake (33), Down Judge: Jerry Bergman (91), Line Judge: Jeff Seeman (45), Field Judge: Nathan Jones (42), Side Judge: Eugene Hall (103), Back Judge: Matt Edwards (96), Replay Official: Andrew Lambert, Replay Assistant: Kirt Shay

MINNESOTA VIKINGS

PASSING	ATT	CP	YDS	SK/YD	TD	LG	INT	RTG
Kirk Cousins	28	17	187	0/0	2	50t	0	104.3
TOTAL	28	17	187	0/0	2	50T	0	104.3

RUSHING	ATT	YDS	AVG	LG	TD
Dalvin Cook	17	110	6.5	66	0
Justin Jefferson	1	11	11.0	11	0
Kene Nwangwu	1	9	9.0	9	0
Kirk Cousins	1	1	1.0	1t	1
Alexander Mattison	4	0	0.0	2	0
TOTAL	24	131	5.5	66	1

RECEIVING	NO	YDS	AVG	LG	TD
Tyler Conklin	5	45	9.0	18	0
Justin Jefferson	3	69	23.0	50t	1
Dalvin Cook	3	12	4.0	6	0
Adam Thielen	2	6	3.0	5	1
C.J. Ham	1	27	27.0	27	0
K.J. Osborn	1	20	20.0	20	0
Luke Stocker	1	5	5.0	5	0
Alexander Mattison	1	3	3.0	3	0
TOTAL	17	187	11.0	50T	2

TOP DEFENSE	TOT	SOLO	AST	SCK	YDS	INT
Eric Kendrick	18	9	9	0.0	0.0	0
Camryn Bynum	12	8	4	0.0	0.0	1
Cameron Dantzler	10	10	0	0.0	0.0	0

FIELD GOALS	FGM/FGA	PERCENT	RESULTS
Greg Joseph	1-1	100.0	36G
TOTAL	1-1	100.0	

BALTIMORE RAVENS

PASSING	ATT	CP	YDS	SK/YD	TD	LG	INT	RTG
Lamar Jackson	41	27	266	3/13	3	22	2	88.1
TOTAL	41	27	266	3/13	3	22	2	88.1

RUSHING	ATT	YDS	AVG	LG	TD
Lamar Jackson	21	120	5.7	12	0
Devonta Freeman	13	79	6.1	19	0
Le'Veon Bell	11	48	4.4	12	1
TOTAL	45	247	5.5	19	1

RECEIVING	NO	YDS	AVG	LG	TD
Marquise Brown	9	116	12.9	22	0
Rashod Bateman	5	52	10.4	15	0
Mark Andrews	5	44	8.8	13	0
Patrick Ricard	3	35	11.7	22	1
Devin Duvernay	2	8	4.0	5t	1
Devonta Freeman	2	4	2.0	5t	1
Eric Tomlinson	1	7	7.0	7	0
TOTAL	27	266	9.9	22	3

TOP DEFENSE	TOT	SOLO	AST	SCK	YDS	INT
Josh Bynes	11	8	3	0.0	0.0	0
DeShon Elliott	6	6	0	0.0	0.0	0
Tyus Bowser	5	3	2	0.0	0.0	0

FIELD GOALS	FGM/FGA	PERCENT	RESULTS
Justin Tucker	2-2	100.0	37G, 36G
TOTAL	2-2	100.0	

GAME HIGHLIGHTS

- The Ravens improved to 6-2 for the seventh time in team history (also 2006, 2010-12, 2019-20) and for the third-consecutive season. (Baltimore is 6-2 for the sixth time under head coach John Harbaugh.)
- The Ravens won their 12th-straight game against an NFC opponent, dating back to 2018 at Atlanta.
- The 36-yard FG in overtime marked **K Justin Tucker's** 18th-career game-winning boot (including playoffs). Tucker has connected on 53 consecutive fourth-quarter/OT FGAs.
- **QB Lamar Jackson** became the first QB in NFL history to record multiple career games with at least 3 TD passes and 100 rushing yards, also doing so in 2019 vs. Cle. He also produced his 22nd-career game with at least 75 rushing yards, setting a new NFL record (was previously tied with Michael Vick). It was also Jackson's 10th regular season game with 100+ yards rushing, tying Vick for the most in NFL history.
- **WR Marquise Brown** produced a game-high 9 receptions for 116 yards, marking his third 100-yard game in 2021 and the fifth of his career.

Team Statistics

	Vikings	Ravens
First Downs	13	36
3rd-Down Eff. (Made/Att/Pct)	5/14/36%	6/15/40%
4th-Down Eff. (Made/Att/Pct)	2/2/100%	3/3/100%
Total Net Yards	318	500
Total Plays	52	89
Yards Per Play	6.1	5.6
Rushes/Net Yards	24/131	45/247
Net Passing	187	253
Pass Attempts/Completions	28/17	41/27
Had Intercepted	0	2
Sacked/Yards Lost	0/0	3/13
Punts/Average	5/48.4	3/41.7
Penalties/Yards	8/107	8/61
Fumbles/Lost	0/0	0/0
Possession Time	23:40	46:04



GAME 9: RAVENS 10, DOLPHINS 22

Baltimore (6-3) • Miami (3-7)

Thursday, November 11, 2021 • 8:20 PM EST • Hard Rock Stadium • Miami
Partly Cloudy Temp: 77° F, Humidity: 84%, Wind: ESE 7 mph • Attendance: 65,948 • Time: 3:24



Baltimore Ravens	3	0	0	7	—	10
Miami Dolphins	0	6	0	16	—	22

SCORING DRIVES

TEAM	QTR	TIME	SCORING PLAY	BAL	MIA
Ravens	1	09:48	J.Tucker 46 yd. Field Goal (9-47, 5:12)	3	0
Dolphins	2	06:18	J.Sanders 31 yd. Field Goal (10-46, 5:14)	3	3
Dolphins	2	00:03	J.Sanders 22 yd. Field Goal (8-84, 0:48)	3	6
Dolphins	4	12:34	J.Sanders 29 yd. Field Goal (7-53, 4:05)	3	9
Dolphins	4	11:23	X.Howard 49 yd. fumble return (pass failed)	3	15
Ravens	4	04:12	M.Andrews 5 yd. pass from L.Jackson (J.Tucker kick) (9-99, 3:28)	10	15
Dolphins	4	02:19	T.Tagovailoa 1 yd. run (J.Sanders kick) (6-75, 1:53)	10	22

MIAMI DOLPHINS (HEAD COACH: BRIAN FLORES)

OFFENSE			DEFENSE		
WR	2	A. Wilson	DT	92	Z. Sieler
WR	18	P. Williams	NT	98	R. Davis
WR	17	J. Waddle	DE	94	C. Wilkins
LT	74	L. Eichenberg	LB	52	E. Roberts
LG	73	A. Jackson	LB	43	A. Van Ginkel
C	61	A. Reiter	LB	45	D. Riley
RG	68	R. Hunt	LB	55	J. Baker
RT	77	J. Davis	CB	24	B. Jones
TE	81	D. Smythe	CB	25	X. Howard
QB	14	J. Brissett	S	8	X. Holland
RB	37	M. Gaskin	S	29	B. Jones

BALTIMORE RAVENS (HEAD COACH: JOHN HARBAUGH)

OFFENSE			DEFENSE		
WR	5	M. Brown	NT	71	J. Ellis
LT	78	A. Villanueva	DE	93	C. Campbell
LG	72	B. Powers	RUSH	50	J. Houston
C	77	B. Bozeman	MLB	56	J. Bynes
LG	70	K. Zeidler	WLB	6	P. Queen
RT	74	T. Phillips	SAM	54	T. Bowser
TE	85	E. Tomlinson	SS	36	C. Clark
QB	8	L. Jackson	FS	21	B. Stephens
FB	42	P. Ricard	CB	44	M. Humphrey
RB	33	D. Freeman	CB	23	A. Averett
WR	14	S. Watkins	DB	25	T. Young

OFFICIALS: Referee: Ronald Torbert (62), Umpire: Mark Pellis (131), Down Judge: Kevin Codey (16), Line Judge: Mark Steinkerchner (84), Field Judge: Ryan Dickson (25), Side Judge: Keith Washington (7), Back Judge: Tony Josselyn (67), Replay Official: Saleem Choudhry, Replay Assistant: Meddie Kalegi

BALTIMORE RAVENS

PASSING	ATT	CP	YDS	SK/YD	TD	LG	INT	RTG
Lamar Jackson	43	26	238	4/28	1	30	1	73.6
TOTAL	43	26	238	4/28	1	30	1	73.6

RUSHING	ATT	YDS	AVG	LG	TD
Lamar Jackson	9	39	4.3	11	0
Devonta Freeman	10	35	3.5	12	0
Devin Duvernay	1	19	19.0	19	0
Le'Veon Bell	3	1	0.3	1	0
TOTAL	23	94	4.1	19	0

RECEIVING	NO	YDS	AVG	LG	TD
Rashod Bateman	6	80	13.3	30	0
Mark Andrews	6	63	10.5	15	1
Marquise Brown	6	37	6.2	11	0
Devin Duvernay	4	28	7.0	11	0
Devonta Freeman	3	23	7.7	9	0
Sammy Watkins	1	7	7.0	7	0
TOTAL	26	238	9.2	30	1

TOP DEFENSE	TOT	SOLO	AST	SCK	YDS	INT
Marlon Humphrey	7	5	2	0.0	0.0	0
Brandon Stephens	5	4	1	0.0	0.0	0
Patrick Queen	5	4	1	1.0	6.0	0

FIELD GOALS	FGM/FGA	PERCENT	RESULTS
Justin Tucker	1-2	50.0	46G, 48WR
TOTAL	1-2	50.0	

GAME HIGHLIGHTS

- **OLB Justin Houston** recorded his 100th-career sack, becoming the 37th player in league history to reach the coveted century mark. Since entering the league in 2011, Houston's 100.5 sacks are the league's fourth most, trailing only Von Miller (110.5), Chandler Jones (103) and J.J. Watt (102).
- **TE Mark Andrews** recorded 6 catches for 63 yards and 1 TD, giving him 204 career receptions. Andrews reached the 200-reception milestone in his 54th-career game, becoming the second-fastest Raven to secure 200 career receptions (Ray Rice; 51 games).
- **OLB Odafe Oweh** recorded 4 tackles (3 solo), 2 TFL and 1 sack, marking his fourth sack of the season. The 4 sacks are the third most by a rookie this season (Azeem Ojulari – 5.5 & Micah Parsons – 5) and the most by a rookie Raven since OLB Matthew Judon (4 in 2016).
- Through his first four career games, **WR Rashod Bateman** has recorded 18 receptions, 15 of which have converted for a first down. The 15 first down receptions are the most by a Ravens' rookie through his first four career games in franchise history, while his 18 receptions tie (Marquise Brown, 2019) for the most by a Ravens' rookie through the first four games of a career.

MIAMI DOLPHINS

PASSING	ATT	CP	YDS	SK/YD	TD	LG	INT	RTG
Jacoby Brissett	23	11	156	2/17	0	52	0	70.2
Tua Tagovailoa	13	8	158	1/6	0	64	0	104.0
Albert Wilson	0	0	0	1/1	0	0	0	0.0
TOTAL	36	19	314	4/24	0	64	0	82.4

RUSHING	ATT	YDS	AVG	LG	TD
Myles Gaskin	14	31	2.2	11	0
Albert Wilson	2	19	9.5	14	0
Salvon Ahmed	2	6	3.0	4	0
Jacoby Brissett	1	4	4.0	4	0
Tua Tagovailoa	3	0	0.0	1t	1
TOTAL	22	60	2.7	14	1

RECEIVING	NO	YDS	AVG	LG	TD
Albert Wilson	4	87	21.8	64	0
Isaiah Ford	4	84	21.0	52	0
Jaylen Waddle	4	61	15.3	35	0
Adam Shaheen	3	34	11.3	21	0
Durham Smythe	1	23	23.0	23	0
Myles Gaskin	1	14	14.0	14	0
Salvon Ahmed	1	9	9.0	9	0
Patrick Laird	1	2	2.0	2	0
TOTAL	19	314	16.5	64	0

TOP DEFENSE	TOT	SOLO	AST	SCK	YDS	INT
Byron Jones	9	7	2	0.0	0.0	0
Brandon Jones	7	6	1	0.0	0.0	0
Elandon Roberts	6	2	4	1.0	7.0	0

FIELD GOALS	FGM/FGA	PERCENT	RESULTS
Jason Sanders	3-3	100.0	31G, 22G, 29G
TOTAL	3-3	100.0	

Team Statistics

	Ravens	Dolphins
First Downs	23	17
3rd-Down Eff. (Made/Att/Pct)	2/14/14%	3/13/23%
4th-Down Eff. (Made/Att/Pct)	0/0/0%	0/0/0%
Total Net Yards	304	350
Total Plays	70	62
Yards Per Play	4.3	5.6
Rushes/Net Yards	23/94	22/60
Net Passing	210	290
Pass Attempts/Completions	43/26	36/19
Had Intercepted	1	0
Sacked/Yards Lost	4/28	4/24
Punts/Average	8/40.1	8/43.5
Penalties/Yards	4/20	11/97
Fumbles/Lost	2/1	2/0
Possession Time	31:48	28:12



GAME 10: RAVENS 16, BEARS 13

Baltimore (7-3) • Chicago (3-7)

Sunday, November 21, 2021 • 1:00 PM EST • Soldier Field • Chicago
Mostly Sunny Temp: 43° F, Humidity: 63%, Wind: NE 13 mph • Attendance: 60,679



Baltimore Ravens	0	6	0	10	—	16
Chicago Bears	0	0	7	6	—	13

SCORING DRIVES

TEAM	QTR	TIME	SCORING PLAY	BAL	CHI
Ravens	2	02:11	J.Tucker 35 yd. Field Goal (10-49, 6:16)	3	0
Ravens	2	00:02	J.Tucker 27 yd. Field Goal (11-55, 1:05)	6	0
Bears	3	08:02	D.Mooney 60 yd. pass from A.Dalton (C.Santos kick) (2-83, 0:44)	6	7
Ravens	4	03:41	J.Tucker 46 yd. Field Goal (7-17, 3:48)	9	7
Bears	4	01:41	M.Goodwin 49 yd. pass from A.Dalton (pass failed) (10-75, 2:00)	9	13
Ravens	4	00:22	D.Freeman 3 yd. run (J.Tucker kick) (5-72, 1:19)	16	13

CHICAGO BEARS (HEAD COACH: MATT NAGY)			
OFFENSE		DEFENSE	
WR	84 M. Goodwin	DE	90 A. Blackson
WR	11 D. Mooney	NT	91 E. Goldman
LT	71 J. Peters	DT	98 B. Nichols
LG	65 C. Whitehair	DT	96 A. Hicks
C	67 S. Mustipher	OLB	99 T. Gipson
RG	68 J. Daniels	ILB	44 A. Ogletree
RT	75 L. Borom	ILB	58 R. Smith
TE	85 C. Kmet	OLB	94 R. Quinn
TE	18 J. James	CB	22 K. Vildor
QB	1 J. Fields	S	38 T. Gipson Sr.
RB	32 D. Montgomery	S	36 D. Houston-Carson
		CB	33 J. Johnson

BALTIMORE RAVENS (HEAD COACH: JOHN HARBAUGH)			
OFFENSE		DEFENSE	
WR	14 S. Watkins	DT	92 J. Madubuike
LT	78 A. Villanueva	NT	71 J. Ellis
LG	72 B. Powers	DE	93 C. Campbell
C	77 B. Bozeman	RUSH	50 J. Houston
LG	70 K. Zeitler	MLB	56 J. Bynes
RT	65 P. Mekari	WLB	6 P. Queen
TE	86 N. Boyle	SAM	54 T. Bowser
QB	2 T. Huntley	SS	36 C. Clark
FB	42 P. Ricard	FS	21 B. Stephens
RB	33 D. Freeman	CB	44 M. Humphrey
WR	13 D. Duvernay	CB	30 C. Westry

OFFICIALS: Referee: Shawn Smith (14), Umpire: Bryan Neale (92), Down Judge: Mark Hittner (28), Line Judge: Michael Dolce (123), Field Judge: Greg Gautreaux (80), Side Judge: Dave Hawkshaw (107), Back Judge: Dino Paganelli (105), Replay Official: Mike Wimmer, Replay Assistant: Sebrina Brunson

BALTIMORE RAVENS

PASSING	ATT	CP	YDS	SK/YD	TD	LG	INT	RTG
Tyler Huntley	36	26	219	6/43	0	29	1	76.0
TOTAL	36	26	219	6/43	0	29	1	76.0

RUSHING	ATT	YDS	AVG	LG	TD
Devonta Freeman	16	49	3.1	10	1
Tyler Huntley	7	40	5.7	19	0
Lataavius Murray	10	32	3.2	8	0
Patrick Ricard	1	2	2.0	2	0
TOTAL	34	123	3.6	19	1

RECEIVING	NO	YDS	AVG	LG	TD
Mark Andrews	8	73	9.1	16	0
Devonta Freeman	6	31	5.2	9	0
Devin Duvernay	4	37	9.3	21	0
Sammy Watkins	3	48	16.0	29	0
Rashod Bateman	3	29	9.7	15	0
Lataavius Murray	2	1	0.5	3	0
TOTAL	26	219	8.4	29	0

TOP DEFENSE	TOT	SOLO	AST	SCK	YDS	INT
Patrick Queen	7	4	3	0.0	0.0	0
Marlon Humphrey	5	4	1	0.0	0.0	0
Tyus Bowser	5	4	1	2.0	18.0	0

FIELD GOALS	FGM/FGA	PERCENT	RESULTS
Justin Tucker	3-3	100.0	35G, 27G, 46G
TOTAL	3-3	100.0	

GAME HIGHLIGHTS

- Baltimore has won 13 straight games vs. NFC opponents, dating back to Week 13 of 2018 at Atlanta. This ranks as the NFL's longest active interconference winning streak and ties (Miami and New Orleans) for the second-longest such streak since the 1970 merger (New England – 17 wins from 2005-09).
- The Ravens have won a league-high five games in 2021 in which they've faced a fourth-quarter deficit, marking the most such victories in Ravens' single-season history. Via Elias Sports, Baltimore became the fourth team in the last 40 seasons to record five or more fourth-quarter comeback wins in their first 10 games (1982 Raiders, 2009 Colts and 2016 Lions).
- QB Tyler Huntley** made his first-career NFL start, leading the Ravens to a dramatic fourth-quarter game-winning drive. Huntley joined Chase Daniel (2013) and Robert Griffin III (2012) as the only QBs in NFL history to eclipse 200 passing yards and 40 rushing yards, while completing at least 70% of their passes, in their first NFL start.
- OLB Tyus Bowser** recorded 5 tackles (4 solo), 2 sacks (-18 yards), including a game-sealing takedown of QB Andy Dalton as time expired, and 1 FF in the victory. It marked the first game of his career in which he notched multiple sacks and a FF, and he became the first Raven in 2021 to achieve the feat. (It was his third-career multi-sack performance.)

CHICAGO BEARS

PASSING	ATT	CP	YDS	SK/YD	TD	LG	INT	RTG
Andy Dalton	23	11	201	1/18	2	60t	0	107.3
Justin Fields	11	4	79	2/1	0	29	0	62.3
TOTAL	34	15	280	3/19	2	60T	0	92.8

RUSHING	ATT	YDS	AVG	LG	TD
David Montgomery	14	58	4.1	11	0
Justin Fields	4	23	5.8	8	0
Jakeem Grant Sr.	1	11	11.0	11	0
Khalil Herbert	1	0	0.0	0	0
TOTAL	20	92	4.6	11	0

RECEIVING	NO	YDS	AVG	LG	TD
Darnell Mooney	5	121	24.2	60t	1
Marquise Goodwin	4	104	26.0	49t	1
Jimmy Graham	2	25	12.5	23	0
Cole Kmet	1	12	12.0	12	0
David Montgomery	1	9	9.0	9	0
Jakeem Grant Sr.	1	6	6.0	6	0
Damiere Byrd	1	3	3.0	3	0
TOTAL	15	280	18.7	60T	2

TOP DEFENSE	TOT	SOLO	AST	SCK	YDS	INT
Roquan Smith	17	13	4	0.0	0.0	0
DeAndre Houston-Carson	8	6	2	0.0	0.0	0
Alec Ogletree	7	4	3	0.0	0.0	0

FIELD GOALS	FGM/FGA	PERCENT	RESULTS
Cairo Santos	0-1	0.0	40WL
TOTAL	0-1	0.0	

Team Statistics

	Ravens	Bears
First Downs	23	14
3rd-Down Eff. (Made/Att/Pct)	7/16/44%	2/11/18%
4th-Down Eff. (Made/Att/Pct)	1/1/100%	2/3/67%
Total Net Yards	299	353
Total Plays	76	57
Yards Per Play	3.9	6.2
Rushes/Net Yards	34/123	20/92
Net Passing	176	261
Pass Attempts/Completions	36/26	34/15
Had Intercepted	1	0
Sacked/Yards Lost	6/43	3/19
Punts/Average	6/43.3	5/41.0
Penalties/Yards	6/36	6/58
Fumbles/Lost	1/0	1/1
Possession Time	38:50	21:10



GAME 11: BROWNS 10, RAVENS 16

Cleveland (6-6) • Baltimore (8-3)

Sunday, November 28, 2021 • 8:20 PM EST • M&T Bank Stadium • Baltimore

Cloudy Temp: 45° F, Humidity: 63%, Wind: NW 3 mph • Attendance: 70,355 • Time: 3:14



Cleveland Browns	0	3	7	0	—	10
Baltimore Ravens	3	3	7	3	—	16

SCORING DRIVES

TEAM	QTR	TIME	SCORING PLAY	CLE	BAL
Ravens	1	00:24	J.Tucker 52 yd. Field Goal (9-41, 3:38)	0	3
Ravens	2	03:53	J.Tucker 25 yd. Field Goal (17-59, 8:41)	0	6
Browns	2	01:02	C.McLaughlin 46 yd. Field Goal (7-25, 1:27)	3	6
Ravens	3	09:48	M.Andrews 13 yd. pass from L.Jackson (J.Tucker kick) (10-75, 5:12)	3	13
Browns	3	00:39	D.Njoku 20 yd. pass from B.Mayfield (C.McLaughlin kick) (5-87, 2:30)	10	13
Ravens	4	01:10	J.Tucker 49 yd. Field Goal (11-45, 5:18)	10	16

CLEVELAND BROWNS (HEAD COACH: KEVIN STEFANSKI)

OFFENSE			DEFENSE		
WR	80	J. Landry	DE	90	J. Clowney
LT	71	J. Wills Jr.	DE	95	M. Garrett
LG	75	J. Bitonio	DT	97	M. Jackson
C	64	J. Tretter	DT	58	M. McDowell
RG	77	W. Teller	WILL	28	J. Owusu-Koramoah
RT	78	J. Conklin	MIKE	4	A. Walker Jr.
TE	88	H. Bryant	CB	20	G. Newsome II
TE	81	A. Hooper	CB	21	D. Ward
TE	85	D. Njoku	SS	43	J. Johnson III
QB	6	B. Mayfield	FS	33	R. Harrison Jr.
RB	24	N. Chubb	S	22	G. Delgit

BALTIMORE RAVENS (HEAD COACH: JOHN HARBAUGH)

OFFENSE			DEFENSE		
WR	5	M. Brown	DT	71	J. Ellis
WR	12	R. Bateman	NT	98	B. Williams
LT	78	A. Villanueva	DE	92	J. Madubuike
LG	72	B. Powers	RUSH	50	J. Houston
C	77	B. Bozeman	MLB	56	J. Bynes
LG	70	K. Zeiter	WLB	6	P. Queen
RT	65	P. Mekari	SAM	54	T. Bowser
QB	8	L. Jackson	SS	36	C. Clark
FB	42	P. Ricard	FS	21	B. Stephens
RB	28	L. Murray	CB	44	M. Humphrey
WR	13	D. Duvernay	CB	23	A. Averett

OFFICIALS: Referee: Jerome Boger (23), Umpire: Barry Anderson (20), Down Judge: Frank LeBlanc (44), Line Judge: Rusty Baynes (59), Side Judge: Jonah Monroe (120), Back Judge: Dino Paganelli (105), Replay Official: Ross Smith, Replay Assistant: Gerald Frye, Field Judge: Steve Zimmer (33)

CLEVELAND BROWNS

PASSING	ATT	CP	YDS	SK/YD	TD	LG	INT	RTG
Baker Mayfield	37	18	247	2/24	1	41	0	79.4
Jarvis Landry	0	0	0	1/1	0	0	0	0.0
TOTAL	37	18	247	3/25	1	41	0	79.4

RUSHING	ATT	YDS	AVG	LG	TD
Kareem Hunt	7	20	2.9	9	0
Nick Chubb	8	16	2.0	5	0
Baker Mayfield	2	4	2.0	3	0
TOTAL	17	40	2.4	9	0

RECEIVING	NO	YDS	AVG	LG	TD
Jarvis Landry	6	111	18.5	38	0
Harrison Bryant	3	50	16.7	41	0
David Njoku	3	35	11.7	20t	1
Nick Chubb	2	23	11.5	16	0
Ja'Marcus Bradley	2	18	9.0	10	0
Donovan Peoples-Jones	2	10	5.0	6	0
TOTAL	18	247	13.7	41	1

TOP DEFENSE	TOT	SOLO	AST	SCK	YDS	INT
Ronnie Harrison Jr.	14	11	3	0.0	0.0	1
Anthony Walker Jr.	12	8	4	0.0	0.0	0
Jeremiah Owusu-Koramoah	12	6	6	0.5	2.0	0

FIELD GOALS	FGM/FGA	PERCENT	RESULTS
Chase McLaughlin	1-2	50.0	46WL, 46G
TOTAL	1-2	50.0	

BALTIMORE RAVENS

PASSING	ATT	CP	YDS	SK/YD	TD	LG	INT	RTG
Lamar Jackson	32	20	165	2/10	1	39	4	46.5
TOTAL	32	20	165	2/10	1	39	4	46.5

RUSHING	ATT	YDS	AVG	LG	TD
Lamar Jackson	17	68	4.0	13	0
Devonta Freeman	16	52	3.3	8	0
Lataavius Murray	8	14	1.8	4	0
Devin Duvernay	1	13	13.0	13	0
Ty'Son Williams	1	1	1.0	1	0
TOTAL	43	148	3.4	13	0

RECEIVING	NO	YDS	AVG	LG	TD
Marquise Brown	8	51	6.4	11	0
Mark Andrews	4	65	16.3	39	1
Rashod Bateman	4	31	7.8	13	0
Devonta Freeman	1	8	8.0	8	0
Sammy Watkins	1	8	8.0	8	0
Devin Duvernay	1	2	2.0	2	0
Patrick Ricard	1	0	0.0	0	0
TOTAL	20	165	8.3	39	1

TOP DEFENSE	TOT	SOLO	AST	SCK	YDS	INT
Marlon Humphrey	8	7	1	0.0	0.0	0
Patrick Queen	8	8	0	0.0	0.0	0
Brandon Stephens	5	2	3	0.0	0.0	0

FIELD GOALS	FGM/FGA	PERCENT	RESULTS
Justin Tucker	3-3	100.0	52G, 25G, 49G
TOTAL	3-3	100.0	

GAME HIGHLIGHTS

- Under head coach **John Harbaugh** (since 2008), the Ravens have produced an 18-2 record at home in primetime games. This .900 winning percentage is the NFL's best home mark in primetime during this span.
- Baltimore held the Browns – who entered the game with the NFL's No. 1 rushing offense (156.8 ypg) – to a season-low 40 yards.
- LB Patrick Queen** registered a team-high (tied, **CB Marlon Humphrey**) 8 total tackles (all solo), including 2 TFL, and 1 FR.
- K Justin Tucker** made 3 FGs, hitting from 52, 25 and 49 yards. With the 52-yarder in the first quarter, Tucker has now made 46 FGs from 50-plus yards since entering the league in 2012, ranking as the NFL's second most (Matt Prater – 51). Tucker's 46 makes from 50-plus yards are also the most by a kicker in the first 10 seasons of a career in NFL history.
- OLB Odafe Oweh** became the NFL's only rookie in 2021 to post a sack, FF and FR in the same game. (He had 4 tackles, 1 sack, 1 FF and 1 FR in the game.)
- OLB Tyus Bowser** tallied 4 total tackles, 1 sack, a game-high 3 QB hits and 1 PD. He has 5.5 sacks on the season, marking a new career high. (Previous best was 5 sacks in 2019.)

Team Statistics

	Browns	Ravens
First Downs	14	22
3rd-Down Eff. (Made/Att/Pct)	4/13/31%	7/15/47%
4th-Down Eff. (Made/Att/Pct)	0/1/0%	1/1/100%
Total Net Yards	262	303
Total Plays	57	77
Yards Per Play	4.6	3.9
Rushes/Net Yards	17/40	43/148
Net Passing	222	155
Pass Attempts/Completions	37/18	32/20
Had Intercepted	0	4
Sacked/Yards Lost	3/25	2/10
Punts/Average	6/43.5	3/45.3
Penalties/Yards	5/45	5/54
Fumbles/Lost	2/2	0/0
Possession Time	22:56	37:04



GAME 12: RAVENS 19, STEELERS 20

Baltimore (8-4) • Pittsburgh (6-5-1)

Sunday, December 5, 2021 • 4:25 PM EST • Heinz Field • Pittsburgh

Cloudy Temp: 50° F, Humidity: 42%, Wind: E 9 mph • Attendance: 59,303 • Time: 3:10



Baltimore Ravens	0	7	3	9	—	19
Pittsburgh Steelers	0	3	0	17	—	20

SCORING DRIVES

TEAM	QTR	TIME	SCORING PLAY	BAL	PIT
Ravens	2	08:37	D.Freeman 3 yd. run (J.Tucker kick) (16-99,10:27)	7	0
Steelers	2	00:27	C.Boswell 53 yd. Field Goal (9-52, 1:21)	7	3
Ravens	3	07:24	J.Tucker 35 yd. Field Goal (10-41, 5:20)	10	3
Steelers	4	14:01	D.Johnson 29 yd. pass from B.Roethlisberger (kick failed, wl) (4-78, 1:38)	10	9
Ravens	4	11:51	J.Tucker 28 yd. Field Goal (5-51, 2:10)	13	9
Steelers	4	07:18	C.Boswell 43 yd. Field Goal (10-50, 4:33)	13	12
Steelers	4	01:48	D.Johnson 5 yd. pass from B.Roethlisberger (B.Roethlisberger-P.Freiermuth pass) (11-69, 4:33)	13	20
Ravens	4	00:12	S.Watkins 6 yd. pass from L.Jackson (pass failed) (8-60, 1:36)	19	20

PITTSBURGH STEELERS (HEAD COACH: MIKE TOMLIN)

OFFENSE			DEFENSE		
WR	18	D. Johnson	DT	97	C. Heyward
LT	65	D. Moore Jr.	NT	57	M. Adams Sr.
LG	67	B. Finney	DL	95	C. Wormley
C	53	K. Green	LOLB	90	T. Watt
RG	51	T. Turner	LILB	55	D. Bush
RT	76	C. Okorafor	ROLB	93	J. Schobert
TE	88	P. Freiermuth	56	A. Highsmith	
RB	22	N. Harris	LCB	25	A. Wilferspoon
QB	7	B. Roethlisberger	FS	39	M. Fitzpatrick
TE	81	Z. Gentry	SS	34	T. Edmunds
FB	44	D. Watt	RCB	20	C. Sutton

BALTIMORE RAVENS (HEAD COACH: JOHN HARBAUGH)

OFFENSE			DEFENSE		
WR	5	M. Brown	DT	93	C. Campbell
LT	78	A. Villanueva	NT	98	B. Williams
LG	72	B. Powers	DE	92	J. Madubuike
C	77	B. Bozeman	RUSH	50	J. Houston
LG	70	K. Zeidler	MLB	56	J. Bynes
RT	65	P. Mekari	6	P. Queen	
TE	89	M. Andrews	SAM	54	T. Bowser
QB	8	L. Jackson	SS	36	C. Clark
FB	42	P. Ricard	FS	21	B. Stephens
RB	33	D. Freeman	CB	44	M. Humphrey
WR	14	S. Watkins	CB	23	A. Averett

OFFICIALS: Referee: Scott Novak (1), Umpire: Ramon George (128), Down Judge: Derick Bowers (74), Line Judge: Walt Coleman IV (65), Field Judge: Mike Weatherford (116), Side Judge: David Meslow (118), Back Judge: Terrence Miles (111), Replay Official: Matt Sumstine, Replay Assistant: Lawrence Hill Jr.

BALTIMORE RAVENS

PASSING	ATT	CP	YDS	SK/YD	TD	LG	INT	RTG
Lamar Jackson	37	23	253	7/34	1	29	1	80.1
TOTAL	37	23	253	7/34	1	29	1	80.1

RUSHING	ATT	YDS	AVG	LG	TD
Lamar Jackson	8	55	6.9	13	0
Devonta Freeman	14	52	3.7	18	1
Lataavius Murray	2	1	0.5	3	0
Nate McCrary	1	-1	-1.0	-1	0
TOTAL	25	107	4.3	18	1

RECEIVING	NO	YDS	AVG	LG	TD
Marquise Brown	5	55	11.0	22	0
Devonta Freeman	5	45	9.0	15	0
Mark Andrews	4	50	12.5	29	0
Sammy Watkins	4	39	9.8	15	1
Lataavius Murray	2	34	17.0	18	0
Devin Duvernay	2	21	10.5	18	0
Patrick Ricard	1	9	9.0	9	0
TOTAL	23	253	11.0	29	1

TOP DEFENSE	TOT	SOLO	AST	SCK	YDS	INT
Brandon Williams	11	6	5	0.0	0.0	0
Brandon Stephens	7	5	2	0.0	0.0	0
Josh Bynes	7	3	4	0.0	0.0	0

FIELD GOALS	FGM/FGA	PERCENT	RESULTS
Justin Tucker	2-2	100.0	35G, 28G
TOTAL	2-2	100.0	

GAME HIGHLIGHTS

- In the Ravens/Steelers rivalry, 21 of the last 27 matchups (since 2008) have been decided by one score. Of those, 15 have been decided by 3 points or fewer.
- In the second quarter, **RB Devonta Freeman** capped a 16-play, 99-yard TD drive with a 3-yard rushing score. The 99-yard drive was the longest drive in the 51-game history of the Ravens/Steelers rivalry.
- Baltimore has rushed for 100+ yards in 17 consecutive games vs. an AFC North opponent and in 18 consecutive December contests.
- For the 10th time (in 12 games) this season, Baltimore controlled the time of possession, holding the football for 36:30 compared to Pittsburgh's 23:30.
- TE Mark Andrews** had 4 catches for 50 yards, including 3 first-down receptions. He now owns 45 chain-moving grabs in 2021, the most by a TE in Ravens' single-season history. He has also recorded a catch in 44 straight games, marking the third-longest streak in franchise history (Todd Heap – 74 games; Derrick Mason – 46.)

PITTSBURGH STEELERS

PASSING	ATT	CP	YDS	SK/YD	TD	LG	INT	RTG
Ben Roethlisberger	31	21	236	1/0	2	40	0	111.8
TOTAL	31	21	236	1/0	2	40	0	111.8

RUSHING	ATT	YDS	AVG	LG	TD
Najee Harris	21	71	3.4	13	0
Benny Snell Jr.	2	13	6.5	8	0
Chase Claypool	1	2	2.0	2	0
Ben Roethlisberger	1	-1	-1.0	-1	0
TOTAL	25	85	3.4	13	0

RECEIVING	NO	YDS	AVG	LG	TD
Diontae Johnson	8	105	13.1	29t	2
Najee Harris	5	36	7.2	18	0
Pat Freiermuth	3	26	8.7	17	0
Chase Claypool	2	52	26.0	40	0
Zach Gentry	2	10	5.0	5	0
Ray-Ray McCloud	1	7	7.0	7	0
TOTAL	21	236	11.2	40	2

TOP DEFENSE	TOT	SOLO	AST	SCK	YDS	INT
Minkah Fitzpatrick	9	7	2	0.0	0.0	1
Joe Schobert	7	6	1	0.0	0.0	0
T.J. Watt	6	5	1	3.5	12.0	0

FIELD GOALS	FGM/FGA	PERCENT	RESULTS
Chris Boswell	2-2	100.0	53G, 43G
TOTAL	2-2	100.0	

Team Statistics

	Ravens	Steelers
First Downs	22	17
3rd-Down Eff. (Made/Att/Pct)	8/16/50%	5/12/42%
4th-Down Eff. (Made/Att/Pct)	0/0/0%	0/0/0%
Total Net Yards	326	321
Total Plays	69	57
Yards Per Play	4.7	5.6
Rushes/Net Yards	25/107	25/85
Net Passing	219	236
Pass Attempts/Completions	37/23	31/21
Had Intercepted	1	0
Sacked/Yards Lost	7/34	1/0
Punts/Average	4/50.8	5/43.4
Penalties/Yards	10/55	5/81
Fumbles/Lost	1/0	0/0
Possession Time	36:30	23:30



GAME 13: RAVENS 22, BROWNS 24

Baltimore (8-5) • Cleveland (7-6)

Sunday, December 12, 2021 • 1:00 PM EST • FirstEnergy Stadium • Cleveland
Sunny Temp: 47° F, Humidity: 41%, Wind: SW 16 mph • Attendance: 67,431 • Time: 3:09



Baltimore Ravens	0	6	3	13	—	22
Cleveland Browns	10	14	0	0	—	24

SCORING DRIVES

TEAM	QTR	TIME	SCORING PLAY	BAL	CLE
Browns	1	07:30	C.McLaughlin 43 yd. Field Goal (7-60, 3:50)	0	3
Browns	1	00:38	J.Landry 9 yd. pass from B.Mayfield (C.McLaughlin kick) (8-66, 4:58)	0	10
Browns	2	08:15	A.Hooper 1 yd. pass from B.Mayfield (C.McLaughlin kick) (10-77, 6:05)	0	17
Ravens	2	03:30	J.Tucker 50 yd. Field Goal (4-7, 1:54)	3	17
Browns	2	00:49	M.Garrett 15 yd. fumble return (C.McLaughlin kick)	3	24
Ravens	2	00:02	J.Tucker 42 yd. Field Goal (7-53, 0:47)	6	24
Ravens	3	02:05	J.Tucker 55 yd. Field Goal (9-46, 4:40)	9	24
Ravens	4	08:56	L.Murray 1 yd. run (pass failed) (7-69, 2:34)	15	24
Ravens	4	01:17	M.Andrews 8 yd. pass from T.Huntley (J.Tucker kick) (14-90, 4:09)	22	24

CLEVELAND BROWNS (HEAD COACH: KEVIN STEFANSKI)

OFFENSE		DEFENSE	
WR	80 J. Landry	DE	90 J. Clowney
WR	11 D. Peoples-Jones	DE	95 M. Garrett
LT	71 J. Willis Jr.	DT	96 J. Elliott
LG	75 J. Bitonio	DT	97 M. Jackson
C	64 J. Tretter	WILL	28 J. Owusu-Koramoah
RG	77 W. Teller	MIKE	56 M. Smith
RT	66 J. Hudson III	SAM	44 S. Takitaki
TE	81 A. Hooper	CB	21 D. Ward
QB	6 B. Mayfield	CB	26 G. Williams
RB	24 N. Chubb	FS	43 J. Johnson III
FB	31 A. Janovich	S	22 G. Delpit

BALTIMORE RAVENS (HEAD COACH: JOHN HARBAUGH)

OFFENSE		DEFENSE	
WR	5 M. Brown	DT	93 C. Campbell
LT	78 A. Villanueva	NT	98 B. Williams
LG	72 B. Powers	DE	92 J. Madubuike
C	77 B. Bozeman	RUSH	50 J. Houston
RG	70 K. Zetler	MLB	56 J. Bynes
RT	74 T. Phillips	WLB	6 P. Queen
TE	89 M. Andrews	SAM	54 T. Bowser
TE	85 E. Tomlinson	SS	36 C. Clark
QB	8 L. Jackson	FS	21 B. Stephens
RB	33 D. Freeman	CB	30 C. Westry
WR	14 S. Watkins	CB	23 A. Averett

OFFICIALS: Referee: Bradley Rogers (126), Umpire: Carl Paganelli (124), Down Judge: Kent Payne (79), Line Judge: Thomas Eaton (87), Field Judge: Aaron Santi (50), Field Judge: Dominique Pender (114), Back Judge: Greg Steed (12), Replay Official: Kevin Brown, Replay Official: Bob Hubbard

BALTIMORE RAVENS

PASSING	ATT	CP	YDS	SK/YD	TD	LG	INT	RTG
Tyler Huntley	38	27	270	3/16	1	36	0	99.7
Lamar Jackson	4	4	17	1/0	0	11	0	84.4
TOTAL	42	31	287	4/16	1	36	0	100.0

RUSHING	ATT	YDS	AVG	LG	TD
Devonta Freeman	13	64	4.9	21	0
Tyler Huntley	6	45	7.5	18	0
Lamar Jackson	2	5	2.5	4	0
Devin Duvernay	1	3	3.0	3	0
Latavius Murray	1	1	1.0	1t	1
TOTAL	23	118	5.1	21	1

RECEIVING	NO	YDS	AVG	LG	TD
Mark Andrews	11	115	10.5	32	1
Rashod Bateman	7	103	14.7	36	0
Marquise Brown	5	41	8.2	12	0
Devonta Freeman	5	8	1.6	4	0
Devin Duvernay	2	14	7.0	11	0
Josh Oliver	1	6	6.0	6	0
TOTAL	31	287	9.3	36	1

TOP DEFENSE	TOT	SOLO	AST	SCK	YDS	INT
Brandon Stephens	8	6	2	0.0	0.0	0
Chris Westry	6	6	0	0.0	0.0	0
Chuck Clark	6	4	2	0.0	0.0	0

FIELD GOALS	FGM/FGA	PERCENT	RESULTS
Justin Tucker	3-3	100.0	50G, 42G, 55G
TOTAL	3-3	100.0	

CLEVELAND BROWNS

PASSING	ATT	CP	YDS	SK/YD	TD	LG	INT	RTG
Baker Mayfield	32	22	190	0/0	2	34	1	91.9
TOTAL	32	22	190	0/0	2	34	1	91.9

RUSHING	ATT	YDS	AVG	LG	TD
Nick Chubb	17	59	3.5	15	0
D'Ernest Johnson	4	22	5.5	13	0
Baker Mayfield	6	14	2.3	6	0
Kareem Hunt	2	5	2.5	3	0
TOTAL	29	100	3.4	15	0

RECEIVING	NO	YDS	AVG	LG	TD
Donovan Peoples-Jones	5	90	18.0	34	0
Jarvis Landry	5	41	8.2	17	1
Austin Hooper	5	30	6.0	9	1
Nick Chubb	3	6	2.0	4	0
Kareem Hunt	2	13	6.5	8	0
D'Ernest Johnson	1	7	7.0	7	0
Andy Janovich	1	3	3.0	3	0
TOTAL	22	190	8.6	34	2

TOP DEFENSE	TOT	SOLO	AST	SCK	YDS	INT
Grant Delpit	11	11	0	0.0	0.0	0
John Johnson III	7	6	1	0.5	0.0	0
Troy Hill	7	5	2	0.0	0.0	0

FIELD GOALS	FGM/FGA	PERCENT	RESULTS
Chase McLaughlin	1-2	50.0	43G, 41RU
TOTAL	1-2	50.0	

GAME HIGHLIGHTS

- Filling in for the injured **QB Lamar Jackson** (ankle – did not return), who left the game at the beginning of the second quarter, **QB Tyler Huntley** completed 27-of-38 passes for a career-high 270 yards and his first-career TD (99.7 rating), while adding 45 rushing yards on 6 carries (also career highs).
- TE Mark Andrews** finished with a team-high and career-high-tying 11 receptions for 115 yards and 1 TD, marking his third 100-yard outing this season and the fifth of his career. With 926 receiving yards in 2021, Andrews owns the Ravens' single-season record for the most receiving yards by a TE, surpassing Todd Heap's previous franchise record (855 in 2005).
- WR Rashod Bateman** posted a career-high 7 receptions and 103 receiving yards, including two grabs of at least 30 yards. It marked his first-career 100-yard performance, and both of his 30-plus-yard grabs put the ball in the red zone, where Baltimore capitalized with a TD each time.
- K Justin Tucker** has posted eight games with multiple 50-plus-yard FGM, breaking a tie with K Brandon McManus and K Matt Prater for the most such outings in NFL history.

Team Statistics

	Ravens	Browns
First Downs	21	20
3rd-Down Eff. (Made/Att/Pct)	1/12/8%	6/13/46%
4th-Down Eff. (Made/Att/Pct)	3/4/75%	0/0/0%
Total Net Yards	389	290
Total Plays	69	61
Yards Per Play	5.6	4.8
Rushes/Net Yards	23/118	29/100
Net Passing	271	190
Pass Attempts/Completions	42/31	32/22
Had Intercepted	0	1
Sacked/Yards Lost	4/16	0/0
Punts/Average	5/45.6	5/39.2
Penalties/Yards	10/129	4/42
Fumbles/Lost	2/2	2/0
Possession Time	26:10	33:50



GAME 14: PACKERS 31, RAVENS 30

Green Bay (11-3) • Baltimore (8-6)

Sunday, December 19, 2021 • 4:25 PM EST • M&T Bank Stadium • Baltimore
Sunny Temp: 43° F, Humidity: 48%, Wind: North 12 mph • Attendance: 70,815 • Time: 3:06



Green Bay Packers	0	14	7	10	—	31
Baltimore Ravens	7	7	3	13	—	30

SCORING DRIVES

TEAM	QTR	TIME	SCORING PLAY	GB	BAL
Ravens	1	02:33	M.Andrews 8 yd. pass from T.Huntley (J.Tucker kick) (7-45, 3:32)	0	7
Packers	2	12:50	A.Dillon 2 yd. run (M.Crosby kick) (8-84, 4:43)	7	7
Ravens	2	07:11	M.Andrews 9 yd. pass from T.Huntley (J.Tucker kick) (11-73, 5:39)	7	14
Packers	2	01:09	D.Adams 3 yd. pass from A.Rodgers (M.Crosby kick) (11-77, 6:02)	14	14
Packers	3	07:40	A.Jones 9 yd. pass from A.Rodgers (M.Crosby kick) (13-80, 7:20)	21	14
Ravens	3	03:20	J.Tucker 38 yd. Field Goal (9-55, 4:20)	21	17
Packers	4	12:54	M.Valdes-Scantling 11 yd. pass from A.Rodgers (M.Crosby kick) (11-88, 5:26)	28	17
Packers	4	09:26	M.Crosby 29 yd. Field Goal (5-18, 2:30)	31	17
Ravens	4	04:47	T.Huntley 3 yd. run (J.Tucker kick) (12-75, 4:39)	31	24
Ravens	4	00:42	T.Huntley 8 yd. run (pass failed) (7-49, 1:42)	31	30

GREEN BAY PACKERS (HEAD COACH: MATT LAFLUR)

OFFENSE		DEFENSE	
WR	17 D. Adams	DE	94 D. Lowry
LT	73 Y. Nijman	NT	95 T. Lancaster
LG	76 J. Runyan	DE	96 K. Keke
C	62 L. Patrick	OLB	91 P. Smith
RG	70 R. Newman	OLB	52 R. Gary
RT	79 D. Kelly	ILB	51 K. Barnes
TE	89 M. Lewis	ILB	59 D. Campbell
WR	13 A. Lazard	CB	21 E. Stokes
QB	12 A. Rodgers	CB	29 R. Douglas
RB	33 A. Jones	S	31 A. Amos
TE	81 J. Deguara	S	26 D. Savage

BALTIMORE RAVENS (HEAD COACH: JOHN HARBAUGH)

OFFENSE		DEFENSE	
WR	5 M. Brown	NT	98 B. Williams
LT	78 A. Villanueva	DE	92 J. Madubuike
LG	66 B. Cleveland	RUSH	50 J. Houston
C	77 B. Bozeman	MLB	56 J. Bynes
LG	70 K. Zeiler	WLB	6 P. Queen
RT	74 T. Phillips	SAM	54 T. Bowser
TE	86 N. Boyle	SS	26 G. Stone
TE	85 E. Tomlinson	FS	21 B. Stephens
QB	2 T. Huntley	CB	25 T. Young
RB	28 L. Murray	CB	23 A. Averett
WR	13 D. Duvernay	DB	41 A. Levine Sr.

OFFICIALS: Referee: Brad Allen (122), Umpire: Bruce Stritesky (102), Down Judge: Danny Short (113), Line Judge: Daniel Gallagher (85), Field Judge: Rick Patterson (15), Side Judge: Boris Cheek (41), Back Judge: Greg Yette (38), Replay Official: Mark Butterworth, Replay Assistant: Larry Hanson

GREEN BAY PACKERS

PASSING	ATT	CP	YDS	SK/YD	TD	LG	INT	RTG
Aaron Rodgers	31	23	268	3/18	3	31	0	132.2
TOTAL	31	23	268	3/18	3	31	0	132.2

RUSHING	ATT	YDS	AVG	LG	TD
Aaron Jones	13	58	4.5	11	0
AJ Dillon	7	22	3.1	6	1
Aaron Rodgers	4	11	2.8	8	0
Allen Lazard	1	5	5.0	5	0
TOTAL	25	96	3.8	11	1

RECEIVING	NO	YDS	AVG	LG	TD
Davante Adams	6	44	7.3	16	1
Marquez Valdes-Scantling	5	98	19.6	31	1
Marcedes Lewis	3	40	13.3	23	0
Josiah Deguara	3	16	5.3	9	0
Allen Lazard	2	23	11.5	17	0
Aaron Jones	2	12	6.0	9t	1
Tyler Davis	1	22	22.0	22	0
AJ Dillon	1	13	13.0	13	0
TOTAL	23	268	11.7	31	3

TOP DEFENSE	TOT	SOLO	AST	SCK	YDS	INT
De'Vondre Campbell	10	5	5	1.0	4.0	0
Adrian Amos	8	7	1	0.0	0.0	0
Rasul Douglas	8	8	0	0.0	0.0	0

FIELD GOALS	FGM/FGA	PERCENT	RESULTS
Mason Crosby	1-1	100.0	29G
TOTAL	1-1	100.0	

BALTIMORE RAVENS

PASSING	ATT	CP	YDS	SK/YD	TD	LG	INT	RTG
Tyler Huntley	40	28	215	1/4	2	43	0	99.5
TOTAL	40	28	215	1/4	2	43	0	99.5

RUSHING	ATT	YDS	AVG	LG	TD
Tyler Huntley	13	73	5.6	15	2
Latavious Murray	7	48	6.9	16	0
Devonta Freeman	6	22	3.7	7	0
TOTAL	26	143	5.5	16	2

RECEIVING	NO	YDS	AVG	LG	TD
Mark Andrews	10	136	13.6	43	2
Marquise Brown	10	43	4.3	7	0
Devin Duvernay	3	13	4.3	7	0
James Proche II	1	8	8.0	8	0
Rashod Bateman	1	5	5.0	5	0
Tylan Wallace	1	5	5.0	5	0
Latavious Murray	1	3	3.0	3	0
Devonta Freeman	1	2	2.0	2	0
TOTAL	28	215	7.7	43	2

TOP DEFENSE	TOT	SOLO	AST	SCK	YDS	INT
Patrick Queen	13	11	2	0.0	0.0	0
Josh Byner	8	5	3	1.0	0.0	0
Geno Stone	7	3	4	0.0	0.0	0

FIELD GOALS	FGM/FGA	PERCENT	RESULTS
Justin Tucker	1-1	100.0	38G
TOTAL	1-1	100.0	

GAME HIGHLIGHTS

- **TE Mark Andrews** tallied 10 catches for a game-high 136 receiving yards and 2 TDs on 13 targets. With his performance, Andrews produced the 13th 1,000-yard receiving season in Ravens history (and the first by a tight end).
- **QB Tyler Huntley**, who started for an injured Lamar Jackson, scored 2 rushing TDs (the first of his career), leading Baltimore back from 14 down in the fourth quarter and setting up the Ravens' potential game-winning 2-point conversion attempt. In two career starts (also at Chicago in Week 11), Huntley has thrown for 434 yards and produced 4 total TDs (2 passing & 2 rushing). His 434 yards and 4 total TDs are the most by a Ravens' homegrown QB in the first two starts of a career. Huntley also became the first Raven in team history to pass for 2 TDs and rush for 2 TDs in a game.
- **LB Patrick Queen** produced a career-high 13 total tackles, including 11 solo. His previous high was 12 total tackles at Washington in 2020.

Team Statistics

	Packers	Ravens
First Downs	26	24
3rd-Down Eff. (Made/Att/Pct)	5/9/56%	7/13/54%
4th-Down Eff. (Made/Att/Pct)	0/0/0%	2/4/50%
Total Net Yards	346	354
Total Plays	59	67
Yards Per Play	5.9	5.3
Rushes/Net Yards	25/96	26/143
Net Passing	250	211
Pass Attempts/Completions	31/23	40/28
Had Intercepted	0	0
Sacked/Yards Lost	3/18	1/4
Punts/Average	3/48.7	1/42.0
Penalties/Yards	8/76	8/56
Fumbles/Lost	0/0	0/0
Possession Time	31:10	28:50



GAME 15: RAVENS 21, BENGALS 41

Baltimore (8-7) • Cincinnati (9-6)

Sunday, December 26, 2021 • 1:00 PM EST • Paul Brown Stadium • Cincinnati
Mostly sunny Temp: 53° F, Humidity: 53%, Wind: NNE 5 mph, gusts to 6 mph • Attendance: 63,922 • Time: 3:02



Baltimore Ravens	7	7	0	7	—	21
Cincinnati Bengals	10	21	3	7	—	41

SCORING DRIVES

TEAM	QTR	TIME	SCORING PLAY	BAL	CIN
Bengals	1	11:06	E.McPherson 30 yd. Field Goal (8-57, 3:54)	0	3
Ravens	1	05:56	R.Bateman 4 yd. pass from J.Johnson (J.Tucker kick) (12-75, 5:10)	7	3
Bengals	1	00:27	J.Mixon 1 yd. run (E.McPherson kick) (10-74, 5:29)	7	10
Bengals	2	13:18	T.Boyd 68 yd. pass from J.Burrow (E.McPherson kick) (2-71, 0:53)	7	17
Bengals	2	07:03	J.Mixon 9 yd. pass from J.Burrow (E.McPherson kick) (7-58, 4:00)	7	24
Ravens	2	01:38	D.Freeman 2 yd. run (J.Tucker kick) (13-90, 5:25)	14	24
Bengals	2	00:21	T.Higgins 1 yd. pass from J.Burrow (E.McPherson kick) (7-75, 1:17)	14	31
Bengals	3	00:40	E.McPherson 36 yd. Field Goal (19-68,10:29)	14	34
Ravens	4	14:55	M.Andrews 18 yd. pass from J.Johnson (J.Tucker kick) (5-60, 0:45)	21	34
Bengals	4	10:05	T.Higgins 10 yd. pass from J.Burrow (E.McPherson kick) (8-78, 4:50)	21	41

CINCINNATI BENGALS (HEAD COACH: ZAC TAYLOR)

OFFENSE		DEFENSE	
WR 1	J. Chase	LT 94	S. Hubbard
WR 83	T. Boyd	DT 65	L. Ogunjobi
WR 85	T. Higgins	NT 68	J. Tupou
LT 73	J. Williams	RDE 91	T. Hendrickson
LG 67	Q. Spain	LB 51	M. Bailey
C 66	T. Hopkins	LB 57	G. Pratt
RG 77	H. Adeniji	CB 22	C. Awuzie
RT 75	I. Prince	CB 20	E. Apple
TE 87	C. Uzomah	S 30	J. Bates III
QB 9	J. Burrow	S 24	V. Bell
HB 28	J. Mixon	NCB 21	M. Hilton

BALTIMORE RAVENS (HEAD COACH: JOHN HARBAUGH)

OFFENSE		DEFENSE	
WR 5	M. Brown	DT 96	B. Washington
WR 12	R. Bateman	NT 98	B. Williams
LT 78	A. Villanueva	RUSH 99	O. Oweh
LG 66	B. Cleveland	MLB 56	J. Bynes
C 77	B. Bozeman	WLB 6	P. Queen
LG 70	K. Zeitler	SAM 54	T. Bowser
RT 65	P. Mekari	SS 36	C. Clark
TE 89	M. Andrews	FS 21	B. Stephens
QB 15	J. Johnson	CB 25	T. Young
RB 33	D. Freeman	CB 23	A. Averett
WR 16	T. Wallace	DB 38	K. Seymour

BALTIMORE RAVENS

PASSING	ATT	CP	YDS	SK/YD	TD	LG	INT	RTG
Josh Johnson	40	28	304	1/9	2	28	1	98.3
TOTAL	40	28	304	1/9	2	28	1	98.3

RUSHING	ATT	YDS	AVG	LG	TD
Devonta Freeman	6	17	2.8	8	1
Latavius Murray	5	12	2.4	6	0
Josh Johnson	5	10	2.0	7	0
TOTAL	16	39	2.4	8	1

RECEIVING	NO	YDS	AVG	LG	TD
Mark Andrews	8	125	15.6	28	1
James Proche II	7	76	10.9	17	0
Marquise Brown	5	44	8.8	15	0
Rashod Bateman	4	26	6.5	11	1
Devonta Freeman	2	3	1.5	4	0
Tylan Wallace	1	18	18.0	18	0
Latavius Murray	1	12	12.0	12	0
TOTAL	28	304	10.9	28	2

TOP DEFENSE	TOT	SOLO	AST	SCK	YDS	INT
Patrick Queen	9	4	5	0.0	0.0	0
Tony Jefferson II	9	5	4	1.0	9.0	0
Kevon Seymour	7	3	4	0.0	0.0	0

FIELD GOALS	FGM/FGA	PERCENT	RESULTS
No Field Goals			

CINCINNATI BENGALS

PASSING	ATT	CP	YDS	SK/YD	TD	LG	INT	RTG
Joe Burrow	46	37	525	3/27	4	68t	0	143.2
TOTAL	46	37	525	3/27	4	68T	0	143.2

RUSHING	ATT	YDS	AVG	LG	TD
Joe Mixon	18	65	3.6	19	1
Joe Burrow	2	11	5.5	12	0
Chris Evans	1	1	1.0	1	0
TOTAL	21	77	3.7	19	1

RECEIVING	NO	YDS	AVG	LG	TD
Tee Higgins	12	194	16.2	52	2
Ja'Marr Chase	7	125	17.9	22	0
Joe Mixon	6	70	11.7	52	1
C.J. Uzomah	5	36	7.2	16	0
Tyler Boyd	3	85	28.3	68t	1
Drew Sample	2	9	4.5	5	0
Samaje Perine	2	6	3.0	3	0
TOTAL	37	525	14.2	68T	4

TOP DEFENSE	TOT	SOLO	AST	SCK	YDS	INT
Markus Bailey	8	4	4	0.0	0.0	0
Chidobe Awuzie	7	2	5	0.0	0.0	0
Germaine Pratt	6	5	1	0.0	0.0	0

FIELD GOALS	FGM/FGA	PERCENT	RESULTS
Evan McPherson	2-3	66.7	30G, 36G, 50WR
TOTAL	2-3	66.0	

GAME HIGHLIGHTS

- **QB Josh Johnson**, who was signed by the Ravens on Dec. 16, started (Lamar Jackson/ankle and Tyler Huntley/COVID-19 were both out). It marked Johnson's ninth-career NFL start and his first since 12/30/18 while with Washington. Johnson's 304 passing yards were the most by a Ravens' QB in his first start with the team (Eric Zeier, 302 in 1997).
- In the second quarter, Baltimore completed a 13-play, 90-yard drive that ended with a 2-yard **RB Devonta Freeman** TD run. The drive marked the fifth 90-plus yard TD drive by the Ravens in 2021, the most in Baltimore's single-season history. The five such drives are second most in 2021, trailing only the 49ers (6).
- **TE Mark Andrews** (125 receiving yards) reached the century mark five times in 2021, including in three straight games. The five games with 100-plus receiving yards are a Ravens' single-season high, while the three straight occurrences tie Qadry Ismail (1999) for the most consecutive games reaching the mark in franchise history. Andrews' 100 receiving yards and 1 TD each in three straight games tie Jimmy Graham (2013) for the longest such streak by a TE in NFL history.
- Baltimore competed in the game with 10 practice squad players dressed as either COVID-19 replacements or standard elevations, including nine who saw game action.

Team Statistics

	Ravens	Bengals
First Downs	21	33
3rd-Down Eff. (Made/Att/Pct)	6/11/55%	5/10/50%
4th-Down Eff. (Made/Att/Pct)	0/1/0%	2/2/100%
Total Net Yards	334	575
Total Plays	57	70
Yards Per Play	5.9	8.2
Rushes/Net Yards	16/39	21/77
Net Passing	295	498
Pass Attempts/Completions	40/28	46/37
Had Intercepted	1	0
Sacked/Yards Lost	1/9	3/27
Punts/Average	3/44.3	0/0.0
Penalties/Yards	6/27	5/45
Fumbles/Lost	2/0	0/0
Possession Time	22:57	37:03



GAME 16: RAMS 20, RAVENS 19

L.A. Rams (12-4) • Baltimore (8-8)

Sunday, January 2, 2022 • 1:00 PM EST • M&T Bank Stadium • Baltimore

Cloudy Temp: 62° F, Humidity: 89%, Wind: WSW 7 mph • Attendance: 70,328 • Time: 2:53



Los Angeles Rams	0	7	0	13	—	20
Baltimore Ravens	7	6	3	3	—	19

SCORING DRIVES

TEAM	QTR	TIME	SCORING PLAY	LAR	BAL
Ravens	1	01:58	C.Clark 17 yd. interception return (J.Tucker kick)	0	7
Ravens	2	03:41	J.Tucker 22 yd. Field Goal (15-91, 9:00)	0	10
Rams	2	00:55	C.Kupp 18 yd. pass from M.Stafford (M.Gay kick) (3-29, 0:34)	7	10
Ravens	2	00:02	J.Tucker 46 yd. Field Goal (9-51, 0:53)	7	13
Ravens	3	04:42	J.Tucker 46 yd. Field Goal (14-52, 6:23)	7	16
Rams	4	12:09	S.Michel 1 yd. run (M.Gay Kick) (7-55, 3:48)	14	16
Ravens	4	04:30	J.Tucker 34 yd. Field Goal (12-59, 7:39)	14	19
Rams	4	00:57	O.Beckham 7 yd. pass from M.Stafford (pass failed) (9-75, 3:33)	20	19

LOS ANGELES RAMS (HEAD COACH: SEAN MCVEAY)

OFFENSE			DEFENSE		
WR	3	O. Beckham	DE	94	A. Robinson
WR	12	V. Jefferson	NT	91	G. Gaines
WR	10	C. Kupp	DT	99	A. Donald
TE	89	T. Higbee	OLB	54	L. Floyd
LT	77	A. Whitworth	OLB	40	V. Miller
LG	73	D. Edwards	ILB	32	T. Howard
C	55	B. Allen	ILB	51	T. Reeder
RG	63	A. Corbett	LCB	11	D. Williams
RT	79	R. Havenstein	RCB	5	J. Ramsey
QB	9	M. Stafford	SS	4	J. Fuller
RB	25	S. Michel	FS	24	T. Rapp

BALTIMORE RAVENS (HEAD COACH: JOHN HARBAUGH)

OFFENSE			DEFENSE		
WR	5	M. Brown	DT	93	C. Campbell
LT	78	A. Villanueva	NT	98	B. Williams
LG	66	B. Cleveland	RUSH	50	J. Houston
C	63	T. Colon	MLB	56	J. Bynes
LG	70	K. Zeiler	WLB	6	P. Queen
RT	65	P. Mekari	SAM	54	T. Bowser
TE	86	N. Boyle	SS	36	C. Clark
QB	2	T. Huntley	FS	21	B. Stephens
FB	42	P. Ricard	CB	25	T. Young
RB	28	L. Murray	CB	22	J. Smith
WR	12	R. Bateman	DB	38	K. Seymour

OFFICIALS: Referee: Bill Vinovich (52), **Umpire:** Tony Michalek (115), **Down Judge:** Patrick Holt (106), **Line Judge:** Mark Perلمان (9), **Field Judge:** Joe Blubaugh (57), **Side Judge:** Jimmy Buchanan (86), **Back Judge:** Jimmy Russell (82), **Replay Official:** Mark Butterworth, **Replay Assistant:** Yvonda Lewis

LOS ANGELES RAMS

PASSING	ATT	CP	YDS	SK/YD	TD	LG	INT	RTG
Matthew Stafford	35	26	309	1/9	2	35	2	96.0
TOTAL	35	26	309	1/9	2	35	2	96.0

RUSHING	ATT	YDS	AVG	LG	TD
Sony Michel	19	74	3.9	14	1
Matthew Stafford	1	-1	-1.0	-1	0
TOTAL	20	73	3.7	14	1

RECEIVING	NO	YDS	AVG	LG	TD
Cooper Kupp	6	95	15.8	24	1
Tyler Higbee	6	69	11.5	19	0
Odell Beckham	5	39	7.8	17	1
Van Jefferson	4	63	15.8	35	0
Sony Michel	3	25	8.3	12	0
Ben Skowronek	2	18	9.0	15	0
TOTAL	26	309	11.9	35	2

TOP DEFENSE	TOT	SOLO	AST	SCK	YDS	INT
Troy Reeder	9	6	3	1.0	6.0	0
Leonard Floyd	7	4	3	0.5	3.5	0
A'Shawn Robinson	6	4	2	1.0	11.0	0

FIELD GOALS	FGM/FGA	PERCENT	RESULTS
Matt Gay	0-1	0.0	56WR
TOTAL	0-1	0.0	

BALTIMORE RAVENS

PASSING	ATT	CP	YDS	SK/YD	TD	LG	INT	RTG
Tyler Huntley	32	20	197	5/35	0	33	1	66.8
TOTAL	32	20	197	5/35	0	33	1	66.8

RUSHING	ATT	YDS	AVG	LG	TD
Devonta Freeman	14	76	5.4	32	0
Tyler Huntley	6	54	9.0	17	0
Latavius Murray	11	31	2.8	6	0
Devin Duvernay	1	4	4.0	4	0
TOTAL	32	165	5.2	32	0

RECEIVING	NO	YDS	AVG	LG	TD
Rashod Bateman	7	58	8.3	15	0
Mark Andrews	6	89	14.8	33	0
Marquise Brown	3	28	9.3	13	0
Devin Duvernay	2	19	9.5	14	0
Nick Boyle	1	2	2.0	2	0
Devonta Freeman	1	1	1.0	1	0
TOTAL	20	197	9.9	33	0

TOP DEFENSE	TOT	SOLO	AST	SCK	YDS	INT
Tavon Young	9	7	2	0.0	0.0	0
Chuck Clark	7	4	3	0.0	0.0	2
Josh Bynes	7	4	3	0.0	0.0	0

FIELD GOALS	FGM/FGA	PERCENT	RESULTS
Justin Tucker	4-4	100.0	22G, 46G, 46G, 34G
TOTAL	4-4	100.0	

GAME HIGHLIGHTS

- With 6 catches for 89 receiving yards, **TE Mark Andrews** (1,276 receiving yards) set a new single-season franchise record. Andrews surpassed WR Michael Jackson's previous franchise record of 1,201 receiving yards in 1996.
- Baltimore's defense recorded a season-high 3 turnovers (2 INTs – including an INT-TD – and 1 FR) against the Rams.
- **S Chuck Clark** recorded 7 tackles (4 solo) and tallied 2 INTs (on back-to-back possessions), including 1 returned 17 yards for a TD. This marks his first-career multi-INT game and first INT-TD. (It was Clark's second-career defensive TD, previously recording a 65-yard FR-TD in Week 9 of 2020 at Indianapolis.) Clark's 2-INT game is the first multi-INT performance by a Raven since **CB Jimmy Smith** recorded 2 INTs in Week 17 of 2018 vs. Cleveland.
- **K Justin Tucker** scored 13 points and recorded his 130th point of the season, becoming the first kicker in NFL history to reach 130-plus points in six consecutive seasons. He has also made at least 30 FGs in a season seven times in his career, marking the most 30-plus FGM seasons in NFL history.

Team Statistics

	Rams	Ravens
First Downs	20	19
3rd-Down Eff. (Made/Att/Pct)	3/9/33%	4/14/29%
4th-Down Eff. (Made/Att/Pct)	1/1/100%	3/3/100%
Total Net Yards	373	327
Total Plays	56	69
Yards Per Play	6.7	4.7
Rushes/Net Yards	20/73	32/165
Net Passing	300	162
Pass Attempts/Completions	35/26	32/20
Had Intercepted	2	1
Sacked/Yards Lost	1/9	5/35
Punts/Average	2/46.0	3/46.3
Penalties/Yards	4/35	4/24
Fumbles/Lost	1/1	1/1
Possession Time	26:21	33:39



GAME 17: STEELERS 16, RAVENS 13 (OT)

Pittsburgh (9-7-1) • Baltimore (8-9)

Sunday, January 9, 2022 • 1:00 PM EST • M&T Bank Stadium • Baltimore
Cloudy, rain Temp: 38° F, Humidity: 90%, Wind: SW 3 mph • Attendance: 70,453 • Time: 3:30



Pittsburgh Steelers	3	0	3	7	3	—	16
Baltimore Ravens	0	3	7	3	0	—	13

SCORING DRIVES

TEAM	QTR	TIME	SCORING PLAY	PIT	BAL
Steelers	1	06:06	C.Boswell 28 yd. Field Goal (7-29, 3:51)	3	0
Ravens	2	00:11	J.Tucker 24 yd. Field Goal (8-34, 1:35)	3	3
Ravens	3	12:32	L.Murray 46 yd. run (J.Tucker kick) (5-68, 2:28)	3	10
Steelers	3	07:41	C.Boswell 40 yd. Field Goal (8-50, 4:51)	6	10
Steelers	4	02:54	C.Claypool 6 yd. pass from B.Roethlisberger (C.Boswell kick) (10-50, 5:13)	13	10
Ravens	4	01:13	J.Tucker 46 yd. Field Goal (7-40, 1:41)	13	13
Steelers	OT	01:56	C.Boswell 36 yd. Field Goal (15-65, 4:28)	16	13

PITTSBURGH STEELERS (HEAD COACH: MIKE TOMLIN)

OFFENSE			DEFENSE		
WR	11	C. Claypool	DT	97	C. Heyward
LT	71	J. Haeg	NT	57	M. Adams Sr.
LG	77	J. LeGue	DL	95	C. Wormley
C	60	J. Hassenauer	L0LB	90	T. Watt
RG	51	T. Turner	L1LB	55	D. Bush
RT	76	C. Okorofor	R0LB	41	R. Spillane
TE	87	K. Rader	R1LB	56	A. Highsmith
RB	22	N. Harris	LCB	25	A. Witherspoon
QB	7	B. Roethlisberger	FS	39	M. Fitzpatrick
TE	81	Z. Gentry	SS	34	T. Edmunds
FB	44	D. Watt	RCB	20	C. Sutton

BALTIMORE RAVENS (HEAD COACH: JOHN HARBAUGH)

OFFENSE			DEFENSE		
WR	5	M. Brown	DT	93	C. Campbell
LT	78	A. Villanueva	NT	98	B. Williams
LG	66	B. Cleveland	DE	92	J. Madubuike
C	77	B. Bozeman	RUSH	50	J. Houston
LG	70	K. Zeitler	MLB	56	J. Bynes
RT	65	P. Mekari	WLB	6	P. Queen
TE	85	E. Tomlinson	SAM	54	T. Bowser
TE	89	M. Andrews	SS	36	C. Clark
TE	84	J. Oliver	FS	21	B. Stephens
QB	2	T. Huntley	CB	25	T. Young
RB	33	D. Freeman	CB	22	J. Smith

OFFICIALS: Referee: Shawn Hochuli (83), Down Judge: Ed Camp (134), Line Judge: Greg Bradley (98), Umpire: Terry Killens Jr. (77), Back Judge: Rich Martinez (39), Field Judge: Tom Hill (97), Side Judge: Chad Hill (125), Replay Official: Tyler Cerimeli

PITTSBURGH STEELERS

PASSING	ATT	CP	YDS	SK/YD	TD	LG	INT	RTG
Ben Roethlisberger	44	30	244	1/9	1	25	1	80.1
TOTAL	44	30	244	1/9	1	25	1	80.1

RUSHING	ATT	YDS	AVG	LG	TD
Chase Claypool	3	33	11.0	17	0
Najee Harris	11	28	2.5	15	0
Benny Snell Jr.	12	22	1.8	9	0
Kalen Ballage	1	0	0.0	0	0
Ben Roethlisberger	3	-4	-1.3	-1	0
TOTAL	30	79	2.6	17	0

RECEIVING	NO	YDS	AVG	LG	TD
Diontae Johnson	7	51	7.3	16	0
Pat Freiermuth	6	53	8.8	14	0
Chase Claypool	5	37	7.4	10	1
Zach Gentry	4	39	9.8	25	0
Ray-Ray McCloud	4	37	9.3	20	0
Najee Harris	4	27	6.8	11	0
TOTAL	30	244	8.1	25	1

TOP DEFENSE	TOT	SOLO	AST	SCK	YDS	INT
Chris Wormley	7	3	4	1.0	4.0	0
Cameron Heyward	6	5	1	1.0	2.0	0
Minkah Fitzpatrick	6	5	1	0.0	0.0	0

FIELD GOALS	FGM/FGA	PERCENT	RESULTS
Chris Boswell	3-3	100.0	28G, 40G, 36G
TOTAL	3-3	100.0	

BALTIMORE RAVENS

PASSING	ATT	CP	YDS	SK/YD	TD	LG	INT	RTG
Tyler Huntley	31	16	141	3/9	0	28	2	37.2
Sam Koch	1	0	0	0/0	0	0	0	39.6
TOTAL	32	16	141	3/9	0	28	2	36.1

RUSHING	ATT	YDS	AVG	LG	TD
Latavius Murray	16	150	9.4	46T	1
Tyler Huntley	12	72	6.0	21	0
Devonta Freeman	5	21	4.2	22	0
Ty'Son Williams	1	4	4.0	4	0
Devin Duvernay	1	2	2.0	2	0
Mark Andrews	1	0	0.0	0	0
TOTAL	36	249	6.9	46T	1

RECEIVING	NO	YDS	AVG	LG	TD
Mark Andrews	8	85	10.6	28	0
Marquise Brown	3	27	9.0	11	0
Rashod Bateman	2	22	11.0	19	0
Devonta Freeman	2	6	3.0	5	0
Josh Oliver	1	1	1.0	1	0
TOTAL	16	141	8.8	28	0

TOP DEFENSE	TOT	SOLO	AST	SCK	YDS	INT
Chuck Clark	8	3	5	0.0	0.0	0
Josh Bynes	8	6	2	0.0	0.0	0
Brandon Stephens	6	3	3	0.0	0.0	0

FIELD GOALS	FGM/FGA	PERCENT	RESULTS
Justin Tucker	2-2	100.0	24G, 46G
TOTAL	2-2	100.0	

GAME HIGHLIGHTS

- With the 16-13 OT loss to the Steelers, Baltimore dropped its sixth-straight game to close out the 2021 campaign and finish with an 8-9 record. Five of the Ravens' last six losses were decided by a combined 8 points: at Pittsburgh (1), at Cleveland (2), vs. Green Bay (1), vs. LA Rams (1) and vs. Pittsburgh (3).
- Baltimore played in its NFL-high fourth overtime game of the season, finishing 2-2 in such contests in 2021. Since 2008 (during the Harbaugh Era), the Ravens and Steelers have squared off in five overtime contests, tying (Chargers-Chiefs) for the most OT games in a division series over that span.
- **TE Mark Andrews** recorded a team-high 8 catches for 85 yards. With 107 receptions in 2021, Andrews surpassed WR Derrick Mason (103 in 2007) to set a new Ravens' single-season record. Andrews closed the season with five consecutive outings of 85-plus receiving yards, marking the longest streak of 85-plus receiving yards by a tight end in NFL history.
- With 3 catches for 27 yards, **WR Marquise Brown** (1,008 yards) eclipsed 1,000 receiving in 2021. Joining with **TE Mark Andrews**, the pair became the second Baltimore tandem to each reach the 1,000-yard mark in the same season (1996: Michael Jackson – 1,201 & Derrick Alexander – 1,099).
- With 20 first downs vs. Pittsburgh, Baltimore set a new franchise single-season record with 394 first downs, surpassing the 2019 campaign (386).

Team Statistics

	Steelers	Ravens
First Downs	19	20
3rd-Down Eff. (Made/Att/Pct)	6/17/35%	3/14/21%
4th-Down Eff. (Made/Att/Pct)	1/1/100%	1/2/50%
Total Net Yards	314	381
Total Plays	75	71
Yards Per Play	4.2	5.4
Rushes/Net Yards	30/79	36/249
Net Passing	235	132
Pass Attempts/Completions	44/30	32/16
Had Intercepted	1	2
Sacked/Yards Lost	1/9	3/9
Punts/Average	8/37.3	7/38.3
Penalties/Yards	6/43	1/5
Fumbles/Lost	0/0	2/1
Possession Time	36:48	31:16