

BALTIMORE RAVENS GAME RELEASE

UNDER ARMOUR PERFORMANCE CENTER | 1 WINNING DRIVE | OWINGS MILLS, MD

PH: 410-701-4000 | BALTIMORERAVENS.COM | TWITTER: @RAVENS

WORLD CHAMPIONS: SUPER BOWL XXXV (2000) & SUPER BOWL XLVII (2012)



GREEN BAY PACKERS VS. BALTIMORE RAVENS



[10-3] WEEK 15 – SUNDAY, DEC. 19, 2021 [8-5]

4:25 P.M. ET – M&T BANK STADIUM (70,745)

QUICK HITS

- X The Baltimore Ravens (8-5) host the Green Bay Packers (10-3) for a 4:25 p.m. interconference battle at M&T Bank Stadium. Baltimore currently sits atop the AFC North standings (with a one-game lead over Cincinnati & Cleveland), while the Packers lead the NFC North by four games over Minnesota.
- X Green Bay is the fourth and final team Baltimore will face from the NFC North this season, with the Ravens having already beaten Detroit, Minnesota and Chicago. With a win over Green Bay, Baltimore will sweep the opposing NFC division for the third-straight season (NFC West in 2019 & NFC East in 2020). Dating back to 2018, Baltimore has won 13 straight games against the NFC.
- X Since 2016, the Ravens are 12-1 at home in the month of December. Dating back to 2018, they are 8-0 in such games.
- X Green Bay leads the series, 4-2. Under head coach **John Harbaugh**, Baltimore is 1-2 vs. the Packers, with the win coming the last time these teams met (2017), in a 23-0 tilt at Lambeau Field.
- X The Ravens dropped a 24-22 decision at Cleveland last Sunday, falling short after **QB Tyler Huntley** led a furious comeback in place of **QB Lamar Jackson**, who suffered a sprained ankle on the first play of the second quarter. Huntley completed 27-of-38 passes for 270 yards and 1 TD (**TE Mark Andrews**), also rushing for 45 yards. Down 24-6 at the half, the Ravens battled back and recovered a **K Justin Tucker** onside kick, giving Baltimore the ball at its own 41-yard line with 1:15 remaining in the contest. Facing a fourth-and-6 to extend the potential game-winning drive, **WR Rashod Bateman**, who produced 7 catches for 103 yards, caught a quick pass from Huntley, but was dropped short of the first down marker.

UPCOMING SCHEDULE

- Wed. Dec. 15: 11:30 a.m. John Harbaugh & Player Podium Interviews
1:15 p.m. Practice / Media Viewing
- Thur. Dec. 16: 11:15 a.m. Coordinators & Player Podium Interviews
1:15 p.m. Practice / Media Viewing
- Fri. Dec. 17: 11:10 a.m. Practice / Media Viewing
12:50 p.m. John Harbaugh & Player Podium Interviews

CALLING THE ACTION

Television: FOX / WBFF Ch. 45 (Baltimore)

- Joe Buck (play-by-play) - Troy Aikman (analyst) - Erin Andrews (sideline)
- Tom Rinaldi (sideline) - Richie Zontz (producer) - Rich Russo (director)

Local Radio: WBAL (1090 AM) & 98Rock (97.9 FM)

- Gerry Sandusky (play-by-play) - Femi Ayanbadejo (analyst)

National Radio: ESPN Radio

- Sean Kelley (play-by-play) - Kelly Stouffer (analyst) - Ian Fitzsimmons (sideline)

COACH HARBAUGH SAYS

COACH HARBAUGH ON THE RAVENS' GRIT AND FIGHTING SPIRIT:

"It's self-evident when you watch it. It just makes me proud to be around these guys every day. It's a joy to coach them. The bottom line is finding a way to win. That's what we're here for, and that's what we fight for. But these guys do – they fight for that. They don't ever, ever say, 'Hey, let's just move on.' I've never seen that once. That character is established in this football team. They're great leaders. We have hard workers and competitive guys."

INJURY UPDATE

The Ravens have 17 players on IR, including starters **RB J.K. Dobbins** (knee), **RB Gus Edwards** (knee), **S DeShon Elliott** (pec/biceps), **CB Marlon Humphrey** (pec), **CB Marcus Peters** (knee), **T Ronnie Stanley** (ankle) and **DE Derek Wolfe** (back/hip), all of who are on season-ending IR. **TE Nick Boyle** (knee) has missed two straight games, while starting **RT Patrick Mekari** (hand) and **FB Patrick Ricard** (back/knee) missed last Sunday's Browns game. **DT Calais Campbell** (thigh), **QB Lamar Jackson** (ankle) and **WR Tylan Wallace** (concussion) left the Cleveland game and did not return.

NOTE THE QUOTE

TE MARK ANDREWS ON THE RAVENS BEING BATTLE-TESTED:

"I just know we're battle-tested. I think this team is incredibly battle-tested. All of our games this year have been close, besides one of them. So, that's how we play teams, and we know that. We have a chance in every game we play. It doesn't matter who they are, and I think that's a positive thing."

MARK ANDREWS' MONSTER YEAR



RECEIVING YARDS / NFL TIGHT ENDS (2021 SEASON)

Rk.	Tight End	Yards	Rec.	TDs
1.	Mark Andrews	926	75	6
2.	Travis Kelce	875	73	5
3.	Kyle Pitts	770	54	1
4.	George Kittle	757	57	6
5.	Darren Waller	643	53	2

MOST RECEIVING YARDS BY A TE (RAVENS SINGLE-SEASON HISTORY)

Rk.	Tight End (Year)	Yards-Rec.
1.	Mark Andrews (2021)	926-75
2.	Todd Heap (2005)	855-75
3.	Mark Andrews (2019)	852-64
4.	Todd Heap (2002)	836-68
5.	Shannon Sharpe (2001)	811-73

With 926 receiving yards in 2021, TE Mark Andrews owns the Ravens' single-season record for the most receiving yards by a TE, surpassing Todd Heap's previous franchise mark (855 in 2005). Andrews' 75 catches and 926 receiving yards each also rank as the NFL's most by a TE, entering Week 15.

Chad Steele - SVP of Communications ■ Patrick Gleason - VP of Public Relations ■ Marisol Renner - Director of Publications ■ Tom Valente - Director of Public Relations
Vernon Dennis - Public Relations Coordinator ■ Brooke Balzano - Public Relations Intern ■ Dan Horowitz - Public Relations Intern

RAVENS INFORMATION

2021 SCHEDULE (8-5)

Date	Opponent	Time/Result
Mon. Sept. 13	at Las Vegas Raiders	L, 27-33 (OT)
Sun. Sept. 19	Kansas City Chiefs	W, 36-35
Sun. Sept. 26	at Detroit Lions	W, 19-17
Sun. Oct. 3	at Denver Broncos	W, 23-7
Mon. Oct. 11	Indianapolis Colts	W, 31-25 (OT)
Sun. Oct. 17	Los Angeles Chargers	W, 34-6
Sun. Oct. 24	Cincinnati Bengals	L, 17-41
Sun. Oct. 31	Bye Week	
Sun. Nov. 7	Minnesota Vikings	W, 34-31 (OT)
Thurs. Nov. 11	at Miami Dolphins	L, 10-22
Sun. Nov. 21	at Chicago Bears	W, 16-13
Sun. Nov. 28	Cleveland Browns	W, 16-10
Sun. Dec. 5	at Pittsburgh Steelers	L, 19-20
Sun. Dec. 12	at Cleveland Browns	L, 22-24
Sun. Dec. 19	Green Bay Packers	4:25 p.m.
Sun. Dec. 26*	at Cincinnati Bengals	1 p.m.
Sun. Jan. 2*	Los Angeles Rams	4:25 p.m.
Sun. Jan. 9*	Pittsburgh Steelers	1 p.m.

* Flexible Scheduling Games All Times Eastern

NUMBERS TO NOTE

1 – Ranking of the Ravens' run defense (85.5 ypg allowed), entering Week 15. Baltimore's 3.94 yards permitted per carry is No. 4, while the Ravens have also allowed the fewest rushing first downs (62).

8-5 – The Ravens' record for the sixth time in team history (also 2020, 2014, 2004, 2003 & 2001) and the third time under John Harbaugh (since 2008). The Ravens have clinched a playoff berth in all but one (2004) of those 8-5 starts.

903 – Offensive snaps played by **G Kevin Zeitler** in 2021, marking the NFL's most by any player. Similarly, **T Alejandro Villanueva** has played the NFL's second-most offensive snaps (888).

BEST NFL FIELD GOAL PCT.

(2021 SEASON)

Rk.	Kicker	FGM	FGA	PCT.
1.	Matt Gay (LAR)	26	27	96.3
2.	Justin Tucker (Bal.)	28	30	93.3
	Chris Boswell (Pit.)	24	26	92.3
4.	Jake Elliott (Phi.)	22	24	91.7
	Nick Folk (NE)	33	36	91.7



X Justin Tucker, the most accurate kicker in NFL history (90.9%), is a perfect 6-of-6 on FGAs of 50+ yards this season, including an NFL-record 66-yarder in Week 3 at Detroit.

X Tucker owns eight career games, including two this year, with multiple 50-plus-yard FGM, marking the most in NFL history.

X Last Sunday at Cleveland, Tucker (1,331 points) set the NFL record for most points scored by a player in the first 10 seasons of a career.

NOTE OF THE WEEK I

The Ravens have won 13 straight games against teams from the NFC, ranking as the NFL's longest active streak by one team vs. an opposing conference. The 13 consecutive victories also tie for the second-longest winning streak in interconference play since the 1970 AFL-NFL merger.

ACTIVE INTERCONFERENCE WINNING STREAKS

Rk.	Team	Wins/Conf.
1.	Baltimore Ravens	13 vs. NFC
2.	Kansas City Chiefs	11 vs. NFC
3.	Arizona Cardinals	4 vs. AFC
	Tampa Bay Buccaneers	4 vs. AFC

LONGEST INTERCONFERENCE WINNING STREAKS (SINCE 1970 AFL-NFL MERGER)

Rk.	Team	Wins/Conf.
1.	New England (2005-09)	17 vs. NFC
2.	Baltimore (2018-present)	13 vs. NFC
	Miami (1978-81)	13 vs. NFC
	New Orleans (1987-90)	13 vs. AFC
5.	Tennessee (2007-10)	12 vs. NFC

NOTE OF THE WEEK II

X The Ravens, who have battled many injuries in 2021, have had 69 different players play in a game this season. With four regular season games remaining, the 69 account for the third-most players to play in Ravens single-season history.

MOST DIFFERENT PLAYERS TO PLAY IN A SEASON (RAVENS SINGLE-SEASON HISTORY)

Rk.	Season	Players to Play
1.	2020	75
2.	2015	71
3.	2021	69
4.	2014	66
5.	2019	65

X **Starters Note:** Only five players have started every game for the Ravens this season: **OLB Tyus Bowser**, **S Chuck Clark**, **LB Patrick Queen**, **T Alejandro Villanueva** and **G Kevin Zeitler**.

2021 HONORS

- AFC Off. Player of the Week: Lamar Jackson (Week 5 vs. Ind.)
- AFC ST Player of the Week: Justin Tucker (Week 3 at Det.)
- AFC Def. Player of the Week: Odafe Oweh (Week 2 vs. KC)

2021 AFC NORTH STANDINGS

Team	W	L	T	Home	Road	Div.	Con.	PF	PA	Strk
Baltimore	8	5	0	5-1	3-4	1-3	5-5	304	284	L2
Cincinnati	7	6	0	3-4	4-2	3-1	5-3	354	293	L2
Cleveland	7	6	0	5-2	2-4	2-2	4-5	278	289	W1
Pittsburgh	6	6	1	4-2-1	2-4	2-2	4-4	272	322	L1

RAVENS / PACKERS INFORMATION

2021 NFL RANKINGS

OFFENSE

Category	--Ravens--		--Packers--	
	Stats	Rank	Stats	Rank
Total Offense	388.0	5	361.5	13
Rush Offense	144.8	3	107.6	20
Pass Offense	243.2	12	253.8	9
Points Per Game	23.4	16t	25.2	14
3rd-Down Off. %	35.8	26	41.7	11t
4th-Down Off. %	70.6	1	61.1	10
Red Zone Off. (TD%)	62.8	9	56.9	23

DEFENSE

Category	--Ravens--		--Packers--	
	Stats	Rank	Stats	Rank
Total Defense	351.5	18	323.6	6
Rush Defense	85.5	1	105.2	9
Pass Defense	266.1	31	218.5	9
Points Per Game	21.8	10	20.9	7
3rd-Down Def. %	32.7	2	43.2	25
4th-Down Def. %	50.0	13t	42.9	6t
Red Zone Def. (TD%)	48.4	3	69.7	29

TEAM

Category	--Ravens--		--Packers--	
	Stats	Rank	Stats	Rank
Turnover Ratio	-9	29	+12	2
Penalties	83	16t	57	2
Penalty Yards	736	22t	568	6

RAVENS-PACKERS HISTORY

- ✗ All-Time Regular Season: Packers lead, 4-2.
- ✗ Under John Harbaugh: Ravens are 1-2.

RAVENS-PACKERS RECENT HISTORY

Date	Winner	Score/Site	Attend.
10/25/98	Packers	28-10 @ GB	59,860
10/14/01	Packers	31-23 @ GB	59,866
12/19/05	Ravens	48-3 Bal.	70,604
12/07/09	Packers	27-14 @ GB	70,286
10/13/13	Packers	19-17 Bal.	71,319
11/19/17	Ravens	23-0 @ GB	77,945

RAVENS VS. THE NFC

Under John Harbaugh (since 2008) the Ravens own the AFC's second-best win percentage (.655) vs. teams from the NFC.

AFC'S BEST RECORDS VS. NFC OPPONENTS [JOHN HARBAUGH ERA / SINCE 2008]

Rk.	Team	Record	Pct.
1.	New England Patriots	40-17	.702
2.	Baltimore Ravens	36-19	.655
3.	Pittsburgh Steelers	36-20-1	.640

2021 RAVENS / PACKERS LEADERS

PASSING YARDS [TDs/INTs]

Lamar Jackson	2,882 (16/13)	Aaron Rodgers	3,219 (27/4)
Tyler Huntley	528 (1/1)	Jordan Love	258 (1/1)

RUSHING YARDS [AVG.]

Lamar Jackson	767 (5.8)	A.J. Dillon	614 (4.3)
Devonta Freeman	440 (4.3)	Aaron Jones	599 (4.3)
Latavius Murray	260 (3.3)	Aaron Rodgers	76 (3.0)

RECEIVING YARDS [CATCHES]

Mark Andrews	926 (75)	Davante Adams	1,204 (90)
Marquise Brown	866 (70)	Randall Cobb (IR)	375 (28)
Rashod Bateman	404 (32)	M. Valdes-Scantling	329 (20)

POINTS

Justin Tucker	108	Mason Crosby	94
Mark Andrews	40	Aaron Jones	54

INTERCEPTIONS [YARDS]

Anthony Averett	3 (21)	Rasul Douglas	3 (88)
Elliott/Humphrey/Young	1 (n/a)	Amos/Sullivan/Campbell	2 (n/a)

SACKS [YARDS]

Tyus Bowser	5.5 (-42.5)	Preston Smith	7 (-58)
Odafe Oweh	5 (-25)	Rashan Gary	6.5 (-41)

TACKLES

Patrick Queen	70	De'Vondre Campbell	114
Marlon Humphrey	58	Adrian Amos	71

GROSS PUNTING [NET]

Sam Koch	45.0 (40.7)	Corey Bojorquez	47.3 (40.6)
----------	-------------	-----------------	-------------

FIELD GOALS [PCT.]

Justin Tucker	28/30 (93.3)	Mason Crosby	19/28 (67.9)
---------------	--------------	--------------	--------------

PUNT RETURN YARDS [AVG.]

Devin Duvernay	360 (14.4)	Amari Rodgers	134 (7.4)
----------------	------------	---------------	-----------

KICKOFF RETURN YARDS [AVG.]

Devin Duvernay	436 (24.2)	Kylin Hill	199 (19.9)
----------------	------------	------------	------------

2021 TALE OF THE TAPE

Category	Ravens	Packers
Record	8-5	10-3
Current Streak	Lost 2	Won 2
Points Scored	304	328
TDs Scored	32	39
Rushing TDs Scored	14	9
Passing TDs Scored	17	28
TDs on Returns	1	2
Points Against	284	272
TDs Allowed	35	33
Rushing TDs Allowed	10	9
Passing TDs Allowed	21	23
TDs on Returns Allowed	4	1
KOR Avg. For	24.2	17.3
KOR Avg. Against	19.2	25.9
PR Avg. For	14.4	6.7
PR Avg. Against	6.3	13.4
Sacks	26	30
Sacks Allowed	47	26
Interceptions	6	14
Interceptions Thrown	14	5
Fumbles Lost/Recovered	6/5	5/8

RAVENS / PACKERS INFORMATION

RAVENS-PACKERS CONNECTIONS

Franchise Connections

- Ravens **DB/LB Anthony Levine Sr.** was signed by the Packers as a rookie free agent in 2010 and spent the majority of the 2010 and 2011 seasons on Green Bay's practice squad.
- Baltimore **LB Joe Thomas** (PS) spent the first three years (2015-17) of his NFL career with Green Bay.
- Green Bay **LB Za'Darius Smith** spent the first four seasons of his NFL career in Baltimore (2015-18), helping the Ravens rank in the Top 5 in the league in overall defense (No. 3, 319.4 ypg), run defense (No. 2, 96.8 ypg) and scoring defense (No. 5, 20.5 ppg) over that span. Smith tallied 119 tackles, 18.5 sacks and 3 FFs as a Raven.
- Packers **LB Chauncey Rivers** (IR) appeared in one game for the Ravens in 2020.
- Packers OLBs coach **Mike Smith** was selected by the Ravens in the seventh round of the 2005 NFL Draft and played at LB for three seasons in Baltimore.
- **Milt Hendrickson**, the Packers' director of football operations, spent 2005-18 working in the Ravens' personnel department.

Local Connections

- Packers **S Adrian Amos** is a Baltimore, MD, native, and attended Calvert Hall (Towson, MD).
- Ravens **G Kevin Zeitler**, a Waukesha, WI, native, attended the University of Wisconsin, where he helped lead the Badgers to consecutive Big Ten titles and Rose Bowl berths in his junior and senior seasons (2010-11).
- Baltimore Midwest/Southwest area scout **Brandon Berning** is a Dodgeville, WI, native and attended Wisconsin-LA Crosse, where he worked as a football operation assistant.

Local College Connections

- Green Bay **S Darnell Savage** played collegiately at the University of Maryland (2015-18).
- Packers senior analyst **John Dunn** spent five seasons (2011-15) at the University of Maryland as the school's tight ends coach/recruiting coordinator, before entering the NFL ranks in 2016.

Other Notable Connections

- Ravens wide receivers coach **Tee Martin** is the father of Packers **WR Amari Rodgers**. Martin also helped mentor and develop Green Bay **WR Randall Cobb** (IR) while at the University of Kentucky in 2010.
- Baltimore practice squad **G/DT Kahlil McKenzie's** father, **Reggie McKenzie**, served in various front office roles with GB (1994-2011), following his 12-year playing career (1981-92).
- Baltimore **QB Lamar Jackson** and Green Bay **S Jaire Alexander** were teammates at Louisville from 2015-18; both were selected in the first round of the 2018 NFL Draft.

MILESTONES ON THE HORIZON

John Harbaugh

- Harbaugh (148 total victories) needs 2 more wins to reach 150 for his career.

TE Mark Andrews

- Andrews (926) needs 74 receiving yards to become the first TE in Ravens history to reach the 1,000-yard milestone. He would also become the 13th player overall to record 1,000 receiving yards in a Ravens' season.
- Andrews (231) needs 4 catches to pass WR Mark Clayton (234) for the fourth most in Ravens history (and second most by a Ravens' TE, Todd Heap - 467).
- He (3,031) also needs 4 receiving yards to surpass RB Ray Rice (3,304) for the fifth most in a career in Ravens history.

DE Calais Campbell & OLB Justin Houston

- Houston recorded sack No. 100.5 of his career in Week 10 at Miami, while Campbell has notched 93.5 sacks during his career. If Campbell achieves his 100th sack this year, they'll be the first duo in NFL history to attain the century mark as teammates.

RB Devonta Freeman

- With 1 more TD, Freeman (37 rushing & 12 receiving) will reach 50 total TDs for his career.

QB Lamar Jackson

- Jackson needs one more outing with 100 rushing yards to set the NFL record for the most regular season 100-yard rushing performances by a QB (currently tied w/ Mike Vick - 10).
- Jackson (9,967) is 33 passing yards shy of 10,000 for his career. When he hits the mark, he'll become the fastest QB in NFL history to record 10,000 passing yards and 3,500 rushing yards.

K Justin Tucker

- Tucker needs 22 more points this season to reach 130 and become the first kicker in NFL history to achieve that mark in six consecutive seasons.
- Tucker (28) is 2 FGM shy of recording 30 FGM for the seventh time in his career. He already owns the NFL record for most seasons (six) with 30+ FGM.

RAVENS RADIO BROADCASTS

- The Ravens' 2021 radio team features Gerry Sandusky and former Ravens FB Femi Ayanbadejo. Sandusky, WBAL-TV 11's sports director, delivers the play-by-play for the broadcast team, while Ayanbadejo serves as the color analyst.
- Games can be heard on 98Rock WIYY (97.9 FM), WBAL 1090 AM/101.5 FM, baltimoreravens.com and in the Ravens mobile app (when in Baltimore). The network broadcasts each game with 30 affiliates spanning five states - Maryland, Delaware, Kentucky, Pennsylvania and West Virginia - and Washington, D.C.



RAVENS WINNING WAYS

TOP FRANCHISES / SINCE 2000

TOTAL WINS

1. New England Patriots..... 283
2. Pittsburgh Steelers 238
3. Green Bay Packers 234
4. Indianapolis Colts..... 228
5. Baltimore Ravens..... 225
6. Philadelphia Eagles 214

SUPER BOWL BERTHS

1. New England Patriots..... 9
2. New York Giants 3
- Pittsburgh Steelers 3
- Seattle Seahawks 3
5. Baltimore Ravens, Car., Den. ... 2
- Ind., KC, Phi., SF, TB 2

SUPER BOWL TITLES

1. New England Patriots..... 6
2. Baltimore Ravens..... 2
- New York Giants 2
- Pittsburgh Steelers 2
- Tampa Bay Buccaneers 2
6. Seven Teams..... 1

CONF. TITLE GAMES

1. New England Patriots..... 13
2. Green Bay Packers 6
- Philadelphia Eagles 6
- Pittsburgh Steelers 6
5. Baltimore Ravens..... 4
- Ind. & SF 4

WINNING SEASONS

1. New England Patriots..... 19
2. Pittsburgh Steelers 16
3. Baltimore Ravens..... 15
- Green Bay Packers 15
- Indianapolis, Seattle 15

(2000-20)

PLAYOFF BERTHS

1. New England Patriots.....17
2. Green Bay Packers 15
- Indianapolis Colts 15
4. Seattle Seahawks 14
5. Baltimore, Phi., Pit..... 13

PLAYOFF GAMES

1. New England Patriots..... 41
2. Green Bay Packers 28
3. Baltimore Ravens 27
- Indianapolis Colts 27
- Seattle Seahawks 27

PLAYOFF WINS

1. New England Patriots..... 30
2. Baltimore Ravens..... 16
3. Pittsburgh Steelers 15
4. Green Bay Packers 14
- Philadelphia, Seattle 14

TWO-TIME SUPER BOWL CHAMPIONS



In a magnificent effort showcasing thrilling performances by their defense, offense and special teams units, the Baltimore Ravens won Super Bowl XXXV with a 34-7 victory over the New York Giants. Allowing the Giants a meager 152 total net yards, New York's attack crossed midfield just twice, while Baltimore's "D" posted 4 INTs. LB Ray Lewis was named the game's MVP, capping an accolade-filled season in which he was also tabbed the NFL's Defensive Player of the Year.

Baltimore defeated San Francisco, 34-31, in Super Bowl XLVII, capturing the franchise's second World Championship. After an amazing first-half performance, the Ravens took a commanding 28-6 lead. But following a bizarre, 34-minute power outage that halted play, the 49ers stormed back into contention. Clinging to a 34-29 edge late in the game, the Ravens stood firm on a pivotal goal-line stand, jamming SF on four-straight plays inside the 7-yard line. QB Joe Flacco was named the game's MVP.

PLAYOFF PERFORMERS

FRANCHISE PLAYOFF WINNING PERCENTAGES [SINCE 1970 MERGER]

Rk.	Team	Record	Pct.
1.	New England Patriots*****	36-20	.643
2.	New York Giants****	20-12	.625
3.	San Francisco 49ers*****	32-20	.615
4.	Baltimore Ravens**	16-11	.593
5.	Pittsburgh Steelers*****	36-25	.590

* Number of Super Bowl Titles

JOHN HARBAUGH ERA [SINCE 2008]

PLAYOFF BERTHS

1. New England Patriots.....11
2. Green Bay Packers 10
3. Baltimore Ravens..... 9
- Seattle Seahawks 9
5. Indianapolis Colts..... 8
- Kansas City Chiefs 8
- New Orleans Saints 8
- Pittsburgh Steelers 8
9. Philadelphia Eagles 7

TOTAL WINS

1. New England Patriots..... 178
2. Green Bay Packers 153
3. Pittsburgh Steelers 149
4. Baltimore Ravens..... 148
5. New Orleans Saints147
6. Seattle Seahawks 136
7. Indianapolis Colts..... 132
- Kansas City Chiefs 132
9. Dallas Cowboys.....124

PLAYOFF WINS

1. New England Patriots..... 16
2. Baltimore Ravens.....11
- Green Bay Packers 11
4. Seattle Seahawks 10
5. New Orleans, Pittsburgh 8

PLAYOFF GAMES

1. New England Patriots 24
2. Green Bay Packers 20
3. Baltimore Ravens..... 19
4. Seattle Seahawks 18
5. New Orleans, Pittsburgh 15

AFC TITLE GAMES

1. New England Patriots 8
2. Baltimore Ravens..... 3
- Kansas City Chiefs 3
- Pittsburgh Steelers 3
5. Denver, Indianapolis 2
- NY Jets 2

PLAYOFF ROAD WINS

1. Baltimore Ravens..... 8
2. Green Bay Packers 5
3. New York Jets 4
4. Philadelphia Eagles 3
- San Francisco, Seattle 3
- Tampa Bay, Tennessee 3

REG. SEASON WINS

1. New England Patriots..... 162
2. Green Bay Packers 142
3. Pittsburgh Steelers141
4. New Orleans Saints 139
5. Baltimore Ravens.....137
6. Indianapolis Colts..... 126
- Seattle Seahawks 126

REG. SEASON HOME WINS

1. New England Patriots..... 90
2. Green Bay Packers 84
3. Baltimore Ravens..... 82
4. Pittsburgh Steelers 79
5. New Orleans Saints 75
6. Minnesota Vikings 72
- Seattle Seahawks 72

SUPER BOWL SUCCESS

The Ravens are one of five franchises (New England, NY Giants, Pittsburgh & Tampa Bay) to win multiple Super Bowls since 2000.

HEAD COACH JOHN HARBAUGH



RECORDS (2008-21)

- Overall Career Record 148-92
- Regular Season Record..... 137-84
- at Home..... 82-28
- on Road 55-56
- vs. AFC 101-65
- vs. AFC North 50-32
- vs. NFC..... 36-19
- Playoff Record 11-8
- Home Playoff Games..... 2-2
- Road Playoff Games 8-6
- Super Bowl Record..... 1-0
- Preseason..... 40-12
- vs. Green Bay 1-2

ALL-TIME RAVENS COACHING RECORDS

John Harbaugh is the third head coach in Baltimore Ravens history. He is the franchise's all-time winningest coach (148 total victories), 11 of which have come in the playoffs.

Coach	Seasons	Reg. Season	Playoffs	Total
John Harbaugh	2008-21	137-84	11-8	148-92
Brian Billick	1997-2007	80-64	5-3	85-67
Ted Marchibroda	1996-98	16-31-1	n/a	16-31-1

HARBAUGH FAST FACTS

John Harbaugh has led the Ravens to a playoff berth in nine (2008-12, 2014 & 2018-20) of his 13 full seasons, and in 2012, captured the franchise's second Super Bowl title. In 2019, Coach Harbaugh became the first Ravens coach ever to win Associated Press NFL Coach of the Year Award.

Here are several more Harbaugh quick hits:

✗ Harbaugh owns the most road playoff wins (eight) by a HC in NFL history. Tom Landry (Dal.) and Tom Coughlin (Jax./NYG) are second with seven each.

✗ Under Harbaugh, Baltimore is one of four teams (NE, GB & Sea.) to earn a playoff berth in nine of the past 13 seasons. Baltimore is also one of four teams (KC, Sea. & NO) to make the playoffs in each of the past three seasons (2018-2020).

✗ In 2019, the Ravens posted a franchise-best 14-2 record. Baltimore won a team-record 12-straight games to close out the regular season, earning its first-ever No. 1 playoff seed.

✗ Coach Harbaugh has led the Ravens to four AFC North Division titles (2011-12, 2018-19).

✗ The Ravens' 11 playoff wins since 2008 tie (GB) for the second most in the NFL (New England - 16).

✗ Under "Harbs," the Ravens have secured an appearance in three AFC Championship games (2008, 2011 & 2012).

✗ "Harbs" is the only head coach in NFL history to win a playoff game in each of his first four and five seasons.

✗ John and his brother, Jim (formerly of the 49ers), are the only head coaches to advance to three conference title games in the first five years as NFL bosses.

✗ Harbaugh is the only coach in NFL history to win a playoff game in six of the first seven seasons of a coaching career.

✗ In 2012, Harbaugh became the third coach (with Bill Cowher & Chuck Knox) since the 1970 merger to guide his team to the playoffs in each of his first five seasons.

✗ With the Ravens' 2014 playoff berth, Harbaugh became one of eight coaches in NFL history to make the postseason in six of their first seven seasons coaching.

RAVENS UNDER HARBAUGH: SINCE 2008

3

AFC TITLE GAMES
2ND MOST,
TIED, KC & PIT.

8

ROAD PLAYOFF WINS
NFL'S MOST

9

PLAYOFF BERTHS
3RD MOST,
TIED, SEA.

11

PLAYOFF WINS
2ND MOST, TIED, GB

82

WINS AT HOME
3RD MOST

148

TOTAL VICTORIES
4TH MOST

HEAD COACH JOHN HARBAUGH

ACTIVE HEAD COACH WINNING PERCENTAGE

Baltimore Ravens head coach John Harbaugh owns the sixth-best winning percentage (.617) among active coaches (min. 85 games), compiling a strong 148-92 record (including playoffs).

2021 ACTIVE HEAD COACHES / CAREER WINNING PERCENTAGE (TOTALS INCLUDE REGULAR SEASON AND PLAYOFF GAMES / MIN. 85 GAMES)

Rank	Coach	Teams	Seasons	Record	Pct.
1.	Bill Belichick	Cle./NE	1991-95, 2000-21	320-152	.678
2.	Mike Tomlin	Pit.	2007-21	159-92-2	.632
3.	Bruce Arians	Ind./Ari./TB	2012, 2013-17, 2019-21	82-49-1	.625
4.	Andy Reid	Phi./KC	1999-2012, 2013-21	247-149-1	.623
5.	Sean Payton	NO	2006-21	158-96	.622
6.	John Harbaugh	Bal.	2008-21	148-92	.617
7.	Pete Carroll	NYJ/NE/Sea.	1994, 1997-99, 2010-21	161-112-1	.589

NINE PLAYOFF BERTHS

COACHES WITH AT LEAST NINE PLAYOFF BERTHS – IN FIRST 13 NFL SEASONS –

Coach	Berths
Tony Dungy	11
Bud Grant.....	10
Marty Schottenheimer	10
John Harbaugh.....	9
Pete Carroll	9
Bill Cowher	9
Mike Holmgren	9
Chuck Knox.....	9
Mike McCarthy.....	9
Andy Reid.....	9

COACH HARBAUGH'S CAREER STOPS

Team	Position	Years
Baltimore Ravens	Head Coach	2008-21
Philadelphia Eagles	Secondary	2007
Philadelphia Eagles	Special Teams Coordinator	1998-2006
Indiana University	DBs / Special Teams Coord.	1997
University of Cincinnati	Assistant Head Coach	1995-96
University of Cincinnati	TEs / OLBs / RBs / Special Teams	1989-94
Morehead State	DBs / ST Coord. / S&C Coach	1988
University of Pittsburgh	Tight Ends	1987
Western Michigan	Graduate Assistant	1984-86

HARBS IN ELITE COMPANY

MOST PLAYOFF WINS BY A HEAD COACH / FIRST 13 SEASONS

Coach (Teams)	Playoff Wins	Seasons
Joe Gibbs (Was.)	16	1981-2004
Bill Belichick (Cle./NE)	15	1991-2007
Chuck Noll (Pit.)	14	1969-1981
John Harbaugh (Bal.)	11	2008-20

HARBS' RAVENS TENURE

Year	Record	Playoffs (Result)
2021	8-5	TBD
2020	11-5	1-1 (Advanced to Divisional Round)
2019	14-2	0-1 (No. 1 Seed / Advanced to Divisional Round)
2018	10-6	0-1 (Advanced to Wild Card Round)
2017	9-7	No Playoff Berth
2016	8-8	No Playoff Berth
2015	5-11	No Playoff Berth
2014	10-6	1-1 (Advanced to Divisional Round)
2013	8-8	No Playoff Berth
2012	10-6	4-0 (Won Super Bowl XLVII)
2011	12-4	1-1 (Advanced to AFC Championship)
2010	12-4	1-1 (Advanced to Divisional Round)
2009	9-7	1-1 (Advanced to Divisional Round)
2008	11-5	2-1 (Advanced to AFC Championship)

DURING HARBAUGH ERA / SINCE 2008

TOTAL WINS (REG + POST)

Rk.	Team	Total Wins
1.	New England	178
2.	Green Bay	153
3.	Pittsburgh	149
4.	Baltimore	148
5.	New Orleans	147

PLAYOFF BERTHS

Berths	Team (Seasons)
11.....	NE ('09-19)
10	GB ('09-16, '19-20)
9	Bal. ('08-12, '14, '18-20)
9	Sea. ('10, '12-16, '18-20)
8	Ind., KC, NO, Pit. (n/a)

POSTSEASON SUCCESS: ACTIVE COACHES

PLAYOFF WIN PERCENTAGE (MIN. 6 GAMES)

Rk.	Coach	Rec.	Pct.
1.	Bill Belichick	31-12	.721
2.	Bruce Arians	5-2	.714
3.	John Harbaugh	11-8	.579
4.	Mike McCarthy	10-8	.556
5.	Andy Reid	17-15	.531

SUPER BOWL TITLES

1.	Bill Belichick.....	6
2.	John Harbaugh.....	1
	Bruce Arians	1
	Pete Carroll.....	1
	Sean Payton.....	1
	Andy Reid	1
	Mike Tomlin.....	1

HARBS' REGULAR SEASON TRENDS

• September	31-16
• October.....	26-26
• November.....	40-17
• December.....	36-23
• January.....	4-2
• Leading at halftime	110-22
• Leading after 3 quarters	119-16
• When scoring first	100-30
• Positive or even turnover ratio	107-35
• Scoring 20 or more points.....	117-39
• Scoring 30 or more points.....	57-5
• Totaling 350 or more net yards.....	81-33
• Rushing for 150 or more yards	56-12
• Holding opponent under 250 net yards	47-7
• Holding opponent under 21 points	110-17

RAVENS DEFENSIVE NOTES



DON MARTINDALE

4TH SEASON AS RAVENS
DEFENSIVE COORDINATOR

“Our defense and how we play definitely represents his personality and the way we attack offenses. He’s done a good job of putting us all in the position to make plays from different positions, as well.”

- S Chuck Clark on Defensive Coordinator Don “Wink” Martindale

A DOMINANT DEFENSIVE COORDINATOR

- For three-plus seasons as Baltimore’s D.C., Don “Wink” Martindale has led the Ravens’ defense to incredible success. In 2018, Martindale was recognized by *SI/MMQB* as the Assistant Coach of the Year and was the *AP* NFL runner-up (then-Bears’ DC Vic Fangio) for the same award, guiding Baltimore’s unit to a No. 1 ranking (292.2 ypg allowed).
- In 2020, Baltimore allowed the NFL’s second-fewest points (18.9 ppg) and produced the No. 2 third-down defense (34.0%), while also registering a league-high 22 FFs on defense.

TOP 2021 DEFENSIVE RANKINGS

RUSHING YPG DEFENSE / 2021

Rk.	Team	YPG
1.	Baltimore Ravens	85.5
2.	Tennessee Titans	90.9
3.	Tampa Bay Buccaneers	91.2

THIRD-DOWN DEFENSE / 2021

Rk.	Team	PCT.
1.	Dallas Cowboys	30.9
2.	Baltimore Ravens	32.7
3.	Buffalo Bills	33.7

DEFENSIVE THREE-AND-OUT DRIVE PCT. / 2021

Rk.	Team	3-&-Out Pct.
1.	Indianapolis Colts	25.2
2.	Pittsburgh Steelers	22.6
3.	Dallas Cowboys	22.5
4.	Baltimore Ravens	22.4
5.	Philadelphia Eagles	22.3

UNDER WINK: DID YOU KNOW?

Since 2018, when Don Martindale was named defensive coordinator, Baltimore’s defensive backs lead the NFL in FFs (25), sacks (23.5), QBHs (60), QB pressures (93) and D-TDs (8).

WINK IN A BLINK

Since Don Martindale was named the Ravens’ defensive coordinator in 2018, Baltimore’s unit has excelled, ranking in the top tier of the NFL in several key defensive categories.

– NFL RANKINGS UNDER MARTINDALE / SINCE 2018 –

POINTS ALLOWED PER GAME

1. New England 18.1
2. Baltimore 19.0
3. Buffalo 20.3
4. Chicago 21.0
5. Pittsburgh 21.3

YARDS ALLOWED PER GAME

1. Buffalo 309.4
2. San Francisco 316.6
3. Baltimore 317.1
4. Pittsburgh 324.9
5. New England 325.4

DEFENSIVE TOUCHDOWNS

1. Baltimore 12
- Kansas City 12
- New England 12
4. LA Rams 11
5. Tampa Bay 10

OPPONENT COMPLETION PCT.

1. Baltimore 60.3
2. New England 60.9
3. Pittsburgh 61.4
4. Green Bay 62.6
5. Buffalo 62.7

DEFENSIVE RANKINGS UNDER HARBAUGH

Don Martindale leads a defensive unit that, during the John Harbaugh Era (2008-21), has been superb. Baltimore ranks either No. 1 or No. 2 in the major defensive categories.

2	2	1
POINTS ALLOWED PER GAME	TOTAL NET YARDS ALLOWED PER GAME	RUSHING YARDS ALLOWED PER GAME
19.1	317.5	96.8
1	2	1
SCRIMMAGE TDs ALLOWED	OPPONENT PASSER RATING	THIRD-DOWN DEFENSE
418	80.7	35.8

DEFENSIVE FAST FACTS

- Under John Harbaugh, the Ravens have posted a Top 5 scoring defense in seven of his completed 13 seasons.
- During Coach Harbaugh’s full 13 seasons in Baltimore, the Ravens have boasted 10 Top 10 defenses (yards allowed).
- In a 2020 win vs. Cin. (10/11), Baltimore had five different DBs record at least 1 sack, marking the first time in NFL history that feat has been accomplished.
- In 2018’s Week 6 win at the Titans, Baltimore racked up a franchise-best 11 sacks, tying for the second most by a team in league history. They also stand as the most in an NFL game since 2012 (SD, 11).
- Since 2017, 33 shutouts have been pitched by defenses throughout the NFL. Of those, a league-high 4 (tied w/ New England) have come courtesy of the Ravens.

RAVENS OFFENSIVE NOTES



GREG ROMAN
3RD SEASON AS RAVENS OFFENSIVE COORDINATOR
2019 NFL ASSISTANT COACH OF THE YEAR
MOST CONSECUTIVE GAMES W/ 100+ RUSHING YARDS (PRO FOOTBALL HISTORY)

Baltimore Ravens (2018-21)	43
Pittsburgh Steelers (1974-77)	43
Detroit Lions (1935-39)	38

ROMAN'S OFFENSES RACK UP TEAM RECORDS

In 2019, Baltimore set single-season franchise records in total TDs (64), points (531), net yards (6,521), rushing yards (3,296) and first downs (386). In 2020, the Ravens posted the second-most total TDs (55), points (468) and rushing yards (3,071) in franchise history.

TOTAL TDs			POINTS		
Rk.	Year	TDs	Rk.	Year	Points
1.	2019	64	1.	2019	531
2.	2020	55	2.	2020	468
3.	2009	47	3.	2014	409

NET YARDS			RUSHING YARDS		
Rk.	Year	Yards	Rk.	Year	Yards
1.	2019	6,521	1.	2019	3,296
2.	2018	5,999	2.	2020	3,071
3.	2014	5,838	3.	2003	2,674

DID YOU KNOW?

- During the John Harbaugh Era (since 2008) when rushing for at least 125 yards, the Ravens have produced an 81-19 record. Baltimore is 56-12 when rushing for at least 150 yards and 30-3 when tallying at least 200 yards, under Coach Harbaugh.
- Eight of the Ravens' all-time Top 13 rushing outputs have occurred since 2018, when QB Lamar Jackson became the starter: 404 at Cin. in 2020 (1st), 296 at Cle. in 2018 (4th), 294 vs. Dal. in 2020 (5th), 285 at LAR in 2019 (7th), 269 vs. Cin. in 2019 (9th), 267 vs. Cin. in 2018 (10th), 265 vs. Pit. in 2020 (11th) & 265 at Mia. in 2019 (11th).
- The 2020 Ravens became the first team in NFL history to have three players – QB Lamar Jackson, RB J.K. Dobbins & RB Gus Edwards – each tally at least 700 rushing yards and 6 rushing TDs.
- Since QB Lamar Jackson became Baltimore's starter in Week 11 of 2018, the Ravens have rushed for at least 200 yards in an NFL-high 22 games. (Tennessee is second with 12 such games.)

TOP 2021 RANKINGS

NET YARDS PER GAME

1. Tampa Bay 410.2
2. Dallas 409.1
3. Minnesota 390.5
4. Kansas City 389.6
5. **Baltimore** **388.0**

RUSHING YPG

1. Philadelphia 160.0
2. Indianapolis 151.7
3. **Baltimore** **144.8**
4. Cleveland 143.5
5. Tennessee 137.8

TOTAL FIRST DOWNS

1. Tampa Bay 319
2. Kansas City 317
3. **Baltimore** **310**
4. LA Chargers 300

THREE-AND-OUT PCT.

1. Kansas City 10.0
2. LA Rams 12.3
3. Buffalo 12.6
4. **Baltimore** **13.6**

CHEWING UP THE CLOCK

Entering Week 15, the Ravens' offense leads the NFL in average time of possession, producing a 33:39 mark.

AVERAGE TIME OF POSSESSION / 2021 SEASON

Rk.	Team	Avg. TOP	Record
1.	Baltimore Ravens	33:39	8-5
2.	Green Bay Packers	32:39	10-3
3.	Tennessee Titans	32:19	9-4
4.	Indianapolis Colts	32:09	7-6

OFFENSIVE RANKINGS SINCE 2019 / ROMAN AS RAVENS O.C.

POINTS PER GAME

1. Tampa Bay 30.2
2. **Baltimore** **29.0**
3. Kansas City 28.3

RUSHING YARDS PER GAME

1. **Baltimore** **183.3**
2. Tennessee 149.0
3. Cleveland 136.4

RAVENS SET NFL RECORD

From Week 11 of 2018, when QB Lamar Jackson became the Ravens' starter, through Week 9 of 2020, Baltimore scored 20+ points in 31 straight regular season games, marking the longest streak in NFL history.

CONSECUTIVE GAMES SCORING 20+ POINTS / NFL HISTORY

Rk.	Team	Dates	Cons. Games
1.	Baltimore	11/18/2018 – 11/08/2020	31
2.	Denver	12/02/2012 – 11/09/2014	30
3.	St. Louis	09/12/1999 – 11/26/2000	28

MOST RUSHING YARDS IN A 16-GAME NFL SEASON

Rk.	Team (Year)	Yards	Avg.	Att.
1.	Baltimore (2019)	3,296	5.53	596
2.	New England (1978)	3,165	4.72	671
3.	Baltimore (2020)	3,071	5.53	555
4.	Kansas City (1978)	2,986	4.50	663
5.	Chicago (1984)	2,974	4.41	674

RAVENS SPECIAL TEAMS NOTES



CHRIS HORTON
3RD SEASON AS RAVENS
SPECIAL TEAMS COORDINATOR

RAVENS SINCE 2011

- 6** KICKOFF RETURN TDs
NFL'S SECOND MOST
[TIED WITH KC]
- 6** PUNT RETURN TDs
NFL'S FOURTH MOST
[TIED WITH DEN. & PHI.]
- 12** TOTAL RETURN TDs
NFL'S THIRD MOST

DUVERNAY A TOP 2021 RETURNER

Entering Week 15, **WR/RS Devin Duvernay** owns a 14.4 PR average, ranking No. 1 in the NFL. His 360 PR yards also stand as the NFL's most.

NFL PUNT RETURN AVERAGE / 2021

Rk.	Player (Team)	PR	Yards	Avg.	Long	TDs
1.	Devin Duvernay (Bal.)	25	360	14.4	42	0
2.	Jakeem Grant (Chi.)	23	303	13.2	97t	1
3.	Gunner Olszewski (NE)	23	288	12.5	27	0

Duvernay also ranks No. 1 in the NFL in 20+ yard PRs (6).

PUNT RETURNS OF 20+ YARDS / 2021

Rk.	Player (Team)	20+ Yard PR
1.	Devin Duvernay (Bal.)	6
2.	Jakeem Grant (Chi.)	4
	Gunner Olszewski (NE)	4

BALTIMORE BLOCK PARTY

BLOCKED KICKS / SINCE 2014

Rk.	Team	Blocks
1.	Philadelphia	21
2.	New England	20
3.	Denver	19
4.	Miami	17
5.	Baltimore	16

RAVENS' 16 BLOCKS (SINCE 2014): BREAKDOWN

Total Blocks	16	1st Qtr.	4	When Losing	9
FG Blocks	10	2nd Qtr.	2	When Winning	5
PAT Blocks	3	3rd Qtr.	4	When Tied	2
Punt Blocks	3	4th Qtr.	6	Record	12-4

9 – A team-high special teams tackles by LB Chris Board, who represents Baltimore on the NFL's 2021 Pro Bowl ballot.

A RICH HISTORY OF SPECIAL TEAMS

Following the retirement of longtime ST coordinator Jerry Rosburg, Chris Horton took over as the special teams coach in 2019. Horton, who served as Rosburg's assistant for three seasons (2016-18), leads the standout special teams battery.

SIX PRO BOWLERS

• Six Ravens have earned 12 combined Pro Bowl honors during the John Harbaugh Era (since 2008): ST Brendon Ayanbadejo (2008), K Billy Cundiff (2010), RS Jacoby Jones (2012), K Justin Tucker (2013, 2016 & 2019-20), LS Morgan Cox (2015, 2016 & 2019-20) and P Sam Koch (2015).

PRIME KICKER & PUNTER

• Four-time Pro Bowl K Justin Tucker, who the Ravens signed as a rookie free agent, owns the NFL's most FGs (319) since entering the NFL in 2012. With a 90.9% career success mark, "Tuck" is the most accurate kicker in league history (319-of-351 on FGAs). Earning his first Pro Bowl nod in 2015, P Sam Koch's 46.7 gross average ranked No. 9 in the NFL that season, while his 42.9 net average was No. 2. In 2017, Koch led the NFL in both punts inside the 10 (16) and the 20 (a franchise-record 40).

RAVENS' RETURN MEN SOAR

• Dating back to 2011, six different Ravens have returned punts for touchdowns: WR Michael Campanaro, WR Kaelin Clay, WR Tandon Doss, CB Cyrus Jones, WR Jacoby Jones and DB Lardarius Webb.

DUVERNAY CONTINUES ROOKIE KOR-TD TREND

• In Week 3 of 2020 vs. KC, then-rookie WR Devin Duvernay produced a 93-yard KOR-TD. It marked the NFL's first KOR-TD of 2020 and was the Ravens' sixth KOR-TD since 2011, tied with KC for the NFL's second most. Only the Vikings (7) have produced more KOR-TDs dating back to 2011. Duvernay became the fifth rookie in Ravens history to return a kickoff for a TD: Patrick Johnson (1998), Yamon Figurs (2007), Lardarius Webb (2009) and David Reed (2010).

NO. 1 KOR AVERAGE UNDER HARBAUGH

Since 2008, when John Harbaugh became the Ravens' head coach, Baltimore owns the NFL's No. 1 KOR average (24.8).

NFL KICKOFF RETURN AVERAGE (SINCE 2008 / HARBAUGH'S BALTIMORE TENURE)

Rk.	Team	KOR	Yards	Avg.	Long	TDs
1.	Baltimore	544	13,512	24.8	108t	8
2.	Minnesota	592	14,521	24.5	109t	12
3.	NY Jets	659	15,641	23.7	107t	7

RAVENS PERSONNEL NOTES



ERIC DeCOSTA

26TH SEASON WITH THE RAVENS
3RD AS EVP & GENERAL MANAGER

RAVENS SCOUTING HISTORY / SINCE 1996

29 HOMEOWN RAVENS
PRO BOWLERS

25 DRAFTED RAVENS TO
EARN PRO BOWL HONORS

4 UNDRAFTED ROOKIES TO
EARN PRO BOWL HONORS

HOMEOWN PRO BOWLERS

The Ravens have had 50 different players earn Pro Bowl honors since the team's 1996 inception. Of those, 29 are homegrown – 25 drafted and 4 signed as a rookie free agent.

RAVENS HOMEOWN PRO BOWLERS / SINCE 1996 INCEPTION

Year	Drafted (Rd.)	Name	Pro Bowls
1996 (1st)		LB Ray Lewis	13
1996 (1st)		T Jonathan Ogden	11
2002 (1st)		S Ed Reed	9
2007 (3rd)		G Marshal Yanda	8
2003 (1st)		OLB Terrell Suggs	7
2006 (1st)		DT Haloti Ngata	5
1997 (1st)		OLB Peter Boulware	4
2010 (RFA)		LS Morgan Cox #	4
2014 (1st)		LB C.J. Mosley	4
2012 (RFA)		K Justin Tucker #	4
1999 (1st)		CB Chris McAlister	3
2008 (2nd)		Ray Rice	3
2018 (3rd)		T Orlando Brown Jr.	2
2001 (1st)		TE Todd Heap	2
2017 (1st)		CB Marlon Humphrey	2
2016 (5th)		OLB Matthew Judon	2
1996 (5th)		WR/RS Jermaine Lewis	2
2007 (4th)		FB Le'Ron McClain	2
2017 (RFA)		FB Patrick Ricard #	2
2000 (6th)		OLB Adalius Thomas	2
2018 (3rd)		TE Mark Andrews	1
2007 (1st)		G Ben Grubbs	1
2018 (1st)		QB Lamar Jackson	1
2013 (4th)		FB Kyle Juszczyk	1
2006 (6th)		P Sam Koch	1
2000 (1st)		RB Jamal Lewis	1
2002 (RFA)		LB Bart Scott #	1
2016 (1st)		T Ronnie Stanley	1
2013 (3rd)		DT Brandon Williams	1

Undrafted Rookie Free Agent

Bold Indicates 2020 Pro Bowler

FIRST-ROUND FINDS

The Ravens have tabbed 28 players in the first round. These picks have earned 65 combined Pro Bowls, multiple POTY Awards, an NFL MVP honor, two Super Bowl MVPs and three HOF selections.

RAVENS ALL-TIME FIRST-ROUND DRAFT PICKS

Year	Name	Pick	Pro Bowls
1996	T Jonathan Ogden * ~	4	11
1996	LB Ray Lewis + + ~ ~	26	13
1997	LB Peter Boulware *	4	4
1998	CB Duane Starks	10	
1999	CB Chris McAlister	10	3
2000	RB Jamal Lewis * =	5	1
2000	WR Travis Taylor	10	
2001	TE Todd Heap	31	2
2002	S Ed Reed * + ~	24	9
2003	OLB Terrell Suggs * +	10	7
2003	QB Kyle Boller	19	
2005	WR Mark Clayton *	22	
2006	DT Haloti Ngata *	12	5
2007	G Ben Grubbs *	29	2
2008	QB Joe Flacco ^ ~	18	
2009	T Michael Oher *	23	
2011	CB Jimmy Smith	27	
2013	S Matt Elam	32	
2014	LB C.J. Mosley *	17	4
2015	WR Breshad Perriman	26	
2016	T Ronnie Stanley	6	1
2017	CB Marlon Humphrey	16	2
2018	TE Hayden Hurst	25	
2018	QB Lamar Jackson %	32	1
2019	WR Marquise Brown	25	
2020	ILB Patrick Queen *	28	
2021	WR Rashod Bateman	27	
2021	OLB Odafe Oweh	31	

% NFL MVP ~ Super Bowl MVP + Defensive Player of the Year
= Offensive Player of the Year ~ Pro Football Hall of Fame
* All-Rookie Team ^ NFL Rookie of the Year (Fan Vote)

Baltimore has drafted three players (Ogden, Lewis & Reed) who were selected to the Pro Football Hall of Fame. For Ogden & Lewis, it was the first time ever two players were drafted in the same round (1st in 1996) by a team and reached the HOF in their initial year of eligibility.

Eric DeCosta has been with the franchise since Day One, first beginning as an intern during the inaugural 1996 season and then ascending to the personnel department's chief decision-maker in 2019. Prior to being named EVP/GM – succeeding the legendary Ozzie Newsome – DeCosta, 50, received GM interview offers annually from multiple teams in recent years. However, he never seriously considered leaving Baltimore, which has always aligned perfectly with what he envisioned to be his dream job.

RAVENS PERSONNEL NOTES



OZZIE NEWSOME

26TH SEASON WITH THE RAVENS
31ST SEASON IN FRONT OFFICE ROLE

"He and I have always been very different in a lot of ways, but so aligned. It's a special relationship in my life. I've learned a lot of football, but honestly, just a lot more about being a good person. So, I am extremely happy that Ozzie is going to play such a significant role moving forward for this organization."

- Ravens EVP & GM Eric DeCosta on Ozzie Newsome

"20/20 CLUB"

The Ravens' "20/20 Club" includes members of the personnel staff who started with as young assistants and grew into evaluators with more input. The term "20/20" refers to hiring 20-year-olds for \$20,000. But according to Ozzie Newsome: "The guys actually started when they were a little older than 20 and for more than \$20,000, but that's what we call them."

RAVENS "2020 CLUB" GRADUATES / CURRENT SCOUTS

Name	Joined Ravens	Current Title
George Kokinis	1991 (w/ Browns)	Dir. of Player Personnel
Eric DeCosta	1996	EVP & General Manager
Joe Hortiz	1998	Dir. of Player Personnel
Mark Azevedo	2005	Asst. Dir. of College & Pro Pers.
David Blackburn	2007	National Scout
Andrew Raphael	2013	National Scout
Brandon Berning	2015	Midwest/SW Area Scout
Joey Cleary	2015	Southeast Area Scout
Corey Frazier	2017	West Coast Area Scout
"Q" Attenoukon	2017	Pro & College Scout
Patrick McDonough	2018	Pro & College Scout
Chas Stallard	2018	Southwest Area Scout

ALL-PRO DRAFT PICKS

The Ravens' success drafting standout players cannot be ignored. Over the past 25 years, led by Ozzie Newsome and now Eric DeCosta, Baltimore has drafted 15 players who've gone on to earn AP first-team All-Pro honors. When including undrafted rookies LS Morgan Cox and K Justin Tucker, Baltimore has produced 17 "homegrown" AP first-team All-Pro selections.

MOST DRAFT CHOICES TO EARN AP FIRST-TEAM ALL-PRO (SINCE 1996 / RAVENS INCEPTION)

1. Pittsburgh 17	Marlon Humphrey (1)	Chris McAlister (1)	Ed Reed (5)
2. New England . . 16	Lamar Jackson (1)	Le'Ron McClain (1)	Ronnie Stanley (1)
3. Baltimore . . . 15	Jamal Lewis (1)	Haloti Ngata (2)	Terrell Suggs (1)
San Francisco . . 15	Jermaine Lewis (1)	Jonathan Ogden (4)	Adalius Thomas (1)
	Ray Lewis (7)	Kelechi Osemele (1)	Marshal Yanda (2)

SUCCESS ACROSS THE DRAFT BOARD

1ST ROUND

Jonathan Ogden ('96), Ray Lewis ('96), Peter Boulware ('97), Chris McAlister ('99), Jamal Lewis ('00), Todd Heap ('01), Ed Reed ('02), Terrell Suggs ('03), Haloti Ngata ('06), Ben Grubbs ('07), Joe Flacco ('08), Michael Oher ('09), Jimmy Smith ('11), C.J. Mosley ('14), Ronnie Stanley ('16), Marlon Humphrey ('17), Lamar Jackson ('18), Marquise Brown ('19), Patrick Queen ('20)

2ND ROUND

Jamie Sharper ('97), Anthony Weaver ('02), Ray Rice ('08), Paul Kruger ('09), Torrey Smith ('11), Courtney Upshaw ('12), Kelechi Osemele ('12), Tyus Bowser ('17), J.K. Dobbins ('20)

3RD ROUND

Casey Rabach ('01), Marshal Yanda ('07), Lardarius Webb ('09), Brandon Williams ('13), Orlando Brown Jr. ('18), Mark Andrews ('18)

4TH ROUND

Edwin Mulitalo ('99), Edgerton Hartwell ('01), Jarret Johnson ('03), Le'Ron McClain ('07), Dennis Pitta ('10), Kyle Juszczyk ('13), Za'Darius Smith ('15), Tavon Young ('16), Anthony Averett ('18)

5TH ROUND

Jermaine Lewis ('96), Dawan Landry ('06), Arthur Jones ('10), Pernell McPhee ('11), Rick Wagner ('13), Nick Boyle ('15), Matthew Judon ('16)

6TH ROUND

Adalius Thomas ('00), Chester Taylor ('02), Sam Koch ('06), Tyrod Taylor ('11), Ryan Jensen ('13), Darren Waller ('15), Chuck Clark ('17), Bradley Bozeman ('18), DeShon Elliott ('18)

7TH ROUND

DeAngelo Tyson ('12), Michael Campanaro ('14), Zach Sieler ('18)

RFA

Mike Flynn ('97), Priest Holmes ('97), Will Demps ('02), Bart Scott ('02), Ma'ake Kemoeatu ('02), Jameel McClain ('08), Dannel Ellerbe ('09), Morgan Cox ('10), Justin Tucker ('12), James Hurst ('14), Zach Orr ('14), Patrick Onwuasor ('16), Michael Pierce ('16), Matt Skura ('16), Patrick Ricard ('17), Chris Board ('18), Gus Edwards ('18), Ty'Son Williams ('21)

Ozzie Newsome's legacy is unlike any the game has seen. Known throughout all of sports as a premier leader, he is a Hall of Fame player, the architect of Baltimore's 2000 and 2012 Super Bowl championship teams and an elite evaluator who became the NFL's first African American GM. In 2019, his longtime top lieutenant, Eric DeCosta, took over as the Ravens' EVP & GM. However, Newsome maintains a significant role within the organization as its executive VP.

RAVENS IRONMEN / TURNOVER NOTES

RAVENS IRONMEN

RAVENS CONSECUTIVE GAMES PLAYED / ACTIVE STREAKS



JUSTIN TUCKER
157



CHUCK CLARK
68



TYUS BOWSER
55

RAVENS CONSECUTIVE GAMES PLAYED / ALL-TIME STREAKS

Rk.	Player	Games	Years
1.	Sam Koch	239	2006-20
2.	Justin Tucker	157	2012-present
3.	Jarret Johnson	129	2003-11
4.	Joe Flacco	122	2008-15
5.	Anthony Levine Sr.	117	2013-20
6.	Peter Boulware	111	1997-2003

RAVENS ALL-TIME GAMES PLAYED

Rk.	Player	Games	Years
1.	Sam Koch	252	2006-present
2.	Terrell Suggs	229	2003-18
3.	Ray Lewis	228	1996-2012
4.	Matt Stover	207	1996-2008
5.	Jonathan Ogden	177	1996-2007
	Marshal Yanda	177	2007-19
7.	Morgan Cox	164	2010-20
8.	Joe Flacco	163	2008-18
9.	Ed Reed	160	2002-12
10.	Justin Tucker	157	2012-present
11.	Jarret Johnson	143	2003-11
12.	Anthony Levine Sr.	142	2012-present
13.	Chris McAlister	135	1999-2008
	Haloti Ngata	135	2006-14
15.	Kelly Gregg	134	2001-10
16.	Mike Flynn	133	1998-2007
	Todd Heap	133	2001-10

MOST REGULAR SEASON GAMES PLAYED RAVENS FRANCHISE HISTORY



SAM KOCH
252



TERRELL SUGGS
229



RAY LEWIS
228

TURNOVER MARGIN SINCE 2008

Since John Harbaugh's 2008 Baltimore arrival, the Ravens have produced the NFL's fifth-best turnover differential (+48).

NFL's TOP TURNOVER DIFFERENTIALS [SINCE 2008 / JOHN HARBAUGH ERA]

Rk.	Team	Takeaways	Giveaways	Turnover Diff.
1.	New England	391	224	+167
2.	Green Bay	359	235	+124
3.	Seattle	350	273	+77
4.	Kansas City	352	280	+72
5.	Baltimore	341	293	+48

Note: The Ravens (-9) ranks 29th in the NFL in 2021.

TURNOVER MARGIN AT HOME

Baltimore owns a +52 differential at home during the John Harbaugh Era, ranking as the league's fourth-best mark.

NFL's TOP TURNOVER DIFFERENTIALS / AT HOME [SINCE 2008 / JOHN HARBAUGH ERA]

Rk.	Team	Takeaways	Giveaways	Turnover Diff.
1.	Green Bay	204	103	+101
2.	New England	201	114	+87
3.	Seattle	187	127	+60
4.	Baltimore	186	134	+52

TURNOVER TABLE SINCE 2000

Year	TA/TO	Plus/Minus	Record
2021	11/20	-9	8-5
2020	22/18	+4	11-5
2019	25/15	+10	14-2
2018	17/20	-3	10-6
2017	34/17	+17	9-7
2016	28/23	+5	8-8
2015	14/28	-14	5-11
2014	22/20	+2	10-6
2013	24/29	-5	8-8
2012	25/16	+9	10-6
2011	26/24	+2	12-4
2010	27/20	+7	12-4
2009	32/22	+10	9-7
2008	34/21	+13	11-5
2007	23/40	-17	5-11
2006	40/23	+17	13-3
2005	26/36	-10	6-10
2004	34/23	+11	9-7
2003	41/38	+3	10-6
2002	31/32	-1	7-9
2001	28/36	-8	10-6
2000	49/26	+23	12-4
Total	613/547	+66	209-140

THE RAVENS ARE...

SINCE 2000, HERE ARE THE RAVENS' RECORDS IN A GAME:

When turnover ratio is +2 or better 86-5

When turnover ratio is +1 or better 128-19

When turnover ratio is even 43-28

When turnover ratio is negative 38-93

THAT M&T MAGIC

HOME UNDER HARBS

Under John Harbaugh (since 2008), the Ravens own the NFL's third-best home winning percentage (.745), going 82-28 at M&T Bank Stadium.

NFL'S BEST REGULAR SEASON HOME RECORDS (JOHN HARBAUGH ERA / SINCE 2008)

Rk.	Team	Record	Pct.
1.	New England Patriots	90-21	.811
2.	Green Bay Packers	83-24-2	.771
3.	Baltimore Ravens	82-28	.745
4.	Pittsburgh Steelers	79-31-1	.716
5.	New Orleans Saints	75-35	.682

RAVENS DEFEND THE BANK

The Ravens have been outstanding at home since they arrived in Baltimore. Below are their respective home records and corresponding NFL rankings during several periods.

RAVENS HOME RECORDS / NFL RANKINGS

Time Period (Milestone)	Record	NFL Rank
Since 2010 (Past 12 Seasons)	70-24	3
Since 2008 (John Harbaugh's Arrival)	82-28	3
Since 2000 (First Super Bowl Season)	128-46	2
Since 1998 (M&T Bank Stadium Opened)	136-54	3
Since 1996 (Team's Inception)	143-62-1	4

HOME "D" UNDER HARBS (SINCE 2008)

17.3 **77.6** **305.9**

**POINTS ALLOWED
PER GAME**
[NFL'S BEST]

**OPPONENT PASSER
RATING**
[NFL'S 2ND BEST]
BUFFALO - 76.5

**YARDS ALLOWED
PER GAME**
[NFL'S BEST]

X DATING BACK TO 2008, THE RAVENS HAVE OUTSCORED OPPONENTS 2,846 TO 1,907 AT HOME. IN THEIR 82 WINS DURING THIS SPAN, THE MARGIN OF VICTORY HAS BEEN 14.4 POINTS PER GAME.

X THE RAVENS OWN A +939 POINT DIFFERENTIAL AT HOME UNDER JOHN HARBAUGH, RANKING NO. 3 IN THE NFL (NE IS +1,256 & GB IS +1,008).

X BALTIMORE IS 38-0 UNDER HARBAUGH WHEN ALLOWING 12 POINTS OR FEWER AT HOME.

HOME "D" DOMINANCE DATES WAY BACK

The Ravens' "D" has been stout at home for many seasons. Since 2003, Baltimore ranks at the top in several key categories:

BEST NFL DEFENSES AT HOME / SINCE 2003

POINTS PER GAME (Fewest Allowed)	TOTAL DEFENSE (Fewest Yards Allowed)
1. Baltimore 17.0	1. Baltimore 299.1
2. New England 17.2	2. Pittsburgh 300.1
3. Pittsburgh 18.4	3. NY Jets 320.2
TAKEAWAYS	DEFENSIVE TDs
1. New England 286	1. Arizona 33
2. Baltimore 285	2. Baltimore 32
3. Buffalo 270	3. Green Bay 29
4. Green Bay 268	4. Tennessee 29

HOME FAST FACTS

- Under head coach John Harbaugh, the Ravens are 20-4 in September home games. The Ravens have won 23 of their past 27 home games in the month of September (dating back to 2006).
- Under Coach Harbaugh, the Ravens are 24-6 in November home games, producing the NFL's second-best such record. The Ravens have won 22 of their past 27 home games during the month.
- The Ravens are 24-8 at home in the month of December under John Harbaugh and 44-16 in such games during their history.
- Under Coach Harbaugh (since 2008), Baltimore has gone 22-5 against NFC teams at M&T Bank Stadium, producing the best home record by an AFC squad vs. the "other" conference.
- Baltimore has won 25 of its last 30 home games vs. NFC teams.
- In their history, the Ravens have hosted 22 games when the temperature was below 40 degrees. Baltimore is 19-3 in such cold weather games.
- Baltimore is 9-2 at home in November against AFC North foes under Harbaugh. Overall under Harbaugh, the Ravens are 28-13 in home games played against AFC North foes.
- Baltimore has won 23 of its last 33 home games vs. AFC North foes.
- The Ravens are 18-4 at home all time against teams from the West Coast (Ari. - 3-1, LV - 6-1, LAC - 4-1, SF - 3-0 & Sea. - 2-1).

BEST HOME DEFENSE

Baltimore has permitted an NFL-low 17.3 ppg at home during the John Harbaugh Era. Under "Harbs," the Ravens are 36-0 at home when allowing 10 points or fewer. In 23 of those games, the Ravens gave up no more than 7 points.

**FEWEST POINTS PER GAME
ALLOWED AT HOME**
[SINCE 2008 / JOHN HARBAUGH ERA]

BALTIMORE	17.3
NEW ENGLAND	18.3
PITTSBURGH	18.8



ALL-TIME RESULTS / TRENDS

RAVENS REGULAR SEASON RECORDS

	Overall Record	Home	Away
Overall	233-179-1	143-62-1	90-117
In M&T Bank Stadium (since 1998)	136-54	136-54	n/a
Coached by Ted Marchibroda	16-31-1	11-12-1	5-19
Coached by Brian Billick	80-64	50-22	30-42
Coached by John Harbaugh	137-84	82-29	55-56
vs. AFC Teams	172-140	105-52	67-88
vs. AFC North	68-50	40-19	28-31
vs. AFC Central (1996-2001)	26-28	13-14	13-14
vs. AFC East	27-22	19-5	8-17
vs. AFC South	23-18	15-6	8-12
vs. AFC West	28-22	18-8	10-14
vs. NFC Teams	61-39-1	38-10-1	23-29
vs. NFC North	11-8	7-2	4-6
vs. NFC Central (1996-2001)	3-5	3-1	0-4
vs. NFC East	17-9-1	10-2-1	7-7
vs. NFC South	12-8	6-4	6-4
vs. NFC West	18-9	12-1	6-8
On Monday Night Football	15-13	6-3	9-10
On Tuesday	1-0	1-0	0-0
On Wednesday	0-1	0-0	0-1
On Thursday Night Football	8-6	7-1	1-5
On Saturday	4-1	2-0	2-1
On Sunday Night Football	17-14	11-3	6-11
In Overtime	15-15-1	9-5-1	6-10
Ravens Shutout Wins	14-0	6-0	8-0
In Season Openers	14-12	9-4	5-8
Indoors	8-16	n/a	8-16

Note: Baltimore has played in Houston's Reliant/NRG Stadium six times (4-2), Indy's Lucas Oil Stadium three times (1-2), Dallas' Texas Stadium once (1-0), Atlanta's Mercedes-Benz Stadium once (1-0) and Las Vegas' Allegiant Stadium once (0-1). Four of those games at Reliant Stadium/NRG Stadium (12/13/10, 10/21/12, 12/21/14 & 9/20/20), and one at Allegiant Stadium (9/13/21), came when the roof was closed, meaning those games were "indoors," while the other games listed are considered "outdoors" due to open roofs. One of these games at Lucas Oil Stadium (11/8/20) came when the roof was opened, deeming that an outdoor game.

In August	0-1	0-1	0-0
In September	54-34	34-9	20-25
In October	45-53	23-21	22-32
In November	65-43-1	39-15-1	26-28
In December	63-44	44-16	19-28
In January	6-4	3-0	3-4

RAVENS REGULAR RESULTS WHEN...

Team	Since 2000	Since 2008	2021
Record	209-140	137-84	8-5
vs. AFC North (since 2002)	68-50	50-32	1-3
vs. AFC	155-108	101-65	5-5
vs. NFC	54-32	36-19	3-0
Home	128-46	82-28	5-1
Away	81-94	55-56	3-4
On grass	111-81	73-45	7-5
Artificial turf	98-59	64-39	1-0
Outdoors	202-127	129-75	7-4
Indoors	7-13	6-8	1-1
September	46-27	31-16	2-1
October	42-42	26-26	3-1
November	60-31	40-17	3-1
December	55-37	36-23	0-2
January	6-3	4-2	0-0
Leading at halftime	165-28	110-22	5-2
Trailing at halftime	32-100	19-57	3-3
Tied at halftime	12-12	8-5	0-0
Tied after 3 quarters	5-8	3-4	0-0
Leading After 3 quarters	177-21	119-16	4-2
Trailing after 3 quarters	27-111	15-64	4-3
Decided by 7 points or fewer	87-79	56-55	6-3
Decided by 3 points or fewer	48-43	32-29	4-2
When scoring first	144-45	100-30	5-3
When not scoring first	65-95	37-54	3-2
Positive or even turnover ratio	171-47	107-35	4-1
Negative turnover ratio	38-93	30-49	4-4
Winning penalty ratio	89-56	58-30	1-2
Losing penalty ratio	101-73	64-45	4-3
Overtime	13-13	9-10	2-1
When returning a KOR for a TD	5-4	5-3	0-1
When returning a PR for a TD	9-3	5-1	0-0

Offense	Since 2000	Since 2008	2021
Scoring 20 or more points	167-54	117-39	5-2
Scoring 30 or more points	77-7	57-5	4-0
Having 20 or more first downs	106-59	84-40	7-5
Totaling 350 or more net yards	106-48	81-33	5-3
At least 35 minutes time of poss.	63-9	43-7	5-1
Rushing for 150 or more yards	81-20	56-12	3-1
When not throwing an INT	117-28	79-21	2-2
With a 100-yard rusher	72-23	44-10	2-0
Without a 100-yard rusher	137-117	93-74	6-5
With a 100-yard receiver	44-27	32-18	4-1
Without a 100-yard receiver	165-113	105-66	4-4
With a 300-yard passer	24-19	22-14	2-0
Without a 300-yard passer	186-121	116-60	7-5

Defense	Since 2000	Since 2008	2021
When scoring a defensive TD	51-7	29-5	0-0
When returning an INT for a TD	35-3	17-2	0-0
When returning a fumble for a TD	19-4	15-3	0-0
Recording 3 or more sacks	109-41	63-27	3-2
Holding opp. under 250 net yards	74-20	47-7	1-0
Holding opp. under 21 points	167-38	110-17	5-1
Holding opp. under 15 points	124-15	76-5	4-0
Allowing a 100-yard rusher	22-30	14-20	1-0
Not allowing a 100-yard rusher	187-110	123-64	7-5
Allowing a 100-yard receiver	42-45	26-29	4-3
Not allowing a 100-yard receiver	167-95	111-55	4-2
Allowing a 300-yard passer	29-30	20-24	2-2
Not allowing a 300-yard passer	180-110	117-60	6-3

PLAYER NOTES - JACKSON



QUICK CAREER NOTES

- ✗ Baltimore is 37-12 with Jackson as its regular season starter. Since his first NFL start (Week 11 of '18), his 37 wins tie Tom Brady and Patrick Mahomes for the second most among all NFL QBs. Jackson is also the first QB in NFL history to reach 35 regular season wins before the age of 25.
- ✗ Jackson is the first QB in NFL history to record multiple career games with at least 3 TD passes *and* 100 rushing yards (Week 9 this season vs. Min. & Cle. in 2019).
- ✗ In 2020, Jackson (1,005) became the first QB in NFL history to surpass the 1,000-yard rushing milestone in multiple seasons, also doing so in 2019 (1,206).
- ✗ Jackson tallied 26 TD passes and 7 rushing TDs in 2020, joining Deshaun Watson (2018-19) as the only QBs with at least 25 TD passes and 5 rushing TDs in consecutive seasons in NFL history.
- ✗ Jackson is the fastest QB in league history (35 games) to reach 5,000 passing yards & 2,000 rushing yards. He's also the first player in NFL history to reach 5,000 passing yards and 2,500 rushing yards in the first three seasons of a career.
- ✗ Jackson (10) owns the most "double-triples" (at least 100 rushing & 100 passing yards in a game) in league history. Michael Vick (8) and Russell Wilson (4) are the next two.
- ✗ Jackson has produced 10 career regular season games with at least 100 rushing yards, tying (Michael Vick) for the most by a QB in NFL history.

MOST REGULAR SEASON WINS BY A STARTING QB (SINCE WEEK 11 OF 2018 / JACKSON'S FIRST NFL START)

Rk.	Quarterback (Team)	Record
1.	Aaron Rodgers (GB)	38-13
2.	Lamar Jackson (Bal.)	37-12
	Tom Brady (NE/TB)	37-14
	Patrick Mahomes (KC)	37-11

JACKSON DOWN THE STRETCH

- ✗ In December/January regular season games started by Lamar Jackson, the Ravens are 13-3, winning 12 of their past 14 contests.
- ✗ In Jackson's 16 career Dec./Jan. regular season starts, he has thrown 28 TDs & just 5 INTs (104.6 rating).
- ✗ Jackson has also rushed for 1,186 yards (74.1 ypg) and 8 scores in Dec./Jan. regular season games.

2019 UNANIMOUS MVP

- ✗ Jackson is the only QB in NFL history to produce at least 3,000 passing yards and 1,000 rushing yards in a single season (2019). (He had 3,127 passing & 1,206 rushing yards in 2019.)
- ✗ In 2019, Jackson (36/7) became the third QB in NFL history with at least 35 passing TDs & 7 rushing TDs. Steve Young (1994), Cam Newton (2015) and Josh Allen (2020) have also done this.
- ✗ Jackson was responsible for an NFL-best 43 total TDs (36 passing & 7 rushing) in 2019. His 36 TD passes led the NFL and are the most in franchise single-season history.
- ✗ In his final eight games of 2019 (he sat out Week 17), Jackson threw 25 TDs and 1 INT, completing 69.4% of his passes for 1,477 yards and a 130.3 rating. He had 630 rushing yards & 4 rush TDs.
- ✗ Jackson rushed for 1,206 yards in 2019, marking the most by a quarterback in NFL single-season history.
- ✗ Jackson threw at least 4 TDs in an NFL-best four games in 2019. He also threw at least 3 TDs in an NFL-best eight games.
- ✗ In 2019's Week 15 win vs. NYJ, Jackson rushed for at least 85 yards while throwing for 5 TDs for the second time in his career. (He also did this on 11/25/19 at LAR.) Cam Newton is the only other player in NFL history to accomplish the 85 rushing yards/5 passing TDs feat in a game, doing so in 2015.
- ✗ Jackson posted two perfect passer ratings in 2019 (at Cin. & Mia.), making him one of two QBs in NFL history (Ben Roethlisberger, 2007) to attain the 158.3 mark twice in a season.
- ✗ In Weeks 11 (vs. Hou.) and 12 (at LAR) of 2019, Jackson became the first NFL player ever to throw at least 4 passing TDs and have at least 50 rush yards in back-to-back games.
- ✗ Jackson produced the NFL single-season record for most 100-yard rushing games (5 in 2019) by a quarterback.
- ✗ In 2019's Week 6 victory over Cincinnati, Jackson became the first player ever to pass for 200 yards (236) and rush for 150 yards (152) in a regular season game. (Colin Kaepernick also accomplished this feat in a 2013 playoff game.)
- ✗ In the 2019 Divisional Playoff vs. Tennessee, Jackson became the first player in NFL history with at least 350 passing yards (365) and 100 rushing yards (143) in any game.

PLAYER NOTES - JACKSON

In 2021's Week 3 win at Detroit, QB Lamar Jackson tied Patrick Mahomes and Hall of Famers Dan Marino and Kurt Warner for the most victories (32) in a QB's first 40 regular season starts. (Jackson is now 37-12 as a starter.)

BEST RECORD BY A QB IN HIS FIRST 40 NFL STARTS [SINCE 1970 MERGER]

Rk. Quarterback	Record
1. Lamar Jackson.....	32-8
Patrick Mahomes.....	32-8
Dan Marino.....	32-8
Kurt Warner.....	32-8

PASSING TOUCHDOWNS

RAVENS SINGLE-GAME HISTORY

QB/Date/Opponent	TDs
Lamar Jackson, 12/12/19 vs. NYJ.....	5
Lamar Jackson, 11/25/19 at LAR.....	5
Lamar Jackson, 9/8/19 at Mia.....	5
Joe Flacco, 10/12/14 at TB.....	5
Tony Banks, 9/10/00 vs. Jax.....	5

COMPLETION PERCENTAGE

RAVENS SINGLE-GAME HISTORY

QB/Date/Opponent	Pct.
Lamar Jackson, 11/10/19 at Cin..	88.2
Lamar Jackson, 10/11/21 vs. Ind.	86.0
Lamar Jackson, 9/8/19 at Mia.....	85.0
Lamar Jackson, 11/8/20 at Ind.	82.6

PASSER RATING

RAVENS SINGLE-GAME HISTORY

QB/Date/Opponent	Rate
Lamar Jackson, 11/10/19 at Cin.	158.3
Lamar Jackson, 9/8/19 at Mia.....	158.3
Joe Flacco, 10/12/14 at TB.....	149.7

Jackson is the youngest QB in NFL history to produce a perfect passer rating. Incredibly, he's done it twice.

CONSECUTIVE PASSES, NO INTs

RAVENS SINGLE-GAME HISTORY

QB/Dates	Passes
Lamar Jackson, 11/25/18 -- 9/29/19	248
Lamar Jackson, 10/6/19 -- 12/8/19.....	181
Joe Flacco, 9/25/16 -- 10/23/16.....	176

With 107 rushing yards in Week 2 vs. Kansas City, Lamar Jackson eclipsed 3,000 rushing yards in his 48th career game, becoming the fastest QB in NFL history to reach that milestone. (Mike Vick, 61 games, is second fastest.)

PASSING TOUCHDOWNS

RAVENS SINGLE-SEASON HISTORY

Rk. Quarterback (Year)	TDs
1. Lamar Jackson (2019).....	36
2. Vinny Testaverde (1996).....	33
3. Joe Flacco (2014).....	27
4. Lamar Jackson (2020).....	26
5. Joe Flacco (2010).....	25

PASSER RATING

RAVENS SINGLE-SEASON HISTORY

Rk. Quarterback (Year)	Rate
1. Lamar Jackson (2019).....	113.3
2. Lamar Jackson (2020).....	99.3
3. Joe Flacco (2010).....	93.6
4. Joe Flacco (2014).....	91.0
5. Joe Flacco (2009).....	88.9

TD PASS PERCENTAGE

RAVENS SINGLE-SEASON HISTORY

Rk. Quarterback (Year)	TD%
1. Lamar Jackson (2019).....	9.0
2. Lamar Jackson (2020).....	6.9
3. Vinny Testaverde (1996).....	6.0
4. Tony Banks (1999).....	5.3
Trent Dilfer (2000).....	5.3

JACKSON NUMBER TO NOTE

33

Passing yards Lamar Jackson needs to reach the 10,000-yard mark for his career. Jackson, who is in his fourth NFL season, can become just the eighth quarterback in league history to record at least 10,000 passing yards and 3,500 rushing yards *in a career*.

QUARTERBACKS W/ 10,000 PASSING YARDS & 3,500 RUSHING YARDS / NFL HISTORY

Quarterback	Games	Pass	Rush
Randall Cunningham	162	29,979	4,928
Steve McNair	161	31,304	3,590
Cam Newton	144	32,165	5,510
Fran Tarkenton	246	47,003	3,674
Michael Vick	143	22,464	6,109
Russell Wilson	154	36,284	4,647
Steve Young	169	33,124	4,239

Lamar Jackson* 58 9,967 3,673

* needs 33 passing yards to reach 10K

PLAYER NOTES - JACKSON

100-YARD REGULAR SEASON RUSHING GAMES [QB's / SINGLE-SEASON NFL HISTORY]

1. Lamar Jackson (2019) 5
2. Russell Wilson (2014)..... 3
Michael Vick (2006) 3
Michael Vick (2004) 3

CAREER 100-YARD REGULAR SEASON RUSHING GAMES [QB's / NFL HISTORY]

1. Lamar Jackson 10
Michael Vick 10
3. Russell Wilson 4
4. J. Allen, R. Cunningham, B. Douglass 3
D. McNabb, C. Newton & T. Rote 3

MOST CAREER GAMES W/ 5 TD PASSES & 85+ RUSHING YARDS [NFL HISTORY]

1. Lamar Jackson 2
2. Cam Newton 1

Newton's "5/85" game came during his 2015 NFL MVP campaign, just as Jackson's were in 2019.

MOST GAMES WITH 5 TD PASSES [NFL SINGLE-SEASON HISTORY]

1. Peyton Manning (2004)* 4
2. Lamar Jackson (2019)* 3
Cam Newton (2015)* 3
Drew Brees (2011) 3
Tom Brady (2007)* 3
Daunte Culpepper (2004) 3

*Won NFL MVP

MOST GAMES WITH 4+ TD PASSES [2019 SEASON]

1. Lamar Jackson (Bal.) 4
2. Jimmy Garoppolo (SF) 3
Daniel Jones (NYG) 3
Jameis Winston (TB) 3

MOST GAMES WITH 3+ TD PASSES [2019 SEASON]

1. Lamar Jackson (Bal.) 8
2. Drew Brees (NO) 7
3. Dak Prescott (Dal.) 6
4. Patrick Mahomes (KC) 5
Matthew Stafford (Det.) 5
Deshaun Watson (Hou.) 5
Jameis Winston (TB) 5

TOTAL TOUCHDOWNS [2019 SEASON]

1. Lamar Jackson (Bal.) 43
2. Russell Wilson (Sea.) 34
Jameis Winston (TB) 34

PASSING TOUCHDOWNS [2019 SEASON]

1. Lamar Jackson (Bal.) 36
2. Jameis Winston (TB) 33
3. Russell Wilson (Sea.) 31

NFL PASSER RATING [2019 SEASON]

1. Ryan Tannehill (Ten.) 117.5
2. Drew Brees (NO) 116.3
3. Lamar Jackson (Bal.) 113.3

MOST RUSHING YARDS [QUARTERBACKS / SINGLE-SEASON HISTORY]

1. Lamar Jackson (2019) 1,206
2. Michael Vick (2006) 1,039
3. Lamar Jackson (2020) 1,005
4. Bobby Douglass (1972) 968
5. Randall Cunningham (1990) 942

MOST GAMES WITH 2+ PASSING TDs AND 50+ RUSHING YARDS [SINCE 1970 MERGER]

- ENTIRE CAREER -


Rk.	Player	2+/50+ GAMES	GP/GS
1.	Cam Newton	23	144/142
2.	Randall Cunningham	20	161/135
	Michael Vick	20	143/115
4.	Steve Young	19	169/143
5.	Lamar Jackson	16	58/49
	Russell Wilson	16	154/154

- FIRST FOUR SEASONS -

Rk.	Player	2+/50+ GAMES
1.	Lamar Jackson (Bal.)	16
2.	Cam Newton (Car.)	13
3.	Josh Allen (Buf.)	8
	Russell Wilson (Sea.)	8
5.	Randall Cunningham (Phi.)	7
	Kyler Murray (Ari.)	7
7.	Michael Vick	6



PLAYER NOTES - ANDREWS



MARK ANDREWS
#89 | TIGHT END

1X
PRO BOWLER

23
TD GRABS SINCE 2019,
MARKING THE MOST
AMONG NFL TEs

5
MULTI-TD PERFORMANCES
SINCE 2019, RANKING NO. 1
AMONG NFL TEs

NFL TIGHT END RECEIVING LEADERS

RECEIVING YARDS

2021	SINCE 2019
1. Mark Andrews926	1. Travis Kelce 3,520
2. Travis Kelce 875	2. Darren Waller 2,984
3. Kyle Pitts770	3. Mark Andrews2,479
4. George Kittle757	4. George Kittle2,444
5. Darren Waller 643	5. Mike Gesicki1,915

RECEPTIONS

2021	SINCE 2019
1. Mark Andrews 75	1. Travis Kelce 275
2. Travis Kelce 73	2. Darren Waller 250
3. T.J. Hockenson 61	3. Mark Andrews197
4. Mike Gesicki 59	4. George Kittle190
5. George Kittle 57	5. Zach Ertz170

RECEIVING TOUCHDOWNS

2021	SINCE 2019
1. Dawson Knox 8	1. Mark Andrews 23
2. Pat Freiermuth 7	2. Travis Kelce21
Hunter Henry 7	3. Jared Cook 20
4. Mark Andrews 6	4. Hunter Henry 16
Gronkowski/Kittle 6	5. Tonyan/Waller14

20+ YARD RECEPTIONS

2021	SINCE 2019
1. Mark Andrews14	1. Travis Kelce 47
2. Darren Waller 13	2. Darren Waller 43
Kyle Pitts 13	3. Mark Andrews 40
4. Mike Gesicki11	4. George Kittle 34
Dallas Goedert11	5. Mike Gesicki 28

ANDREWS TOP 3 IN TD CATCHES

Only three Ravens have posted at least 10 receiving TDs in a season, and that list includes TE Mark Andrews, whose 2019 Pro Bowl campaign was spectacular.

MOST RAVENS RECEIVING TDs / SINGLE-SEASON HISTORY

Rk.	Tight End	Receiving TDs
1.	Michael Jackson (1996)	14
2.	Torrey Smith (2014)	11
3.	Mark Andrews (2019)	10

ANDREWS HITS RAVENS' MARKS

TE Mark Andrews' 926 receiving yards in 2021 are a single-season record by a Ravens' TE, while his 10 receiving TDs in 2019 are also a single-season high by a Ravens' TE.

SINGLE-SEASON / RAVENS TIGHT END RECORDS

MOST RECEIVING YARDS

1. Mark Andrews (2021)926
2. Todd Heap (2005)855
3. Mark Andrews (2019)852
4. Todd Heap (2002)836

MOST RECEIVING TDs

1. Mark Andrews (2019)10
2. Mark Andrews (2020) 7
Todd Heap (2005) 7
Dennis Pitta (2012) 7

ANDREWS HAS EYES FOR THE END ZONE

NFL RECEIVING TOUCHDOWNS / SINCE 2019

Rk.	Player (Team)	Receiving TDs
1.	Mike Evans (TB)	32
2.	Davante Adams (GB)	30
	Tyreek Hill (KC)	30
	Adam Thielen (Min.)	30
5.	DK Metcalf (Sea.)	25
	Cooper Kupp (LAR)	25
7.	Mark Andrews (Bal.)	23
	Tyler Lockett (Sea.)	23
9.	A.J. Brown (Ten.)	22
10.	Marquise Brown (Bal.)	21
	Stefon Diggs (Buf.)	21
	Chris Godwin (TB)	21
	DeAndre Hopkins (Ari.)	21
	Marvin Jones (Jax.)	21
	Travis Kelce (KC)	21

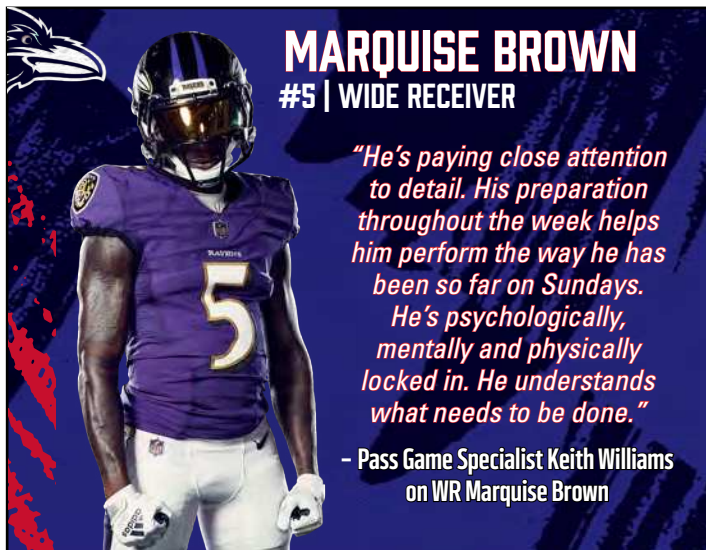
ANDREWS' NOTES TO KNOW

- With 926 receiving yards in 2021, Andrews now owns the Ravens' single-season record for the most receiving yards by a TE, surpassing Todd Heap's previous franchise record of 855 in 2005.

- Andrews is the fifth tight end (Antonio Gates, Jimmy Graham, Rob Gronkowski & Kellen Winslow Sr.) in NFL history to eclipse 200 receptions, 2,800 receiving yards and 25 receiving TDs in the first four seasons of a career.

- Since 2019, Andrews' 17 red zone TD receptions are the most by an NFL tight end.

PLAYER NOTES - BROWN



MARQUISE BROWN #5 | WIDE RECEIVER

"He's paying close attention to detail. His preparation throughout the week helps him perform the way he has been so far on Sundays. He's psychologically, mentally and physically locked in. He understands what needs to be done."

- Pass Game Specialist Keith Williams on WR Marquise Brown

HOLLYWOOD LIGHTS

Among WRs chosen in the 2019 NFL Draft, WR Marquise Brown's 21 receiving TDs since then are the league's third most. After 7 receiving TDs as a rookie in 2019, Brown posted 8 receiving TDs in 2020 and has 6 in 2021.

NFL RECEIVING TDs SINCE 2019 / 2019 DRAFTED WRs

Rk.	Player (Team)	Receiving TDs
1.	DK Metcalf (Sea.)	25
2.	A.J. Brown (Ten.)	22
3.	Marquise Brown (Bal.)	21
4.	Diontae Johnson (Pit.)	18
5.	Terry McLaurin (Was.)	16

ROOKIE BROWN WAS A TD MACHINE

WR Marquise Brown posted 7 TD receptions in 2019, a mark that tied for third among all NFL rookies and now ties for second on the Ravens' rookie single-season total TDs record list.

RECEIVING TDs (NFL ROOKIES / 2019)

1.	A.J. Brown (Ten.)	8
	Darius Slayton (NYG)	8
3.	Marquise Brown (Bal.)	7
	Terry McLaurin (Was.)	7
	DK Metcalf (Sea.)	7

RAVENS TOTAL TDs (ROOKIES / SINGLE SEASON)

1.	J.K. Dobbins (2020)	9
2.	Marquise Brown (2019)	7
	Marlon Brown (2013)	7
	Torrey Smith (2011)	7
5.	Jamal Lewis (2000)	6

DID YOU KNOW?

- With 101 receiving yards in the season-opening win vs. Cle. (9/13/20) of the 2020 season and 147 receiving yards in the season-opening win at Mia. (9/18/19) of the 2019 season, Brown became the fifth player in NFL history, and first since Louis Lipps (1984-85), with at least 100 receiving yards on Kickoff Weekend during both his rookie and second season.

- Brown scored 47- and 83-yard TDs on his first two NFL catches to become the first player in league history to notch two 40-plus-yard TD catches in a career debut.

A TOP TIER WR-TE TANDEM

CURRENT NFL WR-TE TANDEM / MOST TD RECEPTIONS (SINCE 2019)

Rk.	Team	WR (TDs)	TE (TDs)	TD Receptions
1.	KC	Tyreek Hill (30)	Travis Kelce (21)	51
2.	TB	Mike Evans (32)	Rob Gronkowski (13)	45
3.	Bal.	Marquise Brown (21)	Mark Andrews (23)	44
	GB	Davante Adams (30)	Robert Tonyan (14)	44

SINCE WEEK 12 OF 2020

Over his past 18 games (since Week 12 of 2020), WR Marquise Brown's 12 receiving TDs rank No. 6 in the NFL.

MOST RECEIVING TDs / SINCE WEEK 12 OF 2020

Rk.	Player (Team)	Receiving TDs
1.	Davante Adams (GB)	15
	Mike Evans (TB)	15
3.	Tyreek Hill (KC)	13
	Adam Thielen (Min.)	13
	Cooper Kupp (LAR)	13
6.	Marquise Brown (Bal.)	12

DEEP-THREAT SCORING MACHINE

Since WR Marquise Brown entered the league in 2019, he's been one of the NFL's best deep-ball threats, with many of his "big plays" resulting in a TD.

"BIG-PLAY" TDs / SINCE 2019

20+ YARD TD RECEPTIONS

1.	Tyreek Hill (KC)	15
2.	Mike Evans (TB)	12
3.	Marquise Brown (Bal.)	11
4.	A.J. Brown (Ten.)	10
	Diontae Johnson (Pit.)	10
	DK Metcalf (Sea.)	10

40+ YARD TD RECEPTIONS

1.	Tyreek Hill (KC)	11
2.	A.J. Brown (Ten.)	8
3.	Marquise Brown (Bal.)	7
	M. Valdes-Scantling (GB)	7
5.	Tyler Lockett (Sea.)	6
	Mike Williams (LAC)	6

POSTSEASON: 85-YARD MINIMUM

In his first three postseason contests, Marquise Brown totaled 126 receiving yards, 109 receiving yards and 86 receiving yards, respectively. He joins Larry Fitzgerald and Michael Thomas as the only players since the 1970 merger to eclipse 85 receiving yards in each of their first three postseason contests.

PLAYERS WITH AT LEAST 85 RECEIVING YARDS IN EACH OF THEIR FIRST THREE PLAYOFF CONTESTS



MICHAEL THOMAS
1/7/18 vs. Car. 131
1/14/18 at Min. 85
1/13/19 vs. Phi. ... 171



LARRY FITZGERALD
1/3/09 vs. Atl. 101
1/10/09 at Car. 166
1/18/09 vs. Phi. 152



MARQUISE BROWN
1/11/20 vs. Ten... 126
1/10/21 at Ten. ... 109
1/16/21 at Buf. ... 87

PLAYER NOTES – MURRAY & FREEMAN



LATAVIUS MURRAY
#28 | RUNNING BACK

1X
PRO BOWLER

5
TEAM-HIGH
RUSHING TDs IN 2021

11
CAREER 100-YARD
RUSHING GAMES

MURRAY'S CAREER CONSISTENCY

Pro Bowl RB Latavius Murray has consistently produced since entering the league in 2014. Among active players, Murray stands near the top in several rankings, including most rushing yards, rushing TDs and longest runs.

MOST RUSHING YARDS / SINCE 2014 / ACTIVE PLAYERS

Rk.	Player (Team)	Attempts	Yards
1.	Ezekiel Elliott (Dal.)	1,598	7,194
2.	Derrick Henry (Ten.)	1,401	6,797
3.	Mark Ingram II (NO)	1,386	6,389
4.	Melvin Gordon III (Den.)	1,433	5,942
5.	Latavius Murray (Bal.)	1,271	5,251
6.	Carlos Hyde (Jax.)	1,225	4,979
7.	Dalvin Cook (Min.)	967	4,639
8.	Devonta Freeman (Bal.)	1,107	4,584

MOST RUSHING TOUCHDOWNS / SINCE 2014 / ACTIVE PLAYERS

Rk.	Player (Team)	TDs
1.	Derrick Henry (Ten.)	65
2.	Ezekiel Elliott (Dal.)	54
3.	Mark Ingram II (NO)	53
4.	Melvin Gordon III (Den.)	52
5.	Latavius Murray (Bal.)	48
6.	Alvin Kamara (NO)	47
7.	Aaron Jones (GB)	41
8.	Dalvin Cook (Min.)	39
	David Johnson (Hou.)	39

CONSECUTIVE SEASONS WITH AT LEAST 4 RUSHING TDs [ACTIVE STREAK]

Rk.	Player (Current Team)	Seasons (Rush TDs)
1.	Latavius Murray (Bal.)	7: 2015-21 (48)
2.	Derrick Henry (Ten.)	6: 2016-21 (65)
	Ezekiel Elliott (Dal.)	6: 2016-21 (54)
	Melvin Gordon III (Den.)	6: 2016-21 (52)

GOOD HANDS FROM FREEMAN

Pro Bowl RB Devonta Freeman has always had a knack for catching the ball. Since entering the NFL in 2014, he ranks in the Top 10 in several receiving categories among active RBs.

MOST RECEPTIONS SINCE 2014 / ACTIVE RBs

Rk.	Player (Team)	Targets	Rec.
1.	James White (NE)	511	381
2.	Alvin Kamara (NO)	458	362
3.	Christian McCaffrey (Car.)	439	357
4.	Giovani Bernard (TB)	415	309
5.	Duke Johnson (Mia.)	400	307
6.	Devonta Freeman (Bal.)	369	292
7.	Ezekiel Elliott (Dal.)	370	282
8.	Melvin Gordon III (Den.)	372	278
9.	Austin Ekeler (LAC)	336	270
10.	David Johnson (Hou.)	392	269

MOST RECEIVING YARDS SINCE 2014 / ACTIVE RBs

Rk.	Player (Team)	Yards
1.	James White (NE)	3,278
2.	Alvin Kamara (NO)	3,159
3.	Christian McCaffrey (Car.)	3,015
4.	Duke Johnson (Mia.)	2,829
5.	David Johnson (Hou.)	2,747
6.	Austin Ekeler (LAC)	2,614
7.	Giovani Bernard (TB)	2,476
8.	Devonta Freeman (Bal.)	2,251
9.	Ezekiel Elliott (Dal.)	2,201

RB SINGLE POSTSEASON REC. YARDS / SINCE 2014



168 yds

2016
DEVONTA FREEMAN
7TH ALL-TIME



151 yds

2018
JAMES WHITE



148 yds

2020
LEONARD FOURNETTE




DEVONTA FREEMAN
#33 | RUNNING BACK

2X
PRO BOWLER

2
1,000-YARD
RUSHING SEASONS

8
CAREER 100-YARD
RUSHING GAMES

PLAYER NOTES – WATKINS & BOWSER



SAMMY WATKINS

#14 | WIDE RECEIVER

“SAMMY IS A GEM. HE’S A GREAT PLAYER AND A GREAT PERSON. SAMMY, TO ME, IS ONE OF THE BEST RECEIVERS IN THE NFL – PERIOD. HE’S A MUCH MORE SEASONED PLAYER THAN I KNEW HIM IN HIS SECOND YEAR. EVERY DAY WITH HIM IS A GREAT DAY.”

– Offensive Coordinator Greg Roman on WR Sammy Watkins

PLAYOFF SAMMY

WR Sammy Watkins’ 19.23 postseason yards-per-reception average ranks No. 9 all time and second among active players (min. 20 catches). Since 2017, when Watkins made his postseason debut, that mark stands No. 1 in the NFL.

 27.29	 23.67	 22.83
ALVIN HARPER	WILLIE GAULT	HAROLD JACKSON
 22.22	 21.09	 20.78
VERNON DAVIS	PAUL WARFIELD	CHARLIE BROWN
 20.48	 20.48	 19.23
FRANK LEWIS	TYLER LOCKETT	SAMMY WATKINS

“YAC” ATTACK

Since WR Sammy Watkins entered the league in 2014, his 14.54 yards per reception mark ranks No. 6 in the NFL among players with at least 300 receptions.

YARDS PER RECEPTION / SINCE 2014 (MIN. 300 RECEPTIONS)

Rk.	Player	YPC
1.	T.Y. Hilton (Ind.)	15.46
2.	Mike Evans (TB)	15.38
3.	Rob Gronkowski (TB)	15.15
4.	Julio Jones (Ten.)	15.06
5.	John Brown (FA)	14.84
6.	Sammy Watkins (Bal.)	14.54
7.	A.J. Green (Ari.)	14.50

BALTIMORE’S LINEBACKERS IN THE BACKFIELD

Baltimore linebackers have accounted for the second-most TFL (35) in 2021. Since 2018, when Don “Wink” Martindale became defensive coordinator, Ravens linebackers have posted 178 TFL, ranking No. 3 in the NFL.

TACKLES FOR LOSS (LB CORPS / 2021)

1.	Chicago Bears	40
2.	Baltimore Ravens	35
3.	Pittsburgh Steelers	34
4.	Arizona Cardinals	33
5.	New England Patriots	28

TACKLES FOR LOSS (LB CORPS / SINCE 2018)

1.	Arizona Cardinals	184
	Pittsburgh Steelers	184
3.	Baltimore Ravens	178
4.	Tampa Bay Buccaneers	158
5.	Chicago Bears	152

BOWSER IN PASS COVERAGE

OLB Tyus Bowser dropped into coverage on 35% of his pass snaps in 2020, the second-highest rate among NFL edge defenders (min. 250 pass snaps). His 4 career INTs currently rank sixth all time in franchise history at the LB position.


MOST INTERCEPTIONS BY A RAVENS LINEBACKER

Rk.	Player (Years)	INTs
1.	Ray Lewis (1996-2012)	31
2.	C.J. Mosley (2014-18)	9
3.	Terrell Suggs (2003-18)	7
4.	Adalius Thomas (2000-06)	6
5.	Daryl Smith (2013-15)	5
6.	Tyus Bowser (2017-present)	4

BOWSER IS BALLING

• Since entering the league in 2017, OLB Tyus Bowser is one of three LBs to post at least 16 sacks and 4 INTs, joining Preston Smith and T.J. Watt.

• Through Week 14 of 2021, Bowser has set new single-season career highs in both tackles (42), TFL (6) and sacks (5.5), while his 13 QBHs are 1 shy of his previous career high (14 in 2020).




TYUS BOWSER

#54 | OUTSIDE LINEBACKER

“Tyus carries so much value for us because he’s so versatile in everything he does. He’s become a really dominant edge-setter in the run game, which is always step No. 1 for our guys. He’s great in coverage, because he has tremendous ball skills. He’s at an elite level there.”

– OLBs Coach Drew Wilkins on Tyus Bowser

PLAYER NOTES - CAMPBELL



CALAIS CAMPBELL
#93 | DEFENSIVE END

1X FIRST-TEAM ALL-PRO
3X SECOND-TEAM ALL-PRO
6X PRO BOWLER

2017 PFWA NFL DEFENSIVE PLAYER OF THE YEAR
2019 NFL WALTER PAYTON MAN OF THE YEAR

DURABILITY ON DISPLAY

DE Calais Campbell has played in 210 games, with 192 starts. He ranks first in both categories among active D-linemen.

MOST GAMES PLAYED / ACTIVE NFL DEFENSIVE LINEMEN

Rk.	Player (Teams)	GP (GS)
1.	Calais Campbell (Ari./Jax./Bal.)	210 (192)
2.	Ndamukong Suh (Det./Mia./LAR/TB)	188 (188)
3.	Jerry Hughes (Ind./Buf.)	180 (130)
4.	Carlos Dunlap (Cin./Sea.)	175 (124)

SACK ATTACK

MOST MULTI-SACK GAMES SINCE 2017 [ACTIVE NFL DEFENDERS]

Rk.	Player (Team)	Games
1.	Aaron Donald (LAR)	19
2.	T.J. Watt (Pit.)	18
3.	Myles Garrett (Cle.)	14
	Cameron Jordan (NO)	14
	Yannick Ngakoue (LV)	14
6.	Chandler Jones (Ari.)	13
7.	Denico Autry (Ten.)	11
	Chris Jones (KC)	11
9.	Ryan Kerrigan (Phi.)	10
10.	Calais Campbell (Bal.)	9
	Joey Bosa (LAC)	9
	Cameron Heyward (Pit.)	9
	Matthew Judon (NE)	9
	Khalil Mack (Chi.)	9
	Von Miller (LAR)	9
	Jason Pierre-Paul (TB)	9
	Za'Darius Smith (GB)	9

CALAIS QUICK HITS

- DE Calais Campbell is the only active NFL defender to record 200 career games played.
- Campbell is one of five active D-linemen with more than 50 career PD (Carlos Dunlap, 67; J.J. Watt, 63; Jason Pierre-Paul, 61; Calais Campbell, 55; Cameron Jordan, 54).

ACTIVE SACKS LEADERS

DE Calais Campbell's 93.5 career sacks rank ninth most among active NFL defenders.

MOST SACKS / ACTIVE NFL DEFENDERS

Rk.	Player (Team)	Sacks
1.	Von Miller (LAR)	110.5
2.	Chandler Jones (Ari.)	106.5
3.	J.J. Watt (Ari.)	102.0
4.	Justin Houston (Bal.)	101.5
5.	Cameron Jordan (NO)	98.5
6.	Robert Quinn (Chi.)	96.5
7.	Aaron Donald (LAR)	95.5
	Ryan Kerrigan (Phi.)	95.5
9.	Calais Campbell (Bal.)	93.5

FOUR-SACK SEASONS

DE Calais Campbell has posted at least 4 sacks in 12 consecutive seasons (2009-20), marking the NFL's longest active streak of consecutive 4-plus sack seasons.

CONSECUTIVE SEASONS WITH AT LEAST 4.0 SACKS [ACTIVE STREAKS, INCLUDING 2021]

Rk.	Player (Team)	Seasons
1.	Calais Campbell (Bal.)	12 (2009-20)
2.	Justin Houston (Bal.)	11 (2011-21)
	Everson Griffen (Min.)	11 (2011-21)
	Carlos Dunlap (Sea.)	11 (2010-20)

PICTURE THIS

DE Calais Campbell is one of four NFL defenders since 2000 to register at least 700 tackles and 85 sacks.

SINCE 2000 / PLAYERS WITH AT LEAST 700 TACKLES & 85 SACKS



Calais Campbell
754 / 93.5

Julius Peppers
718 / 158.5



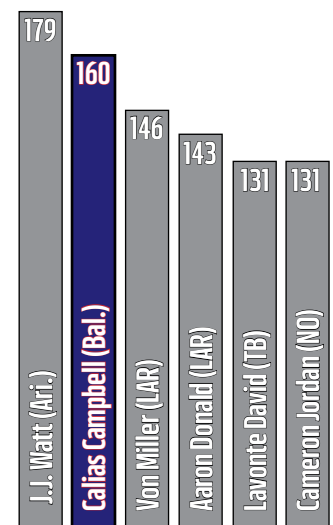
Justin Smith
879 / 87

Terrell Suggs
886 / 139



Since being drafted in 2008, DE Calais Campbell's 160 tackles for loss rank second in the NFL, trailing only Arizona DE J.J. Watt's 179 TFL during that span.

MOST TACKLES FOR LOSS / ACTIVE NFL DEFENDERS



PLAYER NOTES - HOUSTON



JUSTIN HOUSTON
#50 | OUTSIDE LINEBACKER

4X PRO BOWLER
1X FIRST-TEAM ALL-PRO
1X SECOND-TEAM ALL-PRO
101.5 CAREER SACKS
22 SACKS IN 2014 w/ KC

HOUSTON... IS A PROBLEM!

MOST SACKS / SINCE 2011

Rk.	Player	Sacks
1.	Von Miller.....	110.5
2.	Chandler Jones	106.5
3.	J.J. Watt	102.0
4.	Justin Houston.....	101.5
5.	Cameron Jordan.....	98.5

MOST MULTI-SACK GAMES / SINCE 2011

Rk.	Player	Games
1.	J.J. Watt	31
2.	Chandler Jones	26
3.	Justin Houston.....	25
	Von Miller.....	25
5.	Aaron Darnold	24
6.	Jason Pierre-Paul	23

MOST TACKLES FOR LOSS / ACTIVE PLAYERS / SINCE 2011

Rk.	Player	TFL
1.	J.J. Watt	179
2.	Von Miller	146
3.	Aaron Donald	143
4.	Calais Campbell	137
5.	Lavonte David.....	131
	Cameron Jordan	131
7.	Justin Houston	122
8.	Ryan Kerrigan.....	118
	Jason Pierre-Paul	118
10.	Ndamukong Suh	117
11.	Chandler Jones	115

SEASONS WITH AT LEAST 4 SACKS AND 1 FF (SINCE 2011)

Rk.	Player	Seasons
1.	Justin Houston.....	10
2.	Chandler Jones.....	9
	Ryan Kerrigan	9
	Robert Quinn	9

2014 PASS RUSH DOMINANCE

The 2014 campaign was a historic output for OLB Justin Houston. As a member of the Kansas City Chiefs, Houston racked up a staggering 22 sacks in 16 starts, ranking as the second-highest single-season sack total in NFL history. Houston also set career highs in tackles (69) and forced fumbles (4), while his 23 TFL tied for 10th most in league history.



2001

MICHAEL STRAHAN
22.5



2014

JUSTIN HOUSTON
22.0



2011

JARED ALLEN
22.0



1984

MARK GASTINEAU
22.0



1987

CHRIS DOLEMAN
21.0



1987

REGGIE WHITE
21.0

NFL SACKS LEADERS / ACTIVE DEFENDERS

Rk.	Player (Team)	Sacks
1.	Von Miller (LAR).....	110.5
2.	Chandler Jones (Ari.).....	106.5
3.	J.J. Watt (Ari.)	102.0
4.	Justin Houston (Bal.)	101.5
5.	Cameron Jordan (NO).....	98.5
6.	Robert Quinn (Chi.)	96.5
7.	Aaron Donald (LAR)	95.5
	Ryan Kerrigan (Phi.).....	95.5
9.	Calais Campbell (Bal.)	93.5
10.	Jason Pierre-Paul (TB).....	91.5
11.	Carlos Dunlap (Sea.)	89.0
12.	Everson Griffen (Min.).....	85.5
13.	Khalil Mack (Chi.).....	76.5

HOUSTON NOTES TO KNOW

- Houston's additional accolades include: Art Rooney Sportsmanship Award Finalist (2020), Kansas City Chiefs Ed Block Courage Award (2016) and Deacon Jones Award (2014).
- Since entering the league in 2011, Houston has posted four safeties, tying for the most in NFL history (Doug English & Ted Hendricks - 4).
- Houston is one of 37 players in league history to reach the coveted century-sack mark. Since entering the league in 2011, his 101.5 sacks are the NFL's fourth most.

PLAYER NOTES - WILLIAMS & QUEEN



BRANDON WILLIAMS
#98 | DEFENSIVE TACKLE

1X
PRO BOWLER

314
*NO. 2 ACTIVE
FRANCHISE TACKLES
LEADER

*CB JIMMY SMITH (360)

WILLIAMS ANCHORS RUN "D"

Pro Bowl DT Brandon Williams is one of the NFL's top D-linemen, helping Baltimore regularly produce a stout run defense. Since 2014, when Williams became a full-time starter, Baltimore has been especially strong vs. opposing ground games.

FEWEST RUSHING YARDS ALLOWED PER GAME / SINCE 2014

 Baltimore Ravens	95.6
 Seattle Seahawks	101.2
 Tampa Bay Buccaneers	102.5
 New Orleans Saints	104.7
 Pittsburgh Steelers	106.0

LOWEST RUSHING AVG. ALLOWED PER CARRY / SINCE 2014

 New York Jets	3.96
 Seattle Seahawks	3.98
 Tampa Bay Buccaneers	3.99
 Baltimore Ravens	4.01
 Denver Broncos	4.07

BALTIMORE'S BEST DTs

MOST TACKLES BY RAVENS INTERIOR D-LINEMEN

Rk.	Player	Tackles	Years
1.	Kelly Gregg	515	2001-10
2.	Haloti Ngata	446	2006-14
3.	Brandon Williams	314	2013-present
4.	Tony Siragusa	159	1997-2001

MOST TACKLES FOR LOSS BY RAVENS INTERIOR D-LINEMEN

Rk.	Player	TFL	Years
1.	Haloti Ngata	43	2006-14
2.	Brandon Williams	32	2013-present
3.	Kelly Gregg	30	2001-10

(TFL became an official stat beginning in 2001.)

2020 FIRST-ROUND LINEBACKERS

In 2020, Ravens rookie ILB Patrick Queen and Panthers S Jeremy Chinn were the NFL's only rookie defenders with at least 100 tackles, 1 TFL, 1 sack, 1 INT, 1 FF, 1 FR and 1 TD. Below are the five LBs who were selected in 2020's first round.

2020 FIRST-ROUND NFL LINEBACKERS STATISTICS

Player (Pick / Team)	GP/GS	TT	TFL	S	INTs	FFs	FRs	TDs
Patrick Queen (28/Bal.)	16-16	105	9	3.0	1	2	2	1
Kenneth Murray (23/LAC)	16-16	107	5	1.0	0	0	0	0
Jordyn Brooks (27/Sea.)	14-6	57	2	0.0	0	0	0	0
Isaiah Simmons (8/Ari.)	16-7	46	4	2.0	1	1	1	0
K'Lavon Chaisson (20/Jax.)	16-3	19	3	1.0	0	0	0	0

QUEEN, MURRAY AND SIMMONS (BELOW) WERE NAMED TO THE PFWA ALL-ROOKIE TEAM (2020)



2020

PATRICK QUEEN



2020

KENNETH MURRAY



2020

ISAIAH SIMMONS

THE KING OF QUEENS

- In Week 5 of 2020 vs. Cincinnati, ILB Patrick Queen posted a strip-sack and then recovered the ball. Queen became the second Ravens rookie to record a sack, FF and FR in a game, joining OLB Terrell Suggs, who accomplished the feat three times during his 2003 Defensive ROY campaign.
- In that 2020 Cincy game, Queen also had a 53-yard FR-TD, which is the fifth-longest FR-TD in Ravens history (sixth-longest overall). His performance earned him AFC Defensive Player of the Week honors for Week 5.
- Queen became the second NFL defender since 1987 to post 9-plus tackles, at least 2 FRs, 1 sack and 1 defensive TD in a game. Former Texans ILB Demeco Ryans was the other.



PATRICK QUEEN
#6 | INSIDE LINEBACKER

1
NFL DEFENDER (QUEEN) IN
2020 WHO POSTED AT LEAST
70 TACKLES, 3 SACKS, 2 FFs,
2 FRs, 1 INT & 1 DEFENSIVE TD

105
TACKLES
[2020 TEAM LEADER]

70
TACKLES
[2021 TEAM LEADER]

PLAYER NOTES - OWEH & BATEMAN



ODAFE OWEH
#99 | OUTSIDE LINEBACKER

DID YOU KNOW?
OLB ODAFE OWEH IS THE NFL'S ONLY ROOKIE THIS SEASON TO POST A SACK, FF AND FR IN THE SAME GAME. [HE HAD 4 TACKLES, 1 SACK, 1 FF AND 1 FR VS. CLEVELAND IN WEEK 12.]

1X AFC DEFENSIVE PLAYER OF THE WEEK

2021 ROOKIE LEADERBOARD

SACKS

Rk.	Player (Team)	Sacks
1.	Micah Parsons (Dal.)	12.0
2.	Jaelan Phillips (Mia.)	8.5
3.	Azeez Ojulari (NYG)	7.5
4.	Odafe Oweh (Bal.)	5.0
5.	Kwity Paye (Ind.)	3.0
	Greg Rousseau (Buf.)	3.0
	Joe Tryon-Shoyinka (TB)	3.0

DEFENSIVE FORCED FUMBLES

Rk.	Player (Team)	FFs
1.	Odafe Oweh (Bal.)	3
	Micah Parsons (Dal.)	3
3.	Marco Wilson (Ari.)	2
4.	13 Players	1

DEFENSIVE FUMBLE RECOVERIES

Rk.	Player (Team)	FRs
1.	Odafe Oweh (Bal.)	2
	Michael Carter II (NYJ)	2
	Jevon Holland (Mia.)	2
	Kwity Paye (Ind.)	2

NEXTGEN QB PRESSURES

Rk.	Player (Team)	QBPs
1.	Micah Parsons (Dal.)	46
2.	Odafe Oweh (Bal.)	42
3.	Jaelan Phillips (Mia.)	36
4.	Christian Barmore (NE)	28

OWEH IN RARE COMPANY

• OLB Odafe Oweh (2021) and Terrell Suggs (2003) are the only Ravens in team history to produce at least 5 sacks, multiple forced FFs and multiple FRs in their rookie campaign.

ROOKIES SINCE WEEK 6 [BATEMAN'S DEBUT]

RECEPTIONS / SINCE WEEK 6

Rk.	Player (Team)	Rec.
1.	Jaylen Waddle (Mia.)	59
2.	Amon-Ra St. Brown (Det.)	38
3.	Ja'Marr Chase (Cin.)	37
4.	Elijah Moore (NYJ)	35
5.	Pat Freiermuth (Pit.)	34
6.	Rashod Bateman (Bal.)	32
	Najee Harris (Pit.)	32
8.	Kyle Pitts (Atl.)	30
	Rondale Moore (Ari.)	30
10.	DeVonta Smith (Phi.)	25

RECEIVING YARDS / SINCE WEEK 6


Rk.	Player (Team)	Yards
1.	Jaylen Waddle (Mia.)	618
2.	Ja'Marr Chase (Cin.)	579
3.	Elijah Moore (NYJ)	472
4.	Kyle Pitts (Atl.)	462
5.	Rashod Bateman (Bal.)	404
6.	DeVonta Smith (Phi.)	387

FIRST DOWN RECEPTIONS / SINCE WEEK 6

Rk.	Player (Team)	1st Downs
1.	Jaylen Waddle (Mia.)	39
2.	Ja'Marr Chase (Cin.)	26
3.	Rashod Bateman (Bal.)	22
	Elijah Moore (NYJ)	22
5.	Kyle Pitts (Atl.)	20

BATEMAN OFF TO A STRONG START

• WR Rashod Bateman ranks No. 1 in receptions (32) and No. 2 in receiving yards (404) by a Raven through the first eight games of a career, while his 22 first-down grabs are also the most by a Raven through eight career games.



RASHOD BATEMAN
#12 | WIDE RECEIVER

"He's doing what you want rookies to do – first-round rookies – and that's stay hungry and have a thirst for knowledge, have a thirst for more work, have a thirst for the attention to detail and really start setting the stage for your whole career."

– WRs Coach Tee Martin on Rashod Bateman

PLAYER NOTES - TUCKER



JUSTIN TUCKER
#9 | KICKER

- 12X** PLAYER OF THE WEEK (FRANCHISE RECORD)
- 7X** AFC SPECIAL TEAMS PLAYER OF THE MONTH
- 4X** PRO BOWLER
- 4X** FIRST-TEAM ALL-PRO
- 2X** SECOND-TEAM ALL-PRO

TUCKER RANKS NO. 1 ALL TIME







K Justin Tucker, the most accurate kicker ever, owns a 90.9% success mark. In 2020, for the fifth-consecutive season, he scored at least 130 points. The five 130-point outputs by Tucker tie an NFL record of consecutive seasons scoring 130-plus points (Stephen Gostkowski, 2011-15, & David Akers, 2008-12).

BEST CAREER FIELD GOAL PERCENTAGE (NFL HISTORY / MIN. 100 ATTEMPTS)

Rk.	Player (Team)	FGM - FGA	Pct.
1.	Justin Tucker (Bal.)	319-351	90.9
2.	Harrison Butker (KC)	141-157	89.8
3.	Chris Boswell (Pit.)	170-192	88.5
4.	Josh Lambo (FA)	128-147	87.1
5.	Wil Lutz (NO)	142-164	86.6

TUCKER HITS THE MARK

Since entering the league in 2012, K Justin Tucker ranks at or near the top of several NFL kicking categories:

<p>319 Field Goals Made</p>  <p>NFL's Most Since 2012</p>	<p>1,331 Points Scored</p>  <p>NFL's Most Since 2012</p>	<p>90.9 Career FG Percentage</p>  <p>Best Mark in NFL History</p>
<p>145 40+ Yard FGM</p>  <p>NFL's Most Since 2012</p>	<p>48 50+ Yard FGM</p>  <p>NFL's 2nd Most Since 2012</p>	<p>8 Games w/ Dual 50+ FGM</p>  <p>Tied for the most in NFL History</p>

TUCK'S CHART TALK

MOST FIELD GOALS MADE / SINCE 2012

Rk.	Player (Team)	FGM
1.	Justin Tucker (Bal.)	319
2.	Greg Zuerlein (Dal.)	260
3.	Stephen Gostkowski (FA)	251
4.	Matt Prater (Ari.)	250

MOST POINTS SCORED / SINCE 2012

Rk.	Player (Team)	Points
1.	Justin Tucker (Bal.)	1,331
2.	Stephen Gostkowski (FA)	1,163
3.	Matt Prater (Ari.)	1,153
4.	Mason Crosby (GB)	1,127
5.	Greg Zuerlein (Dal.)	1,103

BEST FIELD GOAL PERCENTAGE ROOKIES / NFL HISTORY

Rk.	Player (Year)	FGM - FGA	Pct.
1.	Michael Badgley (2018)	15-16	93.8
2.	Blair Walsh (2012)	35-38	92.1
3.	Justin Tucker (2012)	30-33	90.9
4.	Harrison Butker (2017)	38-42	90.5

BEST FIELD GOAL PERCENTAGE RAVENS SINGLE-SEASON HISTORY (MIN. 16 ATT.)

Rk.	Player (Year)	FGM - FGA	Pct.
1.	Justin Tucker (2016)	38-39	97.4
2.	Justin Tucker (2019)	28-29	96.6
3.	Matt Stover (2006)	28-30	93.3
4.	Justin Tucker (2013)	38-41	92.7
5.	Justin Tucker (2017)	34-37	91.9

CONSECUTIVE FIELD GOALS MADE / ALL-TIME STREAKS

Rk.	Player (Team)	FGM
1.	Adam Vinatieri (2015-16)	44
2.	Mike Vanderjagt (2002-04)	42
3.	Gary Anderson (1997-98)	40
4.	Graham Gano (2020-21)	37
	Jason Myers (2019-21)	37
6.	Matt Stover (2005-06)	36
	Nick Folk (2020-21)	36
8.	Justin Tucker (2015-16)	35
	Adam Vinatieri (2013-14)	35

18 GAME-WINNING FIELD GOALS

- 2021: Week 9 vs. Min., 36 yds OT
- 2021: Week 3 at Det., 66 yds*
- 2020: Week 14 at Cle., 55 yds
- 2019: Week 13 vs. SF, 49 yds
- 2019: Week 5 at Pit., 46 yds OT
- 2018: Week 11 vs. Cin., 24 yds
- 2016: Week 3 at Jax., 53 yds
- 2016: Week 2 at Cle., 49 yds
- 2015: Week 11 vs. STL, 47 yds
- 2015: Week 8 vs. SD, 39 yds
- 2015: Week 4 at Pit., 52 yds OT
- 2014: Week 3 at Cle., 32 yds
- 2013: Week 15 at Det., 61 yds
- 2013: Week 10 vs. Cin., 46 yds OT
- 2013: Week 5 at Mia., 44 yds
- 2012: Div. at Den., 47 yds OT
- 2012: Week 12 at SD, 38 yds OT
- 2012: Week 3 vs. NE, 27 yds

*NFL Record

PLAYER NOTES – TUCKER

TUCKER TIDBITS

- Tucker has connected on 56 consecutive fourth-quarter/OT FGAs and is a perfect 16-of-16 on tries in the final minute of regulation throughout his career. His 95.1 career FG% in the second half/OT (156-of-164) also ranks as the NFL's best such mark of all time.
- Since PATs were moved back to the 15-yard line in 2015, Tucker (264-of-268) has produced the NFL's best PAT percentage (98.5, min. 100 attempts).
- Tucker is a seven-time AFC Special Teams Player of the Month. He has also earned a team-record 12 AFC ST Player of the Week honors.
- Tucker's 6 FGs on 12/16/13 at Det. set a team record and a single-game NFL high in 2013. He became the first kicker ever to connect from the 20-, 30-, 40-, 50- & 60-yard range in a game.

PLAYER OF THE MONTH AWARDS

PLAYER OF THE MONTH AWARDS / SINCE AWARD INCEPTION

Rk.	Player	No.
1.	Tom Brady	11
2.	Peyton Manning	8
	Aaron Rodgers	8
4.	Justin Tucker	7
5.	Brett Favre	6
	Barry Sanders	6
	Bruce Smith	6
	J.J. Watt	6
	Steve Young	6

FAST & FURIOUS

Since entering the league in 2012, K Justin Tucker has reached several marks faster than any other player in NFL history:



TUCKER'S MILESTONES

- K Justin Tucker owns the most points scored through a player's first 10 seasons in NFL history (1,331).
- Tucker needs 22 more points this season to reach 130 and become the first kicker in NFL history to reach that mark in six consecutive seasons. He also needs 2 more FGM to notch his NFL-record seventh season with 30+ FGM.
- In 2021, Tucker recorded his 10th-consecutive season with at least 25 FGM, marking the longest such streak in NFL history. Incredibly, he reached the 25-FGM mark in each of his first 10 NFL seasons.

CLUB 30

In 2018, K Justin Tucker became the first kicker in NFL history to produce six seasons with 30-or-more FGs made.

MOST SEASONS WITH 30-PLUS FIELD GOALS MADE (NFL HISTORY)

Rk.	Player	Seasons
1.	Justin Tucker	6
2.	David Akers	5
	John Carney	5
	Robbie Gould	5
	Stephen Gostkowski	5

2016: THE BEST SEASON EVER?

- In 2016, All-Pro K Justin Tucker connected on 38-of-39 FGAs (lone miss was a block), posting the then-fifth-best pct. (97.4) in NFL single-season history.
- Tucker's 38 FGs made in 2016 ranked No. 1 in the NFL, and he was also 27-of-27 on PATs. An NFL single-season record 24 of Tucker's 38 FGs made in 2016 came from 40 yards or beyond.
- Tucker's 10 FGs of 50-plus yards in 2016 are a Ravens' single-season record. They tie (Blair Walsh, 2012 & Brandon McManus, 2020) for the most in NFL history. (Tucker was a perfect 10-for-10 from 50 yards and out in 2016.)

BEST FIELD GOAL PERCENTAGE / NFL SINGLE-SEASON HISTORY

Rk.	Player (Year)	FGM - FGA	Pct.
1.	Gary Anderson (1998)	35-35	100.0
	Mason Crosby (2020)	16-16	100.0
	Jason Myers (2020)	16-16	100.0
	Mike Vanderjagt (2003)	37-37	100.0
	Jeff Wilkins (2000)	17-17	100.0
	Tony Zendejas (1991)	17-17	100.0
7.	Justin Tucker (2016)	38-39	97.4

LONGEST FIELD GOALS MADE / NFL HISTORY

Rk.	Player (Date)	Distance
1.	Justin Tucker (9/26/21 at Det.)	66
2.	Matt Prater (12/8/13 vs. Ten.)	64
3.	Six Kickers	63

MOST 60-PLUS FIELD GOALS MADE / NFL HISTORY

Rk.	Player	FGM
1.	Brett Maher	3
2.	Justin Tucker	2
	Sebastian Janikowski	2
	Matt Prater	2
	Greg Zuerlein	2

Justin Tucker has connected on 2 of the 26 60-plus-yard FGM in NFL history. Of those 26 conversions, only 7 have been go-ahead makes in the final minute of a game. Tucker is the only kicker in NFL history with multiple such go-ahead makes (66 yards - 9/26/21 at Det.; 61 yards - 12/16/13 at Det.).

PLAYER NOTES - KOCH



SAM KOCH
#4 | PUNTER

IX PRO BOWLER

IX SECOND-TEAM ALL-PRO

1,149
CAREER PUNTS

MOST BY A PUNTER WITH ONE TEAM IN NFL HISTORY

SAM IN THE 20

P Sam Koch is the Ravens' all-time leader in punts inside the 20 (447). In 2017, he posted a franchise-record 40 boots inside the 20, which ranked as the NFL's most.

MOST PUNTS INSIDE THE 20

RAVENS HISTORY		RAVENS SINGLE SEASON			
Rk.	Player	Inside 20	Rk.	Player (Year)	Inside 20
1.	Sam Koch	447	1.	Sam Koch (2017)*	40
2.	Kyle Richardson	128	2.	Sam Koch (2010)	39
3.	Dave Zastudil	89		Kyle Richardson (1999)	39

*In 2017, Koch's 40 punts inside the 20 ranked No. 1 in the NFL

KOCH DOMINATED IN 2017

No punter in 2017 was more dominant at pinning opponents deep in their own territory than P Sam Koch.

PUNTS INSIDE 20 [NFL RANK]	PUNTS INSIDE 10 [NFL RANK]	PUNTS INSIDE 5 [NFL RANK]
1	1	2
Sam Koch 40 Chris Jones 34 Two Players 33	Sam Koch 16 Marquette King... 14 Three Players 13	Andy Lee 6 Sam Koch 5 Three Others 5

FAST FACTS

- In Week 4 of 2020 at Washington, P Sam Koch completed a 15-yard pass to WR Miles Boykin on a fourth-and-9 fake punt. Among players with at least 5 career passes, Koch holds the NFL record with a 100% completion rate, going 7-of-7 for 82 yards and a 115.5 rating.
- In 2020, Koch was the NFL's only punter to place at least 20 punts inside in the 20-yard line (22) and have no more than 1 TB.

RAVENS ALL-TIME LEADER

P Sam Koch owns a 45.3 career gross average and 39.7 career net, both marks that rank first in Ravens history. In 2014, he posted a career-high and team-record 47.4-yard gross (matched again in 2018) and 43.3-yard net average.

CAREER GROSS AVERAGE [RAVENS HISTORY]

Rk.	Player	Average
1.	Sam Koch	45.3
2.	Greg Montgomery	43.2
3.	Dave Zastudil	41.6

CAREER NET AVERAGE [RAVENS HISTORY]

Rk.	Player	Average
1.	Sam Koch	39.7
2.	Greg Montgomery	37.2
3.	Kyle Richardson	35.4

PINNING 'EM DEEP

Dating back to 2006, when he entered the NFL, P Sam Koch's 447 punts inside the 20 rank second in the NFL.

NFL PUNTS INSIDE THE 20 / SINCE 2006

Rk.	Player (Team)	Inside the 20
1.	Dustin Colquitt (Cle.)	452
2.	Sam Koch (Bal.)	447
3.	Andy Lee (Ari.)	416

RAVENS IRONMEN

RAVENS CONSECUTIVE GAMES PLAYED ALL-TIME STREAKS

Rk.	Player	Games	Years
1.	Sam Koch	239	2006-20
2.	Justin Tucker	157	2012-present
3.	Jarret Johnson	129	2003-11

BALTIMORE RAVENS MOST ALL-TIME GAMES PLAYED

Rk.	Player	Games	Years
1.	Sam Koch	252	2006-present
2.	Terrell Suggs	229	2003-18
3.	Ray Lewis	228	1996-2012
4.	Matt Stover	207	1996-2008
5.	Jonathan Ogden	177	1996-2007
	Marshal Yanda	177	2007-19

ESPN'S KEVIN SEIFERT ON SAM KOCH'S ARSENAL OF PUNTS:

"Some are designed to hook toward the sideline with maximum hang time. Others use an intentionally low trajectory to aid coverage teams. He has a knuckler and one kick that drops, from the returner's perspective, roughly in the shape of the letter 'S.' He's debuted a 'boomerang' punt that does just what you would imagine it might. Most, but not all, of these punts are intended to discourage a clean catch and minimize the return. ... Sam Koch and the Ravens have introduced a new way to punt."