



Baltimore's Marching Ravens

2023 Audition Guide



Thank you for auditioning for the 2023 season of Baltimore's Marching Ravens. Included you will find information regarding the music audition, marching audition, and opening rehearsal. The goal of Marching Raven auditions is to ensure that the highest quality musicians and marchers represent the Ravens in every aspect of musical performance. We are the largest musical group in the NFL; representing our team, metropolitan Baltimore, the state of Maryland, and the NFL on local and world stages.

Pre-audition Clinics

- When: March 22nd and 29th from 7-9 pm
- Where: Under Armour Performance Center

Additional Information:

- You must be registered to audition in order to participate and no guests will be permitted.
- Clinics are an opportunity to preview, refresh, or gain confidence in the audition process; learn with Marching Ravens leadership; and work with an instrument you may not have available at home.

March 22nd:

- 7-8 pm: Music Focus
 - audition pointers, one on one sessions, and ensemble music opportunity to play some Marching Ravens standards.
- 8-9 pm: Visual Focus
 - refresh your marching skills, go through the audition process, learn how to read coordinate sheets, work beside our visual staff to receive pointers and answer questions about the marching audition process or Marching Ravens marching style.

March 29th:

- 7-8 pm: Visual Focus
 - marching clinic as noted above with the opportunity for extended help if needed.
- 8-9 pm: Music Focus
 - one on one sessions with a section leader, drum major, or staff member.

Bring your questions, your desire to achieve success, your instrument, athletic shoes, and your Ravens spirit.

Seasoning Opening Dates

- ❖ April 19 – UAPC – “Welcome to the Flock” for all new members of the Ravens Organization
- ❖ May 3 – UAPC or Stadium – Full Band Orientation
- ❖ May 10 – UAPC – Drumline and new marchers
- ❖ May 17 – UAPC – Drumline and new marchers
- ❖ May 24 – UAPC – Full band
- ❖ Wednesdays – Rehearsal

Contents

- | | |
|----------------------------------|--------------------------|
| 2. Marching Audition Information | 11. Trombone |
| 4. Flute | 12. Baritone Bass Clef |
| 5. Clarinet | 13. Baritone Treble Clef |
| 6. Saxophones | 14. Sousaphone |
| 9. Mellophone | 15. Percussion |
| 10. Trumpet | |

Wind Music Audition

The wind music audition will consist of three (3) parts: scales, etudes, and sight reading. Each part of the audition will be performed for a different set of judges. Judges are drum majors, section leaders, and instructional staff. You may be asked to perform the scales, noted on your music, using specified articulations (i.e. legato, staccato, slur 2/tongue 2). Minimum tempo for scales is 112 using 8th notes as the rhythmic base. Scoring for the music audition is point based. The scoring guide is based on criteria used by the Pennsylvania Music Educators' Association, Maryland Music Educators' Association, and National Association for Music Education.

2023 Marching Auditions

Marching Auditions will take place on a clearly marked surface (field, parking lot, or concourse), so please come prepared with the appropriate athletic wear (sneakers, and loose or flexible clothing). The marching audition will consist of **2 Stages: Marching Basics and Drill Learning**. These will be evaluated based on **Posture, Timing, Accuracy, Footwork, and Playing**. Judges for marching will consist of Section Leaders, Drum Majors, and Instructional Staff. Marching Auditions will be completed in groups with proper spacing for social distancing guidelines. Rarely will you march as an individual, so it makes sense to work with others during the marching audition. Remember, marching techniques can vary from group to group. The Marching Ravens use a “low step” march. **Most importantly:** if you make a mistake do not be discouraged, stay positive and just keep going.

Stage 1 - Marching Winds: Basic Marching Skills w/ Playing

Part A

8 to 5 Marching 100, 132, and 160bpm (16cts each w/ close)

- Forward March 8ct, Backward March 8ct
-Concert Bb scale (up) in half notes
- Backwards March 8ct, Forward March 8ct
-Concert Bb scale (down) in half notes
- Forward Left Slide 8ct, Back Right Slide 8ct
-Concert Bb scale (up) in half notes
- Back Right Slide 8ct, Forward Left Slide 8ct
-Concert Bb scale (down) in half notes
- Back Left Slide 8ct, Forward Right Slide 8ct
-Concert Bb scale (down) in half notes
- Forward Right Slide 8ct, Back Left Slide 8ct
-Concert Bb scale (up) in half notes

Part B

“Box Drill” 100, 132, 160bpm (continuous at 8 to 5 step size)

- Forward March (8 counts)
-Concert Bb sustained
- Forward Left Slide (8 counts)
-Concert Bb sustained
- Backwards March (8 counts)
-Concert Bb sustained
- Backwards Right Slide (8 counts)
-Concert Bb sustained
- Forward March (8 counts)
-Concert Bb sustained
- Backwards March (8 counts w/ Left Foot Close)
-Concert Bb sustained

* Instruments will start and stay in **Playing Position**. Each move will start with your **Left Foot**.

Stage 1 - Marching Percussion: Basic Marching Skills w/ Playing

Part A

8 to 5 Marching at 100, 132, 160bpm (16cts each w/ close)

- Forward March 8ct, Backward March 8ct
-Playing Check Pattern “All”
- Backward March 8ct, Forward March 8ct
-Playing Check Pattern “Variation 1 or 2”
- Left Crab 8ct, Right Slide 8ct
-Playing Check Pattern “Variation 3 or 4”
- Right Crab 8ct, Left Slide 8ct
-Playing Check Pattern “Variation 5 or 6”

*Cymbals will play **Orchestral Crashes** on Beat 1 of each measure

Part B

Box Drill 100, 132, 160bpm (continuous at 8 to 5 step size)

- Forward March (8 counts)
-Roaming 8’s Measures 1-2
- Left Crab (8 counts)
-Roaming 8’s Measures 3-4
- Backwards March (8 counts)
-Roaming 8’s Measures 5-6
- Right Crab (8 counts)
-Roaming 8’s Measures 7-8

*Cymbals will play **CrashChoke** for this exercise

** Sticks **Out** to **Playing Position** on count 7 of count off, Sticks **In** on count 2 of close. Each move will start with your **Left Foot**.



2023 Marching Auditions – page 2

Stage 2 - Marching Winds and Percussion: Drill Learning

In this Stage each performer will be given a **Coordinate Sheet** (see example) with specific positions on the field. It will consist of **Multiple Drill Sets** and in larger groups. Each performer will be given time to find each Drill Set (one set at a time) and will be given repetitions of each set before putting them all together. Horns will come up to **Playing Position** on the step-off of Set 1 and will come down to **Carry Position** when the entire routine is complete. Percussion Sticks/ Cymbals will come out on **count 7** of the count off, playing the **1st beat of each move**, and will come back in on **count 2** after the entire routine is complete.

***This segment of auditions is used to recreate the drill learning process throughout the season.**

Stage 2 – Coordinate Sheet Reading

The Marching Ravens use Individual Coordinate Sheets for each performer for field shows. Each performer is expected to write their positions in their music, Dot Books, or have coordinate sheets to reference when rehearsing field shows. The Marching Ravens use an **“8 step”** grid like most Drum Corps, High School, and Collegiate Bands. Please see the example below on reading coordinate sheets.

Example of Coordinate Sheet

- **Side 1** = Performers Right Side of 50
- **Side 2** = Performers Left Side of 50
- **Inside** = Towards 50
- **Outside** = Away from 50
- **Measure** Numbers for move
- **Counts** for each move

***For questions about the Coordinate Sheets please see an Instructional Staff Member, Section Leader, Drum Major, or Veteran Member.**

Performer: John Ziemann Symbol: D Label: 3					BMR 2022
Set	Title	Measure	Counts	Side 1-Side 2	Front-Back
0	Opening S		0	Side 2: 0.75 steps Outside 45	11.25 steps In Front Of Back Sideline
0A	m1-2	8		Side 2: 0.75 steps Outside 45	11.25 steps In Front Of Back Sideline
1	m3-10	32		Side 2: 2.0 steps Inside 45	13.0 steps Behind Back Hash
2	m11-18	32		Side 2: On 35	7.0 steps Behind Back Hash
3	m19-25	28		Side 2: 1.0 steps Outside 45	3.0 steps In Front Of Back Hash
3A	m26	4		Side 2: 1.0 steps Outside 45	3.0 steps In Front Of Back Hash
4	m27-34	32		Side 2: 1.0 steps Outside 45	3.0 steps In Front Of Back Hash
5	m35-38	16		Side 2: On 35	On Back Hash
6	m39-42	16		Side 2: 2.25 steps Outside 35	2.5 steps Behind Back Hash
7	m43-50	32		Side 2: 2.25 steps Outside 35	2.5 steps Behind Back Hash
8	m51-End	16		Side 2: 2.25 steps Outside 35	4.5 steps Behind Front Hash



Part 1: Scales

- Chromatic scale, 2 octaves. Starting pitch is performers preference
- Major scales up to 4 sharps or 4 flats.

Part 2: Etudes

Flute

BMR Audition Etude 1

Key of F

Musical score for BMR Audition Etude 1, Key of F, for Flute. The score is in 4/4 time and consists of three staves. The first staff starts with a tempo marking of quarter note = 84 and a dynamic of mezzo-piano (*mp*). The second staff starts with a dynamic of piano (*p*) and the instruction *dolce*. The third staff starts with a dynamic of forte (*f*). The piece features various musical techniques including slurs, ties, and triplets.

Flute

BMR Audition Etude 2

Sir Duke Break Eb

Musical score for BMR Audition Etude 2, Sir Duke Break Eb, for Flute. The score is in 4/4 time and consists of two staves. The first staff starts with a tempo marking of quarter note = 100-108 and a dynamic of mezzo-forte (*mf*). The second staff continues the piece. The piece features various musical techniques including slurs, ties, and accents.

Part 3: Sight Reading. You will see this part of the audition on audition day.

Part 1: Scales

- Chromatic scale, 2 octaves. Starting pitch is performers preference
- Major scales up to 4 sharps or 4 flats.

Part 2: EtudesClarinet in B \flat **BMR Audition Etude 1**

Key of F

(♩ = 84)

mp

p dolce

f

Clarinet in B \flat **BMR Audition Etude 2**

Sir Duke Break Eb

(♩ = 100-108)

mf

Part 3: Sight Reading. You will see this part of the audition on audition day.

Part 1: Scales

- Chromatic scale, 2 octaves. Starting pitch is performers preference
- Major scales up to 4 sharps or 4 flats.

Part 2: Etudes

Alto Sax

BMR Audition Etude 1

Key of Bb

(♩ = 84)

mp

p dolce

rit.

A tempo

f

Alto Sax

BMR Audition Etude 2

Sir Duke Break Eb

(♩ = 100-108)

mf

Part 3: Sight Reading. You will see this part of the audition on audition day.

Part 1: Scales

- Chromatic scale, 2 octaves. Starting pitch is performers preference
- Major scales up to 4 sharps or 4 flats.

Part 2: Etudes

Tenor Sax

BMR Audition Etude 1

Key of F

(♩ = 84)

mp

p dolce

f

Tenor Sax

BMR Audition Etude 2

Sir Duke Break Eb

(♩ = 100-108)

mf

Part 3: Sight Reading. You will see this part of the audition on audition day.

Part 1: Scales

- Chromatic scale, 2 octaves. Starting pitch is performers preference
- Major scales up to 4 sharps or 4 flats.

Part 2: Etudes

Baritone Sax

BMR Audition Etude 1

Key of Bb

(♩ = 84)

mp

p dolce

rit.

A tempo

f

Baritone Sax

BMR Audition Etude 2

Sir Duke Break Eb

(♩ = 100-108)

mf

Part 3: Sight Reading. You will see this part of the audition on audition day.

Part 1: Scales

- Chromatic scale, 2 octaves. Starting pitch is performers preference
- Major scales up to 4 sharps or 4 flats.

Part 2: Etudes

Mellophone

BMR Audition Etude 1

Key of Bb

(♩ = 84)

mp

p dolce

rit.

A tempo

Mellophone

BMR Audition Etude 2

Sir Duke Break Eb

(♩ = 100-108)

mf

Part 3: Sight Reading. You will see this part of the audition on audition day.

Part 1: Scales

- Chromatic scale, 2 octaves. Starting pitch is performers preference
- Major scales up to 4 sharps or 4 flats.

Part 2: EtudesTrumpet in B \flat **BMR Audition Etude 1**

Key of F

(♩ = 84)

mp

p dolce

Trumpet in B \flat **BMR Audition Etude 2**

Sir Duke Break Eb

(♩ = 100-108)

mf

Part 3: Sight Reading. You will see this part of the audition on audition day.

Part 1: Scales

- Chromatic scale, 2 octaves. Starting pitch is performers preference
- Major scales up to 4 sharps or 4 flats.

Part 2: Etudes

Trombone

BMR Audition Etude 1

Key of F

(♩ = 84)

mp

p dolce

f

Trombone

BMR Audition Etude 2

Sir Duke Break Eb

(♩ = 100-108)

mf

Part 3: Sight Reading. You will see this part of the audition on audition day.

Part 1: Scales

- Chromatic scale, 2 octaves. Starting pitch is performers preference
- Major scales up to 4 sharps or 4 flats.

Part 2: Etudes

Baritone (B.C.)

BMR Audition Etude 1

Key of F

(♩ = 84)

mp

5 *p dolce*

10 *f*

Baritone (B.C.)

BMR Audition Etude 2

Sir Duke Break Eb

(♩ = 100-108)

mf

5

Part 3: Sight Reading. You will see this part of the audition on audition day.

Part 1: Scales

- Chromatic scale, 2 octaves. Starting pitch is performers preference
- Major scales up to 4 sharps or 4 flats.

Part 2: Etudes

Baritone (T.C.)

BMR Audition Etude 1

Key of F

(♩ = 84)

mp

p dolce

f

Baritone (T.C.)

BMR Audition Etude 2

Sir Duke Break Eb

(♩ = 100-108)

mf

Part 3: Sight Reading. You will see this part of the audition on audition day.

Part 1: Scales

- Chromatic scale, 2 octaves. Starting pitch is performers preference
- Major scales up to 4 sharps or 4 flats.

Part 2: Etudes

Tuba

BMR Audition Etude 1

Key of Bb

(♩ = 84)

mp

5 *p dolce*

10 *rit.* *A tempo* *f*

Tuba

BMR Audition Etude 2

Sir Duke Break Eb

(♩ = 100-108)

mf

5

Part 3: Sight Reading. You will see this part of the audition on audition day.

Marching Basics – All percussion will play during the marching audition. See Page 2-3 for clarity.
Please memorize these pieces

Roaming 8ths



9



Check Patterns



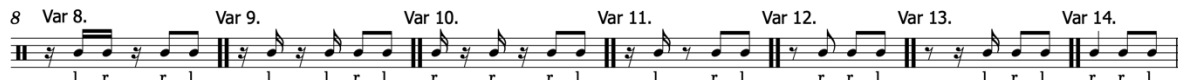
5



Variation 1.



8

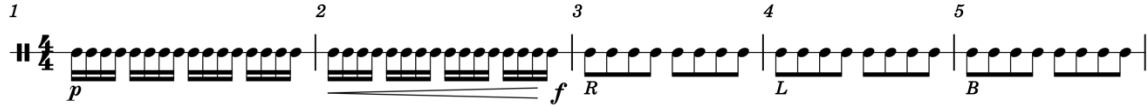


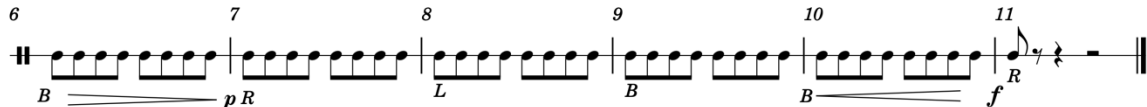
Part 1: Basics

- You will be asked to perform each of the following exercises including the variations.
- Performance tempos are 100bpm and 120bpm

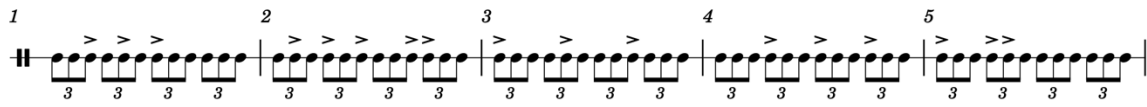
2023 technique exercises K.Smith

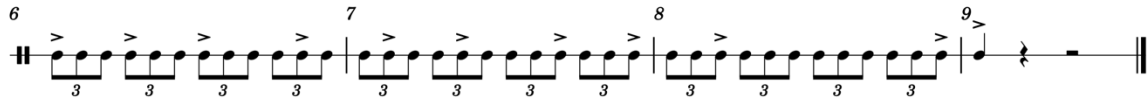
8 on both hands

1 


6 

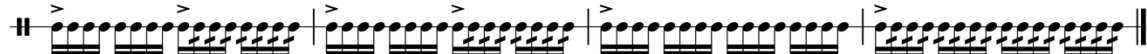
The Purple Grind

1 

6 

Chicken n a Hugga Dugga Roll

1 

5 

Variations - The Purple Grind

1. Flams on accents
2. Buzz press on accents
3. Diddles on accents

Variations - Chick Hugga Roll

1. All one height
2. Buzz press on diddles
3. Crescendo rolls

Part 2: 8DAC and Trilogy

- Prepare to play in full at 110bpm.

Part 3: Sight Reading. You will see this part on audition day.

Part 1: Basics

- You will be asked to perform the following exercise as well as your knowledge of crash styles.
- Crashes may be picked at random from the judge to demonstrate.

K.Smith

$\text{♩} = 80$

1 OC 2 OC 3 OC 4 OC 5 CC 6 CC 7 CC 8 CC 9 Sz Close/ HH/suck 10 Sz suck 11 Sz suck 12 Sz suck 13 Sz suck 14 Sz suck 15 Sz suck 16 Sz suck 17 Tap 18 Tap 19 Klank 20 Klank 21 Roll 22 Roll 23

Part 2: 8DAC and Trilogy

- Please pick a space partial and prepare to play in full at 110bpm

Part 3: Sight Reading. You will see this part on audition day.

8DAC

$\text{♩} = 110$

Snare

Tenor

Bass

Cymbals

5

S. D.

T. D.

B. D.

Cym.

9

S. D.

T. D.

B. D.

Cym.

KL HH HH HH OC OC OC HH ..

12

S. D. 

T. D. 

B. D. 

Cym. 

12 13 14 15

SZ KL ZN -- SZ KL IT -- OC

16

S. D. 

T. D. 

B. D. 

Cym. 

16 17 18 19

SZ KL SK -- OC SZ KL IH --

20

S. D. 

T. D. 

B. D. 

Cym. 

20 21 22 23 24

OC OC KL OC OC SZ SK SK SZ SK SK

The musical score consists of four staves labeled S.D., T.D., B.D., and Cym. The notation includes various rhythmic values such as eighth notes, sixteenth notes, and rests, along with dynamic markings like accents (^) and slurs. The Cym. staff features complex rhythmic patterns with many rests.

24

S. D.

T. D.

B. D.

Cym.

ZN

OC

24

OC

[illegible]

Snare Line

Trilogy

Duple/Triple

K. Smith

$\text{♩} = 112$
Mark time

f *R* *L*

5 *R* *L* *r r l l r r r l l r r l l l*

9 *r r r l l l r r r l l l* *Feet apart- Stanky Leg* *R*

13 *L* *R*

17 *L* *R* *B*

21 *r backhalf* *L crossstick* *mp*

25

29 *f* *R l r L r l R l R l r r*

33 *r l l R l l R l*

Tenor Line

Trilogy

Duple/Triple

K. Smith

$\text{♩} = 112$
Mark time

f R L

5 R L R r l l r r r l l r r l l l

Ⓐ Feet apart- Stanky Leg

9 r r r l l l r r r l l l

14

18 *f*

22 *mp* L accents Ⓑ

26

30 *f*

34



Bass Line

Trilogy

Duple/Triple

K. Smith

$\text{♩} = 112$
Mark time

f

5

Ⓐ

Feet apart- Stanky Leg

9

mf

14

17

f *r*

Ⓑ

21

mf

B

26

f

29

mf

32

Cymbal Line

Trilogy

Duple/Triple

K. Smith

$\text{♩} = 112$
Mark time

9 **A** *Feet apart- Stanky Leg*
2 at a time

16

23 **B**

30 *Ad lib Smacks!*
f **3**