

How To Enter SoFi Stadium on Rams Gamedays



Prior to gameday, please review the **NFL Clear Bag Policy** at nfl.com/allclear and the **prohibited items** list on therams.com/a-z

STEP 1

Before reaching your recommended stadium entry, download your mobile tickets and save them to your mobile wallet (if possible).

NO SCREENSHOTS OR PDF TICKETS ARE ALLOWED



Ticket Saved to Mobile Wallet

WILL NOT

have a Barcode



Hold Near Reader



Only tickets in the Rams or Ticketmaster App

WILL

have a Rotating Barcode



Screenshots won't get you in.


STEP 2

To enter the stadium, proceed to the pedestal ticket scanner and either tap the back of your phone if the ticket is in your mobile wallet or scan your barcode if the ticket is on mobile web or app.



TAP

Ticket in Mobile Wallet Without Barcode



SCAN

Ticket in Mobile Web or App With Barcode

STEP 3



Once your tickets have scanned and the ticket pedestal light turns green, walk through the Evolv security screening **without removing items from your pockets or bags.**

Stadium staff may request additional screening if any prohibited items are detected.

*Entries 1-5 on the North side of the stadium will go through security screening **prior** to ticket scanning.