

Mobile Ticketing How-To Guide

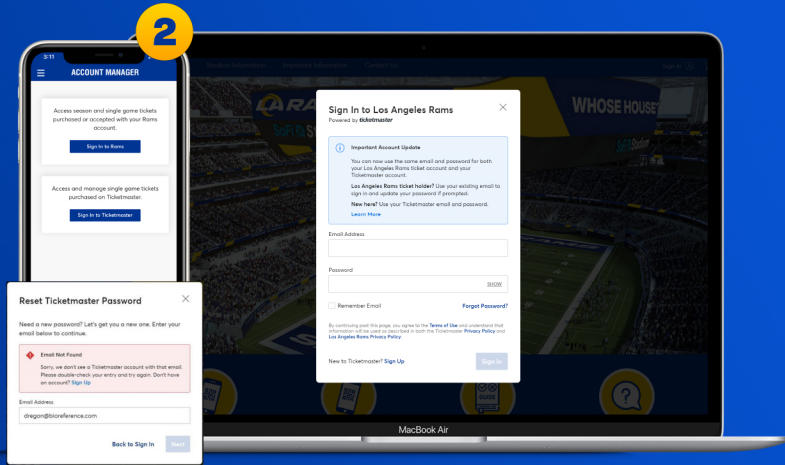
How To Post Your Ticket For Resale

Mobile tickets are required for Rams home games. Please ensure your mobile device is using the most recent operating system on iOS and Android.




Download the Rams mobile app and tap the ticketing icon in the upper right corner.

Or visit therams.com/am and select "Sign In"

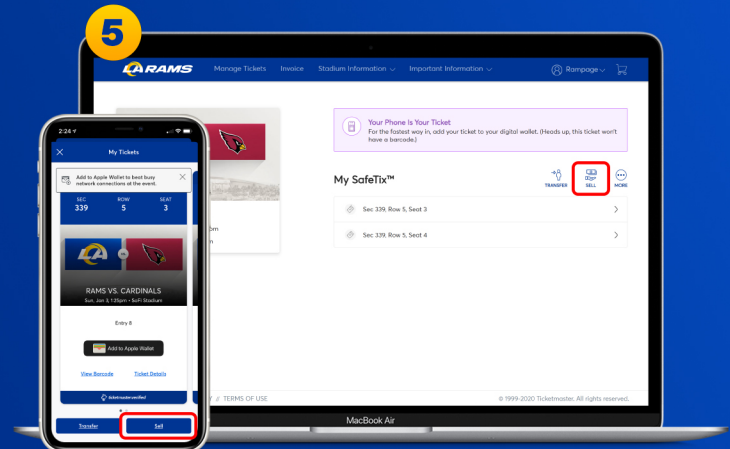


Enter your email address and password associated with your Rams account, then "Sign In". If this is your first time signing in, select "Forgot Password?" to reset your password. If you receive this message, select "Sign Up" and enter your information. It will create you a Ticketmaster account. Once your information is entered, you'll be able to access your Rams Account Manager.

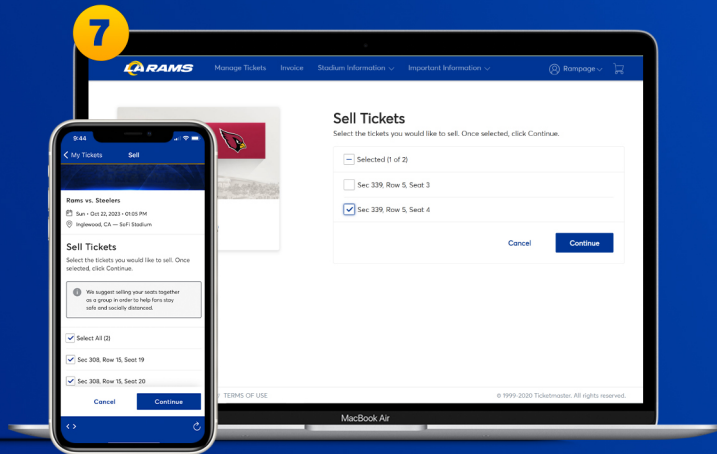


Once you sign in, your tickets will appear in your account.

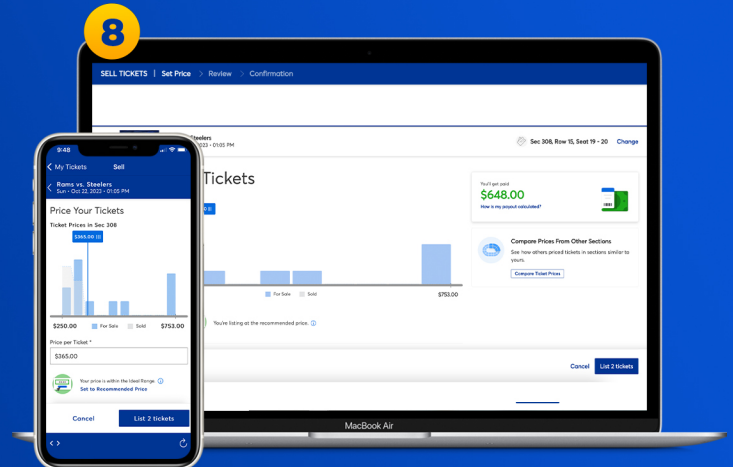
On the webpage you will be prompted with two options. Select "Manage Tickets".



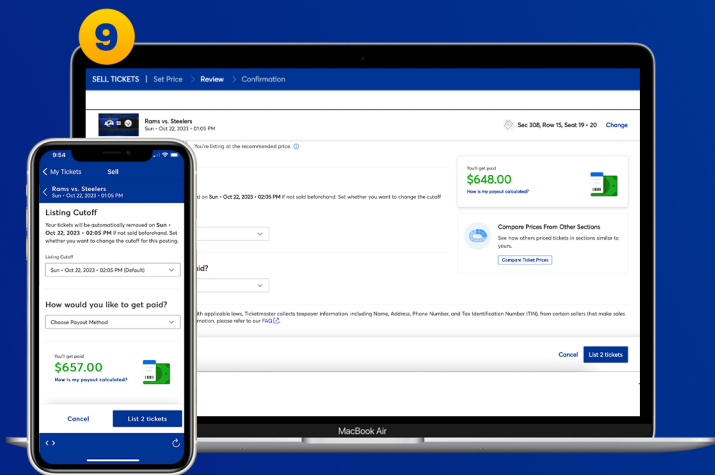
All of your tickets eligible to post for resale will show a "Sell" button. Select "Sell".



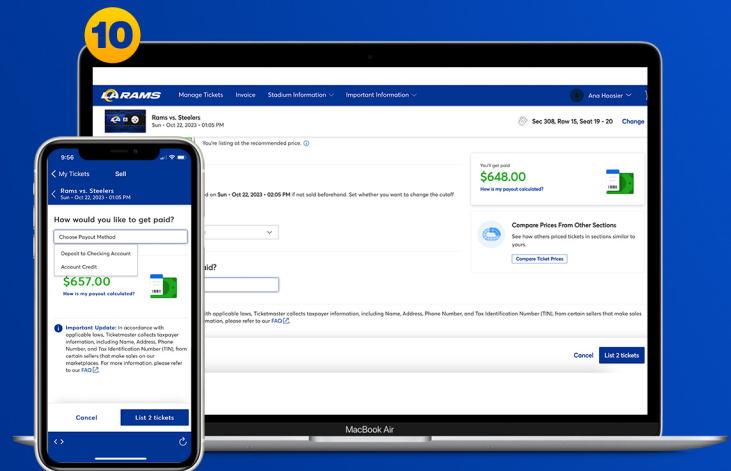
On mobile and desktop, select the tickets you would like to post for resale, then select “Continue”



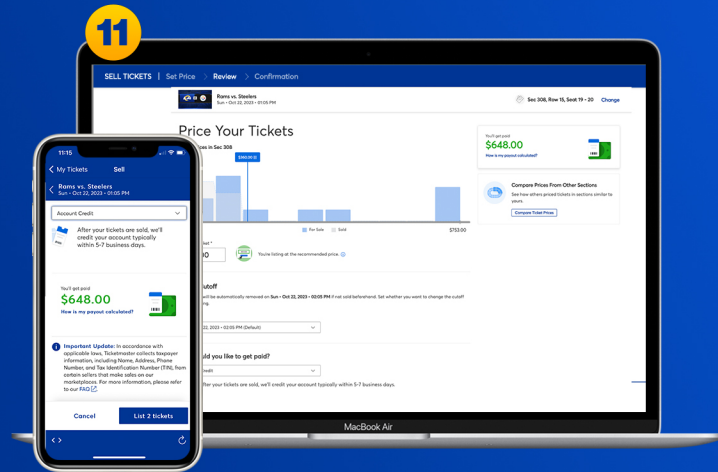
On both desktop and mobile, enter the price you would like to sell your tickets for. You can see the recommended price and compare prices from your section or other sections




On both mobile and desktop, you can set your listing cutoff and your payout method.



On both mobile and desktop, select your preferred payment method: “Account Credit” (which will live on your Rams Account to be applied toward future tickets) or “Deposit to Checking Account” (you will need to enter your bank information to receive your funds”).



On both mobile and desktop, once you select your payment method, review your ticket posting. When you are ready to sell your ticket, select “List Tickets”.



On mobile, you can view which tickets are posted for resale, or “Manage Listing” on your desktop. You can change your ticket price by “Edit Posting” or “Cancel Posting” to use your ticket for entry to the stadium.

Once your tickets are sold, the amount will be credited or deposited (payout method) into your account 7-10 business days after the event date.

Have Your Barcode Ready When You Get to Your Gate

*Please turn phone brightness up before scanning barcode

We encourage you to download and utilize the Rams mobile app to stay up-to-date with news as well as **CLAIM, VIEW, TRANSFER** or **SELL** your tickets.