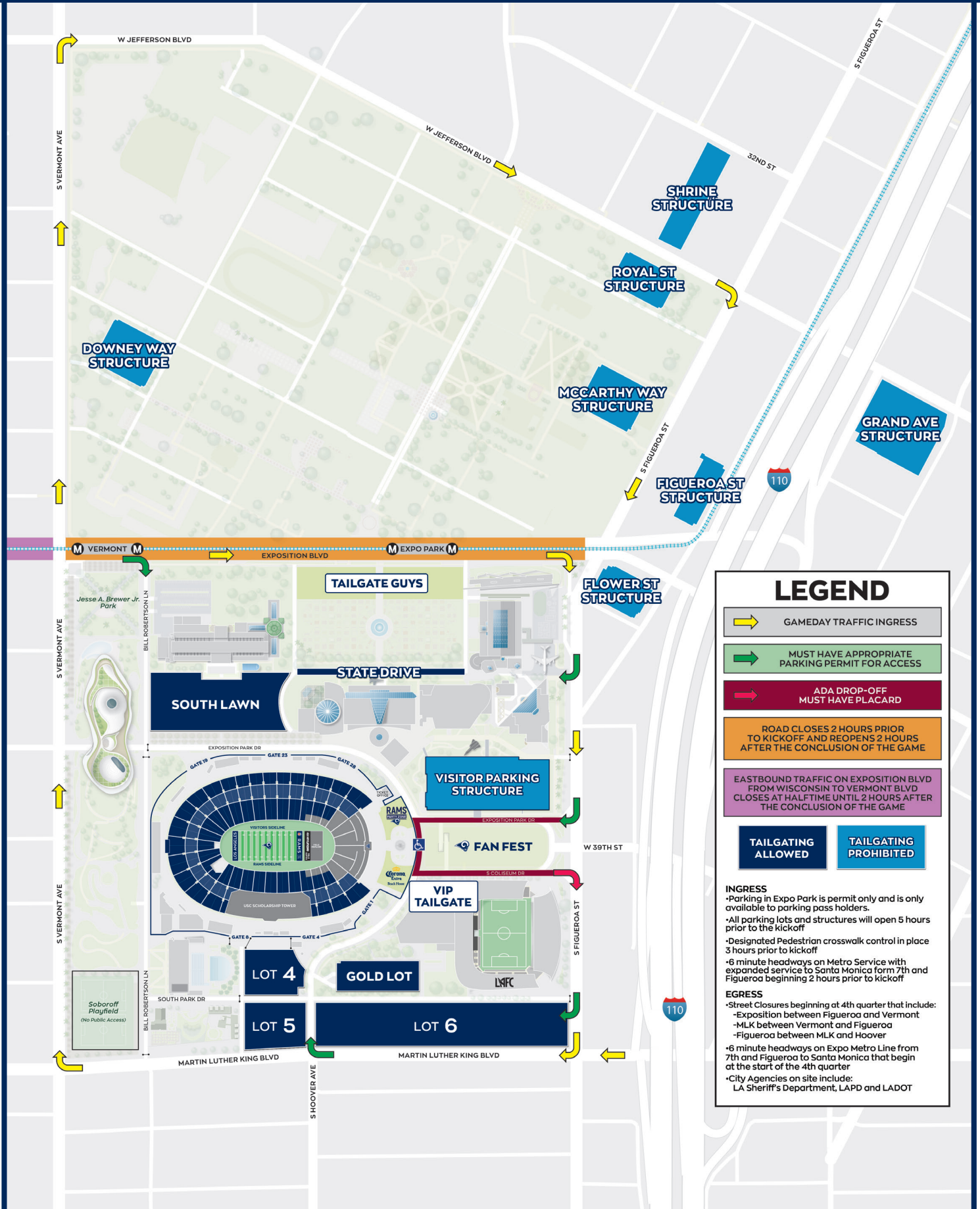


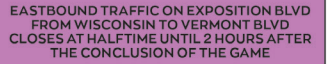


GAMEDAY TRAFFIC FLOW MAP



LEGEND

-  GAMEDAY TRAFFIC INGRESS
-  MUST HAVE APPROPRIATE PARKING PERMIT FOR ACCESS
-  ADA DROP-OFF MUST HAVE PLACARD
-  ROAD CLOSURES 2 HOURS PRIOR TO KICKOFF AND REOPENS 2 HOURS AFTER THE CONCLUSION OF THE GAME
-  EASTBOUND TRAFFIC ON EXPOSITION BLVD FROM WISCONSIN TO VERMONT BLVD CLOSURES AT HALFTIME UNTIL 2 HOURS AFTER THE CONCLUSION OF THE GAME

TAILGATING ALLOWED	TAILGATING PROHIBITED
---------------------------	------------------------------

INGRESS

- Parking in Expo Park is permit only and is only available to parking pass holders.
- All parking lots and structures will open 5 hours prior to the kickoff
- Designated Pedestrian crosswalk control in place 3 hours prior to kickoff
- 6 minute headways on Metro Service with expanded service to Santa Monica from 7th and Figueroa beginning 2 hours prior to kickoff

EGRESS

- Street Closures beginning at 4th quarter that include:
 - Exposition between Figueroa and Vermont
 - MLK between Vermont and Figueroa
 - Figueroa between MLK and Hoover
- 6 minute headways on Expo Metro Line from 7th and Figueroa to Santa Monica that begin at the start of the 4th quarter
- City Agencies on site include:
 - LA Sheriff's Department, LAPD and LADOT