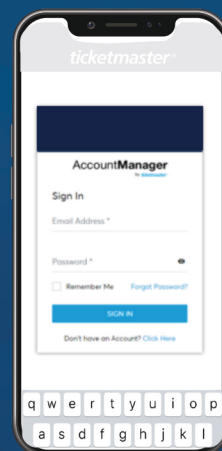



# MOBILE OR PHYSICAL TICKETS

## REQUIRED FOR THE 2018 SEASON

“Print-at-home” or PDF tickets will not be accepted at games due to new NFL policies

### HOW TO GET MY MOBILE TICKETS



#### STEP 1

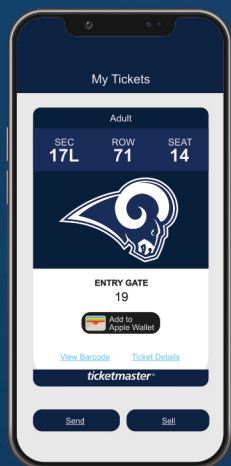
Open the Los Angeles Rams mobile app and tap “Tickets” or visit [therams.com/am](http://therams.com/am)

#### STEP 2

On app, click “Manage My Tickets” or on mobile web click “sign in” on the top right

#### STEP 3

Log into your Rams account. If you do not have an existing Rams account click “forgot password”. On web, follow instructions. On app, click “Sign In” on the top right and “Forgot Password” again.



#### STEP 4

Select the game you wish to view to access tickets

#### STEP 5

Click “Add to Apple Wallet” or “Save to Phone”

**BE SURE TO SAVE YOUR TICKET(S) BEFORE GAME TIME AND HAVE YOUR BARCODE READY AT THE GATE**

\*Please turn phone brightness up before scanning barcode

If you have issues, please call 818-338-0011 or visit the Ticket Resolution office on gameday near Gate 29