MOBILE OR PHYSICAL TICKETS

REQUIRED FOR THE 2019 SEASON

HOW TO SELL MOBILE TICKETS

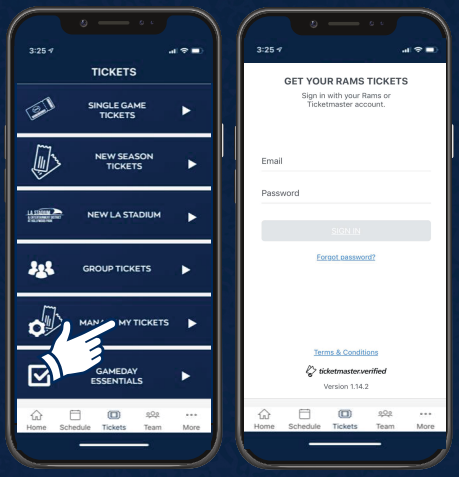

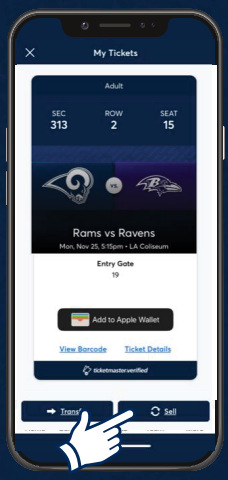

STEP 1
Open the Los Angeles Rams mobile app and tap "Tickets" or visit therams.com/am

STEP 2
Click "Manage My Tickets" and login on app or sign in on web.

STEP 3
Select the game you wish to sell tickets for, hit sell, select specific seat(s) and press continue

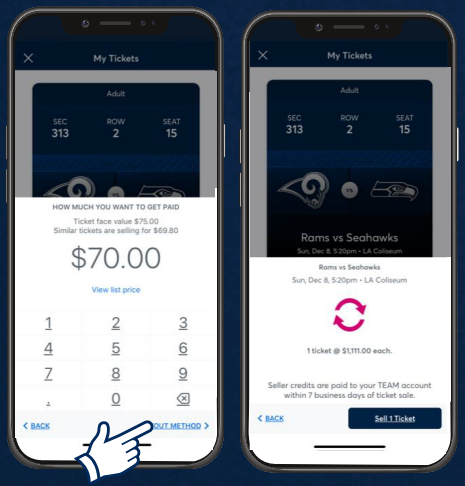

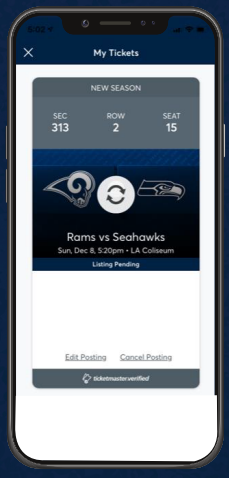

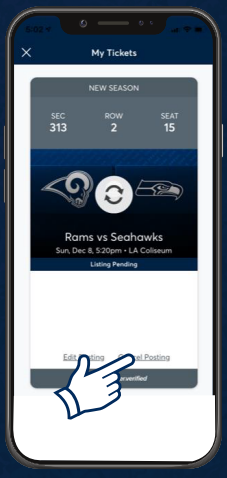

STEP 4
Select the amount you would like to post your ticket(s) for and which payout method you prefer. Review the confirmation screen and select Sell (#) Ticket.

STEP 5
Your ticket(s) will be marked as 'posted for resale' with options to edit or cancel the posting

CANCEL POSTING
If you wish to cancel the post, follow steps 1-3, then select the underlined text "Cancel Posting"

HAVE YOUR BARCODE READY WHEN YOU GET TO YOUR GATE

*Please turn phone brightness up before scanning barcode

We encourage you to download and utilize the Rams mobile app to stay up-to-date with news as well as **GET, TRANSFER AND SELL** your tickets.