

**KANSAS CITY**

# **CHIEFS**

**2015 WEEKLY RELEASE**



VS.



**THIS IS CHIEFS KINGDOM**

December 6, 2015





# CHIEFS

REGULAR SEASON GAME NO. 12

## CHIEFS COMMUNICATIONS STAFF CONTACT INFORMATION


Ted Crews  
Brad Gee  
Luke Shanno  
Cydney Ricker  
Simon Noel

Vice President of Communications  
Assistant Director of Communications  
Corporate Communications Manager  
Communications Assistant  
Football Communications Assistant

(816) 920-4359  
(816) 920-4349  
(816) 920-4351  
(816) 920-4352  
(816) 920-4403

tcrews@chiefs.nfl.com  
bgee@chiefs.nfl.com  
lshanno@chiefs.nfl.com  
cricker@chiefs.nfl.com  
snoel@chiefs.nfl.com

## CHIEFS TRAVEL TO OAKLAND TO FACE AFC WEST RIVAL RAIDERS



Kansas City Chiefs (6-5) vs. Oakland Raiders (5-6)

Sunday, Dec. 6, 2015 • 3:05 p.m. CT

O.co Coliseum • Oakland, Calif.

### THIS WEEK'S MEDIA AVAILABILITY

Date	Practice	Coach	Media	Players
Tuesday, Dec. 1	No Media Availability			
Wednesday, Dec. 2	1:20 p.m.	Reid	11:45 a.m.	11:45 a.m.
Thursday, Dec. 3	1:20 p.m.	Coords.	11:45 a.m.	11:45 a.m.
Friday, Dec. 4	11:45 a.m.	Reid	1:00 p.m.	1:00 p.m.
Saturday, Dec. 5	No Media Availability			
Sunday, Dec. 6	Chiefs at Raiders - Oakland, Calif. - 3:05 CT			

\* All times are approximate and subject to change with little or no notice. OC Pederson, DC Sutton and ST Toub will speak to the media Thursday.

• Raiders conference calls will take place Wednesday. Head Coach Jack Del Rio at 12:30 p.m. CT and QB Derek Carr at 1:55 p.m. CT.

The Kansas City Chiefs travel to Oakland to face the Raiders in an AFC West clash at O.co Coliseum. Kickoff is slated for 3:05 p.m. CT. After starting the season 1-5, the Chiefs have won five consecutive games. It marks the third straight season Head Coach Andy Reid and his teams have put together a streak of five or more consecutive wins (2013-15). Kansas City's last turnover was vs. Minnesota on Oct. 18. The Chiefs are in the midst of the longest stretch in franchise history of games without a turnover (5).

Last Sunday, the Chiefs defeated the Buffalo Bills 30-22 at Arrowhead Stadium. KC has outscored its opponents 160-61 in its last five wins (+99 point differential). The Chiefs defense has only surrendered 13.6 points per game over the last seven games.

Offensively, RB Spencer Ware has been the feature back the last two weeks. He has rushed for 210 yards on 30 carries (7.0 avg.) with three TDs. QB Alex Smith continues to take care of the football, he now has 283 consecutive attempts without an INT, the fourth-best streak in NFL history. His last interception was in Week 3 vs. Green Bay. The Chiefs are second in the NFL to Carolina (+16) in turnover differential with 20 takeaways and only eight gives (+12). Kansas City's defense leads the league over the last six weeks, allowing an average of only 290.4 yards per game from its opponents.

Reid is currently in his third season with the club after recording 20 wins in his first two seasons, more victories than any other head coach in his first two years in team history. He owns 10 postseason appearances in 16 seasons as a head coach.

Since joining the club this past March, Chiefs wide receiver Jeremy Maclin has been able to make a positive impact. He leads the team with 57 catches for 772 yards (13.5 avg.) with three touchdowns. Tight end Travis Kelce is second on that list with 54 catches for 689 yards (12.8 avg.) and four TDs. Chiefs quarterback Alex Smith has 2,681 passing yards on 226 completions. He is on pace for his fourth-career 3,000-plus yard season. Defensively, linebacker Derrick Johnson leads the team with 68 tackles (56 solo). He broke the team's all-time tackle record in Week 3 vs. the Packers. He now has 1,053 career tackles. Linebacker Justin Houston has 7.5 sacks, two INTs and nine tackles for loss. LB Tamba Hali has 6.5 sacks. On special teams, wide receiver De'Anthony Thomas has returned 29 punts for 227 yards (7.8 avg.) with a long of 37. K Cairo Santos is 26 of 32 on field goal attempts (81.3%) and has 36 touchbacks on 64 kickoffs.

Following Kansas City's game vs. the Raiders, the Chiefs head back home to take on the San Diego Chargers on Dec. 13. The team's 2015 schedule features seven games against six playoff teams from the 2014 season. The club's 2015 opponents boasted a combined record of 115-92-1 (.555) last season.

### BROADCAST INFORMATION

**TV Coverage**  
CBS (KCTV Local)

**Play-by-Play:** Greg Gumbel  
**Color:** Trent Green  
**Sideline:** Jamie Erdahl

**Chiefs Spanish Radio**  
La Gran D (1340 AM)

**Play-by-Play:** Enrique Morales  
**Color:** Oscar Monterroso  
**Sideline:** Ricardo Soto

**Chiefs FOX Football Radio Network**  
KCFX (101.1 FM)

**Play-by-Play:** Mitch Holthus  
**Color:** Len Dawson  
**Sideline:** Kendall Gammon

**Chiefs Postgame Show**  
KCFX (101.1 FM)

**KCFX Hosts:** Art Hains, Len Dawson, Dan Israel & Kendall Gammon

**Chiefs Twitter Accounts:** @Chiefs  
@ChiefsReporter  
@ChiefsPR

### CHIEFS MEDIA WEBSITE INFORMATION

The Kansas City Chiefs 2015 Media Guide is available on the Chiefs media information website, NFLOMG.com. New this season, the club introduced an improved interactive online media guide that features an in-game statistics monitoring platform, in addition to the weekly press materials such as transcripts, weekly releases, bios, additional stats and more. The club's guide is updated weekly throughout the season to reflect the most up-to-date information. Media members can also access the Chiefs credential application through the site. To login, the username is **chiefsmedia** and the password is **chiefs**.

### DID YOU KNOW?

The 2015 Chiefs join the 2011 San Francisco 49ers and the 2010 New England Patriots as the only three teams in NFL history to record at least five consecutive regular season games in the same season without turning the ball over. The 2011 49ers were then led by current Chiefs QB Alex Smith.

## CHIEFS VS. RAIDERS 2015 TEAM COMPARISON

	 Chiefs	 Raiders
Record .....	6-5	5-6
Division Standing .....	2nd (AFCW)	3rd (AFCW)
Turnover Margin (NFL Rank) .....	+12 (2nd)	-1 (T-18th)

### Offense (NFL Rank)

Net Yards Per Game .....	351.3 (16th)	362.8 (10th)
Yards Per Play .....	5.63 (11th)	5.85 (7th)
Points Per Game .....	26.1 (T-5th)	24.0 (11th)
Possession Average .....	31:16 (5th)	29:36 (23rd)
Net Rushing Yards Per Game .....	124.3 (6th)	96.1 (23rd)
Net Passing Yards Per Game .....	227.0 (T-24th)	266.7 (8th)
Had Intercepted/Yards .....	3/44	7/141
Sacks Allowed/Yards .....	35/188.0 (T-29th)	14/103.0 (T-1st)
Fumbles/Lost .....	9/5	19/10
Third Down Pct. ....	36.6% (20th)	44.8% (4th)
Red Zone TD Pct. ....	51.2% (21st)	61.3% (10th)
Giveaways .....	8 (T-1st)	17 (T-15th)

### Defense (NFL Rank)

Net Yards Per Game .....	335.4 (10th)	391.0 (27th)
Yards Per Play .....	5.23 (7th)	5.73 (24th)
Points Per Game .....	20.0 (7th)	25.5 (26th)
Net Rushing Yds/Game .....	95.9 (9th)	108.3 (18th)
Net Passing Yards Per Game .....	239.5 (11th)	282.7 (29th)
Intercepted By/Yards .....	14/171	11/46
Sacks For/Yards .....	30/197.0 (T-5th)	25/131.0 (T-16th)
Opponent Fumbles/Lost .....	12/6	9/5
Third Down Pct. ....	32.9% (3rd)	39.7% (18th)
Red Zone TD Pct. ....	64.5% (29th)	51.2% (11th)
Takeaways .....	20 (T-6th)	16 (T-17th)



### Special Teams (NFL Rank)

Punts-Average Yards (Gross) .....	45.8 (13th)	43.8 (26th)
Punts-Average Yards (Net) .....	42.5 (4th)	40.1 (14th)
Punt Returns-Average Per .....	7.7 (20th)	6.8 (26th)
Punt Returns-Average Per Allowed .....	5.5 (6th)	5.6 (7th)
Kickoff Returns-Average Per .....	24.4 (16th)	22.3 (21st)
Kickoff Returns-Avg. Per Allowed .....	23.7 (14th)	24.3 (19th)
Field Goals Made/Attempted .....	26/32 (25th)	16/19 (T-18th)

### Penalties (NFL Rank)

Penalties Against/Yards .....	69/594.0 (T-4th)	92/736.0 (T-29th)
Opp. Penalties Against/Yds .....	77/667.0 (T-17th)	69/623.0 (26th)

## CHIEFS VS. RAIDERS 2015 IND. COMPARISON

	Chiefs		Raiders
<u>PASSING YARDS</u>			
Smith .....	2681	Carr .....	2895

### RUSHING YARDS

West .....	373	Murray .....	765
Charles .....	364	Olawale .....	94
Smith .....	303	Jones .....	72

### RECEIVING YARDS

Maclin .....	772	Cooper .....	851
Kelce .....	689	Crabtree .....	715
Wilson .....	262	Roberts .....	352

### POINTS SCORED

Santos .....	105	Janikowski .....	78
Charles .....	30	Crabtree .....	36
Kelce .....	26	Three Tied .....	24

### INTERCEPTIONS

Peters .....	4	Woodson .....	5
Four Tied .....	2	Amerson .....	2

### SACKS

Houston .....	7.5	Mack .....	7.0
Hali .....	6.5	M. Smith .....	4.0
Bailey .....	4.5	A. Smith .....	3.5
D. Johnson .....	3.0	Autry .....	2.0

### DEFENSIVE TACKLES

D. Johnson .....	68	M. Smith .....	82
Parker .....	50	Hayden .....	56
Berry .....	46	Woodson .....	55

### KICKOFF RETURNS (AVG.)

Davis .....	17 (26.6)	Jones .....	19 (24.8)
D. Thomas .....	6 (23.0)	Ross .....	4 (22.8)

### PUNT RETURNS (AVG.)

D. Thomas .....	29 (7.8)	Carrie .....	19 (6.2)
-----------------	----------	--------------	----------

### FIELD GOALS

Santos .....	26/32 (81.3%)	Janikowski .....	16/19 (84.2%)
--------------	---------------	------------------	---------------

### PUNTS (GROSS/NET AVG.)

Colquitt .....	51 (45.8/42.5)	King .....	50 (43.8/40.1)
----------------	----------------	------------	----------------

## CHIEFS VS. RAIDERS SERIES HISTORY

- The Chiefs and Raiders will be meeting for the 110<sup>th</sup> time in franchise history in the regular season. Kansas City leads the all-time series 56-51-2. Additionally, the Chiefs are 2-1 in three total postseason matchups.
- Kansas City's 58 regular and postseason victories against the Oakland franchise are the club's most versus a single opponent in the franchise's history.
- Including the postseason, the Chiefs are 18-19-1 against the Raiders at O.co Coliseum, alternating wins and losses in the last six matchups.
- Dating back to 1994, Kansas City has won nine of the last 14 meetings between the two teams played in December.
- Additionally, Alex Smith is 5-1 in his career against the Raiders.

### CHIEFS VS. RAIDERS SERIES HISTORY - LAST 10 GAMES

Date	Result	Of Note
11/7/10	L, 23-20 OT	OAK: J. Ford 306 total yards, TD.
1/2/11*	L, 31-10	OAK: 209 rush yards, 2 TDs.
10/23/11	W, 28-0	KC DEF: six INTs, 2 TDs.
12/24/11*	L, 16-13 OT	OAK: S. Janikowski 3 FGs, GW 36-yd FG in OT.
10/28/12*	L, 26-16	OAK: C. Palmer 14-28, 209 yards, 2 TDs, INT.
12/16/12	L, 15-0	OAK: S. Janikowski 5-5 FGs.
10/13/13*	W, 24-7	KC DEF: 9.0 sacks, 3 INTs; H. Abdullah: 44-yd pick-six.
12/15/13	W, 56-31	KC: J. Charles 5 total TDs; E. Berry 47-yd pick-six.
11/20/14	L, 24-20	OAK: J. Jones GW 9-yard TD rec. w/ 1:42 remaining.
12/14/14*	W, 31-13	KC: D. Thomas 156 PR yards, TD.

\*at Arrowhead

## CHIEFS HEAD COACH ANDY REID



Reid is currently in his 24th NFL season and third with the Chiefs. In his first two seasons with the club he tallied 20 wins, more victories than any other head coach in franchise history in his first two years. In 2013, Reid led the Chiefs to an 11-5 record marking the greatest single-season turnaround in franchise history and the team's first postseason appearance since 2010.

Reid boasts a career record of 156-110-1 (.586) in the regular season. He also owns a 10-10 postseason record. He ranks 14th in NFL history in regular-season winning percentage and is one of seven active NFL coaches with over 100 regular season wins. Prior to joining the Chiefs, Reid led the Philadelphia Eagles to a 130-93-1 (.583) regular season record during his 14 seasons as head coach. He led the Eagles franchise to one Super Bowl appearance. When you include his time as an NFL assistant coach, his teams have made the playoffs 17 times (19-15 record), and he has coached in three Super Bowls and eight NFC Championship Games.

Reid spent seven seasons as an assistant coach with the Green Bay Packers under Head Coach Mike Holmgren. Prior to joining the NFL ranks, Reid's final collegiate stop was also in the Show-Me State as he coached the offensive line at the University of Missouri (1989-91). Prior to his stint with the Tigers, Reid spent two years working with the offensive line at the University of Texas – El Paso, and before that, he held the same position with Northern Arizona. In 1983, Reid took the position of offensive coordinator and offensive line coach at San Francisco State (1983-85).

A tackle/guard at Brigham Young University from 1979-81, Reid entered the coaching ranks as a graduate assistant at BYU in 1982.

<b>NFL Head Coach:</b>	17th Year	<b>Record w/ KC:</b>	26-17 (.605)
<b>NFL Coach Overall:</b>	24th Year	<b>Record w/ PHI:</b>	130-93-1 (.583)
<b>NFL Overall:</b>	166-120-1 (.580)	<b>Record vs. OAK:</b>	4-3 (.571)
<b>Reg. Season:</b>	156-110-1 (.586)	<b>College:</b>	BYU ('81)
<b>Postseason:</b>	10-10 (.500)	<b>Hometown:</b>	Los Angeles

### ANDY REID'S CAREER PATH

1979-82	BYU	Tackle/Guard ('79-81) Graduate Assistant ('82)
1983-85	San Francisco State	Offensive Coordinator/ Offensive Line
1986	Northern Arizona	Offensive Line
1987-88	Texas-El Paso	Offensive Line
1989-91	Missouri	Offensive Line
1992-98	Green Bay Packers	Tight Ends / Offensive Line ('92-96) Quarterbacks ('97-98)
1999-12	Philadelphia Eagles	Head Coach ('99-00) HC/Exec. V.P. Football Ops ('01-12)
2013-15	Kansas City Chiefs	Head Coach



### ANDY REID'S HARDWARE



Super Bowls

**96 97 04**  
Conference Titles

**95 96 97 01**  
**02 03 04 06 10**  
Division Titles

## RAIDERS HEAD COACH JACK DEL RIO



Jack Del Rio was named the 19th head coach in the 55-year history of the Oakland Raiders franchise on Jan. 15, 2015. Del Rio is now in his 30th year in the NFL and his 19th season coaching after an 11 year playing career.

Del Rio is in his second tenure at the helm of an NFL team, as he served in that role with the Jacksonville Jaguars for nine seasons from 2003-11. He spent the past three seasons as defensive coordinator of the Denver Broncos.

Prior to joining the Broncos in 2012, Del Rio spent nine seasons as the head coach in Jacksonville. Under Del Rio, the Jaguars made two playoff appearances in 2005 and 2007, highlighted by the club's first postseason win in eight seasons with a 31-29 road victory against the Pittsburgh Steelers in a 2007 AFC Wild Card Game.

Del Rio began his coaching career with the New Orleans Saints under Head Coach Mike Ditka, serving as an assistant strength coach.

A veteran of 11 seasons as a NFL linebacker, he was selected in the third round (68th overall) of the 1985 NFL Draft by New Orleans.

Del Rio was a four-year starter at USC, where he earned consensus All-American honors as a senior and was runner-up for the Lombardi Award, given to the nation's best lineman or linebacker.

Born on April 4, 1963, in Castro Valley, Calif., Del Rio and his wife, Linda, have three daughters, Lauren, Hope and Aubrey, and a son, Luke.

<b>NFL Head Coach:</b>	10th Year	<b>Record w/ OAK:</b>	5-6 (.455)
<b>NFL Coach Overall:</b>	19th Year	<b>Record vs. KC :</b>	3-2 (.600)
<b>NFL Overall:</b>	74-79 (.484)	<b>College:</b>	USC
<b>Regular Season:</b>	73-77 (.487)	<b>Hometown:</b>	Castro Valley, Calif.
<b>Postseason:</b>	1-2 (.333)		

### JACK DEL RIO'S CAREER PATH

1997-98	New Orleans Saints	Strength & Conditioning
1999-01	Baltimore Ravens	Linebackers
2002	Carolina Panthers	Defensive Coordinator
2003-11	Jacksonville Jaguars	Head Coach
2012-14	Denver Broncos	Defensive Coordinator
2015	Oakland Raiders	Head Coach



### JACK DEL RIO'S HARDWARE



Super Bowls

**00 13**  
Conference Titles  
**12 13 14**  
Division Titles



## CHIEFS 2015 SCHEDULE

### PRESEASON

Date	Opponent	Time	Result
Aug. 15	at Arizona	8 p.m.	W, 34-19
Aug. 21	Seattle	7 p.m.	W, 14-13
Aug. 28	Tennessee	7 p.m.	W, 34-10
Sept. 3	at St. Louis	7 p.m.	W, 24-17

### REGULAR SEASON

Date	Opponent	Time	Network
Sept. 13	at Houston	Noon	W, 27-20
Sept. 17	Denver	7:25 p.m.	L, 24-31
Sept. 28	at Green Bay	7:30 p.m.	L, 28-38
Oct. 4	at Cincinnati	Noon	L, 21-36
Oct. 11	Chicago	Noon	L, 17-18
Oct. 18	at Minnesota	Noon	L, 10-16
Oct. 25	Pittsburgh	Noon	W, 23-13
Nov. 1	Detroit (London)	8:30 a.m.	W, 45-10
Nov. 8	BYE WEEK	---	---
Nov. 15	at Denver	3:25 p.m.	W, 29-13
Nov. 22	at San Diego*	3:05 p.m.	W, 33-3
Nov. 29	Buffalo*	Noon	W, 30-22
Dec. 6	at Oakland*	3:05 p.m.	CBS
Dec. 13	San Diego*	Noon	CBS
Dec. 20	at Baltimore*	Noon	CBS
Dec. 27	Cleveland*	Noon	CBS
Jan. 3	Oakland*	Noon	CBS

Home games in bold; all kickoffs are Central Time.

\* Subject to Flexible Scheduling



## CHIEFS ALL-TIME VS. AFC WEST OPPONENTS

### OVERALL (REG. SEASON)

Team	Record	Pct.	Longest Win Streak
Denver	57-54-0	.514	11 (1964-1969)
Oakland	56-51-2	.523	9 (2003-2007)
San Diego	55-54-1	.505	6 (1990-1992)

### AT HOME (REG. SEASON)

Team	Record	Pct.	Longest Win Streak
Denver	36-19-0	.655	14 (1960-1973)
Oakland	30-24-1	.555	10 (1989-1998)
San Diego	32-23-0	.582	7 (1997-2003)

### ON THE ROAD (REG. SEASON)

Team	Record	Pct.	Longest Win Streak
Denver	21-35-0	.375	5 (1965-1969)
Oakland	26-27-1	.491	7 (2003-2009)
San Diego	23-31-1	.427	6 (1972-1977)

## 2015 STRENGTH OF SCHEDULE

Below is a breakdown of the Chiefs 2015 opponents and their record in 2014. Kansas City's 2015 schedule features 11 games against teams that finished at or above .500. The total record of the club's opponents combined is 115-92-1 (.555). The club has seven games against six playoff teams.

Home	Record	Road	Record
Denver Broncos	12-4 (.750)	Denver Broncos	12-4 (.750)
San Diego Chargers	9-7 (.563)	San Diego Chargers	9-7 (.563)
Oakland Raiders	3-13 (.188)	Oakland Raiders	3-13 (.188)
Cleveland Browns	7-9 (.438)	Baltimore Ravens	10-6 (.625)
Pittsburgh Steelers	11-5 (.688)	Cincinnati Bengals	10-5-1 (.656)
Buffalo Bills	9-7 (.563)	Houston Texans	9-7 (.563)
Chicago Bears	5-11 (.313)	Green Bay Packers	12-4 (.750)
Detroit Lions	11-5 (.688)	Minnesota Vikings	7-9 (.438)



## BIG DIFFERENTIAL

Since the game versus Pittsburgh on Oct. 25, the Chiefs have tallied a point differential of +99 in their five-game winning streak. This leads the NFL compared to all other teams' point differential from their last five games. The Chiefs rank fifth in total point differential for the season at +67.

### NFL Leaders, Point Differential, Last Five Contests

Rk.	Team	Differential
1.	Kansas City	+99
2.	Carolina	+75
3.	New England	+48
4.	Cincinnati	+44
5.	Arizona	+38

## 2015 CHIEFS TEAM STATS & RANKINGS

### CATEGORY

### TOTAL



Total Offense	351.3	9th	16th
Rush Offense	124.3	2nd	6th
Pass Offense	227.0	14th	T-24th
Total Defense	335.4	5th	10th
Rush Defense	95.9	6th	9th
Pass Defense	239.5	4th	11th
Points/Game	26.1	3rd	T-5th
Opp. Pts./Game	20.0	T-5th	7th

## 2015 CHIEFS INDIVIDUAL STATS & RANKINGS

### CATEGORY

### PLAYER

### TOTAL



Scoring (NK)	Charles	30	T-24th	T-43rd
Rushing Yards	West	373	19th	39th
QB Rating	Smith	94.6	6th	10th
Receptions	Maclin	57	T-12th	T-18th
Rec. Yards	Maclin	772	12th	18th
Interceptions	Peters	4	T-5th	T-6th
Punting Avg.	Colquitt	45.8	9th	16th
Punt Ret. Avg.	Thomas	7.8	9th	16th
KO Ret. Avg.	Davis	26.6	1st	6th
Sacks	Houston	7.5	6th	T-7th

## 2015 AFC WEST STANDINGS

Team	W	L	Pct.	PF	PA	Streak
Denver Broncos	9	2	.818	252	207	Won 2
<b>Kansas City Chiefs</b>	<b>6</b>	<b>5</b>	<b>.545</b>	<b>287</b>	<b>220</b>	<b>Won 5</b>
Oakland Raiders	5	6	.455	264	280	Won 1
San Diego Chargers	3	8	.273	244	307	Won 1

## NFL REGULAR SEASON WEEK 12 SCHEDULE

### Thursday, Dec. 3

Packers at Lions ..... 7:25 p.m.

### Sunday, Dec. 6

Jets at Giants ..... 12 p.m.  
 Cardinals at Rams ..... 12 p.m.  
 Falcons at Buccaneers ..... 12 p.m.  
 Seahawks at Vikings ..... 12 p.m.  
 Texans at Bills ..... 12 p.m.  
 Ravens at Dolphins ..... 12 p.m.  
 Bengals at Browns ..... 12 p.m.  
 Jaguars at Titans ..... 12 p.m.  
 49ers at Bears ..... 12 p.m.  
 Broncos at Chargers ..... 3:05 p.m.  
**Chiefs at Raiders ..... 3:05 p.m.**  
 Panthers at Saints ..... 3:25 p.m.  
 Eagles at Patriots ..... 3:25 p.m.  
 Colts at Steelers ..... 7:30 p.m.

### Monday, Dec. 7

Cowboys at Redskins ..... 7:30 p.m.

## 2014-15 CHIEFS PRO BOWL PLAYERS

Four members of the Kansas City Chiefs were selected to participate in the 2015 NFL Pro Bowl, all of which are returning for the upcoming season. Running back Jamaal Charles, linebackers Tamba Hali and Justin Houston and defensive tackle Dontari Poe represented the Chiefs in the NFL's All-Star game on Jan. 25 at the University of Phoenix Stadium in Glendale, Arizona. Newly-acquired wide receiver Jeremy Maclin was also selected to the Pro Bowl for the Philadelphia Eagles.

Players were selected without regard to conference in voting by fans, coaches and players. Players were assigned to teams during the 2015 Pro Bowl Draft on NFL Network.

For Charles and Hali, it was their fourth career selection to the Pro Bowl. While for Houston, it was his third nomination and Poe enjoyed his second-career trip to the NFL's All-Star game.



## CHIEFS ASSISTANT COACHES

### OFFENSIVE STAFF

**David Culley**  
 Asst. Head Coach/Wide Receivers

**Doug Pederson**  
 Offensive Coordinator

**Eric Bieniemy**  
 Running Backs

**Andy Heck**  
 Offensive Line

**Eugene Chung**  
 Asst. Offensive Line

**Tom Melvin**  
 Tight Ends

**Matt Nagy**  
 Quarterbacks

**Corey Matthaui**  
 Asst. Quarterbacks

### DEFENSIVE STAFF

**Bob Sutton**  
 Defensive Coordinator

**Tommy Brasher**  
 Defensive Line

**Gary Gibbs**  
 Linebackers

**Emmitt Thomas**  
 Defensive Backs

**Al Harris**  
 Asst. Secondary

**Mark DeLeone**  
 Asst. Linebackers

**Britt Reid**  
 Asst. Defensive Line

### SPECIAL TEAMS STAFF

**Dave Toub**  
 Special Teams Coordinator

**Brock Olivo**  
 Asst. Special Teams

**MISCELLANEOUS**  
**Barry Rubin**  
 Head Strength and Conditioning

**Travis Crittenden**  
 Asst. Strength and Conditioning

**Brent Salazar**  
 Asst. Strength and Conditioning

**Brad Childress**  
 Spread Game Analyst/Special Projects

**Mike Frazier**  
 Statistical Analysis Coordinator



## THE LAST MEETING

Chiefs 31, Raiders 13

December 14, 2014 • Arrowhead Stadium • 72,153



OAKLAND .....	0	3	3	7	—	13
KANSAS CITY .....	7	3	21	0	—	31

KC	— Thomas, 81-yard punt return (Santos kick)
KC	— Santos, 41-yard field goal (6-45, 2:46)
OAK	— Janikowski, 53-yard field goal (10-45, 0:59)
OAK	— Janikowski, 33-yard field goal (4-0, 1:30)
KC	— Davis, 3-yard run (Santos kick) (9-70, 4:58)
KC	— Kelce, 20-yard pass from Smith (Santos kick) (2-21, 0:45)
KC	— Davis, 70-yard pass from Smith (Santos kick) (3-70, 1:30)
OAK	— Jones, 1-yard pass from Carr (Janikowski kick) (8-63, 1:45)

Team Statistics	Raiders	Chiefs
First Downs .....	17	16
Total Net Yards .....	280	388
Rushes/Net Yards .....	17/78	27/93
Net Passing .....	202	295
Pass Attempts/Completions .....	56/27	31/18
Had Intercepted .....	0	0
Times Sacked/Yards .....	4.0/20.0	1.0/2.0
Punts/Average .....	11/43.4	7/39.9
Penalties/Yards .....	10/75	11/84
Fumbles/Lost .....	1/1	1/1
Possession Time .....	30:00	30:00

### RUSHING

KC	— Charles 12-52; Smith 3-17; Thomas 2-14; Davis 9-11, TD; Daniel 1-(-1).
OAK	— Murray 12-59; McFadden 2-13; Jones-Drew 2-6; Carr 1-0.

### RECEIVING

KC	— Kelce 5-59, TD; Bowe 3-69; Wilson 3-69; Davis 1-70, TD; Avant 1-14; Hammond 1-7; Thomas 1-5; Fasano 1-2; Charles 1-1; Sherman 1-1.
OAK	— Jones 8-57, TD; Rivera 7-39; Holmes 5-70; Butler 3-23; Murray 2-17; Brown 2-16.

### PASSING

KC	— Smith 30-18-297, 2 TDs, 0 INTs. Daniel 1-0-0, 0 TDs, 0 INTs.
OAK	— Carr 56-27-222, TD, 0 INTs.

### INTERCEPTIONS

KC	— None.
OAK	— None.

### SACKS

KC	— Houston 1.0; Hali 1.0; Walker 0.5; Ford 0.5; Howard 0.5; Martin 0.5.
OAK	— Lumpkin 1.0.

### FIELD GOALS

KC	— Santos 44WL, (41), 47WL
OAK	— Janikowski (53) (33).

## CHIEFS VS. RAIDERS CONNECTIONS

### Professional

• The General Managers of both the Raiders and Chiefs spent the majority of their careers in the front office with the Green Bay Packers. Raiders GM **Reggie McKenzie** was with the Packers from 1994-2011 in the Pro Personnel and Football Operations departments. Chiefs GM **John Dorsey** (1984-98, 2000-12) began as a player before transitioning into the scouting and Football Operations departments in Green Bay. Dorsey succeeded McKenzie as Packers' Director of Football Operations when McKenzie became the Raiders' General Manager in 2012.

• Additionally, Raiders Defensive Line Coach **Jethro Franklin** (2000-04) was the Defensive Line Coach with the Packers with Dorsey and numerous other members of the Chiefs staff. Oakland Director of College Scouting **Shaun Herock** spent 11 seasons as the Packers' Assistant Director of College Scouting, when John Dorsey was the Director of College Scouting from 2000-11.

• Also in Green Bay, Kansas City LB **Frank Zombo** (2010-12), Oakland WR **Jeremy Ross** (2012-13) and S **Charles Woodson** (2006-12) played for the Packers together.

• Raiders Head Coach **Jack Del Rio** (2003-11) was the Head Coach of the Jacksonville Jaguars for nine seasons. While with the Jaguars, Del Rio and Raiders Tight Ends Coach **Bobby Johnson** (2012), Offensive Coordinator **Bill Musgrave** (2003-04), Offensive Line Coach **Mike Tice** (2006-09) and OL **Khalif Barnes** (2005-08) were with Chiefs Offensive Line Coach **Andy Heck** (2004-12) when Heck coached the offensive line, spending his final seven seasons as Offensive Line Coach with the Jaguars.

• Chiefs Defensive Line Coach **Tommy Brasher** spent the 1990 season as the Defensive Line Coach with the Buccaneers, while Raiders Defensive Assistant **Sam Anno** (1989-91) was a Linebacker in Tampa Bay. Anno went

on to play for the San Diego Chargers (1992-93), where he was a teammate of Chiefs Running Backs Coach **Eric Bieniemy** (1991-94), while Bieniemy was a Running Back.

• Oakland Quarterbacks Coach **Todd Downing** (2001-05) began his career on the Minnesota Vikings coaching staff while **Emmitt Thomas** (2000-01) was the team's Defensive Coordinator.

• Chiefs Special Teams Coordinator **Dave Toub** (2004-12) held the same title with the Chicago Bears while Raiders Assistant Offensive Line Coach **Tim Holt** (2012) spent one season in the same position with the Bears in addition to Raiders T **J'Marcus Webb** (2010-12) playing for Chicago.

• Kansas City FB **Anthony Sherman** (2011-12) played for the Cardinals when Oakland DT **Dan Williams** (2010-14) was in Arizona.

• Raiders Offensive Coordinator **Bill Musgrave** (2006-10) was the Falcons Quarterbacks Coach for five seasons while Chiefs Defensive Backs Coach **Emmitt Thomas** (2002-09) served numerous positions in Atlanta, including Interim Head Coach in 2007 and Assistant Head Coach/Secondary from 2008-09. Additionally, Musgrave (2011-13) spent three seasons as the Vikings Offensive Coordinator while Chiefs S **Husain Abdullah** (2008-11) was in the Minnesota secondary.

• Raiders Running Backs Coach **Bernie Parmalee** (1999-00) spent his final NFL season as an RB for the Jets while Chiefs Defensive Coordinator **Bob Sutton** (2000-12) began his time in New York as the Jets' Linebackers Coach. Additionally, Sutton was with the Jets when Chiefs Assistant Linebackers Coach **Mark DeLeone** (2012) was a Defensive Assistant with the Jets, Raiders G **Austin Howard** (2011-13) played in New York alongside Kansas City LB **Josh Mauga** (2009-13) and DE **Mike DeVito** (2007-12).



- Chiefs QB **Alex Smith** (2005-12) was with the 49ers while Raiders Special Teams Coordinator **Brad Seely** (2011-14) was the Assistant Head Coach/ Special Teams Coordinator in San Francisco. Additionally, Smith and Raiders WR **Michael Crabtree** (2009-14) played for the 49ers together. From 2009-12, Smith completed 891 passes for 10,096 yards and 67 touchdowns. Oakland S **Taylor Mays** (2010) also played during Smith and Crabtree's time in San Francisco.

- Kansas City DB **Ron Parker** (2011) was with the Seattle Seahawks while Oakland Assistant Special Teams Coach **Tracy Smith** (2011) was a Coaching Assistant in Seattle.

- Kansas City FB/RB **Spencer Ware** (2013) played for the Seahawks when Oakland LB **Benson Mayowa** (2013) spent a single season in Seattle and LB **Malcolm Smith** (2011-14) played for the franchise.

- Chiefs Defensive Backs Coach **Emmitt Thomas** (2000-01) was the Defensive Coordinator of the Minnesota Vikings while Raiders Offensive Line Coach **Mike Tice** (1996-05) spent part of his Vikings' career as Offensive Line/Assistant Head Coach as well as Interim Head Coach in 2001. Later in his career, Tice (2010-12) was with the Bears as Offensive Line Coach and Offensive Coordinator his final season when Chiefs Special Teams Coordinator **Dave Toub** (2004-12) was leading the Chicago Special Teams unit.

- Oakland Assistant Defensive Backs Coach **Rod Woodson** (1987-96) began his Hall of Fame career with the Pittsburgh Steelers while Chiefs Assistant Head Coach/Wide Receivers **David Culley** (1996-98) was the Wide Receivers Coach.

- Raiders S **Nate Allen** (2010-14) and G **Austin Howard** (2010) played for Philadelphia when Chiefs Head Coach **Andy Reid** and multiple members of the Chiefs staff were a part of the Eagles from 1999 to 2012.

- Oakland LS **Jon Condo** (2005) played for the Cowboys when Chiefs Linebackers Coach **Gary Gibbs** (2002-05) served in the same role.

- Oakland T **Donald Penn** (2006) spent a single season in Minneapolis when Chiefs Running Backs Coach **Eric Bieniemy** (2006-10) served in the same role and Spread Game Analyst/Special Projects **Brad Childress** (2006-10) was the Head Coach of the Vikings.

#### College

- Raiders Defensive Line Coach **Jethro Franklin** (2010) and WR **Rod Streater** (2010-11) spent time at Temple while Chiefs Assistant Defensive Line Coach **Britt Reid** (2010-12) was a Student Assistant with the Owls.

- Oakland Running Backs Coach **Bernie Parmalee** spent the 2014 season at the University of Kansas as the Jayhawks' Quality Control-Offense/ Assistant Running Backs Coach.

- Chiefs OL **Zach Fulton** (2010-13) and Raiders TE **Mychal Rivera** (2010-12) played at Tennessee while Raiders Linebackers Coach **Sal Sunseri** (2012) was the Defensive Coordinator for the Volunteers.

- Oakland LB **Neiron Ball** (2012-14) played for the Gators alongside Chiefs DL **Jaye Howard** (2008-11) when the two were at the University of Florida.

- For a single season at Utah, Chiefs CB **Sean Smith** (2005-08) and Oakland OL **Tony Bergstrom** (2008-11) played together.

- When Chiefs DE **Allen Bailey** (2007-10) played in his last season for the Hurricanes, Raiders G **Jon Feliciano** (2010-14) and TE **Clive Walford** (2010-14) were true freshmen at Miami.

- Oakland LB **Ben Heeney** (2011-14) and CB **Dexter McDonald** both played for the Kansas Jayhawks during their collegiate careers.

- Chiefs CB **Jamell Fleming** (2007-11) spent a single season with Raiders LB **Curtis Lofton** (2005-07) when the two played for the Oklahoma Sooners. Raiders DT **Stacy McGee** (2009-12) also played for the Sooners when Fleming was in Norman.

- Chiefs LB **Dee Ford** (2009-13) and Oakland CB **Neiko Thorpe** (2008-11) were a part of the Auburn Tigers' defense together for several seasons.

#### Former Chiefs

- Raiders Head Coach **Jack Del Rio** (1987-88) spent two seasons as a Linebacker for the Chiefs. Del Rio started 17 games, recording 77 total tackles and 4.0 sacks.

- Oakland C **Rodney Hudson** (2011-14) saw action in 51 games with 35 starts during his time with the Chiefs.

- Raiders Running Backs Coach **Bernie Parmalee** (2010-12) was the Tight Ends Coach with the Chiefs for three seasons.

#### Former Raiders

- Chiefs DB **Ron Parker** played in three games for the Raiders during the 2011 season.

- Kansas City S **Tyvon Branch** (2008-14) was a fourth round pick and spent his entire career with Oakland before coming to the Chiefs prior to the 2015 season. Branch totaled 476 tackles and four interceptions during his seven seasons with the Raiders.

#### Hometown/Local

- Chiefs rookie CB **Marcus Peters** is an Oakland, Calif., native. Peters led McClymonds High School in Oakland to the school's first undefeated season and was named MVP of the Oakland Athletic League as a senior.

- Raiders General Manager **Reggie McKenzie**, Director of Player Personnel **Joey Clinkscapes** and Chiefs P **Dustin Colquitt** are all from Knoxville, Tenn.

- Oakland Strength and Conditioning Assistant **Wes Miller** is a native of St. Joseph, Mo.

- Chiefs CB **Sean Smith** and Raiders Defensive Backs Coach **Marcus Robertson** are both natives of Pasadena, Calif.

- Oakland CB **DJ Hayden**, Chiefs Linebackers Coach **Gary Gibbs** and DT **David King** are all natives of Houston, Texas.

- Raiders LB **Ben Heeney** attended Hutchinson High School in Hutchinson, Kan.

- Oakland CB **Dexter McDonald** is a native of Kansas City, Mo. McDonald played at Rockhurst High School.

- Chiefs Assistant Defensive Line Coach **Britt Reid** and Raiders FB **Jamize Olawale** were both born in San Francisco, Calif.

### TOP PERFORMERS VS. RAIDERS

#### QB Alex Smith

Comp.	Att.	Yards	TD	INT	Rating
100	169	1,307	14	1	108.8

- In six contests against the Raiders, Smith has thrown for 14 touchdowns with an average of 217.8 passing yards per game. Smith has played a major role in his offensive units scoring 182 points in those six contests. He is 5-1 all time when playing Oakland.

#### LB Derrick Johnson

- Johnson has 117 tackles (101 solo), 3.0 sacks for a loss of 15 yards, two interceptions, three quarterback hurries, nine tackles for loss, two forced fumbles, three fumble recoveries and eight passes defended in 17 contests against the Raiders.

#### P Dustin Colquitt

- Colquitt has punted 111 times in the 20 games that he has faced Oakland, with 51 landing inside of the 20. His 5,068 yards and 259 return yards in the series are good for a net average of 41.9 yards.

#### S Eric Berry

- In seven games, Berry has 39 tackles (34 solo), 3.0 sacks for a loss of 22 yards, two interceptions in a single game in 2013, four quarterback hurries, six tackles for loss and three passes defended.



# CHIEFS DEFENSIVE RANKINGS

Kansas City's defense has established itself as one of the National Football League's top units over the past few seasons. The team continues that trend in 2015. Below is a look at the categories the Chiefs rank inside the top 10 this season.

Category	NFL Rank	Value
Avg. Opp. Starting Position after Kickoff	9th	7.8 points
5 Minute Drives Allowed	T-3rd	10 drives
Opp. Passer Rating in Blitz Situations	5th	74.87 rating
Opp. Points on 1st Off. Possession	T-5th	13 points
Opp. Points on 1st Poss. of 2nd Half	T-4th	13 points
Goal-to-Go Takeaways	T-7th	1 takeaway
Miscellaneous Touchdowns Allowed	T-5th	1 touchdown
Offensive Points Allowed	T-9th	213 points
Opp. Avg. Starting Field Position	3rd	23.8 yard line
Opp. Avg. Starting Field Position Away	3rd	24.0 yard line
Opp. Avg. Starting Field Position Home	6th	23.6 yard line
Opp. Punt Returns of 20+ Yards	T-1st	0 returns
Opp. Red Zone 3rd Down Conversions	T-5th	31.6%
Opp. 3rd Down Conversions	3rd	32.9%
Opp. 3rd and 4th and 1 Conversion Pct.	1st	40.0%
Opp. 3rd and 1 Conversion Pct.	2nd	44.4%
Opp. 3rd and 4-6 Yards Pct.	9th	37.5%
Opp. 3rd and <4 Yards Pct.	1st	40.6%
Opp. 4th and 1 Conversion Pct.	T-2nd	33.3%
Opp. 4th and >6 Yards Pct.	T-1st	0.0%
Opp. 4th and <4 Yards Pct.	10th	44.4%
Opp. Avg. Yards to Go on 2nd Down	5th	8.35 yards
Opp. Completions of 20+ Yards	T-9th	35 completions
Opp. Yards After Catch vs. Air Yards	3rd	1,014 yards
Opp. Passing for 4+ Yards on 1st Down	9th	49.4%
Opp. Rushing Plays of 20+ Yards	T-6th	5 rushes
Opp. Rushing Plays of 50+ Yards	T-1st	0 rushes
Opp. Rushing for 4+ Yards on 1st Down	8th	38.2%
Opp. Scoring Outside the Red Zone	5th	52 points
Opp. Total Avg. Yards per Down	7th	5.23 yards
Opp. 10-Play Drives	T-8th	16 drives
Opp. Pct. of 1st Downs Gaining 4+ Yds	8th	44.2%
Opp. 1st Down Average Gain	5th	5.06 yards
Opp. 3rd Down Conversion Pct.	3rd	32.9%
Opp. 4th Down Conversion Pct.	6th	35.7%
Opp. Goal-to-Go Drives	T-8th	15 drives
Opp. Kickoff Touchback Pct.	7th	47.8%
Opp. Pass Rate on Atts. 21+ Air Yards	9th	68.6 rating
Opp. Plays of 20+ Yards	T-7th	40 plays
Opp. Plays of 20+ Yards (last 8 games)	T-6th	29 plays
Opp. Punt Return Avg.	6th	5.5 yards
Opp. Points on Drives of 4/Fewer Plays	7th	15 points
Opp. Red Zone Drives	T-9th	31 drives
Opp. Rushes and Completions	3rd	45.7 advances
Opp. Rushing Yards per Game	9th	95.9 yards
Opp. Rushes Gaining 4+ Yards	10th	40.9%
Opp. Total Points Scored	7th	220 points
Opp. Scoring Efficiency	7th	30.5%
Opp. Time of Possession	6th	28:44
Opp. Yards per Game	10th	335.4 yards
Opp. Yards per Play	7th	5.23 yards
Opp. Overall Passer Rating	4th	81.2 rating
Passing Defense on 1st Down	5th	80.1 rating
Points Allowed 1st Off. Poss.	T-5th	13 points
Points Allow 1st Off. Poss. of 2nd Half	T-4th	13 points
Points on Possessions After Turnovers	8th	22 points
Red Zone Takeaways	T-10th	2 takeaways
Sacks	T-5th	30 sacks
Opp. Drives Starting Inside Own 20	4th	38 drives
Successful Plays Allowed Pct.	6th	44.4%
Takeaway Points Scored	3rd	82 points
Takeaways	T-6th	20 takeaways
Total Points Allowed	7th	220 points
Total Points Allowed in Past 8 Games	1st	131 points

# CHIEFS OFFENSIVE RANKINGS

Kansas City's offense ranks in the top 10 in a number of categories so far in the 2015 season. Below is a snapshot of the categories the Chiefs rank inside the top 10.

Category	NFL Rank	Value
Avg. Yards on First Down	8th	5.92 yards
3rd and 4-6 Conversions	T-6th	52.8%
4th Down Conversions	T-2nd	66.7%
4th and +6 Yards Conversions	T-5th	50.0%
4th and <4 Conversions	T-5th	75.0%
Average Margin of Victory	1st	17.67 points
5 Minute Drives	T-8th	15 drives
Passer Rating in Blitz Situations	7th	101.11 rating
Avg. Starting Field Position	3rd	31.3 yard line
Avg. Starting Field Position Away	5th	31.8 yard line
Avg. Starting Field Position Home	5th	30.6 yard line
Giveaway Points Allowed	8th	29 points
Total Giveaways	T-1st	8 giveaways
Goal-to-Go Drives	T-3rd	23 drives
Goal-to-Go Touchdown Efficiency	T-6th	73.9%
Miscellaneous Touchdowns	T-9th	3 touchdowns
Offensive Points Scored	6th	266 points
Offensive Scoring Efficiency	4th	40.8%
Opp. INT Returns of 20+ Yards	T-1st	1 return
Opp. Takeaway Scoring Breakdown	T-1st	8 takeaways
Overall Passer Rating	10th	94.6 rating
Yards After Catch vs. Air Yards	5th	1,502 yards
Penalties Called Against	T-4th	69 penalties
Points on Possessions After Takeaways	4th	61 points
Points on Drives of 4 or Fewer Plays	1st	56 points
Red Zone Drives	T-3rd	43 drives
Non-Kneel Negative Yard Rushes	4th	19 rushes
Rushes of 10+ Yards	T-8th	36 rushes
Rushes of 20+ Yards	T-9th	8 rushes
Rushes of 50+ Yards	T-6th	1 rush
Avg. Rush Yards per Game	6th	124.3 yards
Rushing for 4+ Yards	4th	45.8%
Total Points Scored	T-5th	287 points
Scoring Differential	5th	+67 points
Time of Possession	6th	31:16
Total Points Scored	T-5th	26.1 per game
Total Points Scored in Past 8 Games	6th	208 points
Turnover Differential	2nd	+12
Two-Point Conversion Percentage	T-9th	50.0%

# POTENT OFFENSE

The Kansas City offense has played a big role in the club's five-game winning streak. Since Oct. 25, the Chiefs offense ranks first in the AFC and second in the NFL in points per game.

# NFL Leaders, Point Differential, Since Oct. 25

Rk.	Team	PPG
1.	Panthers	32.8
2.	Chiefs	32.0
3.	Cardinals	30.4
4.	Giants	29.6
5.	Patriots	27.3



## MISC. 2015 NOTES

### PICK CITY

The Chiefs defense has been a dominant part of the team's recent winning streak. Below is a ranking of the NFL leaders in interceptions, by team.

#### NFL Leaders, Interceptions, 2015 Team Rankings

Rk.	Team	INTs	TDs
1.	Panthers	18	4
2.	Cardinals	15	3
3t.	<b>Chiefs</b>	<b>14</b>	<b>2</b>
	Bengals	14	1
	Colts	14	3
	Giants	14	2

### PRECISION PASSING STREAK

Alex Smith has thrown just three interceptions this season, with his last interception coming in Week Three at Green Bay. Smith's 283 subsequent pass attempts without a pick ranks first in the NFL this season.

#### NFL Leaders (2015) Consecutive Pass Attempts Without an Interception

Rk.	QB	Att.	Time
1.	<b>Alex Smith</b>	<b>283</b>	<b>Sept. 28-Present</b>
2.	Tom Brady	176	Sept. 10-Oct. 18
3.	Eli Manning	142	Sept. 13-Oct. 4
4.	Colin Kaepernick	135	Oct. 4-Present
5.	Tom Brady	130	Oct. 18-Nov. 8

In addition to Smith ranking first in the NFL, his 283 consecutive pass attempts are the most in Chiefs history.

#### Chiefs Record Book Consecutive Pass Attempts Without an Interception

Rk.	QB	Att.	Year
1.	<b>Alex Smith</b>	<b>283</b>	<b>2015</b>
2.	Steve DeBerg	233	1990
3.	Rich Gannon	202	1997-98
4.	Matt Cassel	162	2010
5.	Tyler Thigpen	161	2008
6.	Trent Green	159	2005



### YARDS AFTER CATCH

Kansas City ranks third in the AFC and sixth in the NFL for most yards after catch with 1,586.

#### AFC Leaders - Yards After Catch

Rk.	Team	YAC
1.	Chargers	2,001
2.	Patriots	1,788
3.	<b>Chiefs</b>	<b>1,586</b>
4.	Dolphins	1,506
5.	Ravens	1,490

### NO TURNOVERS IN CONSECUTIVE GAMES

The Chiefs offense has not turned the ball over in the current five-game win-streak, the longest stretch in franchise history. Only two other times in NFL history (since 1933 when turnovers started being tracked) has a team gone five-consecutive games without a turnover in a single season.

#### Chiefs Record Book, Most Consecutive Regular Season Games, No Turnovers, Same Season

Rk.	Streak	Date
1.	<b>5</b>	<b>Oct. 25, 2015-current</b>
2t.	3	Sept 8, 2013-Sept 19, 2013
		Oct. 17, 2010-Oct. 31, 2010
		Nov. 5, 2006-Nov. 19, 2006
		Dec. 7, 1997-Dec. 21-1997
		Nov. 11, 1990-Nov. 25, 1990
7t.	2	17 times, last Oct. 27, 2013-Nov. 3, 2013

### COLQUITT PINS THE OPPOSITION

Punter Dustin Colquitt holds the top ranking in NFL history for percentage of punts inside the 20 per attempt since 1976 with 39.4%. The below list is a breakdown of players with at least 850 punts since 1976.

#### Punts Inside the 20 per Attempt Percentage Since 1976

Rk.	Player	Punts	In 20	Pct.
1.	<b>Dustin Colquitt</b>	<b>866</b>	<b>341</b>	<b>39.4</b>
2.	Craig Hentrich	1,150	399	34.7
3.	Donnie Jones	953	314	32.9
4t.	Dave Zastudil	869	285	32.8
	Brad Maynard	1,339	439	32.8

#### Active NFL Leaders, Punts Inside the 20, All-Time

Rk.	Player	In 20	Years
1.	Shane Lechler	400	2000-15
2.	<b>Dustin Colquitt</b>	<b>341</b>	<b>2005-15</b>
3.	Andy Lee	320	2004-15
4.	Donnie Jones	314	2004-15
5.	Mike Scifres	287	2003-15



### STOUT DEFENSE

The Chiefs defense has been one of the best units recently in the NFL in 2015. Below is a breakdown of the leaders in opponent yards per game through Week 12.

#### NFL Team Leaders, Opponent Yards Per Game Oct. 25-Nov. 29

Rk.	Team	Total YPG
1.	<b>Chiefs</b>	<b>290.4</b>
2.	Broncos	291.2
3.	Panthers	291.3
4t.	Falcons	301.0
	Texans	301.0



## JEREMY MACLIN UNDER COACH REID

Andy Reid drafted Jeremy Maclin in the first round of the 2009 NFL Draft and Maclin excelled under Reid's tutelage. Below is a breakdown of Maclin's year-by-year performances under Coach Reid.

Year	Rec.	Yds.	Avg.	TD
2009	56	773	13.8	4
2010	70	964	13.8	10
2011	63	859	13.6	5
2012	69	857	12.4	7
2015	57	772	13.5	3
<b>Totals</b>	<b>315</b>	<b>4,225</b>	<b>13.4</b>	<b>29</b>

## KELCE PRODUCES

From 2014 to 2015, Travis Kelce ranks among the top four in yardage and owns the number one ranking in yards after catch for tight ends in the NFL.

### NFL Leaders, TE Receiving Yards 2014-2015

Name	Yards	Team
1. Rob Gronkowski	2,055	New England
2. Greg Olsen	1,796	Carolina
3. Delanie Walker	1,598	Tennessee
<b>4. Travis Kelce</b>	<b>1,551</b>	<b>Kansas City</b>
5. Jimmy Graham	1,494	Seattle/New Orleans

### NFL Leaders, TE YAC 2014-2015

Name	YAC	Team
<b>1. Travis Kelce</b>	<b>928</b>	<b>Kansas City</b>
2. Rob Gronkowski	926	New England
3. Martellus Bennett	683	Chicago
4. Greg Olsen	636	Carolina
5. Delanie Walker	625	Tennessee

## CHIEFS GLOBAL TIES

The 2015 Chiefs team has several global ties, including five internationally born players. Chiefs **LB Tamba Hali** hails from Monrovia, Liberia. He moved to Teaneck, N.J. at the age of 10. Second-year **G Laurent Duvernay-Tardif** is from Hilaire, Quebec, where he attended McGill University and became just the second player out of McGill to be drafted into the NFL. A native of Sao Paulo, Brazil, **K Cairo Santos** joined the team as a CFA in 2014. He attended St. Joseph's Academy in Miami, Fla., as a foreign exchange student where he learned to play American football. Rookie DL Rakeem Nunez-Roches was drafted by the Chiefs in the sixth round (217th overall) of the 2015 NFL Draft. Nunez-Roches was born in Dangriga, Belize, and moved to the U.S. at the age of eight. Rookie **WR Chris Conley**, was born in Adana, Turkey, while his father was stationed there with the Air Force. **Assistant Special Teams Coach Brock Olivo** spent three years abroad coaching in Italy. Olivo held various coaching roles for the Italian National Football Team. He was also the head coach, offensive coordinator and special teams coordinator of the S.S. Lazio Marines, a Serie A1 team, which competes in Italy's IFL, the country's highest level of American football.



## TURNOVER DIFFERENTIAL

The Chiefs defense has proven to be one of the best in the league. To date, the club has forced 20 opponent turnovers on defense and special teams. Below is a breakdown of the NFL leaders in turnover differential.

### 2015 NFL Team Leaders, Turnover Differential

Rk.	Team	TO Diff.
1.	Panthers	+16
<b>2. Chiefs</b>		<b>+12</b>
3.	Giants	+10
4t.	Three teams	+6

## FIELD POSITION

Kansas City's special teams continues to be a strong point in the club's recent success. In the 2015 season, the Chiefs rank third in average opponent beginning field position.

### 2015 NFL Avg. Opponent Field Position, Leaders

Rk.	Team	Avg. Allowed
1.	Patriots	22.5
2.	Bengals	23.2
<b>3. Chiefs</b>		<b>23.8</b>
4.	Seahawks	24.1
5.	Giants	24.3

## PUNT COVERAGE

Kansas City's punt coverage unit is allowing an average of just 5.5 yards per punt return to rank third in the AFC and sixth in the NFL.

### 2015 AFC Opponent Punt Return Avg. Leaders

Rk.	Team	Avg. Allowed
1t.	Ravens	5.4
	Patriots	5.4
<b>3. Chiefs</b>		<b>5.5</b>
4.	Raiders	5.6
5.	Broncos	7.6

## SUPER BOWL REMATCHES IN 2015

This year the Chiefs face both the Green Bay Packers and Minnesota Vikings in Super Bowl rematches, played during the regular season. As part of the league's 50th Super Bowl celebration the NFL has scheduled several Super Bowl rematches listed below:

Wk.	Date	Net.	Teams & Super Bowl Meeting
1	Sept. 13	CBS	Miami at Washington, VII, XVII
2	Sept. 21	ESPN	New York Jets at Indianapolis, III
3	Sept. 27	CBS	Pittsburgh at St. Louis, XIV
<b>3</b>	<b>Sept. 28</b>	<b>ESPN</b>	<b>Kansas City at Green Bay, I</b>
4	Oct. 4	FOX	New York Giants at Buffalo, XXV
6	Oct. 18	CBS	Baltimore at San Francisco, XLVII
6	Oct. 18	FOX	Arizona at Pittsburgh, XLIII
<b>6</b>	<b>Oct. 18</b>	<b>CBS</b>	<b>Kansas City at Minnesota, IV</b>
7	Oct. 25	FOX	New Orleans at Indianapolis, XLIV
8	Nov. 1	NBC	Green Bay at Denver, XXXII
10	Nov. 15	FOX	Minnesota at Oakland, XI
10	Nov. 15	CBS	New England at New York Giants, XLII, XLVI
11	Nov. 22	FOX	Dallas at Miami, VI
12	Nov. 29	CBS	Pittsburgh at Seattle, XL
13	Dec. 6	FOX	Philadelphia at New England, XXXIX
15	Dec. 20	CBS	Buffalo at Washington, XXVI
15	Dec. 20	FOX	Green Bay at Oakland, II
15	Dec. 20	NBC	Cincinnati at San Francisco, XVI, XXIII
16	Dec. 27	FOX	Dallas at Buffalo, XXVII, XXVIII

**EXTENDING THE WIN STREAK:** QB Alex Smith has three separate streaks of five or more consecutive wins as a starter in his Chiefs career, trailing only Pro Football Hall of Famer Len Dawson's franchise record of four streaks of five or more wins as a starter.



#### CHIEFS RECORD BOOK

##### STREAKS OF 5 OR MORE WINS AS STARTER, CAREER

Rk.	QB	Streaks	Years
1.	Len Dawson	4	1966-67, 1968, 1968-69, 1971
2.	<b>Alex Smith</b>	<b>3</b>	<b>2013, 2014, 2015</b>
3.	Steve Bono	1	1995
4.	Trent Green	1	2003
5.	Bill Kenney	1	1984-85

Head Coach Andy Reid now has three separate streaks of five or more consecutive victories in his Chiefs coaching career, placing him in second place in franchise history behind Pro Football Hall of Fame Coach Hank Stram, who has six such streaks. He joins Stram and Marty Schottenheimer as the only two Chiefs coaches to have multiple five or more game win streaks in team history.

#### CHIEFS RECORD BOOK

##### STREAKS OF 5 OR MORE WINS AS A COACH, CAREER

Rk.	Coach	Streaks	Years
1t.	Hank Stram	6	1961-62, 1966-67, 1968, 1968-69, 1969, 1971
2.	<b>Andy Reid</b>	<b>3</b>	<b>2013, 2014, 2015</b>
3.	M.Schottenheimer	2	1995, 1997
4.	Dick Vermeil	1	2003

With Sunday's victory, the Chiefs push their active win streak to five consecutive games. In franchise history, the club has had a streak of five or more wins 13 different times, the most recent coming in the form of a five-game win streak in 2014. A five or more game win streak has only happened three other times since 2000 (2003, 2013 and 2014).

#### CHIEFS RECORD BOOK

##### MOST CONSECUTIVE GAMES WON

Rk.	Games	Seasons
1.	9	2003, 2013
2.	7	1968-69, 1969, 1995
3.	6	1968, 1997
4.	<b>5</b>	<b>1961-62, 196-67, 1971, 1984-85, 2014, 2015</b>

**SMITH'S STREAK MARKS FRANCHISE BEST:** QB Alex Smith finished the game completing 19 of his 30 passes for 255 yards with two TDs, good for a 112.5 QB rating. Smith extended his streak to 283 consecutive passes without throwing an interception, the longest such streak by a QB in franchise history and fourth-longest streak in NFL history. Smith has thrown nine TDs in that stretch. His streak is the longest active streak in the NFL this season.

#### CHIEFS RECORD BOOK

##### MOST CONSECUTIVE PASSES, NONE INTERCEPTED

1.	<b>283</b>	<b>Alex Smith</b>	<b>2015</b>
2.	233	Steve DeBerg	1990
3.	202	Rich Gannon	1997-98
4.	162	Matt Cassel	2010
5.	161	Tyler Thigpen	2008

#### NFL RECORD BOOK

##### MOST CONSECUTIVE PASSES ATTEMPTED, NONE INTERCEPTED

1.	358	Tom Brady	New England	2010-11
2.	308	Bernie Kosar	Cleveland	1990-91
3.	294	Bart Starr	Green Bay	1964-65
4.	<b>283</b>	<b>Alex Smith</b>	<b>Kansas City</b>	<b>2015</b>
5.	279	Jeff George	Colts/Falcons	1993-94

Sunday marked Smith's fourth 100.0+ passer rating game of the season and the 24th time in his career he has logged a 100.0 or better rating as a starter in the regular season with 20 or more pass attempts. He is 4-0 this season and 23-1 for his career in such contests.

**GAMES WITHOUT AN INTERCEPTION:** The Chiefs have not thrown an interception in eight straight games, tying for the longest stretch of games without throwing an interception in franchise history. The team had two other eight-game streaks with no interceptions, the last time spanning the 1997 and 1998 seasons. Of the four longest streaks of consecutive games without an interception in franchise history, QB Alex Smith has been a contributor in two.

#### CHIEFS RECORD BOOK

##### MOST CONSECUTIVE GAMES, NO INTERCEPTIONS THROWN, TEAM

Rk.	Games	Streak
1t.	8	Dec. 7, 1997 – Oct. 4, 1998 Oct. 14, 1990 – Dec. 9, 1990 <b>Oct. 4, 2015 – present</b>
4.	6	Oct. 19, 2014 – Nov. 20, 2014
5t.	5	Nov. 14, 2010 – Dec. 12, 2010 Oct. 22, 2006 – Nov. 19, 2006

**NO TURNOVERS:** The Chiefs offense has not turned the ball over in the current five-game win-streak, the longest stretch in franchise history. Only two other times in NFL history (since 1933 when turnovers started being tracked) has a team gone five-consecutive games without a turnover in a single season. The 2015 Chiefs join the 2011 San Francisco 49ers (five games) and the 2010 New England Patriots (seven games) as the only three teams to accomplish the feat. Chiefs QB Alex Smith was leading San Francisco's offense in 2011 when the 49ers went 4-1 over those five contests.





## CHIEFS RECORD BOOK

### MOST CONSECUTIVE REGULAR SEASON GAMES, NO TURNOVERS, SAME SEASON

Rk.	Games	Streak
1.	5	Oct. 25, 2015 – current
2.	3	Sept. 8, 2013 – Sept. 19, 2013 Oct. 17, 2010 – Oct. 31, 2010 Nov. 5, 2006 – Nov. 19, 2006 Dec. 7, 1997 – Dec. 21, 1997 Nov. 11, 1990 – Nov. 25, 1990
7.	2	17 times, last Oct. 27, 2013 – Nov. 3, 2013

## NFL RECORD BOOK

### MOST CONSECUTIVE REGULAR SEASON GAMES, NO TURNOVERS, SAME SEASON

Rk.	Games	Streak
1.	7	New England Patriots 2010
2.	5	Kansas City Chiefs 2015
		San Francisco 49ers 2011

**TURNOVER DIFFERENTIAL:** The Chiefs forced two fumbles in Sunday's game, extending their turnover differential to +12. The Chiefs currently rank second in the NFL trailing the Carolina Panthers (+16).

**SECOND HALF DEFENSE:** The Bills had just 119 total yards of offense in the second half, while WR Sammy Watkins did not catch a pass in the second half of the game. He finished the game with 158 yards on six catches, all coming in the first two quarters of play.

**POE & HOWARD COMBINE TO FORCE BILLS FIRST TURNOVER:** DT Dontari Poe forced a fumble by RB LeSean McCoy, which is the first forced fumble in Poe's career. DL Jaye Howard secured the fumble recovery, giving him his second fumble recovery this season. His first was vs. Pittsburgh (10/25) at Arrowhead Stadium. Howard added two solo tackles on the day.

**POE RECOVERS FUMBLE:** In the third quarter, Poe found himself on the other end of a fumble situation as he secured a fumble forced by LB Tamba Hali. This marks his first-career fumble recovery. Poe added two solo tackles on the day.

**WARE RUNS IN CHIEFS FIRST TD:** FB/RB Spencer Ware finished the day with a career-high 19 carries for a career-high 114 yards, as well as his first career 100-plus yard rushing performance. Ware scored the Chiefs first TD of the day on a three-yard rush, giving him four touchdowns this season to tie RB Jamaal Charles and TE Travis Kelce for the team lead.



**MULTIPLE 100-YARD RUSHERS:** Ware is the third player for the Chiefs to rush for 100 or more yards this season. RB Charcandrick West rushed for 110 yards vs. Pittsburgh (10/25) and RB Jamaal Charles had 125 vs. Denver (9/17). All three running back's 100+ yard games came at home. The last time the Chiefs accomplished this feat was in 2004 when Priest Holmes, Larry Johnson and Derrick Blaylock each recorded at least one 100-yard rushing game. The last time any NFL team accomplished the feat was in 2013, when four teams did it: Green Bay, New England, Oakland and Tampa Bay.

**MACLIN SCORES ON 41-YARD RECEPTION:** WR Jeremy Maclin caught a 41-yard pass from QB Alex Smith in the second quarter. Maclin finished the day with nine catches for a 160 yards and one TD. Sunday marks Maclin's 17th career game with 100 or more receiving yards and his third with the Chiefs. His 160 yards are the third-best total in his career and highest since joining the Chiefs.



**KELCE HAULS IN TD PASS TO OPEN SECOND HALF:** TE Travis Kelce hauled in a 15-yard TD pass from QB Alex Smith on the opening drive of the second half, giving the Chiefs a 21-16 lead. The TD marks Kelce's ninth career score and fourth of the season, which leads all Chiefs receivers in 2015. Kelce finished the day with four catches for 69 yards and one TD.

**HALI CONTINUES MOVING UP THE TOP 50 OF ALL TIME:** LB Tamba Hali had a sack-strip of QB Tyrod Taylor for a loss of eight yards. Hali now owns 86.0 career sacks to rank tied for 47th in NFL history (T-47th with LB Willie McGinest). Among active players, Hali ranks 10th in total sacks. Hali needs just one sack to pass DE Neil Smith for second in Chiefs history for most sacks in a career. This marks his second forced fumble this season and the 32nd of his career, which ranks second in Chiefs history.

## NFL LEADERS

### SACKS, ACTIVE PLAYERS

1.	136.0	Jared Allen
2.	133.5	DeMarcus Ware
3.	131.5	Julius Peppers
4.	115.0	Robert Mathis
5.	114.5	Dwight Freeney
6.	106.5	Terrell Suggs
7.	94.5	Elvis Dumervil
8.	94.0	Mario Williams
9.	86.5	Trent Cole
10.	86.0	Tamba Hali

## CHIEFS RECORD BOOK

### MOST SACKS, CAREER

1.	126.5	Derrick Thomas	1989-99
2.	86.5	Neil Smith	1988-96
3.	86.0	Tamba Hali	2006-15
4.	73.0	Art Still	1978-87
5.	56.0	Justin Houston	2011-15

## CHIEFS RECORD BOOK

### MOST OPPONENTS FUMBLES FORCED, CAREER

1.	45	Derrick Thomas	1989-99
2.	32	Tamba Hali	2006-15
3.	29	Neil Smith	1988-96
4.	19	Derrick Johnson	2005-15
5.	13	Kevin Ross	1984-93, '97
		Jared Allen	2004-07

**ZOMBO STOPS TWO POINT CONVERSION:** LB Frank Zombo sacked QB Tyrod Taylor on a 2-point conversion attempt in the third quarter.

**DAVIS SOLID IN RETURN GAME:** RB Nile Davis had four kickoff returns for 106 yards. He ties his season-high with four returns and sets a season-high with 106 yards.

**DJ CONTINUES TO LEAD DEFENSE:** LB Derrick Johnson had nine tackles (seven solo) to tie LB Josh Mauga for the team lead Sunday. This is the seventh game this season Johnson has led or tied a teammate for the team lead in tackles. He now has a Chiefs all-time record 1,053 tackles in his career.

**HE'S BACK!**



On Nov. 24, 2014, a cancerous mass was found inside the chest of Chiefs safety Eric Berry. Shortly after, he was diagnosed with Hodgkin's Lymphoma at the age of 25. On July 28, 2015, only 247 days later, he reported to Chiefs training camp cancer-free and was on the practice field day one. Here is what Eric had to say about his journey:

- "I would first like to start off by saying thank God. I'm truly blessed to come out of this situation, truly blessed to have such a wonderful supporting cast. My support system just took care of me, starting off with my parents, my friends, family and everybody. From my coaching staff, the whole Chiefs Kingdom, Vol Nation, my home back in Atlanta – Fairburn, Georgia. I mean it has just been great. This experience has been a roller coaster, but I wouldn't change it for the world."

- "You can't look too far ahead because I did that in the beginning and I ended up crying to my dad about thirty minutes at breakfast because it was a long road. It was tough. It was a battle every day. I mean it came to a point where I had to set goals to just get out of bed."

- "Whatever you learn in football it carries right over to life and it is vice-versa, so the things that you learn in life you carry onto the football field. So I just tried to use all those experiences and everything that I have gone through in the past on and off the field and all of my experiences, I just tried to use it to get through this."

- "I felt like the whole NFL family came together. And that did a lot for me. Just to see them get together for a good cause and just to motivate me and show that they were thinking about me before big games and things like that. It meant a lot."

- From Eric Berry's father, James Berry: "We got back together and it was like the old father-son bond that we used to have when he was staying at home," James explained. "We got to watch TV together and we got to go to the store together. We got to stay up late and eat snacks together, and just talk about father-son type of stuff. It's crazy because we like the same type of movies and shows. To me, that time was a defining moment—that he'll always be your little boy. You'll always be there for him and you'll always be his father."

- "I'm a lot more wise. I analyze things before I just go into them and the list is so long. Overall, I'm more wise and I understand and embrace the process. Everything is a process. It doesn't happen over night. Everything is preparation – don't overlook anything. Coach (Andy Reid) always talks about eliminating distractions and I would like to thank you guys for respecting me not wanting to do interviews or doing things like that, but I wanted to eliminate the distractions and focus on what I needed to focus on. **Fear nothing, attack everything.** That's how I kind of did the things."

- On returning to Arrowhead: "All those emotions and things that come along with the game, you get it just riding through the parking lot. You have to be a Kansas City Chief to understand how that feels. Like I said, everyone is grilling out, having a good time. The kids are out there with jerseys on throwing the football. But every time you come through it's like they know when the players come and they stop and they wave and they just give so many words of encouragement on the way to the stadium, it's almost like a pre-game pep talk. So just seeing those guys out there does a lot for me emotionally."

**BERRY TIMELINE**

<b>Nov. 20, 2014</b>	Chiefs at Raiders, Berry collides with Husain Abdullah on field, first notices chest pain.
<b>Nov. 24, 2014</b>	Club announces mass discovered in Berry's chest. Shortly after, Berry is diagnosed with Hodgkin's Lymphoma.
<b>Nov. 24, 2014</b>	Placed on IR/NFI.
<b>Dec. 10, 2014</b>	First chemotherapy treatment.
<b>May 13, 2015</b>	Final of six rounds of chemotherapy.
<b>June 22, 2015</b>	Declared cancer-free.
<b>July 27, 2015</b>	Head Athletic Trainer Rick Burkholder tested Berry with on-field drills.
<b>July 28, 2015</b>	Strength training with Burkholder.
<b>July 28, 2015</b>	Cleared to practice.
<b>July 29, 2015</b>	Returned to practice field for first practice of training camp.
<b>Aug. 15, 2015</b>	First game back, away at Arizona
<b>Sept. 13, 2015</b>	First regular season game back on the field.
<b>Sept. 17, 2015</b>	Return to Arrowhead for TNF as Starter.



**HIS IMPACT AROUND THE LEAGUE**

**Seahawks QB Russell Wilson, Twitter**

What a blessing to hear Eric Berry is back playing! Great thing for him & us players to have him back out on the field in the @NFL

**Cardinals Head Coach Bruce Arians, Twitter**

So happy to hear Eric Berry is back and cleared for practice. All the best. #BerryStrong

**Pro Football Hall of Famer and Former Giants DE Michael Strahan, Good Morning America**

"I may play for the Giants, but I got to say, I root for the Kansas City Chiefs. I am rooting for Eric Berry – really amazing story."

**Former Tennessee Teammate and Friend Inky Johnson, Twitter**

My bro is BACK. All GLORY to GOD! Cancer didn't stand a chance! #BerryStrong

**Denver Broncos DE DeMarcus Ware, Twitter**

Great news, been praying for u bro @stuntman1429 #BerryStrong

**Colts CB Vontae Davis, Twitter**

Welcome back @Stuntman1429! Amazing story of determination. #BerryStrong #Perseverance



**THE QUICK STORY OF THE 2014 CHIEFS**

- The Chiefs tallied a 9-7 record in 2014. The club was in the playoff hunt until the final week of the regular season.
- With 11 wins in 2013 and nine in 2014, Coach Reid's 20 wins are more than any other head coach in franchise history in his first two years in KC.
- In QB Alex Smith's first two years in KC, he won more games (18) than Joe Montana (17), Len Dawson (16) and Trent Green (14) did in their first two seasons with the club.
- RB Jamaal Charles broke the franchise's career rushing yardage record vs. San Diego in Week 7 last year, passing former RB Priest Holmes.
- LB Justin Houston recorded 22.0 sacks, breaking the late Derrick Thomas' record of 20.0 sacks in 1990. He was 0.5 sacks shy of the NFL record.
- The Chiefs had four Pro Bowl players, RB Jamaal Charles, DT Dontari Poe and LBs Justin Houston and Tamba Hali.
- The Chiefs defeated both Super Bowl participants in the regular season last year. KC beat New England 41-14 at home in Week 4 and Seattle 24-20 in Week 11.
- After starting 0-2, the Chiefs rallied and won seven of their next eight contests in 2014. KC won six of its eight home games.
- The Chiefs defense didn't allow a 300-yard passer all season, facing some of the game's greatest QBs including Peyton Manning, Tom Brady, Russell Wilson, Ben Roethlisberger and Philip Rivers. The defense didn't allow a completion over 48 yards all year long and only four rushing TDs.
- Chiefs safety Eric Berry was diagnosed with Hodgkin's Lymphoma following the Raiders game on Nov. 20. Berry was deemed cancer free on June 22, 2015, only eight months later.
- TE Travis Kelce returned from injury in 2014 and had a breakout year. He led the team in receptions (67), receiving yards (862) and touchdowns (5).
- QB Alex Smith threw for over 3,000 yards for the third time in his career. He had 18 TD passes and only six interceptions. He had a 65.3 completion percentage, the highest of his career.

**JUSTIN HOUSTON SIGNS LONG-TERM DEAL**

On July 15, the final day for franchise players to sign a long-term contract with their club, the Chiefs and Justin Houston agreed on a long-term contract. Here is what Chiefs GM John Dorsey had to say:

"We were able to reach an agreement with Justin and his agent, Joel Segal, to keep him here in Kansas City for the foreseeable future. He's one of the top players in the National Football League and a premier pass rusher. As we've said from the beginning, Justin the football player, and the person, is someone we wanted to be a part of our organization. We are very happy that he will remain a member of the Chiefs."



**CHIEFS ADD WR JEREMY MACLIN**

On March 11, 2015, the Chiefs announced the club had signed free agent wide receiver Jeremy Maclin. He played four years under Chiefs Head Coach Andy Reid in Philadelphia from 2009-12.

Maclin has played in 85 games (83 starts) in six NFL seasons. His career numbers include 400 receptions for 5,543 yards (13.9 avg.) with 39 touchdowns. Maclin's most productive season came in 2014 as he earned a trip to the Pro Bowl after tallying 85 catches for 1,318 yards (15.5 avg.) with 10 touchdowns. He has had over 50 receptions in each of his six active seasons. Maclin also occasionally served as a returner for the Eagles and Chiefs, adding 17 punt returns for 114 yards (6.7 avg.) and eight kickoff returns for 146 yards (18.3 avg.). Maclin originally entered the NFL as a first-round draft pick (19th overall) of the Eagles in the 2009 NFL Draft.



**BEN GRUBBS ACQUIRED VIA TRADE**

The Kansas City Chiefs acquired guard Ben Grubbs from the New Orleans Saints via trade for an undisclosed draft pick on March 13. Here is what Chiefs GM John Dorsey had to say about the pickup:

"We acquired a very good football player via trade with the New Orleans Saints today. Ben is a talented veteran that has played a key role on a number of productive NFL offenses. He's smart, physical, and we believe he will be a good addition to our offensive line."

**JOHNSON & DEVITO RETURN**

Chiefs linebacker Derrick Johnson and defensive lineman Mike DeVito suffered season-ending Achilles injuries in Week One of the 2014 regular season. The injuries occurred eight plays apart. Both are healthy and returning for the 2015 season.

Johnson and DeVito spent all of last season rehabbing together and sharing a similar journey. Below is what each had to say about going through the process together:

"Every time we walk by each other, we're giving each other high fives, man," said Johnson, an inside linebacker who turns 33 in November. "It's been a long road for us. We've been talking about this day since we got hurt."

"Mike DeVito was a guy I depended on a lot, even before the injury," Johnson said. "He's the guy that kept the big guys off of me. To have a guy of that caliber to actually be in and out of rehab with me every single day ... I got even closer with him."

"(Rehab) became our battle — football was over and now it was about getting back," DeVito said. "To do that by yourself ... I heard you guys talking to DJ about retirement. I think I would have considered retirement if I would have had to go through that by myself."

"We were brothers before, but we really built that bond even more so. You don't really know the person you're with when you face adversity with them, so it was awesome. I don't know if I would have made it to this point right now if it wasn't for working with DJ."

## NOTE HIGHLIGHTS: THE CHIEFS IN A NUTSHELL



### NEW ERA BRINGS BIG TURNAROUND

The Chiefs won two games in 2012, but the Andy Reid and John Dorsey era has quickly turned things around in Kansas City. Winning seasons in 2013 and 2014 gave the Chiefs 20 total wins over the last two seasons. Since 1984, that is the third-best turnaround in back-to-back seasons following a two-win or less season total. Only Indianapolis (2011-13) and the New York Jets (1996-98) have more wins in their next two seasons following a two-win total or less.

Rk.	Team	Win Total	Following Two Seasons
1.	Colts (2011-13)	2 (2011)	22 (2012-13)
2.	Jets (1996-98)	1 (1996)	21 (1997-98)
3.	<b>Chiefs (2012-14)</b>	<b>2 (2012)</b>	<b>20 (2013-14)</b>
4t.	Dolphins (2007-09)	1 (2007)	18 (2008-09)
	Panthers (2001-03)	1 (2001)	18 (2002-03)
	Cowboys (1989-91)	1 (1989)	18 (1990-91)

### CONSISTENCY AMONG COACHING STAFF

In a league filled with offseason changes and movements, the Kansas City Chiefs coaching staff has remained together, for the most part, in Head Coach Andy Reid's first three seasons. In fact, the club has only lost one coach since Reid's arrival (Assistant Special Teams Coach Kevin O'Dea left for a special teams coordinator position with the Buccaneers after 2013). Below is a look at how rare keeping consistency among the coaching staff is these days.

Rk.	Team	Lost '14 offseason	Lost '15 offseason	Total Lost
1t.	<b>Chiefs</b>	<b>1</b>	<b>0</b>	<b>1</b>
	Colts	0	1	1
3t.	Bengals	3	0	3
	Rams	2	1	3
5t.	Five tied	--	--	4

### HE WINS AT HOME AND ON THE ROAD

No matter where his team is playing, home or away, Chiefs Head Coach Andy Reid is consistent. Through 17 seasons and 267 games, Coach Reid has a nearly identical record on the road as he does at home.

Home Record	Road Record	Total
79-54 (.594)	77-56-1 (.578)	156-110-1 (.586)

### CHARLES PERFORMS CONSISTENTLY

Chiefs RB Jamaal Charles has recorded 5.0 or more yards per carry in five of his seven NFL seasons (2009-10, 2012-14). He is only the fourth running back in NFL history to achieve this. The other three players to record five seasons recording a 5.0 rushing average are all retired players and members of the Pro Football Hall of Fame.

#### NFL RECORD BOOK: SEASONS WITH 5.0+ YARDS PER CARRY

Rk.	Player	Seasons w/ 5.0+ ypc
1t.	<b>Jamaal Charles (2008-15)*</b>	<b>5</b>
	Jim Brown (1957-65)	5
	Joe Perry (1950-63)	5
	Barry Sanders (1989-98)	5
5t.	DeAngelo Williams (2006-15)*	4
	James Brooks (1981-92)	4

\* Active Players

### ALEX SMITH AMONG THE NFL'S ELITE

Chiefs quarterback Alex Smith ranks among the most elite quarterbacks in the NFL in touchdown to interception ratio over the last three seasons (2013-15).

Rk.	Player	TD	INT	TD/INT
1.	Aaron Rodgers	79	15	5.27
2.	Tom Brady	86	24	3.58
3.	<b>Alex Smith</b>	<b>53</b>	<b>16</b>	<b>3.31</b>
4.	Russell Wilson	64	23	2.78
5.	Tony Romo	70	26	2.69

### CHARLES' YARDS PER CARRY BEST IN HISTORY

Chiefs running back Jamaal Charles currently holds the NFL all-time record for yards per carry average. At 5.47 yards per attempt, Charles tops some of the game's greatest names in that category.

Rk.	Player	Att.	Yds.	Avg.
1.	<b>Jamaal Charles</b>	<b>1,320</b>	<b>7,220</b>	<b>5.47</b>
2.	Jim Brown	2,359	12,312	5.22
3.	Mercury Morris	804	4,133	5.14
4.	Gale Sayers	991	4,956	5.00
5.	Barry Sanders	3,062	15,269	4.99

### HOUSTON WE HAVE A PROBLEM

Chiefs linebacker Justin Houston broke the club's single-season franchise sack record in 2014 with 22.0 sacks. He was only 0.5 sack shy of the NFL's all-time record. Over the last five seasons (2011-15), he ranks tied for second in the NFL in sacks.

Rk.	Player	Team	Games	Sacks
1.	J.J. Watt	HOU	75	70.5
2t.	<b>Justin Houston</b>	<b>KC</b>	<b>70</b>	<b>56.0</b>
	Von Miller	DEN	67	56.0
4.	DeMarcus Ware	DAL/DEN	68	53.5
5.	Jared Allen	MIN/CHI/CAR	73	53.0

### QUALITY SPECIAL TEAMS PLAY

Over the past three seasons (2013-15) under Special Teams Coordinator Dave Toub, the Chiefs special teams units have performed consistently. In fact, over the three-year span, the club leads the league in kick return average and is third in punt return average. The Chiefs have a combined six return touchdowns the last three seasons, which also is a league best.

Rk.	Team	KR	Yds.	Avg.	TDs
1.	<b>Kansas City</b>	<b>120</b>	<b>3,357</b>	<b>28.0</b>	<b>3</b>
2.	Baltimore	101	2,727	27.0	2
3.	Detroit	89	2,309	25.9	1
4.	Indianapolis	111	2,825	25.5	0
5.	Cincinnati	109	2,741	25.1	0

Rk.	Team	PR	Yds.	Avg.	TDs
1.	Baltimore	98	1,217	12.4	2
2.	Minnesota	76	897	11.8	2
3.	<b>Kansas City</b>	<b>140</b>	<b>1,540</b>	<b>11.0</b>	<b>3</b>
4.	Tampa Bay	71	764	10.8	0
5.	New England	109	1,159	10.6	1

Rk.	Team	PR TDs	KR TDs	Tot TDs
1.	<b>Kansas City</b>	<b>3</b>	<b>3</b>	<b>6</b>
2t.	Philadelphia	3	2	5
	Minnesota	2	3	5
4t.	St. Louis	4	0	4
	Baltimore	2	2	4





## 2015 DRAFT ADDITIONS

**CB Marcus Peters** was selected by Kansas City with the 18th overall pick in the 2015 NFL Draft. The former Washington Husky recorded 11 interceptions, returning one for a touchdown, over his three-year playing career. Peters opened his NFL career intercepting the first pass he saw and followed up his debut with a 55-yard pick-six in his second game. To date, Peters is fifth on the Chiefs in tackles with 44, and is tied for sixth in the NFL with four interceptions. Additionally, Peters ranks second in the Chiefs rookie record book with 16 passes defended.

**C Mitch Morse** begins his NFL career as the Chiefs second round pick after starting 39 games in his time at the University of Missouri, including every game he played in his last three seasons. By starting in Week One, Morse became the first Chiefs rookie center to start in Week One of his rookie season since 1961. To date, Morse has started in all 11 games of his professional career.

**WR Chris Conley** was one of the most athletic prospects in the 2015 Draft. Conley's athleticism stood out to the Chiefs, who traded two picks to move up in the draft to select the 6-3 receiver who hauled in 20 touchdowns in his four-year career at Georgia. Through 11 NFL games, Conley has started three games and compiled 15 receptions for 177 yards and one TD.

**CB Steven Nelson** played in 25 games (21 starts) over his two-year career at Oregon State, recording 122 total tackles along with eight interceptions. Nelson's first two college seasons were spent at College of the Sequoias where he compiled six interceptions as a freshman and sophomore. Nelson has played in seven games, recording one tackle and four special teams tackles.

**LB Ramik Wilson** was the 118th overall selection in the 2015 NFL Draft. Wilson recorded 253 tackles (138 solo), 6.0 sacks and two forced fumbles during his four-year college career. Wilson has played in six games thus far in his professional career, including two starts before being sidelined recently with knee and ankle injuries. Wilson recovered a fumble in the end zone for a touchdown in his first career NFL start vs. Chicago.

**LB D.J. Alexander** became the second Oregon State Beaver drafted by the Chiefs in 2015. Alexander tallied 209 tackles (120 solo), with 8.5 sacks (62.0 yards), in his four college seasons. Through his first 11 NFL games, Alexander has two defensive tackles and leads the Chiefs with eight special teams tackles.

**TE James O'Shaughnessy (IR)** was an All-Missouri Valley Football Conference Second-Team selection following the 2014 season. O'Shaughnessy hauled in 67 passes over his four-year college career, totaling 1,170 yards and 14 touchdowns. In 2015, O'Shaughnessy hauled in six passes during his rookie campaign before being placed in IR with a foot injury.

**DL Rakeem Nunez-Roches** played in 31 games with 24 starts at Southern Miss. He was a first-team All-Conference USA selection after a senior year in which he recorded 58 total tackles (32 solo), 3.0 sacks and seven quarterback pressures. Nunez-Roches has recorded four tackles in six games in his NFL career.

**WR Da'Ron Brown (Practice Squad)** led his Northern Illinois offense in every major receiving category as a senior in 2014. Brown had 68 catches for 1,065 yards and six touchdowns, which earned him a Second-Team All-MAC selection. Brown finished his time at Northern Illinois with 155 receptions for 2,295 yards and 19 touchdowns.

Round	Pick	Overall	Player
1	18	18	Peters
2	17	49	Morse
3	12	76	Conley
3	34	98	Nelson
4	19	118	Wilson
5	36	172	Alexander
5	37	173	O'Shaughnessy (IR)
6	41	217	Nunez-Roches

## KEY OFFSEASON ACQUISITIONS

**WR Jeremy Maclin** signed with Kansas City in the offseason, reuniting him with Head Coach Andy Reid, who originally drafted Maclin when Reid was the Head Coach/Executive VP of Football Operations for the Eagles. Maclin was one of the premier wide receivers during his time in Philadelphia, compiling 343 receptions for 4,771 yards and 36 touchdowns. Maclin's Kansas City career has begun by hauling in 57 passes for 772 yards and three touchdowns. Maclin's best game was Week 12 vs. Buffalo, where he caught nine passes for 160 yards, including a 41-yard touchdown reception.

**G Ben Grubbs** was aquired via trade from New Orleans on March 12. Grubbs has seen action in 129 total games since being drafted by Baltimore in the first round of the 2007 NFL Draft. Grubbs made the Pro Bowl in 2011 and 2013. Grubbs has started seven games for the Chiefs in 2015.

**S Tyvon Branch** joins the Chiefs after spending his first seven seasons in Oakland. Branch has recorded 20 total tackles, two passes defended and three special teams tackles in his first season in KC.

**DB Ron Parker** was re-signed by the Chiefs after a career year in 2014. Parker saw career highs in nearly every defensive category, totaling 94 tackles and a key forced fumble versus Buffalo in Week 10. Through 12 weeks in 2015, Parker is second on the Chiefs with 50 total tackles, in addition to two interceptions, 11 passes defended and 2.0 sacks.

Pos.	Player	Ht.	Wt.	Last Team
WR	Jeremy Maclin	6-0	198	Philadelphia
G	Ben Grubbs	6-3	310	New Orleans
S	Tyvon Branch	6-0	210	Oakland
DB	Ron Parker	6-0	206	Kansas City

## AMONG THE BEST IN CHIEFS HISTORY

In his first two seasons as head coach of the Chiefs, Andy Reid coached his team to a 20-12 record in the first 32 games. His 62.5 winning percentage is the top mark in franchise history for any coach in his first two seasons leading the club. Marty Schottenheimer is second on that list, leading his Chiefs teams to a 19-12-1 (60.9%) record in his first two seasons.

### Most Regular Season Wins, First 2 Years with Team

Rk.	Name	Tot.	Yr. 1	Yr. 2	Tot. Rec.	Win %
1.	Andy Reid	32	11-5	9-7	20-12	62.5%
2.	Marty Schottenheimer	32	8-7-1	11-5	19-12-1	60.9%
3.	Hank Stram	28	8-6	6-8	14-14	50.0%
4.	Gunther Cunningham	32	9-7	7-9	16-16	50.0%
5.	John Mackovic	32	6-10	8-8	14-18	43.8%

In Reid's 44 games with the Chiefs, he has registered an 14-7 (66.6%) record at home and an 12-11 (52.2%) record on the road.



## HEAD COACH ANDY REID NOTES



### REID CAREER HIGHLIGHTS

- Career record of 156-110-1 in the regular season, as well as a 10-10 postseason record. Reid's 166 combined wins rank 18th in NFL history. Reid ranks fourth among active coaches in regular season and postseason wins. He has defeated all 32 NFL teams as a head coach.
- His 20 wins in his first two seasons with Kansas City are more than any other head coach in franchise history in their initial two seasons.
- The 2013 Chiefs, led by Head Coach Andy Reid, orchestrated the greatest single-season turnaround in franchise history after an 11-5 finish. In 2012, the team finished 2-14, a +9 turnaround in his first season with the club.
- During Reid's 14 seasons in Philadelphia, his teams made the postseason nine times, which ranked third in the NFL behind Indianapolis' 12 and New England's 10. With the Chiefs in 2013, Reid made his 10th trip to the postseason.
- Including his time as an assistant coach, Reid's teams have now made 16 playoff appearances, as well as three Super Bowl appearances after playing in a combined eight NFC Championships.
- Reid's .586 winning percentage ranks 14th all-time among coaches with at least 200 games.
- Among active coaches, Reid is one of seven coaches with 100 career regular season and postseason wins. In 2008, Reid became the 37th coach to win 100 games and the 22nd to complete the task with one franchise.
- Has three career Super Bowl appearances and won Super Bowl XXXI as an assistant in Green Bay. Reid owns three NFC titles and nine division titles in his career dating back to his days as an assistant.
- Mentored future Hall of Fame quarterback Brett Favre while with the Packers along with QB Donovan McNabb with the Eagles.

### PRO BOWL PLAYERS COACHED BY REID

During his tenure in Philly and in KC, Reid coached 39 different players to a total of 80 Pro Bowl berths, including 21 players with multiple selections.

Pos.	Player	No.	Pos.	Player	No.
FS	Brian Dawkins	7	CB	Asante Samuel	3
QB	Donovan McNabb	6	T	Jason Peters	3
K	David Akers	5	LB	Derrick Johnson	3
CB	Troy Vincent	5	LB	Justin Houston	3
LB	Jeremiah Trotter	4	DE	Trent Cole	2
RB	Jamaal Charles	4	CB	Lito Sheppard	2
LB	Tamba Hali	4	WR	DeSean Jackson	2
TE	Chad Lewis	3	DT	Dontari Poe	2
T	Tra Thomas	3	RB	Brian Westbrook	2
S	Eric Berry	3	G	Shawn Andrews	2
DE	Hugh Douglas	3			

### ASSISTANT COACHES WHO PLAYED FOR REID

The following Chiefs assistant coaches played for Head Coach Andy Reid during his time in either Green Bay or Philadelphia.

**Offensive Coord. Doug Pederson:** From 1996-98, played quarterback for both Andy Reid and General Manager John Dorsey while Reid was an assistant coach in Green Bay and Dorsey was a college scout (1996) and later the director of college scouting (1997-98). Pederson played in Philadelphia while Reid was the head coach in 1999; he started nine games for the Eagles in 1999, throwing for 1,276 yards and seven touchdowns.

**Running Backs Coach Eric Bieniemy:** Running back in Philadelphia under Reid in 1999, returning 10 kickoffs for 210 yards. Finished his career with 1,589 rushing yards in 142 career games.

**Asst. Offensive Line Coach Eugene Chung:** Experienced time in Philadelphia as an offensive lineman under Reid in 2000. Chung was the 13th overall pick in the 1992 NFL Draft by New England.

**Defensive Asst./Secondary Coach Al Harris:** Cornerback played under Reid for the Eagles from 1999-2002. In his four years with Reid, Harris recorded seven interceptions to go with 99 total tackles and 48 pass deflections. Harris' stint in Green Bay was with Chiefs GM John Dorsey.



### ANDY REID'S COACHING RECORD

Year	Reg. Season	Pct.	Postseason	Overall	Result
1999	5-11	.313	0-0	5-11	5th in NFC East
2000	11-5	.688	1-1	12-6	2nd in NFC East; reached divisional playoffs
2001	11-5	.688	2-1	13-6	1st in NFC East; reached NFC Championship Game
2002	12-4	.750	1-1	13-5	1st in NFC East; reached NFC Championship Game
2003	12-4	.750	1-1	13-5	1st in NFC East; reached NFC Championship Game
2004	13-3	.813	2-1	15-4	1st in NFC East; reached Super Bowl XXXIX
2005	6-10	.375	0-0	6-10	4th in NFC East
2006	10-6	.625	1-1	11-7	1st in NFC East; reached divisional playoffs
2007	8-8	.500	0-0	8-8	4th in NFC East
2008	9-6-1	.594	2-1	11-7-1	2nd in NFC East; reached NFC Championship Game
2009	11-5	.688	0-1	11-6	2nd in NFC East; reached wild card round
2010	10-6	.625	0-1	10-7	1st in NFC East; reached wild card round
2011	8-8	.500	0-0	8-8	2nd in NFC East
2012	4-12	.250	0-0	4-12	4th in NFC East
2013	11-5	.688	0-1	11-6	2nd in AFC West; reached wild card round
2014	9-7	.563	0-0	9-7	2nd in AFC West
2015	6-5	.545	0-0	6-5	TBD
<b>TOTALS</b>	<b>156-110-1</b>	<b>.586</b>	<b>10-10</b>	<b>166-120-1</b>	<b>10 Playoff Appearances, 6 Div. Titles, 1 NFC Title</b>



## REID AS A HEAD COACH VS. THE NFL

Below is Chiefs Head Coach Andy Reid's record against the NFL as a head coach. He is 156-110-1 in the regular season, as well as 10-10 in the post-season. Reid has 166 total career wins as a head coach.

Opponent	Reg. Season	Postseason	Total
vs. Denver Broncos	2-6	0-0	2-6
vs. Kansas City Chiefs	3-0	0-0	3-0
vs. Oakland Raiders	4-3	0-0	4-3
vs. San Diego Chargers	5-3	0-0	5-3
<b>vs. AFC West</b>	<b>14-12</b>	<b>0-0</b>	<b>14-12</b>
vs. Baltimore Ravens	2-1	0-0	2-1
vs. Cincinnati Bengals	1-3-1	0-0	1-3-1
vs. Cleveland Browns	5-0	0-0	5-0
vs. Pittsburgh Steelers	3-3	0-0	3-3
<b>vs. AFC North</b>	<b>11-7-1</b>	<b>0-0</b>	<b>11-7-1</b>
vs. Houston Texans	5-0	0-0	5-0
vs. Indianapolis Colts	1-4	0-1	1-5
vs. Jacksonville Jaguars	2-2	0-0	2-2
vs. Tennessee Titans	1-5	0-0	1-5
<b>vs. AFC South</b>	<b>9-11</b>	<b>0-1</b>	<b>9-12</b>
vs. Buffalo Bills	5-2	0-0	5-2
vs. Miami Dolphins	4-1	0-0	4-1
vs. New England Patriots	2-3	0-1	2-4
vs. New York Jets	4-0	0-0	4-0
<b>vs. AFC East</b>	<b>15-6</b>	<b>0-1</b>	<b>15-7</b>
vs. Dallas Cowboys	18-11	0-1	18-12
vs. New York Giants	16-13	2-1	18-14
vs. Washington Redskins	18-11	0-0	18-11
vs. Philadelphia Eagles	1-0	0-0	1-0
<b>vs. NFC East</b>	<b>53-35</b>	<b>2-2</b>	<b>55-37</b>
vs. Arizona Cardinals	5-7	0-1	5-8
vs. San Francisco 49ers	6-4	0-0	6-4
vs. Seattle Seahawks	4-3	0-0	4-3
vs. St. Louis Rams	6-2	0-1	6-3
<b>vs. NFC West</b>	<b>21-16</b>	<b>0-2</b>	<b>21-18</b>
vs. Atlanta Falcons	6-3	2-0	8-3
vs. Carolina Panthers	4-2	0-1	4-3
vs. Tampa Bay Buccaneers	4-3	2-1	6-4
vs. New Orleans Saints	3-3	0-1	3-4
<b>vs. NFC South</b>	<b>17-11</b>	<b>4-3</b>	<b>21-14</b>
vs. Chicago Bears	5-5	1-0	6-5
vs. Detroit Lions	4-1	0-0	4-1
vs. Green Bay Packers	4-4	1-1	5-5
vs. Minnesota Vikings	3-2	2-0	5-2
<b>vs. NFC North</b>	<b>16-12</b>	<b>4-1</b>	<b>20-13</b>

## MOST OVERALL WINS; ACTIVE NFL HEAD COACHES

Andy Reid is one of seven active NFL head coaches with over 100 victories. He has 165 overall wins and is one of three active coaches with 10 or more postseason victories.

Rk.	Coach	Reg.	Post	Total
1.	Bill Belichick, N.E./CLE	221	22	243
2.	Tom Coughlin, NYG/JAX.	169	12	181
3.	Jeff Fisher, STL/TEN	166	5	171
4.	<b>Andy Reid, K.C./PHI</b>	<b>156</b>	<b>10</b>	<b>166</b>
5.	John Fox, CHI/DEN/CAR	124	8	132
6.	Marvin Lewis, CIN	109	0	109
7.	Mike McCarthy, GB	101	7	108

Reid defeated the Tennessee Titans in 2013, giving him wins against all 32 NFL teams. He became only the fifth head coach in NFL history to accomplish that feat. Below is a look at all the coaches who have done it.

Bill Belichick (NE)	Bill Parcells (Retired)
Tony Dungy (Retired)	<b>Andy Reid (KC)</b>
Mike Shanahan (No Current Team)	John Fox (CHI)

## MOST NFL WINS AS HEAD COACH

Rk.	Head Coach	Win Total
1.	Don Shula	347
2.	George Halas	324
3.	Tom Landry	270
4.	<b>Bill Belichick</b>	<b>243</b>
5.	Curly Lambeau	229
6.	Chuck Noll	209
7.	Marty Schottenheimer	205
8.	Dan Reeves	201
9.	Chuck Knox	193
10.	Bill Parcells	183
11.	<b>Tom Coughlin</b>	<b>181</b>
12.	Mike Shanahan	178
13.	Mike Holmgren	174
14t.	Joe Gibbs	171
	<b>Jeff Fisher</b>	<b>171</b>
16.	Paul Brown	170
17.	Bud Grant	168
18.	<b>Andy Reid</b>	<b>166</b>
19.	Bill Cowher	161
20.	Steve Owen	153
21.	Marv Levy	154
22.	Tony Dungy	148
23.	Hank Stram	136
24.	Weeb Ewbank	134
25.	<b>John Fox</b>	<b>132</b>

- Playoffs Included

\* Bold Denotes Active NFL Coaches



## REID'S HEAD COACHING CAREER WHEN...

- Scoring on opening drive: 67-21
- Scoring first: 99-33
- Leading at half: 125-26
- Leading after three quarters: 124-26
- Winning time of possession: 100-31-1
- Winning turnover battle: 93-22
- Out-rushing opponent: 99-42-1
- Out-passing opponent: 96-45-1
- Out-gaining opponent: 110-38-1
- 40%+ 3rd down conversions: 79-32
- 50%+ 3rd down conversions: 46-10
- Not throwing an INT: 83-37
- Having a 300-yard passer: 31-16-1
- Having a 100+ yard rusher: 48-18
- Having a 100+ yard receiver: 52-22
- Having two 100+ yard receivers: 8-1
- Having no turnovers: 41-17
- Scoring 20+ points: 127-41
- Scoring 30+ points: 67-5
- Rushing for 150+ yards: 49-14
- Having 20+ first downs: 89-41
- Not allowing a sack: 16-8
- Allowing two or fewer sacks: 96-49-1
- Recording 2+ INTs: 63-15
- Recording 3+ turnovers: 63-11
- Opp. less than 40% on 3rd down: 122-46-1
- Opp. less than 30% on 3rd down: 84-14-1
- Scoring a defensive TD: 36-9
- Recording 3+ sacks: 93-29-1
- Recording 5+ sacks: 36-5-1
- Allowing 17 or fewer points: 111-22-1
- Not allowing a 100-yard rusher: 122-78-1
- Not allowing a 100-yard receiver: 106-77
- Not allowing a 300-yard passer: 140-88-1
- Not allowing a rushing TD: 109-40-1
- Not allowing a passing TD: 48-16
- Not allowing an offensive TD: 30-3
- Having a KR or PR TD: 12-5

## CHIEFS GENERAL MANAGER JOHN DORSEY NOTES



### DORSEY'S CAREER QUICK HITS

- John Dorsey was named the sixth general manager in Kansas City Chiefs history on January 14, 2013. Dorsey enters his third season as an NFL general manager and his 25th year as a player personnel member.
- Most recently served as Director of Football Operations for the Green Bay Packers (2012). Before being promoted to that post, Dorsey served 12 years as the Packers' Director of College Scouting (2000-11).
- A player for the Packers during the 1980s, Dorsey oversaw the college portion of Green Bay's scouting operations and was also actively involved in the area of pro personnel throughout his tenure.
- It was during his time as a college scout and eventually as Director of College Scouting that Dorsey began his association with Chiefs Head Coach Andy Reid, who served as the Packers tight ends/assistant offensive line coach (1992-96) and quarterbacks coach (1997-98).
- Worked alongside multiple Green Bay Packers General Managers including Ron Wolf and Ted Thompson.
- In his first two seasons with the Chiefs, he and Head Coach Andy Reid won 20 games. They orchestrated the greatest single-season turnaround in franchise history in 2013 with an 11-5 record. The club finished just 2-14 the previous year, a +9 turnaround.
- Has two Super Bowl rings, three NFC Championships and helped earn 10 division titles over his career.

### JOHN DORSEY'S TRACK RECORD

Kansas City Chiefs General Manager John Dorsey is no stranger to success. With the assistance of Packers personnel members including Ted Thompson and Ron Wolf, Dorsey was part of a team that brought in the following success stories in the NFL.

Player	Drafted	Of Note
Aaron Rodgers	2005	Super Bowl XLV MVP
A.J. Hawk	2006	600+ Tackles in 10 Seasons
Greg Jennings	2006	Top 100 Players of 2012
B.J. Raji	2009	2011 Pro Bowler
Clay Matthews	2009	Five-time Pro Bowler
Jordy Nelson	2008	Super Bowl XLV Champion
Terrell Buckley	1992	Recorded 50 career INTs
Robert Brooks	1992	1997 NFL Comeback POY
Edgar Bennett	1992	Super Bowl XXXI Champion
Mark Chmura	1992	Three-time Pro Bowler
Mark Brunell	1993	NFL Passing Yards Leader ('96)
Antonio Freeman	1995	All-Pro Selection in 1998
Vonnie Holliday	1998	NFL All-Rookie Selection ('98)
Matt Hasselbeck	1998	Seahawks All-Time passing leader

Entering his third year with the Chiefs, Dorsey has already accomplished a number of impressive feats. Below is a brief look at some notable moves and signings Dorsey has made while in Kansas City:

Dustin Colquitt	Signed contract extension
Alex Smith	Traded from SF & renegotiated contract
Sean Smith	Signed as FA
Eric Fisher	Drafted No. 1 Overall
Travis Kelce	Drafted in 3rd Rd.
Ron Parker	Claimed off waivers/Signed extension
Jamaal Charles	Contract renegotiated
Jeremy Maclin	Signed as FA
Ben Grubbs	Traded for from NO
Justin Houston	Signed Contract

### JOHN DORSEY'S HARDWARE



Super Bowls



Conference Titles



Division Titles

### DORSEY'S NFL RECORD AS PERSONNEL MEMBER

Year	Reg. Season	Pct.	Playoffs	Overall	Result
1991 (GB)	4-12	.250	0-0	4-12	4th in NFC Central
1992	9-7	.563	0-0	9-7	2nd in NFC Central
1993	9-7	.563	1-1	10-8	3rd in NFC Central; Reached Divisional Playoffs
1994	9-7	.563	1-1	10-8	2nd in NFC Central; Reached Divisional Playoffs
1995	11-5	.688	2-1	13-6	1st in NFC Central; Reached NFC Championship
1996	13-3	.813	3-0	16-3	1st in NFC Central; Won Super Bowl XXXI
1997	13-3	.813	2-1	15-4	1st in NFC Central; Reached Super Bowl XXXII
1998	11-5	.688	0-1	11-6	2nd in NFC Central; Reached Wild Card Playoffs
1999 (SEA)	9-7	.563	0-1	9-8	1st in AFC West; Reached Wild Card Playoffs
2000 (GB)	9-7	.563	0-0	9-7	3rd in NFC Central
2001	12-4	.750	1-1	13-5	2nd in NFC Central; Reached Divisional Playoffs
2002	12-4	.750	0-1	12-5	1st in NFC North; Reached Wild Card Playoffs
2003	10-6	.625	1-1	11-7	1st in NFC North; Reached Divisional Playoffs
2004	10-6	.625	0-1	10-7	1st in NFC North; Reached Wild Card Playoffs
2005	4-12	.250	0-0	4-12	4th in NFC North
2006	8-8	.500	0-0	8-8	2nd in NFC North
2007	13-3	.813	1-1	14-4	1st in NFC North; Reached NFC Championship
2008	6-10	.375	0-0	6-10	3rd in NFC North
2009	11-5	.688	0-1	11-6	2nd in NFC North; Reached Wild Card Playoffs
2010	10-6	.625	4-0	14-6	2nd in NFC North; Won Super Bowl XLV
2011	15-1	.938	0-1	15-2	1st in NFC North; Reached Divisional Playoffs
2012	11-5	.688	1-1	12-6	1st in NFC North; Reached Divisional Playoffs
2013 (KC)	11-5	.688	0-1	11-6	2nd in AFC West; Reached Wild Card Playoffs
2014	9-7	.563	0-0	9-7	2nd in AFC West
2015	6-5	.545	0-0	6-5	TBD
<b>TOTALS</b>	<b>245-150</b>	<b>.620</b>	<b>17-15</b>	<b>262-165</b>	<b>17 Playoff Appearances, 10 Div. Titles, 3 NFC Titles, 2 SB Titles</b>



## CHIEFS QUARTERBACK ALEX SMITH



### SMITH HAS HISTORY OF PROTECTING FOOTBALL

Since 2010, Chiefs QB Alex Smith has thrown the second fewest interceptions in the NFL among active starting quarterbacks with at least 1,500 pass attempts. Smith had only six interceptions last season, which ranked tied for second among passers with 300 or more attempts. He has three in 2015.

Player	INTs Since 2010
1. Russel Wilson .....	33
2. Alex Smith.....	36
3. Aaron Rodgers .....	40
4t. Matt Schaub .....	48
Sam Bradford .....	48
Tom Brady .....	48

### SMITH WITH 100+ RATING

Chiefs quarterback Alex Smith has had 24 career games as a starter where he has recorded over a 100.0 rating. Smith is 23-1 in those contests. In Week 15, 2013 vs. the Raiders, Smith posted a perfect passer rating with five TD passes and no interceptions on 20 attempts and 17 completions.

Date	Opp.	Att.	Comp.	Rtg.
12/15/13	@OAK	20	17	158.3
10/7/12	BUF	24	18	156.3
9/29/14	NE	26	20	144.4
12/4/11	STL	23	17	142.3
9/21/14	MIA	25	19	136.0
12/12/10	SEA	27	17	130.9
9/9/12	@GB	26	20	125.6
12/8/13	@WAS	20	14	122.3
9/13/15	@HOU	33	22	118.6
12/14/14	OAK	30	18	115.6
11/29/15	BUF	30	19	112.5
10/2/11	@PHI	33	21	112.1
11/6/11	@WAS	24	17	109.7
11/22/15	@SD	25	20	108.8
11/01/15	DET	26	18	108.7
1/2/11	ARI	29	15	107.8
9/16/12	DET	31	20	107.7
11/1/14	NYJ	31	21	106.8
11/24/13	SD	38	26	106.7
11/19/06	SEA	25	19	105.9
10/19/14	@SD	28	19	103.4
9/17/06	STL	22	11	103.0
12/14/06	@SEA	25	14	102.4
10/27/13	CLE	36	24	102.2

### SMITH VS. THE NFL

Opponent	Reg. Season	Postseason	Total
vs. Denver Broncos	2-5	0-0	2-5
vs. Kansas City Chiefs	0-2	0-0	0-2
vs. Oakland Raiders	5-1	0-0	5-1
vs. San Diego Chargers	2-3	0-0	2-3
<b>vs. AFC West</b>	<b>9-11</b>	<b>0-0</b>	<b>9-11</b>
vs. Baltimore Ravens	0-1	0-0	0-1
vs. Cincinnati Bengals	1-1	0-0	1-1
vs. Cleveland Browns	2-0	0-0	2-0
vs. Pittsburgh Steelers	2-2	0-0	2-2
<b>vs. AFC North</b>	<b>5-4</b>	<b>0-0</b>	<b>5-4</b>
vs. Houston Texans	3-1	0-0	3-1
vs. Indianapolis Colts	0-3	0-1	0-4
vs. Jacksonville Jaguars	2-1	0-0	2-1
vs. Tennessee Titans	1-2	0-0	1-2
<b>vs. AFC South</b>	<b>6-7</b>	<b>0-1</b>	<b>6-8</b>
vs. Buffalo Bills	4-0	0-0	4-0
vs. Miami Dolphins	1-0	0-0	1-0
vs. New England Patriots	1-0	0-0	1-0
vs. New York Jets	2-0	0-0	2-0
<b>vs. AFC East</b>	<b>7-0</b>	<b>0-0</b>	<b>7-0</b>
<b>vs. AFC</b>	<b>28-22</b>	<b>0-1</b>	<b>28-23</b>
vs. Dallas Cowboys	1-1	0-0	1-1
vs. New York Giants	2-1	0-1	2-2
vs. Philadelphia Eagles	2-4	0-0	2-4
vs. Washington Redskins	2-1	0-0	2-1
<b>vs. NFC East</b>	<b>7-7</b>	<b>0-1</b>	<b>7-8</b>
vs. Arizona Cardinals	6-6	0-0	6-6
vs. Seattle Seahawks	7-5	0-0	7-5
vs. San Francisco 49ers	0-1	0-0	0-1
vs. St. Louis Rams	7-2-1	0-0	7-2-1
<b>vs. NFC West</b>	<b>20-14-1</b>	<b>0-0</b>	<b>20-14-1</b>
vs. Atlanta Falcons	0-2	0-0	0-2
vs. Carolina Panthers	0-1	0-0	0-1
vs. Tampa Bay Buccaneers	1-0	0-0	1-0
vs. New Orleans Saints	0-3	1-0	1-3
<b>vs. NFC South</b>	<b>1-6</b>	<b>1-0</b>	<b>2-6</b>
vs. Chicago Bears	1-2	0-0	1-2
vs. Detroit Lions	5-0	0-0	5-0
vs. Green Bay Packers	1-3	0-0	1-3
vs. Minnesota Vikings	1-2	0-0	1-2
<b>vs. NFC North</b>	<b>8-7</b>	<b>0-0</b>	<b>7-7</b>
<b>vs. NFC</b>	<b>36-34-1</b>	<b>1-1</b>	<b>37-35-1</b>



### CHIEFS QB ALEX SMITH'S CAREER WHEN...

Throwing one or more TD passes: 44-33-1  
 Throwing two or more TD passes: 28-13  
 Throwing three or more TD passes: 10-4  
 Throwing four or more TD passes: 1-0  
 Not throwing an INT: 51-18-1  
 With a passer rating of 95.0 or more: 35-6-1  
 With a passer rating of 105.0 or more: 22-2-1  
 Throwing for 150 or more yards: 47-41  
 Throwing for 200 or more yards: 33-26  
 Throwing for 250 or more yards: 13-14

Throwing for 300 or more yards: 1-4  
 Rushing for a TD: 7-0  
 Attempting 20 or more passes: 57-50  
 Attempting 30 or more passes: 28-32  
 Attempting 40 or more passes: 2-13  
 Rushing for 30 or more yards: 11-9  
 Completing 15 or more passes: 49-41  
 Completing 20 or more passes: 21-23  
 Completing 25 or more passes: 1-11  
 Completing 30 or more passes: 0-2

Throwing one or more INTs: 13-38  
 Throwing two or more INTs: 2-18  
 Throwing three or more INTs: 0-8  
 Sacked one or more times: 52-50-1  
 Sacked two or more times: 43-44-1  
 Sacked three or more times: 24-32  
 Sacked four or more times: 12-23  
 Losing one or more fumbles: 8-13  
 Losing two or more fumbles: 0-2  
 With a passer rating of 90.0 or lower: 26-45

## SMITH'S FIRST TWO YEARS WITH CHIEFS

Smith ranks tied for second in franchise history for most games started in the first two years of being with the team with 30 starts.

### CHIEFS RECORD BOOK

#### MOST REGULAR SEASON STARTS, QB, FIRST TWO YEARS

1.	32	Trent Green	2001-02
2t.	30	<b>Alex Smith</b>	<b>2013-14</b>
	30	Matt Cassel	2009-10
4.	27	Len Dawson	1962-63
5.	26	Cotton Davidson	1960-61

Smith won 19 of 30 games in his first two seasons with the club, marking the third-best winning percentage by any Chiefs quarterback in his first two years with at least 10 starts.

### CHIEFS RECORD BOOK

#### HIGHEST REGULAR SEASON WINNING PCT., QB, FIRST TWO YEARS WITH TEAM (MIN. 10 STARTS)

1.	72.2	Steve Bono	1994-95
2.	68.0	Joe Montana	1993-94
3.	<b>63.3</b>	<b>Alex Smith</b>	<b>2013-14</b>
4t.	62.5	Elvis Grbac	1997-98
		Bill Kenney	1980-81

## SMART DECISION MAKER

Smith's three interceptions on 354 pass attempts give him a 0.85 interception percentage on the season, ranking as the second-best single-season mark in franchise history.

### CHIEFS RECORD BOOK, LOWEST INT. PERCENTAGE, SEASON

1.	0.41	Damon Huard (244-1)	2006
2.	<b>0.85</b>	<b>Alex Smith (354-3)</b>	<b>2015</b>
3.	0.90	Steve DeBerg (444-4)	1990
4.	<b>1.29</b>	<b>Alex Smith (464-6)</b>	<b>2014</b>
5.	<b>1.37</b>	<b>Alex Smith (508-7)</b>	<b>2013</b>

Smith's 1.2% Int. from 2013-15 ranks first in the NFL for passers with over 1,000 attempts in that span.

### NFL Leaders, INT Percentage 2013-15

Rk.	Player	Team	Att.	INT	INT Pct
1.	<b>Alex Smith</b>	<b>Chiefs</b>	<b>1,326</b>	<b>16</b>	<b>1.2</b>
2.	Aaron Rodgers	Packers	1,200	15	1.3
3.	Tom Brady	Patriots	1,661	24	1.4
4.	Russell Wilson	Seahawks	1,184	23	1.9
5.	Colin Kaepernick	49ers	1,138	23	2.0

## CHIEFS PASSER RATINGS

Of Chiefs quarterbacks to start at least 16 games in their Kansas City careers, Alex Smith possesses the highest quarterback rating with a 92.1 mark. Smith has started 41 games in his Chiefs career and has thrown 53 touchdowns and only 16 interceptions.

Player	Year	Rating
<b>Alex Smith</b>	<b>2013-15</b>	<b>92.1</b>
Trent Green	2001-06	87.3
Joe Montana	1993-94	85.0
Damon Huard	2006-08	83.3
Len Dawson	1962-75	83.2
Steve DeBerg	1988-91	81.8
Rich Gannon	1995-98	81.7
Elvis Grbac	1997-00	80.6
Dave Krieg	1992-93	80.4
Matt Cassel	2009-12	77.5
Bill Kenney	1980-88	77.0
Steve Bono	1994-96	74.3
Steve Fuller	1979-82	69.4
Mike Livingston	1968-79	63.3
Todd Blackledge	1983-87	62.0
Cotton Davidson	1960-61	61.9

## ALEX SMITH OVER TWO YEARS

Alex Smith's 19 wins put him at the top of the Chiefs franchise list for most wins in a starting quarterback's first two seasons. In his first two seasons, that ranks him ahead of Pro Football Hall of Famers Joe Montana and Len Dawson.

Rk.	Player	Years	Wins
1.	<b>Alex Smith</b>	<b>2013-14</b>	<b>19</b>
2.	Joe Montana*	1993-94	17
3.	Len Dawson*	1962-63	16
4.	Trent Green	2001-02	14

## ALEX SMITH COMPLETION PERCENTAGE

Through 41 regular season games with the Chiefs, Alex Smith is the most accurate passer in Chiefs history. His 63.1 completion percentage is top among all passers with at least 700 attempts.

Rk.	Player	G	Comp.	Att.	Pct.
1.	<b>Alex Smith</b>	<b>41</b>	<b>837</b>	<b>1,326</b>	<b>63.1</b>
2.	Trent Green	88	1720	2,777	61.9
3.	Joe Montana	25	480	791	60.7
4.	Elvis Grbac	49	897	1,548	57.9
5.	Steve DeBerg	57	934	1,616	57.8



## THROUGH THE AIR

Smith's 308 completions in 2013 marked a single-season career-high, passing his old mark of 273 set in the 2011 season. 2014 marked the seventh time in franchise history that a Chiefs quarterback has completed more than 300 passes in a single season. The team record for most completions in a single season is 369, set by Trent Green in 2004.

### ALEX SMITH, MOST COMPLETIONS, SINGLE SEASON

1.	<b>308</b>	<b>2013</b>
2.	<b>303</b>	<b>2014</b>
3.	273	2011
4.	257	2006
5.	<b>226</b>	<b>2015</b>

## SMITH'S BIG GAME

In the Chiefs 34-7 victory over the St. Louis Rams in Week 8 of 2014, Alex Smith went 25 of 29 for 226 yards. His 86.2 completion percentage was the highest for a single game in team history (minimum 20 attempts), and it breaks his previous mark set in 2013 at Oakland.

Rk.	Player	Date	Opponent	Comp.	Att.	Pct.
1.	<b>Alex Smith</b>	<b>10/26/14</b>	<b>Rams</b>	<b>26</b>	<b>29</b>	<b>86.2</b>
2.	Alex Smith	12/15/13	Raiders	17	20	85.0
3.	Brady Quinn	12/02/12	Panthers	19	23	82.6
4.	Trent Green	12/16/01	Broncos	17	21	81.0
	Dave Krieg	11/29/92	Jets	17	21	81.0



## BY THE NUMBERS - ALEX SMITH VS. THE NFL

Chiefs quarterback Alex Smith is in his 11th NFL season. Statistically, his best games have come against AFC East and NFC West opponents. History shows he has played particularly well against the Oakland Raiders, recording a 108.7 rating in six games against the club with 14 touchdowns and only one interception. Below is a breakdown of how Smith has fared against his opponents.

AFC West								
Team	G	Att.	Comp.	Yds.	TD	Int.	Pct.	Rtg.
Broncos	7	240	138	1520	8	5	57.5	78.8
Chargers	5	151	104	1147	6	3	68.9	96.1
Chiefs	2	67	36	324	1	3	53.7	53.3
Raiders	6	169	100	1307	14	1	59.2	108.7
<b>Total</b>	<b>20</b>	<b>627</b>	<b>378</b>	<b>4298</b>	<b>29</b>	<b>12</b>	<b>60.3</b>	<b>88.3</b>

AFC East								
Team	G	Att.	Comp.	Yds.	TD	Int.	Pct.	Rtg.
Bills	4	112	73	859	5	0	65.2	103.2
Dolphins	1	25	19	186	3	0	76.0	136.0
Jets	2	52	33	342	2	0	63.4	84.8
Patriots	1	26	20	248	3	0	76.9	144.4
<b>Total</b>	<b>8</b>	<b>215</b>	<b>145</b>	<b>1635</b>	<b>13</b>	<b>0</b>	<b>67.4</b>	<b>110.1</b>

AFC North								
Team	G	Att.	Comp.	Yds.	TD	Int.	Pct.	Rtg.
Bengals	2	75	51	587	0	0	68.0	91.4
Browns	2	60	39	402	3	0	65.0	100.8
Ravens	1	24	15	140	0	1	62.5	61.1
Steelers	4	143	87	958	3	1	60.8	84.8
<b>Total</b>	<b>9</b>	<b>302</b>	<b>192</b>	<b>2087</b>	<b>6</b>	<b>2</b>	<b>63.6</b>	<b>87.7</b>

AFC South								
Team	G	Att.	Comp.	Yds.	TD	Int.	Pct.	Rtg.
Colts	3	83	44	425	1	6	53.0	41.5
Jaguars	3	99	56	528	4	1	56.6	80.7
Texans	4	118	76	848	7	3	64.4	94.9
Titans	3	119	68	733	3	7	57.1	59.3
<b>Total</b>	<b>13</b>	<b>419</b>	<b>244</b>	<b>2534</b>	<b>15</b>	<b>17</b>	<b>57.8</b>	<b>70.8</b>

AFC	G	Att.	Comp.	Yds.	TD	Int.	Pct.	Rtg.
<b>Total</b>	<b>50</b>	<b>1563</b>	<b>959</b>	<b>10554</b>	<b>63</b>	<b>31</b>	<b>61.4</b>	<b>86.5</b>

NFC East								
Team	G	Att.	Comp.	Yds.	TD	Int.	Pct.	Rtg.
Cowboys	2	60	37	402	4	1	61.7	96.7
Eagles	6	191	115	1343	7	5	60.2	82.9
Giants	3	101	62	730	4	6	61.4	71.8
Redskins	3	60	39	429	3	1	65.0	95.8
<b>Total</b>	<b>14</b>	<b>412</b>	<b>253</b>	<b>2904</b>	<b>18</b>	<b>13</b>	<b>61.4</b>	<b>84.0</b>

NFC North								
Team	G	Att.	Comp.	Yds.	TD	Int.	Pct.	Rtg.
Bears	3	78	46	434	2	3	59.0	66.9
Lions	5	140	89	862	6	1	63.6	92.0
Packers	4	128	72	929	7	4	56.3	84.4
Vikings	3	93	59	591	2	2	63.5	79.6
<b>Total</b>	<b>15</b>	<b>439</b>	<b>266</b>	<b>2816</b>	<b>17</b>	<b>10</b>	<b>60.5</b>	<b>82.7</b>

NFC South								
Team	G	Att.	Comp.	Yds.	TD	Int.	Pct.	Rtg.
Buccaneers	1	19	11	170	3	0	57.9	127.2
Falcons	2	70	38	337	1	5	54.3	42.4
Panthers	1	19	9	129	1	0	47.4	87.4
Saints	3	103	59	636	3	5	57.3	65.0
<b>Total</b>	<b>7</b>	<b>211</b>	<b>117</b>	<b>1272</b>	<b>8</b>	<b>10</b>	<b>55.4</b>	<b>66.3</b>

NFC West								
Team	G	Att.	Comp.	Yds.	TD	Int.	Pct.	Rtg.
49ers	1	31	17	175	2	1	54.8	79.4
Cardinals	12	332	195	2216	11	8	58.7	79.8
Rams	10	212	142	1765	7	2	66.9	99.6
Seahawks	12	303	178	1857	9	4	58.7	80.9
<b>Total</b>	<b>35</b>	<b>878</b>	<b>532</b>	<b>5993</b>	<b>28</b>	<b>15</b>	<b>60.6</b>	<b>84.5</b>

NFC	G	Att.	Comp.	Yds.	TD	Int.	Pct.	Rtg.
<b>Total</b>	<b>71</b>	<b>1940</b>	<b>1168</b>	<b>12985</b>	<b>71</b>	<b>48</b>	<b>60.2</b>	<b>82.0</b>

## CHIEFS RUNNING BACK JAMAAL CHARLES

### CHARLES MOVING UP CHARTS FOR YARDS

Chiefs running back Jamaal Charles ranks second in team history when it comes to career scrimmage yards. Here is a look at where he ranks among other Chiefs greats:

Rk.	Pos.	Player	Career Yards from Scrimmage
1.	TE	Tony Gonzalez	10,954 (Rec: 10,940, Rush: 14)
2.	RB	Jamaal Charles	9,663 (Rush: 7,220, Rec: 2,443)
3.	RB	Priest Holmes	8,447 (Rush: 6,070, Rec: 2,377)
4.	WR	Otis Taylor	7,467 (Rec: 7,306, Rush: 161)
5.	RB	Larry Johnson	7,384 (Rush: 6,015, Rec: 1,369)
6.	WR	Dwayne Bowe	7,171 (Rec: 7,155 Rush: 16)
7.	RB	Ed Podolak	6,907 (Rush: 4,451, Rec: 2,456)
8.	WR	Henry Marshall	6,802 (Rec: 6,545, Rush: 257)
9.	RB	Abner Haynes	6,553 (Rush: 3,814, Rec: 2,739)
10.	WR	Carlos Carson	6,431 (Rec: 6,360, Rush: 71)

### CHARLES IMPRESSIVE THROUGH 1ST 1,000 RUSHES

Chiefs running back Jamaal Charles has been excellent running the ball so far in his career. Charles became the fifth player in Chiefs history to record 1,000 carries. In those 1,000 carries, he accumulated 5,523 yards (5.52 avg.). Below is a look at some other recent top-performing NFL running backs and where they ranked for yards gained at the time of their 1,000th carry.

#### RECENT TOP-PERFORMING RBS. YARDS AT 1,000TH CARRY

1.	5,523	Jamaal Charles
2.	4,951	Adrian Peterson
3.	4,826	Chris Johnson
4.	4,820	Clinton Portis
5.	4,794	Frank Gore
6.	4,754	Jamal Lewis
7.	4,683	Terrell Davis
8.	4,643	Fred Taylor
9.	4,620	Corey Dillon
10.	4,558	Maurice Jones-Drew
11.	4,542	Thurman Thomas
12.	4,364	LaDainian Tomlinson
13.	4,351	Steven Jackson
14.	4,283	Edgerrin James
15.	4,056	Jerome Bettis
16.	3,936	Eddie George
17.	3,906	Curtis Martin
18.	3,701	Marshall Faulk

### CHARLES' BIG PLAY ABILITY

RB Jamaal Charles has shown off his big-play ability multiple times in his career. He owns the two longest rushing plays in franchise history and four of the team's top-10 marks.

#### CHIEFS RECORD BOOK: LONGEST RUSHING PLAYS (ALL 80+)

Rk.	Yards	Player	Opponent	Date
1.	91 (TD)	Jamaal Charles	at New Orleans	9/23/12
2.	86 (TD)	Jamaal Charles	vs. Indianapolis	12/23/12
3.	84 (TD)	Ted McKnight	at Seattle	9/30/79
4t	82 (TD)	Joe Delaney	vs. Denver	10/18/81
	82 (TD)	Derrick Alexander	vs. San Diego	10/31/99
6t.	80 (TD)	Jamaal Charles	at Cleveland	12/9/12
	80 (TD)	Abner Haynes	at New York Jets	11/29/64
	80 (TD)	Warren McVea	vs. Cincinnati	10/26/69
	80	Jamaal Charles	at St. Louis	12/19/10



### CHARLES CONTINUES CLIMB

RB Jamaal Charles moved into third place all-time in team history for most rushing attempts with 1,320 carries. He most recently passed RB Christian Okoye (1,246) and is two carries away from moving into second place.

#### Most Rushing Attempts - Career

1.	1,375	Larry Johnson	2003-09
2.	1,321	Priest Holmes	2001-07
3.	1,320	Jamaal Charles	2008-15
4.	1,246	Christian Okoye	1987-92
5.	1,157	Ed Podolak	1969-77

### CHARLES' TOUCHDOWNS

Jamaal Charles leads the NFL over the past three seasons with 38 total touchdowns.

#### Most Touchdowns, Past three Seasons (2013-15)

Rk.	TD	Player	Pos.	Team
1.	38	Jamaal Charles	RB	Kansas City
2.	34	Marshawn Lynch	RB	Seattle
3.	31	Dez Bryant	WR	Dallas
4.	29	Brandon Marshall	WR	NYJ/Chicago
5t.	28	Three Tied		

### CHARLES IN CHARGE

RB Jamaal Charles owns three 200-yard games for his career, which is more 200-plus yard performances than any other running back in team history. RB Larry Johnson is the only other player in team history to record more than one 200-yard performance.

Charles now owns the top three single-game rushing outputs in franchise history. He owns the club's top mark with 259 yards on 25 attempts (10.4 avg.) set in the 2009 season finale at Denver (1/3/10).

#### CHIEFS RECORD BOOK: MOST RUSHING YARDS, GAME

Rank	Player	Yds	Att.	Avg.	Date/Opp.
1.	Jamaal Charles	259	25	10.4	1/3/10 @ DEN
2.	Jamaal Charles	233	33	7.1	9/23/12 @ NO
3.	Jamaal Charles	226	22	10.3	12/23/12 vs. IND
4.	Larry Johnson	211	36	5.9	11/20/05 @ HOU
5.	Larry Johnson	201	26	7.7	1/1/06 vs. CIN

#### CHIEFS RECORD BOOK: COMBINED YDS FROM SCRIMMAGE, GAME

Rank	Player	Yards (Rush/Rec.)	Date/Opp.
1.	Stephone Paige	309 (0 rush, 309 rec.)	12/22/85 vs. SD
2.	Priest Holmes	307 (197 rush, 110 rec.)	11/24/02 @ SEA
3.	Jamaal Charles	288 (233 rush, 55 rec.)	9/23/12 @ NO
4.	Priest Holmes	277 (168 rush, 109 rec.)	12/9/01 @ OAK
5.	Jamaal Charles	262 (259 rush, 3 rec.)	1/3/10 @ DEN



## THIS GUY CAN PLAY

Chiefs running back Jamaal Charles holds a place in the top-five of nearly every Kansas City Chiefs rushing records category. He's also been a key component in the club's passing game. Below is a brief look at some of Jamaal Charles' team accomplishments.



### CHIEFS RECORD BOOK MOST RUSHING FIRST DOWNS, CAREER

1.	359	Priest Holmes	2001-07
2.	<b>349</b>	<b>Jamaal Charles</b>	<b>2008-15</b>
3.	312	Larry Johnson	2003-09
4.	250	Marcus Allen	1993-97
5.	118	Tony Richardson	1995-05

### CHIEFS RECORD BOOK YARDS PER CARRY, RB, CAREER

1.	<b>5.47</b>	<b>Jamaal Charles</b>	<b>2008-15</b>
2.	4.80	Abner Haynes	1960-64
3.	4.60	Priest Holmes	2001-07
4.	4.57	Kimble Anders	1991-00
5.	4.44	Ted McKnight	1977-81

### CHIEFS RECORD BOOK MOST RUSHING YARDS, GAME

Rk	Player	Yds.	Atts.	Date
1.	<b>Jamaal Charles</b>	<b>259</b>	<b>25</b>	<b>1/3/10</b>
2.	<b>Jamaal Charles</b>	<b>233</b>	<b>33</b>	<b>9/23/12</b>
3.	<b>Jamaal Charles</b>	<b>226</b>	<b>22</b>	<b>12/23/12</b>
4.	Larry Johnson	211	36	11/20/05
5.	Larry Johnson	201	26	1/1/06

### CHIEFS RECORD BOOK MOST RECEIVING TOUCHDOWNS, CAREER, RB

1.	<b>20</b>	<b>Jamaal Charles</b>	<b>2008-15</b>
2.	17	Abner Haynes	1960-64
3.	14	Curtis McClinton	1962-69
4t.	9	Kimble Anders	1991-2000
	9	Tony Richardson	1995-2005

### CHIEFS RECORD BOOK MOST YARDS AFTER CATCH, CAREER, RB

1.	2,853	Priest Holmes	2001-07
2.	2,790	Kimble Anders	1991-2000
3.	<b>2,474</b>	<b>Jamaal Charles</b>	<b>2008-15</b>
4.	1,599	Larry Johnson	2003-09
5.	1,294	Tony Richardson	1995-2005

## CHARLES IN THE RECEIVING GAME

In his career, RB Jamaal Charles has recorded 283 receptions, ranking third in franchise history for most receptions by a running back.

### CHIEFS RECORD BOOK, MOST RECEPTIONS, RB, CAREER

1.	369	Kimble Anders	1991-00
2.	288	Ed Podolak	1969-77
3.	<b>283</b>	<b>Jamaal Charles</b>	<b>2008-15</b>
4.	251	Priest Holmes	2001-07
5.	197	Abner Haynes	1960-64

Charles has 2,443 career receiving yards, giving him sole possession of fourth place on the franchise's list for most career receiving yards by a running back.

### CHIEFS RECORD BOOK, MOST RECEIVING YARDS, RB, CAREER

1.	2,829	Kimble Anders	1991-00
2.	2,739	Abner Haynes	1960-65
3.	2,456	Ed Podolak	1969-77
4.	<b>2,443</b>	<b>Jamaal Charles</b>	<b>2008-15</b>
5.	2,377	Priest Holmes	2001-07

Charles had 70 receptions in 2013, tying him for second-most receptions by a running back in a single season in franchise history.

### CHIEFS RECORD BOOK, MOST RECEPTIONS, RB, SEASON

1.	74	Priest Holmes	2003
2t.	<b>70</b>	<b>Jamaal Charles</b>	<b>2013</b>
	70	Priest Holmes	2002
4.	67	Kimble Anders	1994
5.	66	MacArthur Lane	1976

Charles racked up 693 receiving yards on 70 receptions (9.9 avg.) in 2013. His 693 receiving yards rank first in franchise history for most receiving yards by a running back in a single season.

### CHIEFS RECORD BOOK, MOST RECEIVING YARDS, RB, SEASON

1.	<b>693</b>	<b>Jamaal Charles</b>	<b>2013</b>
2.	690	Priest Holmes	2003
3.	672	Priest Holmes	2002
4.	614	Priest Holmes	2001
5.	590	Curtis McClinton	1965

## CHARLES CARRIES OVER 10

RB Jamaal Charles has proven how explosive he can be. He has 195 10-plus rushes for his career, a Kansas City franchise record.

### CHIEFS RECORD BOOK, MOST 10+ RUSHES, CAREER

1.	<b>195</b>	<b>Jamaal Charles</b>	<b>2008-15</b>
2.	190	Priest Holmes	2001-07
3.	137	Larry Johnson	2003-09
4.	71	Marcus Allen	1993-97
5.	63	Kimble Anders	1991-00

## CHARLES RUNNING ALONG

RB Jamaal Charles has rushed for more than 1,000 yards in five straight seasons in which he has played in at least 15 games. He recently passed Priest Holmes to rank first in team history for most career rushing yards. He is the first player in Chiefs history to crack the 1,000-yard rushing plateau five times in his career. He became the first running back to crack 7,000 rushing yards in team history.

### CHIEFS RECORD BOOK: MOST RUSHING YARDS, CAREER

Rank	Player	Years	Yards
1.	<b>Jamaal Charles</b>	<b>2008-15</b>	<b>7,220</b>
2.	Priest Holmes	2001-07	6,070
3.	Larry Johnson	2003-09	6,015
4.	Christian Okoye	1987-92	4,897
5.	Ed Podolak	1969-77	4,451

## BY THE NUMBERS - JAMAAL CHARLES VS. THE NFL

Chiefs running back Jamaal Charles is in his eighth NFL season. Statistically, his best games have come against AFC West and NFC South opponents. History shows he has played particularly well against the Denver Broncos, recording 1,175 scrimmage yards and seven touchdowns against the club. Below is a breakdown of how Charles has fared against his opponents.

AFC West Team	Att.	Yds.	TD	Rec.	Yds.	Rec. TDs	Scrimmage Yds.	Tot. TDs
Broncos	186	987	5	28	188	2	1175	7
Raiders	122	499	5	37	416	5	915	10
Chargers	124	664	6	21	184	1	848	7
<b>Total</b>	<b>432</b>	<b>2150</b>	<b>16</b>	<b>86</b>	<b>788</b>	<b>8</b>	<b>2938</b>	<b>24</b>

AFC East Team	Att.	Yds.	TD	Rec.	Yds.	Rec. TDs	Scrimmage Yds.	Tot. TDs
Bills	92	589	2	31	198	2	787	4
Dolphins	3	15	0	3	102	0	117	0
Jets	25	123	1	3	14	0	137	1
Patriots	23	120	1	2	22	2	142	3
<b>Total</b>	<b>143</b>	<b>847</b>	<b>4</b>	<b>42</b>	<b>336</b>	<b>4</b>	<b>1183</b>	<b>8</b>

AFC North Team	Att.	Yds.	TD	Rec.	Yds.	Rec. TDs	Scrimmage Yds.	Tot. TDs
Bengals	55	273	0	13	123	0	396	0
Browns	72	442	2	8	89	0	531	2
Ravens	35	148	0	6	50	0	198	0
Steelers	49	187	1	7	56	1	243	3*
<b>Total</b>	<b>211</b>	<b>1,050</b>	<b>3</b>	<b>34</b>	<b>318</b>	<b>1</b>	<b>1368</b>	<b>5</b>

AFC South Team	Att.	Yds.	TD	Rec.	Yds.	Rec. TDs	Scrimmage Yds.	Tot. TDs
Colts	51	419	2	9	56	0	475	2
Jaguars	37	184	2	6	42	0	226	2
Texans	53	236	1	12	107	1	343	2
Titans	45	221	1	17	118	2	339	3
<b>Total</b>	<b>186</b>	<b>1060</b>	<b>6</b>	<b>44</b>	<b>323</b>	<b>3</b>	<b>1383</b>	<b>9</b>

AFC Total	Att.	Yds.	TD	Rec.	Yds.	Rec. TDs	Scrimmage Yds.	Tot. TDs
<b>Total</b>	<b>972</b>	<b>5107</b>	<b>29</b>	<b>206</b>	<b>1765</b>	<b>16</b>	<b>6872</b>	<b>46*</b>

\*Includes Charles' 97-yard KO return TD vs. PIT in 2009.

NFC East Team	Att.	Yds.	TD	Rec.	Yds.	Rec. TDs	Scrimmage Yds.	Tot. TDs
Cowboys	19	64	0	13	102	1	166	1
Eagles	26	128	1	10	114	0	242	1
Giants	20	89	0	5	62	1	151	1
Redskins	23	156	1	3	10	1	166	2
<b>Total</b>	<b>88</b>	<b>437</b>	<b>2</b>	<b>31</b>	<b>288</b>	<b>3</b>	<b>725</b>	<b>5</b>

NFC North Team	Att.	Yds.	TD	Rec.	Yds.	Rec. TDs	Scrimmage Yds.	Tot. TDs
Bears	12	58	0	1	26	0	84	0
Lions	2	27	0	0	0	0	27	0
Packers	11	49	3	5	33	0	82	3
Vikings	0	0	0	0	0	0	0	0
<b>Total</b>	<b>25</b>	<b>134</b>	<b>3</b>	<b>6</b>	<b>59</b>	<b>0</b>	<b>193</b>	<b>3</b>

NFC South Team	Att.	Yds.	TD	Rec.	Yds.	Rec. TDs	Scrimmage Yds.	Tot. TDs
Buccaneers	30	146	0	2	7	0	153	0
Falcons	23	125	0	3	24	0	149	0
Panthers	31	145	0	8	33	0	178	0
Saints	35	245	1	6	55	0	300	1
<b>Total</b>	<b>119</b>	<b>661</b>	<b>1</b>	<b>19</b>	<b>119</b>	<b>0</b>	<b>780</b>	<b>1</b>

NFC West Team	Att.	Yds.	TD	Rec.	Yds.	Rec. TDs	Scrimmage Yds.	Tot. TDs
49ers	27	177	0	4	61	0	238	0
Cardinals	22	179	1	6	58	1	237	2
Rams	24	199	3	7	71	0	270	3
Seahawks	42	332	3	4	22	0	354	3
<b>Total</b>	<b>116</b>	<b>881</b>	<b>7</b>	<b>21</b>	<b>212</b>	<b>1</b>	<b>1093</b>	<b>8</b>

NFC Total	Att.	Yds.	TD	Rec.	Yds.	Rec. TDs	Scrimmage Yds.	Tot. TDs
<b>Total</b>	<b>348</b>	<b>2113</b>	<b>13</b>	<b>77</b>	<b>678</b>	<b>4</b>	<b>2791</b>	<b>17</b>



# CHIEFS RECORD WATCH

## CHIEFS RECORD BOOK MOST TOUCHDOWNS, CAREER

1.	83.....	Priest Holmes (76 rush, 7 rec.) .....	2001-07
2.	76.....	Tony Gonzalez (0 rush, 76 rec.) .....	1997-08
3.	<b>63.....</b>	<b>Jamaal Charles (42 rush, 20 rec., 1 KOR)</b>	<b>2008-15</b>
4.	61.....	Larry Johnson (55 rush, 6 rec.) .....	2003-09
5.	60.....	Otis Taylor (3 rush, 57 rec.) .....	1965-75

## CHIEFS RECORD BOOK LOWEST PERCENTAGE, PASSES HAD INTERCEPTED, SEASON

1.	0.41 .....	Damon Huard (244-1) .....	2006
2.	<b>0.85 .....</b>	<b>Alex Smith (354-3) .....</b>	<b>2015</b>
3.	0.90 .....	Steve DeBerg (444-4) .....	1990
4.	1.29 .....	Alex Smith (464-6) .....	2014
5.	1.37 .....	Alex Smith (508-7) .....	2013

## CHIEFS RECORD BOOK MOST PUNTS INSIDE THE 20, CAREER

1.	<b>341 .....</b>	<b>Dustin Colquitt .....</b>	<b>2005-15</b>
2.	117 .....	Louie Aguiar .....	1994-98
3.	62 .....	Bryan Barker .....	1990-93
4.	58 .....	Jim Arnold .....	1983-85
5.	54 .....	Kelly Goodburn .....	1987-90

## CHIEFS RECORD BOOK MOST SACKS, CAREER

1.	126.5 .....	Derrick Thomas .....	1989-99
2.	86.5 .....	Neil Smith .....	1988-96
3.	<b>86.0 .....</b>	<b>Tamba Hali .....</b>	<b>2006-15</b>
4.	73.0 .....	Art Still .....	1978-87
5.	<b>56.0 .....</b>	<b>Justin Houston .....</b>	<b>2011-15</b>

## CHIEFS RECORD BOOK MOST SACKS, DEFENSIVE BACK, CAREER

1.	6.5 .....	Reggie Tongue .....	1996-99
2t.	6.0 .....	James Hasty .....	1995-00
		Greg Wesley .....	2000-07
4.	<b>5.5 .....</b>	<b>Eric Berry .....</b>	<b>2010-15</b>
5.	5.0 .....	Jerome Woods .....	1996-05

## CHIEFS RECORD BOOK MOST INTERCEPTION RETURN TOUCHDOWNS, CAREER

1.	6 .....	Bobby Bell .....	1963-74
2t.	5 .....	Jim Kearney .....	1967-75
		Emmitt Thomas .....	1966-78
4.	4 .....	Lloyd Burruss .....	1981-91
5t.	<b>3 .....</b>	<b>Eric Berry .....</b>	<b>2010-15</b>
		Eight others tied .....	

## CHIEFS RECORD BOOK MOST SACKS, INTERIOR DEFENSIVE LINEMAN, CAREER

1.	40.0 .....	Bill Maas .....	1984-92
2.	28.0 .....	Dan Saleamua .....	1989-96
3.	27.5 .....	John Browning .....	1996-05
4.	14.0 .....	Joe Phillips .....	1992-97
5.	<b>11.5 .....</b>	<b>Dontari Poe .....</b>	<b>2012-15</b>

# JOHNSON MOVES UP CAREER TACKLE CHART

In the Chiefs Monday Night Football game at Green Bay, LB Derrick Johnson recorded eight solo tackles and became the first player in franchise history to record 1,000 career tackles. Johnson now owns 1,053 career stops, which places him atop the franchise's history book in the tackle category, passing Chiefs Hall of Fame LB Gary Spani's former record of 999 tackles. In 2011, Johnson set a Chiefs single-season record with 179 tackles (131 solo). In 2010, 2011, 2012 & 2013, Johnson led the team in total tackles.

## CHIEFS RECORD BOOK, TACKLES, CAREER

Rk.	Player	Tackles
1.	<b>Derrick Johnson .....</b>	<b>1,053</b>
2.	Gary Spani .....	999
3.	Art Still .....	992
4.	Deron Cherry .....	927
5.	Donnie Edwards .....	883

## JOHNSON'S 100 TACKLE SEASONS

Year	Tackles	Solo	Assists	Team Rank
2005	110	87	23	Third
2007	107	91	16	Third
2010	147	107	40	First
2011	179	131	48	First
2012	125	110	15	First
2013	107	95	12	First
2015	68	56	12	First



# GET YOUR HANDS DIRTY

Getting after the opposing quarterback has been a point of pride for the Kansas City Chiefs. In fact, nine different players have recorded at least a partial sack in 2015. The Chiefs totaled 46.0 team sacks in the 2014 season from 11 different players.

Justin Houston	LB	7.5	Ron Parker	DB	2.0
Tamba Hali	LB	6.5	Mike DeVito	DE	2.0
Allen Bailey	DE	4.5	Dontari Poe	DT	1.0
Derrick Johnson	LB	3.0	Josh Mauga	LB	1.0
Jaye Howard	DL	2.5			



## SACK CITY

Chiefs linebackers Tamba Hali and Justin Houston take pride in their abilities in getting after the opposing team's quarterback. The two have combined for 142.0 total sacks. Hali needs 1.0 sack to pass Neil Smith for second in team history in that category. Below is a breakdown of how each player has fared against each opponent and opposing QBs.



### Hali Sacks by QB

Quarterback	Sacks
Philip Rivers	13.5
Kyle Orton	6.0
Alex Smith	4.5
Ryan Fitzpatrick	4.5
Aaron Rodgers	4.0
Jason Campbell	3.5
Joe Flacco	3.0
Eli Manning	3.0
Peyton Manning	3.0
Terrelle Pryor	2.5
Case Keenum	2.5
Robert Griffin III	2.0
Kelly Holcomb	2.0
Donovan McNabb	2.0
Brandon Weeden	2.0
Tom Brady	2.0
Landry Jones	2.0
Brett Favre	1.5
Jake Plummer	1.5
Kyle Boller	1.0
Todd Bouman	1.0
Derek Carr	1.0
Kellen Clemens	1.0
Kerry Collins	1.0
Daunte Culpepper	1.0
Andy Dalton	1.0
Josh Freeman	1.0
David Garrard	1.0
Caleb Hanie	1.0
Matt Leinart	1.0
Andrew Luck	1.0
Brandon Marshall	1.0
Mark Sanchez	1.0
Michael Vick	1.0
Andrew Walter	1.0
Ryan Tannehill	1.0
Russell Wilson	1.0
Tyrod Taylor	1.0
Carson Palmer	0.5
JaMarcus Russell	0.5
Vince Young	0.5
Matthew Stafford	0.5

### Hali Sacks By Team

Team	Sacks
San Diego	13.5
Denver	9.5
Oakland	9.5
Buffalo	4.5
Green Bay	4.5
San Francisco	4.5
Minnesota	4.0
Baltimore	3.0
Indianapolis	3.0
N.Y. Giants	3.0
N.Y. Jets	3.0
Washington	3.0
Houston	2.5
Tennessee	2.5
Cleveland	2.0
Jacksonville	2.0
New England	2.0
Pittsburgh	2.0
Cincinnati	1.5
Arizona	1.0
Chicago	1.0
Philadelphia	1.0
Tampa Bay	1.0
Miami	1.0
Seattle	1.0
Detroit	0.5



### HALI'S SACK STATS

LB Tamba Hali has 6.5 sacks in the 2015 season season, giving him 86.0 sacks (-566.5 yards) for his career to rank third in franchise history. He needs just 1.0 sack to pass DE Neil Smith (86.5) for second place for most sacks. He owns 20 career multi-sack games.

### CHIEFS RECORD BOOK: MOST SACKS, CAREER

Rk.	Sacks	Player	Years
1.	126.5	Derrick Thomas	1989-99
2.	86.5	Neil Smith	1988-96
3.	86.0	Tamba Hali	2006-15
4.	73.0	Art Still	1978-87
5.	56.0	Justin Houston	2011-15



### Houston Sacks by QB

Quarterback	Sacks
Michael Vick	6.5
Peyton Manning	5.0
Philip Rivers	5.0
Drew Brees	3.0
Caleb Hanie	3.0
Blaine Gabbert	3.0
Austin Davis	3.0
Joe Flacco	2.0
Jake Locker	2.0
Drew Stanton	2.0
Derek Carr	2.0
Ben Roethlisberger	2.0
Tim Tebow	1.5
Matthew Stafford	1.5
Mark Sanchez	1.0
Matt Ryan	1.0
Cam Newton	1.0
Ryan Fitzpatrick	1.0
Terrelle Pryor	1.0
Jason Campbell	1.0
Ryan Tannehill	1.0
Tom Brady	1.0
Jimmy Garoppolo	1.0
Colin Kaepernick	1.0
Brian Hoyer	1.0
Teddy Bridgewater	1.0
Brock Osweiler	2.0
Case Keenum	0.5

### Houston Sacks by Team

Team	Sacks
Denver	8.5
San Diego	5.0
Philadelphia	4.5
Tennessee	3.0
Chicago	3.0
New Orleans	3.0
Jacksonville	3.0
St. Louis	3.0
N.Y. Jets	3.0
Oakland	3.0
Baltimore	2.0
New England	2.0
Arizona	2.0
Pittsburgh	2.0
Houston	1.5
Detroit	1.5
Atlanta	1.0
Carolina	1.0
Cleveland	1.0
Miami	1.0
San Francisco	1.0
Minnesota	1.0

### HOUSTON WE HAVE A PROBLEM

LB Justin Houston owns six 3.0-plus sack games in his career. Houston has recorded 56.0 sacks in 70 career games played, averaging over a half sack per game (0.80).

Date	Opponent	Opposing QB	Result	Total
12/4/11	@ Chicago	Caleb Hanie	W, 10-3	3.0 (-15.0 yds)
9/23/12	@ New Orleans	Drew Brees	W, 27-24 OT	3.0 (-25.0 yds)
9/8/13	@ Jacksonville	Blaine Gabbert	W, 28-2	3.0 (-27.0 yds.)
9/19/13	@ Philadelphia	Michael Vick	W, 26-16	4.5 (-28.0 yds.)
10/26/14	vs. St. Louis	Austin Davis	W 34-7	3.0 (-17.0 yds.)
12/28/14	vs. San Diego	Philip Rivers	W 19-7	4.0 (-21.0 yds.)

### HOUSTON'S 2014 SACKS

Chiefs LB Justin Houston led the NFL with 22.0 sacks in the 2014 season.

### NFL Sack Leaders

Player	Team	Sacks
1. Justin Houston	Chiefs	22.0 (Team Record)
2. J.J. Watt	Texans	20.5
3. Elvis Dumervil	Ravens	17.0
4t. Connor Barwin	Eagles	14.5
Mario Williams	Bills	14.5



### JUSTIN HOUSTON BY THE NUMBERS

LB Justin Houston had 33.0 sacks between 2013-14, ranking second in back-to-back seasons in franchise history.

#### CHIEFS RECORD BOOK

##### MOST SACKS, CONSECUTIVE SEASONS

1.	33.5	Derrick Thomas (20.0, 13.5)	1990-91
2.	<b>33.0</b>	<b>Justin Houston (11.0, 22.0)</b>	<b>2013-14</b>
3.	30.0	Derrick Thomas (10.0, 20.0)	1989-90
4.	29.5	Neil Smith (14.5, 15.0)	1992-93
	<b>29.5</b>	<b>Justin Houston (22.0, 7.5)</b>	<b>2014-15</b>
5.	28.0	Derrick Thomas (13.5, 14.5)	1991-92

Houston has 16 career multi-sack games, including a career-high six such performances in 2014. He has 11 multi-sack games in his past three seasons.

#### CHIEFS RECORD BOOK

##### MOST MULTI-SACK GAMES, CAREER

1.	27	Derrick Thomas	1989-99
2.	<b>20</b>	<b>Tamba Hali</b>	<b>2006-15</b>
3.	19	Neil Smith	1988-96
4.	<b>16</b>	<b>Justin Houston</b>	<b>2011-15</b>
5.	13	Jared Allen	2004-07

Since Dec. 1, 2011 (Houston's first NFL sack), he trails only Houston's J.J. Watt for most QB takedowns.

#### NFL LEADERS

##### SACKS, SINCE DEC. 1, 2011

1.	66.0	J.J. Watt	Houston
2.	<b>56.0</b>	<b>Justin Houston</b>	<b>Kansas City</b>
3.	46.0	Elvis Dumervil	Denver/Baltimore
4.	45.5	Von Miller	Denver
5.	45.0	Robert Quinn	St. Louis

### HOUSTON IN NFL RECORD BOOK

Justin Houston's franchise record 22.0 sacks in 2014 was just 0.5 sack shy of Michael Strahan's NFL record 22.5 set in 2001. Houston's 22.0 sacks tie him with four other players, including Pro Football Hall of Famers Reggie White and Chris Doleman.

Rk.	Player	Year	Sacks
1.	Michael Strahan*	2001	22.5
2.	<b>Justin Houston</b>	<b>2014</b>	<b>22.0</b>
	Jared Allen	2011	22.0
	Chris Doleman*	1989	22.0
	Reggie White*	1987	22.0
	Mark Gastineau	1984	22.0

\*Pro Football Hall of Famer

### WHERE HE RANKS IN CHIEFS HISTORY

In 2014, Justin Houston broke the Chiefs franchise record for sacks in a single season with 22.0. Houston's 22.0 sacks were two more than Pro Football Hall of Famer Derrick Thomas' 20.0 more than two decades prior in 1990.

Rk.	Player	Year	Sacks
1.	<b>Justin Houston</b>	<b>2014</b>	<b>22.0</b>
2.	Derrick Thomas*	1990	20.0
3.	Jared Allen	2007	15.5
4.	Neil Smith	1993	15.0
5.	<b>Tamba Hali</b>	<b>2010</b>	<b>14.5</b>
	Neil Smith	1992	14.5
	Art Still	1984	14.5
	Derrick Thomas*	1992	14.5

\*Pro Football Hall of Famer

### MOST SACKS, TEAMMATES, 2013-15

Justin Houston and Tamba Hali have proven to be a potent duo when getting to the quarterback. In the past three seasons, Hali and Houston have combined for 64.0 sacks, good for the number one ranking in the NFL for players who lead their current teams in sacks.

Rk.	Players	Team	Sacks
1.	<b>Justin Houston/Tamba Hali</b>	<b>Chiefs</b>	<b>64.0</b>
2.	J.J. Watt/Whitney Mercilus	Texans	63.0
3.	Elvis Dumervil/Terrell Suggs	Ravens	54.5
4.	Mario Williams/Jerry Hughes	Bills	53.5
5.	Robert Quinn/Aaron Donald	Rams	50.5



### CHIEFS DEFENSE NO STRANGER TO END ZONE

The Chiefs have found the endzone three times on defense in 2015. In Week 2, rookie CB Marcus Peters intercepted Peyton Manning and returned it 55 yards to paydirt and in Week 5, rookie LB Ramik Wilson recovered a Jay Cutler fumble in the endzone. In week 11, LB Justin Houston intercepted a Philip Rivers pass and returned it 17 yards for a touchdown. In 2014, the Chiefs had one returned TD on defense. In 2013, the Chiefs defense found the endzone six times. Below is a look at Kansas City's most recent defensive touchdowns.

Kansas City is 98-26-1 (.788) in games with a defensive touchdown.

#### Most Recent Defensive Scores

Date	Opponent	Defensive Score	Result
11/22/15	SD	LB Justin Houston 17-yard INT return	W, 33-3
10/11/15	CHI	LB Ramik Wilson FR in endzone	L, 18-17
9/17/15	DEN	CB Marcus Peters 55-yard INT return	L, 31-24
9/29/14	NE	S Husain Abdullah 39-yard INT return	W, 41-14
12/15/13	@ Oak	S Eric Berry 47-yard INT return	W, 56-31
11/3/13	@ Buf	LB Tamba Hali 11-yard fumble return	W, 23-13
11/3/13	@ Buf	CB Sean Smith 100-yard INT return	W, 23-13
10/13/13	OAK	S Husain Abdullah 44-yd INT return	W, 24-7
9/19/13	@ Phi	S Eric Berry 38-yd INT return	W, 26-16
9/8/13	@ Jax	LB Tamba Hali 10-yd INT return	W, 28-2
9/23/12	@ NO	LB Justin Houston safety (Drew Brees)	W, 27-24OT
10/23/11	@ Oak	CB Brandon Flowers 58-yd INT return	W, 28-0
10/23/11	@ Oak	S Kendrick Lewis 59-yd INT return	W, 28-0
12/26/10	TEN	S Eric Berry 54-yd INT return	W, 34-14
10/24/10	JAX	LB Derrick Johnson 15-yd INT return	W, 42-20
9/19/10	@ Cle	CB Brandon Flowers 33-yd INT return	W, 16-14
1/3/10	@ Den	LB Derrick Johnson 60-yd INT return	W, 44-24

## CHIEFS DEFENSIVE /SPECIAL TEAMS NOTES



### CHIEFS EXCEL WHEN SACKING THE QB

The Chiefs and Defensive Coordinator Bob Sutton have placed an emphasis on putting pressure on opposing quarterbacks. The Chiefs have recorded 6.0 or more team sacks 56 times in team history. In those 56 games, Kansas City has a 50-5-1 (.902) record and has outscored its opponents 1,649-668.

#### Record When Recording 6.0 or More Team Sacks

Date	Opponent	Sacks	Yds	Result
12/4/1960	Houston	7.0	54	W, 24-0
12/18/1960	Buffalo	6.0	37	W, 24-7
9/23/1962	@ Oakland	6.0	67	W, 26-16
12/8/1963	Denver	6.0	47	W, 52-21
12/14/1963	Boston	6.0	54	W, 35-3
11/8/1964	Oakland	7.0	65	W, 42-7
10/31/1965	Oakland	6.0	62	W, 14-7
10/8/1967	Miami	7.0	77	W, 41-0
9/28/1968	@ Miami	6.0	55	W, 48-3
11/10/1968	@ Cincinnati	6.0	35	W, 16-9
12/8/1968	@ San Diego	6.0	61	W, 40-3
12/14/1968	@ Denver	7.0	78	W, 30-7
10/26/1969	Cincinnati	6.0	23	W, 42-22
11/2/1969	@ Buffalo	9.0	93	W, 29-7
9/28/1970	@ Baltimore	7.0	73	W, 44-24
12/6/1970	Denver	6.0	45	W, 16-0
10/1/1972	@ Denver	8.0	63	W, 45-24
11/12/1973	Chicago	6.0	64	W, 19-7
12/2/1973	Cleveland	7.0	50	T, 20-20
9/23/1979	Oakland	7.0	55	W, 35-7
10/5/1980	@ Oakland	6.0	54	W, 31-17
11/13/1983	Cincinnati	7.0	49	W, 20-15
11/27/1983	@ Seattle	6.0	40	L, 48-51 (OT)
9/30/1984	Cleveland	11.0	78	W, 10-6
12/8/1985	Atlanta	7.0	53	W, 38-10
9/21/1986	Houston	7.0	42	W, 27-13
9/23/1990	@ Green Bay	6.0	35	W, 17-3
10/7/1990	@ Indianapolis	7.0	62	L, 19-23
11/11/1990	Seattle	9.0	70	L, 16-17
12/2/1990	@ New England	6.0	44	W, 37-7
10/7/1991	Buffalo	6.0	43	W, 33-6
11/17/1991	Denver	6.0	47	L, 20-24
10/11/1992	Philadelphia	6.0	39	W, 24-17
11/8/1992	San Diego	6.0	56	W, 16-14
12/27/1992	Denver	6.0	56	W, 42-20
10/3/1993	LA Raiders	6.0	46	W, 24-9
10/17/1994	@ Denver	6.0	30	W, 31-28
10/1/1995	@ Arizona	7.0	68	W, 24-3
9/15/1996	@ Seattle	7.0	18	W, 35-17
11/16/1997	Denver	6.0	38	W, 24-22
12/7/1997	Oakland	6.0	45	W, 30-0
12/14/1997	@ San Diego	7.0	34	W 29-7
9/6/1998	Oakland	10.0	58	W, 28-8
12/26/1998	@ Oakland	6.0	44	W, 31-24
9/17/2000	San Diego	6.0	31	W, 42-10
11/26/2000	@ San Diego	6.0	28	L, 16-17
12/10/2000	Carolina	6.0	18	W, 15-14
12/8/2002	St. Louis	7.0	49	W, 49-10
12/4/2011	Chicago	7.0	45	W, 10-3
9/8/2013	@ Jacksonville	6.0	50	W, 28-2
9/19/2013	@ Philadelphia	6.0	34	W, 26-16
10/13/2013	Oakland	9.0	63	W, 24-7
12/8/2013	@ Washington	6.0	31	W, 45-10
10/26/2014	St. Louis	7.0	44	W, 34-7
12/28/14	San Diego	7.0	42	W, 19-7
11/1/15	Detroit	6.0	32	W, 45-10

### KICK RETURN RECORD

The NFL record for highest kickoff return average in a single season was previously 29.4, set by the 1972 Chicago Bears. The Chiefs took over the the top mark in NFL history in 2013 averaging 29.9 yards per return.

#### NFL RECORD BOOK - KICKOFF RETURN AVERAGE, SEASON

Rk.	Team	Avg.	Year
1.	Kansas City	29.9	2013
2.	Chicago	29.4	1972
3.	Pittsburgh	28.9	1952
4.	Washington	28.2	1962
5.	Baltimore (Colts)	28.1	1972

### DAVIS' RETURN LONGEST IN TEAM HISTORY

Chiefs RB Knile Davis recorded a 108-yard kickoff return on Dec. 1 against the Broncos at Arrowhead Stadium in 2013. It was the longest play in Chiefs history and tied for the second-longest kickoff return in NFL history.

Rk.	Player	Type	Yards	Game
1.	Knile Davis	Kickoff Return	108 (TD)	vs. DEN (12/1/13)
2.	Noland Smith	Kickoff Return	106 (TD)	at DEN (12/17/67)
3.	Gary Barbaro	INT Return	102 (TD)	vs. SEA (12/11/77)
4.	Chris Martin	Fumble Return	101 (TD)	vs. MIA (10/31/91)
5t.	Tim Collier	INT Return	100 (TD)	at OAK (12/18/77)
	Sean Smith	INT Return	100 (TD)	at BUF (11/3/13)
	Dante Hall	Kickoff Return	100 (TD)	vs. PIT (9/14/03)

### COLQUITT PINS OPPONENTS

Chiefs P Dustin Colquitt finished tied for first in the NFL for most punts inside the 20-yard line with 35 in 2013. Colquitt set a personal single-season career high, a team record and was one punt shy of tying an NFL record for most punts inside the 20 with 45 in 2012. In 2014, 30 of his 66 punts landed inside the 20. He has 25 so far in 2015.

He is the Chiefs all-time leader in punts inside the 20 with 341, which is more than twice as many as the next closest player in team history.

#### NFL RECORD BOOK: PUNTS INSIDE 20, SINGLE SEASON

Rank	Inside 20	Player	Year
1.	46	Dave Zastudil (ARI)	2012
2.	45	Dustin Colquitt (KC)	2012
3t.	42	Ben Graham (ARI)	2009

#### CHIEFS RECORD BOOK: PUNTS INSIDE 20, CAREER

Rank	Inside 20	Player	Years
1.	341	Dustin Colquitt	2005-15
2.	117	Louie Aguiar	1994-98
3.	62	Bryan Barker	1990-93
4.	58	Jim Arnold	1983-85
5.	54	Kelly Goodburn	1987-90





## CHIEFS MISCELLANEOUS NOTES

### OWNERSHIP OF 50+ YEARS

The Chiefs are one of only six current NFL franchises that have been owned by the same individual family for over 50 years.

<u>Ownership</u>	<u>Franchise</u>	<u>Years</u>
Halas Family	Chicago Bears	94
Bidwill Family	Arizona Cardinals	82
Rooney Family	Pittsburgh Steelers	82
<b>Hunt Family</b>	<b>Kansas City Chiefs</b>	<b>56</b>
Adams Family	Tennessee Titans	56
Ford Family	Detroit Lions	52



### THE FIRST LADY OF FOOTBALL

Norma Hunt continues to play an integral part of the Chiefs in Kansas City. She owns the distinction of being the only woman known to have attended all 49 Super Bowls and was selected to preside over the coin toss at Super Bowl XLI along with Pro Football Hall of Fame quarterback Dan Marino. She is involved in numerous philanthropic and civic efforts in Kansas City and Texas. Her late husband, Lamar Hunt, was the guiding force behind the formation of the Kansas City Chiefs and the American Football League and was inducted into the Pro Football Hall of Fame in 1972. He, with the help of his family, coined the term "Super Bowl."

Hunt, along with her daughter-in-law Tavia Hunt (wife of current Chiefs Chairman & CEO Clark Hunt), participate in the NFL Women's Apparel advertising campaigns. The Hunts have been featured alongside other female NFL leaders such as Charlotte Jones Anderson (Dallas Cowboys Executive Vice President/Chief Brand Officer and NFL Foundation chair), Suzanne Johnson (wife of New York Jets owner Woody Johnson) and Tanya Snyder (wife of Washington Redskins owner Dan Snyder).



### BY THE NUMBERS

**2**

Super Bowl appearances

**4**

AFL Championship appearances

**8**

Division championships

**438**

Franchise wins

**11**

Pro Football Hall of Famers

**45**

Chiefs Hall of Famers

**202**

Number of Chiefs wins vs. AFC West opponents, the most of any other AFC West team in inter-division affairs

**10**

Retired Chiefs numbers

**56**

The club is in its 56th season of existence

**82,893**

Largest crowd (regular season)

**142.2**

Highest decibel level at Arrowhead Stadium

**166**

Games won by Head Coach Andy Reid

**1,053**

Number of tackles by Chiefs LB Derrick Johnson, a franchise high for career tackles

**25,154,334**

Total home attendance in franchise history dating back to 1960 when the club was in Dallas

**44**

Years at Arrowhead Stadium

**CHIEFS ALL-TIME YEAR-BY-YEAR RESULTS**


<b>YEAR</b>	<b>PRESEASON</b>	<b>REG. SEASON</b>	<b>PLAYOFFS</b>
1960	6-0 .....	8-6 .....	0-0
1961	4-1 .....	6-8 .....	0-0
1962	2-3 .....	11-3 .....	1-0
1963	3-2 .....	5-7-2 .....	0-0
1964	4-1 .....	7-7 .....	0-0
1965	3-2 .....	7-5-2 .....	0-0
1966	4-0 .....	11-2-1 .....	1-1 (S.B. loss)
1967	4-1 .....	9-5 .....	0-0
1968	4-1 .....	12-2 .....	0-1
1969	6-0 .....	11-3 .....	3-0 (S.B. win)
1970	4-3 .....	7-5-2 .....	0-0
1971	4-1-1 .....	10-3-1 .....	0-1
1972	5-2 .....	8-6 .....	0-0
1973	2-4 .....	7-5-2 .....	0-0
1974	3-3 .....	5-9 .....	0-0
1975	3-3 .....	5-9 .....	0-0
1976	2-4 .....	5-9 .....	0-0
1977	3-3 .....	2-12 .....	0-0
1978	2-2 .....	4-12 .....	0-0
1979	3-1 .....	7-9 .....	0-0
1980	3-1 .....	8-8 .....	0-0
1981	1-3 .....	9-7 .....	0-0
1982	2-1-1 .....	3-6 .....	0-0
1983	2-2 .....	6-10 .....	0-0
1984	1-3 .....	8-8 .....	0-0
1985	3-1 .....	6-10 .....	0-0
1986	2-2 .....	10-6 .....	0-1
1987	4-1 .....	4-11 .....	0-0
1988	2-1-1 .....	4-11-1 .....	0-0
1989	1-3 .....	8-7-1 .....	0-0
1990	1-3 .....	11-5 .....	0-1
1991	2-2 .....	10-6 .....	1-1
1992	1-3 .....	10-6 .....	0-1
1993	3-1 .....	11-5 .....	2-1
1994	2-3 .....	9-7 .....	0-1
1995	3-1 .....	13-3 .....	0-1
1996	3-1 .....	9-7 .....	0-0
1997	1-3 .....	13-3 .....	0-1
1998	2-3 .....	7-9 .....	0-0
1999	2-2 .....	9-7 .....	0-0
2000	0-4 .....	7-9 .....	0-0
2001	2-2 .....	6-10 .....	0-0
2002	3-1 .....	8-8 .....	0-0
2003	3-2 .....	13-3 .....	0-1
2004	1-3 .....	7-9 .....	0-0
2005	0-4 .....	10-6 .....	0-0
2006	2-2 .....	9-7 .....	0-1
2007	0-4 .....	4-12 .....	0-0
2008	2-2 .....	2-14 .....	0-0
2009	0-4 .....	4-12 .....	0-0
2010	1-3 .....	10-6 .....	0-1
2011	0-4 .....	7-9 .....	0-0
2012	1-3 .....	2-14 .....	0-0
2013	2-2 .....	11-5 .....	0-1
2014	1-3 .....	9-7 .....	0-0
2015	4-0 .....	6-5 .....	0-0

**PRO FOOTBALL HALL OF FAMER EMMITT THOMAS**

Pro Football Hall of Fame Cornerback Emmitt Thomas is in his sixth season as defensive backs coach with the Kansas City Chiefs. Thomas works alongside former NFL Cornerback Al Harris, who joined the Chiefs as a defensive assistant/secondary coach in 2013.

One of the best defenders in Chiefs history, Thomas finished his career with 58 interceptions – a Chiefs record – as well as five defensive touchdowns in 181 games, all with Kansas City. Thomas holds the Chiefs record for interception return yardage with 938 yards.

Thomas was a member of the Chiefs Super Bowl IV Championship squad and was elected to the Chiefs Hall of Fame in 1986 and the Pro Football Hall of Fame in 2008.

**NFL IMPORTANT DATES****2016**

January 3.....	Final Week of the Regular Season
January 9-10.....	Wild Card Playoffs
January 16-17.....	Divisional Playoffs
January 23.....	East-West Shrine Game
January 24.....	AFC-NFC Championships
January 30.....	Senior Bowl
January 31.....	NFL Pro Bowl (Honolulu, Hawaii)
February 7 .....	Super Bowl 50 (Levi's Stadium)
February 23-29 .....	NFL Combine
March 7.....	Franchise Tag Deadline
March 12-15 .....	Clubs Able to Negotiate with Free Agents
March 15.....	Start of the 2016 League Year
March 20-23 .....	Spring League Meetings in Florida
April 28-30 .....	NFL Draft (Chicago)



## THIS IS OUR HOUSE



### CHIEFS FANS SET WORLD RECORD



On Monday, Sept. 29, 2014, Kansas City defeated the New England Patriots 41-14, and Chiefs fans set a Guinness World Record for Loudest Crowd Roar at a Sports Stadium (Outdoors). Chiefs fans reached a peak decibel reading of 142.2 as Guinness World Records adjudicator Philip Robertson monitored the sound levels. The mark was set early in the contest while the club was on defense. The Arrowhead Stadium record passed the old record of 137.5 decibels and broke Seattle's record of 137.6.



### TOP CROWDS AT ARROWHEAD

(Regular Season and Playoffs)

Date	Opponent	Attendance
Oct. 2, 2000	Seattle	82,893*
Nov. 5, 1972	Oakland	82,094
Sept. 11, 1994	San Francisco	79,907
Sept. 17, 1972	Miami	79,829
Nov. 23, 2006	Denver	79,484
Sept. 22, 1996	Denver	79,439
Oct. 26, 1998	Pittsburgh	79,431
Oct. 9, 1995	San Diego	79,288
Sept. 8, 1996	Oakland	79,281
Nov. 10, 1996	Green Bay	79,281
Oct. 7, 1996	Pittsburgh	79,189
Jan. 11, 2004	Indianapolis	79,159

### THE ARROWHEAD ADVANTAGE

"The fans, they're phenomenal. 142.2 decibels, I never thought I would be fired up (for) decibel levels but I'm fired up for them. My ears are still ringing, I mean it was loud, loud down there. Like incredibly loud."

- Chiefs Head Coach Andy Reid

"I think these fans are special fans and they proved it tonight again. They're the best in the country. This doesn't happen anywhere else like this and I think they're feeding off, the whole town is feeding off it a little bit."

- QB Alex Smith

"It's a great feeling (playing at Arrowhead). On 3rd-and-long when you hear the crowd and you see the opposing quarterback yelling, trying to change the play and struggling to communicate with the offensive linemen. That's a great feeling because you know your percentage of getting a sack just went up. I love playing in front of our fans."

- LB Justin Houston





## CHIEFS AID KANSAS CITY HUNGER RELIEF



The Chiefs Community Caring Team, including President Mark Donovan, the Chiefs Rookie Club and Red Coaters, and volunteers from Derrick Thomas and Neil Smith's Third and Long Foundation joined forces to help feed those in need in the community this Thanksgiving.

"Hunger relief is something that's really important to the foundation—it's one of our pillars," said Mark Donovan, Chiefs president. "And the reality is it's a real issue for us here in Kansas City. There are people in this city today who don't know where their next meal is coming from."

The distribution took place throughout the day at the Arrowhead Pavilion, where the group distributed meals for nearly 1,500 Kansas City homes. Since it began in 1992 as a player-funded initiative, the Chiefs have fed 20,000 families as a result of this annual distribution. In addition to the meal distribution, Chiefs QB Alex Smith provided a special holiday surprise visit, personally delivering a local family's meal to their door.

"It means a lot because you get to actually interact with the people who are actually going out there and being the hands and feet to these families and helping to serve them," said rookie wide receiver Chris Conley. "When we get to interact with those people and hear their stories, it always means a lot to us. If you don't interact with them, then you never know what help you're actually doing."

November is a month of significant hunger relief focus by the Chiefs Community Caring Team. This year alone, the Chiefs anticipated providing nearly 240,000 meals within the local community thanks to the efforts of the Hunt Family Foundation.

In addition to the annual Chiefs Thanksgiving Food Distribution, the organization also previously held the Lift Up America initiative for 60 local agencies and hosted the Chiefs Kingdom Food Drive on Nov. 29 when the Chiefs took on the Buffalo Bills. Last year, the Chiefs Kingdom Food Drive set an NFL record by pulling together a donation of nearly 180,000 meals for Harvesters.

The Chiefs and the Hunt Family Foundation, however, do not cease the fight against hunger once the month of November is over. Through other programming such as these in addition to the Souper Bowl of Caring, the Chiefs were directly responsible for providing 264,896 meals throughout Chiefs Kingdom.

"It's a blessing," Chiefs Center Mitch Morse said on being a Chiefs player. "I could have told you that day one. You really figure out how fortunate you are to be put in such a great organization that really cares about its community as well as its football. It's a great mixture of both."

With the help of the 2015 rookie class, the Chiefs will continue to take steps to end the fight against hunger.

"I think one of the most important things for our rookie club is for them to understand what it means to be part of the Chiefs organization," Donovan said. "And not only are they out actually distributing the food and meeting the volunteers who work with these organizations, they also learned about the Third and Long Foundation, the importance of providing and giving back to this community and they learned that if you're a [Chiefs player], it's part of your responsibility and job to give back. And to see them do it as they do with a little bit of extra energy is always fun to be a part of."

## CHIEFS HONOR PFHOF WILL SHIELDS AT HALFTIME

In August, former Chiefs guard Will Shields became the 11th member of the Chiefs organization to be enshrined in the Pro Football Hall of Fame. A true ironman in every sense of the word, Shields played in a franchise-record 224 regular season games with a club-record 223 consecutive starts during his 14-year career in Kansas City.

To mark a Hall of Fame career, there are three iconic items used to symbolize the elite and exclusive status of the title, "Pro Football Hall of Fame Member." First is the gold jacket, second is the bronze bust that will be placed on permanent display at the Pro Football Hall of Fame, and third is the Ring of Excellence, which was presented to Shields at halftime during the Nov. 29 game versus the Buffalo Bills at Arrowhead Stadium. The ring was presented to Shields by Pro Football Hall of Fame President and Executive Director David Baker alongside Chiefs Chairman and CEO Clark Hunt.

Will Shields' outstanding contributions to professional football earned him the highest honor that a pro football player can achieve when he was enshrined in the Pro Football Hall of Fame this past August. In 2003, the NFL recognized Shields for his extensive work off the field as he was named the Walter Payton NFL Man of the Year. Through his Will to Succeed Foundation, more than 100,000 individuals and counting have been positively impacted.

He was also inducted into the Missouri Sports Hall of Fame in 2009, the College Football Hall of Fame in 2011 and the Chiefs Hall of Fame in 2012.



## CHIEFS HOST BLOOD DRIVE AT ARROWHEAD

The Chiefs Community Caring Team and the Community Blood Center (CBC) will join forces to help those in need in the Kansas City community by concluding the Chiefs Week Blood Drive with a special donation event at Arrowhead Stadium. The event, which is open to the public, marks the first time the CBC has hosted a blood drive event inside a professional sports venue.

Donors who give blood at the event will receive a commemorative Chiefs shirt as well as a chance to win ticket packages for the home contests against the Chargers on Sunday, Dec. 13, and the Raiders on Sunday, Jan. 3, 2016, at Arrowhead. Donors will also be offered the opportunity to take an exclusive tour of Arrowhead Stadium at the drive. In addition, there will be a special appearance by 8-year-old blood recipient Harlee Taylor, who was diagnosed with Acute Lymphoblastic Leukemia (ALL), a cancer of the blood and bone marrow and relies on red blood cell and platelet transfusions during her rigorous chemotherapy treatments.

Chiefs Week first began in 1998 as a single-day Chiefs Blood Drive, which collected 359 pints of blood. Since then, due to the kindness of committed donors and fans, the drive has expanded to an annual week-long event.

The Kansas City Chiefs and the Hunt family have made corporate citizenship and charitable giving in the community a priority for the Chiefs. These efforts focus on many programs and organizations which improve the civic climate in our region, support families and children in crisis, improve health and wellness among children, as well as preserve the legacy and history of the game of football.

# 2015 WEEK 12 STANDINGS

AFC East												
Team	W	L	T	PCT	PF	PA	Home	Road	AFC	NFC	DIV	Streak
New England	10	1	0	.909	347	212	6-0	4-1	7-1	3-0	4-0	Lost 1
New York Jets	6	5	0	.545	272	228	4-2	2-3	5-4	1-1	2-2	Won 1
Buffalo	5	6	0	.455	266	257	2-3	3-3	5-5	0-1	3-2	Lost 2
Miami	4	7	0	.364	225	287	1-3	3-4	2-6	2-1	0-5	Lost 2

AFC North												
Team	W	L	T	PCT	PF	PA	Home	Road	AFC	NFC	DIV	Streak
Cincinnati	9	2	0	.818	297	193	5-1	4-1	7-1	2-1	3-0	Won 1
Pittsburgh	6	5	0	.545	266	230	4-2	2-3	3-4	3-1	1-2	Lost 1
Baltimore	4	7	0	.364	259	276	2-3	2-4	3-5	1-2	2-2	Won 2
Cleveland	2	9	0	.182	213	310	1-4	1-5	2-7	0-2	1-3	Lost 6

AFC South												
Team	W	L	T	PCT	PF	PA	Home	Road	AFC	NFC	DIV	Streak
Indianapolis	6	5	0	.545	249	260	3-3	3-2	4-3	2-2	3-0	Won 3
Houston	6	5	0	.545	232	234	4-2	2-3	4-3	2-2	2-1	Won 4
Jacksonville	4	7	0	.364	236	299	3-3	1-4	4-5	0-2	1-2	Lost 1
Tennessee	2	9	0	.182	203	257	0-6	2-3	0-7	2-2	0-3	Lost 3

AFC West												
Team	W	L	T	PCT	PF	PA	Home	Road	AFC	NFC	DIV	Streak
Denver	9	2	0	.818	252	207	4-1	5-1	5-2	4-0	2-1	Won 2
Kansas City	6	5	0	.545	287	220	3-2	3-3	5-2	1-3	2-1	Won 5
Oakland	5	6	0	.455	264	280	2-3	3-3	5-3	0-3	1-1	Won 1
San Diego	3	8	0	.273	244	307	2-4	1-4	2-5	1-3	0-2	Won 1

NFC East												
Team	W	L	T	PCT	PF	PA	Home	Road	NFC	AFC	DIV	Streak
Washington	5	6	0	.455	241	267	5-1	0-5	5-3	0-3	2-1	Won 1
New York Giants	5	6	0	.455	287	273	3-2	2-4	4-5	1-1	2-3	Lost 2
Philadelphia	4	7	0	.364	243	274	2-3	2-4	3-6	1-1	2-2	Lost 3
Dallas	3	8	0	.273	204	261	1-5	2-3	2-7	1-1	2-2	Lost 1

NFC North												
Team	W	L	T	PCT	PF	PA	Home	Road	NFC	AFC	DIV	Streak
Minnesota	8	3	0	.727	231	194	4-1	4-2	5-2	3-1	3-1	Won 1
Green Bay	7	4	0	.636	262	215	4-2	3-2	5-3	2-1	2-2	Lost 1
Chicago	5	6	0	.455	231	264	1-4	4-2	2-5	3-1	1-3	Won 1
Detroit	4	7	0	.364	230	288	3-3	1-4	3-4	1-3	2-2	Won 3

NFC South												
Team	W	L	T	PCT	PF	PA	Home	Road	NFC	AFC	DIV	Streak
Carolina	11	0	0	1.000	332	205	6-0	5-0	7-0	4-0	2-0	Won 11
Atlanta	6	5	0	.545	260	234	3-3	3-2	4-4	2-1	0-2	Lost 4
Tampa Bay	5	6	0	.455	248	279	2-3	3-3	4-3	1-3	2-1	Lost 1
New Orleans	4	7	0	.364	261	339	3-2	1-5	3-5	1-2	1-2	Lost 3

NFC West												
Team	W	L	T	PCT	PF	PA	Home	Road	NFC	AFC	DIV	Streak
Arizona	9	2	0	.818	355	229	4-1	5-1	6-1	3-1	3-1	Won 5
Seattle	6	5	0	.545	267	222	4-2	2-3	5-4	1-1	2-2	Won 2
St. Louis	4	7	0	.364	186	230	3-2	1-5	3-4	1-3	3-0	Lost 4
San Francisco	3	8	0	.273	152	271	3-3	0-5	2-7	1-1	0-5	Lost 2

KANSAS CITY CHIEFS / WEEK 12 / THROUGH SUNDAY, NOVEMBER 29, 2015

WON 6, LOST 5							* RUSHING			No.	Yds	Avg	Long	TD			
09/13	W	27-20	at Houston		71,776	West			98	373	3.8	36	3				
09/17	L	24-31	Denver		76,404	Charles			71	364	5.1	34t	4				
09/28	L	28-38	at Green Bay		78,214	A. Smith			55	303	5.5	49	1				
10/04	L	21-36	at Cincinnati		57,498	Ware			36	234	6.5	52	4				
10/11	L	17-18	Chicago		75,799	Davis			22	52	2.4	10	1				
10/18	L	10-16	at Minnesota		52,480	Thomas			9	34	3.8	13	1				
10/25	W	23-13	Pittsburgh		76,365	A. Wilson			1	8	8.0	8	0				
11/01	W	45-10	Detroit		83,624	Poe			1	1	1.0	1t	1				
11/15	W	29-13	at Denver		76,973	Sherman			1	0	0.0	0	0				
11/22	W	33- 3	at San Diego		65,837	Maclin			1	-2	-2.0	-2	0				
11/29	W	30-22	Buffalo		72,493	TEAM			295	1367	4.6	52	15				
12/06			at Oakland			OPPONENTS			269	1055	3.9	42	5				
12/13			San Diego			* RECEIVING			No.	Yds	Avg	Long	TD				
12/20			at Baltimore			Maclin			57	772	13.5	61	3				
12/27			Cleveland			Kelce			54	689	12.8	42t	4				
01/03			Oakland			Charles			21	177	8.4	26	1				
			K.C.	Opp.		A. Wilson			20	262	13.1	42t	1				
TOTAL FIRST DOWNS			216	217		Thomas			17	140	8.2	36	1				
Rushing			78	59		Conley			15	177	11.8	44	1				
Passing			115	134		West			14	199	14.2	80t	1				
Penalty			23	24		Avant			11	92	8.4	20	0				
3rd Down: Made/Att			52/142	47/143		O'Shaughnessy			6	87	14.5	30	0				
3rd Down Pct.			36.6	32.9		D. Harris			4	41	10.3	25	0				
4th Down: Made/Att			4/6	5/14		Ware			4	6	1.5	5	0				
4th Down Pct.			66.7	35.7		Davis			2	24	12.0	12	0				
POSSESSION AVG.			31:16	28:44		Sherman			2	13	6.5	13	0				
TOTAL NET YARDS			3864	3689		B. Parker			1	6	6.0	6	0				
Avg. Per Game			351.3	335.4		TEAM			228	2685	11.8	80t	12				
Total Plays			686	705		OPPONENTS			234	2831	12.1	55t	20				
Avg. Per Play			5.6	5.2		* INTERCEPTIONS			No.	Yds	Avg	Long	TD				
NET YARDS RUSHING			1367	1055		Peters			4	83	20.8	55t	1				
Avg. Per Game			124.3	95.9		Berry			2	40	20.0	25	0				
Total Rushes			295	269		Houston			2	16	8.0	17t	1				
NET YARDS PASSING			2497	2634		R. Parker			2	5	2.5	5	0				
Avg. Per Game			227.0	239.5		S. Smith			2	5	2.5	5	0				
Sacked/Yards Lost			35/188	30/197		Johnson			1	18	18.0	18	0				
Gross Yards			2685	2831		Mauga			1	4	4.0	4	0				
Att./Completions			356/228	406/234		TEAM			14	171	12.2	55t	2				
Completion Pct.			64.0	57.6		OPPONENTS			3	44	14.7	20	0				
Had Intercepted			3	14		* PUNTING			No.	Yds	Avg	Net	TB	In	Lg	B	
PUNTS/AVERAGE			51/45.8	54/45.7		Colquitt			51	2335	45.8	42.5	3	25	62	0	
NET PUNTING AVG.			51/42.5	54/40.1		TEAM			51	2335	45.8	42.5	3	25	62	0	
PENALTIES/YARDS			69/594	77/667		OPPONENTS			54	2467	45.7	40.1	3	10	67	0	
FUMBLES/BALL LOST			9/5	12/6		* PUNT RETURNS			Ret	FC	Yds	Avg	Long	TD			
TOUCHDOWNS			30	26		Thomas			29	2	227	7.8	37	0			
Rushing			15	5		Maclin			2	4	13	6.5	11	0			
Passing			12	20		Hammond			0	1	0	---	---	0			
Returns			3	1		TEAM			31	7	240	7.7	37	0			
* SCORE BY PERIODS			Q1	Q2	Q3	Q4	OT	PTS	OPPONENTS	19	12	105	5.5	13	0		
TEAM			50	105	47	85	0	287	* KICKOFF RETURNS	No.	Yds	Avg	Long	TD			
OPPONENTS			56	43	44	77	0	220	Davis	17	453	26.6	54	0			
* SCORING			TD-Ru-Pa-Rt	K-PAT	FG	S	PTS	Thomas	6	138	23.0	30	0				
Santos			0	0	0	0	27/28	26/32	0	105	Sherman	2	20	10.0	11	0	
Charles			5	4	1	0		0	30	TEAM	25	611	24.4	54	0		
Kelce			4	0	4	0		0	26	OPPONENTS	27	639	23.7	38	0		
Ware			4	4	0	0		0	24	* FIELD GOALS	1-19	20-29	30-39	40-49	50+		
West			4	3	1	0		0	24	Santos	0/ 0	7/ 8	9/ 9	7/ 8	3/7		
Maclin			3	0	3	0		0	18	TEAM	0/ 0	7/ 8	9/ 9	7/ 8	3/7		
Thomas			2	1	1	0		0	12	OPPONENTS	0/ 0	3/ 3	4/ 4	5/ 6	2/2		
Conley			1	0	1	0		0	6	Santos: (27G,48G,51N)(35G)()(22G,40G,51G,34G,							
Davis			1	1	0	0		0	6	40G,29G,51G)(35G,27B,66N)(48G)(30G,22G,27G,54N)							
Houston			1	0	0	1		0	6	(33G)(48G,49G,34G,33G,50G,48N)(28G,24G)(54N,49G,							
Peters			1	0	0	1		0	6	38G,37G)							
Poe			1	1	0	0		0	6	OPP: (34G,47G)(54G)(44G)(44N)(44G,30G)(24G,45G,							
A. Smith			1	1	0	0		0	6	45G)(24G,36G)(35G)()(52G)(27G)							
A. Wilson			1	0	1	0		0	6								
R. Wilson			1	0	0	1		0	6								
TEAM			30	15	12	3	27/28	26/32	0	287							
OPPONENTS			26	5	20	1	18/20	14/15	0	220							
2-Pt Conv: Kelce, TM 1-2, OPP 2-6																	
SACKS: Houston 7.5, Hali 6.5, Bailey 4.5,																	
Johnson 3, Howard 2.5, DeVito 2, R. Parker 2,																	
Mauga 1, Poe 1, King LG 0.5, TM 30, OPP 35																	
FUM/LOST: Charles 3/2, A. Smith 2/0,																	
Thomas 2/1, Kelce 1/1, West 1/1																	
* PASSING			Att	Cmp	Yds	Cmp%	Yds/Att	TD	TD%	Int	Int%	Long	Sack/Lost	Rating			
A. Smith			354	226	2681	63.8	7.57	12	3.4	3	0.8	80t	34/ 185	94.6			
Daniel			2	2	4	100.0	2.00	0	0.0	0	0.0	6	0/ 0	79.2			
Maclin			0	0	0	---	---	0	---	0	---	---	1/ 3	---			
TEAM			356	228	2685	64.0	7.54	12	3.4	3	0.8	80t	35/ 188	94.6			
OPPONENTS			406	234	2831	57.6	6.97	20	4.9	14	3.4	55t	30/ 197	81.2			



2015 KANSAS CITY CHIEFS DEFENSIVE STATS (Through Game 11)											
Pos.	Player	Solo	Asst.	Total	TFL	Sacks/Yds.	PR	FR	FF	Int/Yds.	PD
LB	Johnson, Derrick	56	12	68	6	3.0/23	4	0	0	1/18	6
DB	Parker, Ron	42	8	50	3	2.0/9	2	0	0	2/5	11
S	Berry, Eric	41	5	46	0	0/0	0	0	0	2/40	8
DL	Howard, Jaye	26	19	45	6	2.5/18	5	2	1	0/0	0
CB	Peters, Marcus	40	4	44	1	0/0	0	0	0	4/83	16
LB	Mauga, Josh	29	6	35	3	1.0/9	1	0	0	1/4	2
LB	Hali, Tamba	28	7	35	7	6.5/53	15	0	2	0/0	0
DE	Bailey, Allen	21	10	31	6	4.5/18	7	1	2	0/0	0
LB	Houston, Justin	25	5	30	9	7.5/54	13	0	1	2/16	6
S	Abdullah, Husain	22	5	27	0	0/0	2	0	0	0/0	1
DT	Poe, Dontari	18	8	26	3	1.0/2	1	1	1	0/0	0
CB	Smith, Sean	22	2	24	1	0/0	0	0	0	2/5	10
LB	Wilson, Ramik	13	7	20	0	0/0	0	1	0	0/0	0
S	Branch, Tyvon	16	4	20	0	0/0	0	0	0	0/0	2
DE	DeVito, Mike	9	5	14	4	2.0/11	2	0	0	0/0	0
CB	Fleming, Jamell	12	1	13	0	0/0	0	0	0	0/0	3
LB	Ford, Dee	8	1	9	0	0/0	1	0	0	0/0	1
DL	Williams, Nick	4	3	7	0	0/0	0	0	0	0/0	0
CB	Gaines, Phillip	5	1	6	0	0/0	0	0	0	0/0	0
LB	Zombo, Frank	3	1	4	0	0/0	0	0	0	0/0	0
DL	Nunez-Roches, Rakeem	4	0	4	0	0/0	0	0	0	0/0	0
S	Sorensen, Daniel	3	0	3	0	0/0	0	0	0	0/0	1
LB	Alexander, D.J.	1	1	2	0	0/0	0	0	0	0/0	0
CB	Cooper, Marcus	2	0	2	0	0/0	0	0	0	0/0	0
LB	Moses, Dezman	1	0	1	0	0/0	0	0	0	0/0	0
CB	Nelson, Steven	1	0	1	0	0/0	0	0	0	0/0	0
TOTALS		452	115	567	49	30.0/197	53	5	7	14/171	67

2015 CHIEFS SPECIAL TEAMS STATS					DEFENSIVE SCORES
Pos.	Player	Tkls.	Asst.	Total	INT (2): CB Marcus Peters, 55-yard return (P. Manning) vs. Denver (9/17/15)
LB	Alexander, D.J.	8	0	8	
CB	Fleming, Jamell	5	1	6	
FB	Sherman, Anthony	5	1	6	LB Justin Houston, 17-yard return (P. Rivers) at San Diego (11/22/15)
S	Sorensen, Daniel	4	1	5	
CB	Nelson, Steven	4	0	4	
RB	West, Charcandrick	3	0	3	FR (1): LB R. Wilson, recovered in endzone (J. Cutler) vs. Chicago (10/11/15)
S	Branch, Tyvon	2	1	3	
S	Abdullah, Husain	2	0	2	Safety (0):
FB/RB	Ware, Spencer	2	0	2	
LB	Zombo, Frank	2	0	2	
TE	Harris, Demetrius	0	2	2	
WR	Wilson, Albert	1	0	1	
TE	O'Shaughnessy, James	1	0	1	
LB	Mauga, Josh	1	0	1	
WR	Hammond Jr., Frankie	1	0	1	
	Totals	41	6	47	
					FR (1): J. Fleming (WR J. Herndon muffed PR) at San Diego (11/22/15)
Regular season defensive and special teams statistics are based on press box statistics.					

OAKLAND RAIDERS / WEEK 12 / THROUGH SUNDAY, NOVEMBER 29, 2015

WON 5, LOST 6										* RUSHING					No.	Yds	Avg	Long	TD
09/13	L	13-33	Cincinnati	54,500	Murray	179	765	4.3	54	4									
09/20	W	37-33	Baltimore	53,500	Olawale	22	94	4.3	19t	1									
09/27	W	27-20	at Cleveland	67,431	Jones	15	72	4.8	19	0									
10/04	L	20-22	at Chicago	62,409	Carr	19	58	3.1	24	0									
10/11	L	10-16	Denver	55,013	Helu	14	34	2.4	12	0									
10/25	W	37-29	at San Diego	67,542	Reece	7	30	4.3	12	0									
11/01	W	34-20	New York Jets	54,700	Cooper	2	4	2.0	2	0									
11/08	L	35-38	at Pittsburgh	65,520	J. Ross LG	1	2	2.0	2	0									
11/15	L	14-30	Minnesota	54,700	TEAM	258	1057	4.1	54	5									
11/22	L	13-18	at Detroit	60,202	OPPONENTS	271	1191	4.4	80t	7									
11/29	W	24-21	at Tennessee	58,075	* RECEIVING	No.	Yds	Avg	Long	TD									
12/06			Kansas City		Crabtree	61	715	11.7	38t	6									
12/13			at Denver		Cooper	58	851	14.7	68t	4									
12/20			Green Bay		Murray	27	156	5.8	23	0									
12/24			San Diego		Reece	22	210	9.5	55	3									
01/03			at Kansas City		Rivera	22	186	8.5	21	0									
			Oak.	Opp.	Roberts	21	352	16.8	43	4									
TOTAL FIRST DOWNS			217	249	Walford	13	151	11.6	33	3									
			Rushing	53	66	L. Smith	10	48	4.8	10	0								
			Passing	143	152	J. Ross LG	9	88	9.8	18	0								
			Penalty	21	31	A. Holmes	8	150	18.8	49t	4								
			3rd Down: Made/Att	65/145	62/156	Olawale	7	69	9.9	15	0								
			3rd Down Pct.	44.8	39.7	Jones	6	101	16.8	59t	1								
			4th Down: Made/Att	3/6	7/11	Helu	6	37	6.2	12	1								
			4th Down Pct.	50.0	63.6	Streater	1	8	8.0	8	0								
POSSESSION AVG.			29:36	30:24	Penn	1	3	3.0	3	0									
TOTAL NET YARDS			3991	4301	TEAM	263	3037	11.5	68t	26									
			Avg. Per Game	362.8	391.0	OPPONENTS	285	3241	11.4	59	19								
			Total Plays	682	751	* INTERCEPTIONS	No.	Yds	Avg	Long	TD								
			Avg. Per Play	5.9	5.7	Woodson	5	22	4.4	11	0								
NET YARDS RUSHING			1057	1191	Amerson LG	2	3	1.5	2	0									
			Avg. Per Game	96.1	108.3	Amerson TM	2	3	1.5	2	0								
			Total Rushes	258	271	M. Smith	1	27	27.0	27	0								
NET YARDS PASSING			2934	3110	Allen	1	5	5.0	5	0									
			Avg. Per Game	266.7	282.7	Hayden	1	1	1.0	1	0								
			Sacked/Yards Lost	14/103	25/131	Thorpe	1	-12	-12.0	-12	0								
			Gross Yards	3037	3241	TEAM	11	46	4.2	27	0								
			Att./Completions	410/263	455/285	OPPONENTS	7	141	20.1	74t	1								
			Completion Pct.	64.1	62.6	* PUNTING	No.	Yds	Avg	Net	TB	In	Lg	B					
			Had Intercepted	7	11	King	50	2191	43.8	40.1	4	23	70	0					
PUNTS/AVERAGE			50/43.8	48/45.4	TEAM	50	2191	43.8	40.1	4	23	70	0						
NET PUNTING AVG.			50/40.1	48/39.6	OPPONENTS	48	2179	45.4	39.6	3	12	67	0						
PENALTIES/YARDS			92/736	69/623	* PUNT RETURNS	Ret	FC	Yds	Avg	Long	TD								
FUMBLES/BALL LOST			19/10	9/5	Carrie	19	2	118	6.2	22	0								
TOUCHDOWNS			31	28	J. Ross LG	14	6	158	11.3	42	0								
			Rushing	5	7	J. Ross TM	4	1	49	12.3	20	0							
			Passing	26	19	Cooper	8	0	41	5.1	18	0							
			Returns	0	2	Thigpen TM	1	2	1	1.0	1	0							
* SCORE BY PERIODS			Q1	Q2	Q3	Q4	OT	PTS	Alexander	0	0	7	---	7	0				
TEAM			44	103	60	57	0	264	TEAM	32	5	216	6.8	25	0				
OPPONENTS			54	80	37	109	0	280	OPPONENTS	19	9	107	5.6	18	0				
* SCORING			TD-Ru-Pa-Rt	K-PAT	FG	S	PTS	* KICKOFF	RETURNS	No.	Yds	Avg	Long	TD					
			Janikowski	0	0	0	0	30/30	16/19	0	78	Jones	19	471	24.8	41	0		
			Crabtree	6	0	6	0		0	36	J. Ross LG	11	296	26.9	46	0			
			Cooper	4	0	4	0		0	24	J. Ross TM	4	91	22.8	25	0			
			A. Holmes	4	0	4	0		0	24	Helu	4	85	21.3	37	0			
			Murray	4	4	0	0		0	24	Reece	2	32	16.0	18	0			
			Roberts	4	0	4	0		0	24	Roberts	2	47	23.5	24	0			
			Reece	3	0	3	0		0	18	L. Smith	1	8	8.0	8	0			
			Walford	3	0	3	0		0	18	Thigpen TM	1	2	2.0	2	0			
			Helu	1	0	1	0		0	6	TEAM	33	736	22.3	41	0			
			Jones	1	0	1	0		0	6	OPPONENTS	23	558	24.3	93t	1			
			Olawale	1	1	0	0		0	6	* FIELD GOALS	1-19	20-29	30-39	40-49	50+			
			TEAM	31	5	26	0	30/30	16/19	0	264	Janikowski	0/ 0	5/ 5	3/ 4	5/ 6	3/4		
			OPPONENTS	28	7	19	2	21/24	27/30	1	280	TEAM	0/ 0	5/ 5	3/ 4	5/ 6	3/4		
2-Pt Conv: TM 0-1, OPP 4-4												OPPONENTS	2/ 2	7/ 7	9/10	6/ 7	3/4		
SACKS: Mack 7, M. Smith 4, A. Smith 3.5,												Janikowski: ()(23G,46G,48G)(23G,35G)(29G,41G)							
Autry 2, M. Edwards 1.5, Armstrong TM 1,												(38B,40N,50G)(29G,32G,31G)(52N,52G,47G)()()(48G,							
Ball 1, Hayden 1, Heeney 1, Lofton 1,												56G)(24G)							
Mayowa 1, Tuck 1, TM 25, OPP 14												OPP: (32G,35G)(22G,21G,37G,31G)(24G,41G)(19G,							
FUM/LOST: Carr 6/3, J. Ross(LG) 3/3,												54G,49G)(25G,20G,52G)(40G,44G)(40G,38G)(34G,38G,							
Jones 2/1, Murray 2/1, Rivera 2/0,												41N,18G)(20G,38G,53N,39B,34G)(29G,41G,51G)()							
Alexander 1/1, Cooper 1/1, Crabtree 1/0,																			
King 1/0, McGloin 1/1, J. Ross(TM) 1/1,																			
Thigpen(TM) 1/1																			
* PASSING			Att	Cmp	Yds	Cmp%	Yds/Att	TD	TD%	Int	Int%	Long	Sack/Lost	Rating					
			Carr	378	240	2895	63.5	7.66	24	6.3	6	1.6	68t	12/ 83	101.5				
			McGloin	32	23	142	71.9	4.44	2	6.3	1	3.1	14	2/ 20	88.3				
			TEAM	410	263	3037	64.1	7.41	26	6.3	7	1.7	68t	14/ 103	100.4				
			OPPONENTS	455	285	3241	62.6	7.12	19	4.2	11	2.4	59	25/ 131	87.8				



## GAME 1

Chiefs 27, Texans 20

September 13, 2015 • NRG Stadium • 71,776



KANSAS CITY.....	14	13	0	0	—	27
HOUSTON.....	6	3	0	11	—	20

**KC** — Kelce, 10-yard pass from Smith (Santos Kick) (2-13, 0:42)  
**KC** — Kelce, 42-yard pass from Smith (Santos Kick) (8-83, 4:12)  
**HOU** — Hopkins 4-yard pass from Hoyer (Kick Failed, WR) (8-80, 3:42)  
**KC** — Santos 27-yard field goal (10-66, 5:20)  
**KC** — Santos 48-yard field goal (5-22, 2:32)  
**KC** — Charles 7-yard pass from Smith (Santos Kick) (1-7, 0:06)  
**HOU** — Bullock 34-yard field goal (11-64, 2:17)  
**HOU** — Hopkins 8-yard pass from Mallett (6-59, 2:03)  
**HOU** — Bullock 47-yard field goal (10-48, 1:24)

Team Statistics	Chiefs	Texans
First Downs.....	19	24
Total Net Yards.....	330	396
Rushes/Net Yards.....	32/97	21/98
Net Passing.....	233	298
Pass Attempts/Completions.....	33/22	47/26
Had Intercepted.....	0	1
Times Sacked/Yards.....	5.0/36.0	2.0/10.0
Punts/Average.....	7/43.9	7/47.0
Penalties/Yards.....	2/25	6/39
Fumbles/Lost.....	1/0	2/1
Possession Time.....	35:19	24:41

### RUSHING

**KC** — Charles 16-57; Davis 6-16; Smith 9-15; Thomas 1-9.  
**HOU** — Blue 9-42; Grimes 6-28; Polk 5-22; Mallett 1-6.

### RECEIVING

**KC** — Kelce 6-106, 2 TD; Maclin 5-52; Charles 5-46, TD; Wilson 3-25; Davis 1-12; Thomas 1-2; Sherman 1-0.  
**HOU** — Washington 6-105; Hopkins 9-98, 2 TD; Shorts 4-57; Mumphrey 2-23; Griffin 1-18; Fiedorowicz 1-15; Polk 1-9; Blue 1-7; Grimes 1-2.

### PASSING

**KC** — Smith 22-33-243, 3 TDs, 0 INTs.  
**HOU** — Hoyer 18-34-236, TD, INT; Mallett 8-13-98, TD, 0 INT.

### INTERCEPTIONS

**KC** — None.  
**HOU** — Hoyer 1.0.

### SACKS

**KC** — Bailey 2.0, Houston 1.0, Howard 1.0, Johnson 1.0.  
**HOU** — Watt 2.0.

### FIELD GOALS

**KC** — Santos (27) (48) 51WL.  
**HOU** — Bullock (34) (47).



## GAME 2

Broncos 31, Chiefs 24

September 17, 2015 • Arrowhead Stadium • 76,404



DENVER.....	0	14	3	14	—	31
KANSAS CITY.....	0	14	3	7	—	24

**KC** — Charles, 34-yard run (Santos kick) (6-78, 3:23)  
**KC** — Peters, 55-yard interception return (Santos kick)  
**DEN** — Sanders, 16-yard pass from Manning (McManus kick) (10-80, 3:56)  
**DEN** — Green, 1-yard pass from Manning (McManus kick) (4-15, 1:33)  
**KC** — Santos, 35-yard field goal (10-63, 5:13)  
**DEN** — McManus, 54-yard field goal (5-22, 1:42)  
**KC** — Davis, 8-yard run (Santos kick) (6-61, 2:15)  
**DEN** — Sanders, 19-yard pass from Manning (McManus kick) (10-80, 1:51)  
**DEN** — Roby, 21-yard fumble return (McManus kick)

Team Statistics	Chiefs	Broncos
First Downs.....	20	21
Total Net Yards.....	314	299
Rushes/Net Yards.....	29/144	22/61
Net Passing.....	170	238
Pass Attempts/Completions.....	25/16	45/26
Had Intercepted.....	2	1
Times Sacked/Yards.....	7.0/42.0	4.0/17.0
Punts/Average.....	4/52.5	7/44.9
Penalties/Yards.....	9/60	8/85
Fumbles/Lost.....	3/3	0/0
Possession Time.....	28:59	31:01

### RUSHING

**KC** — Charles 21-125, TD; Smith 3-15; Davis 3-9, TD; Maclin 2-(-5).  
**DEN** — Hillman 9-34; Anderson 12-27; Sanders 1-0.

### RECEIVING

**KC** — Kelce 4-58; Maclin 4-57; Charles 4-2; O'Shaughnessy 2-54; Thomas 2-20.  
**DEN** — Thomas 8-116; Sanders 8-87, 2 TDs; Daniels 3-19; Norwood 3-14; Green 2-12, TD; Caldwell 1-6; Anderson 1-2.

### PASSING

**KC** — Smith 25-16-191, 0 TDs, 2 INTs.  
**DEN** — Manning 45-26-256, 3 TDs, 1 INT.

### INTERCEPTIONS

**KC** — Peters 2.0  
**DEN** — Harris 1.0; Talib 1.0.

### SACKS

**KC** — Houston 2.0; DeVito 1.0.  
**DEN** — Ware 1.0; Miller 1.0; Jackson 1.0; Smith 1.0.

### FIELD GOALS

**KC** — Santos (35).  
**DEN** — McManus (54).



**GAME 3****Packers 38, Chiefs 28**

September 28, 2015 • Lambeau Field • 78,214



**KANSAS CITY.....0 7 7 14 — 28**  
**GREEN BAY .....14 10 7 7 — 38**

**GB** — Montgomery, 8-yard pass from Rodgers (Crosby kick) (6-69, 2:36)  
**GB** — Cobb, 3-yard pass from Rodgers (Crosby kick) (10-89, 5:51)  
**KC** — Charles, 9-yard run (Santos kick) (3-61, 1:06)  
**GB** — Crosby, 44-yard field goal (9-51, 5:47)  
**GB** — Jones, 27-yard pass from Rodgers (Crosby kick) (9-68, 3:02)  
**GB** — Cobb, 4-yard pass from Rodgers (Crosby kick) (1-4, 0:04)  
**KC** — Maclin, 5-yard pass from Smith (Santos kick) (11-80, 6:22)  
**GB** — Cobb, 4-yard pass from Rodgers (Crosby kick) (8-80, 3:46)  
**KC** — Charles, 4-yard run (Smith-Kelce pass) (7-89, 2:14)  
**KC** — Charles, 7-yard run (pass failed) (17-83, 4:23)

Team Statistics	Chiefs	Packers
First Downs.....	23	26
Total Net Yards.....	326	448
Rushes/Net Yards.....	18/75	32/123
Net Passing.....	251	325
Pass Attempts/Completions.....	40/24	35/24
Had Intercepted.....	1	0
Times Sacked/Yards.....	7.0/39.0	1.0/8.0
Punts/Average.....	6/50.2	5/43.0
Penalties/Yards.....	7/38	12/89
Fumbles/Lost.....	2/0	0/0
Possession Time.....	26:30	33:30

**RUSHING**  
**KC** — Charles 11-49, 3 TD; Smith 6-33; Thomas 1-(-7).  
**GB** — Lacy 10-46; Starks 17-32; Harris 2-17; A. Rodgers 2-16; Cobb 1-12.  
**RECEIVING**  
**KC** — Maclin 8-141, TD; Kelce 6-80; Charles 5-33; Thomas 2-12; Avant 2-8; Conley 1-16.  
**GB** — Jones 7-139, TD; Cobb 7-91, 3 TD; Lacy 3-41; R. Rodgers 2-15; Montgomery 2-14; Quarless 2-14; Starks 1-19.  
**PASSING**  
**KC** — Smith 24-40-290, TD, INT.  
**GB** — Rodgers 24-35-333, 5 TDs.  
**INTERCEPTIONS**  
**KC** — Smith 1.0.  
**GB** — None.  
**SACKS**  
**KC** — Hali 1.0.  
**GB** — Matthews 2.0, Daniels 1.5, Elliott 1.0, Perry 1.0, Thomas 1.0, Neal 0.5.  
**FIELD GOALS**  
**KC** — None.  
**GB** — Crosby (44).

**GAME 4****Bengals 36, Chiefs 21**

October 4, 2015 • Paul Brown Stadium • 57,498



**KANSAS CITY.....3 9 3 6 — 21**  
**CINCINNATI.....14 0 15 7 — 36**

**CIN** — Hill, 8-yard run (Nugent kick) (7-80, 3:27)  
**KC** — Santos, 22-yard field goal (13-78, 6:58)  
**CIN** — Bernard, 13-yard run (Nugent kick) (7-80, 3:42)  
**KC** — Santos, 40-yard field goal (6-58, 3:09)  
**KC** — Santos, 51-yard field goal (10-60, 4:34)  
**KC** — Santos, 34-yard field goal (8-49, 4:24)  
**CIN** — Tate, 55-yard pass from Dalton (Nugent kick) (7-77, 3:08)  
**KC** — Santos, 40-yard field goal (8-58, 4:06)  
**CIN** — Hill, 5-yard run (Hill run) (2-5, 0:12)  
**KC** — Santos, 29-yard field goal (16-71, 5:43)  
**CIN** — Hill, 1-yard run (Nugent kick) (8-60, 4:38)  
**KC** — Santos, 51-yard field goal (5-47, 2:16)

Team Statistics	Chiefs	Bengals
First Downs.....	24	18
Total Net Yards.....	461	445
Rushes/Net Yards.....	23/113	26/124
Net Passing.....	348	321
Pass Attempts/Completions.....	45/31	24/17
Had Intercepted.....	0	0
Times Sacked/Yards.....	5.0/38	0/0
Punts/Average.....	1/62.0	3/47.7
Penalties/Yards.....	7/46	11/84
Fumbles/Lost.....	1/1	1/0
Possession Time.....	36:53	23:07

**RUSHING**  
**KC** — Charles 11-75; Smith 5-25, West 5-17, Thomas 2-(-4).  
**CIN** — Bernard 13-62, TD; Hill 9-40, 3 TD; Dalton 3-16; Jones 1-6.  
**RECEIVING**  
**KC** — Maclin 11-148; Charles 6-70; Kelce 5-49; Avant 4-43; Conley 2-53; Thomas 1-11; O'Shaughnessy 1-8; West 1-4.  
**CIN** — Green 7-82; Sanu 4-84; Eifert 3-69; Tate 1-55; Burkhead 1-27; Jones 1-4.  
**PASSING**  
**KC** — Smith 31-45-386.  
**CIN** — Dalton 17-24-321, TD.  
**INTERCEPTIONS**  
**KC** — None.  
**CIN** — None.  
**SACKS**  
**KC** — None.  
**CIN** — Peko 2.0, Atkins 1.0, Dunlap 1.0, Johnson 1.0.  
**FIELD GOALS**  
**KC** — Santos (22) (40) (51) (34) (40) (29) (51).  
**CIN** — Nugent 44LU.

**GAME 5****Bears 18, Chiefs 17**

October 11, 2015 • Arrowhead Stadium • 75,799



<b>CHICAGO</b> .....	<b>3</b>	<b>0</b>	<b>3</b>	<b>12</b>	<b>—</b>	<b>18</b>
<b>KANSAS CITY</b> .....	<b>7</b>	<b>10</b>	<b>0</b>	<b>0</b>	<b>—</b>	<b>17</b>

- KC** — Wilson, fumble recovery in end zone (Santos kick)  
**CHI** — Gould, 44-yard field goal (14-54, 7:20)  
**KC** — Thomas, 19-yard pass from Smith (Santos kick) (7-54, 3:28)  
**KC** — Santos, 35-yard field goal (11-57, 3:00)  
**CHI** — Gould, 30-yard field goal (11-73, 5:13)  
**CHI** — Wilson, 22-yard pass from Cutler (Pass failed) (11-88, 4:46)  
**CHI** — Forte, 7-yard pass from Cutler (Pass failed) (8-67, 1:46)

Team Statistics	Chiefs	Bears
First Downs.....	16	21
Total Net Yards.....	287	328
Rushes/Net Yards.....	25/117	26/87
Net Passing.....	170	241
Pass Attempts/Completions.....	30/16	45/26
Had Intercepted.....	0	0
Times Sacked/Yards.....	3.0/11	2.0/11
Punts/Average.....	7/47.3	5/47.0
Penalties/Yards.....	3/49	6/49
Fumbles/Lost.....	0/0	2/1
Possession Time.....	26:23	33:37

**RUSHING**

- KC** — Charles 12-58; West 7-31; Smith 3-21; Thomas 1-5; Davis 2-2.  
**CHI** — Forte 18-71; Cutler 4-15; Rodgers 2-3; Langford 2-(-2).

**RECEIVING**

- KC** — Maclin 8-85; Kelce 3-35; Thomas 2-24, TD; Charles 1-26; Conley 1-6; West 1-5.  
**CHI** — Wilson 6-85, TD; Bellamy 6-31; Forte 5-38, TD; Meredith 4-52; Bennett 4-32; Langford 1-14.

**PASSING**

- KC** — Smith 16-30-181, TD.  
**CHI** — Cutler 26-45-252, 2 TDs.

**INTERCEPTIONS**

- KC** — None.  
**CHI** — None.

**SACKS**

- KC** — Bailey 1.0, Howard 1.0.  
**CHI** — Houston 1.0, McPhee 1.0, Young 1.0.

**FIELD GOALS**

- KC** — Santos (35), 27B, 66SH.  
**CHI** — Gould (44) (30).

**GAME 6****Vikings 16, Chiefs 10**

October 18, 2015 • TCF Bank Stadium • 52,480



<b>KANSAS CITY</b> .....	<b>0</b>	<b>0</b>	<b>0</b>	<b>10</b>	<b>—</b>	<b>10</b>
<b>MINNESOTA</b> .....	<b>3</b>	<b>7</b>	<b>3</b>	<b>3</b>	<b>—</b>	<b>16</b>

- MIN** — Walsh, 24-yard field goal (9-48, 4:00)  
**MIN** — Rudolph, 4-yard pass from Bridgewater (Walsh kick) (11-51, 6:09)  
**MIN** — Walsh, 45-yard field goal (6-46, 2:34)  
**KC** — Santos, 48-yard field goal (8-28, 3:27)  
**KC** — Wilson, 42-yard pass from Smith (Santos kick) (7-77, 2:26)  
**MIN** — Walsh, 45-yard field goal (10-53, 4:00)

Team Statistics	Chiefs	Vikings
First Downs.....	16	16
Total Net Yards.....	328	321
Rushes/Net Yards.....	18/57	35/84
Net Passing.....	271	237
Pass Attempts/Completions.....	37/22	31/17
Had Intercepted.....	0	2
Times Sacked/Yards.....	2.0/11	2.0/12
Punts/Average.....	6/41.7	4/45.3
Penalties/Yards.....	8/95	5/50
Fumbles/Lost.....	1/1	1/0
Possession Time.....	26:53	33:07

**RUSHING**

- KC** — West 9-33; Davis 5-13; Smith 2-10; Thomas 1-1; Sherman 1-0.  
**MIN** — Peterson 26-60; Asiata 5-27; McKinnon 1-2; Bridgewater 3-(-5).

**RECEIVING**

- KC** — Kelce 5-88; Wilson 3-57, TD; Maclin 3-48; Conley 3-16; O'Shaughnessy 2-23; Harris 2-15; Sherman 1-13; Davis 1-12; West 1-6; Avant 1-4.  
**MIN** — Diggs 7-129; Wright 2-69; Wallace 2-23; Rudolph 2-9, TD; Ellison 1-11; Asiata 1-8; Line 1-3; Peterson 1-(-3).

**PASSING**

- KC** — Smith 22-37-282, TD.  
**MIN** — Bridgewater 17-31-249, TD, 2 INTs.

**INTERCEPTIONS**

- KC** — Parker 1, Peters 1.  
**MIN** — None.

**SACKS**

- KC** — Bailey 1.0, Houston 1.0.  
**MIN** — Kendricks 1.0, Floyd 0.5, Hunter 0.5.

**FIELD GOALS**

- KC** — Santos (48).  
**MIN** — Walsh (24) (45) (45).



## GAME 7

### Chiefs 23, Steelers 13

October 25, 2015 • Arrowhead Stadium • 76,365



<b>PITTSBURGH</b> .....	<b>3</b>	<b>0</b>	<b>7</b>	<b>3</b>	<b>—</b>	<b>13</b>
<b>KANSAS CITY</b> .....	<b>3</b>	<b>6</b>	<b>7</b>	<b>7</b>	<b>—</b>	<b>23</b>

**KC** — Santos, 30-yard field goal (10-48, 4:08)  
**PIT** — Boswell, 24-yard field goal (14-61, 7:48)  
**KC** — Santos, 22-yard field goal (13-77, 7:04)  
**KC** — Santos, 27-yard field goal (8-59, 3:41)  
**KC** — West, 1-yard run (Santos kick) (9-53, 5:22)  
**PIT** — Bryant, 19-yard pass from Jones (Boswell kick) (6-77, 2:43)  
**PIT** — Boswell, 36-yard field goal (7-54, 3:56)  
**KC** — Conley, 6-yard pass from Smith (Santos kick) (8-84, 5:04)

Team Statistics	Chiefs	Steelers
First Downs .....	18	18
Total Net Yards .....	377	339
Rushes/Net Yards .....	29/138	24/147
Net Passing .....	239	192
Pass Attempts/Completions .....	32/21	29/16
Had Intercepted .....	0	2
Times Sacked/Yards .....	2.0/12	2.0/17
Punts/Average .....	3/54.7	2/45.5
Penalties/Yards .....	6/66	1/5
Fumbles/Lost .....	0/0	1/1
Possession Time .....	32:26	27:34

#### RUSHING

**KC** — West 22-110, TD; Thomas 1-13; Ware 2-8; Smith 3-5; Davis 1-2.

**PIT** — Bell 17-121; Bryant 1-13; Williams 4-9; Brown 1-6; Jones 1-(-2).

#### RECEIVING

**KC** — Conley 6-63, TD; Kelce 5-73; Wilson 3-71; West 2-19; Thomas 2-12; Avant 2-11; O'Shaughnessy 1-2.

**PIT** — Brown 6-124; Bell 4-16; Bryant 3-45, TD; Wheaton 2-16; Williams 1-8.

#### PASSING

**KC** — Smith 21-32-251, TD.

**PIT** — Jones 16-29-209, TD, 2 INTs.

#### INTERCEPTIONS

**KC** — Johnson 1; Berry 1.

**PIT** — None.

#### SACKS

**KC** — Hali 2.0.

**PIT** — Heyward 1.0; Timmons 0.5; Shazier 0.5.

#### FIELD GOALS

**KC** — Santos (30) (22) (27) 54WR.

**PIT** — Boswell (24) (36).



## GAME 8

### Chiefs 45, Lions 10

November 1, 2015 • Wembley Stadium • 83,624



<b>DETROIT</b> .....	<b>3</b>	<b>0</b>	<b>0</b>	<b>7</b>	<b>—</b>	<b>10</b>
<b>KANSAS CITY</b> .....	<b>7</b>	<b>17</b>	<b>7</b>	<b>14</b>	<b>—</b>	<b>45</b>

**DET** — Prater, 35-yard field goal (10-63, 5:51)  
**KC** — Thomas, 10-yard run (Santos kick) (9-56, 5:02)  
**KC** — Smith, 12-yard run (Santos kick) (7-73, 2:47)  
**KC** — Santos, 33-yard field goal (6-22, 2:42)  
**KC** — West, 8-yard run (Santos kick) (6-52, 2:53)  
**KC** — Kelce, 2-yard pass from Smith (Santos kick) (11-61, 6:07)  
**KC** — Maclin, 17-yard pass from Smith (Santos kick) (2-16, 0:46)  
**DET** — Moore, 21-yard pass from Stafford (Prater kick) (7-77, 2:50)  
**KC** — Ware, 4-yard run (Santos kick) (2-41, 0:41)

Team Statistics	Chiefs	Lions
First Downs .....	24	16
Total Net Yards .....	340	276
Rushes/Net Yards .....	32/206	14/81
Net Passing .....	134	195
Pass Attempts/Completions .....	28/20	38/23
Had Intercepted .....	0	2
Times Sacked/Yards .....	3.0/15	6.0/32
Punts/Average .....	4/41.0	6/47.0
Penalties/Yards .....	3/20	8/81
Fumbles/Lost .....	0/0	0/0
Possession Time .....	34:14	25:46

#### RUSHING

**KC** — West 20-97, TD; Smith 5-78, TD; Ware 2-12, TD; Thomas 1-10, TD; Davis 4-9.

**DET** — Bell 7-56; Riddick 5-17; Stafford 1-5; Abdullah 1-3.

#### RECEIVING

**KC** — Kelce 6-49, TD; West 4-25; Maclin 3-35, TD; Thomas 3-22; Wilson 3-12; Conley 1-6.

**DET** — Tate 6-59; Riddick 6-30; Johnson 5-85; Moore 3-29, TD; Ebron 3-24.

#### PASSING

**KC** — Smith 18-26-145, 2 TDs; Daniel 2-2-4.

**DET** — Stafford 22-36-217, TD, 2 INTs; Orlovsky 1-2-10.

#### INTERCEPTIONS

**KC** — Houston 1; Smith 1.

**DET** — None.

#### SACKS

**KC** — Parker 2.0; Houston 1.5; Johnson 1.0; Poe 1.0; Hali 0.5.

**DET** — Ansah 1.0; Jones 1.0; Taylor 1.0.

#### FIELD GOALS

**KC** — Santos (33).

**DET** — Prater (35).





## GAME 9

Chiefs 29, Broncos 13

November 15, 2015 • Sports Authority Field at Mile High • 76,973



KANSAS CITY.....	10	9	3	7	—	29
BRONCOS.....	0	0	0	13	—	13

**KC** — West, 4-yard run (Santos kick) (5-31, 2:36)  
**KC** — Santos, 48-yard field goal (6-43, 3:52)  
**KC** — Santos, 49-yard field goal (8-19, 3:31)  
**KC** — Santos, 34-yard field goal (4-8, 1:21)  
**KC** — Santos, 33-yard field goal (12-46, 2:38)  
**KC** — Santos, 50-yard field goal (6-9, 2:31)  
**KC** — West, 80-yard pass from Smith (Santos kick) (2-81, 0:53)  
**DEN** — Hillman, 1-yard run (Run failed) (12-80, 5:43)  
**DEN** — Caldwell, 7-yard pass from Osweiler (McManus kick) (5-62, 1:23)

Team Statistics	Chiefs	Broncos
First Downs.....	13	18
Total Net Yards.....	303	221
Rushes/Net Yards.....	32/106	16/69
Net Passing.....	197	152
Pass Attempts/Completions.....	31/17	44/19
Had Intercepted.....	0	5
Times Sacked/Yards.....	2.0/7	5.0/29
Punts/Average.....	5/45.2	6/46.2
Penalties/Yards.....	11/102	5/55
Fumbles/Lost.....	0/0	1/0
Possession Time.....	33:27	26:33

### RUSHING

**KC** — West 24-69, TD; Smith 6-33; Ware 2-4.  
**DEN** — Hillman 11-42, TD; Osweiler 3-18; Anderson 2-9.

### RECEIVING

**KC** — Kelce 5-36; Thomas 4-37; West 3-92, TD; Maclin 3-17; Wilson 1-16; Parker 1-6.  
**DEN** — Thomas 7-71; Latimer 3-30; Davis 2-19; Caldwell 2-13, TD; Hillman 2-9; Fowler 1-17; Daniels 1-14; Green 1-8.

### PASSING

**KC** — Smith 17-31-204, TD.  
**DEN** — Osweiler 14-24-146, TD, INT; Manning 5-20-35, 4 INTs.

### INTERCEPTIONS

**KC** — Peters 1, Berry 1, Smith 1, Mauga 1, Parker 1.  
**DEN** — None.

### SACKS

**KC** — Houston 2.0, DeVito 1.0, Howard 1.0, Johnson 1.0.  
**DEN** — Miller 1.0, Williams 1.0.

### FIELD GOALS

**KC** — Santos (48) (49) (34) (33) (50) 48WR.  
**DEN** — None.



## GAME 10

Chiefs 33, Chargers 3

November 22, 2015 • Qualcomm Stadium • 65,837



KANSAS CITY.....	6	6	7	14	—	33
SAN DIEGO.....	0	3	0	0	—	3

**KC** — Poe, 1-yard run (Kick failed, wr) (9-71, 5:26)  
**SD** — Lambo, 52-yard field goal (11-46, 5:00)  
**KC** — Santos, 28-yard field goal (11-70, 6:16)  
**KC** — Santos, 24-yard field goal (9-80, 2:14)  
**KC** — Houston, 17-yard interception return (Santos kick)  
**KC** — Ware, 3-yard run (Santos kick) (6-77, 3:39)  
**KC** — Ware, 3-yard run (Santos kick) (3-24, 1:41)

Team Statistics	Chiefs	Chargers
First Downs.....	22	14
Total Net Yards.....	385	201
Rushes/Net Yards.....	31/153	25/52
Net Passing.....	232	149
Pass Attempts/Completions.....	25/20	30/19
Had Intercepted.....	0	1
Times Sacked/Yards.....	3.0/21	3.0/29
Punts/Average.....	5/40.6	6/46.8
Penalties/Yards.....	1/17	6/39
Fumbles/Lost.....	0/0	1/1
Possession Time.....	33:28	26:32

### RUSHING

**KC** — Ware 11-96, 2 TDs; Smith 7-33; West 11-16; Thomas 1-7; Poe 1-1, TD.  
**SD** — Gordon 15-37; Rivers 4-8; Woodhead 6-7.

### RECEIVING

**KC** — Kelce 5-46; Wilson 4-56; Maclin 3-29; West 2-48; Avant 2-26; Harris 2-26; Conley 1-17; Ware 1-5.  
**SD** — Johnson 7-54; Herndon 5-37; Inman 3-51; Gordon 1-12; Green 1-9; Woodhead 1-9; Gates 1-6.

### PASSING

**KC** — Smith 20-25-253.  
**SD** — Rivers 19-30-178, INT.

### INTERCEPTIONS

**KC** — Houston 1.  
**SD** — None.

### SACKS

**KC** — Hali 2.0, Mauga 1.0.  
**SD** — Perryman 1.0, Liugert 1.0, Attaochu 0.5, Te'o 0.5.

### FIELD GOALS

**KC** — Santos (28) (24).  
**SD** — Lambo (52).



# GAME 11

Chiefs 30, Bills 22

November 29, 2015 • Arrowhead Stadium • 72,493



<b>BUFFALO</b> .....	<b>10</b>	<b>6</b>	<b>6</b>	<b>0</b>	<b>—</b>	<b>22</b>
<b>KANSAS CITY</b> .....	<b>0</b>	<b>14</b>	<b>10</b>	<b>6</b>	<b>—</b>	<b>30</b>

**BUF** — Carpenter, 27-yard field goal (7-68, 3:07)  
**BUF** — Watkins, 28-yard pass from Taylor (Carpenter kick) (10-65, 4:15)  
**KC** — Ware, 3-yard run (Santos kick) (6-80, 3:10)  
**BUF** — Watkins, 21-yard pass from Taylor (Kick failed, wr) (9-75, 4:28)  
**KC** — Maclin, 41-yard pass from Smith (Santos kick) (2-80, 0:41)  
**KC** — Kelce, 15-yard pass from Smith (Santos kick) (6-64, 3:45)  
**KC** — Santos, 49-yard field goal (4-3, 1:35)  
**BUF** — McCoy, 10-yard pass from Taylor (Pass failed) 9-70, 4:56)  
**KC** — Santos, 38-yard field goal (10-59, 5:11)  
**KC** — Santos, 37-yard field goal (11-70, 6:31)

Team Statistics	Chiefs	Bills
First Downs.....	21	25
Total Net Yards.....	413	415
Rushes/Net Yards.....	27/158	28/129
Net Passing.....	255	286
Pass Attempts/Completions.....	19/30	21/38
Had Intercepted.....	0	0
Times Sacked/Yards.....	3.0/21	3.0/29
Punts/Average.....	3/39.0	3/39.7
Penalties/Yards.....	8/58	9/91
Fumbles/Lost.....	0/0	3/2
Possession Time.....	29:28	30:32

## RUSHING

**KC** — Ware 19-114, TD; Smith 6-35; Wilson 1-8; Davis 1-1.  
**BUF** — McCoy 19-70; Taylor 5-46; Dixon 2-8; Williams 2-5.

## RECEIVING

**KC** — Maclin 9-160, TD; Kelce 4-69, TD; Wilson 3-25; Ware 3-1.  
**BUF** — Watkins 6-158, 2 TDs; Clay 5-31; Hogan 3-34; McCoy 3-31, TD; Woods 3-25; Felton 1-12.

## PASSING

**KC** — Smith 30-19-255.  
**BUF** — Taylor 21-38-291, 3 TDs.

## INTERCEPTIONS

**KC** — None.  
**BUF** — None.

## SACKS

**KC** — Hali 1.0.  
**BUF** — Tarpley 1.0.

## FIELD GOALS

**KC** — Santos 54CR (49) (38) (37).  
**BUF** — Carpenter (27).

A red-tinted photograph of the Kansas City skyline and Arrowhead Stadium. The skyline is visible in the background, and the stadium is in the foreground. The stadium's large "CHIEFS" sign and the team's logo are prominent. The text "KANSAS CITY" is in yellow, and "CHIEFS" is in large white letters with a red outline.

# KANSAS CITY **CHIEFS**

*2015 Rosters, Depth & Transactions*

**THIS IS CHIEFS KINGDOM**



**2015 KANSAS CITY CHIEFS ALPHABETICAL ROSTER**  
(As of November 30, 2015)

NO.	NAME	POS.	HT.	WT.	AGE	EXP.	COLLEGE	HOW ACQ.	HOMETOWN
39	Abdullah, Husain	S	6-0	204	30	7	Washington State	UFA-14	Pomona, Calif.
57	Alexander, D.J.	LB	6-2	233	24	R	Oregon State	D5a-15	Palm Desert, Calif.
71	Allen, Jeff	OL	6-4	306	25	4	Illinois	D2-12	Chicago, Ill.
81	Avant, Jason	WR	6-0	210	32	10	Michigan	UFA-15	Chicago, Ill.
97	Bailey, Allen	DL	6-3	288	26	5	Miami (Fla.)	D3b-11	Sapelo Island, Ga.
29	Berry, Eric	S	6-0	212	26	6	Tennessee	D1-10	Fairburn, Ga.
27	Branch, Tyvon	S	6-0	210	28	8	Connecticut	FA-15	Cicero, N.Y.
2	Colquitt, Dustin	P	6-3	210	33	11	Tennessee	D3-05	Knoxville, Tenn.
17	Conley, Chris	WR	6-3	205	23	R	Georgia	D3a-15	Dallas, Ga.
31	Cooper, Marcus	CB	6-2	192	25	3	Rutgers	W (SF)-13	Hartford, Conn.
10	Daniel, Chase	QB	6-0	225	29	7	Missouri	UFA-13	Southlake, Texas
34	Davis, Knile	RB	5-10	227	24	3	Arkansas	D3b-13	Missouri City, Texas
70	DeVito, Mike	DE	6-3	305	31	9	Maine	UFA-13	Wellfleet, Mass.
76	Duvernay-Tardif, Laurent	G	6-5	321	24	2	McGill	D6b-14	Montreal, Quebec
72	Fisher, Eric	T	6-7	315	24	3	Central Michigan	D1-13	Rochester, Mich.
30	Fleming, Jamell	CB	5-11	206	26	4	Oklahoma	FA-14	Arlington, Texas
55	Ford, Dee	LB	6-2	252	24	2	Auburn	D1-14	Odenville, Ala.
73	Fulton, Zach	OL	6-5	316	24	2	Tennessee	D6a-14	Homewood, Ill.
66	Grubbs, Ben	G	6-3	310	31	9	Auburn	T (NO)-15	Eclectic, Ala.
91	Hali, Tamba	LB	6-3	275	31	10	Penn State	D1-06	Teaneck, N.J.
84	Harris, Demetrius	TE	6-7	230	24	2	UW-Milwaukee	FA-14	Little Rock, Ark.
85	Hammond Jr., Frankie	WR	6-1	184	25	2	Florida	FA-15	Hallandale Beach, Fla.
50	Houston, Justin	LB	6-3	258	26	5	Georgia	FA-15	Statesboro, Ga.
96	Howard, Jaye	DL	6-3	301	26	4	Florida	W (SEA)-13	Apopka, Fla.
56	Johnson, Derrick	LB	6-3	242	33	11	Texas	D1-05	Waco, Texas
87	Kelce, Travis	TE	6-5	260	26	3	Cincinnati	D3a-13	Cleveland Heights, Ohio
93	King, David	DT	6-4	281	25	1	Oklahoma	W (SEA)-15	Houston, Texas
19	Maclin, Jeremy	WR	6-0	198	27	7	Missouri	UFA-15	Kirkwood, Mo.
90	Mauga, Josh	LB	6-1	245	28	6	Nevada	FA-14	Fallon, Nev.
61	Morse, Mitch	C	6-6	305	23	R	Missouri	D2-15	Austin, Texas
54	Moses, Dezman	LB	6-2	249	26	4	Tulane	FA-15	Willingboro, N.J.
7	Murray, Aaron	QB	6-1	207	25	2	Georgia	D5-14	Tampa, Fla.
20	Nelson, Steven	CB	5-11	194	22	R	Oregon State	D3b-15	Warner Robins, Ga.
99	Nunez-Roches, Rakeem	DL	6-2	307	22	R	Southern Miss	D6-15	Dangriga, Belize
82	Parker, Brian	TE	6-4	265	23	R	Albany	W (SD)-15	Henrietta, N.Y.
38	Parker, Ron	DB	6-0	206	28	5	Newberry	UFA-15	St. Helena Island, S.C.
22	Peters, Marcus	CB	6-0	197	22	R	Washington	D1-15	Oakland, Calif.
92	Poe, Dontari	DT	6-3	346	25	4	Memphis	D1-12	Memphis, Tenn.
75	Reid, Jah	T	6-7	325	27	5	UCF	FA-15	Haines City, Fla.
5	Santos, Cairo	K	5-8	160	24	2	Tulane	CFA-14	St. Augustine, Fla.
42	Sherman, Anthony	FB	5-10	242	26	5	Connecticut	T (ARI)-13	North Attleborough, Mass.
11	Smith, Alex	QB	6-4	217	31	11	Utah	T (SF)-13	La Mesa, Calif.
21	Smith, Sean	CB	6-3	218	28	7	Utah	UFA-13	Pasadena, Calif.
49	Sorensen, Daniel	S	6-2	208	25	2	BYU	FA-14	Colton, Calif.
79	Stephenson, Donald	OL	6-6	312	27	4	Oklahoma	D3-12	Blue Springs, Mo.
13	Thomas, De'Anthony	WR	5-8	176	22	2	Oregon	D4-14	Los Angeles, Calif.
32	Ware, Spencer	FB/RB	5-10	229	24	2	LSU	FA-15	Eunice, La.
35	West, Charcandrick	RB	5-10	205	24	2	Abilene Christian	FA-14	Springhill, La.
98	Williams, Nick	DL	6-4	309	25	2	Samford	FA-14	Birmingham, Ala.
12	Wilson, Albert	WR	5-9	200	23	2	Georgia State	CFA-14	Port St. Lucie, Fla.
53	Wilson, Ramik	LB	6-2	237	23	R	Georgia	D4-15	Tampa, Fla.
41	Winchester, James	LS	6-3	240	26	1	Oklahoma	FA-15	Washington, Okla.
51	Zombo, Frank	LB	6-3	254	28	6	Central Michigan	UFA-14	Sterling Heights, Mich.
<b>Practice Squad</b>									
52	Adams, Tyrell	LB	6-2	228	23	R	West Georgia	FA-15	Atlanta, Ga.
4	Brown, Da'Ron	WR	6-0	199	24	R	Northern Illinois	FA-15	Chicago, Ill.
65	Gibson, Laurence	T	6-6	315	24	R	Virginia Tech	FA-15	Fort Bragg, N.C.
77	Liedtke, Michael	OL	6-3	310	23	R	Illinois State	FA-15	Woodstock, Ill.
64	Munyer, Daniel	C	6-1	305	23	R	Colorado	FA-15	Los Angeles, Calif.
60	Pughsley, Jarrod	G	6-4	310	24	1	Akron	FA-15	Lima, Ohio
24	Reaves, Darrin	RB	5-10	215	22	2	UAB	FA-15	Birmingham, Ala.
94	Staten, Jimmy	DL	6-3	311	24	1	Middle Tennessee	FA-15	Waycross, Ga.
88	Travis, Ross	TE	6-7	235	22	R	Penn State	FA-15	Chaska, Minn.
83	Williams, Fred	WR	6-0	190	27	1	St. Cloud State	FA-15	Milwaukee, Wis.
<b>Injured Reserve</b>									
25	Charles, Jamaal	RB	5-11	199	28	8	Texas	D3a-08	Port Arthur, Texas
74	Fanaika, Paul	G	6-5	327	29	5	Arizona State	UFA-15	San Mateo, Calif.
23	Gaines, Phillip	CB	6-0	193	24	2	Rice	D3-14	Converse, Texas
59	March, Justin	LB	6-0	222	22	R	Akron	CFA-15	Danville, Ill.
80	O'Shaughnessy, James	TE	6-4	245	23	R	Illinois State	D5b-15	Naperville, Ill.
<b>Reserve/Non-Football Injury</b>									
9	Bray, Tyler	QB	6-6	215	23	3	Tennessee	CFA-13	Kingsburg, Calif.

**HEAD COACH:** Andy Reid

**OFFENSE:** Doug Pederson (Offensive Coordinator); Eric Bieniemy (Running Backs); Eugene Chung (Asst. Offensive Line); David Culley (Asst. Head Coach/Wide Receivers); Andy Heck (Offensive Line); Corey Mattheai (Asst. Quarterbacks); Tom Melvin (Tight Ends); Matt Nagy (Quarterbacks).

**DEFENSE:** Bob Sutton (Defensive Coordinator); Tommy Brasher (Defensive Line); Mark DeLeone (Asst. Linebackers); Gary Gibbs (Linebackers); Al Harris (Defensive Asst./ Secondary); Britt Reid (Asst. Defensive Line); Emmitt Thomas (Defensive Backs).

**SPECIALISTS:** Dave Toub (Special Teams Coordinator); Brock Olivo (Assistant Special Teams).

**MISCELLANEOUS:** Brad Childress (Spread Game Analyst/Special Projects); Travis Crittenden (Asst. Strength & Conditioning); Mike Frazier (Statistical Analysis Coordinator); Barry Rubin (Head Strength & Conditioning); Brent Salazar (Asst. Strength & Conditioning).

**2015 KANSAS CITY CATHOLIC NUMERICAL ROSTER**  
(As of November 30, 2015)

NO.	NAME	POS.	HT.	WT.	AGE	EXP.	COLLEGE	HOW ACQ.	HOMETOWN
2	Dustin Colquitt	P	6-3	210	33	11	Tennessee	D3-05	Knoxville, Tenn.
5	Cairo Santos	K	5-8	160	24	2	Tulane	CFA-14	St. Augustine, Fla.
7	Aaron Murray	QB	6-1	207	25	2	Georgia	D5-14	Tampa, Fla.
10	Chase Daniel	QB	6-0	225	29	7	Missouri	UFA-13	Southlake, Texas
11	Alex Smith	QB	6-4	217	31	11	Utah	T (SF)-13	La Mesa, Calif.
12	Albert Wilson	WR	5-9	200	23	2	Georgia State	CFA-14	Port St. Lucie, Fla.
13	De'Anthony Thomas	WR	5-8	176	22	2	Oregon	D4-14	Los Angeles, Calif.
17	Chris Conley	WR	6-3	205	23	R	Georgia	D3a-15	Dallas, Ga.
19	Jeremy Maclin	WR	6-0	198	27	7	Missouri	UFA-15	Kirkwood, Mo.
20	Steven Nelson	CB	5-11	194	22	R	Oregon State	D3b-15	Warner Robins, Ga.
21	Sean Smith	CB	6-3	218	28	7	Utah	UFA-13	Pasadena, Calif.
22	Marcus Peters	CB	6-0	197	22	R	Washington	D1-15	Oakland, Calif.
27	Tyvon Branch	S	6-0	210	28	8	Connecticut	FA-15	Cicero, N.Y.
29	Eric Berry	S	6-0	212	26	6	Tennessee	D1-10	Fairburn, Ga.
30	Jamell Fleming	CB	5-11	206	26	4	Oklahoma	FA-14	Arlington, Texas
31	Marcus Cooper	CB	6-2	192	25	3	Rutgers	W (SF)-13	Hartford, Conn.
32	Spencer Ware	FB/RB	5-10	229	24	2	LSU	FA-15	Eunice, La.
34	Knile Davis	RB	5-10	227	24	3	Arkansas	D3b-13	Missouri City, Texas
35	Charcandrick West	RB	5-10	205	24	2	Abilene Christian	FA-14	Springhill, La.
38	Ron Parker	DB	6-0	206	28	5	Newberry	UFA-15	St. Helena Island, S.C.
39	Husain Abdullah	S	6-0	204	30	7	Washington State	UFA-14	Pomona, Calif.
41	James Winchester	LS	6-3	240	26	1	Oklahoma	FA-15	Washington, Okla.
42	Anthony Sherman	FB	5-10	242	26	5	Connecticut	T (ARI)-13	North Attleborough, Mass.
49	Daniel Sorensen	S	6-2	208	25	2	BYU	FA-14	Colton, Calif.
50	Justin Houston	LB	6-3	258	26	5	Georgia	FA-15	Statesboro, Ga.
51	Frank Zombo	LB	6-3	254	28	6	Central Michigan	UFA-14	Sterling Heights, Mich.
53	Ramik Wilson	LB	6-2	237	23	R	Georgia	D4-15	Tampa, Fla.
54	Dezman Moses	LB	6-2	249	26	4	Tulane	FA-15	Willingboro, N.J.
55	Dee Ford	LB	6-2	252	24	2	Auburn	D1-14	Odenville, Ala.
56	Derrick Johnson	LB	6-3	242	33	11	Texas	D1-05	Waco, Texas
57	D.J. Alexander	LB	6-2	233	24	R	Oregon State	D5a-15	Palm Desert, Calif.
61	Mitch Morse	C	6-6	305	23	R	Missouri	D2-15	Austin, Texas
66	Ben Grubbs	G	6-3	310	31	9	Auburn	T (NO)-15	Eclectic, Ala.
70	Mike DeVito	DE	6-3	305	31	9	Maine	UFA-13	Wellfleet, Mass.
71	Jeff Allen	OL	6-4	306	25	4	Illinois	D2-12	Chicago, Ill.
72	Eric Fisher	T	6-7	315	24	3	Central Michigan	D1-13	Rochester, Mich.
73	Zach Fulton	OL	6-5	316	24	2	Tennessee	D6a-14	Homewood, Ill.
75	Jah Reid	T	6-7	325	27	5	UCF	FA-15	Haines City, Fla.
76	Laurent Duvernay-Tardif	G	6-5	321	24	2	McGill	D6b-14	Montreal, Quebec
79	Donald Stephenson	OL	6-6	312	27	4	Oklahoma	D3-12	Blue Springs, Mo.
81	Jason Avant	WR	6-0	210	32	10	Michigan	UFA-15	Chicago, Ill.
82	Brian Parker	TE	6-4	265	23	R	Albany	W (SD)-15	Henrietta, N.Y.
84	Demetrius Harris	TE	6-7	230	24	2	UW-Milwaukee	FA-14	Little Rock, Ark.
85	Frankie Hammond Jr.	WR	6-1	184	25	2	Florida	FA-15	Hallandale Beach, Fla.
87	Travis Kelce	TE	6-5	260	26	3	Cincinnati	D3a-13	Cleveland Heights, Ohio
90	Josh Mauga	LB	6-1	245	28	6	Nevada	FA-14	Fallon, Nev.
91	Tamba Hali	LB	6-3	275	31	10	Penn State	D1-06	Teaneck, N.J.
92	Dontari Poe	DT	6-3	346	25	4	Memphis	D1-12	Memphis, Tenn.
93	David King	DT	6-4	281	25	1	Oklahoma	W (SEA)-15	Houston, Texas
96	Jaye Howard	DL	6-3	301	26	4	Florida	W (SEA)-13	Apopka, Fla.
97	Allen Bailey	DL	6-3	288	26	5	Miami (Fla.)	D3b-11	Sapelo Island, Ga.
98	Nick Williams	DL	6-4	309	25	2	Samford	FA-14	Birmingham, Ala.
99	Rakeem Nunez-Roches	DL	6-2	307	22	R	Southern Miss	D6-15	Dangriga, Belize

**Practice Squad**

4	Da'Ron Brown	WR	6-0	199	24	R	Northern Illinois	FA-15	Chicago, Ill.
24	Darrin Reaves	RB	5-10	215	22	2	UAB	FA-15	Birmingham, Ala.
52	Tyrell Adams	LB	6-2	228	23	R	West Georgia	FA-15	Atlanta, Ga.
60	Jarrold Pughsley	G	6-4	310	24	1	Akron	FA-15	Lima, Ohio
64	Daniel Munyer	C	6-1	305	23	R	Colorado	FA-15	Los Angeles, Calif.
65	Laurence Gibson	T	6-6	315	24	R	Virginia Tech	FA-15	Fort Bragg, N.C.
77	Michael Liedtke	OL	6-3	310	23	R	Illinois State	FA-15	Woodstock, Ill.
83	Fred Williams	WR	6-0	190	27	1	St. Cloud State	FA-15	Milwaukee, Wis.
88	Ross Travis	TE	6-7	235	22	R	Penn State	FA-15	Chaska, Minn.
94	Jimmy Staten	DL	6-3	311	24	1	Middle Tennessee	FA-15	Waycross, Ga.

**Injured Reserve**

23	Phillip Gaines	CB	6-0	193	24	2	Rice	D3-14	Converse, Texas
25	Jamaal Charles	RB	5-11	199	28	8	Texas	D3a-08	Port Arthur, Texas
59	Justin March	LB	6-0	222	22	R	Akron	CFA-15	Danville, Ill.
74	Paul Fanaika	G	6-5	327	29	5	Arizona State	UFA-15	San Mateo, Calif.
80	James O'Shaughnessy	TE	6-4	245	23	R	Illinois State	D5b-15	Naperville, Ill.

**Reserve/Non-Football Injury**

9	Tyler Bray	QB	6-6	215	23	3	Tennessee	CFA-13	Kingsburg, Calif.
---	------------	----	-----	-----	----	---	-----------	--------	-------------------

**HEAD COACH:** Andy Reid

**OFFENSE:** Doug Pederson (Offensive Coordinator); Eric Bieniemy (Running Backs); Eugene Chung (Asst. Offensive Line); David Culley (Asst. Head Coach/Wide Receivers); Andy Heck (Offensive Line); Corey Mattheae (Asst. Quarterbacks); Tom Melvin (Tight Ends); Matt Nagy (Quarterbacks).

**DEFENSE:** Bob Sutton (Defensive Coordinator); Tommy Brasher (Defensive Line); Mark DeLeone (Asst. Linebackers); Gary Gibbs (Linebackers); Al Harris (Defensive Asst./ Secondary); Britt Reid (Asst. Defensive Line); Emmitt Thomas (Defensive Backs).

**SPECIALISTS:** Dave Toub (Special Teams Coordinator); Brock Olivo (Assistant Special Teams).

**MISCELLANEOUS:** Brad Childress (Spread Game Analyst/Special Projects); Travis Crittenden (Asst. Strength & Conditioning); Mike Frazier (Statistical Analysis Coordinator); Barry Rubin (Head Strength & Conditioning); Brent Salazar (Asst. Strength & Conditioning).

# 2015 KANSAS CITY CHIEFS-BY-POSITION ROSTER

(As of November 30, 2015)

## QUARTERBACKS (3)

NO.	NAME	POS.	HT.	WT.	AGE	EXP.	COLLEGE	HOMETOWN	HOW ACQ.
10	Daniel, Chase	QB	6-0	225	29	7	Missouri	Southlake, Texas	UFA-13
7	Murray, Aaron	QB	6-1	207	25	2	Georgia	Tampa, Fla.	D5-14
11	Smith, Alex	QB	6-4	217	31	11	Utah	La Mesa, Calif.	T (SF)-13

## RUNNING BACKS (4)

NO.	NAME	POS.	HT.	WT.	AGE	EXP.	COLLEGE	HOMETOWN	HOW ACQ.
34	Davis, Knile	RB	5-10	227	24	3	Arkansas	Missouri City, Texas	D3b-13
42	Sherman, Anthony	FB	5-10	242	26	5	Connecticut	North Attleborough, Mass.	T (ARI)-13
32	Ware, Spencer	FB/RB	5-10	229	24	2	LSU	Eunice, La.	FA-15
35	West, Charcandrick	RB	5-10	205	24	2	Abilene Christian	Springhill, La.	FA-14

## WIDE RECEIVERS (6)

NO.	NAME	POS.	HT.	WT.	AGE	EXP.	COLLEGE	HOMETOWN	HOW ACQ.
81	Avant, Jason	WR	6-0	210	32	10	Michigan	Chicago, Ill.	UFA-15
17	Conley, Chris	WR	6-3	205	23	R	Georgia	Dallas, Ga.	D3a-15
85	Hammond Jr., Frankie	WR	6-1	184	25	2	Florida	Hallandale Beach, Fla.	FA-15
19	Maclin, Jeremy	WR	6-0	198	27	7	Missouri	Kirkwood, Mo.	UFA-15
13	Thomas, De'Anthony	WR	5-8	176	22	2	Oregon	Los Angeles, Calif.	D4-14
12	Wilson, Albert	WR	5-9	200	23	2	Georgia State	Port St. Lucie, Fla.	CFA-14

## TIGHT ENDS (3)

NO.	NAME	POS.	HT.	WT.	AGE	EXP.	COLLEGE	HOMETOWN	HOW ACQ.
84	Harris, Demetrius	TE	6-7	230	24	2	UW-Milwaukee	Little Rock, Ark.	FA-14
87	Kelce, Travis	TE	6-5	260	26	3	Cincinnati	Cleveland Heights, Ohio	D3a-13
82	Parker, Brian	TE	6-4	265	23	R	Albany	Henrietta, N.Y.	W (SD)-15

## OFFENSIVE LINE (8)

NO.	NAME	POS.	HT.	WT.	AGE	EXP.	COLLEGE	HOMETOWN	HOW ACQ.
71	Allen, Jeff	OL	6-4	306	25	4	Illinois	Chicago, Ill.	D2-12
76	Duvernay-Tardif, Laurent	G	6-5	321	24	2	McGill	Montreal, Quebec	D6b-14
72	Fisher, Eric	T	6-7	315	24	3	Central Michigan	Rochester, Mich.	D1-13
73	Fulton, Zach	OL	6-5	316	24	2	Tennessee	Homewood, Ill.	D6a-14
66	Grubbs, Ben	G	6-3	310	31	9	Auburn	Eclectic, Ala.	T (NO)-15
61	Morse, Mitch	C	6-6	305	23	R	Missouri	Austin, Texas	D2-15
75	Reid, Jah	T	6-7	325	27	5	UCF	Haines City, Fla.	FA-15
79	Stephenson, Donald	OL	6-6	312	27	4	Oklahoma	Blue Springs, Mo.	D3-12

## DEFENSIVE LINE (7)

NO.	NAME	POS.	HT.	WT.	AGE	EXP.	COLLEGE	HOMETOWN	HOW ACQ.
97	Bailey, Allen	DL	6-3	288	26	5	Miami (Fla.)	Sapelo Island, Ga.	D3b-11
70	DeVito, Mike	DE	6-3	305	31	9	Maine	Wellfleet, Mass.	UFA-13
96	Howard, Jaye	DL	6-3	301	26	4	Florida	Apopka, Fla.	W (SEA)-13
93	King, David	DT	6-4	281	25	1	Oklahoma	Houston, Texas	W (SEA)-15
99	Nunez-Roches, Rakeem	DL	6-2	307	22	R	Southern Miss	Dangriga, Belize	D6-15
92	Poe, Dontari	DT	6-3	346	25	4	Memphis	Memphis, Tenn.	D1-12
98	Williams, Nick	DL	6-4	309	25	2	Samford	Birmingham, Ala.	FA-14

## LINEBACKERS (9)

NO.	NAME	POS.	HT.	WT.	AGE	EXP.	COLLEGE	HOMETOWN	HOW ACQ.
57	Alexander, D.J.	LB	6-2	233	24	R	Oregon State	Palm Desert, Calif.	D5a-15
55	Ford, Dee	LB	6-2	252	24	2	Auburn	Odenville, Ala.	D1-14
91	Hali, Tamba	LB	6-3	275	32	10	Penn State	Teaneck, N.J.	D1-06
50	Houston, Justin	LB	6-3	258	26	5	Georgia	Statesboro, Ga.	FA-15
56	Johnson, Derrick	LB	6-3	242	33	11	Texas	Waco, Texas	D1-05
90	Mauga, Josh	LB	6-1	245	28	6	Nevada	Fallon, Nev.	FA-14
54	Moses, Dezman	LB	6-2	249	26	4	Tulane	Willingboro, N.J.	FA-15
53	Wilson, Ramik	LB	6-2	237	23	R	Georgia	Tampa, Fla.	D4-15
51	Zombo, Frank	LB	6-3	254	28	6	Central Michigan	Sterling Heights, Mich.	UFA-14

## DEFENSIVE BACKS (10)

NO.	NAME	POS.	HT.	WT.	AGE	EXP.	COLLEGE	HOMETOWN	HOW ACQ.
39	Abdullah, Husain	S	6-0	204	30	7	Washington State	Pomona, Calif.	UFA-14
29	Berry, Eric	S	6-0	212	26	6	Tennessee	Fairburn, Ga.	D1-10
27	Branch, Tyvon	S	6-0	210	28	8	Connecticut	Cicero, N.Y.	FA-15
31	Cooper, Marcus	CB	6-2	192	25	3	Rutgers	Hartford, Conn.	W (SF)-13
30	Fleming, Jamell	CB	5-11	206	26	4	Oklahoma	Arlington, Texas	FA-14
20	Nelson, Steven	CB	5-11	194	22	R	Oregon State	Warner Robins, Ga.	D3b-15
38	Parker, Ron	DB	6-0	206	28	5	Newberry	St. Helena Island, S.C.	UFA-15
22	Peters, Marcus	CB	6-0	197	22	R	Washington	Oakland, Calif.	D1-15
21	Smith, Sean	CB	6-3	218	28	7	Utah	Pasadena, Calif.	UFA-13
49	Sorensen, Daniel	S	6-2	208	25	2	BYU	Colton, Calif.	FA-14

## SPECIALISTS (3)

NO.	NAME	POS.	HT.	WT.	AGE	EXP.	COLLEGE	HOMETOWN	HOW ACQ.
2	Colquitt, Dustin	P	6-3	210	33	11	Tennessee	Knoxville, Tenn.	D3-05
5	Santos, Cairo	K	5-8	160	24	2	Tulane	St. Augustine, Fla.	CFA-14
41	Winchester, James	LS	6-3	240	26	1	Oklahoma	Washington, Okla.	FA-15

## PRACTICE SQUAD (10)

NO.	NAME	POS.	HT.	WT.	AGE	EXP.	COLLEGE	HOMETOWN	HOW ACQ.
52	Adams, Tyrell	LB	6-2	228	23	R	West Georgia	Atlanta, Ga.	FA-15
4	Brown, Da'Ron	WR	6-0	199	24	R	Northern Illinois	Chicago, Ill.	FA-15
65	Gibson, Laurence	T	6-6	315	24	R	Virginia Tech	Fort Bragg, N.C.	FA-15
85	Hammond Jr., Frankie	WR	6-1	184	25	2	Florida	Hallandale Beach, Fla.	FA-15
77	Liedtke, Michael	OL	6-3	310	23	R	Illinois State	Woodstock, Ill.	FA-15
64	Munyer, Daniel	C	6-1	305	23	R	Colorado	Los Angeles, Calif.	FA-15
60	Pughsley, Jarrod	G	6-4	310	24	1	Akron	Lima, Ohio	FA-15
24	Reaves, Darrin	RB	5-10	215	22	2	UAB	Birmingham, Ala.	FA-15
94	Staten, Jimmy	DL	6-3	311	24	1	Middle Tennessee	Waycross, Ga.	FA-15
88	Travis, Ross	TE	6-7	235	22	R	Penn State	Chaska, Minn.	FA-15
83	Williams, Fred	WR	6-0	190	27	1	St. Cloud State	Milwaukee, Wis.	FA-15



# 2015 KANSAS CITY CHIEFS UNOFFICIAL DEPTH CHART

(As of November 30, 2015)

## OFFENSE

WR	19 Jeremy Maclin	81 Jason Avant	17 <u>Chris Conley</u>
LT	72 Eric Fisher	79 Donald Stephenson	
LG	71 Jeff Allen	66 Ben Grubbs	
C	<u>61 Mitch Morse</u>	73 Zach Fulton	
RG	<u>76 Laurent Duvernay-Tardif</u>	73 Zach Fulton	
RT	75 Jah Reid	71 Jeff Allen	
TE	87 Travis Kelce	84 Demetrius Harris	82 <u>Brian Parker</u>
WR	12 Albert Wilson	13 De'Anthony Thomas	85 Frankie Hammond Jr.
QB	11 Alex Smith	10 Chase Daniel	7 Aaron Murray
RB	35 Charcandrick West	32 Spencer Ware	34 Knile Davis
FB	42 Anthony Sherman	32 Spencer Ware	

## DEFENSE

LDE	70 Mike DeVito	<u>99 Rakeem Nunez-Roches</u>	
NT	96 Jaye Howard	92 Dontari Poe	93 David King
RDE	97 Allen Bailey	98 Nick Williams	
LOLB	50 Justin Houston	51 Frank Zombo	54 Dezman Moses
LILB	56 Derrick Johnson	<u>57 D.J. Alexander</u>	
RILB	90 Josh Mauga	<u>53 Ramik Wilson</u>	
ROLB	91 Tamba Hali	55 Dee Ford	
LCB	<u>22 Marcus Peters</u>	31 Marcus Cooper	
RCB	21 Sean Smith	30 Jamell Fleming	20 <u>Steven Nelson</u>
SS	38 Ron Parker	27 Tyvon Branch	
FS	29 Eric Berry	39 Husain Abdullah	49 Daniel Sorensen

## SPECIALISTS

P	2 Dustin Colquitt	5 Cairo Santos
K	5 Cairo Santos	2 Dustin Colquitt
KO	5 Cairo Santos	2 Dustin Colquitt
LS	41 James Winchester	
H	2 Dustin Colquitt	10 Chase Daniel
PR	13 De'Anthony Thomas	85 Frankie Hammond Jr.
KR	13 De'Anthony Thomas	34 Knile Davis

## Rookies Underlined

Reads Left to Right, Top Line then Bottom

## PRONUNCIATION GUIDE

Husain Abdullah	Ab-DUEL-uh
Knile Davis	Nile
Laurent Duvernay-Tardif	Doo-ver-nay Tar-diff
Tamba Hali	TOM-buh HA-LEE
Travis Kelce	Kel-SEE
Josh Mauga	MAW-gah
Dontari Poe	Don-TAR-ee
Rakeem Nunez-Roches	Ra-Keem NOONEZ-ROACHES
Ramik Wilson	Ra-meek
Charcandrick West	Char-can-drick

## HOW THE 2015 CHIEFS WERE BUILT

YEAR	DRAFT	FREE AGENTS	TRADE/WAIVERS
2005	LB Derrick Johnson (1) P Dustin Colquitt (3)		
2006	LB Tamba Hali (1)		
2007			
2008			
2009			
2010	S Eric Berry (1)		
2011	LB Justin Houston (3a) DL Allen Bailey (3b)		
2012	DT Dontari Poe (1) OL Jeff Allen (2) OL Donald Stephenson (3)		
2013	T Eric Fisher (1) TE Travis Kelce (3a) RB Knile Davis (3b)	QB Chase Daniel (UFA) DL Mike DeVito (UFA) CB Sean Smith (UFA)	CB Marcus Cooper (W/SF) DL Jaye Howard (W/SEA) FB Anthony Sherman (T/ARI) QB Alex Smith (T/SF)
2014	LB Dee Ford (1) WR De'Anthony Thomas (4) QB Aaron Murray (5) G Zach Fulton (6a) G Laurent Duvernay-Tardif (6b)	S Husain Abdullah (UFA) CB Jamell Fleming (FA) TE Demetrius Harris (FA) LB Josh Mauga (FA) K Cairo Santos (CFA) S Daniel Sorensen (FA) RB Charcandrick West (FA) DL Nick Williams (FA) WR Albert Wilson (CFA) LB Frank Zombo (UFA)	
2015	CB Marcus Peters (1) C Mitch Morse (2) WR Chris Conley (3a) CB Steven Nelson (3b) LB Ramik Wilson (4) LB D.J. Alexander (5a) TE James O'Shaughnessy (5b) DL Rakeem Nunez-Roches (6)	WR Jason Avant (UFA) S Tyvon Branch (FA) WR Frankie Hammond Jr. (FA) WR Jeremy Maclin (UFA) LB Dezman Moses (FA) DB Ron Parker (UFA) T Jah Reid (FA) FB Spencer Ware (FA) LS James Winchester (FA)	G Ben Grubbs (T/NO) DT David King (W/SEA) TE Brian Parker (W/SD)
<b><u>TOTAL ROSTER BREAKDOWN</u></b>		8 Unrestricted Free Agents	4 Waiver Claims
24 Draft Choices		12 Free Agents	3 Trades
		2 College Free Agents	

## CHIEFS 2015 ROSTER BY EXPERIENCE

### 11th Year (3)

P Dustin Colquitt  
LB Derrick Johnson  
QB Alex Smith

### 6th Year (3)

S Eric Berry  
LB Josh Mauga  
LB Frank Zombo

### 3rd Year (4)

CB Marcus Cooper  
RB Knile Davis  
T Eric Fisher  
TE Travis Kelce

### 1st Year (2)

DT David King  
LS James Winchester

### 10th Year (2)

WR Jason Avant  
LB Tamba Hali

### 5th Year (5)

DL Allen Bailey  
LB Justin Houston  
DB Ron Parker  
T Jah Reid  
FB Anthony Sherman

### 2nd Year (13)

G Laurent Duvernay-Tardif  
LB Dee Ford  
G Zach Fulton  
WR Frankie Hammond Jr.  
TE Demetrius Harris  
QB Aaron Murray  
K Cairo Santos  
S Daniel Sorensen  
WR De'Anthony Thomas  
FB Spencer Ware  
RB Charcandrick West  
WR Albert Wilson  
DL Nick Williams

### Rookies (8)

LB D.J. Alexander  
WR Chris Conley  
C Mitch Morse  
CB Steven Nelson  
DL Rakeem Nunez-Roches  
TE Brian Parker  
CB Marcus Peters  
LB Ramik Wilson

### 9th Year (2)

DE Mike DeVito  
G Ben Grubbs

### 8th Year (1)

S Tyvon Branch

### 7th Year (4)

S Husain Abdullah  
QB Chase Daniel  
WR Jeremy Maclin  
CB Sean Smith

### 4th Year (6)

OL Jeff Allen  
CB Jamell Fleming  
DL Jaye Howard  
LB Dezman Moses  
DT Dontari Poe  
OL Donald Stephenson

## CHIEFS 2015 ROSTER BY DRAFT ROUND

[Overall selection in brackets]

### 1st Round (10)

[1] QB Alex Smith (2005 - SF), [1] T Eric Fisher (2013), [5] S Eric Berry (2010), [11] DT Dontari Poe (2012), [15] LB Derrick Johnson (2005), [18] CB Marcus Peters (2015), [19] WR Jeremy Maclin (2009 - PHI), [20] LB Tamba Hali (2006), [23] LB Dee Ford (2014), [29] G Ben Grubbs (2007 - BAL).

### 2nd Round (3)

[44] OL Jeff Allen (2012), [49] C Mitch Morse (2015), [61] CB Sean Smith (2009 - MIA).

### 3rd Round (10)

[63] TE Travis Kelce (2013), [70] LB Justin Houston (2011), [74] OL Donald Stephenson (2012), [76] WR Chris Conley (2015), [80] CB Jamell Fleming (2012 - ARZ), [85] T Jah Reid (2011 - BAL), [86] DL Allen Bailey (2011), [96] RB Knile Davis (2013), [98] CB Steven Nelson (2015), [99] P Dustin Colquitt (2005).

### 4th Round (5)

[100] S Tyvon Branch (2008 - OAK), [109] WR Jason Avant (2006 - PHI), [113], [114] DL Jaye Howard (2012 - SEA), [118] LB Ramik Wilson (2015), [120], [124] WR De'Anthony Thomas (2014).

### 5th Round (3)

[136] FB Anthony Sherman (2011 - ARI), [152] QB Aaron Murray (2014), [172] LB D.J. Alexander (2015).

### 6th Round (4)

[193] G Zach Fulton (2014), [194] FB Spencer Ware (2013 - SEA), [200] G Laurent Duvernay-Tardif (2014), [217] DL Rakeem Nunez-Roches (2015).

### 7th Round (3)

[223] DL Nick Williams (2013 - PIT), [239] DT David King (2013 - PHI), [252] CB Marcus Cooper (2013 - SF).

### Undrafted (15)

S Husain Abdullah (2008 - MIN), LB Dezman Moses (2009 - GB), QB Chase Daniel (2009 - WAS), DE Mike DeVito (2009 - NYJ), LB Josh Mauga (2009 - NYJ), LB Frank Zombo (2010 - GB), DB Ron Parker (2011 - SEA), WR Frankie Hammond Jr. (2013), TE Demetrius Harris (2013), LS James Winchester (2013 - PHI), K Cairo Santos (2014), S Daniel Sorensen (2014), WR Albert Wilson (2014), RB Charcandrick West (2014), TE Brian Parker (2015 - SD).



# KANSAS CITY CHIEFS 2015 TRANSACTIONS

(as of 11/30/15)

Date	Player	Transaction
Dec. 29	BARDEN Brandon, TE	Reserve/Future Signing
Dec. 29	BINNS, Armon, WR	Reserve/Future Signing
Dec. 29	DICKSON, JoJo, LB	Reserve/Future Signing
Dec. 29	FANGUPO, Hebron, DT	Reserve/Future Signing
Dec. 29	HENRY, Ricky, G	Reserve/Future Signing
Dec. 29	LOUKS, Corbin, WR	Reserve/Future Signing
Dec. 29	OLATOYE, Deji, CB	Reserve/Future Signing
Dec. 29	PUGHSLEY, Jarrod, G	Reserve/Future Signing
Dec. 29	SCHILTZ, Adam, TE	Reserve/Future Signing
Dec. 29	SHERROD, Derek, T	Reserve/Future Signing
Dec. 29	WARE, Spencer, FB	Reserve/Future Signing
Dec. 29	WILLIAMS, Fred, WR	Reserve/Future Signing
Dec. 29	WORTHY, Jerel, DL	Reserve/Future Signing
Dec. 30	FEIGT, Curtis, OL	Reserve/Future Signing
Dec. 30	HUS, Jorgen, LS	Reserve/Future Signing
Dec. 31	HARTSON, Brandon, LS	Reserve/Future Signing
Jan. 6	HESTER, Aaron, CB	Reserve/Future Signing
Jan. 8	PRYOR, Terrelle, QB	Reserve/Future Signing
Jan. 8	ROGERS, Da'Rick, WR	Reserve/Future Signing
Feb. 2	MARTIN, Vaughn, DE	Reserve/Future Signing
Feb. 10	REID, Britt	Promoted to Assistant Defensive Line Coach
Feb. 10	DELEONE, Mark	Promoted to Assistant Linebackers Coach
Feb. 10	MATTHAEI, Corey	Promoted to Assistant Quarterbacks Coach
Feb. 12	RICHARDSON, Shaquille, CB	Signed
Feb. 17	VERY, Donnie, WR	Released
Feb. 17	JENKINS, A.J., WR	Waived
Feb. 26	FASANO, Anthony, TE	Released
Mar. 2	HOUSTON, Justin, LB	Franchise Designation
Mar. 5	MAYS, Joe, LB	Released
Mar. 6	WALKER, Vance, DL	Released
Mar. 9	MAUGA, Josh, LB	Contract Renegotiated
Mar. 10	BRANCH, Tyvon, S	Signed
Mar. 11	MACLIN, Jeremy, WR	Signed
Mar. 11	HARRIS, Demetrius, TE	Signed
Mar. 12	MOSES, Dezman, LB	Signed
Mar. 12	BOWE, Dwayne, WR	Released
Mar. 12	GRUBBS, Ben, G	Acquired via Trade with New Orleans
Mar. 12	FANAIIKA, Paul, G	Signed
Mar. 12	WINCHESTER, James, LS	Signed
Mar. 13	AVANT, Jason, WR	Signed
Mar. 13	GORDON, Richard, TE	Signed
Mar. 13	MCCRAY, Kelcie, S	Signed
Mar. 16	PARKER, Ron, DB	Signed
Mar. 19	MOSES, Dezman, LB	Signed
Apr. 6	MARTIN, Josh, LB	Signed
Apr. 16	HARTSON, Brandon, LS	Waived
Apr. 20	HAMMOND, Frankie, WR	Signed
Apr. 20	HEMINGWAY, Junior, WR	Signed
Apr. 21	RICHARDSON, Shaquille, CB	Waived
Apr. 30	PETERS, Marcus, CB	Drafted in 1 <sup>st</sup> Round
May 1	MORSE, Mitch, C	Drafted in 2 <sup>nd</sup> Round
May 1	CONLEY, Chris, WR	Drafted in 3 <sup>rd</sup> Round
May 1	NELSON, Steven, CB	Drafted in 3 <sup>rd</sup> Round
May 2	WILSON, Ramik, LB	Drafted in 4 <sup>th</sup> Round
May 2	ALEXANDER, D.J., LB	Drafted in 5 <sup>th</sup> Round
May 2	O'SHAUGHNESSY, James, TE	Drafted in 5 <sup>th</sup> Round
May 2	NUNEZ-ROCHES, Rakeem DL	Drafted in 6 <sup>th</sup> Round
May 2	BROWN, Da'Ron, WR	Drafted in 7 <sup>th</sup> Round
May 5	DICKSON, JoJo, LB	Waived
May 5	HUS, Jorgen, LS	Waived
May 5	LOUKS, Corbin, WR	Waived
May 5	PRYOR, Terrelle, QB	Waived
May 11	MORSE, Mitch, OL	Signed
May 11	WILSON, Ramik, LB	Signed
May 11	ALEXANDER, D.J., LB	Signed
May 11	O'SHAUGHNESSY, James, TE	Signed
May 11	NUNEZ-ROCHES, Rakeem, DL	Signed
May 11	BROWN, Da'Ron, WR	Signed
May 11	BAUSBY, De'Vante, CB	Signed
May 11	COOK, Kenny, WR	Signed
May 11	COX, Justin, CB	Signed
May 11	EAST, Andrew, LS	Signed
May 11	FRYE, Garrett, C	Signed
May 11	GARNER, Manasseh, FB	Signed
May 11	IRVING, David, DL	Signed
May 11	LUCKETT, Tello, WR	Signed
May 11	MARCH, Justin, LB	Signed
May 11	SWEETON, Charles, OL	Signed
May 13	CONLEY, Chris, WR	Signed
May 15	TUAAU, Charles, NT	Signed
May 15	BARDEN, Brandon, TE	Waived
May 15	FANGUPO, Hebron, DT	Waived
May 16	PETTWAY, Earnest	Signed
May 18	FEIGT, Curtis, OL	Waived
May 19	HILL, Keshawn, RB	Signed
May 19	MUNYER, Daniel, C	Signed
May 19	PETTWAY, Earnest, TE	Waived
May 19	MEGGS, Melvin, G	Signed
May 19	PALMER, Kelvin, T	Signed
May 19	GARNER, Manasseh, FB	Waived
May 19	SWEETON, Charles, G	Waived
May 20	TAYLOR, Ryan, TE	Signed
May 20	HENRY, Ricky, G	Released
June 16	ROOKS, Tavon, T	Signed
June 16	PALMER, Kelvin, T	Waived
June 16	ROGERS, Da'Rick, WR	Waived
June 16	REED, Marcus, G	Claimed off Waivers from GB
June 18	BAUSBY, De'Vante, CB	Waived
June 18	PENNY, Kenneth, CB	Signed
June 18	MEGGS, Melvin, G	Waived
June 19	SMITH, Jeret, WR	Signed
July 10	PENNY, Kenneth, CB	Waived
July 10	SHORT, Kevin, DB	Signed
July 15	HOUSTON, Justin, LB	Signed
July 21	COX, Justin, CB	Waived
July 28	PENNY, Kenneth, CB	Signed
July 29	GRAY, Cyrus, RB	Waived
July 30	TAYLOR, LaVance, RB	Signed
July 31	HILL, Keshawn, RB	Waived
July 31	FANGUPO, Hebron, DT	Signed
Aug. 2	TAYLOR, LaVance, RB	Waived
Aug. 2	REAVES, Darrin, RB	Signed
Aug. 3	WORTHY, Jerel, DT	Waived
Aug. 3	WASHINGTON, L'Damian, WR	Signed
Aug. 8	BINNS, Armon, WR	Waived
Aug. 8	HAROLD, Sage, LB	Waived
Aug. 8	DIMA, Anthony, T	Signed
Aug. 8	DRAKE, Adam, WR	Signed
Aug. 17	DRAKE, Adam, WR	Waived
Aug. 17	DAVIS, Ja'Gared, LB	Signed
Aug. 29	COOK, Kenny, WR	Waived
Aug. 29	DIMA, Anthony, OL	Waived
Aug. 29	EAST, Andrew, LS	Waived
Aug. 29	HESTER, Aaron, CB	Waived
Aug. 29	MARTIN, Vaughn, DE	Waived
Aug. 29	PENNY, Kenneth, CB	Waived
Aug. 29	REED, Marcus, G	Waived
Aug. 29	SCHILTZ, Adam, TE	Waived
Aug. 29	SMITH, Jeret, WR	Waived
Aug. 29	TUAAU, Charles, DT	Waived
Aug. 29	WASHINGTON, L'Damian, WR	Waived
Sept. 1	BRAY, Tyler, QB	Placed on Reserve/Non-Football Injury
Sept. 1	MARCH, Justin, LB	Placed on Injured Reserve
Sept. 1	HEMINGWAY, Junior, WR	Waived
Sept. 1	ROOKS, Tavon, T	Waived
Sept. 5	SHERROD, Derek, T	Released
Sept. 5	TAYLOR, Ryan, TE	Released
Sept. 5	GORDON, Richard, TE	Placed on Injured Reserve
Sept. 5	BROWN, Da'Ron, WR	Waived
Sept. 5	CATAPANO, Mike, DL	Waived
Sept. 5	COMMINGS, Sanders, DB	Waived
Sept. 5	DAVIS, Ja'Gared, LB	Waived
Sept. 5	FANGUPO, Hebron, DT	Waived
Sept. 5	FRYE, Garrett, OL	Waived
Sept. 5	HILL, Keshawn, RB	Waived from Injured Reserve

Sept. 5	IRVING, David, DL	Waived
Sept. 5	JOHNSON, James-Michael, LB	Waived
Sept. 5	KUSH, Eric, C	Waived
Sept. 5	LUCKETT, Tello, WR	Waived
Sept. 5	MUNYER, Daniel, OL	Waived
Sept. 5	OLATOYE, Deji, DB	Waived
Sept. 5	PUGHSLEY, Jarrod, OL	Waived
Sept. 5	REAVES, Darrin, RB	Waived
Sept. 5	SHORT, Kevin, DB	Waived
Sept. 5	WARE, Spencer, RB	Waived
Sept. 5	WILLIAMS, Fred, WR	Waived
Sept. 5	McCRAVY, Kelcie, S	Traded to Seattle
Sept. 5	SMITH, Sean, CB	Placed on Reserve/Suspended
Sept. 6	PARKER, Brian, TE	Acquired via Waivers from San Diego
Sept. 6	MOSES, Dezman, LB	Waived
Sept. 6	BROWN, Da'Ron, WR	Signed to the Practice Squad
Sept. 6	FANGUPO, Hebron, DT	Signed to the Practice Squad
Sept. 6	IRVING, David, DE	Signed to the Practice Squad
Sept. 6	MUNYER, Daniel, OL	Signed to the Practice Squad
Sept. 6	OLATOYE, Deji, CB	Signed to the Practice Squad
Sept. 6	PUGHSLEY, Jarrod, OL	Signed to the Practice Squad
Sept. 6	TRAVIS, Ross, TE	Signed to the Practice Squad
Sept. 6	WARE, Spencer, RB	Signed to the Practice Squad
Sept. 6	WILLIAMS, Fred, WR	Signed to the Practice Squad
Sept. 7	OLATOYE, Deji, CB	Contract Terminated from Practice Squad
Sept. 7	MARTIN, Josh, LB	Waived
Sept. 7	GIBSON, Laurence, T	Signed to the Practice Squad
Sept. 7	HARRIS, Jeremy, CB	Signed to the Practice Squad
Sept. 7	REID, Jah, OL	Signed
Sept. 9	FANAIIKA, Paul, G	Placed on Injured Reserve
Sept. 9	MOSES, Dezman, LB	Signed
Sept. 14	TRAVIS, Ross, TE	Contract Terminated from Practice Squad
Sept. 14	ADAMS, Tyrell, LB	Signed to Practice Squad
Sept. 14	GORDON, Richard, TE	Contract Terminated from IR
Sept. 30	IRVING, David	Claimed off the Practice Squad by Dallas
Sept. 30	STATEN, Jimmy, DL	Signed to the Practice Squad
Sept. 30	GAINES, Phillip, CB	Placed on Injured Reserve
Sept. 30	SMITH, Sean, CB	Return from Reserved/Suspension
Oct. 1	WILLIAMS, Fred, WR	Contract Terminated from Practice Squad
Oct. 1	COOK, Kenny, WR	Signed to the Practice Squad
Oct. 13	ADAMS, Tyrell, LB	Contract Terminated from Practice Squad
Oct. 13	HARRIS, Jeremy, CB	Contract Terminated from Practice Squad
Oct. 13	MUNYER, Daniel, OL	Contract Terminated from Practice Squad
Oct. 13	DIMANCHE, Jayson, LB	Signed to the Practice Squad
Oct. 13	HAKIM, Saalim, CB	Signed to the Practice Squad
Oct. 13	LIEDTKE, Michael, OL	Signed to the Practice Squad
Oct. 13	CHARLES, Jamaal, RB	Placed on Injured Reserve
Oct. 13	WARE, Spencer, RB	Contract Terminated from Practice Squad
Oct. 13	WARE, Spencer, RB	Signed
Oct. 13	REAVES, Darrin, RB	Signed to the Practice Squad
Oct. 19	COOK, Kenny, WR	Contract Terminated from Practice Squad
Oct. 19	WILLIAMS, Fred, WR	Signed to the Practice Squad
Oct. 20	DIMANCHE, Jayson, LB	Contract Terminated from Practice Squad
Oct. 20	KEYES, Josh, LB	Signed to the Practice Squad
Oct. 24	WILLIAMS, Fred, WR	Contract Terminated from Practice Squad
Oct. 24	COOK, Kenny, WR	Signed to the Practice Squad
Oct. 28	COOK, Kenny, WR	Contract Terminated from Practice Squad
Oct. 28	WILLIAMS, Fred, WR	Signed to the Practice Squad
Nov. 3	KEYES, Josh, LB	Contract Terminated from Practice Squad
Nov. 3	ADAMS, Tyrell, LB	Signed to the Practice Squad
Nov. 9	HAMMOND, Frankie, WR	Waived
Nov. 9	HAKIM, Saalim, DB	Contract Terminated from Practice Squad
Nov. 9	HAKIM, Saalim, DB	Signed
Nov. 10	HAMMOND, Frankie, WR	Signed to the Practice Squad
Nov. 17	O'SHAUGHNESSY, James, TE	Placed on Injured Reserve
Nov. 17	KING, David, DT	Claimed off Waivers from Seattle
Nov. 17	FANGUPO, Hebron, DT	Contract Terminated from Practice Squad
Nov. 17	TRAVIS, Ross, TE	Signed to the Practice Squad
Nov. 28	HAKIM, Saalim, DB	Waived
Nov. 28	HAMMOND, Frankie, WR	Contract Terminated from Practice Squad
Nov. 28	HAMMOND, Frankie, WR	Signed
Nov. 30	MUNYER, Daniel, OL	Signed to the Practice Squad

A red-tinted photograph of the Kansas City skyline and Arrowhead Stadium. The skyline is visible in the background, and the stadium is in the foreground. The stadium's large "CHIEFS" sign and the team's logo are prominent. The text "KANSAS CITY" is in yellow, and "CHIEFS" is in large white letters with a red outline.

**KANSAS CITY**

# **CHIEFS**

*Additional Statistics*

**THIS IS CHIEFS KINGDOM**



**2015 CHIEFS GAME-BY-GAME OFFENSE**

	9/13 @ HOU	9/17 DEN	9/28 @ GB	10/4 @ CIN	10/11 CHI	10/18 @ MIN	10/25 PIT	11/1 DET	11/15 @ DEN	11/22 @ SD	11/29 BUF	12/6 @ OAK	12/13 SD	12/20 @ BAL	12/27 CLE	1/3 OAK
<b><u>FIRST DOWNS</u></b>																
Total	19	20	23	24	16	16	18	24	13	22	21					
Rushing	7	7	6	8	6	2	7	10	8	9	8					
Passing	12	9	13	13	9	13	11	10	4	10	11					
Penalty	0	4	4	3	1	1	0	4	1	3	2					
<b><u>THIRD DOWNS</u></b>																
Attempts	13	7	10	16	14	12	16	13	16	12	13					
Converted	3	0	2	7	5	3	9	8	4	5	6					
Percentage	23.1%	0.0%	20.0%	44.0%	36.0%	25.0%	56.3%	61.5%	25.0%	41.6%	46.2%					
<b><u>TOT. OFFENSE</u></b>																
Net Yards	330	314	326	461	287	328	377	340	303	385	413					
Plays	67	58	65	73	58	57	63	63	65	59	58					
Avg./Play	4.9	5.4	5.0	6.3	4.9	5.8	6.0	5.4	4.7	6.5	7.1					
<b><u>RUSHING</u></b>																
Net Yards	97	147	75	113	117	57	138	206	106	153	158					
Rush. Att.	32	28	18	23	25	18	29	32	32	31	27					
Avg./Att.	3.0	5.3	4.2	4.9	4.7	3.2	4.8	6.4	3.3	4.9	5.9					
<b><u>PASSING</u></b>																
Net Yards	233	167	251	348	170	271	239	134	197	232	255					
Attempts	33	25	40	45	30	37	32	28	31	25	30					
Completions	22	16	24	31	16	22	21	20	17	20	19					
Intercepted	0	2	1	0	0	0	0	0	0	0	0					
Gross Yards	243	191	290	386	181	282	251	149	204	253	255					
Sacked	2.0	5.0	7.0	5.0	3.0	2.0	2.0	3.0	2.0	3.0	1.0					
Yards Lost	10	24	39	38	11	11	12	15	7	21	0					
<b><u>ADVANCES</u></b>																
Rushes	32	29	18	23	25	18	29	32	32	31	27					
Completions	22	16	24	31	16	22	21	20	17	20	19					
Totals	54	45	42	54	41	40	50	52	49	51	46					
<b><u>PENALTIES</u></b>																
Number	2	9	7	7	3	8	6	3	11	5	8					
Yards	25	60	38	46	49	95	66	20	102	35	58					
<b><u>FUMBLES</u></b>																
Number	2	3	2	1	0	1	0	0	0	0	0					
Lost	0	3	0	1	0	1	0	0	0	0	0					
<b><u>SCORING</u></b>																
Points	27	24	28	21	17	10	23	45	29	33	30					
TD Rushing	0	2	3	0	0	0	1	4	1	3	1					
TD Passing	3	0	1	0	1	1	1	2	1	0	2					
TD KO Returns	0	0	0	0	0	0	0	0	0	0	0					
TD Punt Returns	0	0	0	0	0	0	0	0	0	0	0					
TD Sp. Teams	0	0	0	0	0	0	0	0	0	0	0					
TD Def. Returns	0	1	0	0	1	0	0	0	0	1	0					
FG Attempts	3	1	0	7	3	1	4	1	6	2	4					
FG Made	2	1	0	7	1	1	3	1	5	2	3					
Safety	0	0	0	0	0	0	0	0	0	0	0					

2015 CHIEFS GAME-BY-GAME DEFENSE																
	9/13 @ HOU	9/17 DEN	9/28 @ GB	10/4 @ CIN	10/11 CHI	10/18 @ MIN	10/25 PIT	11/1 DET	11/15 @ DEN	11/22 @ SD	11/29 BUF	12/6 @ OAK	12/13 SD	12/20 @ BAL	12/27 CLE	1/3 OAK
<b><u>FIRST DOWNS</u></b>																
Total	24	21	26	18	21	16	18	16	18	14	25					
Rushing	6	3	6	8	5	4	7	2	4	5	9					
Passing	17	15	15	10	14	10	9	13	11	7	13					
Penalty	1	3	5	0	2	2	2	1	3	2	3					
<b><u>THIRD DOWNS</u></b>																
Attempts	14	16	11	10	14	17	10	12	14	13	12					
Converted	3	6	4	6	6	6	2	2	3	4	5					
Percentage	21.4%	37.5%	36.4%	60.0%	42.9%	35.3%	20.0%	16.6%	21.4%	30.8%	41.7%					
<b><u>TOT. OFFENSE</u></b>																
Net Yards	396	299	448	445	328	321	339	276	221	201	415					
Plays	73	70	68	50	73	68	55	58	65	58	67					
Avg./Play	5.4	4.3	6.6	8.9	4.5	4.7	6.2	4.8	3.4	3.5	6.2					
<b><u>RUSHING</u></b>																
Net Yards	98	61	123	124	87	84	147	81	69	52	129					
Rush. Att.	21	22	32	26	26	35	24	14	16	25	28					
Avg./Att.	4.7	2.8	3.8	4.8	3.3	2.4	6.1	5.8	4.3	2.1	4.6					
<b><u>PASSING</u></b>																
Net Yards	298	238	325	321	241	237	192	195	152	149	286					
Attempts	47	45	35	24	45	31	29	38	44	30	38					
Completions	26	26	24	17	26	17	16	23	19	19	21					
Intercepted	1	1	0	0	0	2	2	2	5	1	0					
Gross Yards	334	256	333	321	252	249	209	227	181	178	291					
Sacked	5.0	3.0	1.0	0.0	2.0	2.0	2.0	6.0	5.0	3.0	1.0					
Yards Lost	36	18	8	0	11	12	17	32	29	29	5					
<b><u>ADVANCES</u></b>																
Rushes	21	22	32	26	26	35	24	14	16	25	28					
Completions	26	26	24	17	26	17	16	23	19	19	21					
Total	47	48	56	43	52	52	40	37	35	44	49					
<b><u>PENALTIES</u></b>																
Number	6	8	12	11	6	5	1	8	5	6	9					
Yards	39	85	89	84	49	50	5	81	55	39	91					
<b><u>FUMBLES</u></b>																
Number	2	0	0	1	2	1	1	0	1	1	3					
Lost	1	0	0	0	1	0	1	0	0	1	2					
<b><u>SCORING</u></b>																
Points	20	31	38	36	18	16	13	10	13	3	22					
TD Rushing	0	0	0	4	0	0	0	0	1	0	0					
TD Passing	2	3	5	1	2	1	1	1	1	0	3					
TD KO Returns	0	0	0	0	0	0	0	0	0	0	0					
TD Punt Returns	0	0	0	0	0	0	0	0	0	0	0					
TD Sp. Teams	0	0	0	0	0	0	0	0	0	0	0					
TD Def. Returns	0	1	0	0	0	0	0	0	0	0	0					
FG Attempts	2	1	1	0	2	3	2	1	0	1	1					
FG Made	2	1	1	0	2	3	2	1	0	1	1					
Safety	0	0	0	0	0	0	0	0	0	0	0					

2015 CHIEFS INDIVIDUAL SINGLE-GAME HIGHS				
Passes Attempted	45	Alex Smith	at Cincinnati	10/4
Passes Completed	31	Alex Smith	at Cincinnati	10/4
Passing Yards	386	Alex Smith	at Cincinnati	10/4
Touchdown Passes	3	Alex Smith	at Houston	9/13
Pass Receptions	11	Jeremy Maclin	at Cincinnati	10/4
Receiving Yards	160	Jeremy Maclin	vs. Buffalo	11/29
Touchdown Receptions	2	Travis Kelce	at Houston	9/13
Rushing Yards	125	Jamaal Charles	vs. Denver	9/17
Rushing Attempts	24	Charcandrick West	at Denver	11/15
Rushing Touchdowns	3	Jamaal Charles	at Green Bay	9/28
Yards From Scrimmage	161	Charcandrick West	at Denver	11/15
Combined Net Yards	161	Charcandrick West	at Denver	11/15
Interceptions Made	1	Marcus Peters	at Houston	9/13
		Marcus Peters	vs. Denver	9/17
		Ron Parker	at Minnesota	10/18
		Marcus Peters	at Minnesota	10/18
		Derrick Johnson	vs. Pittsburgh	10/25
		Eric Berry	vs. Pittsburgh	10/25
		Ron Parker	vs. Detroit	11/1
		Justin Houston	vs. Detroit	11/1
		Marcus Peters	at Denver	11/15
		Sean Smith	at Denver	11/15
		Josh Mauga	at Denver	11/15
		Ron Parker	at Denver	11/15
		Eric Berry	at Denver	11/15
		Justin Houston	at San Diego	11/22
INT Return Yards	55	Marcus Peters	vs. Denver	9/17
Sacks	2.0	Allen Bailey	at Houston	9/13
		Justin Houston	vs. Dever	9/17
		Tamba Hali	vs. Pittsburgh	10/25
		Ron Parker	vs. Detroit	11/1
		Justin Houston	at Denver	11/15
		Tamba Hali	at San Diego	11/22
Punts	7	Dustin Colquitt	at Houston	9/13
		Dustin Colquitt	vs. Chicago	10/11
Punting Average	62.0	Dustin Colquitt	at Cincinnati	10/4
Punt Returns	6	De'Anthony Thomas	vs. Detroit	11/1
Punt Return Yards	81	De'Anthony Thomas	at Houston	9/13
Kickoff Returns	5	Knile Davis	at Cincinnati	10/4
Kickoff Return Yards	106	Knile Davis	vs. Buffalo	11/29
Field Goals Attempted	7	Cairo Santos	at Cincinnati	10/4
Field Goals Made	7	Cairo Santos	at Cincinnati	10/4
2015 KANSAS CITY CHIEFS LONGEST PLAYS				
Run From Scrimmage	52	Spencer Ware	at San Diego	11/22
Touchdown Run	34	Jamaal Charles	vs. Denver	9/17
Pass Reception	80	Charcandrick West	at Denver	11/15
Touchdown Reception	80	Charcandrick West	at Denver	11/15
Interception Return	55	Marcus Peters	vs. Denver	9/17
Punt Return	37	De'Anthony Thomas	vs. Detroit	11/1
Kickoff Return	54	Knile Davis	at Green Bay	9/28
Punt	62	Dustin Colquitt	at Cincinnati	10/4
Field Goal	51	Cairo Santos	at Cincinnati	10/4



2015 OPPONENTS INDIVIDUAL SINGLE-GAME HIGHS				
Passes Attempted	45	Peyton Manning	vs. Denver	9/17
		Jay Cutler	vs. Chicago	10/11
Passes Completed	26	Peyton Manning	vs. Denver	9/17
		Jay Cutler	vs. Chicago	10/11
Passing Yards	333	Aaron Rodgers	at Green Bay	9/28
Touchdown Passes	5	Aaron Rodgers	at Green Bay	9/28
Pass Receptions	9	DeAndre Hopkins	at Houston	9/13
Receiving Yards	158	Sammy Watkins	vs. Buffalo	11/29
Touchdown Receptions	3	Randall Cobb	at Green Bay	9/28
Rushing Yards	121	Le'Veon Bell	vs. Pittsburgh	10/25
Rushing Attempts	26	Adrian Peterson	at Minnesota	10/18
Rushing Touchdowns	3	Jeremy Hill	at Cincinnati	10/4
Yards From Scrimmage	158	Sammy Watkins	vs. Buffalo	11/29
Combined Net Yards	158	Sammy Watkins	vs. Buffalo	11/29
Interceptions Made	1	Aqib Talib	vs. Denver	9/17
		Chris Harris Jr.	vs. Denver	9/17
		Sam Shields	at Green Bay	9/28
INT Return Yards	20	Chris Harris Jr.	vs. Denver	9/17
Sacks	2.0	J.J. Watt	at Houston	9/13
		Clay Matthews	at Green Bay	9/28
		Domata Peko	at Cincinnati	10/4
Punts	7	Shane Lechler	at Houston	9/13
		Britton Colquitt	vs. Denver	9/17
Punting Average	47.7	Kevin Huber	at Cincinnati	10/4
Punt Returns	4	Keith Mumphery	at Houston	9/13
		Micah Hyde	at Green Bay	9/28
Punt Return Yards	30	Micah Hyde	at Green Bay	9/28
Kickoff Returns	7	Marcus Thigpen	vs. Buffalo	11/29
Kickoff Return Yards	164	Marcus Thigpen	vs. Buffalo	11/29
Field Goals Attempted	3	Blair Walsh	at Minnesota	10/18
Field Goals Made	3	Blair Walsh	at Minnesota	10/18
2015 OPPONENTS LONGEST PLAYS				
Run From Scrimmage	42	Le'Veon Bell	vs. Pittsburgh	10/25
Touchdown Run	13	Giovani Bernard	at Cincinnati	10/4
Pass Reception	55	Brandon Tate	at Cincinnati	10/4
Touchdown Reception	55	Brandon Tate	at Cincinnati	10/4
Interception Return	20	Chris Harris Jr.	vs. Denver	9/17
Punt Return	13	Micah Hyde	at Green Bay	9/28
		Marc Mariani	vs. Chicago	10/11
Kickoff Return	38	Dri Archer	vs. Pittsburgh	10/25
Punt	67	Kevin Huber	at Cincinnati	10/4
Field Goal	54	Brandon McManus	vs. Denver	9/17

**2015 KANSAS CITY CHIEFS BIG YARDAGE GAMES****100-Yard Pass Receivers**

<b>Date</b>	<b>Opponent</b>	<b>Player</b>	<b>Rec.</b>	<b>Yds.</b>	<b>Avg.</b>	<b>LG</b>	<b>TD</b>
9/13	at Houston	Travis Kelce	6	106	17.7	42	2
9/28	at Green Bay	Jeremy Maclin	8	141	17.6	61	1
10/4	at Cincinnati	Jeremy Maclin	11	148	13.5	44	0
11/29	vs. Buffalo	Jeremy Maclin	9	160	17.8	41t	1

**100-Yard Rushers**

<b>Date</b>	<b>Opponent</b>	<b>Player</b>	<b>Att.</b>	<b>Yds.</b>	<b>Avg.</b>	<b>LG</b>	<b>TD</b>
9/17	vs. Denver	Jamaal Charles	21	125	6.0	34t	1
10/25	vs. Pittsburgh	Charcandrick West	22	110	5.0	36	1
11/29	vs. Buffalo	Spencer Ware	19	114	6.0	35	1

**300-Yard Passers**

<b>Date</b>	<b>Opponent</b>	<b>Player</b>	<b>Att.</b>	<b>Comp.</b>	<b>Yds.</b>	<b>LG</b>	<b>TD</b>
10/4	at Cincinnati	Alex Smith	45	31	386	44	0

**2015 OPPONENTS BIG YARDAGE GAMES****100-Yard Pass Receivers**

<b>Date</b>	<b>Opponent</b>	<b>Player</b>	<b>Rec.</b>	<b>Yds.</b>	<b>Avg.</b>	<b>LG</b>	<b>TD</b>
9/13	at Houston	Nate Washington	6	105	17.5	32	0
9/17	vs. Denver	Demaryius Thomas	8	116	14.5	22	0
9/28	at Green Bay	James Jones	7	139	19.9	52	1
10/18	at Minnesota	Stefon Diggs	7	129	18.4	31	0
10/25	vs. Pittsburgh	Antonio Brown	6	124	20.7	41	0
11/29	vs. Buffalo	Sammy Watkins	6	158	26.3	48	2

**100-Yard Rushers**

<b>Date</b>	<b>Opponent</b>	<b>Player</b>	<b>Att.</b>	<b>Yds.</b>	<b>Avg.</b>	<b>LG</b>	<b>TD</b>
10/25	vs. Pittsburgh	Le'Veon Bell	17	121	7.1	42	0

**300-Yard Passers**

<b>Date</b>	<b>Opponent</b>	<b>Player</b>	<b>Att.</b>	<b>Comp.</b>	<b>Yds.</b>	<b>LG</b>	<b>TD</b>
9/28	at Green Bay	Aaron Rodgers	35	24	333	52	5
10/4	at Cincinnati	Andy Dalton	24	17	321	55t	1

**2015 KANSAS CITY CHIEFS 100.0+ PASSER RATING  
PASSING GAMES**

Date	Opponent	Player	Att.	Cmp.	Yds.	Cmp. %	Yds/Att.	Yds/Cmp.	TD	TD %	INT	INT%	Long	Sack/Lost	Rating
9/13	at Houston	Alex Smith	33	22	243	66.7%	7.36	11.05	3	9.1%	0	0.0%	42	2/10	118.6
11/1	vs. Detroit	Alex Smith	26	18	145	69.2%	5.58	8.06	2	7.7%	0	0.0%	23	3/15	108.7
11/22	at San Diego	Alex Smith	25	20	253	80.0%	10.12	12.65	0	0.0%	0	0.0%	47	3/21	108.8
11/29	vs. Buffalo	Alex Smith	30	19	255	63.3%	8.50	13.42	2	6.6%	0	0.0%	41t	1/0	112.5

**2015 OPPONENTS 100.0+ PASSER RATING  
PASSING GAMES**

Date	Opponent	Player	Att.	Cmp.	Yds.	Cmp. %	Yds/Att.	Yds/Cmp.	TD	TD %	INT	INT%	Long	Sack/Lost	Rating
9/28	at Green Bay	Aaron Rodgers	35	24	333	68.5%	9.51	13.88	5	14.3%	0	0.0%	52	1/8	138.5
10/4	at Cincinnati	Andy Dalton	24	17	321	70.8%	13.38	18.88	1	4.2%	0	0.0%	55t	0/0	127.1
11/29	vs. Buffalo	Tyrod Taylor	38	21	291	55.3%	7.66	13.86	3	7.9%	0	0.0%	48	1/5	106.4

*\*Need minimum of 20 attempts to qualify*



2015 KANSAS CITY CHIEFS WEEK-BY-WEEK NFL RANKINGS									
OFFENSE						DEFENSE			
Date	Opponent	Total	Rush	Pass	*Points Scored	Total	Rush	Pass	*Points Allowed
9/13	@ Houston	18	17	T-13	T-11	T-24	17	26	T-12
9/17	DENVER	23	12	25	T-9	15	8	23	T-19
9/28	@ Green Bay	22	T-13	25	8	24	14	28	29
10/4	@ Cincinnati	14	15	13	10	29	14	28	T-31
10/11	CHICAGO	18	18	21	T-14	26	13	27	T-29
10/18	@ Minnesota	20	20	19	22	22	11	25	24
10/25	PITTSBURGH	21	18	19	21	20	11	23	18
11/1	DETROIT	22	13	20	12	16	12	21	15
11/15	@ Denver	24	T-10	25	10	13	8	15	14
11/22	@ San Diego	19	9	24	6	7	4	14	T-8
11/29	BUFFALO	16	6	T-24	T-5	10	9	11	7
12/6	@ Oakland								
12/13	SAN DIEGO								
12/20	@ Baltimore								
12/27	CLEVELAND								
1/3	OAKLAND								
* Includes return scores									

CHIEFS RECORD IN 2015 WHEN. . .			
At home:	2-2	Producing individual 100-yard rusher:	2-1
On the road:	3-3	Allowing individual 100-yard rusher:	1-0
Neutral site:	1-0	Producing individual 300-yard passer:	0-1
In September:	1-2	Allowing individual 300-yard passer:	0-2
In October:	1-3	Producing individual 100-yard receiver:	2-2
In November:	4-0	Allowing individual 100-yard receiver:	3-3
In December/January:	0-0		
		**Producing an ind. 100.0-rating passer:	4-0
Scoring First:	4-2	**Allowing an ind. 100.0-rating passer:	1-2
Opponent Scores First:	2-3		
Leading at halftime:	5-1	Team scores 21 points or more:	6-3
Trailing at halftime:	1-3	Team scores fewer than 21 points:	0-2
Tied at halftime:	0-1	Opponent scores 21 points or more:	1-3
Leading after three quarters:	6-1	Opponent scores fewer than 21 points:	5-2
Trailing after three quarters:	0-3		
Tied after three quarters:	0-1	Outdoors:	5-5
		Indoors:	1-0
Positive turnover ratio:	6-2	Day games:	6-3
Negative turnover ratio:	0-3	Night games:	0-2
Turnover ratio +2 or more:	6-0	Natural grass:	6-3
Turnover ratio +1:	0-2	Artificial surface:	0-2
Turnover ratio even:	0-0		
Turnover ratio -1:	0-2	Vs. teams with winning record at time:	2-3
Turnover ratio -2 or more:	0-1	Vs. teams with losing record at time:	2-1
		Vs. teams with .500 record at time:	2-1
**Need minimum of 20 attempts to qualify			

2015 CHIEFS INDIVIDUAL GAME-BY-GAME STATS														
PASSING:		SMITH												
Date	Opp.	Att.	Cmp.	Yds.	Cmp%	Yds/Att.	Yds/Comp.	TD	TD%	INT	INT%	LG	Sack/Lost	Rating
9/13	@ Houston	33	22	243	66.7%	7.36	11.05	3	9.1%	0	0.0%	42	2/10	118.6
9/17	DENVER	25	16	191	64.0%	7.64	11.94	0	0.0%	2	8.0%	30	4/21	53.9
9/28	@ Green Bay	40	24	290	60.0%	7.25	12.08	1	2.5%	1	2.5%	61	7/39	80.2
10/4	@ Cincinnati	45	31	386	68.8%	8.58	12.45	0	0.0%	0	0.0%	44	5/38	95.2
10/11	CHICAGO	30	16	181	53.3%	6.03	11.31	1	3.3%	0	0.0%	26	3/11	82.8
10/18	@ Minnesota	37	22	282	59.5%	7.62	12.81	1	2.7%	0	0.0%	42t	2/11	92.4
10/25	PITTSBURGH	32	21	251	65.6%	7.84	11.95	1	3.2%	0	0.0%	40	2/12	99.9
11/1	DETROIT	26	18	145	69.2%	5.58	8.06	2	7.7%	0	0.0%	23	3/15	108.7
11/15	@ Denver	31	17	204	54.8%	6.58	12.00	1	3.2%	0	0.0%	80t	2/7	86.0
11/22	@ San Diego	25	20	253	80.0%	10.12	12.65	0	0.0%	0	0.0%	47	3/21	108.8
11/29	BUFFALO	30	19	255	63.3%	8.50	13.42	2	6.6%	0	0.0%	41t	1/0	112.5
12/6	@ Oakland													
12/13	SAN DIEGO													
12/20	@ Baltimore													
12/27	CLEVELAND													
1/3	OAKLAND													
TOTALS		354	226	2681	63.8%	7.57	11.86	12	3.4%	3	0.8%	80t	34/185	94.6
PASSING:		DANIEL												
Date	Opp.	Att.	Cmp.	Yds.	Cmp%	Yds/Att.	Yds/Comp.	TD	TD%	INT	INT%	LG	Sack/Lost	Rating
9/13	@ Houston													
9/17	DENVER													
9/28	@ Green Bay													
10/4	@ Cincinnati													
10/11	CHICAGO													
10/18	@ Minnesota													
10/25	PITTSBURGH													
11/1	DETROIT	2	2	4	100.0%	2.00	2.00	0	0.0%	0	0.0%	6	0/0	79.2
11/15	@ Denver													
11/22	@ San Diego													
11/29	BUFFALO													
12/6	@ Oakland													
12/13	SAN DIEGO													
12/20	@ Baltimore													
12/27	CLEVELAND													
1/3	OAKLAND													
TOTALS		2	2	4	100.0%	2.00	2.00	0	0.0%	0	0.0%	6	0/0	79.2
PASSING:		MURRAY												
Date	Opp.	Att.	Cmp.	Yds.	Cmp%	Yds/Att.	Yds/Comp.	TD	TD%	INT	INT%	LG	Sack/Lost	Rating
9/13	@ Houston													
9/17	DENVER													
9/28	@ Green Bay													
10/4	@ Cincinnati													
10/11	CHICAGO													
10/18	@ Minnesota													
10/25	PITTSBURGH													
11/1	DETROIT													
11/15	@ Denver													
11/22	@ San Diego													
11/29	BUFFALO													
12/6	@ Oakland													
12/13	SAN DIEGO													
12/20	@ Baltimore													
12/27	CLEVELAND													
1/3	OAKLAND													
TOTALS		0	0	0	0.0%	0.00	0.00	0	0.0%	0	0.0%	-	0/0	--
PASSING:		MACLIN												
Date	Opp.	Att.	Cmp.	Yds.	Cmp%	Yds/Att.	Yds/Comp.	TD	TD%	INT	INT%	LG	Sack/Lost	Rating
9/13	@ Houston	0	0	0	0.00%	0.00	0.00	0	0.00%	0	0.00%	--	0	--
9/17	DENVER	0	0	0	0.00%	0.00	0.00	0	0.00%	0	0.00%	--	1/3.0	0.0
9/28	@ Green Bay	0	0	0	0.00%	0.00	0.00	0	0.00%	0	0.00%	--	0	--
10/4	@ Cincinnati	0	0	0	0.00%	0.00	0.00	0	0.00%	0	0.00%	--	0	--
10/11	CHICAGO	0	0	0	0.00%	0.00	0.00	0	0.00%	0	0.00%	--	0	--
10/18	@ Minnesota	0	0	0	0.00%	0.00	0.00	0	0.00%	0	0.00%	--	0	--
10/25	PITTSBURGH													
11/1	DETROIT	0	0	0	0.00%	0.00	0.00	0	0.00%	0	0.00%	--	0	--
11/15	@ Denver	0	0	0	0.00%	0.00	0.00	0	0.00%	0	0.00%	--	0	--
11/22	@ San Diego	0	0	0	0.00%	0.00	0.00	0	0.00%	0	0.00%	--	0	--
11/29	BUFFALO	0	0	0	0.00%	0.00	0.00	0	0.00%	0	0.00%	--	0	--
12/6	@ Oakland													
12/13	SAN DIEGO													
12/20	@ Baltimore													
12/27	CLEVELAND													
1/3	OAKLAND													
TOTALS		0	0	0	0.0%	0.00	0.00	0	0.0%	0	0.0%	--	1/3.0	0.0

2015 CHIEFS INDIVIDUAL GAME-BY-GAME STATS																
RUSHING:		CHARLES					DAVIS					MACLIN				
Date	Opp.	No.	Yds.	Avg.	LG	TD	No.	Yds.	Avg.	LG	TD	No.	Yds.	Avg.	LG	TD
9/13	@ Houston	16	57	3.6	13	0	6	16	2.7	10	0	0	0	0.0	--	0
9/17	DENVER	21	125	6.0	34t	1	3	9	3.0	8t	1	1	-2	-2.0	-2	0
9/28	@ Green Bay	11	49	4.5	13	3	0	0	0.0	--	0	0	0	0.0	--	0
10/4	@ Cincinnati	11	75	6.8	24	0	0	0	0.0	--	0	0	0	0.0	--	0
10/11	CHICAGO	12	58	4.8	15	0	2	2	1.0	4	0	0	0	0.0	--	0
10/18	@ Minnesota	Injured Reserve/Knee					5	13	2.6	8	0	0	0	0.0	--	0
10/25	PITTSBURGH	Injured Reserve/Knee					1	2	2.0	2	0	Inactive/Concussion				
11/1	DETROIT	Injured Reserve/Knee					4	9	2.3	5	0	0	0	0.0	--	0
11/15	@ Denver	Injured Reserve/Knee					Inactive					0	0	0.0	--	0
11/22	@ San Diego	Injured Reserve/Knee					Inactive					0	0	0.0	--	0
11/29	BUFFALO	Injured Reserve/Knee					1	1	1.0	1	0	0	0	0.0	--	0
12/6	@ Oakland															
12/13	SAN DIEGO															
12/20	@ Baltimore															
12/27	CLEVELAND															
1/3	OAKLAND															
TOTALS		71	364	5.1	34t	4	22	52	2.4	10	1	1	-2	-2.0	-2	0

RUSHING:		POE					SHERMAN					SMITH				
Date	Opp.	No.	Yds.	Avg.	LG	TD	No.	Yds.	Avg.	LG	TD	No.	Yds.	Avg.	LG	TD
9/13	@ Houston	0	0	0.0	--	0	0	0	0.0	--	0	9	15	1.7	5	0
9/17	DENVER	0	0	0.0	--	0	0	0	0.0	--	0	3	15	5.0	11	0
9/28	@ Green Bay	0	0	0.0	--	0	0	0	0.0	--	0	6	33	5.5	19	0
10/4	@ Cincinnati	0	0	0.0	--	0	0	0	0.0	--	0	5	25	5.0	10	0
10/11	CHICAGO	0	0	0.0	--	0	0	0	0.0	--	0	3	21	7.0	8	0
10/18	@ Minnesota	0	0	0.0	--	0	1	0	0.0	0	0	2	10	5.0	7	0
10/25	PITTSBURGH	0	0	0.0	--	0	0	0	0.0	--	0	3	5	1.7	7	0
11/1	DETROIT	0	0	0.0	--	0	0	0	0.0	--	0	5	78	15.6	49	1
11/15	@ Denver	0	0	0.0	--	0	0	0	0.0	--	0	6	33	5.5	17	0
11/22	@ San Diego	1	1	1.0	1t	1	0	0	0.0	--	0	7	33	4.7	10	0
11/29	BUFFALO	0	0	0.0	--	0	0	0	0.0	--	0	6	35	5.8	11	0
12/6	@ Oakland															
12/13	SAN DIEGO															
12/20	@ Baltimore															
12/27	CLEVELAND															
1/3	OAKLAND															
TOTALS		1	1	1.0	1t	1	1	0	0.0	0	0	55	303	5.5	49	1

RUSHING:		THOMAS					WARE					A. WILSON				
Date	Opp.	No.	Yds.	Avg.	LG	TD	No.	Yds.	Avg.	LG	TD	No.	Yds.	Avg.	LG	TD
9/13	@ Houston	1	9	9.0	9	0	Practice Squad					0	0	0.0	--	0
9/17	DENVER	0	0	0.0	--	0	Practice Squad					0	0	0.0	--	0
9/28	@ Green Bay	1	-7	-7.0	-7	0	Practice Squad					0	0	0.0	--	0
10/4	@ Cincinnati	2	-4	-2.0	4	0	Practice Squad					Inactive/Shoulder				
10/11	CHICAGO	1	5	5.0	5	0	Practice Squad					Inactive/Shoulder				
10/18	@ Minnesota	1	1	1.0	1	0	0	0	0.0	0	0	0	0	0.0	--	0
10/25	PITTSBURGH	1	13	13.0	13	0	2	8	4.0	5	0	0	0	0.0	--	0
11/1	DETROIT	1	10	10.0	10t	1	2	12	6.0	8	1	0	0	0.0	--	0
11/15	@ Denver	0	0	0.0	--	0	2	4	2.0	4	0	0	0	0.0	--	0
11/22	@ San Diego	1	7	7.0	7	0	11	96	8.7	52	2	0	0	0.0	--	0
11/29	BUFFALO	Inactive/Concussion					19	114	6.0	35	1	1	8	8.0	8	0
12/6	@ Oakland															
12/13	SAN DIEGO															
12/20	@ Baltimore															
12/27	CLEVELAND															
1/3	OAKLAND															
TOTALS		9	34	3.8	13	1	36	234	6.5	52	4	1	8	8.0	8	0

RUSHING:		WEST				
Date	Opp.	No.	Yds.	Avg.	LG	TD
9/13	@ Houston	0	0	0.0	--	0
9/17	DENVER	0	0	0.0	--	0
9/28	@ Green Bay	0	0	0.0	--	0
10/4	@ Cincinnati	5	17	3.4	9	0
10/11	CHICAGO	7	31	4.4	9	0
10/18	@ Minnesota	9	33	3.7	9	0
10/25	PITTSBURGH	22	110	5.0	36	1
11/1	DETROIT	20	97	4.9	32	1
11/15	@ Denver	24	69	2.9	15	1
11/22	@ San Diego	11	16	1.5	6	0
11/29	BUFFALO	Inactive/Hamstring				
12/6	@ Oakland					
12/13	SAN DIEGO					
12/20	@ Baltimore					
12/27	CLEVELAND					
1/3	OAKLAND					
TOTALS		98	373	3.8	36	3

RECEIVING:		AVANT					CHARLES					CONLEY				
Date	Opp.	No.	Yds.	Avg.	LG	TD	No.	Yds.	Avg.	LG	TD	No.	Yds.	Avg.	LG	TD
9/13	@ Houston	0	0	0.0	--	0	5	46	9.2	17	1	0	0	0.0	--	0
9/17	DENVER	0	0	0.0	--	0	4	2	0.5	6	0	0	0	0.0	--	0
9/28	@ Green Bay	2	8	4.0	5	0	5	33	6.6	13	0	1	16	16.0	16	0
10/4	@ Cincinnati	4	43	10.8	13	0	6	70	11.7	25	0	2	53	26.5	44	0
10/11	CHICAGO	0	0	0.0	--	0	1	26	26.0	26	0	1	6	6.0	6	0
10/18	@ Minnesota	1	4	4.0	4	0	Injured Reserve/Knee					3	16	5.3	8	0
10/25	PITTSBURGH	2	11	5.5	6	0	Injured Reserve/Knee					6	63	10.5	25	1
11/1	DETROIT	0	0	0.0	--	0	Injured Reserve/Knee					1	6	6.0	6	0
11/15	@ Denver	0	0	0.0	--	0	Injured Reserve/Knee					0	0	0.0	--	0
11/22	@ San Diego	2	26	13.0	20	0	Injured Reserve/Knee					1	17	17.0	17	0
11/29	BUFFALO	0	0	0.0	--	0	Injured Reserve/Knee					0	0	0.0	--	0
12/6	@ Oakland															
12/13	SAN DIEGO															
12/20	@ Baltimore															
12/27	CLEVELAND															
1/3	OAKLAND															
TOTALS		11	92	8.4	20	0	21	177	8.4	26	1	15	177	11.8	44	1



RECEIVING:		DAVIS					HARRIS					KELCE				
Date	Opp.	No.	Yds.	Avg.	LG	TD	No.	Yds.	Avg.	LG	TD	No.	Yds.	Avg.	LG	TD
9/13	@ Houston	1	12	12.0	12	0	0	0	0.0	--	0	6	106	17.7	42t	2
9/17	DENVER	0	0	0.0	--	0	0	0	0.0	--	0	4	58	14.5	29	0
9/28	@ Green Bay	0	0	0.0	--	0	0	0	0.0	--	0	6	80	13.3	38	0
10/4	@ Cincinnati	0	0	0.0	--	0	0	0	0.0	--	0	5	49	9.8	14	0
10/11	CHICAGO	0	0	0.0	--	0	0	0	0.0	--	0	3	35	11.7	16	0
10/18	@ Minnesota	1	12	12.0	12	0	2	15	7.5	9	0	5	88	17.6	37	0
10/25	PITTSBURGH	0	0	0.0	--	0	0	0	0.0	--	0	5	73	14.6	26	0
11/1	DETROIT	0	0	0.0	--	0	0	0	0.0	--	0	6	49	8.2	18	1
11/15	@ Denver	Inactive					0	0	0.0	--	0	5	36	7.2	9	0
11/22	@ San Diego	Inactive					2	26	13.0	25	0	5	46	9.2	16	0
11/29	BUFFALO	0	0	0.0	--	0	0	0	0.0	--	0	4	69	17.3	38	1
12/6	@ Oakland															
12/13	SAN DIEGO															
12/20	@ Baltimore															
12/27	CLEVELAND															
1/3	OAKLAND															
TOTALS		2	24	12.0	12	0	4	41	10.3	25	0	54	689	12.8	42t	4

RECEIVING:		MACLIN					O'SHAUGHNESSY					B. PARKER				
Date	Opp.	No.	Yds.	Avg.	LG	TD	No.	Yds.	Avg.	LG	TD	No.	Yds.	Avg.	LG	TD
9/13	@ Houston	5	52	10.4	20	0	0	0	0.0	0	0	Inactive				
9/17	DENVER	4	57	14.3	30	0	2	54	27.0	30	0	Inactive				
9/28	@ Green Bay	8	141	17.6	61	1	0	0	0.0	--	0	Inactive				
10/4	@ Cincinnati	11	148	13.5	44	0	1	8	8.0	8	0	Inactive				
10/11	CHICAGO	8	85	10.6	23	0	0	0	0.0	--	0	Inactive				
10/18	@ Minnesota	3	48	16.0	39	0	2	23	11.5	13	0	Inactive				
10/25	PITTSBURGH	Inactive/Concussion					1	2	2.0	2	0	Inactive				
11/1	DETROIT	3	35	11.7	17t	1	Inactive					0	0	0.0	--	0
11/15	@ Denver	3	17	5.7	9	0	Inactive/Foot					1	6	6.0	6	0
11/22	@ San Diego	3	29	9.7	10	0	Injured Reserve/Foot					0	0	0.0	--	0
11/29	BUFFALO	9	160	17.8	41t	1	Injured Reserve/Foot					0	0	0.0	--	0
12/6	@ Oakland															
12/13	SAN DIEGO															
12/20	@ Baltimore															
12/27	CLEVELAND															
1/3	OAKLAND															
TOTALS		57	772	13.5	61	3	6	87	14.5	30	0	1	6	6.0	6	0

RECEIVING:		SHERMAN					THOMAS					WARE				
Date	Opp.	No.	Yds.	Avg.	LG	TD	No.	Yds.	Avg.	LG	TD	No.	Yds.	Avg.	LG	TD
9/13	@ Houston	1	0	0.0	0	0	1	2	2.0	2	0	Practice Squad				
9/17	DENVER	0	0	0.0	--	0	2	20	10.0	12	0	Practice Squad				
9/28	@ Green Bay	0	0	0.0	--	0	2	12	6.0	9	0	Practice Squad				
10/4	@ Cincinnati	0	0	0.0	--	0	1	11	11.0	11	0	Practice Squad				
10/11	CHICAGO	0	0	0.0	--	0	2	24	12.0	19t	1	Practice Squad				
10/18	@ Minnesota	1	13	13.0	13	0	0	0	0.0	--	0	0	0	0.0	--	0
10/25	PITTSBURGH	0	0	0.0	--	0	2	12	6.0	7	0	0	0	0.0	--	0
11/1	DETROIT	0	0	0.0	--	0	3	22	7.3	23	0	0	0	0.0	--	0
11/15	@ Denver	0	0	0.0	--	0	4	37	9.3	36	0	0	0	0.0	--	0
11/22	@ San Diego	0	0	0.0	--	0	0	0	0.0	--	0	1	5	5.0	5	0
11/29	BUFFALO	0	0	0.0	--	0	Inactive/Concussion					3	1	0.3	2	0
12/6	@ Oakland															
12/13	SAN DIEGO															
12/20	@ Baltimore															
12/27	CLEVELAND															
1/3	OAKLAND															
TOTALS		2	13	6.5	13	0	17	140	8.2	36	1	4	6	1.5	5	0

RECEIVING:		WEST					WILSON				
Date	Opp.	No.	Yds.	Avg.	LG	TD	No.	Yds.	Avg.	LG	TD
9/13	@ Houston	0	0	0.0	--	0	3	25	8.3	13	0
9/17	DENVER	0	0	0.0	--	0	0	0	0.0	--	0
9/28	@ Green Bay	0	0	0.0	--	0	0	0	0.0	--	0
10/4	@ Cincinnati	1	4	4.0	4	0	Inactive/Shoulder				
10/11	CHICAGO	1	5	5.0	5	0	Inactive/Shoulder				
10/18	@ Minnesota	1	6	6.0	6	0	3	57	19.0	42t	1
10/25	PITTSBURGH	2	19	9.5	12	0	3	71	23.7	40	0
11/1	DETROIT	4	25	6.3	13	0	3	12	4.0	6	0
11/15	@ Denver	3	92	30.7	80t	1	1	16	16.0	16	0
11/22	@ San Diego	2	48	24.0	47	0	4	56	14.0	27	0
11/29	BUFFALO	Inactive/Hamstring					3	25	8.3	16	0
12/6	@ Oakland										
12/13	SAN DIEGO										
12/20	@ Baltimore										
12/27	CLEVELAND										
1/3	OAKLAND										
TOTALS		14	199	14.2	80t	1	20	262	13.1	42t	1

<b>PUNT RETURNS:</b>		<b>HAMMOND</b>						<b>MACLIN</b>						<b>THOMAS</b>					
Date	Opp.	No.	Yds.	Avg.	LG	FC	TD	No.	Yds.	Avg.	LG	FC	TD	No.	Yds.	Avg.	LG	FC	TD
9/13	@ Houston			Inactive				0	0	0.0	--	0	0	5	81	16.2	19	0	0
9/17	DENVER			Inactive				0	0	0.0	--	0	0	4	15	3.8	8	1	0
9/28	@ Green Bay			Inactive				0	0	0.0	--	0	0	5	18	3.6	16	0	0
10/4	@ Cincinnati	0	0	0.0	--	0	0	0	0	0.0	--	0	0	0	0	0.0	--	0	0
10/11	CHICAGO	0	0	0.0	--	0	0	0	0	0.0	--	0	0	3	17	5.7	10	0	0
10/18	@ Minnesota			Inactive				0	0	0.0	--	0	0	2	24	12.0	14	0	0
10/25	PITTSBURGH	0	0	0.0	--	0	0			Inactive/Concussion				1	25	25.0	25	0	0
11/1	DETROIT			Inactive				0	0	0.0	--	0	0	6	41	6.8	37	0	0
11/15	@ Denver			Practice Squad				0	0	0.0	--	0	0	3	6	2.0	11	0	0
11/22	@ San Diego			Practice Squad				2	13	6.5	11	4	0	0	0	0.0	--	0	0
11/29	BUFFALO	0	0	0.0	--	1	0	0	0	0.0	--	0	0			Inactive/Concussion			
12/6	@ Oakland																		
12/13	SAN DIEGO																		
12/20	@ Baltimore																		
12/27	CLEVELAND																		
1/3	OAKLAND																		
<b>TOTALS</b>		<b>0</b>	<b>0</b>	<b>0.0</b>	<b>0</b>	<b>1</b>	<b>0</b>	<b>2</b>	<b>13</b>	<b>6.5</b>	<b>11</b>	<b>4</b>	<b>0</b>	<b>29</b>	<b>227</b>	<b>7.8</b>	<b>37</b>	<b>1</b>	<b>0</b>

<b>KICKOFF RETURNS:</b>		<b>DAVIS</b>						<b>SHERMAN</b>						<b>THOMAS</b>					
Date	Opp.	No.	Yds.	Avg.	LG	FC	TD	No.	Yds.	Avg.	LG	FC	TD	No.	Yds.	Avg.	LG	FC	TD
9/13	@ Houston	1	30	30.0	30	0	0	0	0	0.0	--	0	0	0	0	0.0	--	0	0
9/17	DENVER	1	21	21.0	21	0	0	0	0	0.0	--	0	0	0	0	0.0	--	0	0
9/28	@ Green Bay	3	95	31.7	54	0	0	0	0	0.0	--	0	0	1	19	19.0	19	0	0
10/4	@ Cincinnati	4	86	21.5	25	0	0	0	0	0.0	--	0	0	1	23	23.0	23	0	0
10/11	CHICAGO	0	0	0.0	--	0	0	1	11	11.0	11	0	0	1	19	19.0	19	0	0
10/18	@ Minnesota	1	19	19.0	19	0	0	0	0	0.0	--	0	0	1	20	20.0	20	0	0
10/25	PITTSBURGH	2	46	23.0	28	0	0	0	0	0.0	--	0	0	1	30	30.0	30	0	0
11/1	DETROIT	1	50	50.0	50	0	0	0	0	0.0	--	0	0	1	27	27.0	27	0	0
11/15	@ Denver			Inactive				1	9	9.0	9	0	0	0	0	0.0	--	0	0
11/22	@ San Diego			Inactive				0	0	0.0	--	0	0	0	0	0.0	--	0	0
11/29	BUFFALO	4	106	26.5	36	0	0	0	0	0.0	--	0	0			Inactive/Concussion			
12/6	@ Oakland																		
12/13	SAN DIEGO																		
12/20	@ Baltimore																		
12/27	CLEVELAND																		
1/3	OAKLAND																		
<b>TOTALS</b>		<b>17</b>	<b>453</b>	<b>26.6</b>	<b>54</b>	<b>0</b>	<b>0</b>	<b>2</b>	<b>20</b>	<b>10.0</b>	<b>11</b>	<b>0</b>	<b>0</b>	<b>6</b>	<b>138</b>	<b>23.0</b>	<b>30</b>	<b>0</b>	<b>0</b>

<b>PUNTING:</b>		<b>COLQUITT</b>							
Date	Opp.	No.	Yds.	Avg.	TB	In 20	LG	Net	Blk
9/13	@ Houston	7	307	43.9	2	4	56	36.1	0
9/17	DENVER	4	210	52.5	0	1	58	52.5	0
9/28	@ Green Bay	6	301	50.2	0	2	61	45.2	0
10/4	@ Cincinnati	1	62	62.0	0	0	62	55.0	0
10/11	CHICAGO	7	331	47.3	1	4	55	41.6	0
10/18	@ Minnesota	6	250	41.7	0	3	55	39.3	0
10/25	PITTSBURGH	3	164	54.7	0	0	57	54.0	0
11/1	DETROIT	4	164	41.0	0	3	46	40.5	0
11/15	@ Denver	5	226	45.2	0	4	59	43.0	0
11/22	@ San Diego	5	203	40.6	0	4	43	40.6	0
11/29	BUFFALO	3	117	39.0	0	0	41	37.3	0
12/6	@ Oakland								
12/13	SAN DIEGO								
12/20	@ Baltimore								
12/27	CLEVELAND								
1/3	OAKLAND								
<b>TOTALS</b>		<b>51</b>	<b>2,335</b>	<b>45.8</b>	<b>3</b>	<b>25</b>	<b>62</b>	<b>42.5</b>	<b>0</b>

<b>FIELD GOALS:</b>		<b>SANTOS</b>					
Date	Opp.	0-19	20-29	30-39	40-49	50+	TOTAL
9/13	@ Houston	0-0	1-1	0-0	1-1	0-1	2-3
9/17	DENVER	0-0	0-0	1-1	0-0	0-0	1-1
9/28	@ Green Bay	0-0	0-0	0-0	0-0	0-0	0-0
10/4	@ Cincinnati	0-0	2-2	1-1	2-2	2-2	7-7
10/11	CHICAGO	0-0	0-1	1-1	0-0	0-1	1-3
10/18	@ Minnesota	0-0	0-0	0-0	1-1	0-0	1-1
10/25	PITTSBURGH	0-0	2-2	1-1	0-0	0-1	3-4
11/1	DETROIT	0-0	0-0	1-1	0-0	0-0	1-1
11/15	@ Denver	0-0	0-0	2-2	2-3	1-1	5-6
11/22	@ San Diego	0-0	2-2	0-0	0-0	0-0	2-2
11/29	BUFFALO	0-0	0-0	2-2	1-1	0-1	3-4
12/6	@ Oakland						
12/13	SAN DIEGO						
12/20	@ Baltimore						
12/27	CLEVELAND						
1/3	OAKLAND						
<b>TOTALS</b>		<b>0-0</b>	<b>7-8</b>	<b>9-9</b>	<b>7-8</b>	<b>3-7</b>	<b>26-32</b>

## 2015 CHIEFS INDIVIDUAL DEFENSIVE GAME-BY-GAME STATS

		ABDULLAH										ALEXANDER										BAILEY									
Date	Opp.	Tkl	Ast	Tot	TFL	ScK	INT	FR	FF	Pr	PD	Tkl	Ast	Tot	TFL	ScK	INT	FR	FF	Pr	PD	Tkl	Ast	Tot	TFL	ScK	INT	FR	FF	Pr	PD
9/13	@ Houston	6	1	7	0	0.0	0	0	0	0	0	0	0	0	0	0.0	0	0	0	0	0	3	1	4	2	2.0	0	1	0	2	0
9/17	DENVER	0	0	0	0	0.0	0	0	0	0	0	0	0	0	0	0.0	0	0	0	0	0	2	0	2	0	0.0	0	0	0	0	0
9/28	@ Green Bay	0	0	0	0	0.0	0	0	0	0	0	0	0	0	0	0.0	0	0	0	0	0	0	1	1	0	0.0	0	0	0	1	0
10/4	@ Cincinnati	2	0	2	0	0.0	0	0	0	0	0	0	0	0	0	0.0	0	0	0	0	0	2	1	3	0	0.0	0	0	0	0	0
10/11	CHICAGO	3	1	4	0	0.0	0	0	0	0	0	0	0	0	0	0.0	0	0	0	0	0	5	2	7	1	1.5	0	0	1	2	0
10/18	@ Minnesota	1	0	1	0	0.0	0	0	0	0	0	0	0	0	0	0.0	0	0	0	0	0	5	3	8	3	1.0	0	0	1	2	0
10/25	PITTSBURGH	1	1	2	0	0.0	0	0	0	0	0	0	0	0	0	0.0	0	0	0	0	0	3	2	5	0	0.0	0	0	0	0	0
11/1	DETROIT	4	0	4	0	0.0	0	0	0	0	1	0	0	0	0	0.0	0	0	0	0	0	1	0	1	0	0.0	0	0	0	0	0
11/15	@ Denver	2	0	2	0	0.0	0	0	0	1	0	0	0	0	0	0.0	0	0	0	0	0	Inactive/Calf									
11/22	@ San Diego	2	2	4	0	0.0	0	0	0	1	0	1	1	2	0	0.0	0	0	0	0	0	Inactive/Calf									
11/29	BUFFALO	1	0	1	0	0.0	0	0	0	0	0	0	0	0	0	0.0	0	0	0	0	0	Inactive/Calf									
12/6	@ Oakland																														
12/13	SAN DIEGO																														
12/20	@ Baltimore																														
12/27	CLEVELAND																														
1/3	OAKLAND																														
TOTALS		22	5	27	0	0.0	0	0	0	2	1	1	1	2	0	0.0	0	0	0	0	0	21	10	31	6	4.5	0	1	2	7	0

		BERRY										BRANCH										COOPER											
Date	Opp.	Tkl	Ast	Tot	TFL	ScK	INT	FR	FF	Pr	PD	Tkl	Ast	Tot	TFL	ScK	INT	FR	FF	Pr	PD	Tkl	Ast	Tot	TFL	ScK	INT	FR	FF	Pr	PD		
9/13	@ Houston	2	0	2	0	0.0	0	0	0	0	1	0	1	1	0	0.0	0	0	0	0	0	Inactive											
9/17	DENVER	4	0	4	0	0.0	0	0	0	0	0	0	0	0	0	0.0	0	0	0	0	0	0	0	0	0	0	0	0	0	0	0	0	
9/28	@ Green Bay	4	1	5	0	0.0	0	0	0	0	0	5	2	7	0	0.0	0	0	0	0	0	1	0	1	0	0.0	0	0	0	0	0	0	
10/4	@ Cincinnati	4	1	5	0	0.0	0	0	0	0	0	0	0	0	0	0.0	0	0	0	0	0	0	0	0	0	0	0.0	0	0	0	0	0	
10/11	CHICAGO	3	0	3	0	0.0	0	0	0	0	2	2	1	3	0	0.0	0	0	0	0	2	Inactive											
10/18	@ Minnesota	3	0	3	0	0.0	0	0	0	0	0	0	0	0	0	0.0	0	0	0	0	0	Inactive											
10/25	PITTSBURGH	3	3	6	0	0.0	1	0	0	0	1	0	0	0	0	0.0	0	0	0	0	0	Inactive											
11/1	DETROIT	3	0	3	0	0.0	0	0	0	0	0	4	0	4	0	0.0	0	0	0	0	0	Inactive											
11/15	@ Denver	2	0	2	0	0.0	1	0	0	0	4	0	0	0	0	0.0	0	0	0	0	0	Inactive											
11/22	@ San Diego	8	0	8	0	0.0	0	0	0	0	0	4	0	4	0	0.0	0	0	0	0	0	1	0	1	0	0.0	0	0	0	0	0	0	
11/29	BUFFALO	5	0	5	0	0.0	0	0	0	0	0	1	0	1	0	0.0	0	0	0	0	0	Active/Did Not Play											
12/6	@ Oakland																																
12/13	SAN DIEGO																																
12/20	@ Baltimore																																
12/27	CLEVELAND																																
1/3	OAKLAND																																
TOTALS		41	5	46	0	0.0	2	0	0	0	8	16	4	20	0	0.0	0	0	0	0	2	2	0	2	0	0.0	0	0	0	0	0	0	

		DEVITO										FLEMING										FORD										
Date	Opp.	Tkl	Ast	Tot	TFL	Sck	INT	FR	FF	Pr	PD	Tkl	Ast	Tot	TFL	Sck	INT	FR	FF	Pr	PD	Tkl	Ast	Tot	TFL	Sck	INT	FR	FF	Pr	PD	
9/13	@ Houston	0	0	0	0	0.0	0	0	0	0	0	7	0	0	7	0	0.0	0	0	0	0	1	2	0	2	0	0.0	0	0	0	0	0
9/17	DENVER	2	1	3	1	1.0	0	0	0	1	0	4	1	5	0	0.0	0	0	0	0	2	0	0	0	0	0.0	0	0	0	1	0	
9/28	@ Green Bay	2	0	2	1	0.0	0	0	0	0	0	1	0	1	0	0.0	0	0	0	0	0	1	0	1	0	0.0	0	0	0	0	0	
10/4	@ Cincinnati	0	1	1	0	0.0	0	0	0	0	0	0	0	0	0	0.0	0	0	0	0	0	0	0	0	0	0.0	0	0	0	0	0	
10/11	CHICAGO	0	1	1	0	0.0	0	0	0	0	0	0	0	0	0	0.0	0	0	0	0	0	1	1	2	0	0.0	0	0	0	0	0	
10/18	@ Minnesota	3	1	4	1	0.0	0	0	0	0	0	0	0	0	0	0.0	0	0	0	0	0	0	0	0	0	0.0	0	0	0	0	0	
10/25	PITTSBURGH	Inactive/Concussion										0	0	0	0	0.0	0	0	0	0	0	2	0	2	0	0.0	0	0	0	0	0	
11/1	DETROIT	Inactive/Concussion										0	0	0	0	0.0	0	0	0	0	0	2	0	2	0	0.0	0	0	0	0	1	
11/15	@ Denver	2	0	2	1	1.0	0	0	0	1	0	0	0	0	0	0.0	0	0	0	0	0	0	0	0	0	0.0	0	0	0	0	0	
11/22	@ San Diego	0	1	1	0	0.0	0	0	0	0	0	0	0	0	0	0.0	0	0	0	0	0	Inactive/Back										
11/29	BUFFALO	0	0	0	0	0.0	0	0	0	0	0	0	0	0	0	0.0	0	0	0	0	0	Inactive/Back										
12/6	@ Oakland																															
12/13	SAN DIEGO																															
12/20	@ Baltimore																															
12/27	CLEVELAND																															
1/3	OAKLAND																															
TOTALS		9	5	14	4	2.0	0	0	0	2	0	12	1	13	0	0.0	0	0	0	0	3	8	1	9	0	0.0	0	0	0	1	0	

Date		Opp.		GAINES							HALI							HOUSTON													
				Tkl	Ast	Tot	TFL	Sck	INT	FR	FF	Pr	PD	Tkl	Ast	Tot	TFL	Sck	INT	FR	FF	Pr	PD	Tkl	Ast	Tot	TFL	Sck	INT	FR	FF
9/13	@ Houston	0	0	0	0	0.0	0	0	0	0	0	2	1	3	0	0.0	0	0	0	0	0	3	0	3	0	1.0	0	0	1	1	0
9/17	DENVER	3	1	4	0	0.0	0	0	0	0	0	1	0	1	0	0.0	0	0	0	2	0	5	1	6	2	2.0	0	0	0	3	1
9/28	@ Green Bay	2	0	2	0	0.0	0	0	0	0	0	3	0	3	1	1.0	0	0	0	2	0	4	0	4	1	0.0	0	0	0	1	0
10/4	@ Cincinnati	Injured Reserve/Knee										0	1	1	0	0.0	0	0	0	0	0	1	2	3	0	0.0	0	0	0	0	0
10/11	CHICAGO	Injured Reserve/Knee										2	0	2	0	0.0	0	0	0	0	0	2	0	2	0	0.0	0	0	0	1	0
10/18	@ Minnesota	Injured Reserve/Knee										4	1	5	1	0.0	0	0	0	0	0	3	0	3	3	1.0	0	0	0	1	2
10/25	PITTSBURGH	Injured Reserve/Knee										4	1	5	1	2.0	0	0	1	2	0	1	1	2	0	0.0	0	0	0	0	1
11/1	DETROIT	Injured Reserve/Knee										0	2	2	0	0.5	0	0	0	2	0	2	1	3	1	1.5	1	0	0	2	1
11/15	@ Denver	Injured Reserve/Knee										4	0	4	1	0.0	0	0	0	1	0	3	0	3	2	2.0	0	0	0	4	0
11/22	@ San Diego	Injured Reserve/Knee										5	0	5	3	2.0	0	0	0	3	0	1	0	1	0	0.0	1	0	0	0	1
11/29	BUFFALO	Injured Reserve/Knee										3	1	4	0	1.0	0	0	1	3	0	0	0	0	0	0.0	0	0	0	0	0
12/6	@ Oakland																														
12/13	SAN DIEGO																														
12/20	@ Baltimore																														
12/27	CLEVELAND																														
1/3	OAKLAND																														
TOTALS		5	1	6	0	0.0	0	0	0	0	0	28	7	35	7	6.5	0	0	2	15	0	25	5	30	9	7.5	2	0	1	13	2





Date	Opp.	WILSON										ZOMBO									
		Tkl	Ast	Tot	TFL	Sck	INT	FR	FF	Pr	PD	Tkl	Ast	Tot	TFL	Sck	INT	FR	FF	Pr	PD
9/13	@ Houston	0	0	0	0	0.0	0	0	0	0	0	0	0	0	0	0.0	0	0	0	0	0
9/17	DENVER	0	0	0	0	0.0	0	0	0	0	0	0	0	0	0	0.0	0	0	0	0	0
9/28	@ Green Bay	0	0	0	0	0.0	0	0	0	0	0	0	0	0	0	0.0	0	0	0	0	0
10/4	@ Cincinnati	4	4	8	0	0.0	0	0	0	0	0	0	0	0	0	0.0	0	0	0	0	0
10/11	CHICAGO	2	2	4	0	0.0	0	1	0	0	0	0	0	0	0	0.0	0	0	0	0	0
10/18	@ Minnesota	7	1	8	0	0.0	0	0	0	0	0	0	0	0	0	0.0	0	0	0	0	0
10/25	PITTSBURGH	Inactive/Knee										0	0	0	0	0.0	0	0	0	0	0
11/1	DETROIT	Inactive/Knee										0	0	0	0	0.0	0	0	0	0	0
11/15	@ Denver	Inactive/Ankle										0	0	0	0	0.0	0	0	0	0	0
11/22	@ San Diego	Inactive/Ankle										0	0	0	0	0.0	0	0	0	0	0
11/29	BUFFALO	Active, Did Not Play										3	1	4	0	0.0	0	0	0	0	0
12/6	@ Oakland																				
12/13	SAN DIEGO																				
12/20	@ Baltimore																				
12/27	CLEVELAND																				
1/3	OAKLAND																				
TOTALS		13	7	20	0	0.0	0	1	0	0	0	3	1	4	0	0.0	0	0	0	0	0

# 2015 CHIEFS INDIVIDUAL SPECIAL TEAMS GAME-BY-GAME STATS

Date	Opp.	ABDULLAH			ALEXANDER			BRANCH			FLEMING			HAMMOND JR.			HARRIS		
		Tkl	Ast	Tot	Tkl	Ast	Tot	Tkl	Ast	Tot	Tkl	Ast	Tot	Tkl	Ast	Tot	Tkl	Ast	Tot
9/13	@ Houston	0	0	0	2	0	2	0	0	0	0	0	0	Inactive			0	0	0
9/17	DENVER	0	0	0	1	0	1	0	0	0	0	0	0	Inactive			0	0	0
9/28	@ Green Bay	0	0	0	1	0	1	0	0	0	1	0	1	Inactive			0	0	0
10/4	@ Cincinnati	0	0	0	1	0	1	0	0	0	1	0	1	0	0	0	0	0	0
10/11	CHICAGO	0	0	0	0	0	0	0	0	0	2	0	2	1	0	1	0	0	0
10/18	@ Minnesota	1	0	1	1	0	1	0	0	0	0	0	0	Inactive			0	0	0
10/25	PITTSBURGH	0	0	0	0	0	0	0	0	0	1	1	2	0	0	0	0	0	0
11/1	DETROIT	1	0	1	1	0	1	0	1	1	0	0	0	0	0	0	0	1	1
11/15	@ Denver	0	0	0	0	0	0	0	0	0	0	0	0	Practice Squad			0	0	0
11/22	@ San Diego	0	0	0	1	0	1	0	0	0	0	0	0	Practice Squad			0	0	0
11/29	BUFFALO	0	0	0	0	0	0	2	0	2	0	0	0	0	0	0	0	1	1
12/6	@ Oakland																		
12/13	SAN DIEGO																		
12/20	@ Baltimore																		
12/27	CLEVELAND																		
1/3	OAKLAND																		
TOTALS		2	0	2	8	0	8	2	1	3	5	1	6	1	0	1	0	2	2

Date	Opp.	MAUGA			NELSON			O'SHAUGHNESSY			SHERMAN			SORENSEN			WARE		
		Tkl	Ast	Tot	Tkl	Ast	Tot	Tkl	Ast	Tot	Tkl	Ast	Tot	Tkl	Ast	Tot	Tkl	Ast	Tot
9/13	@ Houston	0	0	0	Inactive			0	0	0	0	0	0	0	0	0	Practice Squad		
9/17	DENVER	0	0	0	Inactive			0	0	0	0	0	0	0	0	0	Practice Squad		
9/28	@ Green Bay	1	0	1	Inactive			1	0	1	1	0	1	0	0	0	Practice Squad		
10/4	@ Cincinnati	0	0	0	Inactive			0	0	0	1	0	1	1	0	1	Practice Squad		
10/11	CHICAGO	Inactive/Thigh/Achilles			0	0	0	0	0	0	0	0	0	0	0	0	Practice Squad		
10/18	@ Minnesota	Inactive/Thigh/Achilles			1	0	1	0	0	0	0	0	0	0	0	0	0	0	0
10/25	PITTSBURGH	0	0	0	0	0	0	0	0	0	1	1	2	1	0	1	1	0	1
11/1	DETROIT	0	0	0	0	0	0	Inactive			1	0	1	1	0	1	1	0	1
11/15	@ Denver	0	0	0	0	0	0	Inactive/Foot			0	0	0	0	0	0	0	0	0
11/22	@ San Diego	0	0	0	0	0	0	Injured Reserve/Foot			0	0	0	0	0	0	0	0	0
11/29	BUFFALO	0	0	0	3	0	3	Injured Reserve/Foot			1	0	1	1	1	2	0	0	0
12/6	@ Oakland																		
12/13	SAN DIEGO																		
12/20	@ Baltimore																		
12/27	CLEVELAND																		
1/3	OAKLAND																		
TOTALS		1	0	1	4	0	4	1	0	1	5	1	6	4	1	5	2	0	2

Date	Opp.	WEST			A. WILSON			ZOMBO		
		Tkl	Ast	Tot	Tkl	Ast	Tot	Tkl	Ast	Tot
9/13	@ Houston	1	0	1	0	0	0	0	0	0
9/17	DENVER	1	0	1	0	0	0	0	0	0
9/28	@ Green Bay	1	0	1	0	0	0	0	0	0
10/4	@ Cincinnati	0	0	0	0	0	0	0	0	0
10/11	CHICAGO	0	0	0	0	0	0	0	0	0
10/18	@ Minnesota	0	0	0	1	0	1	0	0	0
10/25	PITTSBURGH	0	0	0	0	0	0	0	0	0
11/1	DETROIT	0	0	0	0	0	0	1	0	1
11/15	@ Denver	0	0	0	0	0	0	1	0	1
11/22	@ San Diego	0	0	0	0	0	0	0	0	0
11/29	BUFFALO	Inactive/Hamstring			0	0	0	0	0	0
12/6	@ Oakland									
12/13	SAN DIEGO									
12/20	@ Baltimore									
12/27	CLEVELAND									
1/3	OAKLAND									
TOTALS		3	0	3	1	0	1	2	0	2

2015 CHIEFS PLAYER PARTICIPATION																	
	9/13 @ HOU	9/17 @ DEN	9/28 @ GB	10/4 @ CIN	10/11 @ CHI	10/18 @ MIN	10/25 @ PIT	11/1 @ DET	11/15 @ DEN	11/22 @ SD	11/29 @ BUF	12/6 @ OAK	12/13 @ SD	12/20 @ BAL	12/27 @ CLE	1/3 @ OAK	REG. SEASON GP/GS
Abdullah	FS	P	P	FS	P	SS	SS	P	P	P	P						11/4
Adams	--	PS	PS	PS	PS	--	--	--	PS	PS	PS						0/0
Alexander	P	P	P	P	P	P	P	P	P	P	P						11/0
Allen	*I	*I	P	P	P	P	RT	LG	LG	LG	LG						9/5
Avant	P	P	P	P	P	P	P	P	P	P	P						11/0
Bailey	RDE	RDE	LDE	RDE	RDE	RDE	LDE	RDE	*I	*I	*I						8/8
Berry	P	FS	FS	SS	FS	FS	FS	FS	FS	FS	FS						11/10
Branch	P	P	P	P	P	P	P	P	P	P	P						11/0
Bray	NFI	NFI	NFI	NFI	NFI	NFI	NFI	NFI	NFI	NFI	NFI						0/0
Brown	PS	PS	PS	PS	PS	PS	PS	PS	PS	PS	PS						0/0
Charles	RB	RB	RB	RB	RB	IR	IR	IR	IR	IR	IR						5/5
Colquitt	P	P	P	P	P	P	P	P	P	P	P						11/0
Conley	P	P	P	WR	WR	P	WR	P	P	P	P						11/3
Cook	--	--	--	PS	PS	PS	PS	--	--	--	--						0/0
Cooper	*	P	RCB	P	*	*	*	*	*	P	X						4/1
Daniel	X	X	X	X	X	X	X	P	X	X	X						1/0
Davis	P	P	P	P	P	P	P	P	*	*	P						9/0
DeVito	LDE	LDE	P	P	P	P	*I	*I	RDE	RDE	LDE						9/5
DiManche	--	--	--	--	--	PS	--	--	--	--	--						0/0
Duvernay-Tardif	RG	RG	RG	P	P	P	RG	RG	RG	RG	RG						11/8
Fanaika	IR	IR	IR	IR	IR	IR	IR	IR	IR	IR	IR						0/0
Fangupo	PS	PS	PS	PS	PS	PS	PS	PS	PS	PS	--						0/0
Fisher	P	P	RT	RT	RT	RT	LT	LT	LT	LT	LT						11/9
Fleming	P	P	P	P	P	P	P	P	P	P	P						11/0
Ford	P	P	P	P	P	P	P	P	P	P	*I						9/0
Fulton	P	P	P	RG	RG	RG	P	P	P	P	P						11/3
Gaines	RCB	RCB	CB	IR	IR	IR	IR	IR	IR	IR	IR						3/3
Gibson	PS	PS	PS	PS	PS	PS	PS	PS	PS	PS	PS						0/0
Grubbs	LG	LG	LG	LG	LG	LG	LG	*I	*I	*I	*I						7/7
Hakim	--	--	--	--	--	PS	PS	PS	P	P	--						2/0
Hali	ROLB	ROLB	ROLB	ROLB	ROLB	ROLB	ROLB	ROLB	ROLB	ROLB	ROLB						11/11
Hammond Jr.	*	*	*	P	P	*	P	*	PS	PS	P						4/0
D. Harris	P	TE	TE	TE	P	TE	P	TE	TE	TE	TE						11/8
J. Harris	PS	PS	PS	PS	PS	--	--	--	--	--	--						0/0
Houston	LOLB	LOLB	LOLB	LOLB	LOLB	LOLB	LOLB	LOLB	LOLB	LOLB	LOLB						11/11
Howard	NT	NT	P	P	NT	NT	P	LDE	LDE	LDE	RDE						11/8
Irving	PS	PS	PS	--	--	--	--	--	--	--	--						0/0
Johnson	LILB	LILB	LILB	LILB	LILB	RILB	LILB	RILB	LILB	LILB	RILB						11/11
Kelce	TE	TE	TE	TE	TE	TE	TE	TE	TE	TE	TE						11/11
Keyes	--	--	--	--	--	--	PS	PS	--	--	--						0/0
King	--	--	--	--	--	--	--	--	--	*	*						0/0
Liedtke	--	--	--	--	--	PS	PS	PS	PS	PS	PS						0/0
Maclin	WR	WR	WR	WR	WR	WR	*I	WR	WR	WR	WR						10/10
March	IR	IR	IR	IR	IR	IR	IR	IR	IR	IR	IR						0/0
Mauga	RILB	RILB	RILB	RILB	*I	*I	RILB	LILB	RILB	RILB	LILB						9/9
Morse	C	C	C	C	C	C	C	C	C	C	C						11/11
Moses	P	*	*	*	*	P	P	P	P	P	P						8/0
Munyer	PS	PS	PS	PS	PS	--	--	--	--	--	--						0/0
Murray	*	*	*	*	*	*	*	*	*	*	*						0/0
Nelson	*	*	*	*	P	P	P	P	P	P	P						7/0
Nunez-Roches	*I	*I	*	*	*	P	P	P	P	P	P						6/0
O'Shaughnessy	P	P	TE	P	P	TE	TE	*	*I	IR	IR						7/3
B. Parker	*	*	*	*	*	*	*	P	P	P	P						4/0
R. Parker	SS	SS	SS	CB	SS	CB	CB	SS	SS	SS	SS						11/11
Peters	LCB	LCB	LCB	LCB	LCB	LCB	LCB	LCB	LCB	LCB	LCB						11/11
Poe	P	P	NT	NT	LDE	*I	NT	NT	NT	NT	NT						10/8
Pughsley	PS	PS	PS	PS	PS	PS	PS	PS	PS	PS	PS						0/0
Reaves	--	--	--	--	--	PS	PS	PS	PS	PS	PS						0/0
Reid	RT	RT	*	*	*	*	*	RT	RT	RT	RT						6/6
Santos	P	P	P	P	P	P	P	P	P	P	P						11/0
Sherman	FB	P	P	P	P	P	P	P	P	P	P						11/1
A. Smith	QB	QB	QB	QB	QB	QB	QB	QB	QB	QB	QB						11/11
S. Smith	NFL	NFL	NFL	RCB	RCB	RCB	RCB	RCB	RCB	RCB	RCB						8/8
Sorensen	P	P	P	P	P	P	P	P	P	P	P						11/0
Staten	--	--	--	PS	PS	PS	PS	PS	PS	PS	PS						0/0
Stephenson	LT	LT	LT	LT	LT	LT	P	P	P	P	P						11/6
Thomas	P	P	P	P	WR	P	P	P	P	P	*I						10/1
Travis	PS	--	--	--	--	--	--	--	--	PS	PS						0/0
Ware	PS	PS	PS	PS	PS	P	P	P	P	P	P						6/1
West	P	P	P	P	P	RB	RB	RB	RB	RB	*I						10/5
F. Williams	PS	PS	PS	--	--	--	--	PS	PS	PS	PS						0/0
N. Williams	P	P	X	P	P	--	P	P	P	P	P						10/0
A. Wilson	WR	WR	P	*I	*I	P	WR	WR	WR	WR	WR						9/7
R. Wilson	P	P	P	P	RILB	LILB	*I	*I	*I	*I	X						6/2
Winchester	P	P	P	P	P	P	P	P	P	P	P						11/0
Zombo	P	P	P	P	P	P	P	P	P	P	P						11/0
	9/13 @ HOU	9/17 @ DEN	9/28 @ GB	10/4 @ CIN	10/11 @ CHI	10/18 @ MIN	10/25 @ PIT	11/1 @ DET	11/15 @ DEN	11/22 @ SD	11/29 @ BUF	12/6 @ OAK	12/13 @ SD	12/20 @ BAL	12/27 @ CLE	1/3 @ OAK	REG. SEASON GP/GS
Key:	Starters indicated by position					UNS - Unsigned					SUS - Team Suspension						
	P - Played					IR - Reserve/Injured					NFL - League Suspension						
	I - Injured/Did Not Play					PS - Practice Squad					NFI - Reserve/Non-Football Injury						
	* - On Inactive List					-- Not On Roster					PSI - Practice Squad Injured						
	X - Did Not Play (Non-Injury)					PUP - Reserve/Physically-Unable-To-Perform # - Roster Exemption											
	*I - Injured/On Inactive List																

## 2015 KANSAS CITY CHIEFS GAME-BY-GAME STARTERS

## OFFENSE

[illegible]

	PROSECUTION	DEFENSE
1.	On or about May 10, 2017, Defendant was driving his vehicle on Highway 90 Southbound near Exit 168, where he observed a white pickup truck traveling in the same direction as he was.	
2.	Defendant followed the white pickup truck for approximately one mile before pulling over to the right shoulder of the highway.	
3.	Defendant exited his vehicle and approached the driver's side window of the white pickup truck.	
4.	Defendant asked the driver if he had any cash or drugs on him.	
5.	The driver told Defendant that he did not have any cash or drugs on him.	
6.	Defendant threatened the driver with a handgun that he was holding.	
7.	Defendant forced the driver to get out of the truck and walk towards the back of the truck.	
8.	Defendant searched the driver's pockets and found a small amount of cash.	
9.	Defendant took the cash from the driver and returned to his vehicle.	
10.	Defendant drove away from the scene without stopping to provide any information to law enforcement.	

[illegible]



2015 KANSAS CITY CHIEFS CAPTAINS			
Date	Opponent		
9/13	@ Houston	Jamaal Charles Knile Davis	Derrick Johnson [REDACTED]
9/17	DENVER	Eric Berry Dustin Colquitt	Alex Smith [REDACTED]
9/28	@ Green Bay	Justin Houston Jeremy Maclin	Frank Zombo [REDACTED]
10/4	@ Cincinnati	Tamba Hali Travis Kelce	Cairo Santos [REDACTED]
10/11	CHICAGO	Ben Grubbs Ron Parker	Anthony Sherman [REDACTED]
10/18	@ Minnesota	Husain Abdullah Allen Bailey	Mitch Morse [REDACTED]
10/25	PITTSBURGH	Eric Fisher Jaye Howard	Daniel Sorensen [REDACTED]
11/1	DETROIT	Jeff Allen Tyvon Branch	Dontari Poe [REDACTED]
11/15	@ Denver	Eric Berry Dustin Colquitt	Alex Smith [REDACTED]
11/22	@ San Diego	Mike DeVito Laurent Duvernay-Tardif	Josh Mauga [REDACTED]
11/29	BUFFALO	Jason Avant Justin Houston	Travis Kelce [REDACTED]
12/6	@ Oakland		
12/13	SAN DIEGO		
12/20	@ Baltimore		
12/27	CLEVELAND		
1/3	OAKLAND		

2015 KANSAS CITY CHIEFS INACTIVES			
Date	Opponent	Players	
9/13	@ Houston	Jeff Allen Marcus Cooper Frankie Hammond Jr. Aaron Murray	Steven Nelson Rakeem Nunez-Roches Brian Parker
9/17	DENVER	Jeff Allen Frankie Hammond Jr. Dezman Moses Aaron Murray	Steven Nelson Rakeem Nunez-Roches Brian Parker
9/28	@ Green Bay	Frankie Hammond Jr. Dezman Moses Aaron Murray Steven Nelson	Rakeem Nunez-Roches Brian Parker Jah Reid
10/4	@ Cincinnati	Dezman Moses Aaron Murray Steven Nelson Rakeem Nunez-Roches	Brian Parker Jah Reid Albert Wilson
10/11	CHICAGO	Marcus Cooper Josh Mauga Aaron Murray Rakeem Nunez-Roches	Brian Parker Jah Reid Albert Wilson
10/18	@ Minnesota	Marcus Cooper Frankie Hammond Jr. Josh Mauga Aaron Murray	Brian Parker Dontari Poe Jah Reid
10/25	PITTSBURGH	Marcus Cooper Mike DeVito Jeremy Maclin Aaron Murray	Brian Parker Jah Reid Ramik Wilson
11/1	DETROIT	Marcus Cooper Mike DeVito Ben Grubbs Frankie Hammond Jr.	Aaron Murray James O'Shaughnessy Ramik Wilson
11/15	@ Denver	Allen Bailey Marcus Cooper Knile Davis Ben Grubbs	Aaron Murray James O'Shaughnessy Ramik Wilson
11/22	@ San Diego	Allen Bailey Knile Davis Dee Ford Ben Grubbs	David King Aaron Murray Ramik Wilson
11/29	BUFFALO	Allen Bailey Dee Ford Ben Grubbs David King	Aaron Murray De'Anthony Thomas Charcandrick West
12/6	@ Oakland		
12/13	SAN DIEGO		
12/20	@ Baltimore		
12/27	CLEVELAND		
1/3	OAKLAND		

# 2015 TURNOVER CHART

DEFENSIVE TAKEAWAYS					
Date	Opponent	Takeaway	Qtr.	Yd-Line	Result
9/13	@ Houston	M. Peters INT (B. Hoyer)	1	HOU-13	TD
		A. Bailey FR (J. Houston FF)	2	HOU-7	TD
9/17	DENVER	M. Peters INT (P. Manning)	2	KC-45	TD
9/28	@ Green Bay	None			
10/4	@ Cincinnati	None			
10/11	CHICAGO	R. Wilson FR in end zone (A. Bailey FF)	1	End zone	TD
10/18	@ Minnesota	R. Parker INT (T. Bridgewater)	1	End zone	Punt
		M. Peters INT (T. Bridgewater)	4	KC-23	TD
10/25	PITTSBURGH	D. Johnson INT (L. Jones)	2	KC-42	Missed FG
		E. Berry INT (L. Jones)	3	KC-32	TD
		J. Howard FR (T. Hali FF)	4	KC-48	End of Game
11/1	DETROIT	S. Smith INT (M. Stafford)	2	DET-37	FG
		J. Houston INT (M. Stafford)	2	KC-49	TD
11/15	@ Denver	M. Peters INT (P. Manning)	1	KC-41	TD
		S. Smith INT (P. Manning)	1	KC-45	FG
		J. Mauga INT (P. Manning)	2	DEN-28	FG
		R. Parker INT (P. Manning)	3	KC-49	Punt
		E. Berry INT (B. Osweiler)	4	End zone	TD
11/22	@ San Diego	J. Houston INT (P. Rivers)	3	SD-16	TD
11/29	BUFFALO	J. Howard FR (D. Poe FF)	1	KC-28	Punt
		D. Poe FR (T. Hali FF)	3	BUF-31	FG
12/6	@ Oakland				
12/13	SAN DIEGO				
12/20	@ Baltimore				
12/27	CLEVELAND				
1/3	OAKLAND				

OFFENSIVE GIVEAWAYS					
Date	Opponent	Giveaway	Qtr.	Yd-Line	Result
9/13	@ Houston	None			
9/17	DENVER	J. Charles fumble (D. Bruton FF; D. Stewart FR)	1	DEN-6	Punt
		A. Smith INT (A. Talib)	2	KC-24	TD
		A. Smith INT (C. Harris Jr.)	4	DEN-10	Punt
		J. Charles fumble (B. Marshall FF; B. Roby FR)	4	KC-21	TD
9/28	@ Green Bay	A. Smith INT (S. Shields)	3	KC-19	TD
10/4	@ Cincinnati	T. Kelce fumble (M. Johnson FF; R. Nelson FR)	3	KC-30	TD
10/11	CHICAGO	None			
10/18	@ Minnesota	C. West fumble (D. Hunter FF; B. Robison FR)	4	MIN-42	Punt
10/25	PITTSBURGH	None			
11/1	DETROIT	None			
11/15	@ Denver	None			
11/22	@ San Diego	None			
11/29	BUFFALO	None			
12/6	@ Oakland				
12/13	SAN DIEGO				
12/20	@ Baltimore				
12/27	CLEVELAND				
1/3	OAKLAND				

SPECIAL TEAMS/MISC. TAKEAWAYS					
Date	Opponent	Takeaway	Qtr.	Yd-Line	Result
11/22	@ San Diego	J. Fleming FR (J. Herndon)	4	SD-44	Punt

SPECIAL TEAMS/MISC. GIVEAWAYS					
Date	Opponent	Giveaway	Qtr.	Yd-Line	Result
9/17	DENVER	D. Thomas fumble (B. Fowler FF; T. Davis FR)	2	KC-31	Downs

<b>Offense:</b>	7 Giveaways 29 Points (4 TDs, 0 FG)	<b>Ratio</b> +12 (20 takes, 8 gives)
<b>Defense:</b>	19 Takeaways 82 Points (10 TDs, 4 FGs)	<b>Points Off Turnovers Ratio</b> +53 (82 scored, 29 allowed)
<b>Special Teams:</b>	1 Giveaway 0 Points (0 TD, 0 FG)	
	1 Takeaway 0 Points (0 TD, 0 FG)	

2015 TAKEAWAY/GIVEAWAY CHART							
Date	Opponent	KC +/- Ratio	KC Takes	Points Off Takes	KC Gives	Points Off Gives	Points Off TO Ratio
9/13	@ Houston	+2	2 (1 FUM, 1 INT)	14	0 (0 FUM, 0 INT)	0	+14
9/17	DENVER	-4	1 (0 FUM, 1 INT)	7	5 (3 FUM, 2 INT)	14	-7
9/28	@ Green Bay	-1	0 (0 FUM, 0 INT)	0	1 (0 FUM, 1 INT)	7	-7
10/4	@ Cincinnati	-1	0 (0 FUM, 0 INT)	0	1 (1 FUM, 0 INT)	8	-8
10/11	CHICAGO	+1	1 (1 FUM, 0 INT)	7	0 (0 FUM, 0 INT)	0	+7
10/18	@ Minnesota	+1	2 (0 FUM, 2 INT)	7	1 (1 FUM, 0 INT)	0	+7
10/25	PITTSBURGH	+3	3 (1 FUM, 2 INT)	7	0 (0 FUM, 0 INT)	0	+7
11/1	DETROIT	+2	2 (0 FUM, 2 INT)	10	0 (0 FUM, 0 INT)	0	+10
11/15	@ Denver	+5	5 (0 FUM, 5 INT)	20	0 (0 FUM, 0 INT)	0	+20
11/22	@ San Diego	+2	2 (1 FUM, 1 INT)	7	0 (0 FUM, 0 INT)	0	+7
11/29	BUFFALO	+2	2 (2 FUM, 0 INT)	3	0 (0 FUM, 0 INT)	0	+3
12/6	@ Oakland						
12/13	SAN DIEGO						
12/20	@ Baltimore						
12/27	CLEVELAND						
1/3	OAKLAND						
	<b>TOTALS</b>	<b>+12</b>	<b>20 (6 FUM, 14 INT)</b>	<b>82</b>	<b>8 (5 FUM, 3 INT)</b>	<b>29</b>	<b>+53</b>



INSIDE THE 20			
Date	Opponent	Offense	Defense
9/13	@ Houston	TD - Pass FG - 27 yards TD - Pass	TD - Pass FG - 34 yards Turnover on Downs TD - Pass
9/17	DENVER	Fumble FG - 35 yards Interception TD - Run	TD-Pass TD-Pass TD-Pass
9/28	@ Green Bay	TD - Run TD - Pass TD - Run TD - Run	TD - Pass TD - Pass FG - 44 yards TD - Pass TD - Pass
10/4	@ Cincinnati	FG - 22 yards FG - 34 yards FG - 29 yards	TD - Run TD - Run TD - Pass TD - Run
10/11	CHICAGO	TD - Pass FG - 35 yards FG Blocked - 27 yards	FG - 30 yards TD - Pass
10/18	@ Minnesota	Turnover on Downs FG - 48 yards	Interception FG - 24 yards TD - Pass
10/25	PITTSBURGH	FG - 30 yards FG - 22 yards FG - 27 yards TD - Run TD - Pass	FG - 24 yards TD - Pass FG - 36 yards
11/1	DETROIT	TD - Run TD - Run FG - 33 yards TD - Run TD - Pass TD - Pass TD - Run	FG - 35 yards
11/15	@ Denver	TD - Run FG - 34 yards FG - 33 yards	Interception TD - Run TD - Pass
11/22	@ San Diego	TD - Run FG - 28 yards FG - 24 yards TD - Run TD - Run	None
11/29	BUFFALO	TD - Run TD - Pass FG - 32 yards End of Game	FG - 27 yards TD - Pass TD - Pass
12/6	@ Oakland		
12/13	SAN DIEGO		
12/20	@ Baltimore		
12/27	CLEVELAND		
1/3	OAKLAND		

INSIDE THE 20		
Possessions	43	31
Scores	38	28
Touchdowns	22	20
Field Goals	16	8
Total Points in 20	201	161
Fumbles	1	0
Interceptions	1	2
Missed Field Goals	1	0
Lost on Downs	1	1
End of Half/Game	1	0
TDs Outside 20	5	5

GOAL TO GO SITUATIONS			
Date	Opponent	Offense	Defense
9/13	@ Houston	TD - Pass	TD - Pass TD - Pass
9/17	DENVER	Fumble TD - Run	TD - Pass
9/28	@ Green Bay	TD - Run TD - Pass TD - Run TD - Run	TD - Pass TD - Pass TD - Pass TD - Pass
10/4	@ Cincinnati	FG - 22 yards	TD - Run TD - Run TD - Run
10/11	CHICAGO	FG - Blocked	None
10/18	@ Minnesota	None	Interception FG - 24 yards TD - Pass
10/25	PITTSBURGH	FG - 22 yards TD - Run TD - Pass	None
11/1	DETROIT	TD - Run TD - Run TD - Pass TD - Run	None
11/15	@ Denver	TD - Run FG - 33 yards	TD - Run
11/22	@ San Diego	TD - Run FG - 24 yards TD - Run TD - Run	None
11/29	BUFFALO	TD - Run	TD - Pass
12/6	@ Oakland		
12/13	SAN DIEGO		
12/20	@ Baltimore		
12/27	CLEVELAND		
1/3	OAKLAND		

Goal-To-Go Situations	23	15
Scores	21	14
Touchdowns	17	13
Field Goals	4	1
Total Points	130	93
Fumbles	1	0
Interceptions	0	1
Missed Field Goals	1	0
Lost on Downs	0	0
End of Half/Game	0	0

BIG RUN PLAYS (10+ YARDS)					
Date	Opponent	Chiefs Player	Yds	Opp. Player	Yds
9/13	@ Houston	Knile Davis Jamaal Charles Jamaal Charles Jamaal Charles	10 13 11 11	Alfred Blue Jonathan Grimes Chris Polk	11 21 13
9/17	DENVER	Jamaal Charles <b>Jamaal Charles</b> Jamaal Charles Alex Smith	13 <b>34</b> 13 11	C.J. Anderson Ronnie Hillman C.J. Anderson	14 16 11
9/28	@ Green Bay	Jamaal Charles Jamaal Charles Alex Smith	10 13 19	Randall Cobb James Starks Alonzo Harris Eddie Lacy Aaron Rodgers	12 11 16 13 11
10/4	@ Cincinnati	Jamaal Charles Jamaal Charles Jamaal Charles Alex Smith	13 24 12 10	Jeremy Hill <b>Giovani Bernard</b> Giovani Bernard	10 <b>13</b> 16
10/11	CHICAGO	Jamaal Charles	15	Matt Forte Matt Forte	10 10
10/18	@ Minnesota			Adrian Peterson Adrian Peterson Matt Asiata	23 12 11
10/25	PITTSBURGH	De'Anthony Thomas Charcandrick West Charcandrick West	13 11 36	Le'Veon Bell Martavis Bryant Le'Veon Bell Le'Veon Bell	21 13 11 42
11/1	DETROIT	<b>De'Anthony Thomas</b> Alex Smith <b>Alex Smith</b> Charcandrick West Alex Smith Charcandrick West	<b>10</b> 49 <b>12</b> 15 10 32	Joiqee Bell Joiqee Bell	32 12
11/15	@ Denver	Charcandrick West Alex Smith Alex Smith	15 12 17	Ronnie Hillman Ronnie Hillman	11 19
11/22	@ San Diego	Alex Smith Spencer Ware Spencer Ware	10 52 20	Melvin Gordon	10
11/29	BUFFALO	Spencer Ware Spencer Ware Alex Smith Alex Smith Spencer Ware	16 12 10 11 35	LeSean McCoy LeSean McCoy LeSean McCoy Tyrod Taylor Tyrod Taylor	12 10 12 15 10
12/6	@ Oakland				
12/13	SAN DIEGO				
12/20	@ Baltimore				
12/27	CLEVELAND				
1/3	OAKLAND				
	<b>TOTALS</b>	<b>36-630 (17.5), 3 TDs</b>		<b>33-484 (14.7), 1 TD</b>	

BIG PASS PLAYS (20+ YARDS)					
Date	Opponent	Chiefs Players	Yds	Opp. Players	Yds
9/13	@ Houston	Smith - Kelce Smith - Maclin	42 20	Hoyer - Washington Mallett - Shorts	32 20
9/17	DENVER	Smith-O'Shaughnessy Smith-Maclin Smith-O'Shaughnessy Smith-Kelce	24 30 30 29	Manning-Thomas Manning-Thomas	20 22
9/28	@ Green Bay	Smith-Kelce Smith-Kelce Smith-Maclin Smith-Maclin	38 20 31 61	Rodgers-Lacy Rodgers-J. Jones Rodgers-Cobb <b>Rodgers-J. Jones</b> Rodgers-Cobb Rodgers-J. Jones	26 20 27 <b>27</b> 29 52
10/4	@ Cincinnati	Smith-Charles Smith-Maclin Smith-Maclin Smith-Maclin Smith-Conley	25 44 20 33 44	Dalton-Green Dalton-Burkhead Dalton-Sanu Dalton-Eifert <b>Dalton-Tate</b> Dalton-Sanu Dalton-Eifert	36 27 52 23 <b>55</b> 20 30
10/11	CHICAGO	Smith-Charles Smith-Maclin	26 23	Cutler-Wilson <b>Cutler-Wilson</b> Cutler-Meredith	33 <b>22</b> 20
10/18	@ Minnesota	Smith-Maclin <b>Smith-Wilson</b> Smith-Kelce	39 <b>42</b> 37	Bridgewater-Wallace Bridgewater-Diggs Bridgewater-Diggs Bridgewater-Diggs	52 31 20 30
10/25	PITTSBURGH	Smith-Conley Smith-Wilson Smith-Kelce	25 40 26	Jones-Brown Jones-Brown Jones-Brown Jones-Brown	21 21 26 41
11/1	DETROIT	Smith-Thomas	23	Stafford-Johnson <b>Stafford-Moore</b>	30 <b>21</b>
11/15	@ Denver	Smith-Thomas <b>Smith-West</b>	36 <b>80</b>		
11/22	@ San Diego	Smith-West Smith-Harris Smith-Wilson Smith-Wilson Smith-Avant	47 25 27 23 20	Rivers-Inman	27
11/29	BUFFALO	Smith-Maclin <b>Smith-Maclin</b> Smith-Maclin Smith-Kelce	37 <b>41</b> 32 38	Taylor-Watkins <b>Taylor-Watkins</b> Taylor-Watkins <b>Taylor-Watkins</b>	48 <b>28</b> 33 <b>21</b>
12/6	@ Oakland				
12/13	SAN DIEGO				
12/20	@ Baltimore				
12/27	CLEVELAND				
1/3	OAKLAND				
	<b>TOTALS</b>	<b>35-1,178 (33.7), 4 TDs</b>		<b>35-1,043 (29.8), 6 TDs</b>	



## 2015 ADVANCES CHART

KANSAS CITY ADVANCES					
Date	Opp.	Rushes	Completions	Advances	Outcome
9/13	@ Houston	32	22	54	W 27-20
9/17	DENVER	28	16	44	L 31-24
9/28	@ Green Bay	18	24	42	L 38-28
10/4	@ Cincinnati	23	31	54	L 36-21
10/11	CHICAGO	25	16	41	L 18-17
10/18	@ Minnesota	18	22	40	L 16-10
10/25	PITTSBURGH	29	21	50	W 23-13
11/1	DETROIT	32	20	52	W 45-10
11/15	@ Denver	32	17	49	W 29-13
11/22	@ San Diego	31	20	51	W 33-3
11/29	BUFFALO	27	19	46	W 30-22
12/6	@ Oakland				
12/13	SAN DIEGO				
12/20	@ Baltimore				
12/27	CLEVELAND				
1/3	OAKLAND				
<b>TOTALS</b>		<b>295</b>	<b>228</b>	<b>523</b>	

OPPONENT ADVANCES					
Date	Opponent	Rushes	Completions	Advances	Outcome
9/13	@ Houston	21	26	47	W 27-20
9/17	DENVER	22	26	48	L 31-24
9/28	@ Green Bay	32	24	56	L 38-28
10/4	@ Cincinnati	26	17	43	L 36-21
10/11	CHICAGO	26	26	52	L 18-17
10/18	@ Minnesota	35	17	52	L 16-10
10/25	PITTSBURGH	24	16	40	W 23-13
11/1	DETROIT	14	23	37	W 45-10
11/15	@ Denver	16	19	35	W 29-13
11/22	@ San Diego	25	19	44	W 33-3
11/29	BUFFALO	28	21	49	W 30-22
12/6	@ Oakland				
12/13	SAN DIEGO				
12/20	@ Baltimore				
12/27	CLEVELAND				
1/3	OAKLAND				
<b>TOTALS</b>		<b>269</b>	<b>234</b>	<b>503</b>	

Chiefs Record When:	
Having 45 or more advances:	6-1
Having 50 or more advances:	4-1
Having less than 45 advances:	0-4
Having less than 50 advances:	2-4
Allowing 45 or more advances:	2-4
Allowing 50 or more advances:	0-3
Allowing less than 45 advances:	4-1
Allowing less than 50 advances:	6-2

**NOTE:** Advances equal to all rushing attempts plus completions.

**2015 KANSAS CITY CHIEFS SCORING DRIVES**

Date	Opp	Acquired	Drive Start	Plays	Yards	Time	First Downs	Scoring Play
9/13	@ HOU	Interception	HOU 13	2	13	0:42	1	Kelce: 10-yard pass from Smith
		Punt	KC 17	8	83	4:12	4	Kelce: 42-yard pass from Smith
		Kickoff	KC 25	10	66	5:20	4	Santos: 27-yard FG
		Punt	KC 48	5	22	2:32	1	Santos: 48-yard FG
		Fumble	HOU 7	1	7	0:06	1	Charles: 7-yard pass from Smith
9/17	DEN	Downs	KC 22	6	78	3:23	3	Charles: 34-yard run
		Kickoff	KC 20	10	63	5:13	3	Santos: 35-yard FG
		Punt	KC 39	6	61	2:15	3	Davis: 8-yard run
9/28	@ GB	Downs	KC 39	3	61	1:06	4	Charles: 9-yard run
		Kickoff	KC 20	11	80	6:22	5	Maclin: 5-yard pass from Smith
		Kickoff	KC 11	7	89	2:14	4	Charles: 4-yard run
		Punt	KC 17	17	83	4:23	7	Charles: 7-yard run
10/4	@ CIN	Kickoff	KC 18	13	78	6:58	4	Santos: 22-yard FG
		Kickoff	KC 20	6	58	3:09	2	Santos: 40-yard FG
		Punt	KC 7	10	60	4:34	4	Santos: 51-yard FG
		Missed FG	KC 34	8	49	4:24	2	Santos: 34-yard FG
		Kickoff	KC 20	8	58	4:06	3	Santos: 40-yard FG
		Kickoff	KC 18	16	71	5:43	5	Santos: 29-yard FG
		Kickoff	KC 20	5	47	2:16	1	Santos: 51-yard FG
10/11	CHI	Punt	KC 46	7	54	3:28	4	Thomas: 19-yard pass from Smith
		Punt	KC 27	11	57	3:00	3	Santos: 35-yard FG
10/18	@ MIN	Punt	KC 43	8	28	3:27	2	Santos: 48-yard FG
		Interception	KC 23	7	77	2:26	4	Wilson: 42-yard pass from Smith
10/25	PIT	Punt	KC 41	10	48	4:08	3	Santos: 30-yard FG
		Kickoff	KC 20	13	77	7:04	4	Santos: 22-yard FG
		Downs	KC 32	8	59	3:41	2	Santos: 27-yard FG
		Interception	KC 47	9	53	5:22	4	West: 1-yard run
		Kickoff	KC 16	8	84	5:04	4	Conley: 6-yard pass from Smith
11/1	DET	Kickoff	KC 44	9	56	5:02	4	Thomas: 10-yard run
		Punt	KC 27	7	73	2:47	3	Smith: 12-yard run
		Interception	DET 37	6	22	2:42	1	Santos: 33-yard FG
		Interception	KC 48	6	52	2:53	3	West: 8-yard run
		Kickoff	KC 39	11	61	6:07	5	Kelce: 2-yard pass from Smith
		Punt	DET 16	2	16	0:46	1	Maclin: 17-yard pass from Smith
		Kickoff	DET 41	2	41	0:41	3	Ware: 4-yard run
11/15	@ DEN	Interception	DEN 31	5	31	2:36	3	West: 4-yard run
		Punt	KC 27	6	43	3:52	1	Santos: 48-yard FG
		Interception	50	8	19	3:31	1	Santos: 49-yard FG
		Interception	DEN 24	4	8	1:21	0	Santos: 34-yard FG
		Punt	KC 39	12	46	2:38	3	Santos: 33-yard FG
		Punt	DEN 41	6	9	2:31	1	Santos: 50-yard FG
		Interception	KC 19	2	81	0:53	1	West: 80-yard pass from Smith
11/22	@ SD	Punt	KC 29	9	71	5:26	3	Poe: 1-yard run
		Kickoff	KC 20	11	70	6:16	3	Santos: 28-yard FG
		Punt	KC 14	9	80	2:14	5	Santos: 24-yard FG
		Punt	KC 23	6	77	3:39	4	Ware: 3-yard run
		Downs	SD 24	3	24	1:41	2	Ware: 3-yard run
11/29	BUF	Punt	KC 20	6	80	3:10	5	Ware: 3-yard run
		Kickoff	KC 20	2	80	0:41	3	Maclin: 41-yard pass from Smith
		Kickoff	KC 36	6	64	3:45	3	Kelce: 15-yard pass from Smith
		Fumble	BUF 34	4	3	1:35	0	Santos: 49-yard FG
		Kickoff	KC 21	10	59	5:11	2	Santos: 38-yard FG
		Punt	KC 11	11	70	6:31	4	Santos: 37-yard FG
12/6	@ OAK							
12/13	SD							
12/20	@ BAL							
12/27	CLE							
1/3	OAK							
	AVG			7.5	54.7	3:30	2.9	
	TOTALS			396	2,900	185:07	155	

# 2015 KANSAS CITY CHIEFS OPPONENTS SCORING DRIVES

Date	Opp	Acquired	Drive Start	Plays	Yards	Time	First Downs	Scoring Play
9/13	@ HOU	Kickoff	HOU 20	8	80	3:42	5	Hopkins: 4-yard pass from Hoyer
		Punt	HOU 20	11	64	2:17	4	Bullock: 34-yard field goal
		Missed FG	HOU 41	6	59	2:03	4	Hopkins: 8-yard pass from Mallett
		Punt	HOU 23	10	48	1:24	3	Bullock: 47-yard field goal
9/17	DEN	Kickoff	DEN 20	10	80	3:56	5	Sanders: 16-yard pass from Manning
		Interception	KC 15	4	15	1:33	2	Green: 1-yard pass from Manning
		Punt	DEN 42	5	22	1:42	1	McManus: 54-yard field goal
		Kickoff	DEN 20	10	80	1:51	5	Sanders: 19-yard pass from Manning
9/28	@ GB	Punt	GB 31	6	69	2:36	5	Montgomery: 8-yard pass from Rodgers
		Punt	GB 11	10	89	5:51	7	Cobb: 3-yard pass from Rodgers
		Kickoff	GB 23	9	51	5:47	3	Crosby: 44-yard field goal
		Punt	GB 32	9	68	3:02	4	Jones: 27-yard pass from Rodgers
		Interception	KC 4	1	4	0:04	1	Cobb: 4-yard pass from Rodgers
		Kickoff	GB 20	8	80	3:46	3	Cobb: 4-yard pass from Rodgers
10/4	@ CIN	Kickoff	CIN 20	7	80	3:27	4	Hill: 8-yard run
		Kickoff	CIN 20	7	80	3:42	4	Bernard: 13-yard run
		Punt	CIN 23	7	77	3:08	3	Tate: 55-yard pass from Dalton
		Fumble	KC 5	2	5	0:12	1	Hill: 5-yard run
		Kickoff	CIN 40	8	60	4:38	3	Hill: 1-yard run
10/11	CHI	Kickoff	CHI 20	14	54	7:20	4	Gould: 44-yard field goal
		Blocked FG	CHI 15	11	73	5:13	4	Gould: 30-yard field goal
		Punt	CHI 12	11	88	4:46	5	Wilson: 22-yard pass from Cutler
		Punt	CHI 33	8	67	1:46	4	Forte: 7-yard pass from Cutler
10/18	@ MIN	Punt	MIN 46	9	48	4:00	2	Walsh: 24-yard field goal
		Punt	MIN 49	11	51	6:09	4	Rudolph: 4-yard pass from Bridgewater
		Punt	MIN 27	6	46	2:34	2	Walsh: 45-yard field goal
		Kickoff	MIN 20	10	53	4:00	2	Walsh: 45-yard field goal
10/25	PIT	Kickoff	PIT 33	14	61	7:48	3	Boswell: 24-yard field goal
		Kickoff	PIT 38	6	77	2:43	3	Bryant: 19-yard pass from Jones
		Punt	PIT 28	7	54	3:56	2	Boswell: 36-yard field goal
11/1	DET	Kickoff	DET 20	10	63	5:51	4	Prater: 35-yard field goal
		Kickoff	DET 23	7	77	2:50	4	Moore: 21-yard pass from Stafford
11/15	@ DEN	Kickoff	DEN 20	12	80	5:43	6	Hillman: 1-yard run
		Missed FG	DEN 38	5	62	1:23	3	Caldwell: 7-yard pass from Osweiler
11/22	@ SD	Kickoff	SD 20	11	46	5:00	3	Lambo: 52-yard FG
11/29	BUF	Kickoff	BUF 23	7	68	3:07	2	Carpenter: 27-yard field goal
		Punt	BUF 35	10	65	4:15	4	Watkins: 28-yard pass from Taylor
		Kickoff	BUF 25	9	75	4:28	4	Watkins: 21-yard pass from Taylor
		Kickoff	BUF 30	9	70	4:56	6	McCoy: 10-yard pass from Taylor
12/6	@ OAK							
12/13	SD							
12/20	@ BAL							
12/27	CLE							
1/3	OAK							
	AVG			8.3	61.3	3:39	3.5	
	TOTALS			325	2,389	142:29	138	

# **THE LAST TIME** **(Regular Season Games)**

## **PUNT RETURN FOR TOUCHDOWN**

**By K.C.** De'Anthony Thomas ..... 81 yds., OAKLAND ..... 12/14/14  
**By Opp.** Travis Benjamin ..... 93 yds., at Cleveland ..... 12/9/12

## **KICKOFF RETURN FOR TOUCHDOWN**

**By K.C.** Knile Davis ..... 99 yds., ST. LOUIS ..... 10/26/14  
**By Opp.** Jacoby Ford ..... 94 yds., OAKLAND ..... 11/7/10

## **INTERCEPTION RETURN FOR TOUCHDOWN**

**By K.C.** Justin Houston ..... 17 yds., at San Diego ..... 11/22/15  
**By Opp.** Darius Butler ..... 32 yds., INDIANAPOLIS ..... 12/23/12

## **FUMBLE RETURN FOR TOUCHDOWN**

**By K.C.** Ramik Wilson ..... 0 yds., CHICAGO ..... 10/11/15  
**By Opp.** Bradley Roby ..... 21 yds., DENVER ..... 9/17/15

## **TWO-SACK GAME**

**By K.C.** Tamba Hali ..... at San Diego ..... 11/22/15  
**By Opp.** Domata Peko ..... at Cincinnati ..... 10/4/15

## **THREE-SACK GAME**

**By K.C.** Justin Houston (4.0) ..... SAN DIEGO ..... 12/28/14  
**By Opp.** Marcell Dareus ..... at Buffalo ..... 11/9/14

## **TWO-INTERCEPTION GAME**

**By K.C.** Kurt Coleman ..... SAN DIEGO ..... 12/28/14  
**By Opp.** Jason McCourty ..... TENNESSEE ..... 9/7/14

## **SHUTOUT**

**By K.C.** Kansas City 28, Oakland 0 ..... at Oakland ..... 10/23/11  
**By Opp.** Oakland 15, Kansas City 0 ..... at Oakland ..... 12/16/12

## **SAFETY**

**By K.C.** Justin Houston (sacked QB Drew Brees) ... at New Orleans ..... 9/23/12  
**By Opp.** J. Jenkins and R. Starks (sacked QB Alex Smith) ... at Miami ..... 9/21/14

## **MADE TWO-POINT CONVERSION**

**By K.C.** Smith-to-Kelce ..... at Green Bay ..... 9/28/15  
**By Opp.** Jeremy Hill run ..... at Cincinnati ..... 10/4/15

## **FAILED TWO-POINT CONVERSION**

**By K.C.** Alex Smith pass ..... at Green Bay ..... 9/28/15  
**By Opp.** Tyrod Taylor pass ..... BUFFALO ..... 11/29/15

## **THREE RUSHING TOUCHDOWNS**

**By K.C.** Jamaal Charles (9, 4, 7) ..... at Green Bay ..... 9/28/15  
**By Opp.** Jeremy Hill (8, 5, 1) ..... at Cincinnati ..... 10/4/15

## **THREE TOUCHDOWN PASSES**

**By K.C.** Alex Smith (10, 42, 7) ..... at Houston ..... 9/13/15  
**By Opp.** Tyrod Taylor (28, 21, 10) ..... BUFFALO ..... 11/29/15

## **FOUR TOUCHDOWN PASSES**

**By K.C.** Alex Smith (5) (49, 39, 16, 71, 6) ..... at Oakland ..... 12/15/13  
**By Opp.** Aaron Rodgers (5) (8, 3, 27, 4, 4) ..... at Green Bay ..... 9/28/15

## **TWO RECEIVING TOUCHDOWNS**

**By K.C.** Travis Kelce (10, 42) ..... at Houston ..... 9/13/15  
**By Opp.** Sammy Watkins (28, 21) ..... BUFFALO ..... 11/29/15

## **THREE RECEIVING TOUCHDOWNS**

**By K.C.** Jamaal Charles (4) (49, 39, 16, 71) ..... at Oakland ..... 12/15/13  
**By Opp.** Randall Cobb (3, 4, 4) ..... at Green Bay ..... 9/28/15



**100 YARDS RUSHING**

By K.C. Spencer Ware ..... 114 yds. on 19 carries, BUFFALO..... 11/29/15  
 By Opp. Le'Veon Bell ..... 121 yds. on 17 carries, PITTSBURGH ..... 10/25/15

**100 YARDS RECEIVING**

By K.C. Jeremy Maclin ..... 160 yds. on 9 recs., BUFFALO..... 11/29/15  
 By Opp. Sammy Watkins ..... 158 yds. on 6 recs., BUFFALO..... 11/29/15

**300 YARDS PASSING**

By K.C. Alex Smith ..... 386 yds. (31 of 45), at Cincinnati ..... 10/4/15  
 By Opp. Andy Dalton..... 321 yds. (17 of 24), at Cincinnati ..... 10/4/15

**400 YARDS PASSING**

By K.C. Matt Cassel ..... 469 yds. (33 of 53), at Denver ..... 11/14/10  
 By Opp. Peyton Manning ..... 403 yds. (22 of 35), DENVER..... 12/1/13

**100-YARD RUSHER AND 300-YARD PASSER**

By K.C. Jamaal Charles (154) and Matt Cassel (331), CLEVELAND..... 12/20/09  
 By Opp. Montee Ball (117) and Peyton Manning (403), DENVER ..... 12/1/13

**100-YARD RECEIVER AND 300-YARD PASSER**

By K.C. Jeremy Maclin (148) and Alex Smith (386), at Cincinnati ..... 10/4/15  
 By Opp. James Jones (139) and Aaron Rodgers (333), at Green Bay ..... 9/28/15

**100-YARD RUSHER, 300-YARD PASSER, 100-YARD RECEIVER**

By K.C. Jamaal Charles (154), Matt Cassel (331) and Chris Chambers (114), CLEVELAND..... 12/20/09  
 By Opp. Montee Ball (117), Eric Decker (174)/Demaryius Thomas (106) and Peyton Manning (403), DENVER ..... 12/1/13

**TWO 100-YARD RECEIVERS**

By K.C. Eddie Kennison (117) and Tony Gonzalez (105), at Cleveland..... 12/3/06  
 By Opp. Eric Decker (174) and Demaryius Thomas (106), DENVER ..... 12/1/13

**PUNT BLOCKED**

By K.C. Shaun Draughn (Michael Koenen punter), at Tampa Bay ..... 10/14/12  
 By Opp. J.T. Thomas (Dustin Colquitt punter), at Jacksonville ..... 9/8/13

**BLOCKED PUNT RETURNED FOR A TOUCHDOWN**

By K.C. Jon McGraw (Jon McGraw recovered in end zone) (Sam Koch punter), at Baltimore ..... 9/13/09  
 By Opp. Kennard Cox (Earl Thomas return, 10 yds.) (Dustin Colquitt punter), at Seattle ..... 11/28/10

**MADE FIELD GOAL OF 50 YARDS OR LONGER**

By K.C. Cairo Santos (50 yards), at Denver ..... 11/15/15  
 By Opp. Josh Lambo (52 yards), at San Diego ..... 11/22/15

**FIELD GOAL BLOCKED**

By K.C. Jared Allen (Adam Vinatieri, 49 yards), at Indianapolis ..... 11/18/07  
 By Opp. Pernell McPhee (Cairo Santos, 27 yards), CHICAGO..... 10/11/15

**MISSED PAT**

By K.C. Cairo Santos (wide right), at San Diego ..... 11/22/15  
 By Opp. Dan Carpenter (wide right), BUFFALO..... 11/29/15

**BLOCKED FIELD GOAL RETURNED FOR A TOUCHDOWN**

By K.C. Kevin Ross (Jim Breech, 28 yds.), at Cincinnati..... 12/6/87  
 By Opp. Has Never Happened

**50 POINTS**

By K.C. Kansas City 56, Oakland 31 ..... at Oakland ..... 12/15/13  
 By Opp. Buffalo 54, Kansas City 31 ..... BUFFALO ..... 11/23/08

**40 POINTS**

By K.C. Kansas City 45, Detroit 10..... DETROIT ..... 11/1/15  
 By Opp. San Diego 41, Kansas City 38..... SAN DIEGO ..... 11/24/13

**OVERTIME WIN: (Chiefs 14-19-2 in OT)**

By K.C. Kansas City 27, New Orleans 24..... at New Orleans..... 9/23/12  
 By Opp. San Diego 27, Kansas City 24..... at San Diego..... 12/29/13  
 Tie Kansas City 10, Cleveland 10 ..... at Cleveland ..... 11/19/89

A red-tinted photograph of the Kansas City skyline and Arrowhead Stadium. The skyline is visible in the background, and the stadium is in the foreground. The stadium's large "CHIEFS" sign is prominent. The text "KANSAS CITY" is in yellow, and "CHIEFS" is in large white letters with a red outline.

**KANSAS CITY**

# **CHIEFS**

*Last Week's Gamebooks*

**THIS IS CHIEFS KINGDOM**

# National Football League Game Summary

NFL Copyright © 2015 by The National Football League. All rights reserved. This summary and play-by-play is for the express purpose of assisting media in their coverage of the game; any other use of this material is prohibited without the written permission of the National Football League. Updated: 11/30/2015

Date: Sunday, 11/29/2015

Buffalo Bills at Kansas City Chiefs

Start Time: 12:03 PM CST

at Arrowhead Stadium, Kansas City, MO

### Game Day Weather

Game Weather: Cloudy and rainy

Temp: 35° F (1.7° C) Humidity: 99%, Wind: Northeast 7 mph

Played Outdoor on Turf: Natural Grass

Wind Chill: 30

### Officials

Referee: McAulay, Terry (77)

Umpire: Neale, Bryan (92)

Head Linesman: Bowers, Derick (74)

Line Judge: Stephan, Tom (68)

Side Judge: Monroe, Jonah (120)

Field Judge: Banks, Michael (72)

Back Judge: Steed, Gregory (12)

Replay Official: Earnie Frantz

### Lineups

Buffalo Bills				Kansas City Chiefs			
Offense		Defense		Offense		Defense	
WR	14 S.Watkins	LDE	98 A.Carrington	WR	19 J.Maclin	LDE	70 M.Devito
LT	77 C.Glenn	DT	97 C.Bryant	LT	72 E.Fisher	NT	92 D.Poe
LG	64 R.Incognito	DT	99 M.Dareus	LG	71 J.Allen	RDE	96 J.Howard
C	70 E.Wood	RDE	55 J.Hughes	C	61 M.Morse	LOLB	50 J.Houston
RG	60 K.Urbik	SLB	91 M.Lawson	RG	76 L.Duvernay-Tardif	LILB	90 J.Mauga
RT	66 S.Henderson	MLB	52 P.Brown	RT	75 J.Reid	RILB	56 D.Johnson
TE	85 C.Clay	WLB	53 N.Bradham	TE	87 T.Kelce	ROLB	91 T.Hali
WR	10 R.Woods	LCB	28 R.Darby	TE	84 D.Harris	LCB	22 M.Peters
QB	5 T.Taylor	DS	20 C.Graham	WR	12 A.Wilson	RCB	21 S.Smith
FB	42 J.Felton	DS	30 B.Rambo	QB	11 A.Smith	SS	38 R.Parker
RB	25 L.McCoy	RCB	24 S.Gilmore	RB	32 S.Ware	FS	29 E.Berry

### Substitutions

K 2 D.Carpenter, P 4 J.Gay, P 6 C.Schmidt, WR 11 M.Thigpen, WR 15 C.Hogan, CB 21 L.McKelvin, RB 26 A.Dixon, S 27 Du.Williams, RB 29 Ka.Williams, CB 33 R.Brooks, S 36 J.Meeks, CB 37 N.Robey, CB 39 M.Butler, LB 50 T.Steward, LB 59 A.Tarpley, C 61 G.Ikard, LS 65 G.Sanborn, DE 75 I.Enemkpali, T 79 J.Mills, TE 82 M.Mulligan, TE 89 C.Gragg, DT 96 S.Charles

### Did Not Play

QB 3 E.Manuel, LB 58 R.Johnson

### Not Active

QB 8 J.Johnson, T 71 C.Kouandjio, T 72 R.Groy, G 76 J.Miller, WR 81 M.Easley, DE 94 M.Williams, DT 95 Ky.Williams

### Substitutions

P 2 D.Colquitt, K 5 C.Santos, WR 17 C.Conley, CB 20 S.Nelson, S 27 T.Branch, CB 30 J.Fleming, RB 34 K.Davis, S 39 H.Abdullah, LS 41 J.Winchester, FB 42 A.Sherman, S 49 D.Sorensen, LB 51 F.Zombo, LB 54 D.Moses, LB 57 D.Alexander, OL 73 Z.Fulton, OL 79 D.Stephenson, WR 81 J.Avant, TE 82 B.Parker, WR 85 F.Hammond, DL 98 N.Williams, DL 99 R.Nunez-Roches

### Did Not Play

QB 10 C.Daniel, CB 31 M.Cooper, LB 53 R.Wilson

### Not Active

QB 7 A.Murray, WR 13 D.Thomas, RB 35 C.West, LB 55 D.Ford, G 66 B.Grubbs, DT 93 D.King, DL 97 A.Bailey

### Field Goals (made ( ) & missed)

D.Carpenter		(27)	C.Santos		54CR (49) (38) (37)		
			1	2	3	4	OT
VISITOR:	Buffalo Bills		10	6	6	0	0
HOME:	Kansas City Chiefs		0	14	10	6	0
							Total
							22
							30

### Scoring Plays

Team	Qtr	Time	Play Description (Extra Point) (Drive Info)	Visitor	Home
Bills	1	11:53	D.Carpenter 27 yd. Field Goal (7-68, 3:07)	3	0
Bills	1	1:04	S.Watkins 28 yd. pass from T.Taylor (D.Carpenter kick) (10-65, 4:15)	10	0
Chiefs	2	6:57	S.Ware 3 yd. run (C.Santos kick) (6-80, 3:10)	10	7
Bills	2	2:29	S.Watkins 21 yd. pass from T.Taylor (kick failed, wr) (9-75, 4:28)	16	7
Chiefs	2	1:48	J.Maclin 41 yd. pass from A.Smith (C.Santos kick) (2-80, 0:41)	16	14
Chiefs	3	11:15	T.Kelce 15 yd. pass from A.Smith (C.Santos kick) (6-64, 3:45)	16	21
Chiefs	3	8:07	C.Santos 49 yd. Field Goal (4-3, 1:35)	16	24
Bills	3	3:11	L.McCoy 10 yd. pass from T.Taylor (pass failed) (9-70, 4:56)	22	24
Chiefs	4	13:00	C.Santos 38 yd. Field Goal (10-59, 5:11)	22	27
Chiefs	4	3:30	C.Santos 37 yd. Field Goal (11-70, 6:31)	22	30

# National Football League Game Summary

NFL Copyright © 2015 by The National Football League. All rights reserved. This summary and play-by-play is for the express purpose of assisting media in their coverage of the game; any other use of this material is prohibited without the written permission of the National Football League.

Updated: 11/30/2015

Paid Attendance: 72,493

Time: 3:15



Buffalo Bills vs Kansas City Chiefs  
11/29/2015 at Arrowhead Stadium

Final Individual Statistics

Buffalo Bills

RUSHING	ATT	YDS	AVG	LG	TD
L.McCoy	19	70	3.7	12	0
T.Taylor	5	46	9.2	15	0
A.Dixon	2	8	4.0	6	0
Ka.Williams	2	5	2.5	3	0
Total	28	129	4.6	15	0

PASSING	ATT	CMP	YDS	SK/YD	TD	LG	IN	RT
T.Taylor	38	21	291	1/5	3	48	0	106.4
Total	38	21	291	1/5	3	48	0	106.4

PASS RECEIVING	TAR	REC	YDS	AVG	LG	TD
S.Watkins	10	6	158	26.3	48	2
C.Clay	8	5	31	6.2	15	0
C.Hogan	5	3	34	11.3	13	0
L.McCoy	5	3	31	10.3	17	1
R.Woods	9	3	25	8.3	12	0
J.Felton	1	1	12	12.0	12	0
Total	38	21	291	13.9	48	3

INTERCEPTIONS	NO	YDS	AVG	LG	TD
Total	0	0	0	0	0

PUNTING	NO	YDS	AVG	NET	TB	IN20	LG
C.Schmidt	3	119	39.7	33.0	1	1	44
Total	3	119	39.7	33.0	1	1	44

PUNT RETURNS	NO	YDS	AVG	FC	LG	TD
M.Thigpen	1	5	5.0	0	5	0
[DOWNED]	2	0	0.0	0	0	0
Total	1	5	5.0	0	5	0

KICKOFF RETURNS	NO	YDS	AVG	FC	LG	TD
M.Thigpen	7	164	23.4	0	31	0
Total	7	164	23.4	0	31	0

Kansas City Chiefs

RUSHING	ATT	YDS	AVG	LG	TD
S.Ware	19	114	6.0	35	1
A.Smith	6	35	5.8	11	0
A.Wilson	1	8	8.0	8	0
K.Davis	1	1	1.0	1	0
Total	27	158	5.9	35	1

PASSING	ATT	CMP	YDS	SK/YD	TD	LG	IN	RT
A.Smith	30	19	255	1/0	2	41	0	112.5
Total	30	19	255	1/0	2	41	0	112.5

PASS RECEIVING	TAR	REC	YDS	AVG	LG	TD
J.Maclin	11	9	160	17.8	41	1
T.Kelce	7	4	69	17.3	38	1
A.Wilson	3	3	25	8.3	16	0
S.Ware	3	3	1	0.3	2	0
J.Avant	2	0	0	0.0	0	0
C.Conley	1	0	0	0.0	0	0
Total	27	19	255	13.4	41	2

INTERCEPTIONS	NO	YDS	AVG	LG	TD
Total	0	0	0	0	0

PUNTING	NO	YDS	AVG	NET	TB	IN20	LG
D.Colquitt	3	117	39.0	37.3	0	0	41
Total	3	117	39.0	37.3	0	0	41

PUNT RETURNS	NO	YDS	AVG	FC	LG	TD
F.Hammond	0	0	0.0	1	0	0
[OUT OF BOUNDS]	1	0	0.0	0	0	0
[TOUCHBACK]	1	0	0.0	0	0	0
Total	0	0	0.0	1	0	0

KICKOFF RETURNS	NO	YDS	AVG	FC	LG	TD
K.Davis	4	106	26.5	0	36	0
[TOUCHBACK]	1	0	0.0	0	0	0
Total	4	106	26.5	0	36	0

Buffalo Bills

FUMBLES	FUM	LOST	OWN-REC	YDS	TD	FORCED	OPP-REC	YDS	TD	OUT-BDS
T.Taylor	2	1	1	0	0	0	0	0	0	
L.McCoy	1	1	0	0	0	0	0	0	0	
Total	3	2	1	0	0	0	0	0	0	

Kansas City Chiefs

FUMBLES	FUM	LOST	OWN-REC	YDS	TD	FORCED	OPP-REC	YDS	TD	OUT-BDS
D.Poe	0	0	0	0	0	1	1	0	0	
T.Hali	0	0	0	0	0	1	0	0	0	
J.Howard	0	0	0	0	0	0	1	0	0	
Total	0	0	0	0	0	2	2	0	0	



Buffalo Bills vs Kansas City Chiefs  
11/29/2015 at Arrowhead Stadium

# Final Team Statistics

	Visitor Bills	Home Chiefs
<b>TOTAL FIRST DOWNS</b>	25	21
By Rushing	9	8
By Passing	13	11
By Penalty	3	2
<b>THIRD DOWN EFFICIENCY</b>	5-12-42%	6-13-46%
<b>FOURTH DOWN EFFICIENCY</b>	0-1-0%	0-0-0%
<b>TOTAL NET YARDS</b>	415	413
Total Offensive Plays (inc. times thrown passing)	67	58
Average gain per offensive play	6.2	7.1
<b>NET YARDS RUSHING</b>	129	158
Total Rushing Plays	28	27
Average gain per rushing play	4.6	5.9
Tackles for a loss-number and yards	2-5	2-2
<b>NET YARDS PASSING</b>	286	255
Times thrown - yards lost attempting to pass	1-5	1-0
Gross yards passing	291	255
<b>PASS ATTEMPTS-COMPLETIONS-HAD INTERCEPTED</b>	38-21-0	30-19-0
Avg gain per pass play (inc.# thrown passing)	7.3	8.2
<b>KICKOFFS Number-In End Zone-Touchbacks</b>	5-5-1	7-4-0
<b>PUNTS Number and Average</b>	3-39.7	3-39.0
Had Blocked	0	0
<b>FGs - PATs Had Blocked</b>	0-0	0-0
<b>Net Punting Average</b>	33.0	37.3
<b>TOTAL RETURN YARDAGE (Not Including Kickoffs)</b>	5	0
No. and Yards Punt Returns	1-5	0-0
No. and Yards Kickoff Returns	7-164	4-106
No. and Yards Interception Returns	0-0	0-0
<b>PENALTIES Number and Yards</b>	9-91	8-58
<b>FUMBLES Number and Lost</b>	3-2	0-0
<b>TOUCHDOWNS</b>	3	3
Rushing	0	1
Passing	3	2
<b>EXTRA POINTS Made-Attempts</b>	1-3	3-3
Kicking Made-Attempts	1-2	3-3
Passing Made-Attempts	0-1	0-0
<b>FIELD GOALS Made-Attempts</b>	1-1	3-4
<b>RED ZONE EFFICIENCY</b>	2-3-67%	2-4-50%
<b>GOAL TO GO EFFICIENCY</b>	1-1-100%	1-1-100%
<b>SAFETIES</b>	0	0
<b>FINAL SCORE</b>	22	30
<b>TIME OF POSSESSION</b>	30:32	29:28

Buffalo Bills vs Kansas City Chiefs  
11/29/2015 at Arrowhead Stadium

# Ball Possession And Drive Chart

## Buffalo Bills

#	Time Recd	Time Lost	Time Poss	How Ball Obtained	Drive Began	# Play	Yds Gain	Yds Pen	Net Yds	1st Down	Last Scrm	How Given Up
1	15:00	11:53	3:07	Kickoff	BUF 23	7	68	0	68	2	* KC 9	Field Goal
2	10:07	7:22	2:45	Punt	BUF 34	6	35	0	35	2	KC 34	Fumble
3	5:19	1:04	4:15	Punt	BUF 35	10	80	-15	65	4	KC 28	Touchdown
4	14:45	10:07	4:38	Punt	BUF 28	8	28	0	28	3	KC 44	Punt
5	6:57	2:29	4:28	Kickoff	BUF 25	9	85	-10	75	4	* KC 21	Touchdown
6	1:48	1:20	0:28	Kickoff	BUF 27	3	0	0	0	0	BUF 27	Punt
7	11:15	9:42	1:33	Kickoff	BUF 25	4	9	0	9	1	BUF 39	Fumble
8	8:07	3:11	4:56	Kickoff	BUF 30	9	60	10	70	6	* KC 10	Touchdown
9	13:00	10:01	2:59	Kickoff	BUF 27	6	31	0	31	2	KC 42	Punt
10	3:30	2:07	1:23	Kickoff	BUF 10	6	19	0	19	1	BUF 21	Downs

(264) Average BUF 26

## Kansas City Chiefs

#	Time Recd	Time Lost	Time Poss	How Ball Obtained	Drive Began	# Play	Yds Gain	Yds Pen	Net Yds	1st Down	Last Scrm	How Given Up
1	11:53	10:07	1:46	Kickoff	KC 8	4	12	5	17	1	KC 25	Punt
2	7:22	5:19	2:03	Fumble	KC 25	3	8	0	8	0	KC 33	Punt
3	1:04	14:45	1:19	Kickoff	KC 24	3	9	0	9	0	KC 33	Punt
4	10:07	6:57	3:10	Punt	KC 20	6	80	0	80	5	* BUF 3	Touchdown
5	2:29	1:48	0:41	Kickoff	KC 20	2	55	25	80	3	BUF 41	Touchdown
6	1:20	0:00	1:20	Punt	KC 29	9	35	0	35	2	BUF 36	Missed FG
7	15:00	11:15	3:45	Kickoff	KC 36	6	74	-10	64	3	* BUF 15	Touchdown
8	9:42	8:07	1:35	Fumble	BUF 34	4	3	0	3	0	BUF 31	Field Goal
9	3:11	13:00	5:11	Kickoff	KC 21	10	59	0	59	2	BUF 20	Field Goal
10	10:01	3:30	6:31	Punt	KC 11	11	68	2	70	4	* BUF 19	Field Goal
11	2:07	0:00	2:07	Downs	BUF 29	4	10	0	10	1	* BUF 18	End of Game

(331) Average KC 30

### \* inside opponent's 20

### Time of Possession by Quarter

Visitor	Home	1st	2nd	3rd	4th	OT	Total
Buffalo Bills	Kansas City Chiefs	10:07	9:34	6:29	4:22		30:32
		4:53	5:26	8:31	10:38		29:28

### Kickoff Drive No.-Start Average

Bills: 7 - BUF 24 Chiefs: 5 - KC 22

## Final Defensive Statistics

**TKL = Tackle AST = Assist COMB = Combined QH=QB Hit IN = Interception PD = Pass Defense FF = Forced Fumble FR = Fumble Recovery**

Kansas City Chiefs	Regular Defensive Plays												Special Teams					Misc			
	TKL	AST	COMB	SK	/ YDS	TFL	QH	IN	PD	FF	FR	TKL	AST	FF	FR	BL	TKL	AST	FF	FR	
J.Mauga	9	0	9	0	0	1	0	0	0	0	0	0	0	0	0	0	0	0	0	0	
D.Johnson	7	2	9	0	0	1	0	0	1	0	0	0	0	0	0	0	0	0	0	0	
R.Parker	5	0	5	0	0	0	0	0	1	0	0	0	0	0	0	0	0	0	0	0	
E.Berry	5	0	5	0	0	0	0	0	0	0	0	0	0	0	0	0	0	0	0	0	
T.Hali	3	1	4	1	5	0	3	0	0	1	0	0	0	0	0	0	0	0	0	0	
F.Zombo	3	1	4	0	0	0	0	0	0	0	0	0	0	0	0	0	0	0	0	0	
S.Smith	3	0	3	0	0	0	0	0	1	0	0	0	0	0	0	0	0	0	0	0	
J.Howard	2	0	2	0	0	0	1	0	0	0	1	0	0	0	0	0	0	0	0	0	
M.Peters	2	0	2	0	0	0	0	0	2	0	0	0	0	0	0	0	0	0	0	0	
D.Poe	2	0	2	0	0	0	0	0	0	1	1	0	0	0	0	0	0	0	0	0	
T.Branch	1	0	1	0	0	0	0	0	0	0	0	2	0	0	0	0	0	0	0	0	
H.Abdullah	1	0	1	0	0	0	0	0	0	0	0	0	0	0	0	0	0	0	0	0	
D.Moses	1	0	1	0	0	0	0	0	0	0	0	0	0	0	0	0	0	0	0	0	
S.Nelson	0	0	0	0	0	0	0	0	0	0	0	3	0	0	0	0	0	0	0	0	
D.Sorensen	0	0	0	0	0	0	0	0	0	0	0	1	1	0	0	0	0	0	0	0	
A.Sherman	0	0	0	0	0	0	0	0	0	0	0	1	0	0	0	0	0	0	0	0	
D.Harris	0	0	0	0	0	0	0	0	0	0	0	0	1	0	0	0	0	0	0	0	
Total	44	4	48	1	5	2	4	0	5	2	2	7	2	0	0	0	0	0	0	0	

## First Half Summary

Scoring Plays					
Team	Qtr	Time	Play Description (Extra Point) (Drive Info)	Visitor	Home
Bills	1	11:53	D.Carpenter 27 yd. Field Goal (7-68, 3:07)	3	0
Bills	1	1:04	S.Watkins 28 yd. pass from T.Taylor (D.Carpenter kick) (10-65, 4:15)	10	0
Chiefs	2	6:57	S.Ware 3 yd. run (C.Santos kick) (6-80, 3:10)	10	7
Bills	2	2:29	S.Watkins 21 yd. pass from T.Taylor (kick failed, wr) (9-75, 4:28)	16	7
Chiefs	2	1:48	J.Maclin 41 yd. pass from A.Smith (C.Santos kick) (2-80, 0:41)	16	14

Buffalo Bills										Kansas City Chiefs									
RUSHING						RUSHING													
	ATT	YDS	AVG	LG	TD		ATT	YDS	AVG	LG	TD								
L.McCoy	12	42	3.5	12	0	S.Ware	8	44	5.5	16	1								
T.Taylor	1	7	7.0	7	0	A.Smith	2	18	9.0	10	0								
A.Dixon	1	6	6.0	6	0	A.Wilson	1	8	8.0	8	0								
Ka.Williams	2	5	2.5	3	0														
Total	16	60	3.8	12	0	Total	11	70	6.4	16	1								
PASSING										PASSING									
	ATT	CMP	YDS	SK/YD	TD	LG	IN	RT		ATT	CMP	YDS	SK/YD	TD	LG	IN	RT		
T.Taylor	26	14	236	0/0	2	48	0	110.4	A.Smith	15	8	129	0/0	1	41	0	104.6		
Total	26	14	236	0/0	2	48	0	110.4	Total	15	8	129	0/0	1	41	0	104.6		
PASS RECEIVING										PASS RECEIVING									
	TAR	REC	YDS	AVG	LG	TD				TAR	REC	YDS	AVG	LG	TD				
S.Watkins	9	6	158	26.3	48	2	J.Maclin			6	4	99	24.8	41		1			
R.Woods	8	3	25	8.3	12	0	S.Ware			2	2	3	1.5	2		0			
C.Clay	5	2	11	5.5	9	0	A.Wilson			1	1	16	16.0	16		0			
L.McCoy	2	1	17	17.0	17	0	T.Kelce			2	1	11	11.0	11		0			
C.Hogan	1	1	13	13.0	13	0	J.Avant			2	0	0	0.0	0		0			
J.Felton	1	1	12	12.0	12	0													
Total	26	14	236	16.9	48	2	Total			13	8	129	16.1	41		1			

[illegible]

Buffalo Bills vs Kansas City Chiefs  
11/29/2015 at Arrowhead Stadium

First Half Summary

Kansas City Chiefs				Regular Defensive Plays										Special Teams					Misc			
	TKL	AST	COMB	SK	/ YDS	TFL	QH	IN	PD	FF	FR		TKL	AST	FF	FR	BL		TKL	AST	FF	FR
J.Mauga	5	0	5	0	0	1	0	0	0	0	0		0	0	0	0	0		0	0	0	0
E.Berry	4	0	4	0	0	0	0	0	0	0	0		0	0	0	0	0		0	0	0	0
D.Johnson	3	1	4	0	0	0	0	0	1	0	0		0	0	0	0	0		0	0	0	0
R.Parker	3	0	3	0	0	0	0	0	0	0	0		0	0	0	0	0		0	0	0	0
Total	15	1	16	0	0	1	0	0	1	0	0		0	0	0	0	0		0	0	0	0



Play By Play

First Quarter

11/29/2015

KC wins the coin toss and elects to defer. BUF elects to Receive, and KC elects to defend the east goal.

C.Santos kicks 65 yards from KC 35 to BUF 0. M.Thigpen to BUF 23 for 23 yards (S.Nelson).

Buffalo Bills at 15:00, (1st play from scrimmage 14:54)

1-10-BUF 23	(14:54) (Shotgun) T.Taylor pass short middle to C.Clay to BUF 25 for 2 yards (D.Johnson).	
2-8-BUF 25	(14:14) (Shotgun) L.McCoy left end to BUF 37 for 12 yards (E.Berry).	R1
1-10-BUF 37	(13:39) (Shotgun) T.Taylor pass deep left to S.Watkins to KC 15 for 48 yards (E.Berry).	P2
1-10-KC 15	(12:51) (Shotgun) L.McCoy left tackle to KC 9 for 6 yards (S.Smith).	
2-4-KC 9	(12:08) T.Taylor pass incomplete short right to C.Clay.	
3-4-KC 9	(12:02) (Shotgun) T.Taylor pass incomplete short left to L.McCoy (D.Johnson).	
4-4-KC 9	(11:57) <b>D.Carpenter 27 yard field goal is GOOD, Center-G.Sanborn, Holder-C.Schmidt.</b>	

BUF 3 KC 0, 7 plays, 68 yards, 3:07 drive, 3:07 elapsed
---

J.Gay kicks 73 yards from BUF 35 to KC -8. K.Davis to KC 30 for 38 yards (J.Gay).

PENALTY on KC-D.Harris, Offensive Holding, 8 yards, enforced at KC 16.

Kansas City Chiefs at 11:53, (1st play from scrimmage 11:44)

1-10-KC 8	(11:44) (Shotgun) A.Smith pass short middle to T.Kelce to KC 19 for 11 yards (P.Brown).	P1
1-10-KC 19	(11:05) (Shotgun) S.Ware right guard to KC 20 for 1 yard (M.Dareus).	
2-9-KC 20	(10:31) A.Smith pass incomplete short left. No intended receiver. A.Smith threw the ball away.	
3-9-KC 20	(10:24) (Shotgun) PENALTY on BUF-J.Hughes, Neutral Zone Infraction, 5 yards, enforced at KC 20 - No Play.	
3-4-KC 25	(10:24) A.Smith pass incomplete short right to J.Avant.	
4-4-KC 25	(10:19) D.Colquitt punts 41 yards to BUF 34, Center-J.Winchester, downed by KC-H.Abdullah.	

Buffalo Bills at 10:07

1-10-BUF 34	(10:07) (Shotgun) L.McCoy left end to BUF 33 for -1 yards (J.Mauga).	
2-11-BUF 33	(9:35) (Shotgun) T.Taylor pass short left to L.McCoy to 50 for 17 yards (E.Berry).	P3
1-10-50	(8:50) (Shotgun) T.Taylor pass incomplete deep right to S.Watkins.	
2-10-50	(8:43) (Shotgun) Ka.Williams up the middle to KC 47 for 3 yards (D.Johnson; T.Hali).	
3-7-KC 47	(8:05) (Shotgun) T.Taylor pass short middle to C.Hogan to KC 34 for 13 yards (T.Branch).	P4
1-10-KC 34	(7:28) (Shotgun) L.McCoy up the middle to KC 31 for 3 yards (D.Poe). FUMBLES (D.Poe), RECOVERED by KC-J.Howard at KC 25. J.Howard to KC 25 for no gain (S.Henderson).	

Kansas City Chiefs at 7:22

1-10-KC 25	(7:22) A.Smith pass short right to J.Maclin to KC 32 for 7 yards (R.Darby).	
2-3-KC 32	(6:48) S.Ware left end to KC 31 for -1 yards (P.Brown).	
3-4-KC 31	(6:02) (Shotgun) A.Smith pass short left to S.Ware to KC 33 for 2 yards (L.McKelvin).	
4-2-KC 33	(5:28) D.Colquitt punts 37 yards to BUF 30, Center-J.Winchester. M.Thigpen to BUF 35 for 5 yards (A.Sherman).	

Buffalo Bills at 5:19

1-10-BUF 35	(5:19) (Shotgun) T.Taylor pass incomplete short left to R.Woods.	
2-10-BUF 35	(5:15) (Shotgun) L.McCoy right guard to BUF 35 for no gain (J.Mauga).	
3-10-BUF 35	(4:33) (Shotgun) T.Taylor pass short left to S.Watkins ran ob at BUF 49 for 14 yards [T.Hali]. Kansas City challenged the pass completion ruling, and the play was Upheld. The ruling on the field stands. (Timeout #1.)	P5
1-10-BUF 49	(4:08) (Shotgun) PENALTY on BUF-C.Clay, False Start, 5 yards, enforced at BUF 49 - No Play.	
1-15-BUF 44	(4:08) (Shotgun) T.Taylor pass short right to R.Woods to KC 44 for 12 yards (J.Mauga). KC-J.Houston was injured during the play. His return is Questionable. Knee injury	
2-3-KC 44	(3:44) T.Taylor pass short left to J.Felton to KC 25 for 19 yards (E.Berry).  PENALTY on BUF-Ka.Williams, Illegal Block Above the Waist, 10 yards, enforced at KC 32. Pass yardage of 12 on the play.	
2-1-KC 42	(3:18) (Shotgun) Ka.Williams right end to KC 40 for 2 yards (F.Zombo). BUF-Ka.Williams was injured during the play. His return is Questionable. Shoulder injury.	R6
1-10-KC 40	(2:36) (Shotgun) T.Taylor pass incomplete deep left to C.Clay.	
2-10-KC 40	(2:27) (Shotgun) T.Taylor left tackle to KC 33 for 7 yards (J.Mauga).	
3-3-KC 33	(1:46) (Shotgun) T.Taylor pass short middle to R.Woods to KC 28 for 5 yards (J.Mauga).	P7
1-10-KC 28	(1:10) (Shotgun) <b>T.Taylor pass deep left to S.Watkins for 28 yards, TOUCHDOWN.</b>	P8
	D.Carpenter extra point is GOOD, Center-G.Sanborn, Holder-C.Schmidt.	

BUF 10 KC 0, 10 plays, 65 yards, 4:15 drive, 13:56 elapsed
--

J.Gay kicks 66 yards from BUF 35 to KC -1. K.Davis pushed ob at KC 24 for 25 yards (J.Gay).

Kansas City Chiefs at 1:04, (1st play from scrimmage 0:57)

Buffalo Bills vs Kansas City Chiefs at Arrowhead Stadium

1-10-KC 24	(:57) S.Ware up the middle to KC 27 for 3 yards (N.Bradham).							
2-7-KC 27	(:18) (Shotgun) S.Ware right end to KC 33 for 6 yards (R.Darby).							
END OF QUARTER		Time	First Downs				Efficiencies	
	Score	Poss	R	P	X	T	3 Down	4 Down
Buffalo Bills	10	10:07	2	6	0	8	3/4	0/0
Kansas City Chiefs	0	4:53	0	1	0	1	0/2	0/0

Second Quarter

11/29/2015

Play By Play

Kansas City Chiefs continued.

3-1-KC 33	(15:00) (Shotgun) A.Smith pass incomplete short right to T.Kelce (B.Rambo).	
4-1-KC 33	(14:56) D.Colquitt punts 39 yards to BUF 28, Center-J.Winchester, downed by KC-D.Sorensen.	
Buffalo Bills at 14:45		
1-10-BUF 28	(14:45) (Shotgun) L.McCoy up the middle to BUF 37 for 9 yards (R.Parker).	
2-1-BUF 37	(14:12) (Shotgun) L.McCoy up the middle to BUF 39 for 2 yards (T.Hali).	R9
<u>1-10-BUF 39</u>	(13:35) (Shotgun) T.Taylor pass incomplete short right to S.Watkins (M.Peters). <i>PENALTY on BUF-S.Henderson, Offensive Holding, 10 yards, enforced at BUF 39 - No Play.</i>	
1-20-BUF 29	(13:25) (Shotgun) T.Taylor pass short right to R.Woods pushed ob at BUF 37 for 8 yards (M.Peters).	
2-12-BUF 37	(12:53) (Shotgun) T.Taylor pass incomplete deep right to S.Watkins. <i>PENALTY on KC-M.Peters, Defensive Holding, 5 yards, enforced at BUF 37 - No Play.</i>	X10
<u>1-10-BUF 42</u>	(12:47) (Shotgun) L.McCoy right guard to BUF 45 for 3 yards (R.Parker).	
2-7-BUF 45	(12:05) (Shotgun) L.McCoy right end to 50 for 5 yards (R.Parker). <i>PENALTY on KC-J.Howard, Defensive Offside, 5 yards, enforced at BUF 45 - No Play.</i>	
2-2-50	(11:46) A.Dixon up the middle to KC 44 for 6 yards (T.Hali).	R11
<u>1-10-KC 44</u>	(11:07) (Shotgun) L.McCoy up the middle to KC 44 for no gain (D.Johnson).	
2-10-KC 44	(10:27) (Shotgun) T.Taylor pass incomplete deep left to S.Watkins (S.Smith). Timeout #1 by BUF at 10:21.	
3-10-KC 44	(10:21) (Shotgun) T.Taylor pass incomplete short left to R.Woods.	
4-10-KC 44	(10:14) C.Schmidt punts 44 yards to end zone, Center-G.Sanborn, Touchback.	
Kansas City Chiefs at 10:07		
1-10-KC 20	(10:07) (Shotgun) S.Ware up the middle to KC 36 for 16 yards (B.Rambo).	R2
<u>1-10-KC 36</u>	(9:32) S.Ware right guard to KC 48 for 12 yards (C.Graham; R.Darby). BUF-R.Darby was injured during the play. His return is Questionable. Possible concussion.	R3
<u>1-10-KC 48</u>	(8:58) A.Wilson left end pushed ob at BUF 44 for 8 yards (L.McKelvin).	
2-2-BUF 44	(8:29) S.Ware up the middle to BUF 40 for 4 yards (M.Dareus).	R4
<u>1-10-BUF 40</u>	(7:44) A.Smith pass deep right to J.Maclin to BUF 3 for 37 yards (M.Butler).	P5
<u>1-3-BUF 3</u>	<b>(7:01) S.Ware up the middle for 3 yards, TOUCHDOWN. KC-J.Allen was injured during the play.</b> C.Santos extra point is GOOD, Center-J.Winchester, Holder-D.Colquitt.	R6
BUF 10 KC 7, 6 plays, 80 yards, 3:10 drive, 8:03 elapsed		
C.Santos kicks 65 yards from KC 35 to BUF 0. M.Thigpen to BUF 25 for 25 yards (T.Branch).		
Buffalo Bills at 6:57, (1st play from scrimmage 6:49)		
1-10-BUF 25	(6:49) (Shotgun) L.McCoy right guard to BUF 26 for 1 yard (D.Poe).	
2-9-BUF 26	(6:17) T.Taylor pass short left to C.Clay pushed ob at BUF 35 for 9 yards (J.Howard).	P12
<u>1-10-BUF 35</u>	(5:27) (Shotgun) L.McCoy up the middle to BUF 38 for 3 yards (D.Johnson).	
2-7-BUF 38	(4:53) T.Taylor pass short left to S.Watkins ran ob at KC 48 for 14 yards (S.Smith).	P13
<u>1-10-KC 48</u>	(4:23) (Shotgun) L.McCoy up the middle to KC 44 for 4 yards (J.Howard).	
2-6-KC 44	(3:43) (Shotgun) T.Taylor pass incomplete short right to R.Woods.	
3-6-KC 44	(3:37) (Shotgun) T.Taylor pass deep left to S.Watkins pushed ob at KC 11 for 33 yards (R.Parker) [T.Hali].	P14
<u>1-10-KC 11</u>	(3:04) (Shotgun) T.Taylor pass incomplete short right to S.Watkins.	
2-10-KC 11	(2:56) (Shotgun) L.McCoy up the middle to KC 8 for 3 yards (D.Poe). <i>PENALTY on BUF-R.Incognito, Offensive Holding, 10 yards, enforced at KC 11 - No Play.</i>	
2-20-KC 21	<b>(2:35) (Shotgun) T.Taylor pass deep left to S.Watkins for 21 yards, TOUCHDOWN.</b> D.Carpenter extra point is No Good, Wide Right, Center-G.Sanborn, Holder-C.Schmidt.	P15
BUF 16 KC 7, 9 plays, 75 yards, 4:28 drive, 12:31 elapsed		
J.Gay kicks 65 yards from BUF 35 to end zone, Touchback.		
Kansas City Chiefs at 2:29, (1st play from scrimmage 2:27)		
1-10-KC 20	(2:27) (Shotgun) A.Smith pass short left to J.Maclin pushed ob at KC 34 for 14 yards (S.Gilmore).	P7
Two-Minute Warning		
<u>1-10-KC 34</u>	(2:00) (Shotgun) A.Smith pass incomplete deep middle to J.Avant (B.Rambo). <i>PENALTY on BUF-N.Robey, Defensive Pass Interference, 25 yards, enforced at KC 34 - No Play.</i>	X8

Buffalo Bills vs Kansas City Chiefs at Arrowhead Stadium

1-10-BUF 41

(1:54) (Shotgun) A.Smith pass deep right to J.Maclin for 41 yards, TOUCHDOWN.

P9

C.Santos extra point is GOOD, Center-J.Winchester, Holder-D.Colquitt.

BUF 16 KC 14, 2 plays, 80 yards, 1 penalty, 0:41 drive, 13:12 elapsed

C.Santos kicks 58 yards from KC 35 to BUF 7. M.Thigpen pushed ob at BUF 27 for 20 yards (S.Nelson).

Buffalo Bills at 1:48, (1st play from scrimmage 1:42)

- 1-10-BUF 27
- (1:42) (Shotgun) T.Taylor pass incomplete short right to R.Woods (M.Peters).
- 2-10-BUF 27
- (1:38) (Shotgun) T.Taylor pass incomplete short right to C.Clay.
- 3-10-BUF 27
- (1:33) (Shotgun) T.Taylor pass incomplete deep right to R.Woods.
- 4-10-BUF 27
- (1:27) C.Schmidt punts 44 yards to KC 29, Center-G.Sanborn, out of bounds.

Kansas City Chiefs at 1:20

- 1-10-KC 29
- (1:20) (Shotgun) A.Smith pass short left to S.Ware to KC 30 for 1 yard (N.Bradham).
- 2-9-KC 30
- (:54) (No Huddle, Shotgun) A.Smith pass incomplete short right to J.Maclin.
- 3-9-KC 30
- (:47) (Shotgun) A.Smith left end ran ob at KC 40 for 10 yards (N.Bradham). KC-E.Fisher was injured during the play.
- Timeout #2 by KC at 00:36. KC charged a timeout because of injury.

R10

1-10-KC 40 (:36) (Shotgun) A.Smith pass incomplete short right to J.Avant.

2-10-KC 40 (:27) (Shotgun) A.Smith pass deep middle to A.Wilson to BUF 44 for 16 yards (S.Gilmore).

P11

Timeout #3 by KC at 00:20.

1-10-BUF 44 (:20) (Shotgun) A.Smith pass incomplete short right to J.Maclin (S.Gilmore).

2-10-BUF 44 (:16) (Shotgun) A.Smith pass incomplete short right.

3-10-BUF 44 (:11) (Shotgun) A.Smith right end pushed ob at BUF 36 for 8 yards (N.Robey).

Timeout #2 by BUF at 00:04.

4-2-BUF 36 (:04) C.Santos 54 yard field goal is No Good, Hit Crossbar, Center-J.Winchester, Holder-D.Colquitt.

END OF QUARTER

	Score	Time Poss	First Downs				Efficiencies	
			R	P	X	T	3 Down	4 Down
Buffalo Bills	16	9:34	2	4	1	7	1/3	0/0
Kansas City Chiefs	14	5:26	5	4	1	10	1/3	0/0

Third Quarter

11/29/2015

Play By Play

KC elects to Receive, and BUF elects to defend the West goal.

J.Gay kicks 65 yards from BUF 35 to KC 0. K.Davis pushed ob at KC 36 for 36 yards (J.Gay).

Kansas City Chiefs at 15:00, (1st play from scrimmage 14:53)

1-10-KC 36	(14:53) (Shotgun) A.Smith pass short right to T.Kelce to KC 41 for 5 yards (C.Graham).	
2-5-KC 41	(14:16) (Shotgun) A.Smith pass short left to A.Wilson to 50 for 9 yards (S.Gilmore).	P12
1-10-50	(13:41) (Shotgun) S.Ware up the middle to 50 for no gain (M.Dareus).	
	PENALTY on KC-L.Duvernay-Tardif, Offensive Holding, 10 yards, enforced at 50 - No Play.	
1-20-KC 40	(13:18) A.Smith pass short right to J.Maclin to KC 49 for 9 yards (S.Gilmore).	
2-11-KC 49	(12:33) (Shotgun) A.Smith pass deep left to J.Maclin to BUF 19 for 32 yards (S.Gilmore).	P13
1-10-BUF 19	(11:52) (Shotgun) A.Smith left end pushed ob at BUF 15 for 4 yards (I.Enemkpali).	
2-6-BUF 15	(11:21) A.Smith pass short middle to T.Kelce for 15 yards, TOUCHDOWN.	P14
	C.Santos extra point is GOOD, Center-J.Winchester, Holder-D.Colquitt.	

BUF 16 KC 21, 6 plays, 64 yards, 3:45 drive, 3:45 elapsed

C.Santos kicks 72 yards from KC 35 to BUF -7. M.Thigpen, Touchback.

PENALTY on KC-D.Moses, Offside on Free Kick, 5 yards, enforced at KC 35 - No Play.

C.Santos kicks 65 yards from KC 30 to BUF 5. M.Thigpen to BUF 25 for 20 yards (D.Sorensen; D.Harris).

Buffalo Bills at 11:15, (1st play from scrimmage 11:09)

1-10-BUF 25	(11:09) (Shotgun) L.McCoy left end pushed ob at BUF 35 for 10 yards (D.Johnson).	R16
1-10-BUF 35	(10:40) T.Taylor pass short right to C.Clay to BUF 39 for 4 yards (R.Parker).	
2-6-BUF 39	(10:01) (Shotgun) T.Taylor pass incomplete short right to R.Woods.	
3-6-BUF 39	Buffalo challenged the incomplete pass ruling, and the play was Upheld. The ruling on the field was confirmed. (Timeout #1.) (9:50) (Shotgun) T.Taylor sacked at BUF 31 for -8 yards (T.Hali). FUMBLES (T.Hali) [T.Hali], RECOVERED by KC-D.Poe at BUF 34. D.Poe to BUF 34 for no gain (R.Incognito).	

Kansas City Chiefs at 9:42

1-10-BUF 34	(9:42) S.Ware up the middle to BUF 29 for 5 yards (B.Rambo).
2-5-BUF 29	(9:04) (Shotgun) A.Smith pass short left to S.Ware to BUF 31 for -2 yards (N.Bradham).
3-7-BUF 31	(8:18) (Shotgun) A.Smith pass incomplete deep middle to C.Conley.
4-7-BUF 31	(8:12) C.Santos 49 yard field goal is GOOD, Center-J.Winchester, Holder-D.Colquitt.

BUF 16 KC 24, 4 plays, 3 yards, 1:35 drive, 6:53 elapsed

C.Santos kicks 66 yards from KC 35 to BUF -1. M.Thigpen to BUF 30 for 31 yards (T.Branch).

Buffalo Bills at 8:07, (1st play from scrimmage 8:01)

1-10-BUF 30	(8:01) (Shotgun) T.Taylor left end pushed ob at BUF 45 for 15 yards (J.Mauga).	R17
1-10-BUF 45	(7:33) L.McCoy up the middle to BUF 41 for -4 yards (D.Johnson).	
2-14-BUF 41	(6:55) (Shotgun) T.Taylor pass incomplete deep left to S.Watkins.	
3-14-BUF 41	(6:49) (Shotgun) T.Taylor pass short right to C.Hogan to 50 for 9 yards (M.Peters).	
4-5-50	(6:49) (Punt formation) PENALTY on KC-D.Harris, Neutral Zone Infraction, 5 yards, enforced at 50 - No Play.	X18
1-10-KC 45	(5:57) (Shotgun) L.McCoy right end to KC 33 for 12 yards (E.Berry).	R19
1-10-KC 33	(5:15) (Shotgun) L.McCoy right end to KC 29 for 4 yards (F.Zombo).	
2-6-KC 29	(4:32) (Shotgun) A.Dixon left end to KC 27 for 2 yards (S.Smith).	
3-4-KC 27	(3:56) (Shotgun) PENALTY on BUF-T.Taylor, Delay of Game, 5 yards, enforced at KC 27 - No Play.	
3-9-KC 32	(3:39) (Shotgun) T.Taylor pass short left to C.Hogan to KC 20 for 12 yards (R.Parker) [J.Howard].	P20
	PENALTY on KC-J.Howard, Roughing the Passer, 10 yards, enforced at KC 20.	X21
	Penalty on KC-M.Peters, Defensive Holding, declined.	
1-10-KC 10	(3:15) (Shotgun) T.Taylor pass short right to L.McCoy for 10 yards, TOUCHDOWN.	P22
	TWO-POINT CONVERSION ATTEMPT. T.Taylor is sacked. ATTEMPT FAILS. Sack by F.Zombo.	

BUF 22 KC 24, 9 plays, 70 yards, 2 penalties, 4:56 drive, 11:49 elapsed

J.Gay kicks 65 yards from BUF 35 to KC 0. K.Davis to KC 21 for 21 yards (Du.Williams).

Kansas City Chiefs at 3:11, (1st play from scrimmage 3:04)

1-10-KC 21	(3:04) (Shotgun) S.Ware up the middle to KC 26 for 5 yards (P.Brown).	
2-5-KC 26	(2:30) (Shotgun) A.Smith up the middle to KC 29 for 3 yards (C.Graham).	
3-2-KC 29	(1:48) (Shotgun) A.Smith pass short middle to T.Kelce to BUF 33 for 38 yards (C.Graham).	P15
1-10-BUF 33	(1:10) S.Ware up the middle to BUF 34 for -1 yards (M.Dareus).	



Buffalo Bills vs Kansas City Chiefs at Arrowhead Stadium

2-11-BUF 34

(:31) (Shotgun) A.Smith pass incomplete short right to T.Kelce (R.Darby).

3-11-BUF 34

(:26) (Shotgun) A.Smith up the middle to BUF 23 for 11 yards (R.Darby). BUF-A.Carrington was injured during the play.

R16

END OF QUARTER

	Score	Time Poss	First Downs				Efficiencies	
			R	P	X	T	3 Down	4 Down
Buffalo Bills	22	6:29	3	2	2	7	1/3	0/0
Kansas City Chiefs	24	8:31	1	4	0	5	2/3	0/0

Fourth Quarter

11/29/2015

Play By Play

Kansas City Chiefs continued.

<u>1-10-BUF 23</u>	(15:00) (Shotgun) S.Ware up the middle to BUF 20 for 3 yards (M.Dareus).	
2-7-BUF 20	(14:21) (Shotgun) A.Smith sacked ob at BUF 20 for 0 yards (A.Tarpley).	
3-7-BUF 20	(13:50) (Shotgun) A.Smith pass short left to J.Maclin to BUF 20 for no gain (C.Graham).	
4-7-BUF 20	<b>(13:05) C.Santos 38 yard field goal is GOOD, Center-J.Winchester, Holder-D.Colquitt.</b>	

<b>BUF 22 KC 27, 10 plays, 59 yards, 5:11 drive, 2:00 elapsed</b>
---

C.Santos kicks 65 yards from KC 35 to BUF 0. M.Thigpen to BUF 27 for 27 yards (S.Nelson).

Buffalo Bills at 13:00, (1st play from scrimmage 12:54)

1-10-BUF 27	(12:54) (Shotgun) T.Taylor pass short right to C.Clay to BUF 42 for 15 yards (J.Mauga).	P23
<u>1-10-BUF 42</u>	(12:15) (Shotgun) L.McCoy up the middle to BUF 47 for 5 yards (D.Johnson).	
2-5-BUF 47	(11:35) (Shotgun) T.Taylor scrambles left end pushed ob at KC 43 for 10 yards (J.Mauga).	R24
<u>1-10-KC 43</u>	(10:57) (Shotgun) L.McCoy left end to KC 42 for 1 yard (D.Johnson; F.Zombo).	
2-9-KC 42	(10:18) (Shotgun) T.Taylor pass incomplete short left to C.Hogan (R.Parker).	
3-9-KC 42	(10:13) (Shotgun) T.Taylor pass incomplete short right to L.McCoy (M.Peters).	
4-9-KC 42	(10:06) C.Schmidt punts 31 yards to KC 11, Center-G.Sanborn, fair catch by F.Hammond.	

Kansas City Chiefs at 10:01

1-10-KC 11	(10:01) S.Ware up the middle to KC 46 for 35 yards (B.Rambo).	R17
<u>1-10-KC 46</u>	(9:14) A.Smith pass incomplete short left to T.Kelce.	
2-10-KC 46	(9:07) S.Ware up the middle to BUF 48 for 6 yards (M.Dareus).	
3-4-BUF 48	(8:26) (Shotgun) A.Smith pass short right to J.Maclin pushed ob at BUF 39 for 9 yards (M.Lawson).	P18
<u>1-10-BUF 39</u>	(8:00) K.Davis up the middle to BUF 38 for 1 yard (J.Hughes).	
2-9-BUF 38	(8:00) S.Ware up the middle to BUF 35 for 3 yards (P.Brown).	
3-6-BUF 35	(6:27) (Shotgun) A.Smith pass short right to J.Maclin to BUF 24 for 11 yards (J.Hughes).	P19
<u>1-10-BUF 24</u>	(5:42) A.Smith pass incomplete short right to A.Wilson.	
	<i>PENALTY on BUF-J.Hughes, Roughing the Passer, 12 yards, enforced at BUF 24 - No Play.</i>	X20
<u>1-10-BUF 12</u>	(5:38) S.Ware up the middle to BUF 4 for 8 yards (J.Hughes).	
	<i>PENALTY on KC-L.Duvernay-Tardif, Offensive Holding, 10 yards, enforced at BUF 12 - No Play.</i>	
1-20-BUF 22	(5:17) S.Ware up the middle to BUF 19 for 3 yards (P.Brown).	
2-17-BUF 19	(4:22) A.Smith pass incomplete short right.	
3-17-BUF 19	(4:19) (Shotgun) A.Smith pass short right to A.Wilson to BUF 19 for no gain (N.Robey).	
4-17-BUF 19	<b>(3:34) C.Santos 37 yard field goal is GOOD, Center-J.Winchester, Holder-D.Colquitt.</b>	

<b>BUF 22 KC 30, 11 plays, 70 yards, 1 penalty, 6:31 drive, 11:30 elapsed</b>
---

C.Santos kicks 64 yards from KC 35 to BUF 1. M.Thigpen to BUF 19 for 18 yards (D.Sorensen).

*PENALTY on BUF-R.Brooks, Offensive Holding, 9 yards, enforced at BUF 19.*

Buffalo Bills at 3:30, (1st play from scrimmage 3:25)

1-10-BUF 10	(3:25) (Shotgun) T.Taylor pass short left to L.McCoy pushed ob at BUF 14 for 4 yards (D.Johnson).	
2-6-BUF 14	(3:19) (Shotgun) T.Taylor scrambles right end pushed ob at BUF 20 for 6 yards (J.Mauga).	R25
<u>1-10-BUF 20</u>	(3:09) (Shotgun) L.McCoy right end to BUF 20 for no gain (H.Abdullah).	
2-10-BUF 20	(2:39) (Shotgun) T.Taylor pass incomplete short middle to C.Hogan.	
3-10-BUF 20	(2:31) (Shotgun) T.Taylor pass short left to C.Clay to BUF 21 for 1 yard (F.Zombo).	
	Timeout #2 by BUF at 02:16.	
4-9-BUF 21	(2:16) (Shotgun) T.Taylor scrambles left end to BUF 18 for -3 yards. FUMBLES, and recovers at BUF 20. T.Taylor ran ob at BUF 29 for 9 yards (D.Moses).	
	Buffalo challenged the first down ruling, and the play was Upheld. The ruling on the field stands. (Timeout #3 at 02:07.)	

Kansas City Chiefs at 2:07

1-10-BUF 29	(2:07) S.Ware up the middle to BUF 24 for 5 yards (M.Dareus).	
Two-Minute Warning		
2-5-BUF 24	(2:00) S.Ware up the middle to BUF 22 for 2 yards (M.Lawson).	
3-3-BUF 22	(1:14) S.Ware up the middle to BUF 18 for 4 yards (I.Enemkpali).	R21
<u>1-10-BUF 18</u>	(:27) A.Smith kneels to BUF 19 for -1 yards.	

Buffalo Bills vs Kansas City Chiefs at Arrowhead Stadium

END OF QUARTER

END OF QUARTER	Score	Time	First Downs				Efficiencies	
		Poss	R	P	X	T	3 Down	4 Down
Buffalo Bills	22	4:22	2	1	0	3	0/2	0/1
Kansas City Chiefs	30	10:38	2	2	1	5	3/5	0/0

# Miscellaneous Statistics Report

Buffalo Bills vs Kansas City Chiefs  
11/29/2015 at Arrowhead Stadium

## Ten Longest Plays for Buffalo Bills

Yards	Qtr	Play Start	Play Description
48	1	1-10-BUF 37	(13:39) (Shotgun) T.Taylor pass deep left to S.Watkins to KC 15 for 48 yards (E.Berry).
33	2	3-6-KC 44	(3:37) (Shotgun) T.Taylor pass deep left to S.Watkins pushed ob at KC 11 for 33 yards (R.Parker) [T.Hali].
28	1	1-10-KC 28	(1:10) (Shotgun) T.Taylor pass deep left to S.Watkins for 28 yards, TOUCHDOWN.
22	3	3-9-KC 32	(3:39) (Shotgun) T.Taylor pass short left to C.Hogan to KC 20 for 12 yards (R.Parker) [J.Howard]. PENALTY on KC-J.Howard, Roughing the Passer, 10 yards, enforced at KC 20. Penalty on KC-M.Peters, Defensive Holding, declined.
21	2	2-20-KC 21	(2:35) (Shotgun) T.Taylor pass deep left to S.Watkins for 21 yards, TOUCHDOWN.
17	1	2-11-BUF 33	(9:35) (Shotgun) T.Taylor pass short left to L.McCoy to 50 for 17 yards (E.Berry).
15	3	1-10-BUF 30	(8:01) (Shotgun) T.Taylor left end pushed ob at BUF 45 for 15 yards (J.Mauga).
15	4	1-10-BUF 27	(12:54) (Shotgun) T.Taylor pass short right to C.Clay to BUF 42 for 15 yards (J.Mauga).
14	1	3-10-BUF 35	(4:33) (Shotgun) T.Taylor pass short left to S.Watkins ran ob at BUF 49 for 14 yards [T.Hali]. Kansas City challenged the pass completion ruling, and the play was Upheld. The ruling on the field stands. (Timeout #1.)
14	2	2-7-BUF 38	(4:53) T.Taylor pass short left to S.Watkins ran ob at KC 48 for 14 yards (S.Smith).

## Ten Longest Plays for Kansas City Chiefs

Yards	Qtr	Play Start	Play Description
41	2	1-10-BUF 41	(1:54) (Shotgun) A.Smith pass deep right to J.Maclin for 41 yards, TOUCHDOWN.
38	3	3-2-KC 29	(1:48) (Shotgun) A.Smith pass short middle to T.Kelce to BUF 33 for 38 yards (C.Graham).
37	2	1-10-BUF 40	(7:44) A.Smith pass deep right to J.Maclin to BUF 3 for 37 yards (M.Butler).
35	4	1-10-KC 11	(10:01) S.Ware up the middle to KC 46 for 35 yards (B.Rambo).
32	3	2-11-KC 49	(12:33) (Shotgun) A.Smith pass deep left to J.Maclin to BUF 19 for 32 yards (S.Gilmore).
16	2	1-10-KC 20	(10:07) (Shotgun) S.Ware up the middle to KC 36 for 16 yards (B.Rambo).
16	2	2-10-KC 40	(:27) (Shotgun) A.Smith pass deep middle to A.Wilson to BUF 44 for 16 yards (S.Gilmore).
15	3	2-6-BUF 15	(11:21) A.Smith pass short middle to T.Kelce for 15 yards, TOUCHDOWN.
14	2	1-10-KC 20	(2:27) (Shotgun) A.Smith pass short left to J.Maclin pushed ob at KC 34 for 14 yards (S.Gilmore).
12	2	1-10-KC 36	(9:32) S.Ware right guard to KC 48 for 12 yards (C.Graham; R.Darby). BUF-R.Darby was injured during the play. His return is

## Touchdown Scoring Information

		Offense	Defense	Special Teams
VISITOR	Buffalo Bills	3	0	0
HOME	Kansas City Chiefs	3	0	0

## Player Scoring Information

Club	Player	TD	Rush TD	Rec TD	KO TD	Punt TD	Int TD	Fum TD	Misc TD	FG	XP	2Pt Rush	2Pt Rec	Sfty	Points
BUF	S.Watkins	0	0	2	0	0	0	0	0	0	0	0	0	0	12
BUF	L.McCoy	0	0	1	0	0	0	0	0	0	0	0	0	0	6
BUF	D.Carpenter	0	0	0	0	0	0	0	0	1	1	0	0	0	4
KC	C.Santos	0	0	0	0	0	0	0	0	3	3	0	0	0	12
KC	S.Ware	0	1	0	0	0	0	0	0	0	0	0	0	0	6
KC	J.Maclin	0	0	1	0	0	0	0	0	0	0	0	0	0	6
KC	T.Kelce	0	0	1	0	0	0	0	0	0	0	0	0	0	6

## Possession Detail

	First Half		Second Half		Game	
	Visitor	Home	Visitor	Home	Visitor	Home
Largest Lead	10	0	0	8	10	8
Drives Leading	5	0	0	4	5	4
Time of Possession Leading	16:34	0:00	0:00	15:24	16:34	15:24
Largest Deficit	0	-10	-8	0	-8	-10
Drives Trailing	0	6	4	1	4	7
Time of Possession Trailing	0:00	10:19	10:51	3:45	10:51	14:04
Times Score Tied Up		0		0		0
Lead Changes		1		1		2

# Playtime Percentage

Percent of playtime per player on offense, defense and special teams

Buffalo Bills										Kansas City Chiefs									
		Offense		Defense		Special Teams						Offense		Defense		Special Teams			
R Incognito	G	72	100%			3	10%	J Reid		T	62	100%				7	24%		
K Urbik	C	72	100%			3	10%	L Duvernay-Tardif		G	62	100%				7	24%		
C Glenn	T	72	100%			3	10%	A Smith		QB	62	100%							
S Henderson	T	72	100%			3	10%	T Kelce		TE	60	97%				7	24%		
T Taylor	QB	72	100%					J Maclin		WR	55	89%							
E Wood	C	72	100%					A Wilson		WR	53	85%				5	17%		
S Watkins	WR	70	97%					S Ware		FB	53	85%							
R Woods	WR	69	96%			5	17%	Z Fulton		G	46	74%				7	24%		
L McCoy	RB	62	86%					J Allen		G	41	66%				5	17%		
C Clay	TE	61	85%					D Stephenson		T	40	65%				7	24%		
C Hogan	WR	31	43%			13	45%	M Morse		C	37	60%				5	17%		
M Mulligan	TE	25	35%			11	38%	J Avant		WR	31	50%				5	17%		
J Felton	FB	14	19%			8	28%	D Harris		TE	23	37%				16	55%		
C Gragg	TE	14	19%			5	17%	E Fisher		T	22	35%				2	7%		
A Dixon	RB	9	12%			19	66%	A Sherman		FB	13	21%				22	76%		
K Williams	RB	5	7%			2	7%	K Davis		RB	9	15%				5	17%		
S Gilmore	CB			62	100%	7	24%	C Conley		WR	8	13%				13	45%		
C Graham	CB			61	98%	10	34%	B Parker		TE	5	8%				3	10%		
P Brown	LB			60	97%	10	34%	E Berry		FS			72	100%		1	3%		
M Dareus	DT			58	94%	7	24%	R Parker		SS			72	100%					
J Hughes	DE			58	94%			D Johnson		LB			72	100%					
R Darby	CB			54	87%	6	21%	S Smith		CB			72	100%					
B Rambo	SS			50	81%	10	34%	T Hali		LB			72	100%					
M Lawson	LB			43	69%	13	45%	M Peters		CB			72	100%					
C Bryant	DT			39	63%	13	45%	D Poe		NT			71	99%	3	10%			
N Bradham	LB			37	60%	7	24%	J Howard		NT			69	96%	3	10%			
N Robey	CB			33	53%	5	17%	F Zombo		LB			59	82%	22	76%			
A Carrington	DE			31	50%	5	17%	J Mauga		LB			50	69%	6	21%			
I Enemkpali	LB			28	45%	3	10%	H Abdullah		FS			32	44%	14	48%			
A Tarpley	LB			26	42%	21	72%	M Devito		DE			32	44%	3	10%			
L McKelvin	CB			18	29%			T Branch		SS			19	26%	19	66%			
S Charles	DT			17	27%	7	24%	J Houston		LB			14	19%					
M Butler	CB			4	6%	9	31%	N Williams		DE			13	18%	2	7%			
R Brooks	CB			1	2%	19	66%	D Moses		LB			1	1%	16	55%			
J Meeks	SS			1	2%	19	66%	D Sorensen		FS					22	76%			
T Steward	LB			1	2%	17	59%	D Alexander		LB					22	76%			
D Williams	FS					19	66%	J Fleming		CB					17	59%			
C Schmidt	P					6	21%	C Santos		K					15	52%			
G Sanborn	LS					6	21%	J Winchester		LS					10	34%			
J Gay	K					5	17%	D Colquitt		P					10	34%			
J Mills	T					3	10%	S Nelson		CB					10	34%			
D Carpenter	K					3	10%	R Nunez-Roches		DE					4	14%			
G Ikard	C					3	10%	F Hammond		WR					3	10%			
								M Cooper		CB					1	3%			



# Week 12

## National Football League Game Summary

NFL Copyright © 2015 by The National Football League. All rights reserved. This summary and play-by-play is for the express purpose of assisting media in their coverage of the game; any other use of this material is prohibited without the written permission of the National Football League. Updated: 11/30/2015

Date: Sunday, 11/29/2015 **Oakland Raiders at Tennessee Titans** Start Time: 12:02 PM Central  
at Nissan Stadium, Nashville, TN

### Game Day Weather

Game Weather: Rain Temp: 56° F (13.3° C) Humidity: 100%, Wind: NE 4 mph  
Played Outdoors on Turf: Grass Outdoor Weather: Rain, Wind Chill: 56

### Officials

Referee: Triplette, Jeff (42) Umpire: Smith, Shawn (14) Head Linesman: Veteri, Tony (36)  
Line Judge: Bergman, Jeff (32) Side Judge: Kemp, Alex (55) Field Judge: Prioleau, Dyrol (109)  
Back Judge: Freeman, Steve (133) Replay Official: Weidner, Paul ()

### Lineups

Oakland Raiders				Tennessee Titans			
Offense		Defense		Offense		Defense	
WR	15 M.Crabtree	DE	96 D.Autry	WR	83 H.Douglas	DE	90 D.Jones
LT	72 D.Penn	DT	90 D.Williams	TE	82 D.Walker	NT	94 S.Hill
LG	66 G.Jackson	NT	78 J.Ellis	LT	77 T.Lewan	DT	99 J.Casey
C	70 T.Bergstrom	DE	97 M.Edwards	LG	60 Q.Spain	OLB	51 D.Bass
RG	76 J.Webb	OLB	52 K.Mack	C	69 A.Gallik	ILB	59 W.Woodyard
RT	77 A.Howard	MLB	50 C.Lofton	RG	70 C.Warmack	ILB	54 A.Williamson
TE	86 L.Smith	OLB	53 M.Smith	RT	76 B.Bell	OLB	98 B.Orakpo
WR	89 A.Cooper	CB	29 D.Amerson	TE	80 A.Fasano	CB	29 P.Cox
QB	4 D.Carr	CB	38 T.Carrie	TE	88 C.Stevens	CB	25 B.Wreh-Wilson
RB	28 L.Murray	S	24 C.Woodson	QB	8 M.Mariota	FS	33 M.Griffin
WR	10 S.Roberts	S	20 N.Allen	RB	26 A.Andrews	CB	24 C.Sensabaugh

### Substitutions

P 7 M.King, K 11 S.Janikowski, WR 13 J.Ross, QB 14 M.McGloin, WR 18 A.Holmes, CB 21 D.McDonald, CB 25 D.Hayden, RB 26 R.Helu, S 27 T.Mays, CB 31 N.Thorpe, S 42 L.Asante, FB 45 M.Reece, FB/RB 49 J.Olawale, LB 51 B.Heeney, LB 54 K.Toomer, LB 56 L.Alexander, LS 59 J.Condo, G/C 68 J.Feliciano, T/G 73 M.McCants, DE 75 S.Harris, TE 81 M.Rivera, TE 88 C.Walford, DT 92 S.McGee, DE 95 B.Mayowa

### Did Not Play

### Substitutions

K 4 R.Succop, P 6 B.Kern, WR 13 K.Wright, WR 16 T.McBride, WR 17 D.Green-Beckham, RB 20 B.Sankey, S 21 D.Searcy, RB 23 D.Cobb, DB 28 M.Huff, DB 38 B.Webb, S 39 D.Stafford, LB 40 Y.Cudjoe-Virgil, FB 45 J.Fowler, LS 48 B.Brinkley, LB 52 S.Johnson, LB 55 Z.Brown, DE 57 J.Staples, T/G 79 J.Meredith, TE 89 P.Supernaw, DE 92 R.Pitoitua, DE 95 A.Blackson, DL 97 K.Klug

### Did Not Play

QB 7 Z.Mettenberger, C 78 J.Looney

### Not Active

RB 22 T.Jones, CB 39 K.McGill, LB 58 N.Ball, C 61 R.Hudson, T/G 69 K.Barnes, WR 80 R.Streater, TE 82 G.Holmes

### Not Active

RB 22 D.McCluster, CB 37 C.Riggs, T 73 J.Poutasi, WR 86 A.Turzilli, OLB 91 D.Morgan, DL 93 M.Martin, DL 96 A.Woods

### Field Goals (made ( ) & missed)

S.Janikowski		(24)					
			1	2	3	4	OT
VISITOR:	Oakland Raiders		7	3	7	7	0
HOME:	Tennessee Titans		6	0	8	7	0

### Scoring Plays

Team	Qtr	Time	Play Description (Extra Point) (Drive Info)	Visitor	Home
Titans	1	5:53	C.Stevens 20 yd. pass from M.Mariota (kick blocked) (5-88, 2:30)	0	6
Raiders	1	1:34	M.Crabtree 7 yd. pass from D.Carr (S.Janikowski kick) (7-77, 4:19)	7	6
Raiders	2	1:01	S.Janikowski 24 yd. Field Goal (16-90, 8:10)	10	6
Raiders	3	10:45	S.Roberts 10 yd. pass from D.Carr (S.Janikowski kick) (8-69, 4:15)	17	6
Titans	3	6:22	H.Douglas 13 yd. pass from M.Mariota (M.Mariota-D.Green-Beckham pass) (9-80, 4:23)	17	14
Titans	4	4:41	J.Fowler 1 yd. pass from M.Mariota (R.Succop kick) (9-42, 4:13)	17	21
Raiders	4	1:21	S.Roberts 12 yd. pass from D.Carr (S.Janikowski kick) (9-90, 3:20)	24	21
Paid Attendance: 58,075				Time: 3:08	

Oakland Raiders vs Tennessee Titans  
11/29/2015 at Nissan Stadium

Final Individual Statistics

Oakland Raiders									Tennessee Titans										
RUSHING				ATT	YDS	AVG	LG	TD	RUSHING				ATT	YDS	AVG	LG	TD		
L.Murray				22	59	2.7	8	0	A.Andrews				11	32	2.9	11	0		
J.Olawale				2	17	8.5	10	0	D.Cobb				3	8	2.7	3	0		
D.Carr				4	5	1.3	5	0	M.Mariota				1	7	7.0	7	0		
R.Helu				2	3	1.5	2	0	J.Fowler				1	1	1.0	1	0		
									K.Wright				2	-4	-2.0	0	0		
Total				30	84	2.8	10	0	Total				18	44	2.4	11	0		
PASSING		ATT	CMP	YDS	SK/YD	TD	LG	IN	RT	PASSING		ATT	CMP	YDS	SK/YD	TD	LG	IN	RT
D.Carr		37	24	330	1/7	3	41	0	120.3	M.Mariota		37	17	218	2/13	3	36	2	69.4
M.McGloin		1	0	0	0/0	0	0	0	39.6										
Total		38	24	330	1/7	3	41	0	117.2	Total		37	17	218	2/13	3	36	2	69.4
PASS RECEIVING		TAR		REC	YDS	AVG	LG	TD		PASS RECEIVING		TAR		REC	YDS	AVG	LG	TD	
A.Cooper		12		7	115	16.4	41	0		D.Walker		8		6	91	15.2	36	0	
S.Roberts		7		6	113	18.8	38	2		H.Douglas		8		3	29	9.7	13	1	
M.Crabtree		8		4	19	4.8	7	1		A.Fasano		2		2	22	11.0	17	0	
M.Rivera		2		2	28	14.0	19	0		K.Wright		7		2	19	9.5	12	0	
L.Murray		3		1	23	23.0	23	0		D.Green-Beckham		5		1	22	22.0	22	0	
C.Walford		2		1	14	14.0	14	0		C.Stevens		2		1	20	20.0	20	1	
A.Holmes		1		1	9	9.0	9	0		A.Andrews		2		1	14	14.0	14	0	
M.Reece		1		1	7	7.0	7	0		J.Fowler		1		1	1	1.0	1	1	
L.Smith		1		1	2	2.0	2	0		D.Cobb		1		0	0	0.0	0	0	
J.Olawale		1		0	0	0.0	0	0											
D.Carr		0		0	0	0.0	0	0											
Total		38		24	330	13.8	41	3		Total		36		17	218	12.8	36	3	
INTERCEPTIONS		NO		YDS	AVG	LG	TD		INTERCEPTIONS		NO		YDS	AVG	LG	TD			
N.Allen		1		5	5.0	5	0												
D.Amerson		1		2	2.0	2	0												
Total		2		7	3.5	5	0		Total		0		0	0	0	0			
PUNTING		NO	YDS	AVG	NET	TB	IN20	LG	PUNTING		NO	YDS	AVG	NET	TB	IN20	LG		
M.King		4	169	42.3	41.0	0	3	59	B.Kern		6	287	47.8	39.7	0	1	60		
Total		4	169	42.3	41.0	0	3	59	Total		6	287	47.8	39.7	0	1	60		
PUNT RETURNS		NO	YDS	AVG	FC	LG	TD		PUNT RETURNS		NO	YDS	AVG	FC	LG	TD			
J.Ross		4	49	12.3	1	20	0		H.Douglas		1	5	5.0	1	5	0			
[DOWNED]		1	0	0.0	0	0	0		[DOWNED]		2	0	0.0	0	0	0			
Total		4	49	12.3	1	20	0		Total		1	5	5.0	1	5	0			
KICKOFF RETURNS		NO	YDS	AVG	FC	LG	TD		KICKOFF RETURNS		NO	YDS	AVG	FC	LG	TD			
J.Ross		4	91	22.8	0	25	0		T.McBride		1	31	31.0	0	31	0			
									[TOUCHBACK]		4	0	0.0	0	0	0			
Total		4	91	22.8	0	25	0		Total		1	31	31.0	0	31	0			

Oakland Raiders													
FUMBLES				FUM	LOST	OWN-REC	YDS	TD	FORCED	OPP-REC	YDS	TD	OUT-BDS
D.Carr				2	1	1	-4	0	0	0	0	0	0
J.Ross				1	1	0	0	0	0	0	0	0	0
Total				3	2	1	-4	0	0	0	0	0	0
Tennessee Titans													
FUMBLES				FUM	LOST	OWN-REC	YDS	TD	FORCED	OPP-REC	YDS	TD	OUT-BDS
T.McBride				0	0	0	0	0	1	0	0	0	0
D.Jones				0	0	0	0	0	0	1	0	0	0
D.Stafford				0	0	0	0	0	0	1	0	0	0
Total				0	0	0	0	0	1	2	0	0	0

**Oakland Raiders vs Tennessee Titans**  
**11/29/2015 at Nissan Stadium**

# Final Team Statistics

	Visitor Raiders	Home Titans
<b>TOTAL FIRST DOWNS</b>	22	19
By Rushing	6	3
By Passing	15	10
By Penalty	1	6
<b>THIRD DOWN EFFICIENCY</b>	8-15-53%	3-12-25%
<b>FOURTH DOWN EFFICIENCY</b>	0-1-0%	0-1-0%
<b>TOTAL NET YARDS</b>	407	249
Total Offensive Plays (inc. times thrown passing)	69	57
Average gain per offensive play	5.9	4.4
<b>NET YARDS RUSHING</b>	84	44
Total Rushing Plays	30	18
Average gain per rushing play	2.8	2.4
Tackles for a loss-number and yards	4-7	2-5
<b>NET YARDS PASSING</b>	323	205
Times thrown - yards lost attempting to pass	1-7	2-13
Gross yards passing	330	218
<b>PASS ATTEMPTS-COMPLETIONS-HAD INTERCEPTED</b>	38-24-0	37-17-2
Avg gain per pass play (inc.# thrown passing)	8.3	5.3
<b>KICKOFFS Number-In End Zone-Touchbacks</b>	5-5-4	4-2-0
<b>PUNTS Number and Average</b>	4-42.3	6-47.8
Had Blocked	0	0
<b>FGs - PATs Had Blocked</b>	0-0	0-1
<b>Net Punting Average</b>	41.0	39.7
<b>TOTAL RETURN YARDAGE (Not Including Kickoffs)</b>	56	5
No. and Yards Punt Returns	4-49	1-5
No. and Yards Kickoff Returns	4-91	1-31
No. and Yards Interception Returns	2-7	0-0
<b>PENALTIES Number and Yards</b>	11-94	4-25
<b>FUMBLES Number and Lost</b>	3-2	0-0
<b>TOUCHDOWNS</b>	3	3
Rushing	0	0
Passing	3	3
<b>EXTRA POINTS Made-Attempts</b>	3-3	2-3
Kicking Made-Attempts	3-3	1-2
Passing Made-Attempts	0-0	1-1
<b>FIELD GOALS Made-Attempts</b>	1-1	0-0
<b>RED ZONE EFFICIENCY</b>	3-4-75%	2-3-67%
<b>GOAL TO GO EFFICIENCY</b>	1-2-50%	1-1-100%
<b>SAFETIES</b>	0	0
<b>FINAL SCORE</b>	24	21
<b>TIME OF POSSESSION</b>	34:55	25:05

# Ball Possession And Drive Chart

## Oakland Raiders

#	Time Recd	Time Lost	Time Poss	How Ball Obtained	Drive Began	# Play	Yds Gain	Yds Pen	Net Yds	1st Down	Last Scrm	How Given Up
1	13:56	12:57	0:59	Punt	OAK 38	3	7	0	7	0	OAK 45	Punt
2	11:19	8:23	2:56	Punt	OAK 39	6	12	5	17	1	TEN 44	Punt
3	5:53	1:34	4:19	Kickoff	OAK 23	7	77	0	77	4	* TEN 7	Touchdown
4	15:00	13:28	1:32	Punt	OAK 39	5	25	0	25	1	TEN 36	Downs
5	9:11	1:01	8:10	Punt	OAK 4	16	94	-4	90	5	* TEN 6	Field Goal
6	0:10	0:00	0:10	Downs	OAK 44	2	2	0	2	0	TEN 47	End of Half
7	15:00	10:45	4:15	Kickoff	OAK 31	8	69	0	69	3	* TEN 10	Touchdown
8	6:22	6:13	0:09	Kickoff		0	0	0	0	0		Fumble
9	4:14	0:30	3:44	Interception	OAK 21	6	13	0	13	1	OAK 34	Punt
10	14:40	12:51	1:49	Punt	OAK 36	3	6	0	6	0	OAK 42	Punt
11	11:43	8:54	2:49	Punt	OAK 23	4	14	5	19	2	OAK 46	Fumble
12	4:41	1:21	3:20	Kickoff	OAK 10	9	85	5	90	5	* TEN 12	Touchdown
13	0:43	0:00	0:43	Interception	OAK 36	1	-1	0	-1	0	OAK 36	End of Game

(344) Average OAK 29

## Tennessee Titans

#	Time Recd	Time Lost	Time Poss	How Ball Obtained	Drive Began	# Play	Yds Gain	Yds Pen	Net Yds	1st Down	Last Scrm	How Given Up
1	15:00	13:56	1:04	Kickoff	TEN 20	3	2	0	2	0	TEN 22	Punt
2	12:57	11:19	1:38	Punt	TEN 8	3	8	0	8	0	TEN 16	Punt
3	8:23	5:53	2:30	Punt	TEN 12	5	73	15	88	4	OAK 20	Touchdown
4	1:34	0:00	1:34	Kickoff	TEN 20	3	6	0	6	0	TEN 26	Punt
5	13:28	9:11	4:17	Downs	TEN 36	7	12	15	27	2	OAK 37	Punt
6	1:01	0:10	0:51	Kickoff	TEN 26	5	31	0	31	1	OAK 43	Downs
7	10:45	6:22	4:23	Kickoff	TEN 20	9	61	19	80	6	* OAK 13	Touchdown
8	6:13	4:14	1:59	Fumble	OAK 18	3	1	-10	-9	0	* OAK 27	Interception
9	0:30	14:40	0:50	Punt	TEN 12	3	1	0	1	0	TEN 13	Punt
10	12:51	11:43	1:08	Punt	TEN 27	3	2	0	2	0	TEN 29	Punt
11	8:54	4:41	4:13	Fumble	OAK 42	9	25	17	42	5	* OAK 1	Touchdown
12	1:21	0:43	0:38	Kickoff	TEN 20	4	27	0	27	1	TEN 47	Interception

(341) Average TEN 28

\* inside opponent's 20

## Time of Possession by Quarter

Visitor	Home	1st	2nd	3rd	4th	OT	Total
Oakland Raiders	Tennessee Titans	8:14	9:52	8:08	8:41		34:55
		6:46	5:08	6:52	6:19		25:05

## Kickoff Drive No.-Start Average

Raiders: 3 - OAK 21

Titans: 5 - TEN 21

**Oakland Raiders vs Tennessee Titans**  
**11/29/2015 at Nissan Stadium**

# Final Defensive Statistics

**Oakland Raiders**

**Regular Defensive Plays**

**Special Teams**

**Misc**

	TKL	AST	COMB	SK	/ YDS	TFL	Q	IN	PD	FF	FR	TKL	AST	FF	FR	BL	TKL	AST	FF	FR
M.Smith	8	2	10	0	0	0	0	0	2	0	0	0	0	0	0	0	0	0	0	0
K.Mack	3	3	6	2	13	2	2	0	0	0	0	0	0	0	0	0	0	0	0	0
T.Carrie	3	0	3	0	0	0	0	0	1	0	0	0	0	0	0	0	0	0	0	0
M.Edwards	2	1	3	0	0	1	0	0	0	0	0	0	0	0	0	0	0	0	0	0
C.Woodson	2	1	3	0	0	0	0	0	0	0	0	0	0	0	0	0	0	0	0	0
J.Ellis	1	2	3	0	0	0	0	0	0	0	0	0	0	0	0	0	0	0	0	0
D.Williams	2	0	2	0	0	1	1	0	0	0	0	0	0	0	0	0	0	0	0	0
D.Amerson	2	0	2	0	0	0	0	1	6	0	0	0	0	0	0	0	0	0	0	0
T.Mays	2	0	2	0	0	0	0	0	1	0	0	1	0	0	0	0	0	0	0	0
C.Lofton	1	1	2	0	0	0	0	0	0	0	0	0	0	0	0	0	0	0	0	0
S.McGee	1	1	2	0	0	0	0	0	0	0	0	0	0	0	0	0	0	0	0	0
B.Heeney	1	0	1	0	0	0	0	0	0	0	0	0	0	0	0	0	0	0	0	0
D.Autry	0	1	1	0	0	0	0	0	1	0	0	0	0	0	0	1	0	0	0	0
N.Allen	0	0	0	0	0	0	0	1	1	0	0	0	0	0	0	0	0	0	0	0
M.Reece	0	0	0	0	0	0	0	0	0	0	0	1	0	0	0	0	0	0	0	0
A.Holmes	0	0	0	0	0	0	0	0	0	0	0	1	0	0	0	0	0	0	0	0
D.Carr	0	0	0	0	0	0	0	0	0	0	0	0	0	0	0	0	0	0	0	1
<b>Total</b>	<b>28</b>	<b>12</b>	<b>40</b>	<b>2</b>	<b>13</b>	<b>4</b>	<b>3</b>	<b>2</b>	<b>12</b>	<b>0</b>	<b>0</b>	<b>3</b>	<b>0</b>	<b>0</b>	<b>0</b>	<b>1</b>	<b>0</b>	<b>0</b>	<b>0</b>	<b>1</b>

**TKL = Tackle AST = Assist COMB = Combined QH=QB Hit IN = Interception PD = Pass Defense FF = Forced Fumble FR = Fumble Recovery**

**Tennessee Titans**

**Regular Defensive Plays**

**Special Teams**

**Misc**

	TKL	AST	COMB	SK	/ YDS	TFL	QH	IN	PD	FF	FR	TKL	AST	FF	FR	BL	TKL	AST	FF	FR
A.Williamson	7	4	11	1	7	1	1	0	0	0	0	0	0	0	0	0	0	0	0	0
M.Griffin	5	3	8	0	0	1	0	0	0	0	0	0	1	0	0	0	0	0	0	0
J.Casey	1	5	6	0	0	0	0	0	0	0	0	0	0	0	0	0	0	0	0	0
P.Cox	4	1	5	0	0	0	0	0	3	0	0	0	0	0	0	0	0	0	0	0
D.Searcy	3	2	5	0	0	0	0	0	0	0	0	0	0	0	0	0	0	0	0	0
W.Woodyard	1	4	5	0	0	0	0	0	0	0	0	0	0	0	0	0	0	0	0	0
B.Wreh-Wilson	4	0	4	0	0	0	0	0	0	0	0	0	0	0	0	0	0	0	0	0
B.Orakpo	2	2	4	0	0	1	0	0	0	0	0	0	0	0	0	0	0	0	0	0
D.Stafford	2	1	3	0	0	0	0	0	1	0	0	0	0	0	1	0	0	0	0	0
S.Hill	1	2	3	0	0	1	0	0	0	0	0	0	0	0	0	0	0	0	0	0
D.Jones	1	0	1	0	0	0	1	0	0	0	1	0	0	0	0	0	0	0	0	0
D.Bass	1	0	1	0	0	0	0	0	1	0	0	0	1	0	0	0	0	0	0	0
A.Blackson	1	0	1	0	0	0	0	0	0	0	0	0	0	0	0	0	0	0	0	0
C.Sensabaugh	1	0	1	0	0	0	0	0	0	0	0	0	0	0	0	0	0	0	0	0
Z.Brown	1	0	1	0	0	1	0	0	0	0	0	0	0	0	0	0	0	0	0	0
K.Klug	0	0	0	0	0	0	1	0	0	0	0	0	0	0	0	0	0	0	0	0
P.Supernaw	0	0	0	0	0	0	0	0	0	0	0	1	2	0	0	0	0	0	0	0
M.Huff	0	0	0	0	0	0	0	0	0	0	0	1	1	0	0	0	0	0	0	0
T.McBride	0	0	0	0	0	0	0	0	0	0	0	1	0	1	0	0	0	0	0	0
B.Brinkley	0	0	0	0	0	0	0	0	0	0	0	1	0	0	0	0	0	0	0	0
J.Staples	0	0	0	0	0	0	0	0	0	0	0	0	2	0	0	0	0	0	0	0
S.Johnson	0	0	0	0	0	0	0	0	0	0	0	0	1	0	0	0	0	0	0	0
K.Wright	0	0	0	0	0	0	0	0	0	0	0	0	0	0	0	0	1	0	0	0
D.Green-Beckham	0	0	0	0	0	0	0	0	0	0	0	0	0	0	0	0	1	0	0	0
<b>Total</b>	<b>35</b>	<b>24</b>	<b>59</b>	<b>1</b>	<b>7</b>	<b>5</b>	<b>3</b>	<b>0</b>	<b>5</b>	<b>0</b>	<b>1</b>	<b>4</b>	<b>8</b>	<b>1</b>	<b>1</b>	<b>0</b>	<b>2</b>	<b>0</b>	<b>0</b>	<b>0</b>



## First Half Summary

	Oakland Raiders	Tennessee Titans
<b>TOTAL FIRST DOWNS</b>	11	7
First Downs Rushing-Passing-by Penalty	2 - 9 - 0	0 - 5 - 2
<b>THIRD DOWN EFFICIENCY</b>	4-8-50%	0-6-0%
<b>TOTAL NET YARDS</b>	217	132
Total Offensive Plays	38	26
<b>NET YARDS RUSHING</b>	37	7
<b>NET YARDS PASSING</b>	180	125
Gross Yards Passing	187	131
Times thrown-yards lost attempting to pass	1-7	1-6
<b>Pass Attempts-Completions-Had Intercepted</b>	23 - 15 - 0	18 - 10 - 0
<b>Punts-Number and Average</b>	2 - 39.5	4 - 45.5
<b>Penalties-Number and Yards</b>	5 - 38	1 - 5
<b>Fumbles-Number and Lost</b>	1 - 0	0 - 0
<b>Red Zone Efficiency</b>	1-2-50%	0-0-0%
<b>Average Drive Start</b>	OAK 31	TEN 20

[illegible]

**11/29/2015 at Nissan Stadium**[illegible]

Play By Play

First Quarter

11/29/2015

OAK wins the coin toss and elects to defer. TEN elects to Receive, and OAK elects to defend the north goal.

S.Janikowski kicks 65 yards from OAK 35 to end zone, Touchback.

Tennessee Titans at 15:00

- 1-10-TEN 20 (15:00) M.Mariota pass incomplete short left to H.Douglas (D.Autry).
- 2-10-TEN 20 (14:54) A.Andrews right tackle to TEN 22 for 2 yards (D.Williams).
- 3-8-TEN 22 (14:14) (Shotgun) M.Mariota pass incomplete deep left to K.Wright.
- 4-8-TEN 22 (14:07) (Punt formation) B.Kern punts 60 yards to OAK 18, Center-B.Brinkley. J.Ross pushed ob at OAK 38 for 20 yards (M.Huff).

Oakland Raiders at 13:56

- 1-10-OAK 38 (13:56) (Shotgun) D.Carr pass short left to A.Cooper to OAK 45 for 7 yards (P.Cox).
- 2-3-OAK 45 (13:18) (Shotgun) D.Carr pass incomplete short left to A.Cooper [D.Jones]. OAK-D.Carr was injured during the play. His return is Questionable.
- 3-3-OAK 45 (13:13) (Shotgun) M.McGloin pass incomplete short middle to C.Walford (D.Stafford).
- 4-3-OAK 45 (13:07) (Punt formation) M.King punts 47 yards to TEN 8, Center-J.Condo, downed by OAK-N.Thorpe.

Tennessee Titans at 12:57

- 1-10-TEN 8 (12:57) A.Andrews right guard to TEN 11 for 3 yards (C.Lofton).
- 2-7-TEN 11 (12:18) (Shotgun) M.Mariota pass short right to A.Fasano to TEN 16 for 5 yards (D.Amerson).
- 3-2-TEN 16 (11:39) (Shotgun) M.Mariota pass incomplete short middle to K.Wright (T.Carrie).
- 4-2-TEN 16 (11:34) (Punt formation) B.Kern punts 58 yards to OAK 26, Center-B.Brinkley. J.Ross to OAK 39 for 13 yards (P.Supernaw).

Oakland Raiders at 11:19

- 1-10-OAK 39 (11:19) L.Murray left guard to OAK 44 for 5 yards (J.Casey).
- 2-5-OAK 44 (10:43) L.Murray left end to OAK 41 for -3 yards (B.Orakpo).
- 3-8-OAK 41 (10:05) (Shotgun) PENALTY on TEN-D.Bass, Neutral Zone Infraction, 5 yards, enforced at OAK 41 - No Play.
- 3-3-OAK 46 (9:48) (Shotgun) D.Carr pass short right to A.Holmes to TEN 45 for 9 yards (B.Wreh-Wilson).
- 1-10-TEN 45 (9:20) L.Murray left guard to TEN 44 for 1 yard (A.Williamson).
- 2-9-TEN 44 (8:42) (Shotgun) D.Carr pass incomplete short left to L.Murray.
- 3-9-TEN 44 (8:38) (Shotgun) D.Carr pass incomplete short middle to L.Murray.
- 4-9-TEN 44 (8:31) (Punt formation) M.King punts 32 yards to TEN 12, Center-J.Condo, fair catch by H.Douglas.

Tennessee Titans at 8:23

- 1-10-TEN 12 (8:23) M.Mariota pass deep left to D.Walker pushed ob at TEN 48 for 36 yards (T.Carrie).
- 1-10-TEN 48 (7:51) M.Mariota pass short right to H.Douglas pushed ob at OAK 41 for 11 yards (T.Carrie).
- 1-10-OAK 41 (7:11) M.Mariota pass short left to D.Walker to OAK 35 for 6 yards (M.Smith).
- 2-4-OAK 35 (6:33) A.Andrews right tackle to OAK 35 for no gain (M.Smith).
- 1-10-OAK 20 (5:58) (Shotgun) M.Mariota pass deep middle to C.Stevens for 20 yards, TOUCHDOWN.
- R.Succop extra point is Blocked (D.Autry), Center-B.Brinkley, Holder-B.Kern. DEFENSIVE TWO-POINT ATTEMPT. D.Autry recovered the blocked kick. ATTEMPT FAILS.
- PENALTY on OAK-T.Carrie, Illegal Forward Pass, 0 yards, enforced between downs.

OAK 0 TEN 6, 5 plays, 88 yards, 1 penalty, 2:30 drive, 9:07 elapsed
---

R.Succop kicks 67 yards from TEN 35 to OAK -2. J.Ross to OAK 23 for 25 yards (P.Supernaw; S.Johnson).

Oakland Raiders at 5:53, (1st play from scrimmage 5:48)

- 1-10-OAK 23 (5:48) (Shotgun) D.Carr pass short right to A.Cooper ran ob at OAK 28 for 5 yards.
- 2-5-OAK 28 (5:16) (Shotgun) D.Carr pass deep middle to S.Roberts to TEN 34 for 38 yards (M.Griffin).
- 1-10-TEN 34 (4:34) (Shotgun) D.Carr sacked at TEN 41 for -7 yards (A.Williamson).
- 2-17-TEN 41 (3:48) (Shotgun) D.Carr pass short right to L.Murray to TEN 18 for 23 yards (B.Wreh-Wilson).
- 1-10-TEN 18 (3:06) L.Murray right guard to TEN 17 for 1 yard (D.Searcy).
- 2-9-TEN 17 (2:22) (Shotgun) J.Olawale left end to TEN 7 for 10 yards (B.Orakpo; M.Griffin).
- 1-7-TEN 7 (1:40) D.Carr pass short right to M.Crabbtree for 7 yards, TOUCHDOWN.
- S.Janikowski extra point is GOOD, Center-J.Condo, Holder-M.King.

OAK 7 TEN 6, 7 plays, 77 yards, 4:19 drive, 13:26 elapsed
---

S.Janikowski kicks 65 yards from OAK 35 to end zone, Touchback.

Tennessee Titans at 1:34

- 1-10-TEN 20 (1:34) D.Cobb left end to TEN 23 for 3 yards (M.Smith).

Oakland Raiders vs Tennessee Titans at Nissan Stadium

2-7-TEN 23 (:52) (Shotgun) D.Cobb up the middle to TEN 26 for 3 yards (S.McGee).

3-4-TEN 26 (:09) (Shotgun) M.Mariota pass incomplete deep left to H.Douglas.

Penalty on TEN-Q.Spain, Offensive Holding, declined.

4-4-TEN 26 (:01) (Punt formation) B.Kern punts 35 yards to OAK 39, Center-B.Brinkley, downed by TEN-S.Johnson.

END OF QUARTER

	Score	Time Poss	First Downs				Efficiencies	
			R	P	X	T	3 Down	4 Down
Oakland Raiders	7	8:14	1	4	0	5	1/3	0/0
Tennessee Titans	6	6:46	0	3	1	4	0/3	0/0

Second Quarter

11/29/2015

Play By Play

Oakland Raiders continued.

Oakland Raiders at 15:00

1-10-OAK 39	(15:00) D.Carr pass deep right to A.Cooper ran ob at TEN 44 for 17 yards.	P6
<u>1-10-TEN 44</u>	(14:27) (Shotgun) D.Carr pass incomplete short right to M.Crabtree.	
2-10-TEN 44	(14:21) (Shotgun) L.Murray right guard to TEN 36 for 8 yards (M.Griffin).	
3-2-TEN 36	(13:39) (Shotgun) D.Carr pass incomplete short left to M.Crabtree (P.Cox).	
4-2-TEN 36	(13:35) (Shotgun) D.Carr FUMBLES (Aborted) at TEN 41, and recovers at TEN 44. D.Carr pass incomplete deep right to A.Cooper.	

Tennessee Titans at 13:28

1-10-TEN 36	(13:28) M.Mariota pass short middle to K.Wright to TEN 48 for 12 yards (S.McGee; M.Smith).	P5
<u>1-10-TEN 48</u>	(12:46) K.Wright left end to TEN 48 for no gain (M.Edwards).	
2-10-TEN 48	(12:10) (Shotgun) M.Mariota pass short right to D.Walker to OAK 47 for 5 yards (M.Smith).	
	Timeout #1 by TEN at 11:25.	
3-5-OAK 47	(11:25) (Shotgun) M.Mariota pass incomplete short right to H.Douglas (D.Amerson).	
4-5-OAK 47	(11:17) (Punt formation) B.Kern punts 35 yards to OAK 12, Center-B.Brinkley, fair catch by J.Ross.	
	<i>PENALTY on OAK-K.Toomer, Roughing the Kicker, 15 yards, enforced at OAK 47 - No Play.</i>	X6
<u>1-10-OAK 32</u>	(11:10) K.Wright left end to OAK 36 for -4 yards (M.Edwards).	
	<i>Penalty on TEN-D.Walker, Offensive Holding, declined.</i>	
	<i>Penalty on TEN-Q.Spain, Offensive Holding, declined.</i>	
2-14-OAK 36	(10:43) (Shotgun) M.Mariota pass short middle to H.Douglas to OAK 31 for 5 yards (M.Smith).	
3-9-OAK 31	(9:58) (Shotgun) M.Mariota sacked at OAK 37 for -6 yards (K.Mack).	
4-15-OAK 37	(9:19) (Punt formation) B.Kern punts 29 yards to OAK 8, Center-B.Brinkley, fair catch by J.Ross.	
	<i>PENALTY on OAK-N.Thorpe, Offensive Holding, 4 yards, enforced at OAK 8.</i>	

Oakland Raiders at 9:11

1-10-OAK 4	(9:11) L.Murray up the middle to OAK 6 for 2 yards (A.Blackson).	
2-8-OAK 6	(8:34) (Shotgun) D.Carr pass short right to M.Crabtree to OAK 10 for 4 yards (M.Griffin).	
3-4-OAK 10	(7:52) (Shotgun) D.Carr pass deep right to A.Cooper to OAK 40 for 30 yards (B.Wreh-Wilson).	P7
<u>1-10-OAK 40</u>	(7:10) L.Murray right tackle to OAK 43 for 3 yards (W.Woodyard; J.Casey).	
2-7-OAK 43	(6:33) D.Carr scrambles right end to OAK 48 for 5 yards (A.Williamson; M.Griffin).	
	Timeout #1 by OAK at 05:49.	
3-2-OAK 48	(5:49) (Shotgun) L.Murray right guard to TEN 46 for 6 yards (D.Bass).	R8
<u>1-10-TEN 46</u>	(5:09) L.Murray up the middle to TEN 47 for -1 yards (M.Griffin).	
2-11-TEN 47	(4:27) (Shotgun) D.Carr pass short right to C.Walford to TEN 33 for 14 yards (M.Griffin).	P9
<u>1-10-TEN 33</u>	(3:43) (Shotgun) D.Carr pass short left to A.Cooper to TEN 22 for 11 yards (P.Cox).	P10
<u>1-10-TEN 22</u>	(3:03) (Shotgun) L.Murray left tackle to TEN 21 for 1 yard (A.Williamson).	
2-9-TEN 21	(2:22) (Shotgun) D.Carr pass short middle to M.Crabtree to TEN 18 for 3 yards (D.Stafford).	
	Timeout #2 by TEN at 02:11.	
3-6-TEN 18	<i>(2:11) (Shotgun) PENALTY on OAK-D.Carr, False Start, 4 yards, enforced at TEN 18 - No Play.</i>	
3-10-TEN 22	(2:11) (Shotgun) D.Carr pass short middle to S.Roberts to TEN 5 for 17 yards (D.Stafford).	P11

Two-Minute Warning

<u>1-5-TEN 5</u>	(2:00) L.Murray right end to TEN 7 for -2 yards (S.Hill).	
	Timeout #3 by TEN at 01:55.	
2-7-TEN 7	(1:54) D.Carr pass incomplete short right to J.Olawale (D.Bass).	
3-7-TEN 7	(1:49) D.Carr scrambles up the middle to TEN 6 for 1 yard (J.Casey; D.Stafford).	
4-6-TEN 6	<b>(1:04) (Field Goal formation) S.Janikowski 24 yard field goal is GOOD, Center-J.Condo, Holder-M.King.</b>	

OAK 10 TEN 6, 16 plays, 90 yards, 8:10 drive, 13:59 elapsed

S.Janikowski kicks 70 yards from OAK 35 to TEN -5. T.McBride to TEN 26 for 31 yards (T.Mays).

Tennessee Titans at 1:01, (1st play from scrimmage 0:55)

1-10-TEN 26	(:55) (Shotgun) M.Mariota pass deep right to D.Green-Beckham to TEN 48 for 22 yards (C.Woodson; M.Smith).	P7
<u>1-10-TEN 48</u>	(:33) (No Huddle, Shotgun) M.Mariota pass short right to D.Walker to OAK 43 for 9 yards (T.Mays).	
2-1-OAK 43	(:18) M.Mariota spiked the ball to stop the clock.	
3-1-OAK 43	(:17) (Shotgun) M.Mariota pass incomplete short middle to K.Wright.	



Oakland Raiders vs Tennessee Titans at Nissan Stadium

4-1-OAK 43 (:13) (Shotgun) M.Mariota pass incomplete short right to D.Walker (T.Mays).

Oakland Raiders at 0:10

1-10-OAK 44 (:10) (Shotgun) D.Carr pass short middle to M.Rivera to TEN 47 for 9 yards (C.Sensabaugh).

Timeout #2 by OAK at 00:02.

2-1-TEN 47 (:02) (Shotgun) D.Carr pass short left to S.Roberts to TEN 42 for 5 yards. Pass back to A.Cooper to OAK 46 for -12 yards. Lateral to D.Carr to OAK 46 for no gain.

END OF QUARTER

	Score	Time Poss	First Downs				Efficiencies	
			R	P	X	T	3 Down	4 Down
Oakland Raiders	10	9:52	1	5	0	6	3/5	0/1
Tennessee Titans	6	5:08	0	2	1	3	0/3	0/1

Third Quarter

11/29/2015

Play By Play

OAK elects to Receive, and TEN elects to defend the South goal.

R.Succop kicks 59 yards from TEN 35 to OAK 6. J.Ross to OAK 31 for 25 yards (J.Staples; D.Bass).

Oakland Raiders at 15:00, (1st play from scrimmage 14:52)

1-10-OAK 31	(14:52) L.Murray left guard to OAK 35 for 4 yards (P.Cox).	
2-6-OAK 35	(14:20) L.Murray right guard to OAK 42 for 7 yards (W.Woodyard).	R12
1-10-OAK 42	(13:41) L.Murray up the middle to OAK 43 for 1 yard (D.Jones).	
2-9-OAK 43	(12:57) L.Murray right end to OAK 47 for 4 yards (A.Williamson).	
3-5-OAK 47	(12:11) (Shotgun) D.Carr pass deep right to A.Cooper pushed ob at TEN 12 for 41 yards (B.Wreh-Wilson).	P13
	<i>Penalty on TEN-B.Wreh-Wilson, Defensive Holding, declined.</i>	
1-10-TEN 12	(11:40) (Shotgun) D.Carr pass incomplete short right to A.Cooper.	
2-10-TEN 12	(11:35) L.Murray left guard to TEN 10 for 2 yards (W.Woodyard; D.Searcy).	
3-8-TEN 10	<b>(10:52) (Shotgun) D.Carr pass short left to S.Roberts for 10 yards, TOUCHDOWN.</b>	P14
	S.Janikowski extra point is GOOD, Center-J.Condo, Holder-M.King.	

OAK 17 TEN 6, 8 plays, 69 yards, 4:15 drive, 4:15 elapsed

S.Janikowski kicks 65 yards from OAK 35 to end zone, Touchback.

Tennessee Titans at 10:45

1-10-TEN 20	(10:45) M.Mariota pass incomplete short right to H.Douglas (D.Amerson).	
2-10-TEN 20	(10:38) (Shotgun) M.Mariota pass incomplete deep right to H.Douglas.	
	<i>PENALTY on OAK-T.Carrie, Defensive Pass Interference, 14 yards, enforced at TEN 20 - No Play.</i>	X8
1-10-TEN 34	(10:34) M.Mariota pass incomplete deep left to K.Wright (D.Amerson).	
2-10-TEN 34	(10:26) A.Andrews right tackle to TEN 39 for 5 yards (K.Mack; J.Ellis).	
3-5-TEN 39	(9:42) (Shotgun) M.Mariota pass incomplete short right to A.Fasano [K.Mack].	
	<i>PENALTY on OAK-T.Carrie, Defensive Holding, 5 yards, enforced at TEN 39 - No Play.</i>	X9
1-10-TEN 44	(9:36) A.Andrews left end pushed ob at OAK 45 for 11 yards (C.Woodson).	R10
1-10-OAK 45	(8:55) M.Mariota scrambles right end pushed ob at OAK 38 for 7 yards (K.Mack).	
2-3-OAK 38	(8:16) A.Andrews right end pushed ob at OAK 33 for 5 yards (D.Amerson).	R11
	Timeout #1 by OAK at 07:48.	
1-10-OAK 33	(7:48) M.Mariota pass deep left to A.Fasano to OAK 16 for 17 yards (C.Woodson).	P12
1-10-OAK 16	(7:09) A.Andrews right end to OAK 13 for 3 yards (M.Smith).	
2-7-OAK 13	<b>(6:27) (Shotgun) M.Mariota pass short left to H.Douglas for 13 yards, TOUCHDOWN.</b>	P13
	<i>Penalty on OAK-N.Thorpe, Defensive Pass Interference, declined.</i>	
	(Pass formation) TWO-POINT CONVERSION ATTEMPT. M.Mariota pass to D.Green-Beckham is complete. ATTEMPT SUCCEEDS.	

OAK 17 TEN 14, 9 plays, 80 yards, 2 penalties, 4:23 drive, 8:38 elapsed

R.Succop kicks 64 yards from TEN 35 to OAK 1. J.Ross to OAK 22 for 21 yards (T.McBride). FUMBLES (T.McBride), RECOVERED by TEN-D.Stafford at OAK 18. D.Stafford to OAK 18 for no gain (M.Reece).

Tennessee Titans at 6:13

1-10-OAK 18	(6:13) (Shotgun) M.Mariota sacked at OAK 25 for -7 yards (K.Mack).	
2-17-OAK 25	(5:30) (Shotgun) M.Mariota pass short middle to D.Walker to OAK 17 for 8 yards (T.Mays).	
3-9-OAK 17	(4:51) (Shotgun) M.Mariota pass short left to D.Walker to OAK 5 for 12 yards (T.Mays).	
	<i>PENALTY on TEN-D.Walker, Offensive Pass Interference, 10 yards, enforced at OAK 17 - No Play.</i>	
3-19-OAK 27	(4:21) (Shotgun) M.Mariota pass short right intended for K.Wright INTERCEPTED by D.Amerson at OAK 19. D.Amerson to OAK 21 for 2 yards (K.Wright).	

Oakland Raiders at 4:14

1-10-OAK 21	(4:14) R.Helu right tackle to OAK 23 for 2 yards (W.Woodyard; A.Williamson).	
2-8-OAK 23	(3:36) (Shotgun) D.Carr pass short left to M.Reece to OAK 30 for 7 yards (B.Orakpo).	
3-1-OAK 30	(2:54) R.Helu up the middle to OAK 31 for 1 yard (J.Casey; S.Hill).	R15
1-10-OAK 31	(2:11) L.Murray left tackle to OAK 32 for 1 yard (P.Cox; A.Williamson).	
2-9-OAK 32	(1:28) L.Murray right guard to OAK 34 for 2 yards (W.Woodyard; J.Casey).	
3-7-OAK 34	(:46) (Shotgun) D.Carr pass incomplete short left to S.Roberts.	
4-7-OAK 34	(:42) (Punt formation) M.King punts 59 yards to TEN 7, Center-J.Condo. H.Douglas to TEN 12 for 5 yards (A.Holmes).	

Tennessee Titans at 0:30

1-10-TEN 12	(:30) (Shotgun) M.Mariota pass incomplete deep right to D.Green-Beckham (D.Amerson).	
-------------	--	--

Oakland Raiders vs Tennessee Titans at Nissan Stadium

2-10-TEN 12	(:23) A.Andrews right tackle to TEN 13 for 1 yard (M.Edwards; K.Mack).							
END OF QUARTER		Time	First Downs				Efficiencies	
	Score	Poss	R	P	X	T	3 Down	4 Down
Oakland Raiders	17	8:08	2	2	0	4	3/4	0/0
Tennessee Titans	14	6:52	2	2	2	6	0/1	0/0

Fourth Quarter

11/29/2015

Play By Play

Tennessee Titans continued.

- 3-9-TEN 13 (15:00) M.Mariota pass incomplete short right to D.Green-Beckham.
- 4-9-TEN 13 (14:53) (Punt formation) B.Kern punts 60 yards to OAK 27, Center-B.Brinkley. J.Ross to OAK 36 for 9 yards (B.Brinkley).

Oakland Raiders at 14:40

- 1-10-OAK 36 (14:40) L.Murray right end to OAK 35 for -1 yards (Z.Brown).
- 2-11-OAK 35 (13:55) (Shotgun) L.Murray right end to OAK 42 for 7 yards (A.Williamson).
- 3-4-OAK 42 (13:08) (Shotgun) D.Carr pass incomplete short left to A.Cooper (P.Cox).
- 4-4-OAK 42 (13:02) (Punt formation) M.King punts 31 yards to TEN 27, Center-J.Condo, downed by OAK-J.Condo.

Tennessee Titans at 12:51

- 1-10-TEN 27 (12:51) D.Cobb left tackle to TEN 29 for 2 yards (J.Ellis; K.Mack).  
Timeout #1 by TEN at 12:09.
- 2-8-TEN 29 (12:09) M.Mariota pass incomplete short right to D.Cobb [D.Williams].
- 3-8-TEN 29 (12:02) (Shotgun) M.Mariota pass incomplete short middle to D.Green-Beckham (D.Amerson).
- 4-8-TEN 29 (11:56) (Punt formation) B.Kern punts 45 yards to OAK 26, Center-B.Brinkley. J.Ross to OAK 33 for 7 yards (J.Staples; M.Huff).  
*PENALTY on OAK-D.Hayden, Offensive Holding, 10 yards, enforced at OAK 33.*

Oakland Raiders at 11:43

- 1-10-OAK 23 (11:43) L.Murray up the middle to OAK 29 for 6 yards (B.Orakpo; A.Williamson).
- 2-4-OAK 29 (11:03) L.Murray left end to OAK 34 for 5 yards (J.Casey; S.Hill). R16
- 1-10-OAK 34 (10:17) L.Murray right guard to OAK 34 for no gain (W.Woodyard).  
*PENALTY on TEN-J.Casey, Defensive Offside, 5 yards, enforced at OAK 34 - No Play.*
- 1-5-OAK 39 (9:47) J.Olawale up the middle to OAK 46 for 7 yards (M.Griffin; D.Searcy). R17
- 1-10-OAK 46 (9:00) D.Carr FUMBLES (Aborted) at OAK 46, RECOVERED by TEN-D.Jones at OAK 42.

Tennessee Titans at 8:54

- 1-10-OAK 42 (8:54) A.Andrews up the middle to OAK 43 for -1 yards (D.Williams).
- 2-11-OAK 43 (8:17) (Shotgun) M.Mariota pass incomplete short left to A.Andrews (M.Smith).
- 3-11-OAK 43 (8:12) (Shotgun) M.Mariota pass short middle to A.Andrews to OAK 29 for 14 yards (M.Smith). P14
- 1-10-OAK 29 (7:33) A.Andrews up the middle to OAK 27 for 2 yards (D.Autry; C.Lofton).
- 2-8-OAK 27 (6:50) (Shotgun) M.Mariota pass short middle to K.Wright to OAK 20 for 7 yards (B.Heeney).
- 3-1-OAK 20 (6:10) J.Fowler up the middle to OAK 19 for 1 yard (M.Smith). TEN-B.Bell was injured during the play. His return is Questionable. R15  
*PENALTY on OAK-K.Mack, Unnecessary Roughness, 10 yards, enforced at OAK 19. X16*
- 1-9-OAK 9 (5:43) A.Andrews left tackle to OAK 8 for 1 yard (J.Ellis).
- 2-8-OAK 8 (4:59) M.Mariota pass incomplete short right to C.Stevens.
- 3-8-OAK 8 (4:51) (Shotgun) M.Mariota pass incomplete short left to H.Douglas.  
*PENALTY on OAK-N.Thorpe, Defensive Pass Interference, 7 yards, enforced at OAK 8 - No Play. X17*
- 1-1-OAK 1 (4:46) M.Mariota pass short right to J.Fowler for 1 yard, TOUCHDOWN. P18  
R.Succop extra point is GOOD, Center-B.Brinkley, Holder-B.Kern.

OAK 17 TEN 21, 9 plays, 42 yards, 2 penalties, 4:13 drive, 10:19 elapsed

R.Succop kicks 69 yards from TEN 35 to OAK -4. J.Ross to OAK 31 for 35 yards (P.Supernaw; M.Griffin).

*PENALTY on OAK-B.Heeney, Illegal Block Above the Waist, 10 yards, enforced at OAK 20.*

Oakland Raiders at 4:41, (1st play from scrimmage 4:34)

- 1-10-OAK 10 (4:34) D.Carr pass short middle to A.Cooper to OAK 26 for 16 yards (P.Cox). P18
- 1-10-OAK 26 (3:54) (Shotgun) D.Carr pass short middle to M.Crabtree to OAK 31 for 5 yards (A.Williamson).
- 2-5-OAK 31 (3:15) (Shotgun) D.Carr pass incomplete deep right to M.Crabtree.
- 3-5-OAK 31 (3:08) (Shotgun) D.Carr pass deep middle to S.Roberts to TEN 38 for 31 yards (D.Searcy). P19
- 1-10-TEN 38 (2:43) (Shotgun) D.Carr pass short right to L.Smith to TEN 36 for 2 yards (A.Williamson).
- 2-8-TEN 36 (2:09) (Shotgun) D.Carr pass incomplete deep left to A.Cooper (P.Cox).
- 3-8-TEN 36 (2:03) (Shotgun) D.Carr pass incomplete short left to M.Crabtree.

Two-Minute Warning

- 4-8-TEN 36 (1:57) (Shotgun) D.Carr pass incomplete deep left to A.Holmes (M.Griffin).  
*PENALTY on TEN-B.Webb, Defensive Holding, 5 yards, enforced at TEN 36 - No Play. X20*

Oakland Raiders vs Tennessee Titans at Nissan Stadium

<u>1-10-TEN 31</u>	(1:50) (Shotgun) D.Carr pass deep right to M.Rivera to TEN 12 for 19 yards (D.Searcy).	P21
<u>1-10-TEN 12</u>	(1:27) (No Huddle, Shotgun) D.Carr pass short left to S.Roberts for 12 yards, TOUCHDOWN [K.Klug]. S.Janikowski extra point is GOOD, Center-J.Condo, Holder-M.King.	P22

OAK 24 TEN 21, 9 plays, 90 yards, 1 penalty, 3:20 drive, 13:39 elapsed

S.Janikowski kicks 65 yards from OAK 35 to end zone, Touchback.

Tennessee Titans at 1:21

1-10-TEN 20	(1:21) (Shotgun) M.Mariota pass incomplete short left to D.Walker (M.Smith).	
2-10-TEN 20	(1:15) (Shotgun) M.Mariota pass incomplete short right to H.Douglas.	
3-10-TEN 20	(1:10) (Shotgun) M.Mariota pass deep middle to D.Walker to TEN 47 for 27 yards (T.Carrie).	P19
<u>1-10-TEN 47</u>	(:50) (No Huddle, Shotgun) M.Mariota pass deep left intended for D.Green-Beckham INTERCEPTED by N.Allen at OAK 31. N.Allen to OAK 36 for 5 yards (D.Green-Beckham).	

Oakland Raiders at 0:43

1-10-OAK 36	(:43) D.Carr kneels to OAK 35 for -1 yards.
-------------	---

END OF QUARTER

	Score	Time Poss	First Downs				Efficiencies	
			R	P	X	T	3 Down	4 Down
Oakland Raiders	24	8:41	2	4	1	7	1/3	0/0
Tennessee Titans	21	6:19	1	3	2	6	3/5	0/0



# Miscellaneous Statistics Report

## Oakland Raiders vs Tennessee Titans

11/29/2015 at Nissan Stadium

### Ten Longest Plays for Oakland Raiders

Yards	Qtr	Play Start	Play Description
41	3	3-5-OAK 47	(12:11) (Shotgun) D.Carr pass deep right to A.Cooper pushed ob at TEN 12 for 41 yards (B.Wreh-Wilson). Penalty on TEN-B.Wreh-Wilson, Defensive Holding, declined.
38	1	2-5-OAK 28	(5:16) (Shotgun) D.Carr pass deep middle to S.Roberts to TEN 34 for 38 yards (M.Griffin).
31	4	3-5-OAK 31	(3:08) (Shotgun) D.Carr pass deep middle to S.Roberts to TEN 38 for 31 yards (D.Searcy).
30	2	3-4-OAK 10	(7:52) (Shotgun) D.Carr pass deep right to A.Cooper to OAK 40 for 30 yards (B.Wreh-Wilson).
23	1	2-17-TEN 41	(3:48) (Shotgun) D.Carr pass short right to L.Murray to TEN 18 for 23 yards (B.Wreh-Wilson).
19	4	1-10-TEN 31	(1:50) (Shotgun) D.Carr pass deep right to M.Rivera to TEN 12 for 19 yards (D.Searcy).
17	2	1-10-OAK 39	(15:00) D.Carr pass deep right to A.Cooper ran ob at TEN 44 for 17 yards.
17	2	3-10-TEN 22	(2:11) (Shotgun) D.Carr pass short middle to S.Roberts to TEN 5 for 17 yards (D.Stafford).
16	4	1-10-OAK 10	(4:34) D.Carr pass short middle to A.Cooper to OAK 26 for 16 yards (P.Cox).
14	2	2-11-TEN 47	(4:27) (Shotgun) D.Carr pass short right to C.Walford to TEN 33 for 14 yards (M.Griffin).

### Ten Longest Plays for Tennessee Titans

Yards	Qtr	Play Start	Play Description
36	1	1-10-TEN 12	(8:23) M.Mariota pass deep left to D.Walker pushed ob at TEN 48 for 36 yards (T.Carrie).
27	4	3-10-TEN 20	(1:10) (Shotgun) M.Mariota pass deep middle to D.Walker to TEN 47 for 27 yards (T.Carrie).
22	2	1-10-TEN 26	(:55) (Shotgun) M.Mariota pass deep right to D.Green-Beckham to TEN 48 for 22 yards (C.Woodson; M.Smith).
20	1	1-10-OAK 20	(5:58) (Shotgun) M.Mariota pass deep middle to C.Stevens for 20 yards, TOUCHDOWN.
17	3	1-10-OAK 33	(7:48) M.Mariota pass deep left to A.Fasano to OAK 16 for 17 yards (C.Woodson).
15	1	2-4-OAK 35	(6:33) A.Andrews right tackle to OAK 35 for no gain (M.Smith).
14	4	3-11-OAK 43	(8:12) (Shotgun) M.Mariota pass short middle to A.Andrews to OAK 29 for 14 yards (M.Smith).
13	3	2-7-OAK 13	(6:27) (Shotgun) M.Mariota pass short left to H.Douglas for 13 yards, TOUCHDOWN.
12	2	1-10-TEN 36	(13:28) M.Mariota pass short middle to K.Wright to TEN 48 for 12 yards (S.McGee; M.Smith).
11	1	1-10-TEN 48	(7:51) M.Mariota pass short right to H.Douglas pushed ob at OAK 41 for 11 yards (T.Carrie).

### Touchdown Scoring Information

		Offense	Defense	Special Teams
VISITOR	Oakland Raiders	3	0	0
HOME	Tennessee Titans	3	0	0

### Player Scoring Information

Club	Player	TD	Rush TD	Rec TD	KO TD	Punt TD	Int TD	Fum TD	Misc TD	FG	XP	2Pt Rush	2Pt Rec	Sfty	Points
OAK	S.Roberts	0	0	2	0	0	0	0	0	0	0	0	0	0	12
OAK	M.Crabtree	0	0	1	0	0	0	0	0	0	0	0	0	0	6
OAK	S.Janikowski	0	0	0	0	0	0	0	0	1	3	0	0	0	6
TEN	H.Douglas	0	0	1	0	0	0	0	0	0	0	0	0	0	6
TEN	C.Stevens	0	0	1	0	0	0	0	0	0	0	0	0	0	6
TEN	J.Fowler	0	0	1	0	0	0	0	0	0	0	0	0	0	6
TEN	D.Green-Beckham	0	0	0	0	0	0	0	0	0	0	0	1	0	2
TEN	R.Succop	0	0	0	0	0	0	0	0	0	1	0	0	0	1

### Possession Detail

	First Half		Second Half		Game	
	Visitor	Home	Visitor	Home	Visitor	Home
Largest Lead	4	6	11	4	11	6
Drives Leading	3	0	6	0	9	0
Time of Possession Leading	9:52	0:00	13:29	0:00	23:21	0:00
Largest Deficit	-6	-4	-4	-11	-6	-11
Drives Trailing	1	3	1	6	2	9
Time of Possession Trailing	4:19	6:42	3:20	13:11	7:39	19:53
Times Score Tied Up		0		0		0
Lead Changes		2		2		4

# Playtime Percentage

Percent of playtime per player on offense, defense and special teams

Oakland Raiders						Tennessee Titans					
		Offense	Defense	Special Teams				Offense	Defense	Special Teams	
D Penn	T	71	100%	4	15%	C Warmack	G	62	100%	2	8%
J Webb	G	71	100%	4	15%	Q Spain	G	62	100%	2	8%
A Howard	T	71	100%	4	15%	A Gallik	C	62	100%		
T Bergstrom	C	71	100%	4	15%	T Lewan	T	62	100%		
G Jackson	G	71	100%	4	15%	M Mariota	QB	62	100%		
D Carr	QB	70	99%			B Bell	G	61	98%	2	8%
A Cooper	WR	66	93%			H Douglas	WR	60	97%	4	15%
L Murray	RB	52	73%			D Walker	TE	50	81%		
M Crabtree	WR	49	69%			A Andrews	RB	48	77%	5	19%
L Smith	TE	41	58%	4	15%	D Green-Beckham	WR	39	63%		
C Walford	TE	41	58%			K Wright	WR	34	55%		
S Roberts	WR	32	45%			A Fasano	TE	31	50%		
M Rivera	TE	24	34%	12	46%	C Stevens	TE	26	42%	2	8%
A Holmes	WR	20	28%	14	54%	D Cobb	RB	12	19%		
M Reece	FB	16	23%	4	15%	J Fowler	FB	8	13%	16	62%
J Olawale	FB	12	17%	19	73%	P Supernaw	TE	1	2%	18	69%
R Helu	RB	2	3%	7	27%	J Meredith	T	1	2%	2	8%
M McGloin	QB	1	1%			B Sankey	RB	1	2%		
M Smith	LB		62 100%			A Williamson	LB		71 100%	4	15%
T Carrie	CB		61 98%	1	4%	P Cox	CB		71 100%	1	4%
C Woodson	FS		61 98%			C Sensabaugh	CB		70 99%	10	38%
D Amerson	CB		59 95%			M Griffin	FS		70 99%	5	19%
K Mack	DE		58 94%	3	12%	B Orakpo	LB		70 99%	5	19%
M Edwards	DE		55 89%	3	12%	D Bass	LB		67 94%	12	46%
N Allen	SS		52 84%	3	12%	D Searcy	SS		67 94%	4	15%
D Autry	DT		46 74%	3	12%	J Casey	DT		57 80%	3	12%
B Mayowa	DE		35 56%	9	35%	D Jones	DE		46 65%	6	23%
N Thorpe	CB		32 52%	18	69%	S Hill	NT		35 49%	4	15%
D Williams	DT		32 52%	3	12%	W Woodyard	LB		34 48%	11	42%
C Lofton	LB		31 50%	3	12%	B Wreh-Wilson	CB		30 42%	20	77%
J Ellis	NT		29 47%			D Stafford	SS		26 37%	19	73%
T Mays	FS		22 35%	14	54%	K Klug	DT		26 37%	9	35%
S McGee	NT		16 26%	3	12%	A Blackson	DE		14 20%	4	15%
S Harris	DE		12 19%	6	23%	Z Brown	LB		10 14%	5	19%
B Heeney	LB		11 18%	13	50%	R Pitoitua	DE		6 8%		
D Hayden	CB		5 8%	6	23%	B Webb	CB		5 7%	5	19%
L Asante	FS		3 5%	22	85%	Y Cudjoe-Virgil	LB		5 7%	2	8%
L Alexander	LB			22	85%	S Johnson	LB		1 1%	20	77%
K Toomer	LB			18	69%	M Huff	FS			24	92%
J Ross	WR			11	42%	J Staples	LB			20	77%
D McDonald	CB			11	42%	T McBride	WR			16	62%
S Janikowski	K			9	35%	B Brinkley	LS			9	35%
J Condo	LS			8	31%	B Kern	P			9	35%
M King	P			8	31%	R Succop	K			6	23%
M McCants	T			4	15%						

A red-tinted photograph of the Kansas City skyline and Arrowhead Stadium. The skyline is visible in the background, and the stadium is in the foreground, filled with spectators. The text "KANSAS CITY" is in yellow, and "CHIEFS" is in large white letters with a red outline.

# KANSAS CITY **CHIEFS**

*Player Statistics*

**THIS IS CHIEFS KINGDOM**



2	Dustin Colquitt	P	6-3	210	33	11	Tennessee	D3-05
---	-----------------	---	-----	-----	----	----	-----------	-------

#### DUSTIN COLQUITT'S NFL REGULAR SEASON PUNTING STATISTICS

SEASON	TEAM	GP	NO.	YDS.	AVG.	OPP.		NET		TB	IN20	LG	BK
						RET.	YDS.	YDS.	AVG.				
2005	Chiefs	16	65	2,564	39.4	23	179	2,285	35.2	5	27	62	0
2006	Chiefs	16	71	3,145	44.3	32	254	2,791	39.3	5	23	72	0
2007	Chiefs	16	95	4,322	45.5	50	387	3,755	39.1	9	27	81	1
2008	Chiefs	14	70	3,110	44.4	28	209	2,741	39.2	8	27	73	0
2009	Chiefs	16	96	4,361	45.4	40	285	3,956	40.8	6	41	70	1
2010	Chiefs	16	88	3,908	44.4	42	361	3,347	37.6	10	33	72	1
2011	Chiefs	16	89	4,084	45.9	36	411	3,573	40.1	5	27	68	0
2012	Chiefs	16	83	3,887	46.8	27	362	3,385	40.8	7	45	71	0
2013	Chiefs	16	87	4,005	46.0	38	246	3,539	40.2	11	35	65	1
2014	Chiefs	16	71	3,164	44.6	29	190	2,874	40.5	5	31	69	0
2015*	Chiefs	11	51	2,335	45.8	19	105	2,170	42.5	3	25	62	0
NFL TOTALS		169	866	38,885	44.9	364	2,989	34,416	39.6	74	341	81	4

#### 2015 GAME-BY-GAME REGULAR SEASON STATISTICS (KANSAS CITY CHIEFS)

SEASON	OPPONENT		NO.	YDS.	AVG.	OPP		NET		TB	IN20	LG	BK	W/L	SCORE
						RET.	YDS.	YDS.	AVG						
09/13*	at Texans	P	7	307	43.9	4	14	253	36.1	2	4	56	0	W	27-20
09/17*	BRONCOS	P	4	210	52.5	0	0	210	52.5	0	1	58	0	L	24-31
09/28*	at Packers	P	6	301	50.2	4	30	271	45.2	0	2	61	0	L	28-38
10/04*	at Bengals	P	1	62	62.0	1	7	55	55.0	0	0	62	0	L	21-36
10/11*	BEARS	P	7	331	47.3	3	20	291	41.6	1	4	55	0	L	17-18
10/18*	at Vikings	P	6	250	41.7	2	14	236	39.3	0	3	55	0	L	10-16

10/25*	STEELERS	P	3	164	54.7	1	2	162	54.0	0	0	57	0	W	23-13
11/01*	LIONS	P	4	164	41.0	1	2	162	40.5	0	3	46	0	W	45-10
11/15*	at Broncos	P	5	226	45.2	1	11	215	43.0	0	4	59	0	W	29-13
11/22*	at Chargers	P	5	203	40.6	1	0	203	40.6	0	4	43	0	W	33-3
11/29*	BILLS	P	3	117	39.0	1	5	112	37.3	0	0	41	0	W	30-22
<b>2015 TOTALS</b>		<b>11</b>	<b>51</b>	<b>2,335</b>	<b>45.8</b>	<b>19</b>	<b>105</b>	<b>2,170</b>	<b>42.5</b>	<b>3</b>	<b>25</b>	<b>62</b>	<b>0</b>	<b>6-5</b>	

5	Cairo Santos	K	5-8	160	24	2	Tulane	CFA-14
---	--------------	---	-----	-----	----	---	--------	--------

#### CAIRO SANTOS' NFL REGULAR SEASON STATISTICS

SEASON	TEAM	GP	FGM	FGA	PCT.	LG	XP	XPA	PCT.	BLK	PTS
2014	Chiefs	16	25	30	83.3	53	38	38	100.0	0	113
2015*	Chiefs	11	26	32	81.3	51	27	28	96.4	1	105
<b>NFL TOTALS</b>		<b>27</b>	<b>51</b>	<b>62</b>	<b>82.3</b>	<b>53</b>	<b>65</b>	<b>66</b>	<b>98.5</b>	<b>1</b>	<b>218</b>

#### REGULAR SEASON FIELD-GOAL ACCURACY

SEASON	TEAM	1-19	PCT.	20-29	PCT.	30-39	PCT.	40-49	PCT.	50+	PCT.
2014	Chiefs	1-1	100.0	10-10	100.0	6-7	85.7	7-10	70.0	1-2	50.0
2015*	Chiefs	0-0	0.0	7-8	87.5	9-9	100.0	7-8	87.5	3-7	42.9
<b>NFL TOTALS</b>		<b>1-1</b>	<b>100.0</b>	<b>17-18</b>	<b>94.4</b>	<b>15-16</b>	<b>93.8</b>	<b>14-18</b>	<b>77.8</b>	<b>4-9</b>	<b>44.4</b>

#### 2015 GAME-BY-GAME REGULAR SEASON STATISTICS (KANSAS CITY CHIEFS)

SEASON	OPPONENT	P	FIELD GOALS				EXTRA POINTS				PTS	W/L	SCORE
			FGM	FGA	PCT	LG	XP	XPA	PCT	BLK			
09/13*	at Texans	P	2	3	66.7	48	3	3	100.0	0	9	W	27-20
09/17*	BRONCOS	P	1	1	100.0	35	3	3	100.0	0	6	L	24-31
09/28*	at Packers	P	0	0	0.0	0	2	2	100.0	0	2	L	28-38





2015 TOTALS

0-00000.00000/00.00006-5

10

Chase Daniel

QB

6-0

225

29

7

Missouri

UFA-13

SEASON	TEAM	GP	GS	ATT.	CMP.	PCT.	YDS			INT.	LG	SK	YDS	
							YDS	ATT.	TD				LST	RATE
2009	Saints	0	0	0	0	0.0	0	0.0	0	0	0	0	0	0.0
2010	Saints	13	0	3	2	66.7	16	5.3	0	0	9	1	10	79.9
2011	Saints	16	0	5	4	80.0	29	5.8	0	0	14	0	0	90.8
2012	Saints	16	0	1	1	100.0	10	10.0	0	0	10	0	0	108.3
2013	Chiefs	5	1	38	25	65.8	248	6.5	1	1	48	2	11	81.9
2014	Chiefs	3	1	28	16	57.1	157	5.6	0	0	30	4	17	73.1
2015*	Chiefs	1	0	2	2	100.0	4	2.0	0	0	6	0	0	79.2
CAREER TOTALS		54	2	77	50	64.9	464	6.0	1	1	48	7	38	80.2

CHASE DANIEL'S NFL REGULAR SEASON RUSHING STATISTICS

SEASON	TEAM	NO.	YDS.	AVG.	LG	TD
2009	Saints	0	0	0.0	0	0
2010	Saints	2	16	8.0	16	0
2011	Saints	3	-3	-1.0	0	0
2012	Saints	3	17	5.7	19	0
2013	Chiefs	14	52	3.7	29	0
2014	Chiefs	4	15	3.8	9	0
2015*	Chiefs	0	0	0.0	0	0
CAREER TOTALS		26	97	3.7	29	0

2015 GAME-BY-GAME REGULAR SEASON STATISTICS (KANSAS CITY CHIEFS)

SEASON	OPPONENT	PASSING								RUSHING						W/L
		P/S	ATT	CMP	YDS	PCT	TD	INT	LG	SK/YD	RATE	ATT	YDS	LG	TD	
09/13*	at Texans	DID NOT PLAY														W
09/17*	BRONCOS	DID NOT PLAY														L
09/28*	at Packers	DID NOT PLAY														L
10/04*	at Bengals	DID NOT PLAY														L
10/11*	BEARS	DID NOT PLAY														L
10/18*	at Vikings	DID NOT PLAY														L
10/25*	STEELERS	DID NOT PLAY														W
11/01*	LIONS	P	2	2	4	100.0	0	0	6	0/0	79.2	0	0	0	0	W
11/15*	at Broncos	DID NOT PLAY														W
11/22*	at Chargers	DID NOT PLAY														W
11/29*	BILLS	DID NOT PLAY														W
2015 TOTALS		1-0	2	2	4	100.0	0	0	6	0/0	79.2	0	0	0	0	6-5

11
Alex Smith
QB
6-4
217
31
11
Utah
T (SF)-13

ALEX SMITH'S NFL REGULAR SEASON PASSING STATISTICS

SEASON	TEAM	GP	GS	ATT.	CMP.	PCT.	YDS				INT.	LG	YDS	
							YDS	ATT.	TD				LST	RATE
2005	49ers	9	7	165	84	50.9	875	5.3	1	11	47	29	185	40.8
2006	49ers	16	16	442	257	58.1	2,890	6.5	16	16	75	35	202	74.8
2007	49ers	7	7	193	94	48.7	914	4.7	2	4	45	17	121	57.2
2008	49ers	0	0	0	0	0.0	0	0.0	0	0	0	0	0	0.0
2009	49ers	11	10	372	225	60.5	2,350	6.3	18	12	73t	22	134	81.5
2010	49ers	11	10	342	204	59.6	2,370	6.9	14	10	62t	25	140	82.1
2011	49ers	16	16	445	273	61.3	3,144	7.1	17	5	56t	44	263	90.7

2012	49ers	10	9	218	153	70.2	1,737	8.0	13	5	55	24	137	104.1
2013	Chiefs	15	15	508	308	60.6	3,313	6.5	23	7	71t	39	210	89.1
2014	Chiefs	15	15	464	303	65.3	3,265	7.0	18	6	70t	45	229	93.4
2015*	Chiefs	11	11	354	226	63.8	2,681	7.6	12	3	80t	34	185	94.6
<b>CAREER TOTALS</b>		<b>121</b>	<b>116</b>	<b>3,503</b>	<b>2,127</b>	<b>60.7</b>	<b>23,539</b>	<b>6.7</b>	<b>134</b>	<b>79</b>	<b>80t</b>	<b>314</b>	<b>1,806</b>	<b>84.0</b>

ALEX SMITH'S NFL REGULAR SEASON RUSHING STATISTICS

SEASON	TEAM	NO.	YDS.	AVG.	LG	TD
2005	49ers	30	103	3.4	19	0
2006	49ers	44	147	3.3	22	2
2007	49ers	13	89	6.8	25	0
2008	49ers	0	0	0.0	0	0
2009	49ers	24	51	2.1	11	0
2010	49ers	18	60	3.3	12	0
2011	49ers	52	179	3.4	14	2
2012	49ers	31	132	4.3	24	0
2013	Chiefs	76	431	5.7	26	1
2014	Chiefs	49	254	5.2	25	1
2015*	Chiefs	55	303	5.5	49	1
<b>CAREER TOTALS</b>		<b>392</b>	<b>1,749</b>	<b>4.5</b>	<b>49</b>	<b>7</b>

2015 GAME-BY-GAME REGULAR SEASON STATISTICS (KANSAS CITY CHIEFS)

SEASON	OPPONENT	PASSING								RUSHING						
		P/S	ATT	CMP	YDS	PCT	TD	INT	LG	SK/YD	RATE	ATT	YDS	LG	TD	W/L
09/13*	at Texans	S	33	22	243	66.7	3	0	42t	2/10	118.6	9	15	5	0	W
09/17*	BRONCOS	S	25	16	191	64.0	0	2	30	4/21	53.9	3	15	11	0	L

09/28*	at Packers	S	40	24	290	60.0	1	1	61	7/39	80.2	6	33	19	0	L
10/04*	at Bengals	S	45	31	386	68.9	0	0	44	5/38	95.2	5	25	10	0	L
10/11*	BEARS	S	30	16	181	53.3	1	0	26	3/11	82.8	3	21	8	0	L
10/18*	at Vikings	S	37	22	282	59.5	1	0	42t	2/11	92.4	2	10	7	0	L
10/25*	STEELERS	S	32	21	251	65.6	1	0	40	2/12	99.9	3	5	7	0	W
11/01*	LIONS	S	26	18	145	69.2	2	0	23	3/15	108.7	5	78	49	1	W
11/15*	at Broncos	S	31	17	204	54.8	1	0	80t	2/7	86.0	6	33	17	0	W
11/22*	at Chargers	S	25	20	253	80.0	0	0	47	3/21	108.8	7	33	10	0	W
11/29*	BILLS	S	30	19	255	63.3	2	0	41t	1/0	112.5	6	35	11	0	W
<b>2015 TOTALS</b>		<b>11-11</b>	<b>354</b>	<b>226</b>	<b>2,681</b>	<b>63.8</b>	<b>12</b>	<b>3</b>	<b>80t</b>	<b>34/185</b>	<b>94.6</b>	<b>55</b>	<b>303</b>	<b>49</b>	<b>1</b>	<b>6-5</b>

12	Albert Wilson	WR	5-9	200	23	2	Georgia State	CFA-14
----	---------------	----	-----	-----	----	---	---------------	--------

#### ALBERT WILSON'S NFL REGULAR SEASON RUSHING STATISTICS

SEASON	TEAM	GP	GS	RUSHING					RECEIVING				
				NO.	YDS.	AVG.	LG	TD	NO.	YDS	AVG	LG	TD
2014	Chiefs	12	2	0	0	0.0	0	0	16	260	16.3	48	0
2015*	Chiefs	9	7	1	8	8.0	8	0	20	262	13.1	42t	1
<b>NFL TOTALS</b>		<b>21</b>	<b>9</b>	<b>1</b>	<b>8</b>	<b>8.0</b>	<b>8</b>	<b>0</b>	<b>36</b>	<b>522</b>	<b>14.5</b>	<b>48</b>	<b>1</b>

#### ALBERT WILSON'S NFL REGULAR SEASON RETURN STATISTICS

SEASON	TEAM	KICKOFF RETURNS							PUNT RETURNS			
		RET.	YDS.	AVG.	LG	TD	NO.	FC	YDS	AVG	LG	TD
2014	Chiefs	1	21	21.0	21	0	0	0	0	0.0	0	0
2015*	Chiefs	0	0	0.0	0	0	0	0	0	0.0	0	0
<b>NFL TOTALS</b>		<b>1</b>	<b>21</b>	<b>21.0</b>	<b>21</b>	<b>0</b>	<b>0</b>	<b>0</b>	<b>0</b>	<b>0.0</b>	<b>0</b>	<b>0</b>



2015 GAME-BY-GAME REGULAR SEASON STATISTICS (KANSAS CITY CHIEFS)

SEASON	OPPONENT	P/S	NO	RECEIVING			ATT	RUSHING			W/L	SCORE
				YDS	LG	TD		YDS	LG	TD		
09/13*	at Texans	S	3	25	13	0	0	0	0	0	W	27-20
09/17*	BRONCOS	S	0	0	0	0	0	0	0	0	L	24-31
09/28*	at Packers	P	0	0	0	0	0	0	0	0	L	28-38
10/04*	at Bengals	NOT ACTIVE									L	21-36
10/11*	BEARS	NOT ACTIVE									L	17-18
10/18*	at Vikings	P	3	57	42t	1	0	0	0	0	L	10-16
10/25*	STEELERS	S	3	71	40	0	0	0	0	0	W	23-13
11/01*	LIONS	S	3	12	6	0	0	0	0	0	W	45-10
11/15*	at Broncos	S	1	16	16	0	0	0	0	0	W	29-13
11/22*	at Chargers	S	4	56	27	0	0	0	0	0	W	33-3
11/29*	BILLS	S	3	25	16	0	1	8	8	0	W	30-22
2015 TOTALS		9-7	20	262	42t	1	1	8	8	0	6-5	

13	De'Anthony Thomas	WR	5-8	176	22	2	Oregon	D4-14
----	-------------------	----	-----	-----	----	---	--------	-------

DE'ANTHONY THOMAS' NFL REGULAR SEASON RUSHING STATISTICS

SEASON	TEAM	GP	GS	RUSHING					RECEIVING				
				NO.	YDS.	AVG.	LG	TD	NO.	YDS	AVG	LG	TD
2014	Chiefs	12	3	14	113	8.1	26	1	23	156	6.8	30	0
2015*	Chiefs	10	1	9	34	3.8	13	1	17	140	8.2	36	1
NFL TOTALS		22	4	23	147	6.4	26	2	40	296	7.4	36	1

DE'ANTHONY THOMAS'S NFL REGULAR SEASON RETURN STATISTICS

KICKOFF RETURNS

PUNT RETURNS

SEASON	TEAM	RET.	YDS.	AVG.	LG	TD	NO.	FC	YDS	AVG	LG	TD
2014	Chiefs	14	428	30.6	78	0	34	0	405	11.9	81t	1
2015*	Chiefs	6	138	23.0	30	0	29	2	227	7.8	37	0
<b>NFL TOTALS</b>		<b>20</b>	<b>566</b>	<b>28.3</b>	<b>78</b>	<b>0</b>	<b>63</b>	<b>2</b>	<b>632</b>	<b>10.0</b>	<b>81t</b>	<b>1</b>

#### 2015 GAME-BY-GAME REGULAR SEASON STATISTICS (KANSAS CITY CHIEFS)

SEASON	OPPONENT	P/S	RECEIVING				RUSHING				W/L	SCORE
			NO	YDS	LG	TD	ATT	YDS	LG	TD		
09/13*	at Texans	P	1	2	2	0	1	9	9	0	W	27-20
09/17*	BRONCOS	P	2	20	12	0	0	0	0	0	L	24-31
09/28*	at Packers	P	2	12	9	0	1	-7	-7	0	L	28-38
10/04*	at Bengals	P	1	11	11	0	2	-4	4	0	L	21-36
10/11*	BEARS	S	2	24	19t	1	1	5	5	0	L	17-18
10/18*	at Vikings	P	0	0	0	0	1	1	1	0	L	10-16
10/25*	STEELERS	P	2	12	7	0	1	13	13	0	W	23-13
11/01*	LIONS	P	3	22	23	0	1	10	10t	1	W	45-10
11/15*	at Broncos	P	4	37	36	0	0	0	0	0	W	29-13
11/22*	at Chargers	P	0	0	0	0	1	7	7	0	W	33-3
11/29*	BILLS	NOT ACTIVE									W	30-22
<b>2015 TOTALS</b>		<b>10-1</b>	<b>17</b>	<b>140</b>	<b>36</b>	<b>1</b>	<b>9</b>	<b>34</b>	<b>13</b>	<b>1</b>	<b>6-5</b>	

17	Chris Conley	WR	6-3	205	23	R	Georgia	D3a-15
----	--------------	----	-----	-----	----	---	---------	--------

#### CHRIS CONLEY'S NFL REGULAR SEASON RUSHING STATISTICS

SEASON	TEAM	GP	GS	RUSHING					RECEIVING				
				NO.	YDS.	AVG.	LG	TD	NO.	YDS	AVG	LG	TD
2015*	Chiefs	11	3	0	0	0.0	0	0	15	177	11.8	44	1

NFL TOTALS	11	3	0	0	0.0	0	0	15	177	11.8	44	1
------------	----	---	---	---	-----	---	---	----	-----	------	----	---

#### 2015 GAME-BY-GAME REGULAR SEASON STATISTICS (KANSAS CITY CHIEFS)

SEASON	OPPONENT	P/S	RECEIVING				RUSHING				W/L	SCORE
			NO	YDS	LG	TD	ATT	YDS	LG	TD		
09/13*	at Texans	P	0	0	0	0	0	0	0	0	W	27-20
09/17*	BRONCOS	P	0	0	0	0	0	0	0	0	L	24-31
09/28*	at Packers	P	1	16	16	0	0	0	0	0	L	28-38
10/04*	at Bengals	S	2	53	44	0	0	0	0	0	L	21-36
10/11*	BEARS	S	1	6	6	0	0	0	0	0	L	17-18
10/18*	at Vikings	P	3	16	8	0	0	0	0	0	L	10-16
10/25*	STEELERS	S	6	63	25	1	0	0	0	0	W	23-13
11/01*	LIONS	P	1	6	6	0	0	0	0	0	W	45-10
11/15*	at Broncos	P	0	0	0	0	0	0	0	0	W	29-13
11/22*	at Chargers	P	1	17	17	0	0	0	0	0	W	33-3
11/29*	BILLS	P	0	0	0	0	0	0	0	0	W	30-22
<b>2015 TOTALS</b>		<b>11-3</b>	<b>15</b>	<b>177</b>	<b>44</b>	<b>1</b>	<b>0</b>	<b>0</b>	<b>0</b>	<b>0</b>	<b>6-5</b>	

19	Jeremy Maclin	WR	6-0	198	27	7	Missouri	UFA-15
----	---------------	----	-----	-----	----	---	----------	--------

#### JEREMY MACLIN'S NFL REGULAR SEASON RUSHING STATISTICS

SEASON	TEAM	GP	GS	RUSHING					RECEIVING				
				NO.	YDS.	AVG.	LG	TD	NO.	YDS	AVG	LG	TD
2009	Eagles	15	13	2	-7	-3.5	-1	0	56	773	13.8	56	4
2010	Eagles	16	16	3	36	12.0	14	0	70	964	13.8	83t	10
2011	Eagles	13	13	1	1	1.0	1	0	63	859	13.6	59	5
2012	Eagles	15	15	0	0	0.0	0	0	69	857	12.4	70t	7

2014	Eagles	16	16	0	0	0.0	0	0	85	1,318	15.5	72	10
2015*	Chiefs	10	10	1	-2	-2.0	-2	0	57	772	13.5	61	3
<b>NFL TOTALS</b>		<b>85</b>	<b>83</b>	<b>7</b>	<b>28</b>	<b>4.0</b>	<b>14</b>	<b>0</b>	<b>400</b>	<b>5,543</b>	<b>13.9</b>	<b>83t</b>	<b>39</b>

#### JEREMY MACLIN'S NFL REGULAR SEASON RETURN STATISTICS

SEASON	TEAM	KICKOFF RETURNS							PUNT RETURNS			
		RET.	YDS.	AVG.	LG	TD	NO.	FC	YDS	AVG	LG	TD
2009	Eagles	7	124	17.7	28	0	6	4	30	5.0	27	0
2010	Eagles	1	22	22.0	22	0	3	5	17	5.7	9	0
2011	Eagles	0	0	0.0	0	0	4	3	29	7.3	11	0
2012	Eagles	0	0	0.0	0	0	0	0	0	0.0	0	0
2014	Eagles	0	0	0.0	0	0	2	4	25	12.5	18	0
2015*	Chiefs	0	0	0.0	0	0	2	4	13	6.5	11	0
<b>NFL TOTALS</b>		<b>8</b>	<b>146</b>	<b>18.3</b>	<b>28</b>	<b>0</b>	<b>17</b>	<b>20</b>	<b>114</b>	<b>6.7</b>	<b>27</b>	<b>0</b>

#### 2015 GAME-BY-GAME REGULAR SEASON STATISTICS (KANSAS CITY CHIEFS)

SEASON	OPPONENT	P/S	RECEIVING					RUSHING			W/L	SCORE
			NO	YDS	LG	TD	ATT	YDS	LG	TD		
09/13*	at Texans	S	5	52	20	0	0	0	0	0	W	27-20
09/17*	BRONCOS	S	4	57	30	0	1	-2	-2	0	L	24-31
09/28*	at Packers	S	8	141	61	1	0	0	0	0	L	28-38
10/04*	at Bengals	S	11	148	44	0	0	0	0	0	L	21-36
10/11*	BEARS	S	8	85	23	0	0	0	0	0	L	17-18
10/18*	at Vikings	S	3	48	39	0	0	0	0	0	L	10-16
10/25*	STEELERS	NOT ACTIVE									W	23-13
11/01*	LIONS	S	3	35	17t	1	0	0	0	0	W	45-10

11/15*	at Broncos	S	3	17	9	0	0	0	0	0	W	29-13
11/22*	at Chargers	S	3	29	10	0	0	0	0	0	W	33-3
11/29*	BILLS	S	9	160	41t	1	0	0	0	0	W	30-22
<b>2015 TOTALS</b>			<b>10-10</b>	<b>57</b>	<b>772</b>	<b>61</b>	<b>3</b>	<b>1</b>	<b>-2</b>	<b>-2</b>	<b>0</b>	<b>6-5</b>

20	Steven Nelson	CB	5-11	194	22	R	Oregon State	D3b-15
----	---------------	----	------	-----	----	---	--------------	--------

#### STEVEN NELSON'S NFL REGULAR SEASON STATISTICS

		TACKLES										INTERCEPTIONS					O. FUMB			ST		MISC	
SEASON	TEAM	GP	GS	TK	S	A	TFL	YDS	SK	YDS	QBH	NO	YDS	LG	TD	PD	FF	FR	YDS	S	A	S	A
2015*	Chiefs	7	0	1	1	0	0	0	0.0	0.0	0	0	0	0	0	0	0	0	0	4	0	0	0
NFL TOTALS		7	0	1	1	0	0.0	0.0	0.0	0.0	0	0	0	0	0	0	0	0	0	4	0.0	0	0.0

#### 2015 GAME-BY-GAME REGULAR SEASON STATISTICS (KANSAS CITY CHIEFS)

		TACKLES				INTERCEPTIONS								O. FUMB			ST		MISC				
OPPONENT		P/S	TK	S	A	SK	YDS	TFL	YDS	QBH	NO	YDS	LG	TD	PD	FF	FR	YDS	S	A	S	A	W/L
09/13*	at Texans	NOT ACTIVE																				W	
09/17*	BRONCOS	NOT ACTIVE																				L	
09/28*	at Packers	NOT ACTIVE																				L	
10/04*	at Bengals	NOT ACTIVE																				L	
10/11*	BEARS	P	0	0	0	0.0	0.0	0.0	0.0	0	0	0.0	0	0	0	0	0	0.0	0	0	0	0	L
10/18*	at Vikings	P	0	0	0	0.0	0.0	0.0	0.0	0	0	0.0	0	0	0	0	0	0.0	1	0	0	0	L
10/25*	STEELERS	P	1	1	0	0.0	0.0	0.0	0.0	0	0	0.0	0	0	0	0	0	0.0	0	0	0	0	W
11/01*	LIONS	P	0	0	0	0.0	0.0	0.0	0.0	0	0	0.0	0	0	0	0	0	0.0	0	0	0	0	W
11/15*	at Broncos	P	0	0	0	0.0	0.0	0.0	0.0	0	0	0.0	0	0	0	0	0	0.0	0	0	0	0	W
11/22*	at Chargers	P	0	0	0	0.0	0.0	0.0	0.0	0	0	0.0	0	0	0	0	0	0.0	0	0	0	0	W



11/29*	BILLS	P	0	0	0	0.0	0.0	0.0	0.0	0	0	0.0	0	0	0	0	0	0.0	3	0	0	0	W
2015 TOTALS			7-0	1	1	0	0	0.0	0.0	0.0	0.0	0	0.0	0	0	0	0	0.0	4	0	0	0	6-5

21	Sean Smith	CB	6-3	218	28	7	Utah	UFA-13
----	------------	----	-----	-----	----	---	------	--------

SEAN SMITH'S NFL REGULAR SEASON STATISTICS

		TACKLES										INTERCEPTIONS					O. FUMB			ST		MISC	
SEASON	TEAM	GP	GS	TK	S	A	TFL	YDS	SK	YDS	QBH	NO	YDS	LG	TD	PD	FF	FR	YDS	S	A	S	A
2009	Dolphins	16	16	39	32	7	0	0	0.0	0.0	0	0	0	0	0	12	0	1	0	0	0	0	0
2010	Dolphins	15	8	50	41	8	1	0	0.0	0.0	0	1	18	18	0	9	0	0	0	1	0	0	0
2011	Dolphins	16	16	60	50	8	0	0	0.0	0.0	0	2	7	7	0	7	0	0	0	1	1	0	0
2012	Dolphins	16	16	59	53	6	0	0	0.0	0.0	0	2	31	31	0	11	3	0	0	0	0	0	0
2013	Chiefs	16	15	47	43	4	0	0	0.0	0.0	0	2	96	100t	1	13	0	0	0	0	0	0	0
2014	Chiefs	16	16	50	47	3	0	0	0.0	0.0	0	1	34	34	0	16	0	0	0	0	0	0	0
2015*	Chiefs	8	8	24	22	2	1	1	0.0	0.0	0	2	5	5	0	10	0	0	0	0	0	0	0
NFL TOTALS		103	95	329	288	38	2.0	1.0	0.0	0.0	0	10	191	100t	1	78	3	1	0	2	1.0	0	0.0

2015 GAME-BY-GAME REGULAR SEASON STATISTICS (KANSAS CITY CHIEFS)

		TACKLES							INTERCEPTIONS							O. FUMB			ST		MISC		
OPPONENT		P/S	TK	S	A	SK	YDS	TFL	YDS	QBH	NO	YDS	LG	TD	PD	FF	FR	YDS	S	A	S	A	W/L
09/13*	at Texans	DID NOT PLAY																					W
09/17*	BRONCOS	DID NOT PLAY																					L
09/28*	at Packers	DID NOT PLAY																					L
10/04*	at Bengals	S	3	2	1	0.0	0.0	0.0	0.0	0	0	0.0	0	0	1	0	0	0.0	0	0	0	0	L
10/11*	BEARS	S	4	4	0	0.0	0.0	0.0	0.0	0	0	0.0	0	0	0	0	0	0.0	0	0	0	0	L
10/18*	at Vikings	S	3	2	1	0.0	0.0	0.0	0.0	0	0	0.0	0	0	0	0	0	0.0	0	0	0	0	L
10/25*	STEELERS	S	3	3	0	0.0	0.0	1.0	1.0	0	0	0.0	0	0	2	0	0	0.0	0	0	0	0	W

11/01*	LIONS	S	5	5	0	0.0	0.0	0.0	0.0	0	1	0.0	0	0	3	0	0	0.0	0	0	0	0	W
11/15*	at Broncos	S	3	3	0	0.0	0.0	0.0	0.0	0	1	5.0	5	0	3	0	0	0.0	0	0	0	0	W
11/22*	at Chargers	S	0	0	0	0.0	0.0	0.0	0.0	0	0	0.0	0	0	0	0	0	0.0	0	0	0	0	W
11/29*	BILLS	S	3	3	0	0.0	0.0	0.0	0.0	0	0	0.0	0	0	1	0	0	0.0	0	0	0	0	W
2015 TOTALS		8-8	24	22	2	0	0.0	1.0	1.0	0.0	2	5.0	5	0	10	0	0	0.0	0	0	0	0	6-5

22	Marcus Peters	CB	6-0	197	22	R	Washington	D1-15
----	---------------	----	-----	-----	----	---	------------	-------

MARCUS PETERS' NFL REGULAR SEASON STATISTICS

		TACKLES										INTERCEPTIONS					O. FUMB			ST		MISC	
SEASON	TEAM	GP	GS	TK	S	A	TFL	YDS	SK	YDS	QBH	NO	YDS	LG	TD	PD	FF	FR	YDS	S	A	S	A
2015*	Chiefs	11	11	44	40	4	1	1	0.0	0.0	0	4	83	55t	1	16	0	0	0	0	0	0	0
NFL TOTALS		11	11	44	40	4	1.0	1.0	0.0	0.0	0	4	83	55t	1	16	0	0	0	0	0.0	0	0.0

2015 GAME-BY-GAME REGULAR SEASON STATISTICS (KANSAS CITY CHIEFS)

			TACKLES							INTERCEPTIONS							O. FUMB			ST		MISC		
OPPONENT			P/S	TK	S	A	SK	YDS	TFL	YDS	QBH	NO	YDS	LG	TD	PD	FF	FR	YDS	S	A	S	A	W/L
09/13*	at Texans	S	7	5	2	0.0	0.0	0.0	0.0	0	1	0.0	0	0	3	0	0	0.0	0	0	0	0	W	
09/17*	BRONCOS	S	5	5	0	0.0	0.0	0.0	0.0	0	1	55.0	55t	1	4	0	0	0.0	0	0	0	0	L	
09/28*	at Packers	S	3	3	0	0.0	0.0	0.0	0.0	0	0	0.0	0	0	0	0	0	0.0	0	0	0	0	L	
10/04*	at Bengals	S	3	2	1	0.0	0.0	0.0	0.0	0	0	0.0	0	0	0	0	0	0.0	0	0	0	0	L	
10/11*	BEARS	S	7	7	0	0.0	0.0	1.0	1.0	0	0	0.0	0	0	1	0	0	0.0	0	0	0	0	L	
10/18*	at Vikings	S	6	6	0	0.0	0.0	0.0	0.0	0	1	0.0	0	0	2	0	0	0.0	0	0	0	0	L	
10/25*	STEELERS	S	4	4	0	0.0	0.0	0.0	0.0	0	0	0.0	0	0	0	0	0	0.0	0	0	0	0	W	
11/01*	LIONS	S	3	3	0	0.0	0.0	0.0	0.0	0	0	0.0	0	0	1	0	0	0.0	0	0	0	0	W	
11/15*	at Broncos	S	2	2	0	0.0	0.0	0.0	0.0	0	1	28.0	28	0	2	0	0	0.0	0	0	0	0	W	
11/22*	at Chargers	S	2	1	1	0.0	0.0	0.0	0.0	0	0	0.0	0	0	1	0	0	0.0	0	0	0	0	W	

11/29*	BILLS	S	2	2	0	0.0	0.0	0.0	0.0	0	0	0.0	0	0	2	0	0	0.0	0	0	0	0	W
<b>2015 TOTALS</b>		<b>11-11</b>	<b>44</b>	<b>40</b>	<b>4</b>	<b>0</b>	<b>0.0</b>	<b>1.0</b>	<b>1.0</b>	<b>0.0</b>	<b>4</b>	<b>83.0</b>	<b>55t</b>	<b>1</b>	<b>16</b>	<b>0</b>	<b>0</b>	<b>0.0</b>	<b>0</b>	<b>0</b>	<b>0</b>	<b>0</b>	<b>6-5</b>

27	Tyvon Branch	S	6-0	210	28	8	Connecticut	FA-15
----	--------------	---	-----	-----	----	---	-------------	-------

#### TYVON BRANCH'S NFL REGULAR SEASON STATISTICS

		TACKLES								INTERCEPTIONS						O. FUMB			ST		MISC		
SEASON	TEAM	GP	GS	TK	S	A	TFL	YDS	SK	YDS	QBH	NO	YDS	LG	TD	PD	FF	FR	YDS	S	A	S	A
2015*	Chiefs	11	11	44	40	4	1	1	0.0	0.0	0	4	83	55t	1	16	0	0	0	0	0	0	0
NFL TOTALS		11	11	44	40	4	1.0	1.0	0.0	0.0	0	4	83	55t	1	16	0	0	0	0	0.0	0	0.0

#### 2015 GAME-BY-GAME REGULAR SEASON STATISTICS (KANSAS CITY CHIEFS)

			TACKLES							INTERCEPTIONS							O. FUMB			ST		MISC		
OPPONENT		P/S	TK	S	A	SK	YDS	TFL	YDS	QBH	NO	YDS	LG	TD	PD	FF	FR	YDS	S	A	S	A	W/L	
09/13*	at Texans	S	7	5	2	0.0	0.0	0.0	0.0	0	1	0.0	0	0	3	0	0	0.0	0	0	0	0	W	
09/17*	BRONCOS	S	5	5	0	0.0	0.0	0.0	0.0	0	1	55.0	55t	1	4	0	0	0.0	0	0	0	0	L	
09/28*	at Packers	S	3	3	0	0.0	0.0	0.0	0.0	0	0	0.0	0	0	0	0	0	0.0	0	0	0	0	L	
10/04*	at Bengals	S	3	2	1	0.0	0.0	0.0	0.0	0	0	0.0	0	0	0	0	0	0.0	0	0	0	0	L	
10/11*	BEARS	S	7	7	0	0.0	0.0	1.0	1.0	0	0	0.0	0	0	1	0	0	0.0	0	0	0	0	L	
10/18*	at Vikings	S	6	6	0	0.0	0.0	0.0	0.0	0	1	0.0	0	0	2	0	0	0.0	0	0	0	0	L	
10/25*	STEELERS	S	4	4	0	0.0	0.0	0.0	0.0	0	0	0.0	0	0	0	0	0	0.0	0	0	0	0	W	
11/01*	LIONS	S	3	3	0	0.0	0.0	0.0	0.0	0	0	0.0	0	0	1	0	0	0.0	0	0	0	0	W	
11/15*	at Broncos	S	2	2	0	0.0	0.0	0.0	0.0	0	1	28.0	28	0	2	0	0	0.0	0	0	0	0	W	
11/22*	at Chargers	S	2	1	1	0.0	0.0	0.0	0.0	0	0	0.0	0	0	1	0	0	0.0	0	0	0	0	W	
11/29*	BILLS	S	2	2	0	0.0	0.0	0.0	0.0	0	0	0.0	0	0	2	0	0	0.0	0	0	0	0	W	
2015 TOTALS		11-11	44	40	4	0	0.0	1.0	1.0	0.0		4	83.0	55t	1	16	0	0	0.0	0	0	0	0	0

29	Eric Berry	S	6-0	212	26	6	Tennessee	D1-10
----	------------	---	-----	-----	----	---	-----------	-------

ERIC BERRY'S NFL REGULAR SEASON STATISTICS

		TACKLES									INTERCEPTIONS					O. FUMB				ST		MISC	
SEASON	TEAM	GP	GS	TK	S	A	TFL	YDS	SK	YDS	QBH	NO	YDS	LG	TD	PD	FF	FR	YDS	S	A	S	A
2010	Chiefs	16	16	126	77	44	5	0	2.0	11.0	6	4	102	54t	1	10	1	0	0	5	0	0	0
2011	Chiefs	1	1	0	0	0	0	0	0.0	0.0	0	0	0	0	0	0	0	0	0	0	0	0	0
2012	Chiefs	16	16	86	73	13	10	0	0.0	0.0	0	1	0	0	0	10	0	0	0	0	0	0	0
2013	Chiefs	15	15	74	66	8	11	41	3.5	26.5	7	3	134	49	2	11	1	2	24	0	0	0	0
2014	Chiefs	6	5	37	32	5	0	0	0.0	0.0	1	0	0	0	0	2	0	0	0	0	0	0	0
2015*	Chiefs	11	10	46	41	5	0	0	0.0	0.0	0	2	40	25	0	8	0	0	0	0	0	0	0
NFL TOTALS		65	63	369	289	75	26.0	41.0	5.5	37.5	14	10	276	54t	3	41	2	2	24	5	0.0	0	0.0

2015 GAME-BY-GAME REGULAR SEASON STATISTICS (KANSAS CITY CHIEFS)

			TACKLES							INTERCEPTIONS							O. FUMB			ST		MISC		
OPPONENT			P/S	TK	S	A	SK	YDS	TFL	YDS	QBH	NO	YDS	LG	TD	PD	FF	FR	YDS	S	A	S	A	W/L
09/13*	at Texans	P	2	2	0	0.0	0.0	0.0	0.0	0	0	0.0	0	0	1	0	0	0.0	0	0	0	0	W	
09/17*	BRONCOS	S	4	4	0	0.0	0.0	0.0	0.0	0	0	0.0	0	0	0	0	0	0.0	0	0	0	0	L	
09/28*	at Packers	S	5	4	1	0.0	0.0	0.0	0.0	0	0	0.0	0	0	0	0	0	0.0	0	0	0	0	L	
10/04*	at Bengals	S	5	4	1	0.0	0.0	0.0	0.0	0	0	0.0	0	0	0	0	0	0.0	0	0	0	0	L	
10/11*	BEARS	S	3	3	0	0.0	0.0	0.0	0.0	0	0	0.0	0	0	2	0	0	0.0	0	0	0	0	L	
10/18*	at Vikings	S	3	3	0	0.0	0.0	0.0	0.0	0	0	0.0	0	0	0	0	0	0.0	0	0	0	0	L	
10/25*	STEELERS	S	6	3	3	0.0	0.0	0.0	0.0	0	1	15.0	15	0	1	0	0	0.0	0	0	0	0	W	
11/01*	LIONS	S	3	3	0	0.0	0.0	0.0	0.0	0	0	0.0	0	0	0	0	0	0.0	0	0	0	0	W	
11/15*	at Broncos	S	2	2	0	0.0	0.0	0.0	0.0	0	1	25.0	25	0	4	0	0	0.0	0	0	0	0	W	
11/22*	at Chargers	S	8	8	0	0.0	0.0	0.0	0.0	0	0	0.0	0	0	0	0	0	0.0	0	0	0	0	W	

11/29*	BILLS	S	5	5	0	0.0	0.0	0.0	0.0	0	0	0.0	0	0	0	0	0	0.0	0	0	0	0	W
2015 TOTALS		11-10	46	41	5	0	0.0	0.0	0.0	0.0	2	40.0	25	0	8	0	0	0.0	0	0	0	0	6-5

30	Jamell Fleming	CB	5-11	206	26	4	Oklahoma	FA-14
----	----------------	----	------	-----	----	---	----------	-------

#### JAMELL FLEMING'S NFL REGULAR SEASON STATISTICS

		TACKLES										INTERCEPTIONS					O. FUMB			ST		MISC	
SEASON	TEAM	GP	GS	TK	S	A	TFL	YDS	SK	YDS	QBH	NO	YDS	LG	TD	PD	FF	FR	YDS	S	A	S	A
2012	Cardinals	15	3	22	18	3	0	0	0.0	0.0	0	0	0	0	0	1	0	0	0	1	0	0	0
2013	Cardinals	0	0	0	0	0	0	0	0.0	0.0	0	0	0	0	0	0	0	0	0	0	0	0	0
<i>Went from Cardinals to Jaguars.</i>																							
2013	Jaguars	8	0	0	0	0	0	0	0.0	0.0	0	0	0	0	0	0	0	0	0	0	0	0	0
2014	Chiefs	7	4	26	24	2	1	2	0.0	0.0	0	0	0	0	0	3	0	0	0	0	0	0	0
2015*	Chiefs	11	0	13	7	0	0	0	0.0	0.0	0	0	0	0	0	3	0	1	0	5	1	0	0
<b>NFL TOTALS</b>		<b>41</b>	<b>7</b>	<b>61</b>	<b>49</b>	<b>5</b>	<b>1.0</b>	<b>2.0</b>	<b>0.0</b>	<b>0.0</b>	<b>0</b>	<b>0</b>	<b>0</b>	<b>0</b>	<b>0</b>	<b>7</b>	<b>0</b>	<b>1</b>	<b>0</b>	<b>6</b>	<b>1.0</b>	<b>0</b>	<b>0.0</b>

#### 2015 GAME-BY-GAME REGULAR SEASON STATISTICS (KANSAS CITY CHIEFS)

			TACKLES					INTERCEPTIONS							O. FUMB			ST		MISC			
OPPONENT		P/S	TK	S	A	SK	YDS	TFL	YDS	QBH	NO	YDS	LG	TD	PD	FF	FR	YDS	S	A	S	A	W/L
09/13*	at Texans	P	7	7	0	0.0	0.0	0.0	0.0	0	0	0.0	0	0	1	0	0	0.0	0	0	0	0	W
09/17*	BRONCOS	P	5	4	1	0.0	0.0	0.0	0.0	0	0	0.0	0	0	2	0	0	0.0	0	0	0	0	L
09/28*	at Packers	P	0	0	0	0.0	0.0	0.0	0.0	0	0	0.0	0	0	0	0	0	0.0	1	0	0	0	L
10/04*	at Bengals	P	0	0	0	0.0	0.0	0.0	0.0	0	0	0.0	0	0	0	0	0	0.0	1	0	0	0	L
10/11*	BEARS	P	0	0	0	0.0	0.0	0.0	0.0	0	0	0.0	0	0	0	0	0	0.0	2	0	0	0	L
10/18*	at Vikings	P	0	0	0	0.0	0.0	0.0	0.0	0	0	0.0	0	0	0	0	0	0.0	0	0	0	0	L
10/25*	STEELERS	P	0	0	0	0.0	0.0	0.0	0.0	0	0	0.0	0	0	0	0	0	0.0	1	1	0	0	W
11/01*	LIONS	P	0	0	0	0.0	0.0	0.0	0.0	0	0	0.0	0	0	0	0	0	0.0	0	0	0	0	W





11/22*	at Chargers	P	1	1	0	0.0	0.0	0.0	0.0	0	0	0.0	0	0	0	0	0	0.0	0	0	0	0	W
11/29*	BILLS	DID NOT PLAY																				W	
<b>2015 TOTALS</b>			<b>4-1</b>	<b>2</b>	<b>2</b>	<b>0</b>	<b>0</b>	<b>0.0</b>	<b>0.0</b>	<b>0.0</b>	<b>0.0</b>	<b>0</b>	<b>0.0</b>	<b>0</b>	<b>0</b>	<b>0</b>	<b>0</b>	<b>0.0</b>	<b>0</b>	<b>0</b>	<b>0</b>	<b>0</b>	<b>6-5</b>

32	Spencer Ware	RB	5-10	229	24	3	LSU	FA-15
----	--------------	----	------	-----	----	---	-----	-------

#### SPENCER WARE'S NFL REGULAR SEASON RUSHING STATISTICS

SEASON	TEAM	GP	GS	RUSHING					RECEIVING				
				NO.	YDS.	AVG.	LG	TD	NO.	YDS	AVG	LG	TD
2013	Seahawks	2	0	3	10	3.3	5	0	0	0	0.0	0	0
2015*	Chiefs	0	1	36	234	6.5	52	4	4	6	1.5	5	0
<b>NFL TOTALS</b>		<b>2</b>	<b>1</b>	<b>39</b>	<b>244</b>	<b>6.3</b>	<b>52</b>	<b>4</b>	<b>4</b>	<b>6</b>	<b>1.5</b>	<b>5</b>	<b>0</b>

#### 2015 GAME-BY-GAME REGULAR SEASON STATISTICS (KANSAS CITY CHIEFS)

SEASON	OPPONENT	P/S	RECEIVING				RUSHING				W/L	SCORE
			NO	YDS	LG	TD	ATT	YDS	LG	TD		
09/13*	at Texans	PRACTICE SQUAD									W	27-20
09/17*	BRONCOS	PRACTICE SQUAD									L	24-31
09/28*	at Packers	PRACTICE SQUAD									L	28-38
10/04*	at Bengals	PRACTICE SQUAD									L	21-36
10/11*	BEARS	PRACTICE SQUAD									L	17-18
10/18*	at Vikings	P	0	0	0	0	0	0	0	0	L	10-16
10/25*	STEELERS	P	0	0	0	0	2	8	5	0	W	23-13
11/01*	LIONS	P	0	0	0	0	2	12	8	1	W	45-10
11/15*	at Broncos	P	0	0	0	0	2	4	4	0	W	29-13
11/22*	at Chargers	P	1	5	5	0	11	96	52	2	W	33-3



10/04*	at Bengals	P	0	0	0	0	0	0	0	0	L	21-36
10/11*	BEARS	P	0	0	0	0	2	2	4	0	L	17-18
10/18*	at Vikings	P	1	12	12	0	5	13	8	0	L	10-16
10/25*	STEELERS	P	0	0	0	0	1	2	2	0	W	23-13
11/01*	LIONS	P	0	0	0	0	4	9	5	0	W	45-10
11/15*	at Broncos	NOT ACTIVE									W	29-13
11/22*	at Chargers	NOT ACTIVE									W	33-3
11/29*	BILLS	P	0	0	0	0	1	1	1	0	W	30-22
<b>2015 TOTALS</b>			<b>9-0</b>	<b>2</b>	<b>24</b>	<b>12</b>	<b>0</b>	<b>22</b>	<b>52</b>	<b>10</b>	<b>1</b>	<b>6-5</b>

35	Charcandrick West	RB	5-10	205	24	2	Abilene Christian	FA-14
----	-------------------	----	------	-----	----	---	-------------------	-------

#### CHARCANDRICK WEST'S NFL REGULAR SEASON RUSHING STATISTICS

SEASON	TEAM	GP	GS	RUSHING					RECEIVING				
				NO.	YDS.	AVG.	LG	TD	NO.	YDS	AVG	LG	TD
2014	Chiefs	6	0	0	0	0.0	0	0	0	0	0.0	0	0
2015*	Chiefs	10	5	98	373	3.8	36	3	14	199	14.2	80t	1
<b>NFL TOTALS</b>		<b>16</b>	<b>5</b>	<b>98</b>	<b>373</b>	<b>3.8</b>	<b>36</b>	<b>3</b>	<b>14</b>	<b>199</b>	<b>14.2</b>	<b>80t</b>	<b>1</b>

#### 2015 GAME-BY-GAME REGULAR SEASON STATISTICS (KANSAS CITY CHIEFS)

SEASON	OPPONENT	P/S	RECEIVING				RUSHING				W/L	SCORE
			NO	YDS	LG	TD	ATT	YDS	LG	TD		
09/13*	at Texans	P	0	0	0	0	0	0	0	0	W	27-20
09/17*	BRONCOS	P	0	0	0	0	0	0	0	0	L	24-31
09/28*	at Packers	P	0	0	0	0	0	0	0	0	L	28-38
10/04*	at Bengals	P	1	4	4	0	5	17	9	0	L	21-36

10/11*	BEARS	P	1	5	5	0	7	31	9	0	L	17-18
10/18*	at Vikings	S	1	6	6	0	9	33	9	0	L	10-16
10/25*	STEELERS	S	2	19	12	0	22	110	36	1	W	23-13
11/01*	LIONS	S	4	25	13	0	20	97	32	1	W	45-10
11/15*	at Broncos	S	3	92	80t	1	24	69	15	1	W	29-13
11/22*	at Chargers	S	2	48	47	0	11	16	6	0	W	33-3
11/29*	BILLS	NOT ACTIVE									W	30-22
<b>2015 TOTALS</b>		<b>10-5</b>	<b>14</b>	<b>199</b>	<b>80t</b>	<b>1</b>	<b>98</b>	<b>373</b>	<b>36</b>	<b>3</b>	<b>6-5</b>	

38	Ron Parker	DB	6-0	206	28	5	Newberry	UFA-15
----	------------	----	-----	-----	----	---	----------	--------

RON PARKER'S NFL REGULAR SEASON STATISTICS

		TACKLES									INTERCEPTIONS						O. FUMB			ST		MISC	
SEASON	TEAM	GP	GS	TK	S	A	TFL	YDS	SK	YDS	QBH	NO	YDS	LG	TD	PD	FF	FR	YDS	S	A	S	A
2011	Raiders	3	0	0	0	0	0	0	0.0	0.0	0	0	0	0	0	0	0	0	0	0	0	0	0
Went from Raiders to Seahawks.																							
2011	Seahawks	2	0	0	0	0	0	0	0.0	0.0	0	0	0	0	0	0	0	0	0	0	0	0	0
2012	Panthers	3	0	0	0	0	0	0	0.0	0.0	0	0	0	0	0	0	0	0	0	1	0	0	0
Went from Panthers to Seahawks.																							
2012	Seahawks	2	0	0	0	0	0	0	0.0	0.0	0	0	0	0	0	0	0	0	0	2	0	0	0
2013	Chiefs	16	1	7	7	0	0	0	1.0	3.0	0	2	29	15	0	3	1	3	20	10	0	0	0
2014	Chiefs	16	15	94	84	10	2	18	1.0	14.0	1	1	10	10	0	12	1	0	0	0	0	0	0
2015*	Chiefs	11	11	50	42	8	3	10	2.0	9.0	2	2	5	5	0	11	0	0	0	0	0	0	0
NFL TOTALS		53	27	151	133	18	5.0	28.0	4.0	26.0	3	5	44	15	0	26	2	3	20	13	0.0	0	0.0

2015 GAME-BY-GAME REGULAR SEASON STATISTICS (KANSAS CITY CHIEFS)

			TACKLES					INTERCEPTIONS							O. FUMB			ST		MISC			
OPPONENT		P/S	TK	S	A	SK	YDS	TFL	YDS	QBH	NO	YDS	LG	TD	PD	FF	FR	YDS	S	A	S	A	W/L
09/13*	at Texans	S	4	2	2	0.0	0.0	0.0	0.0	0	0	0.0	0	0	1	0	0	0.0	0	0	0	0	W
09/17*	BRONCOS	S	6	6	0	0.0	0.0	0.0	0.0	0	0	0.0	0	0	0	0	0	0.0	0	0	0	0	L
09/28*	at Packers	S	6	6	0	0.0	0.0	0.0	0.0	0	0	0.0	0	0	0	0	0	0.0	0	0	0	0	L
10/04*	at Bengals	S	8	5	3	0.0	0.0	0.0	0.0	0	0	0.0	0	0	0	0	0	0.0	0	0	0	0	L
10/11*	BEARS	S	2	2	0	0.0	0.0	0.0	0.0	0	0	0.0	0	0	2	0	0	0.0	0	0	0	0	L
10/18*	at Vikings	S	4	4	0	0.0	0.0	0.0	0.0	0	1	5.0	5	0	2	0	0	0.0	0	0	0	0	L
10/25*	STEELERS	S	3	1	2	0.0	0.0	0.0	0.0	0	0	0.0	0	0	0	0	0	0.0	0	0	0	0	W
11/01*	LIONS	S	4	4	0	2.0	9.0	2.0	9.0	2	0	0.0	0	0	2	0	0	0.0	0	0	0	0	W
11/15*	at Broncos	S	5	4	1	0.0	0.0	0.0	0.0	0	1	0.0	0	0	2	0	0	0.0	0	0	0	0	W
11/22*	at Chargers	S	3	3	0	0.0	0.0	1.0	1.0	0	0	0.0	0	0	1	0	0	0.0	0	0	0	0	W
11/29*	BILLS	S	5	5	0	0.0	0.0	0.0	0.0	0	0	0.0	0	0	1	0	0	0.0	0	0	0	0	W
2015 TOTALS		11-11	50	42	8	2	9.0	3.0	10.0	2.0	2	5.0	5	0	11	0	0	0.0	0	0	0	0	6-5

39 Husain Abdullah

S

6-0

204

30

7

Washington State

UFA-14

#### HUSAIN ABDULLAH'S NFL REGULAR SEASON STATISTICS

		TACKLES								INTERCEPTIONS							O. FUMB			ST		MISC	
SEASON	TEAM	GP	GS	TK	S	A	TFL	YDS	SK	YDS	QBH	NO	YDS	LG	TD	PD	FF	FR	YDS	S	A	S	A
2008	Vikings	16	0	0	0	0	0	0	0.0	0.0	0	0	0	0	0	0	0	0	0	14	6	0	0
2009	Vikings	14	0	2	2	0	1	0	1.0	14.0	1	0	0	0	0	1	0	0	0	13	2	0	0
2010	Vikings	15	15	71	50	21	3	0	0.0	0.0	0	3	5	5	0	7	0	0	0	4	0	0	0
2011	Vikings	9	9	49	44	5	3	0	1.0	8.0	1	1	32	32	0	5	0	0	0	0	0	0	0
2013	Chiefs	16	2	17	12	5	0	0	0.5	3.5	2	1	44	44t	1	4	0	1	0	10	0	0	0
2014	Chiefs	16	16	71	58	13	2	2	0.0	0.0	5	1	39	39t	1	8	0	0	0	0	0	0	0
2015*	Chiefs	11	4	27	22	5	0	0	0.0	0.0	2	0	0	0	0	1	0	0	0	2	0	0	0

NFL TOTALS 97 46 237 188 49 9.0 2.0 2.5 25.5 11 6 120 44t 2 26 0 1 0 43 8.0 0 0.0

2015 GAME-BY-GAME REGULAR SEASON STATISTICS (KANSAS CITY CHIEFS)

			TACKLES							INTERCEPTIONS							O. FUMB			ST		MISC		
OPPONENT			P/S	TK	S	A	SK	YDS	TFL	YDS	QBH	NO	YDS	LG	TD	PD	FF	FR	YDS	S	A	S	A	W/L
09/13*	at Texans	S	7	6	1	0.0	0.0	0.0	0.0	0	0	0.0	0	0	0	0	0	0	0.0	0	0	0	0	W
09/17*	BRONCOS	P	0	0	0	0.0	0.0	0.0	0.0	0	0	0.0	0	0	0	0	0	0	0.0	0	0	0	0	L
09/28*	at Packers	P	0	0	0	0.0	0.0	0.0	0.0	0	0	0.0	0	0	0	0	0	0	0.0	0	0	0	0	L
10/04*	at Bengals	S	2	2	0	0.0	0.0	0.0	0.0	0	0	0.0	0	0	0	0	0	0	0.0	0	0	0	0	L
10/11*	BEARS	P	4	3	1	0.0	0.0	0.0	0.0	0	0	0.0	0	0	0	0	0	0	0.0	0	0	0	0	L
10/18*	at Vikings	S	1	1	0	0.0	0.0	0.0	0.0	0	0	0.0	0	0	0	0	0	0	0.0	1	0	0	0	L
10/25*	STEELERS	S	2	1	1	0.0	0.0	0.0	0.0	0	0	0.0	0	0	0	0	0	0	0.0	0	0	0	0	W
11/01*	LIONS	P	4	4	0	0.0	0.0	0.0	0.0	0	0	0.0	0	0	1	0	0	0	0.0	1	0	0	0	W
11/15*	at Broncos	P	2	2	0	0.0	0.0	0.0	0.0	1	0	0.0	0	0	0	0	0	0	0.0	0	0	0	0	W
11/22*	at Chargers	P	4	2	2	0.0	0.0	0.0	0.0	1	0	0.0	0	0	0	0	0	0	0.0	0	0	0	0	W
11/29*	BILLS	P	1	1	0	0.0	0.0	0.0	0.0	0	0	0.0	0	0	0	0	0	0	0.0	0	0	0	0	W
2015 TOTALS			11-4	27	22	5	0	0.0	0.0	0.0	2.0	0	0.0	0	0	1	0	0	0.0	2	0	0	0	6-5

41	James Winchester	LS	6-3	240	26	1	Oklahoma	FA-15
----	------------------	----	-----	-----	----	---	----------	-------

JAMES WINCHESTER'S NFL REGULAR SEASON STATISTICS

SEASON	TEAM	GP
2015*	Chiefs	11
NFL TOTALS		11

2015 GAME-BY-GAME REGULAR SEASON STATISTICS (KANSAS CITY CHIEFS)



SEASON	OPPONENT	GP	W/L	SCORE
09/13*	at Texans	P	W	27-20
09/17*	BRONCOS	P	L	24-31
09/28*	at Packers	P	L	28-38
10/04*	at Bengals	P	L	21-36
10/11*	BEARS	P	L	17-18
10/18*	at Vikings	P	L	10-16
10/25*	STEELERS	P	W	23-13
11/01*	LIONS	P	W	45-10
11/15*	at Broncos	P	W	29-13
11/22*	at Chargers	P	W	33-3
11/29*	BILLS	P	W	30-22
<b>2015 TOTALS</b>		<b>11</b>	<b>6-5</b>	

42	Anthony Sherman	FB	5-10	242	26	5	Connecticut	T (ARI)-13
----	-----------------	----	------	-----	----	---	-------------	------------

#### ANTHONY SHERMAN'S NFL REGULAR SEASON RUSHING STATISTICS

SEASON	TEAM	GP	GS	RUSHING					RECEIVING				
				NO.	YDS.	AVG.	LG	TD	NO.	YDS	AVG	LG	TD
2011	Cardinals	15	7	1	3	3.0	3	0	8	72	9.0	19	0
2012	Cardinals	13	4	0	0	0.0	0	0	5	39	7.8	19	0
2013	Chiefs	16	8	2	3	1.5	2	0	18	155	8.6	26	1
2014	Chiefs	16	6	2	8	4.0	4	0	10	71	7.1	24	1
2015*	Chiefs	11	1	1	0	0.0	0	0	2	13	6.5	13	0
<b>NFL TOTALS</b>		<b>71</b>	<b>26</b>	<b>6</b>	<b>14</b>	<b>2.3</b>	<b>4</b>	<b>0</b>	<b>43</b>	<b>350</b>	<b>8.1</b>	<b>26</b>	<b>2</b>

#### ANTHONY SHERMAN'S NFL REGULAR SEASON RETURN STATISTICS

SEASON	TEAM	KICKOFF RETURNS					PUNT RETURNS					
		RET.	YDS.	AVG.	LG	TD	NO.	FC	YDS	AVG	LG	TD
2011	Cardinals	0	0	0.0	0	0	0	0	0	0.0	0	0
2012	Cardinals	0	0	0.0	0	0	0	0	0	0.0	0	0
2013	Chiefs	0	0	0.0	0	0	0	0	0	0.0	0	0
2014	Chiefs	1	13	13.0	13	0	0	0	0	0.0	0	0
2015*	Chiefs	2	20	10.0	11	0	0	0	0	0.0	0	0
NFL TOTALS		3	33	11.0	13	0	0	0	0	0.0	0	0

#### 2015 GAME-BY-GAME REGULAR SEASON STATISTICS (KANSAS CITY CHIEFS)

SEASON	OPPONENT	P/S	RECEIVING				RUSHING				W/L	SCORE
			NO	YDS	LG	TD	ATT	YDS	LG	TD		
09/13*	at Texans	S	1	0	0	0	0	0	0	0	W	27-20
09/17*	BRONCOS	P	0	0	0	0	0	0	0	0	L	24-31
09/28*	at Packers	P	0	0	0	0	0	0	0	0	L	28-38
10/04*	at Bengals	P	0	0	0	0	0	0	0	0	L	21-36
10/11*	BEARS	P	0	0	0	0	0	0	0	0	L	17-18
10/18*	at Vikings	P	1	13	13	0	1	0	0	0	L	10-16
10/25*	STEELERS	P	0	0	0	0	0	0	0	0	W	23-13
11/01*	LIONS	P	0	0	0	0	0	0	0	0	W	45-10
11/15*	at Broncos	P	0	0	0	0	0	0	0	0	W	29-13
11/22*	at Chargers	P	0	0	0	0	0	0	0	0	W	33-3
11/29*	BILLS	P	0	0	0	0	0	0	0	0	W	30-22
2015 TOTALS		11-1	2	13	13	0	1	0	0	0	6-5	

49	Daniel Sorensen	S	6-2	208	25	2	BYU	FA-14
----	-----------------	---	-----	-----	----	---	-----	-------

#### DANIEL SORENSEN'S NFL REGULAR SEASON STATISTICS

		TACKLES								INTERCEPTIONS							O. FUMB			ST		MISC	
SEASON	TEAM	GP	GS	TK	S	A	TFL	YDS	SK	YDS	QBH	NO	YDS	LG	TD	PD	FF	FR	YDS	S	A	S	A
2014	Chiefs	9	0	7	0	0	0	0	0.0	0.0	0	0	0	0	0	0	0	0	0	6	1	0	0
2015*	Chiefs	11	0	3	3	0	0	0	0.0	0.0	0	0	0	0	0	1	0	0	0	4	1	0	0
NFL TOTALS		20	0	10	3	0	0.0	0.0	0.0	0.0	0	0	0	0	0	1	0	0	0	10	2.0	0	0.0

#### 2015 GAME-BY-GAME REGULAR SEASON STATISTICS (KANSAS CITY CHIEFS)

			TACKLES					INTERCEPTIONS							O. FUMB			ST		MISC			
OPPONENT		P/S	TK	S	A	SK	YDS	TFL	YDS	QBH	NO	YDS	LG	TD	PD	FF	FR	YDS	S	A	S	A	W/L
09/13*	at Texans	P	0	0	0	0.0	0.0	0.0	0.0	0	0	0.0	0	0	0	0	0	0.0	0	0	0	0	W
09/17*	BRONCOS	P	0	0	0	0.0	0.0	0.0	0.0	0	0	0.0	0	0	0	0	0	0.0	0	0	0	0	L
09/28*	at Packers	P	0	0	0	0.0	0.0	0.0	0.0	0	0	0.0	0	0	0	0	0	0.0	0	0	0	0	L
10/04*	at Bengals	P	0	0	0	0.0	0.0	0.0	0.0	0	0	0.0	0	0	0	0	0	0.0	1	0	0	0	L
10/11*	BEARS	P	0	0	0	0.0	0.0	0.0	0.0	0	0	0.0	0	0	0	0	0	0.0	0	0	0	0	L
10/18*	at Vikings	P	0	0	0	0.0	0.0	0.0	0.0	0	0	0.0	0	0	0	0	0	0.0	0	0	0	0	L
10/25*	STEELERS	P	0	0	0	0.0	0.0	0.0	0.0	0	0	0.0	0	0	0	0	0	0.0	1	0	0	0	W
11/01*	LIONS	P	0	0	0	0.0	0.0	0.0	0.0	0	0	0.0	0	0	0	0	0	0.0	1	0	0	0	W
11/15*	at Broncos	P	3	3	0	0.0	0.0	0.0	0.0	0	0	0.0	0	0	1	0	0	0.0	0	0	0	0	W
11/22*	at Chargers	P	0	0	0	0.0	0.0	0.0	0.0	0	0	0.0	0	0	0	0	0	0.0	0	0	0	0	W
11/29*	BILLS	P	0	0	0	0.0	0.0	0.0	0.0	0	0	0.0	0	0	0	0	0	0.0	1	1	0	0	W
2015 TOTALS		11-0	3	3	0	0	0.0	0.0	0.0	0.0	0	0.0	0	0	1	0	0	0.0	4	1	0	0	6-5

50	Justin Houston	LB	6-3	258	26	5	Georgia	FA-15
----	----------------	----	-----	-----	----	---	---------	-------

## JUSTIN HOUSTON'S NFL REGULAR SEASON STATISTICS

		TACKLES									INTERCEPTIONS						O. FUMB			ST		MISC	
SEASON	TEAM	GP	GS	TK	S	A	TFL	YDS	SK	YDS	QBH	NO	YDS	LG	TD	PD	FF	FR	YDS	S	A	S	A
2011	Chiefs	16	10	75	63	7	10	0	5.5	27.5	9	0	0	0	0	4	1	1	0	3	2	0	0
2012	Chiefs	16	16	66	53	13	13	10	10.0	69.0	18	1	32	32	0	6	1	1	4	0	0	0	0
2013	Chiefs	11	11	44	41	3	11	63	11.0	75.0	15	0	0	0	0	4	1	2	0	0	0	0	0
2014	Chiefs	16	16	69	60	9	23	112	22.0	99.0	25	0	0	0	0	5	4	0	0	0	0	0	0
2015*	Chiefs	11	11	30	25	5	9	50	7.5	54.0	13	2	16	17t	1	6	1	0	0	0	0	0	0
NFL TOTALS		70	64	284	242	37	66.0	235	56.0	324.5	80	3	48	32	1	25	8	4	4	3	2.0	0	0.0

## 2015 GAME-BY-GAME REGULAR SEASON STATISTICS (KANSAS CITY CHIEFS)

			TACKLES					INTERCEPTIONS							O. FUMB			ST		MISC			
OPPONENT		P/S	TK	S	A	SK	YDS	TFL	YDS	QBH	NO	YDS	LG	TD	PD	FF	FR	YDS	S	A	S	A	W/L
09/13*	at Texans	S	3	3	0	1.0	9.0	0.0	0.0	1	0	0.0	0	0	0	1	0	0.0	0	0	0	0	W
09/17*	BRONCOS	S	6	5	1	2.0	14.0	2.0	14.0	3	0	0.0	0	0	1	0	0	0.0	0	0	0	0	L
09/28*	at Packers	S	4	4	0	0.0	0.0	1.0	2.0	1	0	0.0	0	0	0	0	0	0.0	0	0	0	0	L
10/04*	at Bengals	S	3	1	2	0.0	0.0	0.0	0.0	0	0	0.0	0	0	0	0	0	0.0	0	0	0	0	L
10/11*	BEARS	S	2	2	0	0.0	0.0	0.0	0.0	1	0	0.0	0	0	0	0	0	0.0	0	0	0	0	L
10/18*	at Vikings	S	3	3	0	1.0	7.0	3.0	13.0	1	0	0.0	0	0	2	0	0	0.0	0	0	0	0	L
10/25*	STEELERS	S	2	1	1	0.0	0.0	0.0	0.0	0	0	0.0	0	0	1	0	0	0.0	0	0	0	0	W
11/01*	LIONS	S	3	2	1	1.5	11.0	1.0	8.0	2	1	-1.0	-1	0	1	0	0	0.0	0	0	0	0	W
11/15*	at Broncos	S	3	3	0	2.0	13.0	2.0	13.0	4	0	0.0	0	0	0	0	0	0.0	0	0	0	0	W
11/22*	at Chargers	S	1	1	0	0.0	0.0	0.0	0.0	0	1	17.0	17t	1	1	0	0	0.0	0	0	0	0	W
11/29*	BILLS	S	0	0	0	0.0	0.0	0.0	0.0	0	0	0.0	0	0	0	0	0	0.0	0	0	0	0	W

2015 TOTALS            11-11 30    25    5       7.5   54.0 9.0   50.0 13.0 2       16.0 17t 1    6    1    0    0.0    0    0    0    0    6-5

51    Frank Zombo                            LB       6-3       254       28       6       Central Michigan                            UFA-14

FRANK ZOMBO'S NFL REGULAR SEASON STATISTICS

		TACKLES									INTERCEPTIONS						O. FUMB			ST		MISC	
SEASON	TEAM	GP	GS	TK	S	A	TFL	YDS	SK	YDS	QBH	NO	YDS	LG	TD	PD	FF	FR	YDS	S	A	S	A
2010	Packers	13	8	38	28	10	5	0	4.0	34.0	6	0	0	0	0	0	2	0	0	0	0	0	0
2011	Packers	5	1	10	7	2	1	0	1.0	7.0	1	0	0	0	0	0	0	0	0	1	0	0	0
2012	Packers	7	0	8	4	2	0	0	0.0	0.0	0	0	0	0	0	0	0	0	0	1	1	0	0
2013	Chiefs	16	5	27	20	3	0	0	2.0	15.0	5	1	5	5	0	2	1	1	0	3	1	0	0
2014	Chiefs	16	0	8	1	0	0	0	0.0	0.0	0	0	0	0	0	0	0	2	0	7	0	0	0
2015*	Chiefs	11	0	4	3	1	0	0	0.0	0.0	0	0	0	0	0	0	0	0	0	2	0	0	0
NFL TOTALS		68	14	95	63	18	6.0	0.0	7.0	56.0	12	1	5	5	0	2	3	3	0	14	2.0	0	0.0

2015 GAME-BY-GAME REGULAR SEASON STATISTICS (KANSAS CITY CHIEFS)

			TACKLES						INTERCEPTIONS						O. FUMB			ST		MISC			
OPPONENT		P/S	TK	S	A	SK	YDS	TFL	YDS	QBH	NO	YDS	LG	TD	PD	FF	FR	YDS	S	A	S	A	W/L
09/13*	at Texans	P	0	0	0	0.0	0.0	0.0	0.0	0	0	0.0	0	0	0	0	0	0.0	0	0	0	0	W
09/17*	BRONCOS	P	0	0	0	0.0	0.0	0.0	0.0	0	0	0.0	0	0	0	0	0	0.0	0	0	0	0	L
09/28*	at Packers	P	0	0	0	0.0	0.0	0.0	0.0	0	0	0.0	0	0	0	0	0	0.0	0	0	0	0	L
10/04*	at Bengals	P	0	0	0	0.0	0.0	0.0	0.0	0	0	0.0	0	0	0	0	0	0.0	0	0	0	0	L
10/11*	BEARS	P	0	0	0	0.0	0.0	0.0	0.0	0	0	0.0	0	0	0	0	0	0.0	0	0	0	0	L
10/18*	at Vikings	P	0	0	0	0.0	0.0	0.0	0.0	0	0	0.0	0	0	0	0	0	0.0	0	0	0	0	L
10/25*	STEELERS	P	0	0	0	0.0	0.0	0.0	0.0	0	0	0.0	0	0	0	0	0	0.0	0	0	0	0	W
11/01*	LIONS	P	0	0	0	0.0	0.0	0.0	0.0	0	0	0.0	0	0	0	0	0	0.0	1	0	0	0	W
11/15*	at Broncos	P	0	0	0	0.0	0.0	0.0	0.0	0	0	0.0	0	0	0	0	0	0.0	1	0	0	0	W

11/22*	at Chargers	P	0	0	0	0.0	0.0	0.0	0.0	0	0	0.0	0	0	0	0	0	0.0	0	0	0	0	W
11/29*	BILLS	P	4	3	1	0.0	0.0	0.0	0.0	0	0	0.0	0	0	0	0	0	0.0	0	0	0	0	W
2015 TOTALS			11-0	4	3	1	0	0.0	0.0	0.0	0.0	0	0.0	0	0	0	0	0.0	2	0	0	0	6-5

53	Ramik Wilson	LB	6-2	237	23	R	Georgia	D4-15
----	--------------	----	-----	-----	----	---	---------	-------

RAMIK WILSON'S NFL REGULAR SEASON STATISTICS

		TACKLES								INTERCEPTIONS						O. FUMB			ST		MISC		
SEASON	TEAM	GP	GS	TK	S	A	TFL	YDS	SK	YDS	QBH	NO	YDS	LG	TD	PD	FF	FR	YDS	S	A	S	A
2015*	Chiefs	6	2	20	13	7	0	0	0.0	0.0	0	0	0	0	0	0	0	1	0	0	0	0	0
NFL TOTALS		6	2	20	13	7	0.0	0.0	0.0	0.0	0	0	0	0	0	0	0	1	0	0	0.0	0	0.0

2015 GAME-BY-GAME REGULAR SEASON STATISTICS (KANSAS CITY CHIEFS)

		TACKLES							INTERCEPTIONS							O. FUMB		ST		MISC			
OPPONENT		P/S	TK	S	A	SK	YDS	TFL	YDS	QBH	NO	YDS	LG	TD	PD	FF	FR	YDS	S	A	S	A	W/L
09/13*	at Texans	P	0	0	0	0.0	0.0	0.0	0.0	0	0	0.0	0	0	0	0	0	0.0	0	0	0	0	W
09/17*	BRONCOS	P	0	0	0	0.0	0.0	0.0	0.0	0	0	0.0	0	0	0	0	0	0.0	0	0	0	0	L
09/28*	at Packers	P	0	0	0	0.0	0.0	0.0	0.0	0	0	0.0	0	0	0	0	0	0.0	0	0	0	0	L
10/04*	at Bengals	P	8	4	4	0.0	0.0	0.0	0.0	0	0	0.0	0	0	0	0	0	0.0	0	0	0	0	L
10/11*	BEARS	S	4	2	2	0.0	0.0	0.0	0.0	0	0	0.0	0	0	0	0	1	0.0	0	0	0	0	L
10/18*	at Vikings	S	8	7	1	0.0	0.0	0.0	0.0	0	0	0.0	0	0	0	0	0	0.0	0	0	0	0	L
10/25*	STEELERS	NOT ACTIVE																				W	
11/01*	LIONS	NOT ACTIVE																				W	
11/15*	at Broncos	NOT ACTIVE																				W	
11/22*	at Chargers	NOT ACTIVE																				W	
11/29*	BILLS	DID NOT PLAY																				W	
2015 TOTALS		6-2	20	13	7	0	0.0	0.0	0.0	0.0	0	0.0	0	0	0	0	1	0.0	0	0	0	0	6-5



54	Dezman Moses	LB	6-2	249	26	4	Tulane	FA-15
----	--------------	----	-----	-----	----	---	--------	-------

#### DEZMAN MOSES' NFL REGULAR SEASON STATISTICS

		TACKLES										INTERCEPTIONS						O. FUMB			ST		MISC	
SEASON	TEAM	GP	GS	TK	S	A	TFL	YDS	SK	YDS	QBH	NO	YDS	LG	TD	PD	FF	FR	YDS	S	A	S	A	
2012	Packers	16	6	27	12	12	2	0	4.0	10.0	6	0	0	0	0	2	1	0	0	2	1	0	0	
2013	Chiefs	13	0	5	1	0	0	0	0.0	0.0	0	0	0	0	0	0	0	0	0	2	2	0	0	
2015*	Chiefs	8	0	1	1	0	0	0	0.0	0.0	0	0	0	0	0	0	0	0	0	0	0	0	0	
NFL TOTALS		37	6	33	14	12	2.0	0.0	4.0	10.0	6	0	0	0	0	2	1	0	0	4	3.0	0	0.0	

#### 2015 GAME-BY-GAME REGULAR SEASON STATISTICS (KANSAS CITY CHIEFS)

		TACKLES					INTERCEPTIONS								O. FUMB			ST		MISC			
OPPONENT		P/S	TK	S	A	SK	YDS	TFL	YDS	QBH	NO	YDS	LG	TD	PD	FF	FR	YDS	S	A	S	A	W/L
09/13*	at Texans	P	0	0	0	0.0	0.0	0.0	0.0	0	0	0.0	0	0	0	0	0	0.0	0	0	0	0	W
09/17*	BRONCOS	NOT ACTIVE																					L
09/28*	at Packers	NOT ACTIVE																					L
10/04*	at Bengals	NOT ACTIVE																					L
10/11*	BEARS	P	0	0	0	0.0	0.0	0.0	0.0	0	0	0.0	0	0	0	0	0	0.0	0	0	0	0	L
10/18*	at Vikings	P	0	0	0	0.0	0.0	0.0	0.0	0	0	0.0	0	0	0	0	0	0.0	0	0	0	0	L
10/25*	STEELERS	P	0	0	0	0.0	0.0	0.0	0.0	0	0	0.0	0	0	0	0	0	0.0	0	0	0	0	W
11/01*	LIONS	P	0	0	0	0.0	0.0	0.0	0.0	0	0	0.0	0	0	0	0	0	0.0	0	0	0	0	W
11/15*	at Broncos	P	0	0	0	0.0	0.0	0.0	0.0	0	0	0.0	0	0	0	0	0	0.0	0	0	0	0	W
11/22*	at Chargers	P	0	0	0	0.0	0.0	0.0	0.0	0	0	0.0	0	0	0	0	0	0.0	0	0	0	0	W
11/29*	BILLS	P	1	1	0	0.0	0.0	0.0	0.0	0	0	0.0	0	0	0	0	0	0.0	0	0	0	0	W
2015 TOTALS		8-0	1	1	0	0	0.0	0.0	0.0	0.0	0	0.0	0	0	0	0	0	0.0	0	0	0	0	6-5

55	Dee Ford	LB	6-2	252	24	2	Auburn	D1-14
----	----------	----	-----	-----	----	---	--------	-------

# DEE FORD'S NFL REGULAR SEASON STATISTICS

		TACKLES								INTERCEPTIONS						O. FUMB			ST		MISC		
SEASON	TEAM	GP	GS	TK	S	A	TFL	YDS	SK	YDS	QBH	NO	YDS	LG	TD	PD	FF	FR	YDS	S	A	S	A
2014	Chiefs	16	0	8	4	4	0	0	1.5	10.0	5	0	0	0	0	1	0	0	0	0	0	0	0
2015*	Chiefs	9	0	9	8	1	0	0	0.0	0.0	1	0	0	0	0	1	0	0	0	0	0	0	0
NFL TOTALS		25	0	17	12	5	0.0	0.0	1.5	10.0	6	0	0	0	0	2	0	0	0	0	0.0	0	0.0

# 2015 GAME-BY-GAME REGULAR SEASON STATISTICS (KANSAS CITY CHIEFS)

			TACKLES					INTERCEPTIONS							O. FUMB			ST		MISC			
OPPONENT		P/S	TK	S	A	SK	YDS	TFL	YDS	QBH	NO	YDS	LG	TD	PD	FF	FR	YDS	S	A	S	A	W/L
09/13*	at Texans	P	2	2	0	0.0	0.0	0.0	0.0	0	0	0.0	0	0	0	0	0	0.0	0	0	0	0	W
09/17*	BRONCOS	P	0	0	0	0.0	0.0	0.0	0.0	1	0	0.0	0	0	0	0	0	0.0	0	0	0	0	L
09/28*	at Packers	P	1	1	0	0.0	0.0	0.0	0.0	0	0	0.0	0	0	0	0	0	0.0	0	0	0	0	L
10/04*	at Bengals	P	0	0	0	0.0	0.0	0.0	0.0	0	0	0.0	0	0	0	0	0	0.0	0	0	0	0	L
10/11*	BEARS	P	2	1	1	0.0	0.0	0.0	0.0	0	0	0.0	0	0	0	0	0	0.0	0	0	0	0	L
10/18*	at Vikings	P	0	0	0	0.0	0.0	0.0	0.0	0	0	0.0	0	0	0	0	0	0.0	0	0	0	0	L
10/25*	STEELERS	P	2	2	0	0.0	0.0	0.0	0.0	0	0	0.0	0	0	0	0	0	0.0	0	0	0	0	W
11/01*	LIONS	P	2	2	0	0.0	0.0	0.0	0.0	0	0	0.0	0	0	1	0	0	0.0	0	0	0	0	W
11/15*	at Broncos	P	0	0	0	0.0	0.0	0.0	0.0	0	0	0.0	0	0	0	0	0	0.0	0	0	0	0	W
11/22*	at Chargers	NOT ACTIVE																				W	
11/29*	BILLS	NOT ACTIVE																				W	
2015 TOTALS		9-0	9	8	1	0	0.0	0.0	0.0	1.0	0	0.0	0	0	1	0	0	0.0	0	0	0	0	6-5

56	Derrick Johnson	LB	6-3	242	33	11	Texas	D1-05
----	-----------------	----	-----	-----	----	----	-------	-------

DERRICK JOHNSON'S NFL REGULAR SEASON STATISTICS

		TACKLES								INTERCEPTIONS						O. FUMB			ST		MISC		
SEASON	TEAM	GP	GS	TK	S	A	TFL	YDS	SK	YDS	QBH	NO	YDS	LG	TD	PD	FF	FR	YDS	S	A	S	A
2005	Chiefs	16	16	111	87	23	0	0	2.0	14.0	0	0	0	0	0	5	2	1	0	1	0	0	0
2006	Chiefs	13	12	83	66	17	0	0	4.5	22.5	5	0	0	0	0	2	2	2	0	0	0	0	0
2007	Chiefs	16	16	108	89	18	0	0	4.0	34.0	6	2	18	12	0	6	3	0	0	1	0	0	0
2008	Chiefs	14	14	91	65	25	6	0	1.5	12.5	2	1	7	7	0	6	4	0	0	1	0	0	0
2009	Chiefs	15	3	38	24	9	2	0	1.0	7.0	1	3	175	70	2	5	1	0	0	4	1	0	0
2010	Chiefs	16	16	147	107	40	8	0	1.0	11.0	1	1	15	15t	1	16	4	1	0	0	0	0	0
2011	Chiefs	16	16	179	131	48	10	0	2.0	10.0	3	2	18	17	0	9	1	1	0	0	0	0	0
2012	Chiefs	16	16	124	109	15	12	0	2.0	10.0	5	0	0	0	0	4	3	0	0	0	0	0	0
2013	Chiefs	15	15	107	95	12	12	35	4.5	27.0	10	2	44	41	0	6	0	2	11	0	0	0	0
2014	Chiefs	1	1	4	4	0	0	0	0.0	0.0	0	0	0	0	0	0	0	0	0	0	0	0	0
2015*	Chiefs	11	11	68	56	12	6	29	3.0	23.0	4	1	18	18	0	6	0	0	0	0	0	0	0
NFL TOTALS		149	136	1060	833	219	56.0	64.0	25.5	171.0	37	12	295	70	3	65	20	7	11	7	1.0	0	0.0

2015 GAME-BY-GAME REGULAR SEASON STATISTICS (KANSAS CITY CHIEFS)

		TACKLES								INTERCEPTIONS						O. FUMB			ST		MISC		
OPPONENT		P/S	TK	S	A	SK	YDS	TFL	YDS	QBH	NO	YDS	LG	TD	PD	FF	FR	YDS	S	A	S	A	W/L
09/13*	at Texans	S	8	6	2	1.0	9.0	2.0	9.0	1	0	0.0	0	0	1	0	0	0.0	0	0	0	0	W
09/17*	BRONCOS	S	2	2	0	0.0	0.0	0.0	0.0	0	0	0.0	0	0	0	0	0	0.0	0	0	0	0	L
09/28*	at Packers	S	8	8	0	0.0	0.0	0.0	0.0	0	0	0.0	0	0	1	0	0	0.0	0	0	0	0	L
10/04*	at Bengals	S	2	1	1	0.0	0.0	0.0	0.0	0	0	0.0	0	0	0	0	0	0.0	0	0	0	0	L
10/11*	BEARS	S	5	5	0	0.0	0.0	0.0	0.0	1	0	0.0	0	0	0	0	0	0.0	0	0	0	0	L
10/18*	at Vikings	S	9	6	3	0.0	0.0	0.0	0.0	0	0	0.0	0	0	0	0	0	0.0	0	0	0	0	L

10/25*	STEELERS	S	4	2	2	0.0	0.0	0.0	0.0	0	1	18.0	18	0	2	0	0	0.0	0	0	0	0	W	
11/01*	LIONS	S	5	5	0	1.0	7.0	1.0	7.0	1	0	0.0	0	0	0	0	0	0.0	0	0	0	0	W	
11/15*	at Broncos	S	7	6	1	1.0	7.0	2.0	9.0	1	0	0.0	0	0	0	0	0	0.0	0	0	0	0	W	
11/22*	at Chargers	S	9	8	1	0.0	0.0	0.0	0.0	0	0	0.0	0	0	1	0	0	0.0	0	0	0	0	W	
11/29*	BILLS	S	9	7	2	0.0	0.0	1.0	4.0	0	0	0.0	0	0	1	0	0	0.0	0	0	0	0	W	
2015 TOTALS			11-11	68	56	12	3	23.0	6.0	29.0	4.0	1	18.0	18	0	6	0	0	0.0	0	0	0	0	6-5

57	D.J. Alexander	LB	6-2	233	23	R	Oregon State	D5a-15
----	----------------	----	-----	-----	----	---	--------------	--------

#### D.J. ALEXANDER'S NFL REGULAR SEASON STATISTICS

		TACKLES										INTERCEPTIONS					O. FUMB			ST		MISC	
SEASON	TEAM	GP	GS	TK	S	A	TFL	YDS	SK	YDS	QBH	NO	YDS	LG	TD	PD	FF	FR	YDS	S	A	S	A
2015*	Chiefs	11	0	2	1	1	0	0	0.0	0.0	0	0	0	0	0	0	0	0	0	8	0	0	0
<b>NFL TOTALS</b>		<b>11</b>	<b>0</b>	<b>2</b>	<b>1</b>	<b>1</b>	<b>0.0</b>	<b>0.0</b>	<b>0.0</b>	<b>0.0</b>	<b>0</b>	<b>0</b>	<b>0</b>	<b>0</b>	<b>0</b>	<b>0</b>	<b>0</b>	<b>0</b>	<b>0</b>	<b>8</b>	<b>0.0</b>	<b>0</b>	<b>0.0</b>

#### 2015 GAME-BY-GAME REGULAR SEASON STATISTICS (KANSAS CITY CHIEFS)

			TACKLES					INTERCEPTIONS							O. FUMB			ST		MISC			
OPPONENT		P/S	TK	S	A	SK	YDS	TFL	YDS	QBH	NO	YDS	LG	TD	PD	FF	FR	YDS	S	A	S	A	W/L
09/13*	at Texans	P	0	0	0	0.0	0.0	0.0	0.0	0	0	0.0	0	0	0	0	0	0.0	2	0	0	0	W
09/17*	BRONCOS	P	0	0	0	0.0	0.0	0.0	0.0	0	0	0.0	0	0	0	0	0	0.0	1	0	0	0	L
09/28*	at Packers	P	0	0	0	0.0	0.0	0.0	0.0	0	0	0.0	0	0	0	0	0	0.0	1	0	0	0	L
10/04*	at Bengals	P	0	0	0	0.0	0.0	0.0	0.0	0	0	0.0	0	0	0	0	0	0.0	1	0	0	0	L
10/11*	BEARS	P	0	0	0	0.0	0.0	0.0	0.0	0	0	0.0	0	0	0	0	0	0.0	0	0	0	0	L
10/18*	at Vikings	P	0	0	0	0.0	0.0	0.0	0.0	0	0	0.0	0	0	0	0	0	0.0	1	0	0	0	L
10/25*	STEELERS	P	0	0	0	0.0	0.0	0.0	0.0	0	0	0.0	0	0	0	0	0	0.0	0	0	0	0	W
11/01*	LIONS	P	0	0	0	0.0	0.0	0.0	0.0	0	0	0.0	0	0	0	0	0	0.0	1	0	0	0	W

11/15*	at Broncos	P	0	0	0	0.0	0.0	0.0	0.0	0	0	0.0	0	0	0	0	0	0.0	0	0	0	0	W
11/22*	at Chargers	P	2	1	1	0.0	0.0	0.0	0.0	0	0	0.0	0	0	0	0	0	0.0	1	0	0	0	W
11/29*	BILLS	P	0	0	0	0.0	0.0	0.0	0.0	0	0	0.0	0	0	0	0	0	0.0	0	0	0	0	W
<b>2015 TOTALS</b>			<b>11-0</b>	<b>2</b>	<b>1</b>	<b>1</b>	<b>0</b>	<b>0.0</b>	<b>0.0</b>	<b>0.0</b>	<b>0.0</b>	<b>0</b>	<b>0.0</b>	<b>0</b>	<b>0</b>	<b>0</b>	<b>0</b>	<b>0.0</b>	<b>8</b>	<b>0</b>	<b>0</b>	<b>0</b>	<b>6-5</b>

61	Mitch Morse	C	6-6	305	23	R	Missouri	D2-15
----	-------------	---	-----	-----	----	---	----------	-------

MITCH MORSE'S NFL REGULAR SEASON STATISTICS

SEASON	TEAM	GP	GS
2015*	Chiefs	11	11
<b>NFL TOTALS</b>		<b>11</b>	<b>11</b>

2015 GAME-BY-GAME REGULAR SEASON STATISTICS (KANSAS CITY CHIEFS)

SEASON	OPPONENT	P/S	W/L	SCORE
09/13*	at Texans	S	W	27-20
09/17*	BRONCOS	S	L	24-31
09/28*	at Packers	S	L	28-38
10/04*	at Bengals	S	L	21-36
10/11*	BEARS	S	L	17-18
10/18*	at Vikings	S	L	10-16
10/25*	STEELERS	S	W	23-13
11/01*	LIONS	S	W	45-10
11/15*	at Broncos	S	W	29-13
11/22*	at Chargers	S	W	33-3
11/29*	BILLS	S	W	30-22
<b>2015 TOTALS</b>		<b>11-11</b>	<b>6-5</b>	

66	Ben Grubbs	G	6-3	310	31	9	Auburn	T (NO)-15
----	------------	---	-----	-----	----	---	--------	-----------

**BEN**

**GRUBBS' NFL REGULAR SEASON STATISTICS**

SEASON	TEAM	GP	GS
2007	Ravens	16	12
2008	Ravens	16	16
2009	Ravens	16	16
2010	Ravens	16	16
2011	Ravens	10	10
2012	Saints	16	16
2013	Saints	16	16
2014	Saints	16	16
2015*	Chiefs	7	7
NFL TOTALS		129	125

**2015 GAME-BY-GAME REGULAR SEASON STATISTICS (KANSAS CITY CHIEFS)**

SEASON	OPPONENT	P/S	W/L	SCORE
09/13*	at Texans	S	W	27-20
09/17*	BRONCOS	S	L	24-31
09/28*	at Packers	S	L	28-38
10/04*	at Bengals	S	L	21-36
10/11*	BEARS	S	L	17-18
10/18*	at Vikings	S	L	10-16
10/25*	STEELERS	S	W	23-13
11/01*	LIONS	NOT ACTIVE	W	45-10
11/15*	at Broncos	NOT ACTIVE	W	29-13



11/22*	at Chargers	NOT ACTIVE	W	33-3
11/29*	BILLS	NOT ACTIVE	W	30-22
<b>2015 TOTALS</b>		<b>7-7</b>	<b>6-5</b>	

70	Mike DeVito	DE	6-3	305	31	9	Maine	UFA-13
----	-------------	----	-----	-----	----	---	-------	--------

# MIKE DEVITO'S NFL REGULAR SEASON STATISTICS

		TACKLES										INTERCEPTIONS					O. FUMB			ST		MISC	
SEASON	TEAM	GP	GS	TK	S	A	TFL	YDS	SK	YDS	QBH	NO	YDS	LG	TD	PD	FF	FR	YDS	S	A	S	A
2007	Jets	7	0	5	3	2	0	0	0.0	0.0	0	0	0	0	0	0	0	0	0	0	0	0	0
2008	Jets	16	0	24	15	9	2	0	0.5	5.0	2	0	0	0	0	0	0	0	0	0	0	0	0
2009	Jets	15	1	28	20	8	1	0	0.0	0.0	1	0	0	0	0	0	0	3	7	0	0	0	0
2010	Jets	16	11	59	34	25	4	0	0.0	0.0	3	0	0	0	0	1	2	0	0	0	0	0	0
2011	Jets	12	11	34	27	7	1	0	1.0	1.0	0	0	0	0	0	0	2	0	0	0	0	0	0
2012	Jets	16	15	52	27	25	2	0	1.0	8.0	1	0	0	0	0	0	2	0	0	0	0	0	0
2013	Chiefs	14	13	28	18	10	1	1	0.0	0.0	0	0	0	0	0	1	0	0	0	0	0	0	0
2014	Chiefs	1	1	1	0	1	0	0	0.0	0.0	0	0	0	0	0	1	0	0	0	0	0	0	0
2015*	Chiefs	9	5	14	9	5	4	13	2.0	11.0	2	0	0	0	0	0	0	0	0	0	0	0	0
<b>NFL TOTALS</b>		<b>106</b>	<b>57</b>	<b>245</b>	<b>153</b>	<b>92</b>	<b>15.0</b>	<b>14.0</b>	<b>4.5</b>	<b>25.0</b>	<b>9</b>	<b>0</b>	<b>0</b>	<b>0</b>	<b>0</b>	<b>3</b>	<b>6</b>	<b>3</b>	<b>7</b>	<b>0</b>	<b>0.0</b>	<b>0</b>	<b>0.0</b>

# 2015 GAME-BY-GAME REGULAR SEASON STATISTICS (KANSAS CITY CHIEFS)

			TACKLES						INTERCEPTIONS						O. FUMB			ST		MISC			
OPPONENT		P/S	TK	S	A	SK	YDS	TFL	YDS	QBH	NO	YDS	LG	TD	PD	FF	FR	YDS	S	A	S	A	W/L
09/13*	at Texans	S	0	0	0	0.0	0.0	0.0	0.0	0	0	0.0	0	0	0	0	0	0.0	0	0	0	0	W
09/17*	BRONCOS	S	3	2	1	1.0	4.0	1.0	4.0	1	0	0.0	0	0	0	0	0	0.0	0	0	0	0	L
09/28*	at Packers	P	2	2	0	0.0	0.0	1.0	1.0	0	0	0.0	0	0	0	0	0	0.0	0	0	0	0	L
10/04*	at Bengals	P	1	0	1	0.0	0.0	0.0	0.0	0	0	0.0	0	0	0	0	0	0.0	0	0	0	0	L

10/11*	BEARS	P	1	0	1	0.0	0.0	0.0	0.0	0	0	0.0	0	0	0	0	0	0.0	0	0	0	0	L
10/18*	at Vikings	P	4	3	1	0.0	0.0	1.0	1.0	0	0	0.0	0	0	0	0	0	0.0	0	0	0	0	L
10/25*	STEELERS	NOT ACTIVE																				W	
11/01*	LIONS	NOT ACTIVE																				W	
11/15*	at Broncos	S	2	2	0	1.0	7.0	1.0	7.0	1	0	0.0	0	0	0	0	0	0.0	0	0	0	0	W
11/22*	at Chargers	S	1	0	1	0.0	0.0	0.0	0.0	0	0	0.0	0	0	0	0	0	0.0	0	0	0	0	W
11/29*	BILLS	S	0	0	0	0.0	0.0	0.0	0.0	0	0	0.0	0	0	0	0	0	0.0	0	0	0	0	W
2015 TOTALS		9-5	14	9	5	2	11.0	4.0	13.0	2.0	0	0.0	0	0	0	0	0	0.0	0	0	0	0	6-5

71	Jeff Allen	OL	6-4	306	25	4	Illinois	D2-12
----	------------	----	-----	-----	----	---	----------	-------

#### JEFF ALLEN'S NFL REGULAR SEASON STATISTICS

SEASON	TEAM	GP	GS
2012	Chiefs	16	13
2013	Chiefs	15	14
2014	Chiefs	1	1
2015*	Chiefs	9	5
<b>NFL TOTALS</b>		<b>41</b>	<b>33</b>

#### 2015 GAME-BY-GAME REGULAR SEASON STATISTICS (KANSAS CITY CHIEFS)

SEASON	OPPONENT	P/S	W/L	SCORE
09/13*	at Texans	NOT ACTIVE	W	27-20
09/17*	BRONCOS	NOT ACTIVE	L	24-31
09/28*	at Packers	P	L	28-38
10/04*	at Bengals	P	L	21-36
10/11*	BEARS	P	L	17-18
10/18*	at Vikings	P	L	10-16

10/25*	STEELERS	S	W	23-13
11/01*	LIONS	S	W	45-10
11/15*	at Broncos	S	W	29-13
11/22*	at Chargers	S	W	33-3
11/29*	BILLS	S	W	30-22
<b>2015 TOTALS</b>		<b>9-5</b>	<b>6-5</b>	

72	Eric Fisher	T	6-7	315	24	3	Central Michigan	D1-13
----	-------------	---	-----	-----	----	---	------------------	-------

#### ERIC FISHER'S NFL REGULAR SEASON STATISTICS

SEASON	TEAM	GP	GS
2013	Chiefs	14	13
2014	Chiefs	16	16
2015*	Chiefs	11	9
<b>NFL TOTALS</b>		<b>41</b>	<b>38</b>

#### 2015 GAME-BY-GAME REGULAR SEASON STATISTICS (KANSAS CITY CHIEFS)

SEASON	OPPONENT	P/S	W/L	SCORE
09/13*	at Texans	P	W	27-20
09/17*	BRONCOS	P	L	24-31
09/28*	at Packers	S	L	28-38
10/04*	at Bengals	S	L	21-36
10/11*	BEARS	S	L	17-18
10/18*	at Vikings	S	L	10-16
10/25*	STEELERS	S	W	23-13
11/01*	LIONS	S	W	45-10

11/15*	at Broncos	S	W	29-13
11/22*	at Chargers	S	W	33-3
11/29*	BILLS	S	W	30-22
<b>2015 TOTALS</b>		<b>11-9</b>	<b>6-5</b>	

73	Zach Fulton	OL	6-5	316	24	2	Tennessee	D6a-14
----	-------------	----	-----	-----	----	---	-----------	--------

#### ZACH FULTON'S NFL REGULAR SEASON STATISTICS

SEASON	TEAM	GP	GS
2014	Chiefs	16	16
2015*	Chiefs	11	3
<b>NFL TOTALS</b>		<b>27</b>	<b>19</b>

#### 2015 GAME-BY-GAME REGULAR SEASON STATISTICS (KANSAS CITY CHIEFS)

SEASON	OPPONENT	P/S	W/L	SCORE
09/13*	at Texans	P	W	27-20
09/17*	BRONCOS	P	L	24-31
09/28*	at Packers	P	L	28-38
10/04*	at Bengals	S	L	21-36
10/11*	BEARS	S	L	17-18
10/18*	at Vikings	S	L	10-16
10/25*	STEELERS	P	W	23-13
11/01*	LIONS	P	W	45-10
11/15*	at Broncos	P	W	29-13
11/22*	at Chargers	P	W	33-3
11/29*	BILLS	P	W	30-22
<b>2015 TOTALS</b>		<b>11-3</b>	<b>6-5</b>	

75	Jah Reid	T	6-7	327	27	5	UCF	FA-15
----	----------	---	-----	-----	----	---	-----	-------

#### JAH REID'S NFL REGULAR SEASON STATISTICS

SEASON	TEAM	GP	GS
2012	Ravens	16	0
2012	Ravens	9	7
2013	Ravens	10	0
2014	Ravens	4	0
2015*	Chiefs	6	6
<b>NFL TOTALS</b>		<b>45</b>	<b>13</b>

#### 2015 GAME-BY-GAME REGULAR SEASON STATISTICS (KANSAS CITY CHIEFS)

SEASON	OPPONENT	P/S	W/L	SCORE
09/13*	at Texans	S	W	27-20
09/17*	BRONCOS	S	L	24-31
09/28*	at Packers	NOT ACTIVE	L	28-38
10/04*	at Bengals	NOT ACTIVE	L	21-36
10/11*	BEARS	NOT ACTIVE	L	17-18
10/18*	at Vikings	NOT ACTIVE	L	10-16
10/25*	STEELERS	NOT ACTIVE	W	23-13
11/01*	LIONS	S	W	45-10
11/15*	at Broncos	S	W	29-13
11/22*	at Chargers	S	W	33-3
11/29*	BILLS	S	W	30-22
<b>2015 TOTALS</b>		<b>6-6</b>	<b>6-5</b>	

76	Laurent Duvernay-Tardif	G	6-5	321	24	2	McGill	D6b-14
----	-------------------------	---	-----	-----	----	---	--------	--------

#### LAURENT DUVERNAY-TARDIF'S NFL REGULAR SEASON STATISTICS

SEASON	TEAM	GP	GS
2014	Chiefs	0	0
2015*	Chiefs	11	8
<b>NFL TOTALS</b>		<b>11</b>	<b>8</b>

#### 2015 GAME-BY-GAME REGULAR SEASON STATISTICS (KANSAS CITY CHIEFS)

SEASON	OPPONENT	P/S	W/L	SCORE
09/13*	at Texans	S	W	27-20
09/17*	BRONCOS	S	L	24-31
09/28*	at Packers	S	L	28-38
10/04*	at Bengals	P	L	21-36
10/11*	BEARS	P	L	17-18
10/18*	at Vikings	P	L	10-16
10/25*	STEELERS	S	W	23-13
11/01*	LIONS	S	W	45-10
11/15*	at Broncos	S	W	29-13
11/22*	at Chargers	S	W	33-3
11/29*	BILLS	S	W	30-22
<b>2015 TOTALS</b>		<b>11-8</b>	<b>6-5</b>	

79	Donald Stephenson	OL	6-6	312	27	4	Oklahoma	D3-12
----	-------------------	----	-----	-----	----	---	----------	-------

#### DONALD STEPHENSON'S NFL REGULAR SEASON STATISTICS

SEASON	TEAM	GP	GS
--------	------	----	----



2012	Chiefs	16	7
2013	Chiefs	16	7
2014	Chiefs	12	0
2015*	Chiefs	11	6
<b>NFL TOTALS</b>		<b>55</b>	<b>20</b>

#### 2015 GAME-BY-GAME REGULAR SEASON STATISTICS (KANSAS CITY CHIEFS)

SEASON	OPPONENT	P/S	W/L	SCORE
09/13*	at Texans	S	W	27-20
09/17*	BRONCOS	S	L	24-31
09/28*	at Packers	S	L	28-38
10/04*	at Bengals	S	L	21-36
10/11*	BEARS	S	L	17-18
10/18*	at Vikings	S	L	10-16
10/25*	STEELERS	P	W	23-13
11/01*	LIONS	P	W	45-10
11/15*	at Broncos	P	W	29-13
11/22*	at Chargers	P	W	33-3
11/29*	BILLS	P	W	30-22
<b>2015 TOTALS</b>		<b>11-6</b>	<b>6-5</b>	

81	Jason Avant	WR	6-0	210	32	10	Michigan	UFA-15
----	-------------	----	-----	-----	----	----	----------	--------

#### JASON AVANT'S NFL REGULAR SEASON RUSHING STATISTICS

SEASON	TEAM	GP	GS	RUSHING					RECEIVING				
				NO.	YDS.	AVG.	LG	TD	NO.	YDS	AVG	LG	TD
2006	Eagles	8	3	0	0	0.0	0	0	7	68	9.7	18	1

2007	Eagles	15	5	1	1	1.0	1	0	23	267	11.6	31	2
2008	Eagles	15	6	0	0	0.0	0	0	32	377	11.8	31	2
2009	Eagles	16	9	0	0	0.0	0	0	41	587	14.3	58	3
2010	Eagles	16	3	0	0	0.0	0	0	51	573	11.2	34	1
2011	Eagles	16	7	0	0	0.0	0	0	52	679	13.1	35	1
2012	Eagles	14	6	0	0	0.0	0	0	53	648	12.2	39	0
2013	Eagles	16	13	0	0	0.0	0	0	38	447	11.8	31	2
2014	Chiefs	5	0	0	0	0.0	0	0	13	152	11.7	41	0
2014	Panthers	11	0	1	1	1.0	1	0	21	201	9.6	22	1
2015*	Chiefs	11	0	0	0	0.0	0	0	11	92	8.4	20	0
NFL TOTALS		143	52	2	2	1.0	1	0	342	4,091	12.0	58	13

## 2015 GAME-BY-GAME REGULAR SEASON STATISTICS (KANSAS CITY CHIEFS)

[illegible]

2015 TOTALS	11-0	11	92	20	0	0	0	0	0	0	6-5
-------------	------	----	----	----	---	---	---	---	---	---	-----

82	Brian Parker	TE	6-4	265	23	R	Albany	W (SD)-15
----	--------------	----	-----	-----	----	---	--------	-----------

**BRIAN PARKER'S NFL REGULAR SEASON RUSHING STATISTICS**

SEASON	TEAM	GP	GS	RUSHING					RECEIVING				
				NO.	YDS.	AVG.	LG	TD	NO.	YDS	AVG	LG	TD
2015*	Chiefs	4	0	0	0	0.0	0	0	1	6	6.0	6	0
NFL TOTALS		4	0	0	0	0.0	0	0	1	6	6.0	6	0

**2015 GAME-BY-GAME REGULAR SEASON STATISTICS (KANSAS CITY CHIEFS)**

SEASON	OPPONENT	P/S	RECEIVING				RUSHING				W/L	SCORE
			NO	YDS	LG	TD	ATT	YDS	LG	TD		
09/13*	at Texans	NOT ACTIVE									W	27-20
09/17*	BRONCOS	NOT ACTIVE									L	24-31
09/28*	at Packers	NOT ACTIVE									L	28-38
10/04*	at Bengals	NOT ACTIVE									L	21-36
10/11*	BEARS	NOT ACTIVE									L	17-18
10/18*	at Vikings	NOT ACTIVE									L	10-16
10/25*	STEELERS	NOT ACTIVE									W	23-13
11/01*	LIONS	P	0	0	0	0	0	0	0	0	W	45-10
11/15*	at Broncos	P	1	6	6	0	0	0	0	0	W	29-13
11/22*	at Chargers	P	0	0	0	0	0	0	0	0	W	33-3
11/29*	BILLS	P	0	0	0	0	0	0	0	0	W	30-22
2015 TOTALS		4-0	1	6	6	0	0	0	0	0	6-5	

84	Demetrius Harris	TE	6-7	230	24	2	UW-Milwaukee	FA-14
----	------------------	----	-----	-----	----	---	--------------	-------

# DEMETRIUS HARRIS' NFL REGULAR SEASON RUSHING STATISTICS

SEASON	TEAM	GP	GS	RUSHING					RECEIVING				
				NO.	YDS.	AVG.	LG	TD	NO.	YDS	AVG	LG	TD
2014	Chiefs	8	3	0	0	0.0	0	0	3	20	6.7	10	0
2015*	Chiefs	11	8	0	0	0.0	0	0	4	41	10.3	25	0
NFL TOTALS		19	11	0	0	0.0	0	0	7	61	8.7	25	0

# 2015 GAME-BY-GAME REGULAR SEASON STATISTICS (KANSAS CITY CHIEFS)

SEASON	OPPONENT	P/S	RECEIVING				RUSHING				W/L	SCORE
			NO	YDS	LG	TD	ATT	YDS	LG	TD		
09/13*	at Texans	P	0	0	0	0	0	0	0	0	W	27-20
09/17*	BRONCOS	S	0	0	0	0	0	0	0	0	L	24-31
09/28*	at Packers	S	0	0	0	0	0	0	0	0	L	28-38
10/04*	at Bengals	S	0	0	0	0	0	0	0	0	L	21-36
10/11*	BEARS	P	0	0	0	0	0	0	0	0	L	17-18
10/18*	at Vikings	S	2	15	9	0	0	0	0	0	L	10-16
10/25*	STEELERS	P	0	0	0	0	0	0	0	0	W	23-13
11/01*	LIONS	S	0	0	0	0	0	0	0	0	W	45-10
11/15*	at Broncos	S	0	0	0	0	0	0	0	0	W	29-13
11/22*	at Chargers	S	2	26	25	0	0	0	0	0	W	33-3
11/29*	BILLS	S	0	0	0	0	0	0	0	0	W	30-22
2015 TOTALS		11-8	4	41	25	0	0	0	0	0	6-5	

85	Frankie Hammond	WR	6-1	185	25	3	Florida	FA-14
----	-----------------	----	-----	-----	----	---	---------	-------

## FRANKIE HAMMOND'S NFL REGULAR SEASON RUSHING STATISTICS

SEASON	TEAM	GP	GS	RUSHING					RECEIVING				
				NO.	YDS.	AVG.	LG	TD	NO.	YDS	AVG	LG	TD
2014	Chiefs	16	3	0	0	0.0	0	0	4	45	11.3	22	0
2015*	Chiefs	4	0	0	0	0.0	0	0	0	0	0.0	0	0
NFL TOTALS		20	3	0	0	0.0	0	0	4	45	11.3	22	0

## FRANKIE HAMMOND'S NFL REGULAR SEASON RETURN STATISTICS

		KICKOFF RETURNS					PUNT RETURNS					
SEASON	TEAM	RET.	YDS.	AVG.	LG	TD	NO.	FC	YDS	AVG	LG	TD
2014	Chiefs	2	74	37.0	37	0	15	4	200	13.3	47	0
2015*	Chiefs	0	0	0.0	0	0	0	1	0	0.0	0	0
NFL TOTALS		2	74	37.0	37	0	15	5	200	13.3	47	0

## 2015 GAME-BY-GAME REGULAR SEASON STATISTICS (KANSAS CITY CHIEFS)

SEASON	OPPONENT	RECEIVING					RUSHING				W/L	SCORE
		P/S	NO	YDS	LG	TD	ATT	YDS	LG	TD		
09/13*	at Texans	NOT ACTIVE									W	27-20
09/17*	BRONCOS	NOT ACTIVE									L	24-31
09/28*	at Packers	NOT ACTIVE									L	28-38
10/04*	at Bengals	P	0	0	0	0	0	0	0	0	L	21-36
10/11*	BEARS	P	0	0	0	0	0	0	0	0	L	17-18
10/18*	at Vikings	NOT ACTIVE									L	10-16
10/25*	STEELERS	P	0	0	0	0	0	0	0	0	W	23-13
11/01*	LIONS	NOT ACTIVE									W	45-10

11/15*	at Broncos	PRACTICE SQUAD									W	29-13
11/22*	at Chargers	PRACTICE SQUAD									W	33-3
11/29*	BILLS	P	0	0	0	0	0	0	0	0	W	30-22
<b>2015 TOTALS</b>		<b>4-0</b>	<b>0</b>	<b>0</b>	<b>0</b>	<b>0</b>	<b>0</b>	<b>0</b>	<b>0</b>	<b>0</b>	<b>6-5</b>	

87	Travis Kelce	TE	6-5	260	26	3	Cincinnati	D3a-13
----	--------------	----	-----	-----	----	---	------------	--------

#### TRAVIS KELCE'S NFL REGULAR SEASON RUSHING STATISTICS

SEASON	TEAM	GP	GS	RUSHING					RECEIVING				
				NO.	YDS.	AVG.	LG	TD	NO.	YDS	AVG	LG	TD
2013	Chiefs	1	0	0	0	0.0	0	0	0	0	0.0	0	0
2014	Chiefs	16	11	0	0	0.0	0	0	67	862	12.9	34	5
2015*	Chiefs	11	11	0	0	0.0	0	0	54	689	12.8	42t	4
<b>NFL TOTALS</b>		<b>28</b>	<b>22</b>	<b>0</b>	<b>0</b>	<b>0.0</b>	<b>0</b>	<b>0</b>	<b>121</b>	<b>1,551</b>	<b>12.8</b>	<b>42t</b>	<b>9</b>

#### 2015 GAME-BY-GAME REGULAR SEASON STATISTICS (KANSAS CITY CHIEFS)

SEASON	OPPONENT	P/S	RECEIVING				RUSHING				W/L	SCORE
			NO	YDS	LG	TD	ATT	YDS	LG	TD		
09/13*	at Texans	S	6	106	42t	2	0	0	0	0	W	27-20
09/17*	BRONCOS	S	4	58	29	0	0	0	0	0	L	24-31
09/28*	at Packers	S	6	80	38	0	0	0	0	0	L	28-38
10/04*	at Bengals	S	5	49	14	0	0	0	0	0	L	21-36
10/11*	BEARS	S	3	35	16	0	0	0	0	0	L	17-18
10/18*	at Vikings	S	5	88	37	0	0	0	0	0	L	10-16
10/25*	STEELERS	S	5	73	26	0	0	0	0	0	W	23-13
11/01*	LIONS	S	6	49	18	1	0	0	0	0	W	45-10
11/15*	at Broncos	S	5	36	9	0	0	0	0	0	W	29-13



11/22*	at Chargers	S	5	46	16	0	0	0	0	0	W	33-3
11/29*	BILLS	S	4	69	38	1	0	0	0	0	W	30-22
<b>2015 TOTALS</b>		<b>11-11</b>	<b>54</b>	<b>689</b>	<b>42t</b>	<b>4</b>	<b>0</b>	<b>0</b>	<b>0</b>	<b>0</b>	<b>6-5</b>	

90	Josh Mauga	LB	6-1	245	28	6	Nevada	FA-14
----	------------	----	-----	-----	----	---	--------	-------

JOSH MAUGA'S NFL REGULAR SEASON STATISTICS

		TACKLES										INTERCEPTIONS					O. FUMB			ST		MISC	
SEASON	TEAM	GP	GS	TK	S	A	TFL	YDS	SK	YDS	QBH	NO	YDS	LG	TD	PD	FF	FR	YDS	S	A	S	A
2010	Jets	8	0	14	1	1	1	0	0.0	0.0	1	0	0	0	0	0	0	0	0	11	1	0	0
2011	Jets	16	1	25	9	7	1	0	0.0	0.0	0	1	11	11	0	1	0	0	0	8	1	0	0
2012	Jets	5	0	5	2	1	0	0	0.0	0.0	0	0	0	0	0	0	0	0	0	2	0	0	0
2014	Chiefs	16	16	103	82	21	4	14	0.5	3.5	6	0	0	0	0	3	0	0	0	0	0	0	0
2015*	Chiefs	9	9	35	29	6	3	13	1.0	9.0	1	1	4	4	0	2	0	0	0	1	0	0	0
<b>NFL TOTALS</b>		<b>54</b>	<b>26</b>	<b>182</b>	<b>123</b>	<b>36</b>	<b>9.0</b>	<b>27.0</b>	<b>1.5</b>	<b>12.5</b>	<b>8</b>	<b>2</b>	<b>15</b>	<b>11</b>	<b>0</b>	<b>6</b>	<b>0</b>	<b>0</b>	<b>0</b>	<b>22</b>	<b>2.0</b>	<b>0</b>	<b>0.0</b>

2015 GAME-BY-GAME REGULAR SEASON STATISTICS (KANSAS CITY CHIEFS)

		TACKLES							INTERCEPTIONS							O. FUMB			ST		MISC		
OPPONENT		P/S	TK	S	A	SK	YDS	TFL	YDS	QBH	NO	YDS	LG	TD	PD	FF	FR	YDS	S	A	S	A	W/L
09/13*	at Texans	S	5	2	3	0.0	0.0	0.0	0.0	0	0	0.0	0	0	0	0	0	0.0	0	0	0	0	W
09/17*	BRONCOS	S	3	3	0	0.0	0.0	1.0	3.0	0	0	0.0	0	0	0	0	0	0.0	0	0	0	0	L
09/28*	at Packers	S	4	3	1	0.0	0.0	0.0	0.0	0	0	0.0	0	0	1	0	0	0.0	1	0	0	0	L
10/04*	at Bengals	S	1	1	0	0.0	0.0	0.0	0.0	0	0	0.0	0	0	0	0	0	0.0	0	0	0	0	L
10/11*	BEARS	NOT ACTIVE																				L	
10/18*	at Vikings	NOT ACTIVE																				L	
10/25*	STEELERS	S	3	2	1	0.0	0.0	0.0	0.0	0	0	0.0	0	0	0	0	0	0.0	0	0	0	0	W

11/01*	LIONS	S	1	1	0	0.0	0.0	0.0	0.0	0	0	0.0	0	0	0	0	0	0.0	0	0	0	0	W
11/15*	at Broncos	S	2	2	0	0.0	0.0	0.0	0.0	0	1	4.0	4	0	1	0	0	0.0	0	0	0	0	W
11/22*	at Chargers	S	7	6	1	1.0	9.0	1.0	9.0	1	0	0.0	0	0	0	0	0	0.0	0	0	0	0	W
11/29*	BILLS	S	9	9	0	0.0	0.0	1.0	1.0	0	0	0.0	0	0	0	0	0	0.0	0	0	0	0	W
<b>2015 TOTALS</b>		<b>9-9</b>	<b>35</b>	<b>29</b>	<b>6</b>	<b>1</b>	<b>9.0</b>	<b>3.0</b>	<b>13.0</b>	<b>1.0</b>	<b>1</b>	<b>4.0</b>	<b>4</b>	<b>0</b>	<b>2</b>	<b>0</b>	<b>0</b>	<b>0.0</b>	<b>1</b>	<b>0</b>	<b>0</b>	<b>0</b>	<b>6-5</b>

91	Tamba Hali	LB	6-3	275	32	10	Penn State	D1-06
----	------------	----	-----	-----	----	----	------------	-------

#### TAMBA HALI'S NFL REGULAR SEASON STATISTICS

		TACKLES								INTERCEPTIONS						O. FUMB				ST		MISC	
SEASON	TEAM	GP	GS	TK	S	A	TFL	YDS	SK	YDS	QBH	NO	YDS	LG	TD	PD	FF	FR	YDS	S	A	S	A
2006	Chiefs	16	16	65	55	10	0	0	8.0	48.0	7	1	-9	0	0	4	5	1	0	0	0	0	0
2007	Chiefs	16	16	60	52	8	0	0	7.5	50.0	11	0	0	0	0	2	2	0	0	0	0	0	0
2008	Chiefs	15	15	55	44	11	5	0	3.0	23.0	6	0	0	0	0	2	3	1	0	0	0	0	0
2009	Chiefs	16	16	66	35	31	9	0	8.5	45.5	11	0	0	0	0	1	4	0	0	0	0	0	0
2010	Chiefs	16	16	50	31	19	12	0	14.5	91.5	26	0	0	0	0	3	4	2	2	0	0	0	0
2011	Chiefs	16	16	83	68	15	12	0	12.0	80.0	27	0	0	0	0	0	4	0	0	0	0	0	0
2012	Chiefs	15	15	51	43	8	13	1	9.0	57.0	16	0	0	0	0	2	1	0	0	0	0	0	0
2013	Chiefs	15	15	46	39	7	12	90	11.0	78.5	15	1	10	10t	1	1	4	2	11	0	0	0	0
2014	Chiefs	16	16	59	47	12	7	29	6.0	40.0	11	0	0	0	0	0	3	1	0	0	0	0	0
2015*	Chiefs	11	11	35	28	7	7	44	6.5	53.0	15	0	0	0	0	0	2	0	0	0	0	0	0
<b>NFL TOTALS</b>		<b>152</b>	<b>152</b>	<b>570</b>	<b>442</b>	<b>128</b>	<b>77.0</b>	<b>164.0</b>	<b>86.0</b>	<b>566.5</b>	<b>145</b>	<b>2</b>	<b>1</b>	<b>10t</b>	<b>1</b>	<b>15</b>	<b>32</b>	<b>7</b>	<b>13</b>	<b>0</b>	<b>0.0</b>	<b>0</b>	<b>0.0</b>

#### 2015 GAME-BY-GAME REGULAR SEASON STATISTICS (KANSAS CITY CHIEFS)

		TACKLES					INTERCEPTIONS					O. FUMB			ST		MISC					
OPPONENT	P/S	TK	S	A	SK	YDS	TFL	YDS	QBH	NO	YDS	LG	TD	PD	FF	FR	YDS	S	A	S	A	W/L

09/13*	at Texans	S	3	2	1	0.0	0.0	0.0	0.0	0	0	0.0	0	0	0	0	0	0.0	0	0	0	0	W	
09/17*	BRONCOS	S	1	1	0	0.0	0.0	0.0	0.0	2	0	0.0	0	0	0	0	0	0.0	0	0	0	0	L	
09/28*	at Packers	S	3	3	0	1.0	8.0	1.0	8.0	2	0	0.0	0	0	0	0	0	0.0	0	0	0	0	L	
10/04*	at Bengals	S	1	0	1	0.0	0.0	0.0	0.0	0	0	0.0	0	0	0	0	0	0.0	0	0	0	0	L	
10/11*	BEARS	S	2	2	0	0.0	0.0	0.0	0.0	0	0	0.0	0	0	0	0	0	0.0	0	0	0	0	L	
10/18*	at Vikings	S	5	4	1	0.0	0.0	1.0	5.0	0	0	0.0	0	0	0	0	0	0.0	0	0	0	0	L	
10/25*	STEELERS	S	5	4	1	2.0	17.0	1.0	8.0	2	0	0.0	0	0	0	1	0	0.0	0	0	0	0	W	
11/01*	LIONS	S	2	0	2	0.5	3.0	0.0	0.0	2	0	0.0	0	0	0	0	0	0.0	0	0	0	0	W	
11/15*	at Broncos	S	4	4	0	0.0	0.0	1.0	3.0	1	0	0.0	0	0	0	0	0	0.0	0	0	0	0	W	
11/22*	at Chargers	S	5	5	0	2.0	20.0	3.0	20.0	3	0	0.0	0	0	0	0	0	0.0	0	0	0	0	W	
11/29*	BILLS	S	4	3	1	1.0	5.0	0.0	0.0	3	0	0.0	0	0	0	1	0	0.0	0	0	0	0	W	
2015 TOTALS			11-11	35	28	7	6.5	53.0	7.0	44.0	15.0	0	0.0	0	0	0	2	0	0.0	0	0	0	0	6-5

92	Dontari Poe	DT	6-3	346	25	4	Memphis	D1-12
----	-------------	----	-----	-----	----	---	---------	-------

DONTARI POE'S NFL REGULAR SEASON STATISTICS

		TACKLES									INTERCEPTIONS						O. FUMB			ST		MISC	
SEASON	TEAM	GP	GS	TK	S	A	TFL	YDS	SK	YDS	QBH	NO	YDS	LG	TD	PD	FF	FR	YDS	S	A	S	A
2012	Chiefs	16	16	38	28	10	3	0	0.0	0.0	3	0	0	0	0	4	0	0	0	0	0	0	0
2013	Chiefs	15	15	51	43	8	5	29	4.5	30.5	7	0	0	0	0	4	0	0	0	0	0	0	0
2014	Chiefs	16	16	45	37	8	4	25	6.0	30.5	8	0	0	0	0	1	0	0	0	0	0	0	0
2015*	Chiefs	10	8	26	18	8	3	3	1.0	2.0	1	0	0	0	0	0	1	1	0	0	0	0	0
NFL TOTALS		57	55	160	126	34	15.0	57.0	11.5	63.0	19	0	0	0	0	9	1	1	0	0	0.0	0	0.0

2015 GAME-BY-GAME REGULAR SEASON STATISTICS (KANSAS CITY CHIEFS)

		TACKLES						INTERCEPTIONS						O. FUMB			ST		MISC			
OPPONENT	P/S	TK	S	A	SK	YDS	TFL	YDS	QBH	NO	YDS	LG	TD	PD	FF	FR	YDS	S	A	S	A	W/L

09/13*	at Texans	P	2	1	1	0.0	0.0	0.0	0.0	0	0	0.0	0	0	0	0	0	0.0	0	0	0	0	W	
09/17*	BRONCOS	P	0	0	0	0.0	0.0	0.0	0.0	0	0	0.0	0	0	0	0	0	0.0	0	0	0	0	L	
09/28*	at Packers	S	3	3	0	0.0	0.0	0.0	0.0	0	0	0.0	0	0	0	0	0	0.0	0	0	0	0	L	
10/04*	at Bengals	S	4	2	2	0.0	0.0	1.0	1.0	0	0	0.0	0	0	0	0	0	0.0	0	0	0	0	L	
10/11*	BEARS	S	4	2	2	0.0	0.0	0.0	0.0	0	0	0.0	0	0	0	0	0	0.0	0	0	0	0	L	
10/18*	at Vikings	NOT ACTIVE																				L		
10/25*	STEELERS	S	2	1	1	0.0	0.0	0.0	0.0	0	0	0.0	0	0	0	0	0	0.0	0	0	0	0	W	
11/01*	LIONS	S	3	3	0	1.0	2.0	1.0	2.0	1	0	0.0	0	0	0	0	0	0.0	0	0	0	0	W	
11/15*	at Broncos	S	2	1	1	0.0	0.0	0.0	0.0	0	0	0.0	0	0	0	0	0	0.0	0	0	0	0	W	
11/22*	at Chargers	S	4	3	1	0.0	0.0	1.0	0.0	0	0	0.0	0	0	0	0	0	0.0	0	0	0	0	W	
11/29*	BILLS	S	2	2	0	0.0	0.0	0.0	0.0	0	0	0.0	0	0	0	1	1	0.0	0	0	0	0	W	
2015 TOTALS			10-8	26	18	8	1	2.0	3.0	3.0	1.0	0	0.0	0	0	0	1	1	0.0	0	0	0	0	6-5

93	David King	DT	6-4	281	25	3	Oklahoma	W (SEA)-15
----	------------	----	-----	-----	----	---	----------	------------

DAVID KING'S NFL REGULAR SEASON STATISTICS

		TACKLES								INTERCEPTIONS						O. FUMB			ST		MISC		
SEASON	TEAM	GP	GS	TK	S	A	TFL	YDS	SK	YDS	QBH	NO	YDS	LG	TD	PD	FF	FR	YDS	S	A	S	A
2014	Seahawks	3	0	1	1	0	1	6	1.0	6.0	2	0	0	0	0	0	0	0	0	0	0	0	0
2015*	Seahawks	4	0	3	1	2	0	0	0.5	4.5	1	0	0	0	0	2	0	0	0	0	0	0	0
Went from Seahawks to Chiefs.																							
2015*	Chiefs	0	0	0	0	0	0	0	0.0	0.0	0	0	0	0	0	0	0	0	0	0	0	0	0
NFL TOTALS		7	0	4	2	2	1.0	6.0	1.5	10.5	3	0	0	0	0	2	0	0	0	0	0.0	0	0.0

2015 GAME-BY-GAME REGULAR SEASON STATISTICS (KANSAS CITY CHIEFS)

		TACKLES						INTERCEPTIONS						O. FUMB			ST		MISC			
OPPONENT	P/S	TK	S	A	SK	YDS	TFL	YDS	QBH	NO	YDS	LG	TD	PD	FF	FR	YDS	S	A	S	A	W/L

09/13*	at Rams	NOT ACTIVE																						L
09/20*	at Packers	NOT ACTIVE																						L
09/27*	BEARS	NOT ACTIVE																						W
10/05*	LIONS	P	1	0	1	0.0	0.0	0.0	0.0	0	0	0.0	0	0	0	0	0	0.0	0	0	0	0	0	W
10/11*	at Bengals	P	0	0	0	0.0	0.0	0.0	0.0	0	0	0.0	0	0	1	0	0	0.0	0	0	0	0	0	L
10/18*	PANTHERS	P	0	0	0	0.0	0.0	0.0	0.0	0	0	0.0	0	0	1	0	0	0.0	0	0	0	0	0	L
10/22*	at 49ers	P	2	1	1	0.5	4.5	0.0	0.0	1	0	0.0	0	0	0	0	0	0.0	0	0	0	0	0	W
11/01*	at Cowboys	NOT ACTIVE																						W
11/15*	CARDINALS	NOT ACTIVE																						L
<i>Went from Seattle Seahawks to Kansas City Chiefs.</i>																								
11/22*	at Chargers	NOT ACTIVE																						W
11/29*	BILLS	NOT ACTIVE																						W
<b>2015 TOTALS</b>			<b>4-0</b>	<b>3</b>	<b>1</b>	<b>2</b>	<b>0.5</b>	<b>4.5</b>	<b>0.0</b>	<b>0.0</b>	<b>1.0</b>	<b>0</b>	<b>0.0</b>	<b>0</b>	<b>0</b>	<b>2</b>	<b>0</b>	<b>0</b>	<b>0.0</b>	<b>0</b>	<b>0</b>	<b>0</b>	<b>0</b>	<b>6-5</b>

96	Jaye Howard	DL	6-3	301	26	4	Florida	W (SEA)-13
----	-------------	----	-----	-----	----	---	---------	------------

JAYE HOWARD'S NFL REGULAR SEASON STATISTICS

		TACKLES									INTERCEPTIONS						O. FUMB			ST		MISC	
SEASON	TEAM	GP	GS	TK	S	A	TFL	YDS	SK	YDS	QBH	NO	YDS	LG	TD	PD	FF	FR	YDS	S	A	S	A
2012	Seahawks	2	0	0	0	0	0	0	0.0	0.0	0	0	0	0	0	0	0	0	0	0	0	0	0
2013	Chiefs	3	1	6	5	1	0	0	0.0	0.0	0	0	0	0	0	0	0	0	0	0	0	0	0
2014	Chiefs	16	10	36	24	12	4	5	1.0	4.0	6	0	0	0	0	1	0	0	0	0	0	0	0
2015*	Chiefs	11	8	45	26	19	6	20	2.5	14.0	5	0	0	0	0	0	1	2	-1	0	0	0	0
<b>NFL TOTALS</b>		<b>32</b>	<b>19</b>	<b>87</b>	<b>55</b>	<b>32</b>	<b>10.0</b>	<b>25.0</b>	<b>3.5</b>	<b>18.0</b>	<b>11</b>	<b>0</b>	<b>0</b>	<b>0</b>	<b>0</b>	<b>1</b>	<b>1</b>	<b>2</b>	<b>-1</b>	<b>0</b>	<b>0.0</b>	<b>0</b>	<b>0.0</b>

2015 GAME-BY-GAME REGULAR SEASON STATISTICS (KANSAS CITY CHIEFS)

			TACKLES							INTERCEPTIONS							O. FUMB			ST		MISC		
OPPONENT		P/S	TK	S	A	SK	YDS	TFL	YDS	QBH	NO	YDS	LG	TD	PD	FF	FR	YDS	S	A	S	A	W/L	
09/13*	at Texans	S	5	2	3	1.0	8.0	1.0	8.0	1	0	0.0	0	0	0	0	0	0.0	0	0	0	0	W	
09/17*	BRONCOS	S	7	7	0	0.0	0.0	0.0	0.0	0	0	0.0	0	0	0	0	0	0.0	0	0	0	0	L	
09/28*	at Packers	P	8	5	3	0.0	0.0	3.0	5.0	0	0	0.0	0	0	0	0	0	0.0	0	0	0	0	L	
10/04*	at Bengals	P	3	0	3	0.0	0.0	0.0	0.0	0	0	0.0	0	0	0	0	0	0.0	0	0	0	0	L	
10/11*	BEARS	S	6	3	3	0.5	4.0	1.0	1.0	1	0	0.0	0	0	0	0	0	0.0	0	0	0	0	L	
10/18*	at Vikings	S	2	1	1	0.0	0.0	1.0	6.0	0	0	0.0	0	0	0	0	0	0.0	0	0	0	0	L	
10/25*	STEELERS	P	3	1	2	0.0	0.0	0.0	0.0	0	0	0.0	0	0	0	0	1	-1.0	0	0	0	0	W	
11/01*	LIONS	S	2	1	1	0.0	0.0	0.0	0.0	0	0	0.0	0	0	0	0	0	0.0	0	0	0	0	W	
11/15*	at Broncos	S	4	3	1	1.0	2.0	0.0	0.0	2	0	0.0	0	0	0	1	0	0.0	0	0	0	0	W	
11/22*	at Chargers	S	3	1	2	0.0	0.0	0.0	0.0	0	0	0.0	0	0	0	0	0	0.0	0	0	0	0	W	
11/29*	BILLS	S	2	2	0	0.0	0.0	0.0	0.0	1	0	0.0	0	0	0	0	1	0.0	0	0	0	0	W	
2015 TOTALS		11-8	45	26	19	2.5	14.0	6.0	20.0	5.0	0	0.0	0	0	0	1	2	-1.0	0	0	0	0	6-5	

97	Allen Bailey	DE	6-3	288	26	5	Miami (Fla.)	D3b-11
----	--------------	----	-----	-----	----	---	--------------	--------

#### ALLEN BAILEY'S NFL REGULAR SEASON STATISTICS

		TACKLES									INTERCEPTIONS						O. FUMB			ST		MISC	
SEASON	TEAM	GP	GS	TK	S	A	TFL	YDS	SK	YDS	QBH	NO	YDS	LG	TD	PD	FF	FR	YDS	S	A	S	A
2011	Chiefs	16	0	10	8	2	4	0	1.0	9.0	3	0	0	0	0	2	0	1	0	0	0	0	0
2012	Chiefs	10	1	5	3	2	0	0	0.0	0.0	0	0	0	0	0	0	0	1	1	0	0	0	0
2013	Chiefs	15	3	30	25	5	1	8	1.0	8.0	2	0	0	0	0	2	0	0	0	0	0	0	0
2014	Chiefs	14	14	41	27	14	10	38	5.0	32.0	8	0	0	0	0	2	0	0	0	0	0	0	0
2015*	Chiefs	8	8	31	21	10	6	20	4.5	22.0	7	0	0	0	0	0	2	1	0	0	0	0	0
NFL TOTALS		63	26	117	84	33	21.0	66.0	11.5	71.0	20	0	0	0	0	6	2	3	1	0	0.0	0	0.0

2015 GAME-BY-GAME REGULAR SEASON STATISTICS (KANSAS CITY CHIEFS)

			TACKLES							INTERCEPTIONS							O. FUMB			ST		MISC		
OPPONENT		P/S	TK	S	A	SK	YDS	TFL	YDS	QBH	NO	YDS	LG	TD	PD	FF	FR	YDS	S	A	S	A	W/L	
09/13*	at Texans	S	4	3	1	2.0	10.0	2.0	10.0	2	0	0.0	0	0	0	0	1	0.0	0	0	0	0	W	
09/17*	BRONCOS	S	2	2	0	0.0	0.0	0.0	0.0	0	0	0.0	0	0	0	0	0	0.0	0	0	0	0	L	
09/28*	at Packers	S	1	0	1	0.0	0.0	0.0	0.0	1	0	0.0	0	0	0	0	0	0.0	0	0	0	0	L	
10/04*	at Bengals	S	3	2	1	0.0	0.0	0.0	0.0	0	0	0.0	0	0	0	0	0	0.0	0	0	0	0	L	
10/11*	BEARS	S	7	5	2	1.5	7.0	1.0	3.0	2	0	0.0	0	0	0	1	0	0.0	0	0	0	0	L	
10/18*	at Vikings	S	8	5	3	1.0	5.0	3.0	7.0	2	0	0.0	0	0	0	1	0	0.0	0	0	0	0	L	
10/25*	STEELERS	S	5	3	2	0.0	0.0	0.0	0.0	0	0	0.0	0	0	0	0	0	0.0	0	0	0	0	W	
11/01*	LIONS	S	1	1	0	0.0	0.0	0.0	0.0	0	0	0.0	0	0	0	0	0	0.0	0	0	0	0	W	
11/15*	at Broncos	NOT ACTIVE																					W	
11/22*	at Chargers	NOT ACTIVE																					W	
11/29*	BILLS	NOT ACTIVE																					W	
2015 TOTALS		8-8	31	21	10	4.5	22.0	6.0	20.0	7.0	0	0.0	0	0	0	2	1	0.0	0	0	0	0	6-5	

98	Nick Williams	DL	6-4	309	25	2	Samford	FA-14
----	---------------	----	-----	-----	----	---	---------	-------

NICK WILLIAMS' NFL REGULAR SEASON STATISTICS

		TACKLES							INTERCEPTIONS							O. FUMB			ST		MISC		
SEASON	TEAM	GP	GS	TK	S	A	TFL	YDS	SK	YDS	QBH	NO	YDS	LG	TD	PD	FF	FR	YDS	S	A	S	A
2014	Chiefs	2	0	0	0	0	0	0	0.0	0.0	0	0	0	0	0	0	0	0	0	0	0	0	0
2015*	Chiefs	10	0	7	4	3	0	0	0.0	0.0	0	0	0	0	0	0	0	0	0	0	0	0	0
NFL TOTALS		12	0	7	4	3	0.0	0.0	0.0	0.0	0	0	0	0	0	0	0	0	0	0	0.0	0	0.0

2015 GAME-BY-GAME REGULAR SEASON STATISTICS (KANSAS CITY CHIEFS)

		TACKLES							INTERCEPTIONS							O. FUMB			ST		MISC	
--	--	---------	--	--	--	--	--	--	---------------	--	--	--	--	--	--	---------	--	--	----	--	------	--





09/28*	at Packers	NOT ACTIVE																					L
10/04*	at Bengals	NOT ACTIVE																					L
10/11*	BEARS	NOT ACTIVE																					L
10/18*	at Vikings	P	1	1	0	0.0	0.0	0.0	0.0	0	0	0.0	0	0	0	0	0	0.0	0	0	0	0	L
10/25*	STEELERS	P	0	0	0	0.0	0.0	0.0	0.0	0	0	0.0	0	0	0	0	0	0.0	0	0	0	0	W
11/01*	LIONS	P	2	2	0	0.0	0.0	0.0	0.0	0	0	0.0	0	0	0	0	0	0.0	0	0	0	0	W
11/15*	at Broncos	P	0	0	0	0.0	0.0	0.0	0.0	0	0	0.0	0	0	0	0	0	0.0	0	0	0	0	W
11/22*	at Chargers	P	1	1	0	0.0	0.0	0.0	0.0	0	0	0.0	0	0	0	0	0	0.0	0	0	0	0	W
11/29*	BILLS	P	0	0	0	0.0	0.0	0.0	0.0	0	0	0.0	0	0	0	0	0	0.0	0	0	0	0	W
2015 TOTALS		6-0	4	4	0	0	0.0	0.0	0.0	0.0	0	0.0	0	0	0	0	0	0.0	0	0	0	0	6-5

A red-tinted photograph of the Kansas City skyline and Arrowhead Stadium. The skyline is visible in the background, and the stadium is in the foreground. The stadium's large "CHIEFS" sign and the team's logo are prominent. The text "KANSAS CITY" is in yellow, and "CHIEFS" is in large white letters with a red outline.

**KANSAS CITY**

# **CHIEFS**

*Feature Clippings*

**THIS IS CHIEFS KINGDOM**

# **EXECUTIVES / COACHES**

	<b><u>PAGE</u></b>
1. Chiefs may never have come to be without <b>Jack Steadman</b> (Kansas City Star)	1
2. Entering year three, Chiefs coach <b>Andy Reid</b> has his quarterbacks' trust (Kansas City Star)	5
3. 'I'm a lucky guy': <b>Len Dawson</b> , 50 years into a second career as a broadcaster (Kansas City Star)	8

# **PLAYERS**

1. ( <b>Alex Smith, offense</b> ) Chiefs head toward July with stable coaching staff, QB (Associated Press)	12
2. Timing was right for <b>Justin Houston</b> 's new contract with Chiefs (Kansas City Star)	15
3. <b>Travis Kelce</b> chasing Tony Gonzalez by studying his game (ESPN)	18
4. Chiefs' rehab buddies <b>Derrick Johnson</b> and <b>Mike DeVito</b> glad to play football again (Kansas City Star)	20
5. Instincts, passion help Chiefs' <b>Marcus Peters</b> make immediate impact (Kansas City Star)	22
6. Chiefs' <b>Jaye Howard</b> is standing out in contract year (Kansas City Star)	26
7. <b>Derrick Johnson</b> quietly got tackle record against Packers (ESPN)	29
8. <b>Eric Berry</b> continues to surpass all reasonable expectations for Chiefs (ESPN)	30
9. Chiefs' running back <b>Charcandrick West</b> has overcome plenty on his path to the NFL (Kansas City Star)	31
10. The long journey of <b>Justin Houston</b> , one of the NFL's great mysteries (Sports Illustrated)	36
11. Emmitt Thomas predicts greatness for Chiefs rookie CB <b>Marcus Peters</b> (Topeka Capital-Journal)	42
12. Chiefs' <b>Laurent Duvernay-Tardif</b> juggles med school, life in NFL (Associated Press)	45
13. Receiver <b>Jeremy Maclin</b> brings feisty, edgy attitude to Chiefs (Kansas City Star)	48
14. With the support of Chiefs' 'family,' <b>Eric Berry</b> back to being himself (Kansas City Star)	53
15. Defensive back <b>Ron Parker</b> is Chiefs' 'ultimate team guy' (Kansas City Star)	59
16. Rookie C <b>Mitch Morse</b> Has Been the Rock For an Ever-Changing Chiefs OL (Chiefs.com)	61
17. Chiefs' <b>Dustin Colquitt</b> mastered rugby kick to become elite (Kansas City Star)	64

*(Jack Steadman)*

## **Chiefs may never have come to be without Jack Steadman**

Vahe Gregorian  
Kansas City Star  
July 5, 2015

Of all the Chiefs' memorabilia Jack Steadman kept on display in the basement of his Mission Hills home, nothing personified how enmeshed he was in the existence of the franchise here — and in establishing the team's nickname — than a full Native American headdress.

The gift for Steadman, who died Sunday at 86, was from former Kansas City mayor H. Roe Bartle, known as "Chief" for his dedicated work with the Tribe-of-Mic-O-Say honor society of the Boy Scouts of America.

Because it harkened to so much, it was among the keepsakes Steadman wanted most to speak of during a 2013 visit to his house, 50 years after Bartle and Lamar Hunt executed what proved to be a monumental deal to move the Dallas Texans of the AFL to Kansas City.

Hunt may well on his own have come to the conclusion that Kansas City was the right site for his team, which like its fledgling NFL competitor, the Dallas Cowboys, was struggling to gain traction and attendance.

But including his undercover role as "Jack X, government investigator," the move at every stage was precipitated by the work and counsel of the steadfast Steadman, who was in the throes of Alzheimer's disease and died from what the family called natural causes.

Simply put, the Chiefs may well never have come here without Steadman's voice in the process.

His diverse legacy includes a principal role in the construction of the Truman Sports Complex, innovative at the time for featuring separate stadiums for football and baseball.

As chairman of Hunt Midwest, he helped Hunt develop Worlds of Fun.

Steadman's influence also extended deeply into the community, serving as Chairman of the Heart of America United Way and president of the Chamber of Commerce of Greater Kansas City; president

of the Kansas City unit of the American Cancer Society and on the boards of directors of the Civic Council, the American Royal Association, and Starlight Theatre. In 1988, he was selected by the Chamber of Commerce as the Kansas Citizen of the Year.

But all of this followed from his sway with Hunt in moving the Chiefs here.

It was Steadman, a former accountant for Hunt Oil Co. and Texans' general manager, who in 1962 wrote Hunt a memo that Hunt came to obsess over.

His words likely were the initial catalyst for the move that proved pivotal both for the franchise and the eventual AFL-NFL merger.

"I know you do not want to leave Dallas, nor do I," wrote Steadman, according to "Lamar Hunt: A Life In Sports," a biography by Michael MacCambridge. "But the Cowboys have the NFL behind them ... You are the founder of the AFL, and you need to have a successful franchise and continue as the leader for the league.

"Dallas is not big enough to support two pro football teams. ... We need to find a city that wants us and where we can build our operations without local competition."

And it was Steadman whose voice was imperative in keeping that city from being New Orleans, as Hunt seemed to be leaning towards.

In the fall of 1962 at Steadman's house in Texas, Hunt and Steadman met with insurance salesman David Dixon, who was trying to play a middle-man role in luring the Texans to New Orleans.

As Steadman recalled in 2013, Hunt didn't balk that the plan called for the then-Texans initially to play in a high school stadium and that Dixon was asking for 25 percent.

"Lamar was such a visionary ... He had an idea a minute," Steadman said.

Trouble was ...



“Lamar just never felt that anybody would take advantage of him,” he said, “and I knew differently because I had seen people get taken advantage of when (others) don’t have any money and they go after the person who has the money.”

So Steadman “piped up,” and when Dixon told him to mind his own business because the deal was between “Lamar and me,” Steadman said, “No. This is between Lamar and me and you, and we’re going to decide what to do.”

Then, Steadman said, “Roe Bartle called.”

That set in motion events that changed the landscape of Kansas City, both in terms of sporting image and the broader identity conferred by the NFL.

Some major elements of the move immediately seemed to be in place, from an appealing lease plan at Municipal Stadium to Bartle making available his \$750,000 budget for bringing new businesses to Kansas City.

But plenty remained to be navigated behind the scenes, too.

So Steadman was sent undercover for weeks to Kansas City, where he stayed at the Muehlebach Hotel and was introduced around town by Bartle as “Jack X, government investigator.”

“Even my secretary didn’t know where I was,” Steadman said, laughing.

Even after the move was negotiated and announced, another detail remained for Steadman to tend to: Hunt and coach Hank Stram wanted to call the team the Kansas City Texans.

“That was not going to work,” Steadman said. “So finally I convinced Lamar that it wasn’t going to work, and we decided to have a naming contest.”

The “Rename the Dallas Texans Contest,” co-sponsored by The Star, drew 4,866 responses and 1,020 different nicknames from 21 states.



“Mules” was the winner in terms of numbers, with 272 submissions, and “Royals” was second with 269.

There were 42 submissions of Chiefs, and the contest winner would prove to be Everett L. Diemler, who won a Chrysler Valiant by virtue of a tiebreaker.

But the contest apparently was only a smoke-screen.

“That came down to me, because I told Lamar, ‘We’ve got to name this thing after Roe Bartle,’ “ Steadman said. “We’ve got to name it ‘Chiefs.’ “

As the top executive for the Chiefs, Steadman oversaw three AFL championships and a Super Bowl victory, assisted Hunt in creating the merger and emerged as a new breed of NFL executive whose expertise in financial matters was revolutionary.

He also presided over a downturn in the franchise in the 1970s and 1980s, including a 14-year period in which the Chiefs fired five coaches and he became the object of fan dissent.

The club made the playoffs just once from 1972-1989, and Arrowhead was half-empty for most games.

“I have to be as responsible as anybody for that,” Steadman said in a 2005 interview.

In December 1988, Steadman stepped aside for Carl Peterson, moving up to Chairman of the Board but no longer was involved in the day-to-day operations of the team.

But the very fact those operations are here at all is in many ways Steadman’s enduring gift to Kansas City.

“While today we are saddened by his passing,” Chiefs chairman Clark Hunt said in a statement, “his contributions to the Chiefs, the Kansas City community and my family will never be forgotten.”

*(Andy Reid)*

## **Entering year three, Chiefs coach Andy Reid has his quarterbacks' trust**

Terez Paylor  
Kansas City Star  
August 30, 2015

The Chiefs like to joke that when it comes to the practice field, it's hard to sneak a mistake — no matter how small — past the big man in the bright red jacket.

"He doesn't miss anything," quarterback Alex Smith said of his coach, Andy Reid, with a grin. "He doesn't need the tape."

So imagine how detailed Reid must be when it comes to his quarterbacks.

Along with the offensive line, which Reid played in college, quarterback the position he is known for coaching, thanks to his history in Green Bay, where he spent time teaching Brett Favre, and Philadelphia, where he molded Donovan McNabb into a Pro Bowl quarterback.

"He has such a good feel for all of us, myself included, and kind of having a feel for what we do well, the things we like, the things that fit us," Smith said.

So while players are the ones who actually play, you do have to give Reid and his staff some credit for the preseason performances of his quarterbacks.

Smith posted his best performance of the preseason in the Chiefs' 34-10 win over the Tennessee Titans on Friday, completing 16 of 18 passes for 171 yards and two touchdowns, while backups Chase Daniel and Aaron Murray have each lit it up at different points in the past three games.

Reid's quarterbacks say their head coach, who also calls plays, does a nice job custom-fitting his offense toward what they do best.

“Coach Reid will call plays that Alex loves and knows Alex is good at,” Daniel said. “It does take time to understand, as a play caller, what your quarterback loves, and coach Reid has all of us down on what we know, what we do well.

“You might see a little naked (boots) out there with me. You might see, with Murray, a little more quick game or go routes. With Alex, you see a little of everything. He’s very timing-driven.”

And while this sounds like an obvious trait NFL playcallers should have, Daniel said he’s heard stories about how that’s not always the case.

“Oh for sure, for sure,” Daniel said. “I’ve heard stories out there. They’re out there.”

Reid has a reputation for being a tad pass happy — he’s passed the ball at, roughly, a 57 percent clip in his career — and his West Coast playbook is voluminous with complicated verbiage.

However, he says he works hard to mold his offensive concepts in a given year toward what his players do well.

“You draft (players) to see how they fit in your system, then you see how they play, then you mold what they do the best and you try to exploit their strengths and keep working to get better at their weaknesses,” Reid said. “So it evolves over time. You have to be able to analyze that as a coach and try to put your players in the best position you possibly can.”

For example, Reid has a quarterback in Smith who played in a spread system in college based heavily on packaged concepts. In 2014, the Chiefs drafted Oregon star De’Anthony Thomas, a diminutive speedster who starred in a hybrid running back-receiver role in a similar offense.

So last season, Reid mixed in a healthy amount of packaged plays out of the shotgun — a formation he never even ran early during his head coaching career in Philadelphia — and had a good amount of success with it as Thomas was named the Chiefs’ rookie of the year.

“The game is evolving, and he’s evolving with the game, and that’s what makes him good,” said receiver Jason Avant, who played for Reid in Philadelphia from 2006 to 2012.

When Avant signed with the Chiefs last November, one of the first things he mentioned was his belief in Reid's ability to take advantage of his unique skills. Avant has never been a burner, but he does possess strong hands and good route-running ability, which allows him to thrive on the short concepts Reid's offense revolves around.

"He changes up based on his personnel," Avant said. "I knew that he knew how to use me, I knew that he would do things that was within my skillset.

"It's not about how great the player is, but (he thinks about) what great attributes does that player have and how I can use them to the best of my ability? A player may not be the greatest at all things, but he can do two things, and he tries to maximize those two things."

Avant, a 10-year veteran, says this is a rare trait among coaches.

"Because there comes a humility with it," Avant said. "If it's about you, it won't work. But if you're about the team and doing what's best for the team, you'll adapt your system to your players."

This is why Smith — and the rest of the quarterbacks — feel so comfortable with his Reid as they embark on a crucial third season, with playoff expectations, to boot.

"It is, kind of, custom to us," Smith said of the scheme. "The longer people have been doing things, in general, the easier it is to get stuck in your ways, so I think it's a credit to coach, with how long he's been doing this ... that it's always changing.

"He's always looking to get better, always trying new things. I think, especially within the label of the West Coast, so often, it just gets labeled as this playbook and we just run this playbook. (But) with coach, there are no boundaries"

*(Len Dawson)*

## **‘I’m a lucky guy’: Len Dawson, 50 years into a second career as a broadcaster**

Sam Mellinger  
Kansas City Star  
November 28, 2015

The man with a deeper and longer connection to the Chiefs than anyone ever, living or otherwise, approaches the locker room after another win. This is in San Diego, a place where Len Dawson played 12 games.

Those days are far enough back to stretch before the stadium now was built, and the stadium now is an outdated dump. That was a lifetime ago, really, back when he was still a Hall of Fame quarterback. Yes, it’s been a very good life.

A large man stands outside the door with his arms crossed, the posture screaming try me, but he smiles and extends his hand as Dawson approaches. Dawson doesn’t notice, though, because he’s looking down for the credential he wears now as a Hall of Fame broadcaster.

“I don’t need to see that,” the big man says. “I know who you are, Mr. Dawson.”

“You do?” he says, unsurprised but still playing the role.

“It’s good to see you, sir.”

“Well,” Dawson says, “it’s good to be seen.”

Even now, at 80 years old, Dawson is seen on televisions or heard on radios most days back in Kansas City. This is his 50th season broadcasting, long enough that babies have been born and grown up to be grandparents during a second career on the air that by now defines him every bit as much as his first career under center.

Any list of the most influential or successful sports figures in Kansas City is incomplete without him. He has been, in many ways, the Chiefs’ frontman for half a century straight now — first as

the Super Bowl winning quarterback, and now as the Channel 9 sports broadcaster and radio color man for Chiefs games.

“He’s an establishment,” coach Andy Reid says.

“As a young boy, the only hero I had was Len Dawson in terms of sports figures,” chairman Clark Hunt says.

“Fifty years?” Dawson says. “I hadn’t realized that. People back in Alliance, Ohio, they’d say, ‘What?’ I mean, after five years, they probably said, ‘What?’ ”

Len Dawson began broadcasting in the prime of his playing career, essentially as a publicity stunt for the Chiefs to sell tickets, a proposition that would be entirely ridiculous on many levels today, but 1966 was a long time ago and a very different world.

That story has been told, about how general manager Jack Steadman talked KMBC into doing sports during the 10 o’clock news by offering up the quarterback as a broadcaster. Dawson had zero experience, and no idea about the arrangement until it was already done. The implications exist today — not just with Dawson still broadcasting on KMBC three days a week during football season, but with the thoroughly reasonable suspicion that broadcasting robbed the football world of a terrific coach.

“That would’ve been on my mind,” Dawson said of coaching. “Because I was the coach (when playing). They listened to me.”

Those were different days, when Dawson played, with quarterbacks calling most of the plays. One year, the Chiefs beat the Jets on Dawson’s play call. This was 1969, the year after the Jets won the Super Bowl, and before the game Dawson and receiver Otis Taylor had decided they could hit a big gain if Taylor was isolated on a safety.

Taylor noticed he had that matchup when lined up in the slot, mentioned it to Dawson, and they scored a key touchdown in a win over the defending champs.

One call Dawson didn’t make was the most famous in franchise history — “65 toss power trap,” the winning play in Super Bowl IV. Hank Stram hadn’t called many plays that game, so Dawson was surprised when receiver Gloster Richardson came in and gave the call.

“Did you tell him I’m nervous, and can’t call a play now?” Dawson remembers saying.

The play worked perfectly, of course, Mike Garrett scoring without even being touched, and in some ways is symbolic of Dawson’s enormous life. His rise from Steelers castoff to NFL champion to Chiefs legend and one of only three men honored by the Pro Football Hall of Fame as both a player and broadcaster is stacked with these little moments that could’ve gone another way.

He joined the Chiefs on a lucky break. Stram had been an assistant when Dawson played at Purdue, and put a bug in his old quarterback’s ear that he’d love to coach him in the pros. So after a series of events that included the Lions’ overly ambitious celebration of their 1957 championship, which pushed them to trade their quarterback to Pittsburgh, thus burying Dawson on the depth chart. He was traded to Cleveland where he played little and asked to be released.

Dawson was a terrific talent on his own, but certainly benefited from a superb roster around him, and turned the fluke broadcasting opportunity into a lifetime job. Executives in New York saw his work on KMBC, and asked him to help start something called “Inside the NFL” on HBO.

Dawson got permission from his bosses in Kansas City — “Cable? That’s no competition to us, go have fun,” he remembers them saying — and became one of the nation’s most recognizable voices and analysts on football as the show grow into prominence.

It’s not just professionally, either. Dawson met his wife, Linda, on a flight, after he’d asked to be moved away from some blabbering know-it-all while traveling to New York to do television.

Think about that. A break gets him playing time in Kansas City, another break gets him the broadcasting job at KMBC, which leads to the opportunity with HBO, which puts him on that flight next to the annoying man, which means he moves seats and meets his second wife.

His life is story after story of receiving a lucky break, and then making the absolute most of it through some combination of charm, talent and determination.

“I’m lucky,” Dawson said. “I’m a lucky guy.”



Dawson doesn't type. Doesn't watch much film. Doesn't go to the practice facility much. Not anymore, at least. He has long ago earned the knowledge and respect to do what he does on his terms, but he is playfully evasive when asked how much longer he wants to work.

"They might say, 'Isn't that enough?' " Dawson says of his broadcasting bosses. "And after I get together with that young lady that's around here, she might say, 'Why don't we go down south in the wintertime, instead of you going to Buffalo?' "

It's a good line, but the question — how long will the city's most famous broadcaster work? — is important enough to push back. You'll want to keep working as long as your boss at work and your boss at home are OK with it?

Dawson smiles. He likes how that sounds.

"Yeah," he says, nodding his head at his wife. "And this one has more power."

This interview was going to happen at the beginning of the season, back in September, to commemorate the first week of Dawson's 50th year broadcasting. But he got sick, very sick, and had to cancel. It was just a virus, no big deal, but it does serve to make another point about Dawson continuing to broadcast — both bosses and his own body have to be willing.

On that last point, Dawson says he feels good. He's had more surgeries than he can immediately remember over the years, and lately it's been those damn shingles, but overall he is happy and strong.

So you want to know how long he'll keep doing this? Hard to see an end in sight. He's an institution on the air, his wife supports his work, and his health is good. This is Dawson, though. He likes to answer questions with jokes, so he mentions that on team flights he makes sure to sit near the doctors. One next to him, two behind him.

"Just in case," he says. "I want them close by."

## Chiefs head toward July with stable coaching staff, QB

Herbie Teope

AP

June 19, 2015

KANSAS CITY, Mo. (AP) — With minicamp over, the Chiefs are set to experience two major firsts when the team reports for training camp in late July.

The upcoming season marks the first time in 12 years the Chiefs have the same coaching staff for a third straight year.

"Continuity is a big thing," coach Andy Reid said. "Dorse (general manager John Dorsey) has done a good job keeping players around here, too, so that helps.

"But we all kind of know as a coaching staff where we're going, what direction we're going in and I think that's important."

Continuity also applies to quarterback Alex Smith, who for the first time in his 11-year career has the same head coach, offensive coordinator (Doug Pederson) and quarterbacks coach (Matt Nagy) in three straight seasons.

That stability has made a difference for Smith, who hasn't been in a consistent environment in consecutive years since his college career at Utah.

"You're just so comfortable, you know what to expect coming into work," Smith said. "But then on the field, it's hard to quantify. I think all the little details add up over those couple of years that you've kind of memory banked, and then you're out on the field and it's not just you that's further along, I think the reality is you have a bunch of guys around you that it's the same case. All of sudden, they're in their third year of the system and that's a rarity in the NFL."

Smith understands the scarcity after experiencing a head-spinning carousel of four head coaches, seven offensive coordinators and six quarterback coaches in eight seasons with the San Francisco 49ers before being traded to Kansas City in 2013.

The former first overall pick of the 2005 draft had his career stall in San Francisco, a period that didn't go unnoticed to Ohio State coach Urban Meyer, who coached Smith at Utah.

"I think especially for a player like Alex, he's a very cerebral guy that once he figures it out, in my opinion, there's no stopping him," Meyer said during a telephone interview.

"The problem is — the obvious — if you change coordinators and systems, and then all of sudden they were also going through a little bit of a talent issue there where they just weren't very good on either side of the ball, and the first guy to take a hit is the quarterback."

The hits certainly came with the 49ers plodding through a 37-59 record from 2005-10.

While Smith re-energized his career in 2011 under then-49ers coach Jim Harbaugh, concerns lingered.

"I was getting asked a lot of questions about that, 'Why is Alex struggling?'" Meyer said. "And I kept thinking to myself, if Alex Smith can't play quarterback in the NFL, then I will never have one. He's a prototypical quarterback, great intelligence, arm delivery and the way he manages and leads a team. I was kind of really disappointed the way it all went down."

Those years appear to be over for Smith, who has a 38-16-1 record since 2011 to rank fifth in winning percentage behind Peyton Manning, Aaron Rodgers, Tom Brady and Russell Wilson (minimum of 30 starts).

Smith totaled 19 wins in his first two seasons with the Chiefs, surpassing Hall of Famer Joe Montana for most regular-season wins by a Chiefs quarterback in the first two years with the organization.

Left guard Ben Grubbs, whom the Chiefs acquired in a trade with the New Orleans Saints, knows confident signal callers from playing with Super Bowl winning-quarterbacks Drew Brees and Joe Flacco.

And Grubbs drew on experiences with Brees and Flacco to identify a common trait associated with winning.

"Definitely stability plays a large role," Grubbs said. "When you're able to be in the same system for more than two years, there's some comfort you bring to the table. If your quarterback is comfortable with what plays are being called, then that is probably a good indicator for success."

Wide receiver Jeremy Maclin, who signed as a free agent in March, played four seasons in Reid's offense with the Philadelphia Eagles.

Maclin and Smith have worked on chemistry throughout the offseason, and Maclin complimented Smith's intelligence, ability to read coverage and to throw "a very receiver-friendly ball."

"He's proven it out here in the minicamp," Maclin said. "I'm really looking forward to it. He's a guy you want leading this type of offense."

Familiarity with the scheme is important, but Meyer points out the relationship between Smith and the coaching staff, especially Reid, shouldn't be overlooked.

"Andy Reid and I go way back and I can't think of a better situation for Alex," Meyer said. "I think they're two people very much alike."

Smith agreed with Meyer's last point, adding the Chiefs head coach "thinks like a quarterback" and often spends time in the meeting room with the quarterbacks to explain scenarios.

Those interactions reinforce a stable environment.

"I think the greatest thing is every single day you know what you're getting," Smith said. "He loves football; he brings that passion every single day. From an Xs and Os perspective, I don't think it gets any better."

*(Justin Houston)*

## **Timing was right for Justin Houston's new contract with Chiefs**

Vahe Gregorian  
Kansas City Star  
July 15, 2015

Procrastination is one thing, a wise friend once said, and taking all the time you have is another.

That might sound like just a subtle difference, or maybe just an excuse to dawdle along before frantically responding to deadlines — which naturally makes it a fine thing for a newspaper man to believe.

But the distinction actually is substantial, not to mention increasingly hard to embrace in a culture frittering away its filter in favor of impulse and mistaking reactions for conviction.

Rash action and having “a hot take” are the coin of the realm now, not methodical deliberation and rational consideration.

All of which takes us to the matter of the Chiefs momentous signing on Wednesday of linebacker Justin Houston to a six-year, \$101 million deal that makes him the highest-paid player in team history.

In the process of enhancing their prospects for the immediate future and further bolstering the goodwill and credibility of a newish regime suddenly preparing for its third season, the Chiefs made good on making Houston whole after the four-year bargain they enjoyed.

No doubt they could have spent millions less to extend Houston a year ago, before he led the NFL and broke Derrick Thomas' franchise record with 22 sacks.

But they wouldn't have been spending with the same conviction that Houston, 26, is a cornerstone of the team, either.

So the Chiefs and Houston engaged the laborious process.

Each side submitted to the surges and lulls and frustrations and, surely, occasional rancor and entire breakdowns in communications along the way to the agreement apparently finalized Tuesday, the night before the deadline to extend designated franchise players to long-term contracts.

They took all the time they had, and each used it well.

Amid all the minutia and semantics and dickering and perhaps bickering, though, a thread of inevitability always seemed to guide and prevail.

The Chiefs knew they had to get this done, maybe as much for the message it would send if they did as the one it would send if they didn't.

And ultimately they honored what they conveyed to Houston months ago, a stance that will resonate not just with Houston but his teammates as they come to learn more about what the John Dorsey-Andy Reid tandem stands for.

For whatever disillusionment Houston might have felt along the way during a process that included him missing mandatory offseason team practices, he said on Wednesday that it was "very important" to him to stay in Kansas City and that he considers Reid a great coach who motivates and pushes him.

Perhaps most importantly, he also said that he essentially had sensed this would all work out.

"At the end of the season, they told me, 'Just be patient, we'll get a deal done,'" said Houston, who believed it would "take care of itself" and "sat back and waited on them."

He also believed, of course, in the skills and wiles of his representation, Joel Segal, to whom Houston said he left any and all criteria when asked if it had been important to him to get more money than the Texans' J.J. Watt (six-year, \$100 million).

"I left that up to my agent," he said, later adding: "I trust my agent; I believe in what he does and I just let him handle his job."

Now, like Houston, Chiefs fans can believe all the more in how Dorsey and Reid, not to mention Chiefs chairman Clark Hunt, are handling their jobs — how they are cultivating the present and the future of a franchise that was in shambles and engulfed in chaos less than three years ago.

Asked what took so long, Dorsey joked that he had “bad cell-phone service up here at my cottage in Wisconsin,” where he gets away every summer.

“I have to go on top of the hill at the hardware store some days to talk,” he said. “So maybe that was it.”

More seriously, he said the process had taken seven to 10 months, that the result was a “fair deal for everybody ” even if “these types of deals take a long time. Not everybody is going to get what they want.”

“I think you just have to be consistent day-in and day-out and kind of peck away and make sure that kind of communication is always ongoing,” he added. “All along through the process, I’ve told you guys that we have been in constant communication, and we had.”

Enough so that Dorsey even thanked Segal, saying “he can’t applaud” him enough.

So the result is the thing here, enabled by a process that like laws and sausages you don’t want to see being made (and didn’t because it was all unfolding discreetly behind the scenes) but had to be allowed to breathe and play out to come to fruition.

At long last, Houston will get the gratification that’s been delayed for years, starting with the fact he tumbled to the third round of the 2011 draft and 70th overall for reportedly testing positive for marijuana at the NFL Combine, and continuing through last season, when he made a relatively paltry \$1.4 million.

Now he’s got a guaranteed \$52.5 million, and the Chiefs have more momentum to recast their foundation.

“This is going to be a big year,” Houston said.

All because patience, it turns out, still is a virtue.



*(Travis Kelce)*

## **Travis Kelce chasing Tony Gonzalez by studying his game**

Adam Teicher  
ESPN  
August 10, 2015

ST. JOSEPH, Mo. -- Tight end Travis Kelce is just getting started in his pursuit of Tony Gonzalez. Kelce had a nice debut season for the Kansas City Chiefs last year, leading them in catches with 67 and yards with 862.

He still has miles to go to catch or surpass Gonzalez, the all-time NFL leader in catches, yards and touchdowns for a tight end. Gonzalez did much of that work in his 12 seasons for the Chiefs (he also played five seasons with the Atlanta Falcons).

In order to get there, Kelce spent part of his offseason studying him on film.

"That guy was an athletic guru," Kelce said. "He was head over heels more athletic than anybody else on the field. Half the stuff he did was based off his supreme athleticism, but he was a fundamental technician in the run blocking.

"You could tell he understood defenses just from how he played, where his eyes were, where his awareness was on the field. Half the time what we do out here on the field as tight ends is predicated on the defense."

Kelce's debut season was far superior to Gonzalez's rookie season of 1997. Gonzalez caught 33 passes for 368 yards, less than half of Kelce's 2014 numbers.

Gonzalez took off from there, though. He had 59 catches his next season and never had fewer than 71 receptions for the Chiefs after that.

To similarly improve his game, Kelce turned into something of a film critic during the offseason. He watched not only Gonzalez, but any tight end performing his craft.

"I can't watch football by watching the teams go up and down the field," Kelce said. "Every time I turn on a football game, whether it's college or whether it's professional, I'm kind of just locked in

like a magnet to the tight end. I watch his fundamentals, what he does, how he attacks zones. You constantly get better by watching film."

Whether all this pays off when the season begins remains to be seen. But it certainly can't hurt that Kelce appears to be a serious student of the game. Alex Smith indicated during the offseason that Kelce would frequent the quarterback meetings, suggesting changes to routes based off what a defense was doing and then calling for the ball at the line of scrimmage during practice.

"My main focus going into training camp was to understand the intentions of the play call," Kelce said. "I want to understand what Alex is thinking. I want to understand why Coach [Andy] Reid is calling certain plays versus certain coverages and in certain situations. I want to mentally put it all together and become a team player.

"I want to be the best football player I can for this team. Obviously, I want to catch as many passes as I can. I want to go out there and be the best tight end in the league. That can all happen this year as long as I go out there with a lot of focus and a lot of passion."

*(Derrick Johnson, Mike DeVito)*

## **Chiefs' rehab buddies Derrick Johnson and Mike DeVito glad to play football again**

Blair Kerkhoff  
Kansas City Star  
August 16, 2015

The Arizona Cardinals had moved to the Chiefs' 1 on their opening possession of Saturday's preseason opener, and to this point little had gone right for the visitors.

But on second down, running back Andre Ellington no sooner took the handoff when a defender had crashed through, got enough of his arms through Ellington's legs to drop the running back in his tracks for a loss.

Derrick Johnson was back.

"Man, did it feel great," Johnson said.

On a night when the Chiefs and NFL celebrated the return safety Eric Berry to game action after his triumphant battle with Hodgkins lymphoma, two other defensive starters made their comeback from a lost 2014 season in Saturday's 34-19 victory over the Cardinals.

The long journey back for Johnson and defensive end Mike DeVito was over. They started, put in their two series' worth of snaps and cheered for their teammates on the second and third teams for the rest of the evening.

The pair connected by a devastating coincidence, torn Achilles in the regular-season opener, felt renewed.

"You don't realize how much you love it until you don't have it," DeVito said. "I don't want to take a down or a second out here for granted because I know how quickly it could be gone."

The Chiefs run defense felt their absence, falling from 13th in 2013 to 28th last season, partly because they missed plays like the one Johnson made on Ellington.

Johnson, who will turn 33 in November, and the 31-year-old DeVito have had productive careers, and season-ending injuries at this stage could have prompted retirement thoughts. Instead, they became rehabilitation buddies, pushing each other throughout the difficult process.

“We really built a strong bond,” DeVito said. “It’s going out there and playing with your brother.”

On Saturday, DeVito was credited with one tackle, Johnson two. They combined for a stop on the Cardinals’ first snap of their second possession, after an Alex Smith interception set up Arizona at the Chiefs 18. The Cardinals didn’t collect a first down and settled for a field goal on the drive.

“Hopefully we can get that picture framed up,” DeVito said.

Johnson and DeVito took part in team activities starting in the spring, but nothing simulates the speed and action of facing a different colored jersey.

“OTAs are one thing, training camp is one thing, but this was for real,” DeVito said.

One of the best things about Saturday according to DeVito? “Not having to watching it on TV.”

The return will continue to be a process. Early in the game, Johnson noticed the impact of the layoff.

“I knew the game was going to be a little faster early,” Johnson said. “But with every play I got more comfortable. I picked it back up pretty quick. I expect the next game to be better and the one after that even better.”

Johnson would have been the Chiefs’ career tackle leader by now if he had remained healthy last season. Once the regular season begins, he needs 15 more stops to pass Gary Spani.

But first things first. The comeback trail includes three more preseason games, and Johnson understands the importance of each of those.

“I need these games,” he said. “Whether I had a good job or a bad job (Saturday), I need to get more games under my belt to be fully prepared.”

*(Marcus Peters)*

## **Instincts, passion help Chiefs' Marcus Peters make immediate impact**

Terez Paylor  
Kansas City Star  
September 19, 2015

The young cornerback scanned the receiver's body, looking for a tell. And the moment Demaryius Thomas planted off his inside foot and drove to the sideline, Marcus Peters broke.

Fifty-five yards later, Peters — who correctly anticipated a Peyton Manning hot route with a blitz in his face — was frantically high-stepping into the end zone with the football and posing as his new teammates swarmed him.

It was, to be sure, what Peters hoped the NFL would be like after the Chiefs invested the 18th overall pick in him during year's NFL Draft.

"Like Eric Berry says, you have to live your dreams out, and my dream was to come to the NFL and to make my presence be felt and to be welcomed by my teammates by my play," Peters said. "Not by just the words I speak, (but) by me going out there and proving myself."

Through two games, Peters has done just that. He is tied for the team lead in tackles with 12, and while quarterbacks have not been afraid to attack him, he has risen to the challenge as he's already started generating some early buzz for defensive rookie of the year.

According to Pro Football Focus, Peters has yielded 14 receptions on 27 targets — a very respectable 51.9 catch percentage — and is far and away the team's leader pass breakups with seven, as no one else has more than three (Jamell Fleming).

What's more, with his two interceptions — he also picked off Houston quarterback Brian Hoyer in week one — Peters has given the Chiefs a dash of playmaking in the secondary they desperately lacked a year ago, when they finished tied for last in the league with a paltry six interceptions.

"He can play — he can flat out play," safety Husain Abdullah said. "It's going to be a joy to watch him as the season progresses and as he starts to pick up even more than he already knows. He can play."

Peters cares, too, as Abdullah found out after he let a bobbled interception slip through his fingers in the fourth quarter Thursday. Peters was right there, hugging him during the near-pick and encouraging him afterward with a fiery look in his eyes.

It was one of many times Peters has worn his emotion on his sleeve during the Chiefs' first two games, as he could constantly be seen yelling and strutting and, as Chiefs coach Andy Reid puts it, letting his personality show.

In that way, it's like a light-switch flipped on since training camp, when Peters was impressive but not demonstrative.

"He's a competitive kid," Reid said. "I mentioned this before — you have to have a short memory when you're out on the edge there. You also have to have talent, that helps, and he's got both."

That much was apparent in camp, at least to his teammates.

"That's one of the first things I picked up on, his football IQ," said fellow cornerback Sean Smith, who is suspended for the Chiefs' first three games because of his DUI arrest in June 2014. "You've got some guys who are used to playing in a certain system, or played only in the boundary and they're a little limited on their learning curve."

"But he came out here, (and) you try to coach him up on something and you see he's already on the same page as you. Right now, if (he's working on) anything, it's all technical. This hand, this step (in coverage), this alignment. But as far as recognizing or anything mental, he's straight."

This is not a shock to the Chiefs' front office. General manager John Dorsey said Peters' natural feel for the position was one of the reasons the Chiefs were intrigued by a corner who was dismissed from his college team (Washington) in November after several clashes with a new coaching staff and who didn't tear up the NFL Combine.

"He plays the game with his eyes, (and) the good ones play with the eyes," Dorsey said. "From the corner position, he can actually read and mirror routes of the receiver, and I think that's a good thing."

“And then he has the fluid, athletic hips to turn, run and change directions. Then he can run support, he’s a square tackler, and he’s got good ball skills.”

Peters has shown all of that thus far, but he credits his football-loving family — his dad is a high school coach and he lived across the street from his high school field — for helping cultivate an institutional knowledge of the game that allows him to always be around the ball.

“It’s paying attention to the small details, how many steps they take in their routes,” Peters said. “It’s just something that gradually grows on you, and for me, it just comes from being around the game of football a lot.

“Like I said, I’ve got my pops, he’s an offensive coordinator. So dealing with him a lot, you’ve got to scheme things. Even if we’re playing Madden at the house and stuff like that, it all translates back to the field.”

Peters says that his innate football IQ is the reason he’s been able to make such a quick transition to the NFL.

“I think that’s where people get lost in it, man — it’s still ball,” Peters said. “You’ve got to go out there and line up with 10 other guys and you’ve got to go make a play. If it comes down to you making the play on that down (by) eliminating your man, you did your job and the defense is ahead.”

By that definition, Peters is doing his job more often than not. And even when he hasn’t, Reid is pleased with Peters’ ability to stay focused and bounce back.

“He’s able to learn from his mistakes and then come right back at it and challenge you again,” Reid said. “He did that, even with that last third-and-9 play that Thomas caught (on the game-tying drive), it was contested and he was right there on top of it and the kid made a good play on him. He wasn’t shying away against one of the better receivers in the league.”

That competitiveness will come in handy down the road. Peters’ start has been electrifying — Reid even confirmed Peters was an “energy-giver,” which is the type of player he looks for — but he knows there are 14 games remaining, and teams have even more tape on him to attack.



“He’s done a very nice job and he’s been a pleasure to be around,” Reid said. “He works hard, and again, his challenge will just be not on that (effort) front, but he’s young in the business, so people will study him and then he’s got to keep answering the bell every week.”

Peters, for his part, seems to understand that for as well as he’s played, the purpose is to win. When asked after Thursday’s 31-24 loss how it felt to record his first career pick-six off Manning, Peters didn’t take the bait.

“It feels good, but it stings too bad,” Peters said. “It’s a team game, and as a team, we took a tough loss. All the individual accolades we can make, I leave them on the field without the W.”

*(Jaye Howard)*

## **Chiefs' Jaye Howard is standing out in contract year**

Terez Paylor  
Kansas City Star  
September 25, 2015

It has become a common sight this season: big No. 96, the first one off the ball, crashing into the offensive lineman and destroying a run play.

NFL linemen are often anonymous, but fans and players have noticed the Chiefs' Jaye Howard, often with an accompanying question.

"Everybody keeps asking me 'What happened? Where did this come from?' " Howard, a fourth-year pro, said with a laugh.

To a certain degree, that's a fair question. Howard played in 16 games for the Chiefs last season, starting 10, and finished with 36 combined tackles and a sack. But he was nowhere near as disruptive as he's been early this season.

Take his performance in the Chiefs' last game, a 31-24 loss to Denver. The Broncos only rushed for a paltry 61 yards in 22 carries, and Howard led the Chiefs with seven tackles — a big number for an interior lineman.

For a player in a contract season — Howard, 26, is scheduled to be a free agent next March — it's hard to imagine a better start.

"Man, this is a big year for me and my family. I want to put food on my kids' table for a long time," said Howard, who has long drawn motivation from his twin sons. "That's part of the reason, but I'm also more comfortable in the system and they're allowing me to play on the field more, so I can make more things happen when I'm out there."

Through two games, Howard has been on the field for about half of the Chiefs' defensive snaps. That's up from last year, when he took over starting duties when Mike DeVito was lost for the season in the first game but still only played 37 percent of the defensive snaps.

“I was in and out last year,” Howard said. “But now the coaches trust me and we have a rotation. It’s going to pay off for us in the long run, (we’ll) keep big Dontari (Poe) fresh. The coaches believe I can go in and play just as well.”

Howard’s emergence has certainly helped Poe, who underwent offseason back surgery for a herniated disk in July. He returned in time for the Chiefs’ season opener, but has played the same amount of snaps — 81 — as Howard.

That’s a significant change from the last two years, when Poe — a 346-pound two-time Pro Bowler — played 1,970 snaps, an absurd total for nose tackle.

But the Chiefs have kept to a true rotation up front this year — of the five defensive linemen to earn snaps, only Allen Bailey has played more than 54 percent of the plays. Howard, who has finally paired his fine quickness off the ball with the strength and technique to win against the run, has been a big part of that.

“He knows how to use his hands, he’s learning how to get off blocks and not just rely on that first-step quickness,” defensive coordinator Bob Sutton said. “Now he’s becoming a more complete D-lineman from a technique standpoint, and eventually you’ve got to have it if you’re going to survive, because just like anybody, if you become just a one-(trick) type of guy, people will know how to block you.”

Some of this was evident in training camp, when the 6-foot-3 Howard arrived at 330 pounds — 20 pounds heavier than his 2014 playing weight — in an effort to fare better against the run than he did the year before.

“Some plays, I felt like I came off and strike them (fine), but in the end, they could wash me off the ball,” Howard said.

Howard credits his post-practice work with assistant defensive line coach Britt Reid. Starting in training camp, Howard and other interior linemen have spent five to 10 minutes after every practice working on their technique.

“It helps,” Howard said with a chuckle. “You see what’s happening (on the field).”

Sutton has always liked Howard's pass-rush ability — he already has a sack this year and has flashed a variety of moves — but he says extra work like the time he puts in with Reid is key to his continued development as a run stopper.

"You can't let your technique erode," Sutton said. "I always talk to them about being willing to work on your own — I call it O.Y.O. You only have so many minutes in individual (practice periods), so if you have an area you need to work on, it's important you take time before or after practice to get those things addressed."

Howard, to his credit, understands that. And with so much to play for, he says you don't have to worry about him losing focus.

"That's not going to be a problem," Howard said. "Like I said, I've got kids to take care of and a wife. I've got to keep her happy. At the end of the day, I want to be the best, man. I feel like I can be one of the toughest (tackles) in the game."

Howard, who has also drawn motivation from his friend, Bailey — who played his way into a four-year, \$24 million extension from the Chiefs last fall — would ideally like to be that kind of player in Kansas City.

"Seeing him go do it last year, I'm praying that I'll be the same way," Howard said. "I'd love to stay here, I hope it works out that way. But yeah, that's always in the back of my mind. I've got to ball."

*(Derrick Johnson)*

## **Derrick Johnson quietly got tackle record against Packers**

Adam Teicher  
ESPN  
October 2, 2015

KANSAS CITY, Mo. – Linebacker Derrick Johnson has been a very good and often overlooked player for some average or bad Kansas City Chiefs teams. In that light, it's fitting that Johnson became the Chiefs' all-time leading tackler in a game where they were getting blown out.

Johnson passed Gary Spani in career tackles, an unofficial statistic, in Monday night's loss to the Green Bay Packers. Johnson has 1,003 tackles while Spani finished his Chiefs career with 999. So Johnson acquired the record with little fanfare or notice as the Packers piled up points on Johnson and his teammates.

"It's a humbling experience," Johnson said this week. "It's bittersweet. You always want to win and you play this game to win. [But] after going home and lying in bed thinking about it, man, it's a great accomplishment.

"I got the record, I earned the record. It's been standing from Gary Spani since '87, since I was five years old. So I'm grateful to that."

Likewise, the Chiefs should be grateful for Johnson. He hasn't been a big-play linebacker in terms of interceptions, fumble recoveries or touchdowns during his career. He has three touchdowns on interception returns, including two in a game against Denver several years back, but would have several more if he'd caught just half the interceptions he instead dropped. Soft hands are not a quality Johnson has.

But he's about as consistent a player as the Chiefs have had. He's not up and down, his play rising to Pro Bowl level one week and declining to something below NFL quality the next. He's been there for the Chiefs every week at a certain level, and that includes their game in Green Bay on Monday night, even if few people noticed.

*(Eric Berry)*

## **Eric Berry continues to surpass all reasonable expectations for Chiefs**

Adam Teicher  
ESPN  
October 15, 2015

KANSAS CITY, Mo. -- Nobody really had any idea what the Kansas City Chiefs could expect this season from safety Eric Berry, who was cleared to return to football only days before the start of training camp after beating back cancer.

But what Berry is doing this season is beyond any reasonable expectations. Berry early in the season moved back into the starting lineup and last Sunday against the Chicago Bears he had his best game of the season.

Berry played so well that Pro Football Focus graded him higher than any of the NFL's other safeties from last week's games.

The Chicago game was also notable for another reason. Berry was in the game for all 78 of Chicago's offensive plays, the first time this season he was in the lineup for all of the opponent's snaps.

"What he's done is fantastic and really a tribute to his will and his determination and his grit, all those things," defensive coordinator Bob Sutton said. "I just think he's actually getting into his groove as a player. Our hope, his hope, is that the thing keeps getting better and better."

When training camp started, the Chiefs thought anything they might get from Berry this season was a plus. They tried to fortify at safety during the offseason as if Berry wasn't going to be available by re-signing Ron Parker and adding free agent Tyvon Branch.

Credit for his comeback goes not only to Berry, but the Chiefs. They recognized he was ready for more than the limited work they were giving him early in training camp and the preseason. He went over a period of weeks from playing in certain passing situations to playing on all downs.

"We were kind of going off him, following his lead," Sutton said. "Then we started segmenting him in, saying 'OK, you're in on this package' and then, 'You're in on this package.' Eventually, he ended up in all the packages."

"It was just kind of a gradual thing where he felt good, he felt comfortable doing it and felt comfortable from a physical standpoint that he could sustain that and maintain that."

*(Charcandrick West)*

## **Chiefs' running back Charcandrick West has overcome plenty on his path to the NFL**

Terez Paylor  
Kansas City Star  
October 16, 2015

Jamaal Charles' replacement stepped to the microphone, the camera lights shining in his face.

This was the first time Charcandrick West had been brought to the daily media session at the Chiefs' practice facility, and it was the latest sign that he has come a very long way in a short amount of time.

You'd have a hard time finding a player in the Chiefs' locker room who is happier to be here than West, a running back who has gone from undrafted free agent to practice-squad player to NFL starter in just 17 months. None of this good fortune is lost on him, which explains in part why he is always quick to smile, always quick to laugh, and always eager to entertain.

"Yeah, he would definitely be an energy-giver," Chiefs coach Andy Reid said, employing one of his favorite terms of endearment to describe West, a 24-year-old out of Abilene Christian. "He works his tail off, he's humble as can be and he's a good kid all the way around."

Toward the end of West's first media-room experience, he was asked about the origin of his unique first name. He turned toward the reporter and grinned.

"How many Charcandricks do you know in the world?" he responded to chuckles. "I like it; it's different. I'm probably the only Charcandrick in the world. It's nice to be something."

Asked if he ever queried his parents as to why they would give him such a unique name, West broke into what his stepfather, Toccara Ford, calls "that million-dollar smile. "No," he said, "I was trying to learn how to spell it."

The room erupted into laughter.

"That's one of his special features; that's him," Ford said later. "He's got a big heart. One day he told me, 'I wish everybody could be happy and get along.' I told him, 'Well, everybody you come in contact with, just bring their day up,' and he has. He's a special kid."

A self-described "goofy" dude, West is upbeat for a reason. A number of factors — a high school illness that threatened his football career, for instance, and the recent death of a beloved mentor — have converged to make him someone who is truly grateful to step into an NFL locker room every day.

"My road to get here is not like a typical one," West said. "I didn't get drafted. I started at one school, had to go to another one. I had a lot of situations where I could have just gave up, but I just stuck with it and followed my dreams."



West does not cut an imposing figure. At 5 feet 10 and 205 pounds, he's one of the smallest players on the team, a fact that explains his nickname among teammates: "Tidget," a mash-up of "tall" and "midget."

Those who know West best call him "Moosey," a nickname given to him by his maternal grandmother.

"Because he was such a big boy at birth," West's mother, Demetrice Ford, said. "She said he looked like a big moose. He was an 8-pound, 10-ounce boy."

Demetrice said West's first name is derived from his biological father's name. But when he was growing up in Cullen, La., it was Ford, West's stepdad, and Ford's best friend Dante' Coleman who helped cultivate Charcandrick's passion for football.

"After my mom got married to my stepdad, they started a little pee-wee football team," said West, who used to dream of being a major-league shortstop. "My mom wouldn't let me play before that, but once (Ford) came along, they worked with me, got me into football, and it turns out I was pretty good at it."

West's first team was the Cowboys, named after Coleman's favorite NFL team, and they went undefeated two years in a row. West was a star running back, but his two mentors never let him get a big head.

"We saw he had a special talent, so Dante' used to be on him so hard," Toccara Ford said. "He'd be his biggest critic. What everybody else saw was a great game, Dante' could always find the thing he could have done better, because the guy knew football. Together, we'd always bring him back to earth."

People used to think Ford was crazy when he trailed West on his bike as the youngster jogged through the neighborhood, or when they'd spend hours playing the "pushup game," where they'd catch 100 balls a day and do 10 pushups per drop.

But the process taught West the benefits of hard work; it was during these sessions that Coleman taught West to be mentally tough.

"He knew how to drive me; he knew how to get to me," West said.

Coleman was also someone West could go to whenever he needed to talk.

"With a kid, it takes a village, and sometimes you have to come at them in different ways," Toccara Ford said. "Sometimes I'd tell Moosey something, then ask Dante' to tell him the same thing, and that would be the thing that made him listen. He was more of a guardian angel for him."

When West got to Springhill High School in Louisiana, he continued to star on the football field. But his identity as a football player would soon be threatened by the toughest test of his young life.

One morning in November 2006, West woke up with a fever, stiffness in his joints and a rash. It appeared out of nowhere; he'd even played a football game the day before — he was the rare freshman on the varsity squad — and scored three touchdowns.

West's parents took him to a hospital in Shreveport, La., but when doctors couldn't figure out what was wrong with him, he ended up at Arkansas Children's Hospital in Little Rock, where he was bedridden for 21 days.

During that time, West lost a lot of weight — he says he dropped from 185 pounds to nearly 120 — and battled a fever. There were times he felt like giving up, especially after he absorbed the one-two punch of not hearing from his biological father's side of the family and being told by doctors that he might never play football again.

West's mother, Demetrice, had always been a tough woman, and she refused to let her baby give up on life at age 14. She'd make him get up and stay active, whether by bathing himself or simply standing outside.

"He laid there and cried and didn't want to go anymore," Demetrice Ford said. "And I said, 'Son, you're lying here, and God put you here for a reason. This is not the end.'"

Ford, meanwhile, stewed over the reality that his stepson might never play football again. It infuriated him as much as it demoralized his son.

"Charcandrick was the one that had to be there with me and keep me strong," he said. "Moosey was my Superman. He was just so tough, and for him to be down like that was tough for me."

Eventually, West got better — doctors never could explain why, or what had come over him — and he was allowed to go home. He gained his weight back in time for track season the following spring ... but then he got sick all over again.

At that point, the Fords consulted a specialist in Shreveport, who diagnosed West with juvenile rheumatoid arthritis, an illness that can lead to complications and treatment-related side effects that can contribute to premature death.

But the family finally had a plan of attack, and West — who began taking injections and medication — has been fine ever since. He returned to the football field for his junior year, and he did well enough to earn scholarship offers from Arkansas and Louisiana State. Both schools wanted him as a cornerback, but West believed his future was at a running back, so he opted for Louisiana Tech.

He'd never enroll there, however: His efforts to make himself academically qualified in time for the 2010 season fell short. So West opted to enroll at Abilene Christian, then a Division II program. He starred at the Texas school, scoring 35 touchdowns and rushing for more than 2,000 yards as a three-year starter. He was signed by the Chiefs as an undrafted free agent in May 2014.

When the Chiefs saw enough in West to keep him on their practice squad for the 2014 season, his entire village beamed with pride. Among the most proud was Coleman, West's old mentor, who'd been having serious back problems and had started to lose a lot of weight.

"Dante' was the type of person where if something was wrong, you'd never know," West said. "He wouldn't take off work unless it was for a football game."

Constantly in pain, Coleman nevertheless made plans to accompany West's parents to the Chiefs' season opener in Houston last month, provided Charcandrick made the team.

"He was proud to say, 'Hey, I was a part of that,' " Toccara Ford said.

One morning this summer, West snapped awake at the sound of his phone buzzing. It was 6 a.m. on July 21, and his mother was calling him. He thought this was odd; he always called her in the morning, not the other way around.

When West answered, his mother was crying. Dante' is dead, she said. He'd awakened that morning feeling hot, and after he was taken to the emergency room, his heart stopped beating. He was only 35.

"She told me, and I didn't believe it until the next day, really," said West, who was training in Dallas at the time. "So I went home and just dealt with the situation. You don't understand how tough it was. I mean, he was a guy that put the football in my hands."

West placed his No. 35 Chiefs game jersey in Dante's casket during the funeral. When the Chiefs opened training camp a short time later, he reported with a heavy heart. He quietly decided to dedicate this season to his lifelong friend and mentor, which also meant playing each snap like it was his last.

"He said he was going to use that as his fuel," Toccara said. "He learned in dealing with Dante' that tomorrow isn't promised, so you have to take advantage of your time while you're here. Make your mark, seize the day."

West quickly emerged as one of the breakout stars of training camp. His pass-catching skills helped him stand out among the backup runners, and his enthusiasm for football and drive to get better — cultivated back home by Ford and Coleman — caught the eye of his coaches.

West impressed them enough to hold onto his job as the team's top personal protector on punt coverage, and the team was confident enough in him to part ways with veteran backup Cyrus Gray, a former special-teams captain and favorite of assistant coach Dave Toub.

"He's tough, tough as nails," Toub said of West during training camp. "He will stick his face in there on any-sized guy. He's an ankle-biter and a tackler. He gets in there and is a real good tackler, real good, solid blocker as a personal protector, and he is smart and knows our stuff."

West made the Chiefs' 53-man roster out of training camp, and when his old college number — 26 — became available before the season, he considered switching to it until he realized that his current number, 35, matched Coleman's age when he died.

"It was a sign," West said.

West still thinks about Coleman often. In his weekly game plans, he sometimes scribbles the words "I got you," to let Coleman know he's thinking about him. Every night, he prays and asks Coleman to watch over him.

"Dante' was more of a guardian angel for Moosey," Toccara said. "And he still is."

Things have broken West's way since he dedicated this season to his departed friend and mentor. Starting in week three, West usurped Knile Davis, a third-round pick in 2013, as the Chiefs' second-string back, and he has gotten the lion's share of the work ever since.

During last Sunday's 18-17 loss to the Chicago Bears, West received a majority of the snaps when Charles went down. His parents were in attendance, as were Coleman's wife and two kids.

"Me actually being able to play some and them seeing that, with his son and daughter here ... I'm doing it for him, honestly," West said.

On their way home from the game, Toccare and Demetrice talked about the changes they've noticed in their son. He's stronger, more serious, than he used to be.

"Especially since the Dante' stuff," Demetrice said. "He takes life in a different perspective now. He'd always want to be silly and goofy and joking around, but he's not doing a whole lot of that anymore. He's become a real man now."

If pressure of being a starting NFL running back is getting to West, he isn't showing it. He's still lighting up rooms wherever he goes, with a positive energy that Reid hopes will extend to the football field on Sunday in Minneapolis, where the 1-4 Chiefs will try to save their season on the road against the Vikings.

It is the opportunity of a lifetime for West, and he is treating it with the respect it deserves. He plans on going 100 mph Sunday, because if there's anything he learned from his high school illness and Coleman's death, it's that tomorrow isn't promised.

"Just to wake up every morning, it's something to be happy about," West said. "We all know life brings problems, but you've just got to stay happy."

"Dante' would be proud I never gave up ... I know he's up there watching over me. He's got a big part to do with all of this."

*(Justin Houston)*

## **The long journey of Justin Houston, one of the NFL's great mysteries**

Greg Bishop  
Sports Illustrated  
October 20, 2015

Let's start with the fire. The day Justin Houston lost everything began like any other lazy Saturday at the two-bedroom house on Garfield Street in Statesboro, Ga. It was Oct. 25, 2003. Justin was in the ninth grade. That afternoon his mother, Kimberly, left him in charge of two younger brothers, and he sat them on her bed to watch cartoons so he could dial up a love interest.

Then the phone went dead.

Justin walked out of the bedroom. The door nearest to the den, as he remembers it, was engulfed in flames, with smoke billowing from underneath the frame. He panicked and ran onto the front lawn in his T-shirt and gym shorts, only to realize he had left the boys, Tylen and Aaron, inside. He turned around. "I couldn't see nothing," Houston says, "only smoke. It was dark inside. If I didn't know that house, I would have been in trouble. We'd been there for years. I could run through that house with my eyes closed."

So he did. Justin sprinted back inside, fighting through the smoke and flames, and found his brothers, who were too scared to move. He shepherded them outside. The clothes on their backs were the family's only possessions that didn't burn.

According to the Statesboro fire department incident report for case No. 23089, an alarm sounded at the station at 3:19 p.m. Firefighters could see the smoke from the firehouse, a mile-and-a-half away. They arrived at 129 Garfield Street four minutes later and, as they later noted, "found the structure completely involved." As in, completely on fire. They twice asked for additional personnel; it took eight firefighters more than two hours to extinguish the blaze. The report concludes, "The residence is a complete loss."

That record does not list a cause for the fire, but it finds that no "human factors" contributed. Houston says his family believes the blaze resulted from "some old wires in the ceiling" that sparked near the water heater on a wall in the other bedroom. The report estimates the damage at \$45,000 for the residence and \$15,000 for everything inside.

Afterward local churches helped feed and clothe the Houstons while they found another place to live. The family of 10—besides Justin, Tylen and Aaron, Kimberly has nine other children, six of whom lived with her at the time—eventually settled into a house about 30 minutes outside of town. Statesboro High and its football teams helped as well, according to one of Houston's childhood friends, Jon Knox. But little was said about Justin's heroics.

That's the thing about Houston, the Chiefs linebacker who in July signed a new six-year, \$101 million contract. "He rescued those little boys," says Knox, yet he didn't seek any praise. He doesn't share that story with many outsiders. His teammates say they've never heard it.

Houston says he never told them.

Ask any Kansas City player about Justin Houston and be ready for the look. Eyes downcast. Brow furrowed.

**REPORTER:** [Justin and I] talked for an hour.

**DEE FORD, CHIEFS LINEBACKER:** Really?

**REPORTER:** I don't think the casual sports fan knows anything about him.

**FORD:** That's exactly right.

**REPORTER:** Is he different in [the locker room]?

**FORD:** Justin is Justin, man.

**REPORTER:** What does that mean?

**FORD:** That's a Justin thing. That's between God and Justin.

There should be a website called Justin Houston Facts, a hub for learning about one of the NFL's great mysteries. Of note: Houston is married to a lawyer ... has a three-year-old son ... is expecting a daughter ... loves his Air Jordans ... bears a scar on his chest from a cyst he had removed as a child ... has a tattoo near the scar that says ONLY GOD CAN JUDGE ME. He's a 6'3", 260-pound All-Pro with 52.5 sacks in 59 starts, but the only place he wants to stand out is on the football field.

In a world of needs-no-introduction athletes, here's a star who requires one. Even Houston's mentor, fellow outside linebacker Tamba Hali, concedes, "Outside of football, we don't hang out that much."

Houston enters a conference room at the Chiefs' practice facility and folds his large frame into an office chair that wobbles under his bulk. ESPN's morning blabfest First Take plays on the television on the wall, but Houston pays no attention. He doesn't even look.

The first question lobbed his way is the same, always. Why don't people know anything about you? "I don't want the spotlight," he says. "I see how other guys do it, and I know how I would like to do things."

Which is to say, the opposite. Late in the fourth quarter of his final outing last year, against the Chargers, Houston notched his fourth sack of the game and 22nd of the season. He stood half a takedown away from the NFL's single-season record, Michael Strahan's 22.5 in 2001, but he was asked to drop into coverage on the last play of the game. He never complained, never begged for the chance to make history, an opportunity he might never have again.

Houston says he doesn't see himself as famous. "This is my job, just like you have a job," he says. "The only difference: They put my job on TV." (Never mind the autographs, bank accounts, 62,000 Twitter followers.... Other than those little things, no difference.)

“We’re all human,” Houston says. “Some guys, when they do interviews, it’s all about them. Some guys, every single thing they do is all about them. I have a big family, so I’m used to everything not being all about me.”

Country. That’s how Houston describes his hometown, a city of roughly 30,000, some 30 minutes from the Georgia–South Carolina border. “Like if you’re driving in from Atlanta or Augusta, you just see cornfields,” he says. “That type of country.”

Statesboro is known for its university, Georgia Southern, and the fields of cotton, peanuts and corn that spread for miles outside the city limits. People go there to retire, Knox says, or they simply never leave. They hunt and farm, and they watch and play sports. The vibe is overalls and tractors. “It’s big enough that you can have some of the city opportunities, but small enough that you can hide and nobody knows where you are,” says Steve Pennington, Statesboro High’s football coach.

Houston is a football warrior raised by women. His maternal grandmother, Linda Houston, worked three jobs, house-sitting during the day and pulling night duty at a nursing home. She rarely slept more than three hours at a time, often in a chair. Justin’s mother had no steady male influence to lean on. She was strict. She wanted her kids home by 6 p.m. and in bed around nine. She wanted her rules followed without exception. “The whuppings I got,” Houston says, “I appreciate them now.”

His brother Demetrius, eight years older, was the nearest thing he had to a father figure. Demetrius pushed Justin into everything from sports to street fights. He demanded toughness. “He didn’t believe in raising no chumps,” Justin says of the second-oldest in his family.

Justin is the family’s sixth oldest—smack in the middle—but an outlier when it comes to size. He’s larger than any of his siblings, including his twin brother, Jared, who was born a minute later. That mass was evident early on in hands that looked like oven mitts and in feet so big that Justin’s brothers and sisters called him Flipper.

On Garfield Street, Justin recalls a life without privacy, a bathroom that never seemed free, a house that never went quiet. The siblings spent all their time together; the kids played hide-and-seek and video games and deemed the person with the most losses the Scrub of the Night.

Justin, despite his bulk, played point guard on the Statesboro High basketball team, bringing the ball up the floor. “That joker was a mini-LeBron James,” says Pennington. “He was the best 6’3”, 215-pound point guard you’re ever going to see. He could have played some college ball on the hardwood.”

In his other sport, Houston started by wanting to emulate Emmitt Smith and Barry Sanders, to run away from contact rather than seek it. But from seventh grade, when he first played the sport, he was a defensive end—and from the first blow he delivered, he hit more like a man than a teenager. High school teammates called him Big Tomb, for the savage blows he delivered.

But Houston had not fully grown into his frame, so he wasn’t heavily recruited until after a state semifinal his junior year. That game, played at the Georgia Dome, pitted Statesboro against Griffin High and its future NFL running back, Bobby Rainey. Griffin ran away from Houston all day, but he stalked its backs across the field, and Rainey averaged only three yards a carry. Statesboro forced a fumble two yards from its end zone and made several fourth-down stops to win 7–0. The next weekend Houston and his teammates secured the state title. “Justin went



from being this big dude, great athlete, to being basically the Incredible Hulk,” says Knox, a safety on that team.

Urban Meyer, then at Florida, offered Houston a scholarship, but Houston wanted to stay closer to his family. Then Georgia coach Mark Richt paid a visit.

Houston followed Knox to Athens, a three-hour drive from Statesboro. They shared an apartment with two other Bulldogs, and that marked Houston’s first adjustment to life away from home: There was too much space. He’d never had his own room before. “[At Georgia] we had to share a bathroom,” he says, “but that was nothing.”

He struggled that first year getting to classes on time (or at all), red-shirted, played sparingly as a freshman and was suspended for two games his sophomore season for violating team rules. He sometimes coasted during games, coaches say, relying on natural ability over technique.

Houston had gained 40-odd pounds by the time Todd Grantham was hired as Georgia’s defensive coordinator in March 2010, before Houston’s junior season. Grantham switched the Bulldogs to the 3–4 scheme the Dallas Cowboys had run when he was their D-line coach, from ’08 through ’09. He scoured his new roster for a collegiate version of DeMarcus Ware—whom he’d watched rack up 31 sacks during Grantham’s time in Dallas—and saw Houston, big for an outside ’backer by college standards but typically sized for the pros. “I’ll be honest,” says Grantham, “I thought he was as explosive, or more explosive, than DeMarcus.”

Houston welcomed the switch away from 4–3 defensive end. He still rushed the quarterback about 85% of the time, but now he did so from a more comfortable standing start, and he exploded even faster. Every morning he settled behind Grantham’s desk, typed in the password his coach had given him and studied film—Ware and the Cowboys—until it was time for class. Whereas most NFL rush defenders relied on either speed or power, Houston saw Ware blending the two, making him one of the most feared defenders in the NFL.

That winter, after ESPN draft analyst Mel Kiper Jr. tabbed Houston as college football’s top 3–4 ’backer prospect and the heir to Ware’s throne (Houston had 67 tackles, 10 sacks and 18.5 tackles for loss in 2010), Houston, citing his family’s needs, declared for the NFL draft. At the combine he wowed scouts with 30 bench-press reps at 225 pounds, a 36.5-inch vertical leap and a 10’5” broad jump.

Richt would later say that Houston reminded him of another former Bulldog, receiver A.J. Green, in that he was both private and supremely gifted. But he was also, it appeared, still maturing. Houston tested positive for marijuana at the combine. That, paired with college tape that showed him at less than full effort (which Grantham admits was a problem at Georgia), sent Houston tumbling into the third round.

Scott Pioli, the Chiefs’ general manager at the time, called up Grantham, who alleviated his concerns. Neither of them agreed with ESPN analyst Jon Gruden, who labeled Houston “the most disappointing guy I studied.”

“I knew I had put myself in a bad situation,” Houston says of having fallen all the way to the 70th pick (one spot before the Cowboys nabbed DeMarco Murray). “At that point, I just wanted to get after it.”

This summer, two years after John Dorsey replaced Pioli as the Chiefs' GM, Dorsey retreated to his vacation home in Door County, Wis. The cabin has no cellphone reception, so each morning Dorsey drove his white Ford Expedition north to Fish Creek and turned up a hill to the highest point in town, the Nelson Shopping Center. There he parked behind a hardware store and resumed negotiating a contract extension with Houston's agents. Each session lasted upward of three hours. "I had some moments," says Dorsey, "where I assumed [the store owners] must think I'm staking out the joint."

In mid-July the two parties reached an agreement that guaranteed Houston more money (\$52.5 million) than any defensive player not named Ndamukong Suh. Those millions reflect the name of the hardware store where Dorsey parked each morning: True Value. In the opinion of Chiefs coach Andy Reid, Houston "was the best in the business last year."

It's difficult for anyone other than Houston to understate his impact. Consider the Chiefs' Week 2 game against the Broncos, which Kansas City lost only after Denver returned a late fumble for a TD. Houston sacked quarterback Peyton Manning twice, batted down a pass and disrupted three other throws. He set the edge against the Broncos' running game, and Denver gained only 61 yards on 22 carries. Houston rushed from the left and the right, from outside against tackles and inside against guards, even from the same side as Hali. "The most underrated part of Justin's game is how much he does," says Chiefs defensive coordinator Bob Sutton. "Unless you watch him play every game, you can't appreciate that."

That versatility is the result of continual growth. Early on, Houston asked so many questions of Hali, five years his elder, that the veteran 'backer finally said, "I'm telling you too much; you can't have all my secrets." Hali did, however, teach Houston the importance of using his hands to gain leverage on opposing linemen. He adjusted Houston's stance, having him put more weight on his back foot in order to better explode off his front. Together they practiced the footwork required to drop into pass coverage. Says Hali, "Justin was more like a sponge than any other guy I've been around."

Houston's personality, his skill set and his versatility coalesced into a perfect fit for Kansas City. Chiefs fans are rabidly supportive but usually leave him alone when he dines out or hits the mall. He's like them in that he defends one smoked-ribs joint above all others; in his case Jack Stack Barbecue. And in the Chiefs' locker room—maybe the least flashy space in the glorified world of pro football—he's found teammates with similar mind-sets, who respect his space and privacy.

Last season Kansas City suffered severely from injuries and health problems, starting with the Week 1 loss of two team leaders to IR and culminating in the Week 13 departure of All-Pro safety Eric Berry, Houston's best friend on the team, for lymphoma treatments. (The Chiefs, according to Football Outsiders, had the NFL's sixth-worst injury situation in 2014.) Houston visited Berry at the hospital roughly a dozen times (more than any other Kansas City player, according to various teammates), and in the end—reluctantly but at Reid's request—he stepped into the leadership void.

The Chiefs closed out 2014 with two wins in their last three games, finishing 9–7 but falling just short of the playoffs. After their finale, a 19–7 victory over the Chargers, Houston stepped before his teammates. He talked about the season and about Berry and about the potential that still

needed to be realized, and he committed to a playoff push in '15. (Although the Chiefs have stumbled to a 1–4 start, they're past the toughest portion of their schedule; their remaining opponents were a combined 23–28 through Sunday.) “It stayed with me the entire off-season,” Dorsey says of Houston’s appeal. “It was that sincere. That heartfelt. That real.”

Minutes after autographing his new contract on July 15, Houston settled on his first purchase. He didn't buy anything that might be considered stereotypical or lavish for a multimillionaire athlete. Instead he spent a few hundred dollars on the only thing he really wanted: a plane ticket back to Georgia.

News of the deal’s consummation had reached Houston near the end of yet another workout. He finished 45 minutes of abdominal torture, flew from Atlanta to Kansas City, tried to sleep, failed, drove to team headquarters, passed a physical and signed a stack of papers an inch thick. Next stop: the airport, for a return trip. On board he turned his head away from his fellow passengers, focusing on the farms spread below the window. Even if his tears were joyful, he didn't want anyone to see them.

After landing he pointed his car southeast, toward Statesboro. He cranked the volume on the stereo, sang out loud and drummed the steering wheel with both hands as he lost himself in the moment. (His second purchase: a speeding ticket.)

Three hours later he pulled into his mother’s driveway and met her and his grandmother at the door. They didn’t talk for 10, maybe 20 minutes; they just hugged and cried. Then they retreated to the garage and told stories for hours: stories about siblings and sports and the ultimate middle child.

Houston is now known in Georgia and Missouri and, to some extent, across the country. Yet only a handful of people really know much about him. On the way to one of his sacks against the Broncos, TV cameras captured his face. He was smiling. And that better summarizes his thoughts on the 2015 season than anything he could say. Or would say.

His siblings are older now, deep into their own lives. Demetrius owns a barbershop in Statesboro. Another brother runs a cleaning business. One sister is going back to school to get her master’s degree. Others are in high school or college. The youngest Houston is in eighth grade. Justin gives them all the same gift each Christmas: new shoes.

As he wrapped up his visit, he hugged his mother and grandmother one last time and shared a final surprise that he’d saved for the end. He had purchased two plots of land next to each other

In Statesboro, and there he planned to build a house for each of the women: marble kitchens, hardwood floors, everything designed to their specifications—whatever they want.

That gesture will say what Houston cannot express in words. He will replace what his family lost. He will show how far they’ve come.

*(Marcus Peters)*

## **Emmitt Thomas predicts greatness for Chiefs rookie CB Marcus Peters**

Ashley Dunkak  
Topeka Capital-Journal  
November 5, 2015

KANSAS CITY, Mo. – The Chiefs ranked last in the NFL with six interceptions last season.

This season, the Chiefs already have eight picks through eight games, and three of those picks have come from emerging star Marcus Peters, the cornerback the team drafted 18th overall in May.

Peters started the season on an eye-popping note, intercepting two passes and logging seven passes defended in the first two games.

His first pick, against the Houston Texans, came on the first play of his NFL career. The next week, facing the rival Denver Broncos and an all-time great at quarterback in Peyton Manning, Peters snagged a pick and returned it 55 yards for a score. His third interception came against the Minnesota Vikings in Week 6.

“He’s a good football player, and I’m glad we got him,” Chiefs defensive backs coach Emmitt Thomas said. “In the future, he’s going to be one of the better ones in the league.”

Thomas would know about greatness as a member of the Pro Football Hall of Fame, and he likes what he sees from Peters not only on game days but on practice days as well.

“The ball skills came with him,” Thomas said. “That’s something that’s an innate ability, but the thing ... that is really impressive is the way he practices. He practices like it’s a game, and it’s a carryover into the game.”

Numerous attributes of Peters make Thomas optimistic about the career the young cornerback has in front of him, but the player’s enthusiasm for the game is the first one the coach mentions.

“That’s the thing that you really gauge a young man on, is that he enjoys practice, so consequently he enjoys playing the game,” Thomas said, “and [every] day we practice out there, he practices like it’s a game, which is very exciting to see.”

At the midway point of the season, Peters is tied for third in the league with three interceptions and 11 passes defended. Thomas does not talk about the cornerback's numbers, however, but rather the forces behind them.

"His enthusiasm for the game, his instincts, his work habits," Thomas said. "He really understands the game, he loves to compete, and he's got excellent ball skills."

Chiefs coach Andy Reid will not say he is surprised by the production of Peters thus far; neither will he praise that performance with too much gusto. On both counts, however, the coach projects positivity about what is ahead.

"Listen, we felt he was the best corner in that draft," Reid said. "Is he learning every week? Did he have a couple plays there that [he'd] like to have back? Yeah. But the one thing he does, he's got a short memory, which you've got to have at that position, and he's going to keep bringing it at you, and he's got a good attitude that goes along with that."

"He's feisty," Reid added. "Very, very competitive."

The Kansas City defense looked sharp Sunday against the hapless Detroit Lions, whom the Chiefs defeated 45-10 in London. They racked up six sacks and two picks. Detroit's only touchdown came in the fourth quarter.

Thomas was pleased at how the defensive backs performed, and he credited another unit for enabling them to do their jobs better.

"They played real well, especially going over there and working hard and kept focus," Thomas said of the pass rush. "We've always said as a defensive secondary that the pressure's the thing that makes us, and we have two excellent rushers outside, and we're getting some pressure up inside."

With the obvious benefit of great defensive players around him, including linebackers Tamba Hali and Justin Houston on that fearsome pass rush, Peters has handled the transition from college to pro quite well on the field.

Like any player and particularly any rookie, however, he still has areas in which he can improve, and he has already made some strides.

“Training his eyes is probably the best improvement I’ve seen him make,” Thomas said. “Got to get him to catch the flash a little bit better, but other than that he’s doing well.”

Thomas said Peters needs to work on staying focused all the way through each play on his coverage.

“He’ll have a guy [covered] and then he’ll lean off trying to go somewhere else and help someone else,” Thomas said, “but as far as his movement skills, ball skills, his intelligence, it’s all there.”

*(Laurent Duvernay-Tardif)*

## **Chiefs' Duvernay-Tardif juggles med school, life in NFL**

Dave Skretta  
Associated Press  
November 13, 2015

KANSAS CITY, Mo. (AP) — The day before the Kansas City Chiefs made Laurent Duvernay-Tardif their newest member, he was cradling in the biggest hands you'll ever shake the first of tiny twins born premature.

It sure put the stress of the NFL draft into perspective.

Two years later, the medical student from Canada's prestigious McGill University is the Chiefs' starting offensive guard. His task is no longer taking care of infants delivered by C-section in the operating room, but taking care of quarterback Alex Smith inside Arrowhead Stadium.

"He's a smart guy," says Chiefs coach Andy Reid, himself a former offensive lineman. "I keep reminding his coaches that someday he might be doing surgery on you, so you better keep it right."

The sixth-round draft pick is not the first medical student to make it in the NFL, or even the first to make it out of McGill. Jean-Phillipe Darche spent nearly a decade as a long snapper, most of it with the Seattle Seahawks but ultimately ending his career in Kansas City.

The difference with Duvernay-Tardif is that, rather than put medical school on hold until his playing career is over, he keeps plowing along. He spent this past offseason putting in residency hours, and plans to do the same next offseason. This past week, when the rest of the Chiefs enjoyed their bye, Duvernay-Tardif was taking another exam for which he'd been studying for weeks.

This isn't simple biology, either. This is the kind of stuff that makes those often cumbersome, complicated playbooks of an NFL offense seem like reading "Goodnight Moon."

"When you have two passions, you don't count the hours, you just work as hard as you need to," Duvernay-Tardif said. "I love being in med school. I love being here playing. And the good thing now is when I am here, I can focus 100 percent on football and I don't care about med school."

"When I was back in college," he said, "I had to do both at the same time."

The level of play at Canadian colleges like McGill is roughly equivalent to a junior college in the U.S., so it's not as if Duvernay-Tardif was playing in the SEC. But that was a good thing. Medical school kept him so busy that he would usually practice just once week, learning the game plan just in time to step onto the field and bulldoze some unsuspecting defensive end.

Those games gave an old high school friend, Sasha Ghavami, enough material for a highlight film that Duvernay-Tardif sent out to NFL teams. Close to a dozen sent scouts to see him work out.

His footwork needed refinement. He needed to put on muscle. But it became evident in a hurry that Duvernay-Tardif was an athlete, and his intelligence was off the charts.

"I saw potential in him within five minutes," said Matthieu Quiviger, an assistant coach for McGill at the time. "He was the one who asks the most questions. He always wants to know. With intelligent people, you can't tell them to do something. You have to tell them why. You have to be pretty quick on your feet and justify what you want him to do."

Not surprisingly, Duvernay-Tardif has a particular interest in sports science. He is fascinated by the way the body works. It's one of the main reasons he got into medicine in the first place.

So when the topic of concussions is broached, he approaches it in an analytical way.

Yes, he has read the literature — not the stuff in the media about CTE, but the kind of stuff that is found in research papers and peer-reviewed journals. He knows that playing on the offensive line in the NFL is dangerous, and puts him at a great risk for his own concussion. But he also is wise enough to know that if he ever sustains enough of them that he'll recognize when to quit.

"I think everybody thinks about it," Duvernay-Tardif said, "but it's more a question of knowing the risk. Knowing the potential consequences. And asking yourself the question, 'Is it worth it?' I think I'm in the position where it's worth it."

He's also in a unique position to help his teammates deal with the issue.



"When they look at the metabolism of the glucose inside the brain, it's all material I can understand," he said, "and share that knowledge with guys who want to know more about it."

There's a difference between book smarts and football smarts, though. They don't always equate. But in the case of Larry, as he's known to teammates and friends, there is a correlation.

"He's so book smart yet he understands every rule," Chiefs center Mitch Morse said, "so book smarts almost turn into football smarts. He can understand what's happening in a second."

When you combine that intelligence with impressive size (6-foot-5, 320 pounds) and speed, you get the rare combination that makes for an imposing NFL offensive lineman.

Just as he has work left in medical school, Duvernay-Tardif is still learning the ins-and-outs of professional football. He still struggles to grasp some of the more complex protections and deal with some of the exotic blitzes that are quickly becoming in vogue in the NFL.

But considering he was cradling a premature baby in his giant paws two years ago, the fact that he's capably wrestling 300-pound defensive tackles is nothing short of extraordinary.

"I would tell you he's still learning," Reid said, "but he's making improvement every week. Sometimes he can take that step back and take a little bit of a bigger step forward. I think he's done that to this point."

*(Jeremy Maclin)*

## **Receiver Jeremy Maclin brings feisty, edgy attitude to Chiefs**

Terez Paylor  
Kansas City Star  
November 21, 2015

The moment Jeremy Maclin realized Charcandrick West just might take it to the house, he turned on the jets himself to sacrifice his body.

This was Sunday, the fourth quarter of the Chiefs' 29-13 win over Denver. The Chiefs already had a healthy 22-point lead at the time, which might have kept another wide receiver from making the choice Maclin did. But to him, it was about the principle of the thing.

Nevertheless, as West bore down on the Broncos' end zone, Maclin finally caught up with Broncos safety T.J. Ward, who was hot in pursuit of West, just inside the 5-yard line. Maclin then threw his body in front of Ward, and it was the last block West would need on an 80-yard catch-and-run touchdown that officially put the nail in the Broncos' coffin.

But Maclin would not have time to celebrate afterward; he was too busy giving Ward a piece of his mind. While both were going to the ground, Ward intentionally struck Maclin in the head, a 15-yard unsportsmanlike conduct penalty that got Ward ejected and ultimately fined \$10,000.

But before Ward could leave, he'd have to deal with Maclin, who immediately popped off the ground and got in Ward's face. Let's just say coaches and teammates were not surprised by this.

"Jeremy is a feisty guy, man — and a confident guy," Chiefs coach Andy Reid said. "That part could carry over to other people. He's going to play hard, you saw it in his blocking (Sunday). Not just the one where 43 (Ward) got ejected from the game, but on some of the other plays you saw him downfield blocking people.

"That's how he rolls, he's going to play the whole play. He played aggressive, tough, not going to back down from anybody."

Backup quarterback Chase Daniel added, "Oh yeah, he's always got an edge to him. What people don't realize is how physical a blocker he is in the run game. He likes to stick his head in there, get dirty a little bit. He doesn't like getting punked, and he felt like he got punked when T.J. did that, so it was fun to watch."

Maclin's reaction to Ward's dirty play has actually been a constant all season long. Turn on the tape of almost any game, and you can see Maclin, the Chiefs' \$55 million wide receiver, talking to an opposing defensive player at some point about something done to him — a verbal slight, a cheap shot, etc. It was all part of the Maclin package the Chiefs signed up for when they signed him to a five-year deal this offseason.

"He brings a little swag out there, and I love to see that," offensive coordinator Doug Pederson said. "He definitely brings a great quality of football skills to what we're doing offensively, and then with that, comes the rest. So it was kind of a football-first (decision to sign him), and then whatever's coming with it, we'll take it."

And while Maclin has lived up to his contract on the field, his intangibles have been a net gain, as well, as Maclin's teammates and coaches say his take-no-stuff attitude has not only helped him earn the respect of his offensive linemen, it's also rubbed off on his younger players.

"I think it's just (my) competitive nature," Maclin said. "I don't necessarily think it's a part of my game. ... I just think it's a grown-man mentality, you know? I'm not going to let anybody say anything to me crazy, you know what I mean?"

Perhaps the first sign that Maclin was a bit unlike anybody the Chiefs have had at receiver in a long time came during training camp in August. During one otherwise nondescript day, he and cornerback Marcus Cooper got into a scuffle after Cooper took Maclin to the ground while trying to defend a deep pass.

Maclin rose to his feet, took a few steps toward Cooper — his head cocked slightly — and pushed him. The two had to be separated, and the event ignited what turned out to be a spirited day of practice that featured a few other scuffles between the offense and defense.

Cooper says the two buried the incident immediately, and Maclin — who he calls the "ultimate competitor" — has his respect.

"He's everything you want in a guy," Cooper said. "He's going to come out there and he's going to try to be physical with you if that's the way to beat you. He's going to try to outsmart you ... he's trying to win every rep."

Maclin says that in general, he feels the need to stand up for himself. When someone tries to take a cheap shot, just to make it known that it won't be tolerated — not that day, not ever.

"I just think it's a mentality to let teams know that 'Hey, can't bully us — that's not what it's going to be like (today),' " Maclin said. "I think some teams, historically, come with that type of mind-set, with that type of reputation like 'Hey, we're going to try to bully you.' But it's not going to go down like that.

"If a guy pushes me, my goal is not necessarily to push him back; my goal is to say, 'Hey man, you better chill out' — it's that simple, you know what I mean? Sometimes, I think defensive backs think they're tougher because they play on defense as opposed to offense. Some guys do it, some guys don't, but like I said, it's just letting people know they're not going to do whatever they want to do (to me)."

Chiefs receiver Jason Avant, who was Maclin's teammate in Philadelphia from 2009 to 2012, says Maclin has always had a chip on his shoulder when it comes to his on-field play, which can be beneficial for a team provided you don't get penalties, which Maclin doesn't.

"This is a football game, it's a violent game — you don't want to have guys pushing you around, you don't want to acquiesce to anything in this game," Avant said. "Everything should be worked for and hard earned. So if a guy is pushing on you and stuff like that, it's a sign of disrespect. And in the game, you can't just have it."

Younger teammates say Maclin's attitude, which is also shared by Avant, emboldens them on the field.

"Oh, they never back down," rookie receiver Chris Conley said. "They're always going to take it to (people), sometimes to the point where you've got to pull them back a little bit. But that's what your teammates are there for."

Second-year receiver Albert Wilson said Maclin's physical play sets the tone for the other receivers.

"It gives you more confidence where you see he doesn't take anything and you're following behind him, so you don't take anything," Wilson said. "When you're playing with a certain attitude, the game goes better. The defense stops with the little nagging, the cheap shots. But if you just go without saying anything, they're going to keep doing it."

Aside from using his words, one of the ways Maclin, 27, likes to even the odds with defensive players is by being a selectively physical blocker. On run or pass plays where he recognizes that he has an opportunity to potentially spring a big block, he'll give good effort in trying to do so, even if it would take a cutback from several yards away to make worth it.

It's hardly something receivers get credit for, especially physically-gifted ones like Maclin who command fans' attention for their speed and ball skills.

But to him, blocking in Reid's offense — which is reliant on screens and stretching the field horizontally — is a necessity.

"You just have to be a team player," Maclin said. "I've said this all along, I've made my money. It's not about going out there and putting up 200 yards receiving every game. In crunch time, when my number is called, I'll be there ... even if you're on the back side of a run you always have to stay in tune with what's going on."

His linemen have taken notice of his effort, too. Center Mitch Morse, left guard Jeff Allen and right guard Laurent Duvernay-Tardif all mentioned that they appreciate Maclin's willingness to do the dirty work.

"That speaks volumes about how unselfish he is," Morse said.

Duvernay-Tardif even went as far to call Maclin one of the team's best open-field blockers.

"It sets the tempo and everybody kind of feeds off of it," he said.

Duvernay-Tardif was specifically referring to blocks like the one Maclin had on West's 80-yard touchdown, a display of effort that fired up Allen so much he actually mentioned it to Maclin after the game.

"I was like, 'Man, I didn't know you had that in you,' " Allen said. "He brought it out."

It should also be said that Maclin is doing the thing he was brought to Kansas City to do — catch passes. He's tied for the team lead with 45 catches, and has a team-leading 583 yards.

But Maclin knows that being a complete football player is about more than that. It's about setting a good example for his teammates, whether it's by standing up for himself on the field or by doing the dirty work as a blocker, all in the name of getting victories.

"I respect the guys who do everything," Maclin said. "It's not just about catching 15 balls for 200 and two touchdowns in a loss. You can have three (catches) or 17 (yards) like I did, hustle your butt off and come up big when your team needs it."

*(Eric Berry)*

## **With the support of Chiefs' 'family,' Eric Berry back to being himself**

Terez Paylor  
Kansas City Star  
November 25, 2015

Nearly 12 months after Eric Berry's scary Hodgkin lymphoma diagnosis, the reddish-brown hair is back on his head now, and so is the speed and playmaking ability that helped him earn three Pro Bowl berths in his first five years in the league.

Any doubt that remained about that was answered on one play he made Sunday, during the Chiefs' 33-3 win over the San Diego Chargers, when he sniffed out a quick screen, dived underneath a 330-pound offensive lineman and took out the legs of receiver Stevie Johnson to rack up an impressive solo tackle.

"That was a superior play," said Chiefs coach Andy Reid, who rarely uses such superlatives when describing anything his players do. "You just don't see that very often where he goes underneath an offensive lineman, pops up and makes a tackle on a screen — it was ninjasque."

It was the kind of play that has defensive coordinator Bob Sutton thinking that Berry, who has 41 tackles and two interceptions this season, is playing "as good as he's played" since the current staff arrived in 2013.

Sutton says Berry is playing faster than he did last year. He doesn't think Berry has lost weight, either. Instead, Sutton suspects the cancer ordeal — which Berry beat in under nine months — taught him to play looser.

"I think he's free," Sutton said. "It's really exciting to see him like that. He's playing great football right now."

Berry's recent play is a reason the Chiefs have bounced back to win their last four games and pull to 5-5 after a miserable 1-5 start. But so is their team camaraderie.

After their 33-3 win over the San Diego Chargers on Sunday, multiple Chiefs credited their locker-room character — in essence, their team unity — for keeping them from turning on one another during their 1-5 start, which certainly isn't always a given in the NFL.

Teams, of course, often talk about being a family. But with so many dollars on the line, few actually mean it.

“I think it’s a family — everybody’s close,” outside linebacker Justin Houston said earlier this season. “You can go in there and sit at any table at any time and talk to anybody at any time about anything ... I think it’s very rare. My first couple years, we didn’t have that. You couldn’t go to sit at the lunch table with anybody and have a good conversation.

“I think this is the first year I’m able to do that. I think the coaches, the GM, did a great job putting a good staff together and getting the right group of guys together.”

Reid echoed those thoughts on Monday, crediting general manager John Dorsey for putting together a group of players with “good souls.”

But some of this also falls on the players, and when it comes to leadership, few have been more influential than Houston, whose supportive acts during Berry’s cancer fight — he stayed with him intermittently and was always there for his friend — are examples of the type of tight-knit group the Chiefs have become.

“Justin’s a big part of that, you really saw him take over the leadership position last year of that defense,” Reid said. “And he and Eric are so close, not only do they live kind of close to each other, but they’re close from a player standpoint.

“And Justin comes from a family — like a huge family — so he understands family. If anybody on this team understands family, it’s him.”

It didn’t not take long for Houston and Berry to bond. When Houston arrived in Kansas City as a third-round pick in 2011 — one year after Berry arrived as a first-round pick — the two found plenty of common ground.

First, they were Georgia kids — Houston is from Statesboro while Berry is from Fairburn, which is about 3 1/2 hours away. And second, they were competitors committed to winning.



“Since I came in, he accepted me with open arms,” Houston said. “He was never hesitant about anything. I could go to him about anything, ask questions. Just being around him and being who he is, he’s a cool guy — you’d like to be around him.

The two even found common ground in shared tragedy. When Berry’s childhood home burned down in 2013, Houston could relate — the same happened to him in 2003, when he was just a ninth-grader.

“Eric did share with me that Justin’s house burned down, and they bonded off that,” said Berry’s mother, Carol.

So when Berry found out that he likely had Hodgkin lymphoma late last November, Houston was one of the first people to know, along with Berry’s family, of course.

“He called me and told me,” Houston said. “But I had a positive mind-set — I said it wasn’t what he thought it was, it would be alright, it would be cool.”

But in the meantime, Berry would need chemotherapy treatment. He opted to do it in Atlanta, so he could fight it with the support of family, and on the Monday following his last game in 2014 — the Chiefs’ 24-20 loss to the Oakland Raiders — Berry left Kansas City to return home, with Houston right there to send him off.

“Every time I think about it, when we left (that Monday), Justin was there,” Carol Berry said. “It broke my heart. It’s such a great story.”

But that was not the last the Berry family would see of Justin Houston. Since that day, Berry has thanked many people for supporting him in his recovery, but few were more supportive than Houston.

“Before that, we were tight, we were real good friends,” Berry said. “But after that, it did a lot for me because it was a rough point, a rough spot that I was in, and he was taking his off days to come down and visit me. It meant a lot and I really do appreciate it.”

In the month following Berry’s lymphoma diagnosis, the Chiefs’ organization stood behind him. BerryStrong became a hashtag, and decals were added to team apparel. A Berry sign was even hung outside the locker room.

But on the field, no player expressed more support for his teammate than Houston, who started lifting his jersey after every sack to reveal a T-shirt with Berry's number written on it, which was first written in marker and ultimately screen-printed.

It was a very visible show of support, but it didn't stop there. For most of the following month, Houston would quietly fly from Kansas City to Atlanta every Monday — the Chiefs' off day is Tuesday — to visit Berry and return before the practice week started on Wednesday.

Carol Berry remembers the first time Houston visited their home; she thought he was just coming to Georgia to see his family, first, and then drop by to see Berry. Nope.

"When Justin showed up at the door, I thought 'Oh, how sweet is that,' " she said. "I did not know he was staying with us."

But he did. When we came to visit, Houston would spend the night in a guest room and return to Kansas City the next day. Carol remembers Houston loving the cooking of Eric's father, James; Houston remembers watching television with Berry and his family.

"I was just there for support," Houston said. "Me being around him ... I never saw a point where he was down, so I couldn't tell if I was helping him or not. But I just knew me being around him, I felt like that was a good thing to do."

It was, Carol Berry said.

"They ate, James cooked, and they had a great time," said Carol Berry , who added that the value of a friendship like Houston's can't be measured. "It made Eric feel good."

Houston, however, was just one of many people to stand in Berry's corner during his recovery. Cornerback Sean Smith also visited, and Berry worked out with tight end Travis Kelce as he fought his way back.

Berry also thanked two of his longtime friends, Savion Frazier and Jason Stanley, for pushing him through his intense training as he worked his way through energy-sapping chemotherapy treatments.

And when Berry improbably returned to the team in time for training camp in July — somehow weighing a pound more than he did when he went into the grueling process — he was grateful for everyone who stood with him through tough times, including Houston.

“Houston, he was pushing me when I got back (to the team), saying ‘Come on man, let’s go, let’s go ... we talked about this on your couch back when you were taking chemo, we’re on a mission, we’ve got to get this done,’ ” Berry said.

“Just having people like that in your corner and helping you strive for greatness is good.”

By the time the regular season started in September, there was a notable change in the Chiefs’ locker room setup. Berry was back in his usual spot, surrounded by all the defensive backs, but to his left — in a locker that is typically occupied by a defensive back — was Houston.

For the first four years of Houston’s career, he’d sat across the room, directly next to his mentor, Tamba Hali. Derrick Johnson, however, wasn’t surprised by Houston’s move next to Berry.

“They’re real tight,” Johnson said, “and (Justin) wanted to move away from Tamba. Tamba’s a little messy, so that’s part of the reason, too.”

Johnson was joking, obviously, and Hali played along when asked about it later.

“I was offended,” Hali joked. “I really thought, like, I did something to Justin and, like, he didn’t want to sit next to me anymore.”

But in all seriousness, both Hali and Johnson knew what prompted the move.

“I know they’re cool, and last year, when Eric was battling cancer, it really hit Justin hard,” Hali said.

Like it did everyone, for that matter.

“Eric,” Johnson said, “means a lot to everybody.”

To Houston, Berry is somebody he always wants to be around, because the cancer ordeal proves tomorrow isn't promised to anybody. On this Thanksgiving, Berry definitely understands this more than most.

Almost one year to the day after receiving the scariest news of his life, Eric Berry is now healthy, playing the best football of his career and surrounded by a locker room that has his back and a family that loves him.

Berry is looking forward to celebrating the holiday with all of them, too. When he was a child, he used to spend the night before Thanksgiving with his grandma, helping her prepare the food. He did this until he went to college at Tennessee, but with a smile, he noted Sunday that his grandma would be coming back to Kansas City this week so they could revive the tradition.

"We're going to get down like we used to," Berry said with a grin.

And his teammates are invited, too — including Houston, of course.

"He can ask me for anything," Berry said, "and I'll be there for him."

And vice versa.

"Through tough times, you'll find out who your true friends are," Houston said. "Most guys, during tough times, they turn their back on you. I just wanted to show I was a true friend."

*(Ron Parker)*

## **Defensive back Ron Parker is Chiefs' 'ultimate team guy'**

Blair Kerkhoff  
Kansas City Star  
November 26, 2015

Last line of defenders are lumped together as defensive backs, but that generic term fails to explain the specific skill sets of the cornerbacks, safeties and nickel corners.

Ron Parker is an excellent source for this. He's played them all. "Whatever the coaches ask me to do, I try and do my best," Parker said.

That's a good thing because perhaps no player on the roster has been asked to shift more than Parker.

A year ago, Parker had 11 starts at strong safety and four at cornerback. He opened this year at safety.

But the season-ending injury to Phillip Gaines against the Green Bay Packers in the third game meant a move to the nickel corner and adjustment for Parker. "It was a big challenge, playing more nickel," Parker said. "At first I wasn't comfortable there. But it kind of played out the way it did when I moved to other positions. It's uncomfortable until I can work with it and rep in it."

Parker has started seven games at safety and three at nickel. He's second on the team in tackles with 45 after leading the team in that department last year, and he's come up big during the team's four-game winning streak that's resulted in a 5-5 record entering Sunday's home game against the Buffalo Bills.

Parker recorded two sacks against the Lions, doubling his career total, and had one of the Chiefs' five interceptions in the victory at Denver. On the season, Parker has 10 passes defended, second on the team to cornerback Marcus Peters' 14.

Beyond the stats sheet, Parker's acceptance of his changing roles and desire to pour everything into new ventures is what coach Andy Reid means when he repeats, "I like this team."

“There’s no question that no one wants to do a job they don’t feel like they’re prepared to do,” defensive coordinator Bob Sutton said. “But with Ron, it was, ‘OK, let’s go. Help me get ready.’”

“He’s the ultimate team guy.”

Prep work was the tough part. “That position is its own world,” Sutton said. “It’s not an easy job. You’re involved in a lot of things, from blitzing to cover in man and zone, and he’s done a really nice job.”

Parker’s athletic life has been defined by versatility. He played football, baseball and basketball at Beaufort High in South Carolina, and multiple positions at each sport. Parker said he was driven by curiosity. “I wanted to see what it was like playing different positions,” he said. “It’s always been my mentality.”

Parker enrolled at Independence Community College in Kansas and returned to his home state to finish school at Newberry College, where he became a three-time Division II All-America.

Parker put up big numbers in college, leading the conference in interceptions in each of his final two seasons but wasn’t invited to the NFL Combine. And he wasn’t selected in the draft.

He signed with Seattle in 2011 and appeared in five games with the Seahawks and Oakland Raiders that year. He played three games with the Carolina Panthers in 2012 before finding a home with the Chiefs in 2013.

He started to grow roots when Parker signed a five-year, \$30 million deal with the Chiefs after last season. “When I signed the deal and thought about the numbers, it felt unreal,” Parker said.

The Chiefs may have felt like they were getting a bargain, paying one player who can effectively play multiple positions. “When you’re moving around, the important thing is you have to know what’s going around you,” Parker said. “Where there’s help, what you can and can’t do. With me, it’s all about understanding the game. And then not going out there and moaning about being moved around.”

*(Mitch Morse)*

## **Rookie C Mitch Morse Has Been the Rock For an Ever-Changing Chiefs OL**

Pete Sweeney  
Chiefs.com  
November 27, 2015

The Kansas City Chiefs have played in 10 games, and throughout them, the starting offensive line combination has changed five times.

The Chiefs have had different left guards, different right guards, different left tackles and different right tackles.

But they have only had one center, a rookie, and the only player that has played in every single offensive snap in 2015.

His name is Mitch Morse.

“He’s getting better every week,” Chiefs head coach Andy Reid said of the offensive lineman on Wednesday. “He’s still got a ways to go and he’ll do that—that’s the way he’s wired. He’ll keep working. If he makes a mistake, he normally doesn’t make it twice. I think he’s becoming more confident each week.”

After an offseason departure at the center position, there was a question as to how the team was going to fill such an important role.

The answer came on night two of the NFL Draft.

General manager John Dorsey selected Morse, a Missouri Tiger, with Kansas City’s second-round pick at 49th overall.

On the telecast, NFL draft analyst Mike Mayock called Morse a future 10-year starter.

"I like the way he plays football," Dorsey said that night. "I think the coaches at Missouri have done a really nice job of developing him as he comes along. It's interesting because what they do is they play them at multiple positions during their career and that's helpful when they get to the National Football League."

Coming into the pros, Morse had college experience at right and left tackle, along with the center position. With the vacancy at center, the Chiefs announced Morse at that position on draft night.

At training camp, Morse started with the second-string team, but quickly moved up on the depth chart. By the middle of the preseason, it became clear the starting center role would be his.

10 games later and in the midst of a four-game winning streak, the Chiefs have to be happy looking back at their decision as Morse is among the top 10 of his position in the league (Pro Football Focus).

"He's come a really long way," quarterback Alex Smith said of Morse. "He's gotten a lot thrown at him. We've faced a lot of different types of fronts and different things and I think he's done such a great job learning week in and week out being able to handle all that stuff."

Off the field, Morse is mild mannered. He's easy to talk to. He can frequently be seen joking around with his teammates.

On the field, he's a force. He's athletic. When Smith drops back to pass, he gives him time. When Reid calls a screen, he zips to the outside to block. He's aided greatly in what has been a near seamless transition from Jamaal Charles to Charcandrick West.

But ask him about his personal success and he'll divert the conversation. More than simply his ability on the field, Morse has the makeup of what you want in the center of your line—he loves his team.

"I feel like we're marching along," he answered when asked about how his rookie season has gone thus far. "There have definitely been some learning experiences, but that's part of football especially as a rookie. I've been feeling like we've been doing real well and as long as we keep growing as an offensive unit, with the older guys helping us younger guys, collectively doing what we need to do, then we're going to be good."

It's no wonder why he has the whole coaching staff behind him.



"Mitch has improved every week and he's gotten a lot better," offensive coordinator Doug Pederson said. "He's seeing things a lot better. The game is slowing down for him."

When Ben Grubbs suffered a neck injury against the Pittsburgh Steelers in Week 7, the Chiefs inserted another veteran in Jeff Allen to the starting lineup, and that has seemed to only benefit the rookie.

"To have a guy like Jeff next to him – a veteran guy who's been in not only that center role but he's now playing that guard role, I think there's great communication there," Pederson added. "That's really everything with the offensive line - the communication level and having a guy like Jeff next to him has benefitted Mitch and is kind of keeping that offensive line going in the right direction."

This coming Sunday, Morse and the Chiefs face a Buffalo Bills team known for their aggressive style of defense and talented front seven.

"This week will be a big challenge for both he and I," Smith said, "more than usual because of all the different looks that defense does. We'll have to do a great job communicating up there making sure we're on the same page."

Using the last 10 games, and more specifically the last four, as evidence, that shouldn't be a problem.

"I feel like we're tough, man," Morse said. "I think these few weeks, what helped us win is we're a physical unit. We don't quit on plays and that's really helped us out, kind of set the tone for the offense and how the game's going to go."

The 2015 Chiefs offensive line: one of many changes with one powerful constant.

His name is Mitch Morse.

*(Dustin Colquitt)*

## **Chiefs' Dustin Colquitt mastered rugby kick to become elite**

Terez Paylor  
Kansas City Star  
November 28, 2015

When news spread of Dustin Colquitt's latest honor — he was named AFC special teams player of the week on Wednesday for the first time in his 11-year career — Chiefs kicker Cairo Santos was among many teammates who were not surprised in the least bit.

"We were talking about it this morning, among the players," Santos said. "I mean, that's just another day in the office for him. That's just what he does."

It probably should not come as a surprise, then, that special teams coach Dave Toub was similarly nonchalant.

"I'm not surprised at all," Toub said. "He's been very consistent this season. He's been having a great year."

This is the status the Chiefs' 33-year-old punter has reached among his teammates, and it is well deserved. Colquitt's touch on balls inside the 20, perhaps more than any other, reflects his skill, as he has finished in the top five of that category in five of the last six seasons.

Colquitt is on pace to do the same this season, too, as he is tied with St. Louis' Johnny Hekker with a league-leading 25 punts downed inside the 20-yard line, although Colquitt has done so on 13 fewer attempts.

And in the Chiefs' 33-3 win over the San Diego Chargers, he dropped four of his five punts inside the 20, a few days after Toub lavished a significant compliment on Colquitt's ability to do just that.

"I think he's the best there's ever been (at that), really," said Toub, who has been coaching NFL special teams for 15 years. "When you look at it, over the years, 40 percent of his kicks are inside the 20. It's unbelievable."

“I don’t know if there’s anybody that’s been even close to him – maybe the guy that was at the Giants for years, (Jeff) Feagles. But I don’t think there’s anybody else closer than him.”

Colquitt, it turns out, has perfected this skill with hard work and a not-so-secret weapon that San Diego Chargers punter Mike Scifres — yes, his AFC West rival — helped Colquitt hone.

“Yeah, it’s the evolution of the rugby kick down there,” Toub said. “It used to be coffin corner, (but) coffin corners no more. I mean, that was Feagles, what he used to be good at that, but now the rugby kick with the spin, when it hits, it comes back, so everybody goes with that. It’s a much more high-percentage kick — everybody has that now. You can’t be an NFL punter without having the rugby kick.”

Colquitt humbly accepts Toub’s praise about his touch inside the 20 — “I appreciate it, and it’s something we’ve worked on,” he says — but he is quick to note that he couldn’t have mastered it without the efforts of those who came before him.

“The rugby punt was introduced by (San Diego’s) Darren Bennett, and in my opinion, perfected by Mike Scifres, who we just played,” Colquitt said. “And then (Oakland’s) Shane Lechler took it over and really started being a powerhouse. I learned from them.”

When Colquitt entered the league in 2005, he did not use the rugby-style punt. But he remembers marveling at Scifres’ ability to drop punts inside the 20 using the technique — which often causes balls to bounce away from the end zone or spin dead, allowing for the coverage units to down the ball — and he started working diligently to add it to his arsenal.

But punting, like anything else, is a skill, and practice makes perfect. Colquitt says he worked on rugby punting for nearly 2 1/2 years before he introduced it in a game in 2009, all the while taking tips from Scifres on his technique before their bi-annual games against San Diego.

“During gamedays, pregame warmups, he’d actually go, ‘Yeah it’s not ready yet’ or he’d tell me what I was doing wrong, which is unbelievable for him to stand out and do that,” said Colquitt. “I’m right-handed anyway, so dropping a ball with my (left) hand, learning how to do that and learning a different drop for the rugby punt was a difficult thing, so for him to help me out like that, I really appreciate that.”

And if you’re surprised an opponent would help an opponent in this manner, don’t be. There are only 32 punters in the NFL, so they tend to stick together.

“It’s just like a golfer and stuff like that,” Colquitt said. “If you see somebody doing something, guys will come over and say, ‘Hey, you’re doing this or you’re looking up too soon or whatever it is. It’s a small league.’”

And they’re all using the rugby kick.

“I have to say 95 percent of the guys do rugby punts now, just because the percentage is so high to keep the ball in play, and touchbacks really kind of kill you,” Colquitt said. “That’s 20 yards of hidden field position that can really hurt your team.”

While a typical punt is more like a handshake — you’re holding the football like you’re shaking a hand, Colquitt said — on the rugby punt, Colquitt holds the bottom third of the football and just lets it go.

“Think of a trap door release,” Colquitt said. “You’re dropping the nose straight down so you hit the bottom third, just like a kickoff.”

It takes a while to get a feel for it — hence the reason it took him two-plus years of practice before he felt comfortable unveiling it — and it’s something that requires constant work, which Toub always ensures they get.

“That’s something that, on days where I don’t want to do it in training camp or offseason, he’s like ‘No, no, no, we’re getting at least five of these in,’ ” Colquitt said. “He says we need gunner work, but what he’s telling me is: ‘Don’t take your foot off the pedal. Let’s keep going.’ ”

But while Toub is willing — and able — to motivate players the hard way, he says he never has to do that with Colquitt, which coaches say is another thing that makes him special.

“He looks at it as an art craft, he takes pride in it,” Toub said. “He’s so disappointed when he hits a touchback. I mean, it really crushes him.”

Santos agrees.

“He gets very upset when it’s a touchback, as any punter would, just because he likes to be aggressive,” Santos said. “It’s a high-risk, high-reward. Lately, he’s been getting rewarded a lot.”

And on the rare occasions he shanks a punt, watch out. Colquitt did that on a 19-yard punt in the fourth quarter against the Vikings in mid-October, and was visibly annoyed long after the 16-10 loss.

“We were experiencing some crazy winds that game, and they were (coming) out of nowhere,” Santos said. “We’d be down the middle and then we’d just feel a gust. I remember him telling me, he was like, ‘Dude, what’s wrong with this place?’ It wasn’t windy, you’d just feel like a gust and he’s like, falling out of his stance. It was a tough place to deal with, but he bounced back.”

In a big way. In the four games since, he’s dropped 11 out of 17 punts inside the 20, while the other six have been fair caught. Only four, meanwhile, have been returned for a total of 15 yards.

Just more of the usual from one of the league’s best punters, and a man who never ceases to impress his teammates.

“I think I’m lucky to be able to watch him day in and day out in practice and in games,” Santos said. “He’s taken the inside-the-20 stat to another level. To him, it’s inside the 10, inside the 5. That’s how he is.”