



AFC WILD CARD

#OAKvsHOU



Houston Texans (9-7) vs. Oakland Raiders (12-4)

Saturday, Jan. 7, 2017 • 3:35 p.m. CT • NRG Stadium (71,795) • Houston, Texas



ON
AIR



ESPN/ABC
(KTRK, Ch. 13)

Sean McDonough Play-By-Play
Jon Gruden Color Analyst
Lisa Salters/Adam Scheffer Sideline



Westwood One Sports
National Radio

Ian Eagle Play-By-Play
Trent Green Color Analyst
Laura Okmin Sideline



TEXANS RADIO
SportsRadio610
(610 AM, 100.3 FM)

Marc Vandermeer Play-By-Play
Andre Ware Color Analyst
John Harris Sideline



ESPN Deportes Houston
(1180 AM)

Enrique Vasquez Play-By-Play
Gustavo Rangel Color Analyst
Pedro Vela Sideline

TEXANS HOST RAIDERS IN AFC WILD CARD GAME

The Houston Texans (9-7) will open the postseason with a home game against the Oakland Raiders (12-4) in the AFC Wild Card round. Kickoff is scheduled for 3:35 p.m. CT on Saturday at NRG Stadium.



PLAYOFF GAME PRESENTED BY
#TexansPlayoffs

Houston closed the 2016 regular season with a 9-7 overall record, giving the team a winning record in three consecutive years for the first time in franchise history. The Texans also won their second straight AFC South Division title and fourth in the last six seasons, which is the fourth-most in the NFL over that span.

Houston finished the 2016 campaign with the No. 1 overall defense for the first time in team history, after allowing only 301.3 net yards per game. The Texans gave up 201.6 net passing yards per contest, which ranked second in the league.

S Quintin Demps led all NFL safeties and tied for second in the NFL with six interceptions after recording a pick in each of the last four games of the season. OLB Whitney Mercilus led the team in sacks with 7.5 and tied for the NFL lead with a career-high four fumble recoveries. DE Jadeveon Clowney earned Pro Bowl honors after posting career highs in nearly every category, including sacks (6.0) and tackles for loss (16).

On offense, RB Lamar Miller posted the second 1,000-yard rushing season of his career and his third straight season with over 1,200 scrimmage yards. WR DeAndre Hopkins led the team in receiving and passed Andre Johnson for the most receptions (317), receiving yards (4,487) and receiving touchdowns (23) in the first four years of a player's career in Texans history.

The Raiders are making their first postseason appearance since 2002 after winning 12 games this year, their third-highest single-season total in team history. Oakland is averaging 373.3 net yards of offense and 26.0 points per game, which rank sixth and seventh in the NFL, respectively.

FOR TEXANS NEWS...

TEXANS MEDIA SITE

Credentials
Transcripts
Press Releases
Texans Archives

<http://media.houstontexans.com>

TEXANS ONLINE MEDIA GUIDE

2016 Media Guide
Weekly Game Releases

Texans.1stroundmediagroup.com

2016 HOUSTON TEXANS SCHEDULE

PRESEASON (4-0)

Day	Date	Opponent	TV	Result
Sun.	Aug. 14	at San Francisco 49ers	KTRK	W, 24-13
Sat.	Aug. 20	NEW ORLEANS SAINTS	KTRK	W, 16-9
Sun.	Aug. 28	ARIZONA CARDINALS	FOX#	W, 34-24
Thurs.	Sept. 1	at Dallas Cowboys	KTRK	W, 28-17

REGULAR SEASON (9-7)

Day	Date	Opponent	TV	Result
Sun.	Sept. 11	CHICAGO BEARS	FOX	W, 23-14
Sun.	Sept. 18	KANSAS CITY CHIEFS	CBS	W, 19-12
Thurs.	Sept. 22	at New England Patriots	CBS/NFLN/ Twitter#	L, 27-0
Sun.	Oct. 2	TENNESSEE TITANS	CBS	W, 27-20
Sun.	Oct. 9	at Minnesota Vikings	CBS	L, 31-13
Sun.	Oct. 16	INDIANAPOLIS COLTS	NBC#	W, 26-23 (OT)
Mon.	Oct. 24	at Denver Broncos	ESPN#	L, 27-9
Sun.	Oct. 30	DETROIT LIONS	FOX	W, 20-13
BYE				
Sun.	Nov. 13	at Jacksonville Jaguars	CBS	W, 24-21
Mon.	Nov. 21	at Oakland Raiders (Mexico City)	ESPN#	L, 27-20
Sun.	Nov. 27	SAN DIEGO CHARGERS	CBS	L, 21-13
Sun.	Dec. 4	at Green Bay Packers	CBS	L, 21-13
Sun.	Dec. 11	at Indianapolis Colts	CBS	W, 22-17
Sun.	Dec. 18	JACKSONVILLE JAGUARS	CBS	W, 21-20
Sat.	Dec. 24	CINCINNATI BENGALS	NFLN#	W, 12-10
Sun.	Jan. 1	at Tennessee Titans	CBS	L, 24-17

POSTSEASON (0-0)

Day	Date	Opponent	TV	Time
Sat.	Jan. 7	OAKLAND RAIDERS	ESPN/ABC	3:35 p.m.
Sat.-Sun.	Jan. 14-15	AFC and NFC Divisional Playoffs		
Sun.	Jan. 22	AFC and NFC Championship Games		
Sun.	Jan. 29	NFL Pro Bowl, Camping World Stadium, Orlando, Fla.		
Sun.	Feb. 5	Super Bowl LI, NRG Stadium, Houston, Texas (FOX)		

All kickoff times CT; # - Televised Nationally; Home Games in **BOLD**

All games are broadcast live on Texans Radio on 610 AM, 100.3 The Bull and in Spanish on ESPN Deportes 1180 AM

TABLE OF CONTENTS

Game Information / 2016 Texans Schedule	1
Weekly Schedule / Media Information	2
2016 Regular Season Statistics	3-4
What to Look For This Week	5
Texans Postseason Notes	6-7
Texans Notes	8-11
From the Head Coach	12-13
The Head Coaches	14
Matchup Information	15-16
Player & Coach Connections	17
The Last Time They Met	18
Player Quick Notes	19-22
Team Notes	22
Defensive Player Notes	23
DeAndre Hopkins Notes	24-25
Shane Lechler Notes	26-27
2016-17 NFL Important Dates	27
Media Information	28-29
Texans TV & Radio Lineup / Affiliates	30-32
2016 NFL Standings / Weekly Results	33
2016 Texans Transactions	34-35
Texans Alpha/Numeric Rosters	36-37
Regular Season Participation	38
Starters / Inactives / Captains	39
Roster by Position	40
How the Texans were Built	41
Depth Chart	42
Miscellaneous Stats	44-56
Game Summaries	58-103
Last Week's Gamebook	104-121
Last Week's Flip Card	122-123
Texans Player Bios	125-244
Texans Records	246-289

WEEKLY MEDIA SCHEDULE - JAN. 3-7

TUESDAY, JAN. 3

10:45 a.m. Open locker room
 10:45 a.m. Texans players available in media workroom:
 DE **Jadeveon Clowney** and RB **Lamar Miller**
 11:30 a.m. Head Coach **Bill O'Brien** available in media workroom

WEDNESDAY, JAN. 4

12:30 p.m. Raiders Head Coach **Jack Del Rio** Conference Call
 12:40 p.m. Shooting portion of practice begins
 1:45 p.m. Raiders DE **Khalil Mack** Conference Call
 2 p.m. Head Coach **Bill O'Brien** and Offensive Coordinator
George Godsey available in media workroom
 2:15 p.m. Open locker room
 2:15 p.m. Texans players available in media workroom: T
Duane Brown, ILB **Brian Cushing**, WR **DeAndre Hopkins**, CB **Johnathan Joseph** and QB

THURSDAY, JAN. 5

12:10 p.m. Shooting portion of practice begins
 1:30 p.m. Head Coach **Bill O'Brien** and Defensive Coordinator
Romeo Crennel available in media workroom
 1:45 p.m. Open locker room

FRIDAY, JAN. 6

No Availability

SATURDAY, JAN. 7

3:35 p.m. Kickoff vs. Oakland Raiders (NRG Stadium)

All times CT

NFL POSTSEASON SCHEDULE

NFL WILD CARD PLAYOFFS

Saturday, January 7

AFC: 3:35 p.m. (CT) Oakland at Houston
 (ESPN, with simulcast on ABC)

NFC: 7:15 p.m. (CT) Detroit at Seattle (NBC)

Sunday, January 8

AFC: 12:05 p.m. (CT) Miami at Pittsburgh (CBS)

NFC: 3:40 p.m. (CT) N.Y. Giants at Green Bay (FOX)

NFL DIVISIONAL PLAYOFFS

Saturday, January 14

NFC: 3:35 p.m. (CT) TBD at Atlanta (FOX)

AFC: 7:15 p.m. (CT) TBD at New England (CBS)

Sunday, January 15

AFC: 12:05 p.m. (CT) TBD at Kansas City (NBC)

NFC: 3:40 p.m. (CT) TBD at Dallas (FOX)

In the Divisional Playoffs, the division champion with the best record in each conference will host the lowest seeded Wild Card survivor. Once teams are seeded for the playoffs, positions do not change.

NFL PLAYOFF SEEDS

AFC

1. New England (14-2, AFC East champ)
2. Kansas City (12-4, AFC West champ)
3. Pittsburgh (11-5, AFC North champ)
4. Houston (9-7, AFC South champ)
5. Oakland (12-4)
6. Miami (10-6)

NFC

1. Dallas (13-3, NFC East champ)
2. Atlanta (11-5, NFC South champ)
3. Seattle (10-5-1, NFC West champ)
4. Green Bay (10-6, NFC North champ)
5. N.Y. Giants (11-5)
6. Detroit (9-7)

The NFC (FOX, 2:05 p.m. CT) and AFC (CBS, 5:40 p.m. CT) Championship Games will be played on Sunday, January 22.

The 2016 Pro Bowl (ESPN, 7 p.m. CT) will be played on Sunday, January 29 at Camping World Stadium in Orlando, Fla. and Super Bowl LI on Sunday, February 5 (FOX, 5:30 p.m. CT), at NRG Stadium in Houston, Texas.



2016 REGULAR SEASON STATS

WON 9, LOST 7

Date	W/L	Score	Opponent	Attendance
9/11/2016	W	23-14	Chicago Bears	71,933
9/18/2016	W	19-12	Kansas City Chiefs	71,890
9/22/2016	L	27-0	at New England Patriots	66,829
10/2/2016	W	27-20	Tennessee Titans	71,815
10/9/2016	L	31-13	at Minnesota Vikings	66,683
10/16/2016	W	26-23 (OT)	Indianapolis Colts	71,891
10/24/2016	L	27-9	at Denver Broncos	76,865
10/30/2016	W	20-13	Detroit Lions	71,882
11/13/2016	W	24-21	at Jacksonville Jaguars	62,091
11/21/2016	L	27-20	at Oakland Raiders (Mexico City)	76,473
11/27/2016	L	21-13	San Diego Chargers	71,897
12/4/2016	L	21-13	at Green Bay Packers	77,867
12/11/2016	W	22-17	at Indianapolis Colts	65,250
12/18/2016	W	21-20	Jacksonville Jaguars	71,803
12/24/2016	W	12-10	Cincinnati Bengals	71,836
1/1/2017	L	24-17	at Tennessee Titans	65,205

TEXANS STATISTICS

	TEXANS	Opponents
Total First Downs	305	272
Rushing	102	87
Passing	173	157
Penalty	30	28
3rd Down: Made/Att	87/233	82/213
3rd Down Pct.	37.3%	38.5%
4th Down: Made/Att	9/23	3/13
4th Down Pct.	39.1%	23.1%
Possession Avg.	31:20	28:40
Total Net Yards	5035	4821
Avg. Per Game	314.7	301.3
Total Plays	1071	950
Avg. Per Play	4.7	5.1
Net Yards Rushing	1859	1595
Avg. Per Game	116.2	99.7
Total Rushes	456	397
Net Yards Passing	3176	3226
Avg. Per Game	198.5	201.6
Sacked/Yards Lost	32/242	31/198
Gross Yards	3418	3424
Attempts/Completions	583/347	522/319
Completion Pct.	59.5%	61.1%
Had Intercepted	16	11
Punts/Average	72/47.5	84/46.0
Net Punting Avg.	40.1	39.7
Penalties/Yards	87/868	114/950
Fumbles/Ball Lost	20/8	15/6
Touchdowns	25	36
Rushing	8	13
Passing	15	20
Returns	2	3

SCORE BY PERIODS

	1	2	3	4	OT	Total
TEXANS	47	74	65	90	3	279
Opponents	54	118	44	112	0	328

SCORING

	TD	Ru	Pa	Rt	PAT	FG	2PT	TP
N.Novak	0	0	0	0	22/25	35/41	0	127
L.Miller	6	5	1	0	0/0	0/0	0	36
D.Hopkins	4	0	4	0	0/0	0/0	0	24
C.Fiedorowicz	4	0	4	0	0/0	0/0	0	24
W.Fuller	3	0	2	1	0/0	0/0	0	18
B.Osweiler	2	2	0	0	0/0	0/0	0	12
R.Griffin	2	0	2	0	0/0	0/0	0	12
K.Jackson	1	0	0	1	0/0	0/0	0	6
S.Anderson	1	0	1	0	0/0	0/0	0	6
B.Miller	1	0	1	0	0/0	0/0	0	6
A.Blue	1	1	0	0	0/0	0/0	0	6
TEXANS	25	8	15	2	22/25	35/41	0	279
Opponents	36	13	20	3	35/35	25/29	1	328

2-Pt. Conversions: TEXANS: 0/0, Opponents: 1/1

SACKS: W.Mercilus 7.5, J.Clowney 6.0, B.McKinney 5.0, J.Simon 3.5, J. Heath 2.0, J.Watt 1.5, D.Reader 1.0, A.Hal 1.0, A.Bouye 1.0, U. Kamalu 1.0, C. Covington 1.0, A.Smith 0.5 **TEXANS:** 31.0, **Opponents:** 31.0

FUMBLES LOST: T. Ervin 2, L. Miller 1, B. Osweiler 1, R. Griffin 1, C. James 1, A. Blue 1, T. Savage 1 **TEXANS:** 8

OPP. FUMBLE RECOVERIES: W. Mercilus 4, J. Watt 1, K. Johnson 1 **TEXANS:** 6

RUSHING

	No.	Yds	Avg	Long	TD
L.Miller	268	1073	4.0	45	5
A.Blue	100	420	4.2	25	1
B.Osweiler	30	131	4.4	21	2
A.Hunt	20	109	5.5	19	0
J.Grimes	23	105	4.6	14	0
T.Savage	6	12	2.0	11	0
J.Prosch	4	9	2.3	5	0
T.Ervin	1	3	3.0	3	0
B.Miller	3	0	0.0	1	0
W.Fuller	1	-3	-3.0	-3	0
TEXANS	456	1859	4.1	45	8
Opponents	397	1595	4.0	41t	13

RECEIVING

	No.	Yds	Avg	Long	TD
D.Hopkins	78	954	12.2	51	4
C.Fiedorowicz	54	559	10.4	26t	4
R.Griffin	50	442	8.8	45	2
W.Fuller	47	635	13.5	53	2
L.Miller	31	188	6.1	16	1
B.Miller	15	99	6.6	12t	1
J.Strong	14	131	9.4	36	0
J.Grimes	13	94	7.2	15	0
A.Blue	12	40	3.3	12	0
S.Anderson	11	93	8.5	14	1
K.Mumphery	10	69	6.9	11	0
W.Williams	4	75	18.8	32	0
A.Hunt	3	29	9.7	24	0
T.Ervin	3	18	6.0	9	0
J.Prosch	1	6	6.0	6	0
B.Osweiler	1	-14	-14.0	-6	0
TEXANS	347	3418	9.9	53	15
Opponents	319	3424	10.7	86t	20

INTERCEPTIONS

	No.	Yds	Avg	Long	TD
Q.Demps	6	54	9.0	19	0
A.Hal	2	36	18.0	24	0
K.Jackson	1	42	42.0	42t	1
A.Bouye	1	0	0.0	0	0
R.Nelson	1	0	0.0	0	0
TEXANS	11	132	12.0	42t	1
Opponents	16	165	10.3	35	0

PUNTING

	No.	Yds	Avg	Net	TB	In	Lg	B
S.Lechler	72	3423	47.5	40.1	3	30	62	0
TEXANS	72	3423	47.5	40.1	3	30	62	0
Opponents	84	3861	46.0	39.7	5	34	71	0

PUNT RETURNS

	Ret	FC	Yds	Avg	Long	TD
T.Ervin	27	23	261	9.7	57	0
W.Fuller	11	6	165	15.0	67t	1
B.Miller	1	0	1	1.0	1	0
TEXANS	39	29	427	10.9	67t	1
Opponents	48	13	477	9.9	79t	1

KICKOFF RETURNS

	No.	Yds	Avg	Long	TD
T.Ervin	14	263	18.8	33	0
A.Hunt	9	194	21.6	39	0
B.Miller	3	41	13.7	17	0
W.Fuller	2	31	15.5	19	0
C.James	1	18	18.0	18	0
J.Prosch	1	10	10.0	10	0
TEXANS	30	557	18.6	39	0
Opponents	48	1135	23.6	100t	1

FIELD GOALS

	1-19	20-29	30-39	40-49	50+
N.Novak	1/1	12/12	11/11	8/11	3/6
TEXANS	1/1	12/12	11/11	8/11	3/6
Opponents	2/2	6/6	8/8	6/8	3/5

TEXANS: (28G, 28G, 38G) (32G, 24G, 57SH, 31G, 43G) () (53G, 48WR, 45G) (51WR, 38G, 30G) (27G, 33G) (43G, 43G, 29G) (33G, 36G) (49WL, 50WR, 51G) (32G, 28G) (19G, 45G) () (21G, 52G, 24G, 41G, 34G) (39G, 45G, 43G, 27G) (25G, 22G) (45RU, 26G)

Opponents: () (53G, 43G, 35G, 30G) (24G, 25G) (48G, 26G) (19G) (41G, 37G, 36G) (22G, 32G) (49RU, 47G, 34G) (54G, 44G) (19G, 20G) (54WL) () (32G, 55SH) (26G, 50G) (43G, 43WR) (35G)

PASSING	Att	Comp	Yds	Cmp%	Yds/Att	TD	TD%	Int	Int%	Long	Sack/Lost	Rating
B.Osweiler	510	301	2957	59.0%	5.8	15	2.9%	16	3.1%	53	27/206	72.2
T.Savage	73	46	461	63.0%	6.3	0	0.0%	0	0.0%	32	5/36	80.9
TEXANS	583	347	3418	59.5%	5.9	15	2.6%	16	2.7%	53	32/242	73.3
Opponents	522	319	3424	61.1%	6.6	20	3.8%	11	2.1%	86t	31/198	84.3

2016 DEFENSIVE STATS

DEFENSIVE STATISTICS

PLAYER	Solo	Asst	Total	Sk	Sk Yds	TFL	QBH	Int	PD	FF	FR
Benardrick McKinney	79	50	129	5.0	31.0	8	11	0	2	1	0
Brian Cushing	38	27	65	0.0	0.0	2	2	0	1	0	0
Kareem Jackson	51	11	62	0.0	0.0	3	0	1	4	0	0
A.J. Bouye	48	14	62	1.0	6.0	2	1	1	16	0	0
Quintin Demps	38	17	55	0.0	0.0	1	1	6	9	1	0
Whitney Mercilus	36	17	53	7.5	56.5	13	22	0	1	1	4
Jadeveon Clowney	40	12	52	6.0	45.0	16	17	0	2	1	0
John Simon	32	19	51	3.5	19.0	4	10	0	2	1	0
Andre Hal	31	15	46	1.0	7.0	2	1	2	7	0	0
Johnathan Joseph	38	7	45	0.0	0.0	0	0	0	9	1	0
Christian Covington	16	10	26	1.0	2.0	2	2	0	1	0	0
Corey Moore	18	5	23	0.0	0.0	0	0	0	3	0	0
D.J. Reader	7	15	22	1.0	8.0	2	2	0	1	0	0
Kevin Johnson	18	3	21	0.0	0.0	1	0	0	3	0	1
Vince Wilfork	9	12	21	0.0	0.0	2	3	0	1	0	0
Max Bullough	14	5	19	0.0	0.0	2	0	0	0	0	0
Eddie Pleasant	14	3	17	0.0	0.0	1	1	0	5	0	0
Charles James	10	2	12	0.0	0.0	0	0	0	1	0	0
Brennan Scarlett	3	7	10	0.0	0.0	1	0	0	0	0	0
Robert Nelson	8	1	9	0.0	0.0	0	0	1	2	0	0
Denzel Rice	6	3	9	0.0	0.0	0	0	0	0	0	0
Joel Heath	5	3	8	2.0	11.0	2	4	0	0	0	0
J.J. Watt	1	7	8	1.5	5.0	1	5	0	0	0	1
Ufomba Kamalu	3	2	5	1.0	4.0	2	1	0	0	0	0
Antonio Smith	3	1	4	0.5	3.5	0	6	0	0	0	0
Akeem Dent	3	1	4	0.0	0.0	0	0	0	0	0	0
Brandon Dunn	3	0	3	0.0	0.0	0	0	0	0	0	0
Devon Still	2	1	3	0.0	0.0	0	0	0	0	0	0
K.J. Dillon	1	1	2	0.0	0.0	0	0	0	0	0	0
Brian Peters	1	0	1	0.0	0.0	1	0	0	0	0	0
TEXANS	576	271	847	31.0	198.0	68	89	11	70	6	6
Opponents	642	333	975	31.0	242.0	61	99	16	87	12	5

MISCELLANEOUS TACKLES: D. Hopkins 6, W. Fuller 4, L. Miller 2, R. Griffin 2, S. Anderson 2, O. Aboushi 1, J. Grimes 1, X. Su'a-Filo 1 **TEXANS: 19, Opponents: 16**

MISCELLANEOUS FUMBLE RECOVERIES: L. Miller 2, B. Osweiler 2, A. Hunt 1, C. Clark 1 **TEXANS: 7, Opponents: 7**

SPECIAL TEAMS STATISTICS

PLAYER	Solo	Asst	Total	FF	FR	Blocked FG	Blocked PAT	Blocked Punt
Robert Nelson	9	2	11	0	1	0	0	0
Don Jones	9	2	11	0	0	0	0	0
Brian Peters	6	4	10	0	0	0	0	0
Corey Moore	7	2	9	0	0	0	0	0
Akeem Dent	6	1	7	0	0	0	0	0
Jonathan Grimes	6	1	7	1	0	0	0	0
Akeem Hunt	5	2	7	0	0	0	0	0
Max Bullough	5	1	6	0	0	0	0	0
Charles James	6	0	6	0	0	0	0	0
Alfred Blue	6	0	6	0	0	0	0	0
Kevin Johnson	4	0	4	0	0	0	0	0
Jay Prosch	3	1	4	0	0	0	0	0
Tyler Ervin	3	1	4	0	0	0	0	0
Eddie Pleasant	2	1	3	0	0	0	0	0
Brennan Scarlett	3	0	3	0	0	0	0	0
K.J. Dillon	3	0	3	0	0	0	0	0
Andre Hal	1	1	2	0	0	0	0	0
Jonathan Weeks	2	0	2	0	0	0	0	0
Keith Mumphery	1	1	2	0	0	0	0	0
Shane Lechler	1	1	2	0	0	0	0	0
A.J. Bouye	0	1	1	0	0	0	0	0
Stephen Anderson	1	0	1	0	0	0	0	0
Nick Novak	1	0	1	0	0	0	0	0
Wendall Williams	0	0	0	0	1	0	0	0
TEXANS	90	22	112	1	2	0	0	0
Opponents	58	22	80	3	5	1	0	0

INDIVIDUAL LEADERS

SACKS

Player	Sacks	Yards
Whitney Mercilus	7.5	56.5
Jadeveon Clowney	6.0	45.0
Benardrick McKinney	5.0	31.0
John Simon	3.5	19.0
Joel Heath	2.0	11.0
J.J. Watt	1.5	5.0
Christian Covington	1.0	2.0
Andre Hal	1.0	7.0
A.J. Bouye	1.0	6.0
Ufomba Kamalu	1.0	4.0
D.J. Reader	1.0	8.0
Antonio Smith	0.5	3.5
Totals	31.0	198.0

INTERCEPTIONS

Player	Int	Yards	Long
Quintin Demps	6	54	19
Andre Hal	2	36	24
Kareem Jackson	1	42	42t
A.J. Bouye	1	0	0
Robert Nelson	1	0	0
Totals	11	132	42t

DEFENSIVE FUMBLES FORCED & RECOVERED

Player	FF	FR
Whitney Mercilus	1	4
John Simon	1	0
Quintin Demps	1	0
Benardrick McKinney	1	0
Johnathan Joseph	1	0
Jadeveon Clowney	1	0
J.J. Watt	0	1
Kevin Johnson	0	1
Totals	6	6

QUARTERBACK HITS

Player	QBH
Whitney Mercilus	22
Jadeveon Clowney	17
Benardrick McKinney	11
John Simon	10
Antonio Smith	6
J.J. Watt	5
Joel Heath	4
Vince Wilfork	3
Christian Covington	2
Brian Cushing	2
D.J. Reader	2
Five players	1
Totals	89

PASSES DEFENSED

Player	PD
A.J. Bouye	16
Johnathan Joseph	9
Quintin Demps	9
Andre Hal	7
Eddie Pleasant	5
Kareem Jackson	4
Kevin Johnson	3
Corey Moore	3
Jadeveon Clowney	2
John Simon	2
Benardrick McKinney	2
Robert Nelson	2
Six players	1
Totals	70

TACKLES FOR LOSS

Player	TFL
Jadeveon Clowney	16
Whitney Mercilus	13
Benardrick McKinney	8
John Simon	4
Kareem Jackson	3
Nine players	2
Six players	1
Totals	68

WHAT TO LOOK FOR THIS WEEK

TEAM

A WIN AGAINST OAKLAND WOULD...

- Improve Houston's all-time postseason record to 3-3 and give the team its first playoff win since 2012
- Improve the Texans' postseason record at home to 3-1
- Improve Head Coach **Bill O'Brien's** postseason record to 1-1

INDIVIDUAL

RB ALFRED BLUE

- Needs one rushing yard to reach 100 career rushing yards in the postseason
- Needs 129 scrimmage yards to pass Owen Daniels (227) for the third-most career scrimmage yards in Texans postseason history

ILB BRIAN CUSHING

- Needs one interception to tie Johnathan Joseph (2) for the most interceptions in Texans postseason history

S QUINTIN DEMPS

- Can play in his 10th career postseason game, which is the third-most of any Texans player on the team
- Can join CB **Kareem Jackson**, CB **Johnathan Joseph** and LS **Jon Weeks** as the only players to play in every postseason game in Texans history

WR WILL FULLER V

- Can become the third rookie in franchise history to record a reception in the postseason, joining DeVier Posey and Jaelen Strong

WR DeANDRE HOPKINS

- Needs nine receiving yards to pass Kevin Walter (77) for the fourth-most career receiving yards in Texans postseason history
- Needs 80 receiving yards to pass Arian Foster (148) for the third-most career receiving yards in Texans postseason history
- Needs four receptions to pass Kevin Walter (nine) for the fourth-most career receptions in Texans postseason history

CB KAREEM JACKSON

- Needs three tackles to pass Danieal Manning (23) for the third-most career tackles in Texans postseason history
- Can join S **Quintin Demps**, CB **Johnathan Joseph** and LS **Jon Weeks** as the only players to play in every postseason game in Texans history

CB JOHNATHAN JOSEPH

- Needs four tackles to pass Danieal Manning (23) for the third-most career tackles in Texans postseason history
- Can join S **Quintin Demps**, CB **Kareem Jackson** and LS **Jon Weeks** as the only players to play in every postseason game in Texans history

P SHANE LECHLER

- Needs one punt to reach 40 career punts in the postseason
- Needs 259 punting yards to reach 2,000 career punting yards in the postseason
- Needs five punts to tie and six to pass Matt Turk (10) for the most career punts in Texans postseason history

INDIVIDUAL CONT.

- Needs two punts inside the 20-yard line to tie and three to pass Donnie Jones (3) for the most career punts inside the 20 in Texans postseason history

OLB WHITNEY MERCILUS

- Needs 2.0 sacks to tie Brooks Reed and J.J. Watt (5.0) for the most sacks in Texans postseason history

LS JON WEEKS

- Can join S **Quintin Demps**, CB **Kareem Jackson** and CB **Johnathan Joseph** as the only players to play in every postseason game in Texans history

WR WENDALL WILLIAMS

- Can become the third rookie in franchise history to record a reception in the postseason, joining DeVier Posey and Jaelen Strong

2016 TEXANS HONORS

T DUANE BROWN

Houston Texans Ed Block Courage Award

DE JADEVEON CLOWNEY

NFL Pro Bowl

WR WILL FULLER V

Week 4 - AFC Special Teams Player of the Week

P SHANE LECHLER

Week 8 - AFC Special Teams Player of the Week

OLB WHITNEY MERCILUS

Week 1 - AFC Defensive Player of the Week

FOURTH IN SIX

The Texans clinched their second straight AFC South Division title with a win over the Cincinnati Bengals in Week 16. The division title marked the team's fourth in the last six years, which is the fourth-most in the NFL during that span.

MOST DIVISION TITLES SINCE 2011, NFL

Rank	Team	Division	Titles
1	New England	AFC East	6
2t	Denver	AFC West	5
2t	Green Bay	NFC North	5
4	Houston	AFC South	4
5t	Carolina	NFC South	3
5t	Seattle	NFC West	3

TEXANS POSTSEASON NOTES

TEXANS POSTSEASON EXPERIENCE - PLAYERS

The Texans enter the 2016 postseason with 33 players having a combined 115 games of playoff experience. NT **Vince Wilfork** leads the roster with 22 postseason games played, including 20 starts.

TEXANS POSTSEASON EXPERIENCE

	WC	Div.	Conf.	SB	Tot
J. Allen	2 '13, '15	1 '15			3
A. Blue	1 '15				1
A. Bouye	1 '15				1
D. Brown	2 '11-12	2 '11-12			4
M. Bullough	1 '15				1
C. Clark	2 '11, '15	4 '11-14	1 '13	1 '13	8
C. Covington	1 '15				1
B. Cushing	2 '11, '15	1 '11			3
Q. Demps	5 '08, '11-13	3 '08, '11-12	1 '08		9
A. Dent	2 '11, '15	1 '12	1 '12		4
C. Fiedorowicz	1 '15				1
R. Griffin	1 '15				1
J. Grimes	1 '15				1
A. Hal	1 '15				1
D. Hopkins	1 '15				1
A. Hunt	1 '15				1
K. Jackson	3 '11-12, '15	2 '11-12			5
J. Joseph	4 '09, '11-12	2 '11-12			6
K. Lamm	1 '15				1
S. Lechler	2 '01, '15	3 '00-02	2 '00, '02	1 '02	8
B. McKinney	1 '15				1
W. Mercilus	2 '12, '15	1 '12			3
C. Moore	1 '15				1
K. Mumphery	1 '15				1
N. Novak	2 '13, '15	1 '13			3
B. Peters	1 '15				1
E. Pleasant	2 '12, '15	1 '12			3
J. Prosch	1 '15				1
J. Simon	1 '15				1
A. Smith	3 '08, '11-12	4 '08, '11-12	2 '08, '15	2 '08, '15	11
X. Su'a-Filo	1 '15				1
J. Weeks	3 '11-12, '15	2 '11-12			5
V. Wilfork	4 '05-06, '09	8 '04-07, '10-12	6 '04, '06-07	4 '04, '07	22
	'15	'14	'11-12, '14	'11, '14	
	58	36	13	8	115

20 TEXANS TO MAKE POSTSEASON DEBUT

The following 20 Texans could potentially make their postseason debuts on Saturday against the Oakland Raiders.

Player	NFL Exp.	Player	NFL Exp.
Oday Aboushi	4	Lamar Miller.....	5
Stephen Anderson.....	R	Robert Nelson	2
Tony Bergstrom	5	Brock Osweiler	5
Jadeveon Clowney	3	D.J. Reader	R
Tyler Ervin.....	R	Denzel Rice	2
Will Fuller V	R	Tom Savage	3
Joel Heath	R	Brennan Scarlett.....	R
Don Jones	4	Josh Walker.....	2
Ufomba Kamalu.....	R	Brandon Weeden	5
Greg Mancz.....	2	Wendall Williams	R

C **Tony Bergstrom**, RB **Lamar Miller**, QB **Brock Osweiler** and QB **Brandon Weeden** (five seasons) have played the most seasons without playoff experience.

TEXANS INDIVIDUAL POSTSEASON STATS

PASSING

Player	G	A-C-I	Yds	Pct.	TD	Sk/Lst	Rtg
None							

RUSHING

Player	G	Att.	Yds	Avg.	Lg	TD
A. Blue	1	17	99	5.8	49	0
J. Grimes	1	4	15	3.8	8	0
J. Prosch	1	1	2	2.0	2	0
A. Hunt	1	1	0	0.0	0	0

RECEIVING

Player	G	Rec.	Yds	Avg.	Lg	TD
D. Hopkins	1	6	69	11.5	17	0
R. Griffin	1	3	29	9.7	15	0
J. Grimes	1	2	12	6.0	8	0
C. Fiedorowicz	1	1	1	1.0	1	0

PUNT RETURNS

Player	G	PR	FC	Yds	Avg.	Lg	TD
K. Mumphery	1	0	3	0	0.0	0	0

KICKOFF RETURNS

Player	G	KR	Yds	Avg.	Lg	TD
Q. Demps	9	14	342	24.4	46	0

KICKING

Player	G	FG	FGA	Lg	XP	XPA	KO	TB
N. Novak	3	3	4	30	5	5	10	0

PUNTING

Player	G	No.	Blk	Avg.	Lg	TB	I20	Net
S. Lechler	8	39	0	42.1	64	4	12	33.5

DEFENSE

Player	G	UA	A	Tot	Sk	Yds	INT	PD	FF	FR
V. Wilfork	22	54	30	84	3.0	14.5	0	1	0	1
B. Cushing	3	19	13	32	0.0	0.0	1	2	0	0
J. Joseph	6	20	5	25	0.0	0.0	2	7	0	0
A. Smith	11	19	3	22	4.0	25.0	0	0	1	1
K. Jackson	5	17	4	21	0.0	0.0	0	4	0	0
A. Dent	4	9	7	16	0.0	0.0	0	0	0	0
Q. Demps	9	10	5	15	0.0	0.0	0	0	0	0
W. Mercilus	3	5	4	9	3.0	17.0	0	0	0	0
B. McKinney	1	4	5	9	0.0	0.0	0	0	0	0
J. Simon	1	5	3	8	0.0	0.0	0	0	0	0
A. Hal	1	2	3	5	0.0	0.0	0	0	0	0
C. Covington	1	0	2	2	0.0	0.0	0	0	0	0
A. Bouye	1	1	0	1	0.0	0.0	0	0	0	0

TEXANS POSTSEASON NOTES

TEXANS POSTSEASON EXPERIENCE - COACHES

The Texans coaching staff has coached and/or played in 117 postseason games. Defensive Coordinator **Romeo Crennel** has coached in a total of 30 postseason games, including six Super Bowls (five wins). Special Teams Coordinator **Larry Izzo** has participated in 25 postseason games, 21 as a player and four as a coach, and has won 4-of-5 Super Bowls. Linebackers Coach **Mike Vrabel** has played in 20 playoff games, including four Super Bowls (three wins).

WILD CARD

Player	Games	Seasons
Romeo Crennel	6	1981, 84-85, 94, 10, 15
Larry Izzo	5	1999-00, 05-06, 11
Mike Devlin	4	2006, 09-10, 15
Mike Vrabel	4	2005-06, 10, 15
Bill O'Brien	2	2009, 15
George Godsey	1	2015
Brian Bell	1	2015
Jim Bernhardt	1	2015
John Butler	1	2015
Doug Colman	1	2015
Craig Fitzgerald	1	2015
Tim Kelly	1	2015
Will Lawing	1	2015
Charles London	1	2015
Anthony Midget	1	2015
Pat O'Hara	1	2015
John Perry	1	2015
Sean Ryan	1	2011
Anthony Weaver	1	2003
TOTAL	35	

DIVISIONAL

Player	Games	Years
Romeo Crennel	11	1981, 84-86, 89-90, 96, 98, 01, 03-04
Larry Izzo	9	1999-01, 03-07, 11
Mike Vrabel	7	1997, 01, 03-07
George Godsey	3	2011-13
Bill O'Brien	3	2007, 10-11
Mike Devlin	2	2009-10
Sean Ryan	1	2011
TOTAL	36	

CONFERENCE

Player	Games	Years
Romeo Crennel	7	1986, 90, 96, 98, 01, 03-04
Larry Izzo	6	2001, 03-04, 06-07, 11
Mike Vrabel	6	1997, 01, 03-04, 06-07
George Godsey	3	2011-13
Mike Devlin	2	2009-10
Bill O'Brien	2	2007, 11
Sean Ryan	1	2011
TOTAL	27	

SUPER BOWL

Player	Games	Years
Romeo Crennel	6	1986*, 90*, 96, 01*, 03*-04*
Larry Izzo	5	2001*, 03*-04*, 07, 11*
Mike Vrabel	4	01, 03-04, 07
Bill O'Brien	2	2007, 11
George Godsey	1	2011
Sean Ryan	1	2011*
TOTAL	19	

Bold denotes years as a player; * Super Bowl win

TEXANS VS. THE PLAYOFF FIELD

The Texans have played five teams that made the playoffs this season, including three teams in the AFC. Houston is 2-3 against the playoff field this season (1-2 vs. AFC teams). The Texans are a combined 29-32 all-time against the 2016 playoff field, including a 20-18 mark against AFC opponents.

Below is the Texans' all-time record in the regular season and postseason against this year's playoff teams:

AFC			
Team	Reg. Season	Postseason	Last Meeting
New England	1-6	0-1	L, 27-0 - 9/22/16
Kansas City	4-4	0-1	W, 19-12 - 9/18/16
Pittsburgh	2-3	0-0	L, 30-23 - 10/20/14
Oakland	6-4	0-0	L, 27-20 - 11/21/16
Miami	7-1	0-0	L, 44-26 - 10/25/15
Totals	20-18 (.526)	0-2 (.000)	

NFC			
Team	Reg. Season	Postseason	Last Meeting
Dallas	1-3	0-0	L, 20-17 (OT) - 10/5/14
Atlanta	2-2	0-0	L, 48-21 - 10/4/15
Seattle	1-2	0-0	L, 23-20 (OT) - 9/29/13
Green Bay	1-3	0-0	L, 21-13 - 12/4/16
N.Y. Giants	1-3	0-0	L, 30-17 - 9/21/14
Detroit	3-1	0-0	W, 20-13 - 10/30/16
Totals	9-14 (.391)	0-0 (.000)	

2017 TEXANS OPPONENTS

HOME OPPONENTS

Division	Team	2016 Record	2016 Road Record
NFC West	Arizona Cardinals	7-8-1	3-5
	San Francisco 49ers	2-14	1-7
AFC North	Cleveland Browns	1-15	0-8
	Pittsburgh Steelers*	11-5	5-3
AFC West	Kansas City Chiefs*	12-4	6-2
AFC South	Indianapolis Colts	8-8	4-4
	Jacksonville Jaguars	3-13	1-7
	Tennessee Titans	9-7	4-4

ROAD OPPONENTS

Division	Team	2016 Record	2016 Home Record
NFC West	Los Angeles Rams	4-12	1-7
	Seattle Seahawks*	10-5-1	7-1
AFC North	Baltimore Ravens	8-8	6-2
	Cincinnati Bengals	6-9-1	4-3-1
AFC East	New England Patriots*	14-2	6-2
AFC South	Indianapolis Colts	8-8	4-4
	Jacksonville Jaguars	3-13	2-6
	Tennessee Titans	9-7	5-3

* Denotes 2016 playoff team

SWARMING DEFENSE

Allowing only 301.3 total net yards and 17.0 first downs per game, Houston's defense ranked No. 1 in the NFL in both categories in 2016. The Texans gave up 201.6 net passing yards per contest, which was the second-lowest mark in the league. Below is a look at how the Texans stacked up with the rest of the NFL in other defensive categories this season:

TEXANS DEFENSE RANKS AMONG NFL & AFC, 2016

Stat	Number	NFL Rank	AFC Rank
Net Yards Allowed/Game	301.3	1	1
1st Downs Allowed/Game	17.0	1	1
Net Passing Yards Allowed/Game	201.6	2	2
4th Down Percentage Allowed	23.08	3	2
Red Zone Percentage Allowed	52.27	8t	5t
3rd Down Percentage Allowed	38.50	11	7
Points Allowed/Game	20.5	11	7

RUN STUFFERS

From Weeks 8-17, the Texans only allowed an average of 71.9 net rushing yards per game, which ranked first in the NFL. They gave up three rushing touchdowns in that span, which was also the lowest amount in the league. From Weeks 8-12, Houston held its opponent to under 100 rushing yards in four straight games, which tied for the fourth-longest streak in franchise history.

LEAST RUSHING YARDS/GAME ALLOWED, SINCE WEEK 8

Team	G	Att	Yds	Avg	Lg	TD	Att/G	Yds/G
Houston	9	183	647	3.54	33	3	20.3	71.9
Dallas	10	213	783	3.68	20	7	21.3	78.3
N.Y. Giants	9	213	762	3.58	27	5	23.7	84.7
New England	9	198	771	3.89	28	3	22.0	85.7
Tennessee	9	200	801	4.01	68t	7	22.2	89.0

LONGEST STREAKS HOLDING OPPONENTS TO UNDER 100 RUSHING YARDS, TEXANS HISTORY

Start Date	End Date	Games
12/13/2009	9/19/2010	6
10/4/2009	11/8/2009	6
12/22/2011	9/23/2012	5
10/30/2016	11/27/2016	4
Five other occasions		4

NO FLY ZONE

The Texans defense finished second in the NFL in 2016 in lowest net passing yards (201.6) allowed per game. Houston was the only team in the NFL to not allow a 300-yard passer this year.

TEXANS OPPONENT PASSING STATS, 2016

Date	Opp.	Result	Att	Comp	Pct.	Gross Net		TD	Int	Sks	Rate
						Yds	Yds				
9/11/16	Chi	W, 23-14	29	16	55.2	216	185	1	1	5	76.2
9/18/16	KC	W, 19-12	37	20	54.1	186	172	0	0	4	68.1
9/22/16	at NE	L, 27-0	19	11	57.9	103	97	0	0	1	72.9
10/2/16	Ten	W, 27-20	29	13	44.8	202	196	0	1	1	54.1
10/9/16	at Min	L, 31-13	30	22	73.3	271	255	2	0	2	123.1
10/16/16	Ind	W, 26-23 OT	32	21	65.6	252	231	1	1	3	87.0
10/24/16	at Den	L, 27-9	25	14	56.0	157	157	1	0	0	88.2
10/30/16	Det	W, 20-13	41	27	65.9	240	231	1	0	1	89.5
11/13/16	at Jax	W, 24-21	49	32	65.3	265	247	2	1	2	84.1
11/21/16	at Oak	L, 27-20	31	21	67.7	295	295	3	1	0	117.0
11/27/16	SD	L, 21-13	30	22	73.3	242	235	3	1	1	116.3
12/4/16	at GB	L, 21-13	30	20	66.7	209	200	2	0	1	108.9
12/11/16	at Ind	W, 22-17	45	24	53.3	276	265	2	2	1	68.4
12/18/16	Jax	W, 21-20	28	12	42.9	92	83	0	1	2	36.6
12/24/16	Cin	W, 12-10	41	28	68.3	268	244	1	1	3	84.2
1/1/17	at Ten	L, 24-17	26	16	61.5	150	133	1	1	4	74.2

DEFENSIVE STARTERS

The Texans boast the NFL's top-ranked defense in 2016, despite using 15 different starting lineup combinations this year, which tied for the second-most in the league. Houston utilized 20 different starters on defense, tied for the fourth-most in a season in franchise history and the most since starting 21 different players in 2008.

The Texans also had three rookie defensive linemen - NT **D.J. Reader**, DE **Joel Heath** and DE **Ufomba Kamalu** - record at least one start, which was the most in team history. Reader's seven starts were the fifth-most by a Texans rookie defensive lineman and the most since DE **J.J. Watt's** 16 in 2011. DE **Joel Heath** six starts were the most by an undrafted rookie in Texans history.

MOST PLAYERS STARTING A GAME ON DEFENSE, TEXANS HISTORY

Year	Players
2007	22
2008	21
2003	21
2016	20
2006	20
2005	20
2009-10, 2012-15	19
2004	18
2011	14
2002	13

SOUTHERN COOKIN'

Houston won 10 games in a row against AFC South opponents from Oct. 18, 2015 to Dec. 18, 2016, which was a franchise record. At the time, it also tied for the longest active divisional winning streak in the NFL (Kansas City). During that span, the Texans held opponents to just six points on three separate occasions, while scoring 20-plus points in nine of the 10 contests.

Below are Houston's longest all-time winning streaks against divisional opponents:

LONGEST WINNING STREAKS VS. AFC SOUTH OPPONENTS, TEXANS HISTORY

First Game	Last Game	Total
10/18/2015	12/18/2016	10
1/2/2011	11/27/2011	5
9/16/2012	12/16/2012	5

RIGHT PLACE, RIGHT TIME

OLB **Whitney Mercilus** recorded a career-high four defensive fumble recoveries in 2016, which tied for the most in the NFL. Dolphins LB Kiko Alonso was the only other player in the league with as many fumble recoveries this season.

MOST DEFENSIVE FUMBLE RECOVERIES IN THE NFL, 2016

Player	Team	FR
Whitney Mercilus	Houston	4
Kiko Alonso	Miami	4
Khalil Mack	Oakland	3
Calais Campbell	Arizona	3
Everson Griffen	Minnesota	3
Marcus Peters	Kansas City	3

WINNING IN THE DIVISION

The Texans recorded a 5-1 record against AFC South opponents in 2016, which tied the best single-season winning percentage against the division in team history. Houston also registered a 5-1 record against AFC South opponents in 2012 and 2015.

TEXANS BEST SINGLE-SEASON RECORDS AGAINST AFC SOUTH OPPONENTS

Rk	Year	W	L	Win %
1t	2016	5	1	.833
1t	2015	5	1	.833
1t	2012	5	1	.833
4t	2004	4	2	.667
4t	2014	4	2	.667
4t	2011	4	2	.667

B-MAC ON THE ATTACK



McKINNEY

ILB **Benardrick McKinney** led the Texans and finished 11th in the NFL (sixth in the AFC) with a single-season career-high 129 tackles. That total was the eighth-highest in a single season in Texans history.

McKinney recorded a career-high 5.0 sacks this year, making him the only player in the NFL in 2016 and the second in Texans history with at least 100 tackles and 5.0 sacks in a season (Jamie Sharper, 2002).

McKinney posted a career-high 16 tackles in Week 3 at New England (9/22), which tied for the fourth-highest single-game total in franchise history.

MOST TACKLES IN A SEASON, TEXANS HISTORY

Player	Season	Solo	Assist	Total
Jamie Sharper	2003	107	59	166
DeMeco Ryans	2006	126	30	156
Jamie Sharper	2004	98	41	139
Jay Foreman	2002	101	36	137
Jamie Sharper	2002	95	42	137
Jay Foreman	2003	101	35	136
Brian Cushing	2009	86	47	133
Benardrick McKinney	2016	79	50	129

MOST TACKLES IN THE NFL, 2016

Player	Team	Solo	Assist	Total
Bobby Wagner	Seattle	85	82	167
Zach Brown	Buffalo	97	52	149
Kwon Alexander	Tampa Bay	108	37	145
Sean Lee	Dallas	93	52	145
Christian Kirksey	Cleveland	93	50	143
Alec Ogletree	Los Angeles	98	38	136
Preston Brown	Buffalo	76	59	135
Tahir Whitehead	Detroit	99	33	132
Paul Posluszny	Jacksonville	96	36	132
Zach Orr	Baltimore	89	41	130
Benardrick McKinney	Houston	79	50	129

MOST TACKLES IN A GAME, TEXANS HISTORY

Player	Date, Opp.	Solo	Assist	Total
Brian Cushing	9/21/14 at NYG	8	9	17
Jamie Sharper	12/14/03 at TB	12	5	17
Jamie Sharper	11/9/03 at Cin	9	8	17
Benardrick McKinney	9/22/16 at NE	6	10	16
Jay Foreman	11/23/03 vs. NE	14	2	16

CLOWNEY COMIN'



CLOWNEY

DE **Jadeveon Clowney** led the team and tied for sixth in the NFL with a career-high 16 tackles for loss in 2016. He also posted single-season career highs in tackles (52), sacks (6.0), quarterback hits (17) and games played (14), while tying his personal-best in forced fumbles (one).

Clowney registered four games with multiple tackles for loss this season and two games with three-or-more tackles for loss. Only six players in the NFL (Mario Addison, Joey Bosa, Chandler Jones, Lavonte David, **Whitney Mercilus** and **Clowney**) recorded multiple games with three-or-more tackles for loss this season. Houston is the only team in the league with two of those players.

MOST TACKLES FOR LOSS IN THE NFL, 2016

Player	Team	TFLs
Joey Bosa	San Diego	17
Lavonte David	Tampa Bay	17
Aaron Donald	Los Angeles	17
Cameron Jordan	New Orleans	17
Olivier Vernon	N.Y. Giants	17
Jadeveon Clowney	Houston	16
Markus Golden	Arizona	16

NOT ON 'Q'



DEMPS

S **Quintin Demps** led all NFL safeties and tied for second overall with a career-high six interceptions in 2016. Over the last six weeks of the season, he recorded five interceptions, including one in each of the last four games, which was the most in the NFL during that span.

His streak of four games with an interception was a franchise record and the longest in the NFL in 2016. The last time an NFL player had that long of an interception streak was when Panthers S Kurt Coleman and Bengals S Reggie Nelson registered five straight games with a pick in 2015.

Demps' six interceptions in 2016 tied for the second-most in a single season in Texans history and the most since 2004. Since 2013, he has recorded 15 interceptions, which is the fifth-most in the NFL and the third-most by a safety.

MOST INTERCEPTIONS BY AN NFL SAFETY, 2016

Player	Team	INTs
Quintin Demps	Houston	6
Ha Ha Clinton-Dix	Green Bay	5
Landon Collins	N.Y. Giants	5
Reggie Nelson	Oakland	5

MOST INTERCEPTIONS IN A SEASON, TEXANS HISTORY

Player	Year	INTs
Marcus Coleman	2003	7
Quintin Demps	2016	6
Dunta Robinson	2004	6
Aaron Glenn	2002	5
Aaron Glenn	2004	5

MOST INTERCEPTIONS IN THE NFL, SINCE 2013

Player	Team(s)	INTs
Reggie Nelson	Cin-Oak	19
Richard Sherman	Seattle	18
Brent Grimes	Mia-TB	17
Glover Quin	Detroit	16
Quintin Demps	KC-NYG-Hou	15

TIGHT END DIVIDENDS

As a whole, the Texans tight end group of **C.J. Fiedorowicz**, **Ryan Griffin** and **Stephen Anderson** contributed 115 receptions for 1,094 yards and seven touchdowns in 2016, all of which were the highest totals by tight ends under Head Coach **Bill O'Brien** (2014-16).

The 115 receptions and 1,094 yards are the highest single-season combined totals by tight ends in franchise history, while the receiving touchdown mark is the fourth-most.

Fiedorowicz led the trio with career highs of 54 receptions for 559 yards and four touchdowns. Griffin also posted career highs of 50 receptions for 442 yards, while adding two touchdowns. Anderson scored one touchdown this year as well, giving the group seven on the season.

MOST COMBINED RECEPTIONS BY TIGHT ENDS, TEXANS HISTORY

Year	Receptions	Rec. Yards	Rec. TDs
2016	115	1,094	7
2013	92	1,041	9
2012	90	979	12
2011	83	1,054	10
2010	82	1,087	6

MILLER TIME



MILLER

RB **Lamar Miller** racked up 1,073 rushing yards this season, which ranked sixth in the AFC and 10th in the NFL.

His 268 carries set a single-season career-high and his 1,073 rushing yards was the second-highest mark of his career. Miller posted four 100-yard rushing games this year, which was also a career-high.

Since 2014, Miller has rushed for 3,044 yards, which is the fifth-highest total in the NFL during that span, while his 21 touchdowns are tied for the sixth-most.

MOST RUSHING YARDS IN THE NFL, SINCE 2014

Player	Teams	G	Att	Yds	Avg	Lg	TD
DeMarco Murray	Dal-Phi-Ten	47	878	3,834	4.37	75t	28
LeSean McCoy	Phi-Buf	43	749	3,481	4.65	75t	21
Le'Veon Bell	Pittsburgh	34	664	3,185	4.80	81	18
Frank Gore	SF-Ind	48	778	3,098	3.98	52t	14
Lamar Miller	Mia-Hou	46	678	3,044	4.49	97t	21

Lamar Miller posted his third straight season with over 1,200 scrimmage yards, which is tied for the third-longest active streak in the league and is the second-longest among running backs.

LONGEST ACTIVE STREAKS OF 1,200-YARD SCRIMMAGE SEASONS, NFL

Player	Team(s)	Seasons
Frank Gore	SF-Ind	11
Antonio Brown	Pittsburgh	4
Lamar Miller	Mia-Hou	3
Odell Beckham	N.Y. Giants	3
Julio Jones	Atlanta	3
Jordy Nelson	Green Bay	3

GROUND AND POUND

The Texans finished eighth in the NFL with 1,859 rushing yards in 2016. They rushed for over 100 yards as a team in 11 of their 16 games this season, which tied for the third-most in the league. From Weeks 6-14, the Texans ran for over 100 yards in eight straight games, which was the second-longest active streak in the NFL behind only the Dallas Cowboys.

MOST TEAM 100-YARD RUSHING GAMES, NFL, 2016

Team	Rush Yds	Games
Dallas	2,396	15
Tennessee	2,187	12
Houston	1,859	11
Buffalo	2,630	11
Carolina	1,814	11
N.Y. Jets	1,802	11
San Francisco	2,019	11

MOST RUSHING YARDS IN THE NFL, 2016

Team	Attempts	Rush Yds
Buffalo	492	2,630
Dallas	499	2,396
Tennessee	476	2,187
San Francisco	458	2,019
Atlanta	421	1,928
Oakland	434	1,922
New England	482	1,872
Houston	456	1,859

HOLDING ON TO HALFTIME LEADS

Under Head Coach **Bill O'Brien** (2014-16), the Texans are 18-0 when leading at halftime of a game. Houston is the only team in the NFL since 2014 that has not given up a halftime lead.

BEST WINNING PERCENTAGE WHEN LEADING AT HALFTIME, SINCE 2014

Team	Record	Win %
Houston	18-0	1.000
Green Bay	27-1	.964
New England	33-2	.943
Denver	27-2	.931
Arizona	23-2-1	.904

LAW ABIDING CITIZENS

The Texans finished the 2016 regular season with only 87 penalties accepted against them, which was the lowest total in the NFL. Houston had 107 total penalties called, which ranked third in the league.

LEAST PENALTIES CALLED ACCEPTED IN NFL, 2016

Team	Penalties Called	Penalties Accepted	Penalty Yards
Houston	107	87	868
Cincinnati	104	88	726
N.Y. Giants	105	88	857
New England	112	93	819
N.Y. Jets	111	93	837

NICK'S KICKS



NOVAK

K **Nick Novak** made a career-high 35 field goals in 2016, which is a single-season franchise record and tied for the second-most in the NFL in 2016. Novak added 22 extra points for a total of 127 points scored, which gave him his fourth 100-point season and second-highest seasonal total of his career.

Novak made 16 straight field goal attempts from Nov. 13 to Dec. 24, 2016, which tied for the second-longest streak in Texans history. His 85.4 field goal percentage in 2016 was the sixth-highest single-season percentage in franchise history.

In Week 14 at Indianapolis (12/11), Novak tied a career-high after making 5-of-5 field goals and one extra point for 16 total points scored.

MOST FIELD GOALS MADE IN THE NFL, 2016

Player	Team	FGM	FGA	FG %
Justin Tucker	Baltimore	38	39	97.4
Nick Novak	Houston	35	41	85.4
Caleb Sturgis	Philadelphia	35	41	85.4
Matt Bryant	Atlanta	34	37	91.9
Dustin Hopkins	Washington	34	42	81.0

MOST FIELD GOALS MADE IN A SEASON, TEXANS HISTORY

Player	Year	FGM
Nick Novak	2016	35
Neil Rackers	2011	32
Shayne Graham	2012	31

MOST CONSECUTIVE FIELD GOALS MADE, TEXANS HISTORY

Player	Start Date	End Date	FGM
Neil Rackers	12/13/10	10/2/11	18
Nick Novak	11/13/16	12/24/16	16
Randy Bullock	9/22/13	9/14/14	16

HIGHEST FIELD GOAL PERCENTAGE IN A SEASON, TEXANS HISTORY

Player	Year	FGM-FGA	FG%
Neil Rackers	2010	27-30	90.0
Kris Brown	2008	29-33	87.9
Kris Brown	2007	25-29	86.2
Randy Bullock	2014	30-35	85.7
Nick Novak	2015	18-21	85.7
Nick Novak	2016	35-41	85.4

MOST POINTS SCORED IN A SEASON, TEXANS HISTORY

Player	Year	FGM
Shayne Graham	2012	138
Neil Rackers	2011	135
Randy Bullock	2014	130
Nick Novak	2016	127

HOME SWEET HOME

The Texans finished the season 7-1 at home for the first time in franchise history and won six regular season games in a row at NRG Stadium from Week 17 of the 2015 season to Week 8 of this season prior to losing to the San Diego Chargers in Week 12, which was also a franchise record.

BEST SINGLE-SEASON HOME RECORDS, TEXANS HISTORY

Year	Record	Win %
2016	7-1	.875
2012	6-2	.750
2008	6-2	.750
2007	6-2	.750

LONGEST HOME WINNING STREAKS, TEXANS HISTORY

Start Date	End Date	Games
1/3/2016	10/30/2016	6
10/21/2012	12/16/2012	4
11/18/2007	12/30/2007	4

FULLER HOUSE



FULLER

WR **Will Fuller V** recorded 47 receptions for 635 yards and two touchdowns in 2016. He also notched a 67-yard punt return for a touchdown.

Fuller became the first rookie in NFL history with 300 receiving yards and a punt return touchdown in his team's first four games of a season. Former 49ers RB Hugh McElhenny is the only other rookie to produce over 300 scrimmage yards and a punt return touchdown in as many games to start a season, when he did so over 60 years ago in 1952.

In the season-opening victory over Chicago, Fuller caught five passes for a team-leading 107 yards and a touchdown. He became the first rookie first-round pick to post a 100-yard receiving game in a season opener since Louis Lipps in 1984 with Pittsburgh. He also became the first Texans rookie with a 100-yard receiving game and a touchdown in a season opener.

Fuller followed his Week 1 output with four receptions for 104 yards in Week 2 against Kansas City (9/18), making him the third player in NFL history with back-to-back 100-yard receiving performances to open his career, joining Don Looney (1940) and DeSean Jackson (2008). He is the first player in NFL history to gain at least 200 receiving yards over his first two games while winning both. He is also the first rookie drafted in the first round with back-to-back 100-yard games in his first two games.

In Week 4 against Tennessee (10/2), Fuller paced the team with seven receptions for 81 yards and a touchdown, while also returning a punt 67 yards for a score, becoming the first player in Texans history with a receiving and punt return touchdown in a single game.

MOST RECEIVING YARDS BY AN NFL ROOKIE, 2016

Player	Team	Rec.	Rec. Yards	Rec. TDs
Michael Thomas	New Orleans	92	1,137	9
Sterling Shepard	N.Y. Giants	65	683	8
Will Fuller V	Houston	47	635	2
Tyler Boyd	Cincinnati	54	603	1
Tyreek Hill	Kansas City	61	593	6

MOST RECEIVING YARDS BY A ROOKIE, TEXANS HISTORY

Player	Year	Rec.	Rec. Yards	Rec. TDs
Andre Johnson	2003	66	976	4
DeAndre Hopkins	2013	52	802	2
Will Fuller V	2016	47	635	2
Jabar Gaffney	2002	41	483	1

HEAD COACH BILL O'BRIEN MONDAY PRESS CONFERENCE - JAN. 2

A report yesterday said that if you lose this playoff game, then you and the Texans could have a mutual parting. What do you think about that?

"I mean, I don't think about that. I just think about this team and concentrating on the Oakland game and how far we've come. I don't know - again, I don't address those things. I just talk about where we're at right now. I mean, I don't even know if that's even worthy of an answer."

Where are you today with the quarterback situation compared to yesterday?

"We gave the players a day off today so I haven't even seen the quarterbacks today so I'll have more on that for you tomorrow."

When it comes to choosing a starter for this week, is it mostly based on QB Tom Savage's health and if he can pass the protocol?

"I think there's a lot of different factors. Obviously, health is part of it, no question about it, but there's a lot of different factors. We moved the ball well, Brock did a nice job when he was in there. There's a lot of different factors that go into it."

DE Jadeveon Clowney told us last week about how much he wanted to play in the playoff game last year and how disappointed he was. Now he's getting to play in his first playoff game so what do you want to see from him?

"To do what he's been doing all year. He's played well all year for us. He's been disruptive in the running game, he's been disruptive in the passing game. He's played very hard for us, he's done a lot of different things for us along the front. So to do what he's done all year would be really good."

Does it make your preparations more difficult with the Raiders quarterback situation being in question?

"No."

Can you talk about some of the challenges the Raiders present?

"Offensively, they have a very big offensive line. They line up and they run the football. They have different types of schemes that they run, a big back in (Latavius) Murray. Receivers are very, very good. Very good. You've got (Michael) Crabtree and Amari Cooper obviously. They've got athletic tight ends. It's a big challenge for us defensively. They do a lot of different things offensively and they're a very physical team on offense and on defense. Defensively, a lot of man coverage, a lot of match coverage, pressure, a lot of very fast and athletic guys on defense, so that's something that's going to be very difficult to obviously simulate in practice. Special teams, good returners, lot of speed, so very athletic special teams units. It's going to be a big challenge for us, we're going to have to have a great week of practice and be ready to go on Saturday afternoon."

Can you talk about Raiders QB Connor Cook? Did you meet him during the NFL Combine?

"Good player, tall, good arm strength, smart, won a lot of games in college so he's a winner. I think we interviewed him at the Combine, very bright kid, so obviously just from watching him the other day there, he can run a pro offense. I think he's very capable of doing that. Obviously I know Matt McGloin, and he's very capable of doing that too. Like I said, it's going to be a very, very challenging game."

Why do you think that QB Brock Osweiler and QB Tom Savage had success this season when you've run the no-huddle offense?

"You know, I don't know. I think it gets us into a better tempo. I think we're all big believers in no-huddle. I think anytime you have a positive play on the first play of the drive, that's usually a sign that the drive is going to be a good drive, it gets you into a no-huddle mode. So I think the first play of the drive is important, the drive-starter so to speak. I'm not sure the exact answer to that, I just know that we've been pretty good at that this year."

Do you look at the first play of a drive then decide if you are going to run no-huddle or not?

"Sometimes. Sometimes it's more pre-determined. But it's hard if you throw a pass on the first play of the drive and it's incomplete, you're not into really a no-huddle mode because you're obviously - the ball didn't move - so it's a little bit different when you don't have success on the first play of the drive but it doesn't always depend on going no-huddle."

What are other challenges of running no-huddle offense? Is it more difficult on the road?

"Definitely challenges on the road as far as communication and things like that. It's a lot more challenging on the road. Easier at home because the crowd behaves for you when you're on offense. That's one of the big challenges. The other challenge is just making sure that - you know, little things - everybody is set, everybody is getting the proper communication, the right signal, the right route, the right run or whatever it is. Everybody being on the same page."

Do you have to develop that chemistry while running a no-huddle offense during the season?

"No question. I think you start working on that during OTAs, into training camp. It takes a lot of work. Look, we've worked hard at it. It's been pretty productive for us. We'll see. We're up there playing it right now. Trying to get ahead on these guys a little bit or at least get caught up on them for tomorrow's work so we'll see how it is tomorrow."

You invested heavily in the offense this season but it hasn't been clicking. Has it lived up to your expectations and how do you fix that on a short week?

"No, obviously no it hasn't. We haven't coached good enough. We haven't performed good enough on offense. Looking in the mirror on that. We're going to work very hard to figure out what's the best way to move the ball against Oakland. But no - look, what's happened has happened. This is a new week and a new season. I know our guys will come in ready to go tomorrow and we'll have a good game plan for them."

How challenging has it been to coach this offense which is struggling to score touchdowns?

"Look, coaching in the NFL is challenging. It's just a very challenging thing. Some years are better than others. This year, starting with me, could have done a better job. But again, that's water under the bridge. This is a new season. This is the playoffs. I know our guys will be ready to go. They'll be very attentive in meetings and they'll come out ready to go on Saturday."

HEAD COACH BILL O'BRIEN MONDAY PRESS CONFERENCE - JAN. 2

It seemed like QB Brock Osweiler did a good job of getting the ball to WR DeAndre Hopkins yesterday. What worked between those two?

"He did a good job. Brock did a good job of reading the coverage and getting him the ball. Some of those, like you said, were catch-and-run type plays. Hopkins did a nice job in the open field. Once you get him the ball, he's a very explosive player. It was good on both ends. Good catches, good routes. Good reads, good throws. So I thought both guys executed well."

How is RB Lamar Miller feeling and how much will it help to have him for the playoffs?

"I think he's feeling better. I think it'll be great. It'll be good to have him back. He's been a very productive player for us this year. So we're looking forward to getting him back."

Why do you not run a more up-tempo offense in the red zone?

"Look, I think that tempo is important in the red area. Sometimes we did go tempo yesterday and it didn't work, you know, it didn't work. Other times we huddled. Look, the red zone has been an issue for us all year and we need to keep working on it. We need to keep working on it and have a good plan for Oakland, but there's definitely good points to what you're saying about going tempo in the red area and we look to do that sometimes and sometimes we don't. It's just kind of the nature of the game plan."

What are some of the things that you were able to take away from last year's playoff game that will be useful this year?

"One thing that you learn is, on a short week, the schedule. I thought it was important to give them today off and bring them in at noon tomorrow. Start at noon with our meetings, so we'll go a little bit later tomorrow, but that was one thing. Probably Wednesday would be the big practice day. Those are things - we did it similarly last year but maybe not quite the same and then like from the game. Every year is different. It's a different opponent. A different scheme that they run. We're a different team. Not sure how much you can compare the games themselves, but I think the preparation you can look at and see what you can do better."

You said earlier this year that you don't want 9-7 to be the bar going forward. Is there a sense of frustration that it's the third straight year of going 9-7?

"Yeah. We want to be better than 9-7. I mean, there's no doubt about it. I think it's a league, based on the rules and the way that the draft is set up and free agency - it's like what I always say - it's an 8-and-8 league. We've been a little bit better than that, but we're not aiming for 9-7, but we're AFC South Champions. We've got a home playoff game. Great opportunity for our fans and for our players especially to go out and play well and try to win a playoff game. It's going to be very difficult to do that, but I'm glad for the opportunity."

How different is your team and the Raiders compared to last time you faced each other? Do you do much differently in terms of game preparation?

"I don't know how much different. We're just kind of diving in on these guys right now. There's some things that are different. Not to get into all the details, maybe schematically, maybe different players that they're using in different spots. We're different in the fact that we had, before yesterday, we had Tom Savage the previous two games. Then Brock (Osweiler)

went in there yesterday, did a nice job for us when he was in there. Maybe that's a little bit of a difference. I think in the end, both teams are going to do what they do. Oakland's a team that's big up front on both sides of the ball, athletic receivers, athletic linebackers, athletic core special teams players, so its going to be a big challenge for us all the way around."

Does the quarterback who practices have to start especially on a short week?

"I think it's important to get the reps in practice, yeah no question."

What about your defense finishing No.1 in the NFL for the first time in franchise history? Talk about the key to the defense helping you get to where you've gotten.

"Yeah, it's been the key. To be able to play that type of defense, especially over the last 10 or 11 weeks of the season, it's been key to helping us win when we've struggled offensively. The defense has really come up big for us. That's the strength of our team is our defense playing at that level. It's helped us quite a bit to have a winning record and to be in the playoffs."

If QB Tom Savage is still in concussion protocol, can he clear and still be able to get practice reps before the game on Saturday on a short week?

"I don't know, that's a good question. That's why I'm going to be able to tell you some more tomorrow. I haven't even really seen those guys today, I haven't even met with the doctors or trainers yet today. I'll be able to tell you tomorrow."

How important will it be to match the Raiders' physicality? It seems like your players enjoy it.

"I mean, that's what you have to do when you play these guys. There's no doubt that the first time we played them, that was a really good football game. They made more plays than we did. They did a couple things better than we did. But overall, it was a very physical game. That's what you're going to expect from a Coach (Jack) Del Rio type team. That's what they have, that's what it's going to be on Saturday."

TEXANS HEAD COACH BILL O'BRIEN



Bill O'Brien was named the third head coach in Houston Texans franchise history on January 3, 2014.

O'Brien, who owns 23 years of collegiate and NFL coaching experience, led the Texans to a second straight winning season in 2015 and their first AFC South Division championship since 2012. Houston became the first NFL

team since 1950 to earn a trip to the postseason with four different starting quarterbacks winning at least one regular season game and set the franchise single-season record for sacks (45.0) in 2015. Under O'Brien in

2014, Houston's seven-win improvement led the NFL and made the Texans the sixth team since 1978 to post a winning season following a season in which it won two or less games.

Prior to Houston, O'Brien was head coach at Penn State from 2012-13 and led the storied program through one of the greatest periods of strife any major college program has endured.

O'Brien was named the Bear Bryant, Maxwell Football Club and ESPN National Coach of the Year as well as the Big Ten Coach of the Year by media and coaches.

From 2007-2011, O'Brien helped lead the New England Patriots to a pair of Super Bowl berths, rising from offensive assistant his first season to wide receivers coach in 2008 and then quarterbacks coach from 2009-10 prior to his promotion to offensive coordinator/quarterbacks coach in 2011. That season, the Patriots ranked third in the NFL in scoring,

second in total offense and advanced to Super Bowl XLVI.

O'Brien previously coached collegiately at Duke (2005-06), Maryland (2003-04), Georgia Tech (1995-2002) and Brown (1993-94).

CAREER RECORD: 27-22

BACKGROUND: O'Brien grew up in Andover, Mass. and graduated from St. John's Preparatory School in Danvers. He played linebacker and defensive end at Brown from 1990-92 and graduated with a double concentration in political science and organizational behavioral management.

PERSONAL: Born on October 23, 1969 in Dorchester, Mass. He and his wife, Colleen, have two sons: Jack, 12, and Michael, 9.

RAIDERS HEAD COACH JACK DEL RIO



Jack Del Rio was named the 19th head coach in Oakland Raiders history on January 15, 2015. Now in his 31st year in the NFL and his 20th season coaching. Last year, oversaw significant improvements as the Raiders made considerable advances in all phases of the game.

Joined Raiders after spending previous three seasons (2012-14) as Denver Broncos' defensive coordinator. While with the Broncos, was part of three-straight AFC West titles and helped lead Denver to an appearance in Super Bowl XLVIII

following the 2013 campaign. Was interim head coach (weeks 10-13) in 2013 while John Fox underwent a heart procedure, posting a 3-1 record. He was previously head coach of the Jacksonville Jaguars (2003-2011). His defenses have ranked in the top six in the NFL in yards per game allowed in 10 of his 18 seasons as a position coach, coordinator or head coach. During that time, has coached 20 defensive players to a total of 29 Pro Bowl selections.

CAREER RECORD: 88-86

BACKGROUND: Linebacker at

Southern California. As a senior earned All-American honors. Drafted in the third round in 1985 by New Orleans Saints, and went on to play 11 NFL seasons with Saints (1985-86), Kansas City Chiefs (1987-88), Dallas Cowboys (1989-1991) and Minnesota Vikings (1992-95). Played in 160 career games, totaling over 1,100 tackles and earning a Pro Bowl selection in 1994.

PERSONAL: Born April 4, 1963 in Castro Valley, Calif. Del Rio and his wife, Linda, have four children including three daughters and a son.

COACHING TIMELINE

HOUSTON TEXANS

2014-16 Head Coach

PENN STATE UNIVERSITY

2012-13 Head Coach

NEW ENGLAND PATRIOTS

2011 Offensive Coordinator/
Quarterbacks

2009-10 Quarterbacks

2008 Wide Receivers

2007 Offensive Assistant

DUKE UNIVERSITY

2005-06 Offensive Coordinator/
Quarterbacks

UNIVERSITY OF MARYLAND

2003-04 Running Backs

GEORGIA TECH UNIVERSITY

2002 Assistant Head Coach

2001 Offensive Coordinator/
Quarterback

1998-00 Running Backs

1995-97 Graduate Assistant

BROWN UNIVERSITY

1994 Inside Linebackers

1993 Tight Ends

COACHING TIMELINE

OAKLAND RAIDERS

2015-16 Head Coach

DENVER BRONCOS

2012-14 Defensive Coordinator

2013 Interim Head Coach

(Weeks 10-13)

JACKSONVILLE JAGUARS

2003-11 Head Coach

DENVER BRONCOS

2002 Defensive Coordinator

BALTIMORE RAVENS

1999-2001 Linebackers

NEW ORLEANS SAINTS

1998 Linebackers

1997 Assistant Strength

HEAD COACH COMPARISON

BILL O'BRIEN

27-21

0-1

3

3

0-1

1-1

Reg. Season Record

Playoff Record

Years as NFL head coach

Years as team's head coach

Career Head-to-Head

Career vs. Team (Reg. Season)

JACK DEL RIO

87-84

1-2

11

2

1-0

9-10

MATCHUP INFORMATION

ALL-TIME SERIES

REGULAR SEASON

		Overall: 6-4		Home: 2-2		Road: 4-2	
Date	W/L	Score	H/A	Venue	Texans QB	Raiders QB	
10/3/04	W	30-17	H	Reliant Stadium	D. Carr	K. Collins	
12/3/06	W	23-14	A	McAfee Coliseum	D. Carr	A. Brooks	
11/4/07	W	24-17	A	McAfee Coliseum	S. Rosenfels	J. McCown	
12/21/08	L	16-27	A	Oakland-Alameda County Coliseum	M. Schaub	J. Russell	
10/4/09	W	29-6	H	Reliant Stadium	M. Schaub	J. Russell	
10/3/10	W	31-24	A	Oakland-Alameda County Coliseum	M. Schaub	B. Gradkowski	
10/9/11	L	25-20	H	Reliant Stadium	M. Schaub	J. Campbell	
11/17/13	L	28-23	H	Reliant Stadium	C. Keenum	M. McGloin	
9/14/14	W	30-14	A	O.co Coliseum	R. Fitzpatrick	D. Carr	
11/21/16	L	27-20	A	Estadio Azteca (Mexico City)	B. Osweiler	D. Carr	



2016
9-7

1st, AFC South



2016
12-4

2nd, AFC West

SERIES BREAKDOWN

Record vs. Raiders.....	Texans lead, 6-4
Last meeting.....	Raiders 27, Texans 20 (11/21/16)
Texans largest margin of victory.....	23 (Texans 29, Raiders 6; 10/4/09)
Raiders largest margin of victory.....	11 (Raiders 27, Texans 16; 12/21/08)
Current win streak.....	Raiders, 1
Texans longest win streak.....	3, (2004-07)
Raiders longest win streak.....	2, (2011-13)
Most points, Texans.....	31 (Texans 31, Raiders 24; 10/3/10)
Most points, Raiders.....	28 (Raiders 28, Texans 23; 11/17/13)
Most points, both teams.....	55 (Texans 31, Raiders 24; 10/3/10)
Fewest points, Texans.....	6 (Texans 29, Raiders 6; 10/4/09)
Fewest points, Raiders.....	16 (Raiders 27, Texans 16; 12/21/08)
Fewest points, both teams.....	35 (Texans 29, Raiders 6; 10/4/09)
Most net yards, Texans.....	473 (Raiders 25, Texans 20; 10/9/11)
Most net yards, Raiders.....	375 (Texans 30, Raiders 17; 10/3/04)
Most rushing yards, Texans.....	249 (Texans 31, Raiders 24; 10/3/10)
Most rushing yards, Raiders.....	165 (Raiders 28, Texans 23; 11/17/13)
Most passing yards, Texans.....	403 (Raiders 25, Texans 20; 10/9/11)
Most passing yards, Raiders.....	295 (Raiders 27, Texans 20; 11/21/16)
Fewest net yards, Texans.....	124 (Texans 23, Raiders 14; 12/3/06)
Fewest net yards, Raiders.....	165 (Texans 29, Raiders 6; 10/4/09)
Fewest rushing yards, Texans.....	70 (Raiders 25, Texans 20; 10/9/11)
Fewest rushing yards, Raiders.....	30 (Raiders 27, Texans 20; 11/21/16)
Fewest net passing yards, Texans.....	-5 (Texans 23, Raiders 14; 12/3/06)
Fewest net passing yards, Raiders.....	120 (Texans 29, Raiders 6; 10/4/09)
Most sacks, Texans.....	5 (Texans 23, Raiders 14; 12/3/06)
Most sacks, Raiders.....	5 (Texans 23, Raiders 14; 12/3/06)
Most interceptions, Texans.....	3 (2x – last: Texans 24, Raiders 17; 11/4/07)
Most interceptions, Raiders.....	2 (Raiders 25, Texans 20; 10/9/11)
Most turnovers, Texans.....	2 (5x – last: Raiders 27, Texans 20; 11/21/16)
Most turnovers, Raiders.....	5 (2x – last: Texans 23, Raiders 14; 12/3/06)
Most penalties, Texans.....	9-56 (Raiders 28, Texans 23; 11/17/13)
Most penalties, Raiders.....	13-75 (Texans 30, Raiders 17; 10/3/04)

2016 INDIVIDUAL COMPARISON

TEXANS

PASSING YARDS

Brock Osweiler	2,957
Tom Savage.....	461

RUSHING YARDS

Lamar Miller.....	1,073
Alfred Blue.....	420
Brock Osweiler	131

RECEIVING YARDS

DeAndre Hopkins	954
Will Fuller V	635
C.J. Fiedorowicz	559

POINTS SCORED

Nick Novak	127
Lamar Miller.....	36
DeAndre Hopkins	24
C.J. Fiedorowicz	24

INTERCEPTIONS

Quintin Demps.....	6
Andre Hal.....	2
Three players.....	1

SACKS

Whitney Mercilus	7.5
Jadeveon Clowney	6.0
Benardrick McKinney.....	5.0
John Simon.....	3.5

DEFENSIVE TACKLES

Benardrick McKinney.....	129
Brian Cushing.....	65
A.J. Bouye	62
Kareem Jackson.....	62

SPECIAL TEAMS TACKLES

Robert Nelson.....	11
Don Jones	11

KICKOFF RETURNS (Avg.)

Akeem Hunt.....	21.6
Tyler Ervin.....	18.8

PUNT RETURNS (Avg.)

Will Fuller V	15.0
Tyler Ervin.....	9.7

FIELD GOALS

Nick Novak	35/41, 85.4%
------------------	--------------

PUNTING (GROSS/NET AVG.)

Shane Lechler	47.5/40.1
---------------------	-----------

RAIDERS

Derek Carr.....	2,505
Connor Cook	150
Matt McGloin	50

Latavius Murray.....	788
Jalen Richard	491
DeAndre Washington	467

Amari Cooper	1,153
Michael Crabtree	1,003
Seth Roberts	397

Sebastian Janikowski	124
Latavius Murray.....	72
Michael Crabtree	50
Two players	34

Reggie Nelson.....	5
Three players	2
Five players.....	1

Khalil Mack	11.0
Bruce Irvin	7.0
Stacy McGee.....	2.5
Denico Autry	2.5

Malcolm Smith.....	103
Khalil Mack	73
Reggie Nelson.....	65
David Amerson	64

Brynden Trawick.....	14
----------------------	----

Jalen Richard	23.6
Taiwan Jones.....	14.0

TJ Carrie.....	10.6
Jalen Richard	9.0

Sebastian Janikowski ..	29/35, 82.9%
-------------------------	--------------

Marquette King	48.6/41.4
----------------------	-----------

MATCHUP INFORMATION

2016 OFFENSIVE STATISTICAL COMPARISON

	HST	Rnk	OAK	Rnk
Yards / Game	314.7	29	373.3	6
Yards / Play	4.70	31	5.70	10
Rushing Yards / Game	116.2	8	120.1	6
Rushing Yards / Play	4.08	19	4.43	10
Passing Yards / Game	198.5	29	253.2	13
Passing Yards / Play	5.45	32	6.80	16
Interception Rate	2.74 %	25	1.17 %	3
Sacks / Pass Attempt	5.49 %	11	3.02 %	1
First Downs / Game	19.1	23t	20.9	13
Punt Return Avg	10.9	7	9.3	11
Kickoff Return Avg	18.6	29	20.5	22
Field Goals Made	85.37 %	15t	82.86 %	20
3rd Down Pct	37.34 %	22	38.07 %	17
4th Down Pct	39.13 %	28	46.15 %	19
Red Zone Pct	40.91 %	31	57.14 %	14
Goal to Go Pct	58.33 %	29	73.53 %	16
Avg Time of Possession	31:20	3	31:18	4
Points/Game	17.4	28t	26.0	7

2016 DEFENSIVE STATISTICAL COMPARISON

	HST	Rnk	OAK	Rnk
Yards / Game	301.3	1	375.1	26
Yards / Play	5.07	6	6.08	32
Rushing Yards / Game	99.7	12	117.6	23
Rushing Yards / Play	4.02	13	4.47	25
Passing Yards / Game	201.6	2	257.5	24
Passing Yards / Play	6.18	4	7.62	32
Interception Rate	2.11 %	19	2.96 %	6
Sacks / Pass Attempt	5.94 %	17	4.62 %	32
First Downs / Game	17.0	1	19.9	12t
Punt Return Avg	9.9	28	12.3	30
Kickoff Return Avg	23.6	27	19.9	6
3rd Down Pct	38.50 %	11	39.39 %	16
4th Down Pct	23.08 %	3	26.67 %	4
Red Zone Pct	52.27 %	8t	57.89 %	24
Goal to Go Pct	66.67 %	13	79.31 %	23
Points / Game	20.5	11	24.1	20
Point Differential / Game	-3.1	26	1.9	11
Yard Differential / Game	13.4	10	-1.8	19

TEXANS BIG DAYS AGAINST THE RAIDERS

QB BROCK OSWEILER set career highs in completions (35), attempts (51) and passing yards (308) vs. Oakland as a member of the Denver Broncos on Dec. 13, 2015.

QB BRANDON WEEDEN completed 25-of-36 passes for 364 yards and a touchdown at Oakland as a member of the Cleveland Browns on Dec. 2, 2012.

K NICK NOVAK accounted for 14 total points by connecting on 4-of-4 field goal attempts and converting 3-of-3 extra point tries vs. Oakland as a member of the San Diego Chargers on Dec. 22, 2013.

P SHANE LECHLER punted nine times for 442 yards (49.1 avg.) and pinned two inside the 20-yard line vs. Oakland on Nov. 17, 2013.

DE ANTONIO SMITH tied a career-high with 2.0 sacks and added a forced fumble and quarterback hit at Oakland on Oct. 3, 2010.

NT VINCE WILFORK grabbed a game-clinching interception on the Raiders' final possession of the game vs. Oakland as a member of the New England Patriots on Sept. 21, 2014.

ILB BRIAN CUSHING tallied a game-high eight total tackles (seven solo), 1.0 sacks, a quarterback hit, two tackles for loss and a pass defended vs. Oakland on Oct. 9, 2011.

TEXANS CAREER STATS VS. RAIDERS

PASSING

Player	G	A-C-I	Pct.	Yds	TD	Sk/Lst	Rtg
B. Osweiler	6	110-74-1	67.3	688	2	9/53	86.5
B. Weeden	1	25-36-2	69.4	364	1	1/11	88.2

RUSHING

Player	G	Att.	Yds	Avg.	Lg	TD
L. Miller	3	46	233	5.1	33	4
A. Blue	1	11	40	3.6	11	0
J. Grimes	1	3	9	3.0	7	0
J. Prosch	2	1	2	2.0	2	0

RECEIVING

Player	G	Rec.	Yds	Avg.	Lg	TD
D. Hopkins	3	9	87	9.7	24	1
C. Fiedorowicz	1	6	82	13.7	20	0
R. Griffin	2	3	22	10.7	20	0
K. Mumphery	1	2	12	6.0	8	0
W. Fuller V	1	1	17	17.0	17	0
S. Anderson	1	1	14	14.0	14	0

KICKING

Player	G	FG	FGA	Lg	XP	XPA	KO	TB
N. Novak	9	13	17	52	21	21	44	17

PUNTING

Player	G	No.	Yds	Avg.	Lg	TB	I20	Net
S. Lechler	3	14	698	49.9	65	3	3	578

DEFENSE

Player	G	UA	A	Tot	Sk	Yds	INT	PD	FF	FR
B. Cushing	4	19	4	23	1.0	4.0	0	1	0	0
J. Joseph	6	16	5	21	0.0	0.0	1	6	2	2
A. Smith	8	10	1	11	2.5	12.5	0	1	1	1
A. Bouye	2	8	2	10	0.0	0.0	0	1	0	0
K. Jackson	4	7	2	9	0.0	0.0	1	3	0	0
A. Dent	3	6	2	8	0.0	0.0	0	0	0	0
B. McKinney	1	8	0	8	0.0	0.0	0	0	0	0
V. Wilfork	5	4	3	7	0.0	0.0	2	2	0	1
Q. Demps	4	5	1	6	0.0	0.0	1	1	0	0
W. Mercilus	3	4	2	6	0.0	0.0	0	0	0	0
J. Clowney	1	5	0	5	0.0	0.0	0	0	0	0
A. Hal	2	2	0	2	0.0	0.0	0	1	0	0
C. Covington	1	1	0	1	0.0	0.0	0	0	0	0
D. Reader	1	1	0	1	0.0	0.0	0	0	0	0
M. Bullough	1	1	0	1	0.0	0.0	0	0	0	0

TEXANS BIG DAYS AGAINST THE RAIDERS

CB JOHNATHAN JOSEPH recovered a fumble and forced two fumbles of Raiders WR James Jones on the same play at Oakland on Sept. 14, 2014.

CB KAREEM JACKSON intercepted Raiders QB Derek Carr and returned it 65 yards at Oakland on Sept. 14, 2014.

FORMER RAIDERS ON THE TEXANS

P **Shane Lechler** (2000-12); C **Tony Bergstrom** (2012-15); DE **Antonio Smith** (2014).

FORMER TEXANS ON THE RAIDERS

Defensive Line Coach **Jethro Franklin** (2007-08).

TEXANS WITH CALIFORNIA CONNECTIONS

ILB **Brian Cushing** (attended USC); RB **Tyler Ervin** (from San Bernardino, attended San Jose State); S **Eddie Pleasant** (from Compton); TE **Stephen Anderson** (from San Jose, attended California); Offensive Assistant **Pat O'Hara** (attended USC, from Santa Monica).

RAIDERS WITH TEXAS CONNECTIONS

QB **Derek Carr** (attended Clements High School for three seasons); WR **Michael Crabtree** (from Dallas, attended Texas Tech); DE **Mario Edwards Jr.** (from Denton); LB **Cory James** (from Del Rio); FB **Jamize Olawale** (attended North Texas); OL **Kelechi Osemele** (from Houston); RB **DeAndre Washington** (from Missouri City, attended Texas Tech); DE **Branden Jackson** (attended Texas Tech); Assistant Special Teams Coach **Tracy Smith** (from Beaumont).

COLLEGE CONNECTIONS

Texans Head Coach **Bill O'Brien**, Secondary Coach **John Butler**, Offensive Quality Control/Assistant Offensive Line Coach **Tim Kelly**, Running Backs Coach **Charles London**, Director of Football Research **Jim Bernhardt** and Head Strength and Conditioning Coach **Craig Fitzgerald** were on staff at Penn State while Raiders QB **Matt McGloin** played there (2012); Texans CB **Kareem Jackson** played at Alabama while Raiders Linebackers Coach **Sal Sunseri** was on staff (2009); Texans FB **Jay Prosch** played at Auburn with Raiders LB **Daren Bates** (2012); Texans CB **A.J. Bouye** played at Central Florida with Raiders RB **Latavius Murray** (2009-12); Texans Offensive Coordinator **George Godsey** was on staff at Central Florida as the Running Backs Coach while **Murray** played there (2009-10); Texans RB **Alfred Blue** played at LSU with Raiders G/T **Vadal Alexander** (2012-13); Texans K **Nick Novak** played at Maryland with Raiders LS **Jon Condo** while Texans Head Coach **Bill O'Brien** and Head Strength and Conditioning Coach **Craig Fitzgerald** were on staff (2003-04); Texans RB **Lamar Miller** played at Miami with Raiders TE **Clive Walford** and OL **Jon Feliciano** while Raiders Defensive Line Coach **Jethro Franklin** was on staff (2011); Texans ILB **Max Bullough**, DE **Joel Heath** and WR **Keith Mumfery** played at Michigan State with Raiders QB **Connor Cook** (2012-13); Texans ILB **Benardrick McKinney** played at Mississippi State with Raiders G **Gabe Jackson** and DE **Denico Autry** (2012-13); Texans Defensive Line Coach **Anthony Weaver** was on staff at North Texas while Raiders FB **Jamize Olawale** played there (2011); Texans ILB **Brian Cushing** played at USC with Raiders LB **Malcolm Smith** while Raiders Defensive Coordinator **Ken Norton, Jr.** and Defensive Assistant **Sam Anno** were on staff (2007); **Cushing** also played at USC while Raiders Defensive Line Coach **Jethro Franklin** was on staff (2006); Texans C **Tony Bergstrom** played at Utah with Raiders CB **Sean Smith** (2008) and DB **Keith McGill II** (2011).

PRO CONNECTIONS

Texans RB **Jonathan Grimes** (2012) and G **Oday Aboushi** (2013) played for the New York Jets with Raiders T **Austin Howard** while Texans Defensive Line Coach **Anthony Weaver** (2012) and Offensive Line Coach **Mike Devlin** (2012-13) were on staff; Texans Running Backs Coach **Charles London** was a pro scout for Philadelphia while Raiders S **Nate Allen** and T **Austin Howard** played there (2010); Texans G **Jeff Allen** and S **Quintin Demps** played in Kansas City with Raiders C **Rodney Hudson** and CB **Sean Smith** (2013); **Allen** also played in Kansas City while Raiders Running Backs Coach **Bernie Parmalee** was on staff (2012); Texans CB **Johnathan Joseph** played in Cincinnati with Raiders S **Reggie Nelson** (2010); Texans OLB **John Simon** (2013-14) played in Baltimore with Raiders OL **Kelechi Osemele** and S **Brynden Trawick**; Texans RB **Lamar Miller** played in Miami with Raiders CB **Sean Smith** (2012); Texans QB **Brock Osweiler** and T **Chris Clark** played in Denver while Raiders Head Coach **Jack Del Rio** was on staff (2012-14); Texans K **Nick Novak** played in Washington while Raiders Offensive Coordinator **Bill Musgrave** was on staff (2005); Texans Defensive Coordinator **Romeo Crennel** was on staff with the New York Jets while Raiders Running Backs Coach **Bernie Parmalee** played there (1999); Texans Running Backs Coach **Charles London** was on staff in Tennessee with Raiders Defensive Backs Coach **Marcus Robertson** (2011); Texans Special Teams Coordinator **Larry Izzo** (2001-08) and **Mike Vrabel** (2001-08) played for New England while Raiders Special Teams Coordinator **Brad Seely** was on staff with Texans Head Coach **Bill O'Brien** (2007-08) and Defensive Coordinator **Romeo Crennel** (2001-04).

TEXANS-RAIDERS SERIES NOTES

- Houston holds a 6-4 all-time record against Oakland in the regular season, including a 2-2 mark at home
- Houston is 13-17 all-time against the AFC West and 1-3 this season
- The Texans have scored over 20 points in nine of the 10 contests against the Raiders
- Houston has held Oakland to under 20 points scored in five out of the 10 head-to-head games
- In the last contest between the two teams in Week 11 of this season, the Texans fell to the Raiders, 27-20, at Estadio Azteca in Mexico City. RB **Lamar Miller** led the team with 104 rushing yards and a touchdown, while WR **Braxton Miller** scored his first career receiving touchdown. QB **Brock Osweiler** finished 26-of-39 for 243 yards, one touchdown, one interception and an 81.5 passer rating. CB **A.J. Bouye** recorded his only interception of the season and DE **Jadeveon Clowney** posted two tackles for loss
- In Oakland's last trip to NRG Stadium on Nov. 17, 2013, the Texans fell to the Raiders, 28-23. DE **J.J. Watt** led the team with 2.0 sacks and five quarterback hits, while CB **Johnathan Joseph** tallied two passes defended. On offense, Houston posted 394 total net yards, including 304 passing and 90 rushing



2016 WEEK 11: Houston 20 at Oakland 27

76,473 • Estadio Azteca • Mexico City • Nov. 21, 2016



GAME SUMMARY

The Texans dominated for most of the Monday Night game in Mexico City but ultimately fell 27-20 after a fourth-quarter comeback by the Oakland Raiders.

The Raiders scored 14 unanswered points in the final quarter to come from behind in a closely-contested game at Estadio Azteca. Despite two turnovers in the first half, the Texans were tied 10-10 heading into the locker room. Houston allowed just three points off those turnovers, and added a takeaway of its own on the night, and held Oakland to just seven net yards of rushing in the first half.

On the night, **Brock Osweiler** was 26-of-39 for 243 yards, one touchdown, and one interception. He also added two carries for 19 yards.

Both Millers, **Lamar** and **Braxton**, scored touchdowns in the loss. Lamar Miller rushed for 104 yards on 24 carries while Braxton Miller caught five passes for 25 yards and his first career NFL score. **C.J. Fiedorowicz** led the receivers with six receptions and 82 yards receiving.

Raiders quarterback Derek Carr completed 21-of-31 for 295 yards and had three touchdowns and one interception. The Texans defense held the Raiders to just 30 net yards rushing and 4-of-11 on third down conversions. **Benardrick McKinney** led the defense with eight tackles and a tackle for loss.

On the opening drive of the game, **DeAndre Hopkins** had a catch-and-run that was ruled a touchdown but later overturned. The Texans would settle for a 32-yard field goal after converting 3-of-4 third downs on the drive. Houston took an early 3-0 lead after the 13-play, 61-yard drive that lasted 6:26.

The Raiders offense got on the board later in the first half. Running back Jalen Richard caught a 17-yard touchdown pass from Carr, giving the Raiders a 7-3 lead with 14:54 left in the second quarter.

On the ensuing kickoff, the Raiders regained possession after a muffed return by **Tyler Ervin**. Oakland took over at the Houston 19-yard line. The Texans defense held Oakland to a 19-yard field goal after two consecutive goal-line stops. The Raiders extended their lead, 10-3.

The Texans would respond, putting together a nine-play, 75-yard drive that ended with the first NFL touchdown scored by rookie Braxton Miller on a 12-yard pass from Osweiler. The Texans and Raiders tied 10-10 with 7:59 left in the second quarter.

The Texans and Raiders were all tied at 10 at halftime.

On the first play of the third quarter, **A.J. Bouye** intercepted Carr's pass, intended for Amari Cooper. It was just Carr's fourth interception on the season. Osweiler and the offense capitalized, adding a one-yard touchdown run by Lamar Miller to cap off a 13-play, 65-yard drive.

The Raiders were held to a field goal in the third quarter. Janikowski kicked a 20-yard field goal and the Raiders trailed 17-13.

Nick Novak added his second kick of the day, a 19-yard field goal, and to give the Texans a 20-13 lead, but it was short-lived. Carr threw a deep pass to fullback Jamize Olawale who scored on a 75-yard touchdown pass just one play later.

The Texans were within scoring range to take the lead at the Oakland 15-yard line, but were unable to convert a fourth-and-inches. After a short pass to Latavius Murray on second down that led to a 39-yard gain, Carr threw a 35-yard touchdown pass to Amari Cooper. Oakland took a 27-20 lead with 4:43 remaining.

The Texans, who fall to 6-4 on the season, will return to NRG Stadium for their Week 12 game against San Diego Chargers.

SCORING

SCORE BY PERIODS	1	2	3	4	OT	Total
Houston Texans	3	7	7	3	-	20
Oakland Raiders	0	10	3	14	-	27

SCORING DRIVES

Team	Qtr	Time	Play Description (Extra Point) (Drive info)	HOU	OAK
Texans	1	8:34	N.Novak 32 yd. Field Goal (13-61, 6:26)	3	0
Raiders	2	14:54	J.Richard 17 yd. pass from D.Carr (S.Janikowski kick) (8-79, 4:35)	3	7
Raiders	2	12:48	S.Janikowski 19 yd. Field Goal (5-18, 2:06)	3	10
Texans	2	7:59	B.Miller 12 yd. pass from B.Osweiler (N.Novak kick) (9-75, 4:49)	10	10
Texans	3	8:32	L.Miller 1 yd. run (N.Novak kick) (13-65, 6:19)	17	10
Raiders	3	2:39	S.Janikowski 20 yd. Field Goal (12-73, 5:53)	17	13
Texans	4	10:57	N.Novak 28 yd. Field Goal (12-64, 6:42)	20	13
Raiders	4	10:44	J.Olawale 75 yd. pass from D.Carr (S.Janikowski kick) (1-75, 0:13)	20	20
Raiders	4	4:43	A.Cooper 35 yd. pass from D.Carr (S.Janikowski kick) (5-85, 1:32)	20	27

TEAM STATISTICS

	TEXANS	RAIDERS
TOTAL FIRST DOWNS	22	16
THIRD DOWN EFFICIENCY	8-16-50%	4-11-36%
FOURTH DOWN EFFICIENCY	1-2-50%	1-2-50%
TOTAL NET YARDS	354	325
NET YARDS RUSHING	124	30
NET YARDS PASSING	230	295
PASS ATTEMPTS-COMPLETIONS-HAD INTERCEPTED	39-26-1	31-21-1
KICKOFFS Number-In End Zone-Touchbacks	5-5-5	6-4-4
PUNTS Number and Average	3-52.0	3-53.0
FGs - PATs Had Blocked	0-0	0-0
TOTAL RETURN YARDAGE (Not Including Kickoffs)	10	27
PENALTIES Number and Yards	7-101	4-21
FUMBLES Number and Lost	1-1	1-0
TOUCHDOWNS	2	3
EXTRA POINTS Made-Attempts	2-2	3-3
FIELD GOALS Made-Attempts	2-2	2-2
RED ZONE EFFICIENCY	2-5-40%	1-4-25%
GOAL TO GO EFFICIENCY	2-2-100%	0-2-0%
SAFETIES	0	0
TIME OF POSSESSION	36:27	23:33

INDIVIDUAL STATISTICS

RUSHING (Att-Yds): Houston, L. Miller 24-104, B. Osweiler 2-19, J. Prosch 1-2, B. Miller 1-1, A. Hunt 5-(-2). Oakland, L. Murray 12-33, J. Richard 3-2, D. Washington 1-0, D. Carr 2-(-2), J. Olawale 2-(-3).

PASSING (C-A-Y-I): Houston, B. Osweiler 26-39-243-1. Oakland, D. Carr 21-31-295-1.

RECEIVING (Rec-Yds): Houston, C. Fiedorowicz 6-82, D. Hopkins 5-58, B. Miller 5-25, R. Griffin 3-32, K. Mumfery 2-12, L. Miller 2-9, W. Fuller 1-17, S. Anderson 1-14, B. Osweiler 1-(-6). Oakland, L. Murray 5-59, A. Cooper 4-57, J. Olawale 3-90, J. Richard 3-50, M. Crabtree 3-5, C. Walford 2-28, S. Roberts 1-6.

SACKS (Sk-Yds): Houston, none. Oakland, B. Irvin 1-4, K. Mack 1-9.

INTERCEPTIONS (Int-Yds): Houston, A. Bouye 1-0. Oakland, M. Smith 1-0.

TACKLES (S-A-T): Houston, B. McKinney 8-0-8, J. Clowney 5-0-5, W. Mercilus 3-0-3, Q. Demps 3-0-3, K. Jackson 2-1-3, J. Joseph 1-2-3, A. Hal 2-0-2, B. Cushing 2-0-2, A. Bouye 1-1-2, C. Moore 1-0-1, J. Simon 1-0-1, C. Covington 1-0-1, M. Bullough 1-0-1, D. Reader 1-0-1. Oakland, B. Irvin 9-1-10, M. Smith 9-1-10, K. Joseph 9-1-10, D. Hayden 4-0-4, D. Amerson 3-1-4, K. Mack 3-0-3, D. Williams 3-0-3, C. James 2-1-3, P. Riley 1-2-3, R. Nelson 2-0-2, D. Autry 2-0-2, S. Smith 2-0-2, S. McGee 2-0-2, J. Ellis 1-1-2, S. Calhoun 1-0-1, J. Ward 0-1-1.

MISSED FIELD GOAL: Houston, none. Oakland, none.

PLAYER QUICK NOTES

QUARTERBACKS (3)

3 TOM SAVAGE 6-4 230 3rd season Pittsburgh
In 3 games (2 starts) in 2016, completed 46-of-73 (63.0%) passes for 461 yards and an 80.9 rating...Played in his first game in two years and led the Texans to a 21-20 comeback win over the Jaguars in Week 15...Set career highs in the game, completing 23-of-36 passes for 260 yards and an 85.4 rating...Was active but did not play in 11 games and was inactive in two games in 2016...Spent the 2015 season on IR...Drafted by the Texans in the 4th round in 2014...Enrolled at three different schools: Rutgers, Arizona and Pittsburgh, appearing in a total of 31 games (28 starts)...Completed 430-of-757 passes for 5,690 yards, 37 touchdowns and 19 interceptions...As a senior at Pitt, completed 238-of-389 passes (61.2%) for 2,958 yards, 21 touchdowns and nine interceptions.

5 BRANDON WEEDEN 6-4 230 5th season Oklahoma State
Inactive in 14 games and was active but did not play in two games in 2016...5th-year pro in 2nd season with the Texans...Claimed off waivers by the Texans in November 2015 after playing in four games (three starts) with Dallas...As a rookie with the Browns, started 15 games and threw for 3,385 yards, a Browns rookie record, and 14 touchdowns while completing 57.4 percent of his passes.

17 BROCK OSWEILER 6-8 235 5th season Arizona State
Led the Texans to 8-6 record as a starter, while setting career highs in attempts, completions, yards and touchdowns...Five multiple-touchdown games in 2016...Overcame a 14-point deficit and led the team on three scoring drives in the 4th quarter/overtime to defeat the Colts, 26-23, in Week 6...Signed by the Texans on March 11, 2016...A 5th-year quarterback who spent four seasons (2012-15) with Denver...Led Broncos to a 5-2 record in seven starts in 2015, completing 170-of-275 passes (61.8%) for 1,967 yards, 10 touchdowns and six interceptions (86.4 rtg.).

WIDE RECEIVERS (4)

10 DeANDRE HOPKINS 6-1 215 4th season Clemson
78 receptions for 954 yards and 4 TDs in 2016...Most receptions, rec. yards, rec. TDs and 100-yd rec. games through first 4 four years of a career in Texans history...Reached 300 career receptions after posting 8 catches for 87 yards in Week 15 vs. JAX...Surpassed 4,000 receiving yards in Week 10 at JAX...Started all 16 games in 2015 and set career highs with 111 receptions, 1,521 yards, six 100-yard receiving games and a franchise-record 11 receiving touchdowns...At 23 years, 169 days old, became the third-youngest player in NFL history to reach 200 career receptions and 3,000 career receiving yards, behind only WR Larry Fitzgerald (23 years, 108 days) and WR David Boston (23 years, 126 days)...238 yards receiving vs. Tennessee on 11/30/14, second on franchise all-time list...Currently the Texans all-time leader in yards per reception at 14.2...317 receptions for 4,487 yards and 23 touchdowns in career...2015 Pro Bowl and AP NFL All-Pro Second Team...2013 PFWA All-Rookie Team...27th overall pick in 2013.

12 KEITH MUMPHERY 6-0 210 2nd season Michigan State
Played in 11 games (three starts) and was inactive in five games in 2016...Season totals of 10 catches for 69 yards...Drafted by the Texans in the fifth round (175th overall) in 2015...As a rookie, played in all 16 games (3 starts), averaged 24.1 yards per kickoff return and 7.8 yards per punt return...3-year starter at flanker and 4-year letterwinner at Michigan State, who recorded 88 catches for 1,348 yards (15.3 avg.) and 7 touchdowns in 54 career games (26 starts).

15 WILL FULLER V 6-0 180 Rookie Notre Dame
47 receptions for 635 yards and 2 TDs in 2016...Third-most receiving yards by a rookie in team history...Finished third among NFL rookies in receiving yards...Became first player in Texans history with a receiving touchdown and punt return touchdown in a single game in Week 4 vs. TEN...Became the 3rd rookie and 1st first-round rookie in NFL history to open his career with two 100-yard receiving games...Selected by the Texans with the 21st pick in the first round of the 2016 NFL Draft...Had 144 catches for 2,512 receiving yards and 30 touchdowns in his Fighting Irish career...Finished second to Michael Floyd (37) for most receiving touchdowns in school history.

82 WENDALL WILLIAMS 5-10 185 Rookie Cumberlands
In 3 games in 2016, has 4 receptions for 75 yards...In his first career game in Week 15 vs. JAX, caught 2 passes for 34 yards...Signed to the active roster from the practice squad on Dec. 13...Originally signed by the Texans as a college free agent on May 6...Spent time on the Jets and Texans' practice squads in 2016...Scored 20 total touchdowns in two years at Cumberlands: 11 receiving, four rushing, four kickoff returns and one punt return...Played in 19 total games with 10 starts from 2014-15.

RUNNING BACKS/FULLBACKS (6)

26 LAMAR MILLER 5-10 220 5th season Miami (Fla.)
10th in NFL in rushing yards (1,073) in 2016...Career-high four 100-yard rushing games in 2016...Scored a rushing and receiving touchdown and rushed for a season-high 149 yards in Week 6 vs. IND...Ran for 106 yards on a career-high 28 attempts in Week 1 vs. CHI...Signed by the Texans on March 11, 2016 after playing four seasons with the Dolphins...5th in the NFL with 3,044 rushing yards over the past three seasons (2014-16)...5th among all NFL running backs in scrimmage yards since 2014 with a total of 3,904 (3,044 rushing & 860 receiving)...Career totals of 4,003 rushing yards on 906 attempts with 24 touchdowns.

28 ALFRED BLUE 6-2 225 3rd season LSU
Averaged 4.2 yards per carry in 2016...Made first start of the season and set season highs with 21 rushes for 73 yards and a touchdown in Week 16 vs. CIN...As a rookie in 2014, became the first player in franchise history with a rushing, receiving and return touchdown in the same season...Set the franchise record for carries in a game (36) on 11/16/14...In 2015, played in all 16 games (nine starts) for the second straight year and set single-season career highs in rushing yards (698), carries (183) and 100-yard rushing games (3), while tying his personal-best in rushing touchdowns (2)...Drafted by the Texans in the 6th round in 2014.

33 AKEEM HUNT 5-10 200 2nd Season Purdue
Averaged 5.5 yards per carry in 2016...Career highs of 19 carries for 103 yards in 2016...Signed to the active roster from the practice squad on Nov. 12...In season debut in Week 10 at JAX, set career highs with eight rushes for 52 yards, averaging 6.5 yards per carry...Logged career-long 39-yard kickoff return in Week 11 at OAK...Spent the first 8 games of the season on the practice squad...Career totals at Purdue included 371 rushes for 2,035 yards (5.5-yard avg.) and 11 TDs, 100 rec. for 841 yards and 6 TDs, and 74 KO returns for 1,747 yards (23.6-yard avg.) and 6 TDs.

34 TYLER ERVIN 5-10 185 Rookie San Jose State
Averaged 9.7 yards on punt returns and 18.8 yards on KO returns in 2016...Inactive in 3 games...Posted season-long 57-yard punt return in Week 10 at JAX...Selected by the Texans in the fourth round (119th overall) of the 2016 NFL Draft...San Jose State career record holder for all-purpose yardage (6,146), kickoff return yardage (2,374), kickoff returns (101), kickoff returns for a touchdown (3), combined punt and kickoffs returned for touchdowns (5) and most touchdowns of 70-plus yards (8).

41 JONATHAN GRIMES 5-10 210 4th season William & Mary
Played in 10 games, averaging 4.6 yards per carry, and was inactive for six in 2016...Led team with season-high 43 rushing yards in Week 13 at GB...Recovered an onside kick in Week 12 vs. SD...51 career games played (one start)...3rd player in Texans history to score a rushing and receiving touchdown in the same game (vs. JAX, 1/3/16)...In 2015, totaled career highs with 56 carries for 282 yards, in addition to 26 receptions for 173 yards.

45 JAY PROSCH (FB) 6-1 255 3rd season Auburn
Played in 15 games (one start) in 2016...Recorded first start of the season and first career kickoff return (10 yards) in Week 8 vs. DET...Played in all 16 games in 2015 (two starts)...Started 30-of-51 games in a collegiate career that first began at Illinois (2010-11) and completed at Auburn (2012-13)...Blocked for the nation's No. 1 rushing offense (328.3 yards per game) in 2013.

TIGHT ENDS (3)

84 RYAN GRIFFIN 6-6 265 4th season Connecticut
In 16 games (5 starts) in 2016, posted career highs of 50 catches for 442 yards and 2 touchdowns...Career-high 85 rec. yards and tied a career-high with 8 receptions in Week 15 vs. JAX...Caught a 45-yard pass in Week 4 vs. TEN, the 3rd-longest catch by a TE in Texans history...Career marks of 97 receptions for 1,018 yards and 6 touchdowns in 54 games (18 starts)...Sixth-round pick by the Texans in 2013.

87 C.J. FIEDOROWICZ 6-5 265 3rd season Iowa
In 15 games (all starts) in 2016, set career highs with 54 receptions for 559 yards and 4 touchdowns...Career-high 6 catches for 85 yards and a TD in Week 6 vs. IND...Texans' third-round pick (65th overall) in the 2014 NFL Draft...Played in all 16 games in 2015 (14 starts) and registered 17 receptions for 167 yards and a TD...At Iowa, started 20-of-51 games he appeared in, catching 91 passes for 899 yards (9.9 avg.) and 10 TDs...Closed out his career with at least one reception in his last 31 games, the second-longest streak for any active tight end in the FBS.

89 STEPHEN ANDERSON 6-2 235 Rookie California
Totaled 11 receptions for 93 yards and a TD in 13 games in 2016...Inactive for three games...Caught his first career TD in Week 10 at JAX...Signed by the Texans as a college free agent on May 5, 2016...Played in 37 collegiate games (25 starts) in four seasons (2012-15) at California...Finished his career with 101 receptions for 1,260 yards receiving and 7 touchdowns...Cal's Ken Cotton Award as the team's Most Courageous Player as a junior and senior.

PLAYER QUICK NOTES

TACKLES (3)

63 KENDALL LAMM 6-6 310 2nd season Appalachian State
 Played in 15 games (three starts) in 2016...Has appeared in 30 career games, making seven starts...Signed by the Texans as a college free agent on May 8, 2015...Played in 15 games with four starts in his rookie season...Also saw action in the AFC Wild Card game vs. Kansas City (1/9/16)...As a senior at Appalachian State in 2014, earned All-Sun Belt Conference first-team honors after recording 46 knockdowns and allowing only 2.0 sacks over a team-high 817 snaps.

74 CHRIS CLARK 6-5 305 7th season Southern Miss.
 Filled in for Duane Brown and started at LT in the first 4 games of the season...Also started 10 games at RT in 2016...Traded to the Texans on Aug. 31, 2015...Re-signed with the Texans on March 10, 2016...A 7th-year tackle who has appeared in 96 games (45 starts) with Houston (2015-16) and Denver (2010-14) after two years on Minnesota's practice squad...Started 14 regular season games and 3 playoff contests at LT in 2013 as part of an offensive line that allowed the fewest sacks (20) in the NFL.

76 DUANE BROWN 6-4 315 9th season Virginia Tech
 2016 Texans' Ed Block Courage Award recipient...Made first start of season in Week 5 at MIN after being inactive for first four games in 2016...Garnered All-Pro honors in 2011 and 2012 and Pro Bowl honors following the 2012 and 2013 seasons at left tackle...Has blocked for six 1,000-yard rushers and was a part of a top-10 offense in 4 of his first 5 years in the league...Ranks second on the franchise's all-time games played and games started list (132)...Has been called for holding just seven times in his career...Currently the longest-tenured Texan on the active roster (drafted in 2008).

GUARDS (4)

71 XAVIER SU'A-FILO 6-4 320 3rd season UCLA
 Started at LG in 15-of-16 games in 2016...Selected by the Texans in the second round of the 2014 NFL Draft (33rd overall pick)...Has played in 40 career games with 25 starts (one playoff start)...Started all 40 games that he suited up for at UCLA...Returned to UCLA in 2012 after serving two years on an LDS mission to Alabama and Florida.

73 JOSH WALKER 6-5 328 2nd season Middle Tenn. St.
 Made his season debut with the Texans in Week 15 vs. JAX...Signed to the active roster from the practice squad on Nov. 8...Inactive for six games in 2016...Has played in 14 career games, 13 with Green Bay in 2015...Signed to the Texans practice squad on Oct. 27...Entered the NFL as a Colts college free agent on May 11, 2014.

78 ODAY ABOUSHI 6-5 315 4th season Virginia
 Started two games at RG and one at LG in 2016...Inactive in 11 games and was active but did not play in 1 game in 2016...Played in 7 games in 2015, making 5 starts for the Texans after being claimed off waivers from the N.Y. Jets on Sept. 16...Played under current Texans Offensive Line Coach Mike Devlin with the N.Y. Jets from 2013-14...Fifth-round pick of the N.Y. Jets in the 2013 NFL Draft.

79 JEFF ALLEN 6-4 325 5th season Illinois
 Started at RG in 14 games and was inactive for two in 2016...Signed by the Texans as an unrestricted free agent on March 11, 2016...5th-year offensive lineman has played in 58 games (50 starts) at left guard, right guard and right tackle...Has also started three postseason contests at left guard...Spent previous four seasons with the Kansas City Chiefs.

CENTERS (2)

65 GREG MANCZ 6-4 310 2nd season Toledo
 The only Texans offensive lineman to start all 16 games in 2016...Signed by the Texans as a rookie free agent on May 8, 2015...Played in 3 regular season games in his rookie season...Was placed on Reserve/Injured on Nov. 3, 2015...Played four seasons (2011-14) at the University of Toledo and was named second-team All-America by the Football Writers Association of America (FWAA).

68 TONY BERGSTROM 6-5 310 5th season Utah
 Played in 15 games in 2016...Played four seasons with the Raiders, appearing in 25 games (four starts) before being signed by Houston on March 11, 2016...Appeared in all 16 games in 2015 for the first time in his four-year NFL career...Played four seasons (2008-11) at the University of Utah, starting his final 38 games at right tackle for the Utes.

DEFENSIVE ENDS (5)

90 JADEVEON CLOWNEY 6-5 270 3rd season South Carolina
 Named to first career Pro Bowl...Tied for 6th in the NFL with career-high 16 TFLs in 2016...Also had career highs of 52 total tackles (40 solo) 6.0 sacks and 17 QB hits, to go along with 1 forced fumble and 2 passes defended...Notched his first career strip-sack in Week 14 at IND...Career-high 4 TFLs in Week 5 at MIN...Played in 13 games (9 starts) during the 2015 season, recording 40 tackles, 8 QB hits, 8 TFLs, 4.5 sacks and a forced fumble...Totaled a single-game career-high 2.0 sacks to go along with 7 tackles (4 solo) vs. NE (12/13/15)...Selected by teammates as the 2015 Ed Block Courage Award winner...2-time All-American at South Carolina...6th in Heisman balloting in 2012.

93 JOEL HEATH 6-6 300 Rookie Michigan State
 Played in 12 games (6 starts) and was inactive for 4 games in 2016...Became first undrafted rookie in team history to record 2.0 sacks in a game in Week 17 at TEN...Signed by the Texans as a college free agent on May 5, 2016...In four years at Michigan State (2012-15), had 60 career tackles, including 10.5 for losses and 4.5 sacks...Collected six tackles in two bowl games (2015 Cotton, 2015 College Football Playoff Semifinal at Cotton Bowl).

94 ANTONIO SMITH 6-3 290 12th season Oklahoma St.
 Signed by the Texans as a free agent on Sept. 28...Picked up a half-sack and 2 QBHs in Week 5 at MIN...12-year NFL veteran with Arizona (2004-08), Houston (2009-13, 2016), Oakland (2014) and Denver (2015)...Holds career totals of 316 tackles (240 solo), 47.5 sacks, 141 quarterback hits, 55 tackles for loss, 11 forced fumbles, 11 fumble recoveries and 10 passes defended.

95 CHRISTIAN COVINGTON 6-2 305 2nd season Rice
 Played in all 16 games (5 starts) in 2016...Career-high five tackles, including one for loss, in Week 5 at MIN...Made the first start of his career in Week 4 vs. TEN...Selected by the Texans in the sixth round (216th overall) of the 2015 NFL Draft...Played in all 16 games in 2015, recording 8 total tackles, 4 TFLs, 4 QB hits and 2.0 sacks...First-team All-Conference-USA pick by league coaches as well as Dave Campbell's Texas Football's All-Texas College second team in 2013.

97 UFOMBA KAMALU 6-6 295 Rookie Miami (Fla.)
 Recorded his first career sack and 2 TFLs in Week 17 at TEN...Made first start of his career at the Jack linebacker position and notched his first career tackle in Week 13 at GB...Made NFL debut in Week 12 vs. SD...Signed to active roster from practice squad on Nov. 26...Spent first 11 weeks of the season on the practice squad after being signed by the Texans as a college free agent on May 6...Played three seasons at Miami and tallied 94 tackles, 11.5 TFLs and 8.5 sacks in 35 games played (11 starts).

NOSE TACKLES (2)

75 VINCE WILFORK 6-2 325 13th season Miami (Fla.)
 Tied a career-high with 2 QB hits in Week 14 at IND...Season-high 7 tackles in Week 3 at NE...Signed by the Texans as an unrestricted free agent on March 17, 2015 after spending 11 seasons with the Patriots...For his career, hold totals of 189 games played (179 starts), 560 tackles (367 solo), 16.0 sacks, 3 INTs, 38 QB hits, 30 TFLs, 12 fumble recoveries, 4 forced fumbles and 27 passes defended...Served as a defensive co-captain for seven straight seasons (2008-14) with the Patriots...Has been a part of a top-10 defense in points allowed 10 times (2004, 2006-10, 2012-15)...Holds a 140-49 (.741) career regular season record...Member of the first team in NFL history to complete a 16-0 regular season (2007 Patriots)...Won 2 Super Bowls (XXXIX, XLIX) and 4 AFC Championships (2004, '07, '11, '14)...First-team All-Pro (2012)...Second-team All-Pro 4 times (2007, 2009-11)...Named to the Pro Bowl 5 times (2007, 2009-12)...Named to Patriots 50th Anniversary Team.

98 D.J. READER 6-3 335 Rookie Clemson
 Totaled 22 tackles, 2 TFLs, 2 QB hits, 1.0 sack and 1 PD in 16 games played (7 starts) in 2016...Started his first game at NT in Week 10 at JAX and recorded his first career sack...Made his first career start at LDE in Week 8 vs. DET...Selected by the Texans with the 29th pick in the fifth round (166th overall) of the 2016 NFL Draft...Played four seasons at Clemson (2012-15), recording 145 tackles, nine tackles for loss, 5.0 sacks and 24 quarterback pressures in 1,087 snaps over 46 games (10 starts) in his career...Earned a share of defensive player of the game honors from coaches during 2015 National Championship.

OUTSIDE LINEBACKERS (3)

51 JOHN SIMON 6-1 260 4th season Ohio State
Posted career-high 51 tackles to go along with 3.5 sacks, 10 QB hits, career-high 4 TFLs, 2 PDs and 1 FF in 2016...Career-high 9 tackles in Week 6 vs. IND...Appeared in all 16 games in 2015 (8 starts), finishing the year with 49 tackles, 5.0 sacks, 11 QB hits, 3 TFLs and 1 FR...Signed by the Texans off the Ravens practice squad on Oct. 7, 2014...Registered a sack, tackle and a special teams tackle vs. Indianapolis in his Texans debut.

57 BRENNAN SCARLETT 6-4 260 Rookie Stanford
Played in 7 games, contributing 10 tackles and 1 TFL in 2016...Activated from Reserve/Injured; Designated for Return on Dec. 17 after being placed on Reserve/Injured on Oct. 19...Career-high 4 tackles in Week 15 vs. JAX...Signed as a college free agent on May 6...Played one season (2015) at Stanford University after transferring from the University of California, Berkeley, where he played three seasons (2011-12;14)...All Pac-12 Honorable Mention with Stanford in 2015...Played in 14 games, compiling 37 tackles, 8.0 tackles for loss, 5.5 sacks and two pass breakups.

59 WHITNEY MERCILUS 6-4 265 5th season Illinois
Tied for the NFL lead with a career-high 4 fumble recoveries in 2016...Led team with 7.5 sacks and 22 QB hits...Posted back-to-back games with 3 TFLs in Weeks 12-13 and back-to-back games with a fumble recovery in Weeks 13-14...Career-high 5 QBHs in Week 5 at MIN...Named AFC Defensive Player of the Week after recording his 3rd straight multi-sack game (including postseason) in Week 1 vs. CHI...Re-signed with the Texans on May 5, 2015...Appeared in all 16 games (10 starts) in 2015, recording 50 tackles, 16 QB hits, 14 TFLs, 12.0 sacks, a forced fumble and a fumble recovery...Ranks 3rd in franchise history with 37.5 sacks...Became the 1st player in franchise history and the 5th player in the NFL since 1982 to post two games with 3.5-or-more sacks in a season (2015)...Named AFC Defensive Player of the Month for December 2015...Recorded the most sacks (3.0) in a postseason game in Texans history (Wild Card Game vs. Kansas City, 1/9/16)...2012 first-round pick.

INSIDE LINEBACKERS (5)

50 AKEEM DENT 6-1 250 6th season Georgia
Played in all 16 games (3 starts) in 2016...Tied for fifth on team with 7 special teams tackles...Led team with season-high 2 special teams tackles in Week 15 vs. JAX...Made first start of the season at the Jack linebacker position in Week 14 at IND...Played in 12 games (two starts) and registered 10 tackles (seven solo), two QB hits, one TFL and eight special teams tackles in 2015...Re-signed with the Texans in March 2015...Acquired in a trade from Atlanta on June 19, 2014...150 tackles and 2.5 sacks in his career.

52 BRIAN PETERS 6-4 240 2nd season Northwestern
Third on the team with 10 special teams tackles in 2016...Played in 12 games and inactive for four...Spent time in 2015 with the Vikings before signing with the Texans in September...Tied for the NFL lead with 17 special teams tackles in 2015...Played one season with the Arena Football League's Iowa Barnstormers (2012) before spending two seasons with the Canadian Football League's Saskatchewan Roughriders (2013-14), where he won a CFL title.

53 MAX BULLOUGH 6-3 245 2nd season Michigan State
Career-high 19 defensive tackles and 2 TFLs, to go along with 6 special teams tackles in 2016...Tied for team lead with 2 special teams tackles in Week 6 vs. IND...Career-high 5 solo tackles and 1 TFL in Week 1 vs. CHI...Signed to the Texans active roster on Sept. 30, 2015...Played in 13 games in 2015 (one start) and recorded 16 tackles (10 solo), one TFL and 14 special teams tackles...Career-high seven tackles (three solo) on defense and one tackle on special teams vs. Tennessee (11/1/15).

55 BENARDRICK MCKINNEY 6-4 260 2nd season Mississippi State
Led team and finished 11th in NFL with career-high 129 tackles in 2016...tackle total is the 8th-most in a season in Texans history...Also notched career-high 5.0 sacks...Only player in the NFL in 2016 and 2nd in Texans history with at least 100 tackles and 5.0 sacks in a season...Has posted four career 10-tackle games...Career-high 16 tackles and 1.0 sack in Week 3 at NE...Drafted by the Texans in the second round (43rd overall) in 2015.

56 BRIAN CUSHING 6-3 255 8th season USC
Played in 13 games and was inactive for two in 2016...Became Houston's all-time leading tackler in Week 14 at IND...Finished second on the team in 2016 with 65 tackles...Started all 16 games in 2015 and recorded a team-high 110 tackles...Led Houston in tackles in 2009, 2011 and 2015...9th in team history with 12.0 career sacks...17 career double-digit tackle games...AP All-Pro 2nd Team (2009, '11)...AP Defensive Rookie of the Year (2009)...Pro Bowl Selection (2010)...2011 Texans Team MVP...Drafted by the Texans with the 15th overall pick in the 2009 NFL Draft.

CORNERBACKS (5)

21 A.J. BOUYE 6-0 190 4th season Central Florida
Led team with a career-high 16 PDs in 2016...Also recorded career highs in tackles (62), sacks (1.0) and TFLs (2)...Tied a career-high with 3 PDs in Week 16 vs. CIN...Notched 1st INT of the season in Week 11 at OAK...Career-high 11 tackles and 2 PDs in Week 7 at DEN...3 PDs in Week 4 vs. TEN...First career sack in Week 1 vs. CHI...Played in 15 regular season games in 2015 (2 starts) and totaled 14 solo tackles, 6 PDs, 2 INTs and 2 ST tackles...Signed by the Texans on May 10, 2013 and re-signed as a restricted free agent in March 2016.

22 DENZEL RICE 6-0 196 2nd season Coastal Carolina
Led team with career-high 9 tackles in Week 17 at TEN...Signed to active roster from practice squad on Dec. 10...Made his season debut in Week 14 at IND...Signed to the practice squad on Oct. 19, 2016...Originally entered the NFL as a college free agent with the Philadelphia Eagles on May 2, 2015...Played four years at Coastal Carolina and twice earned All-Big South honors.

24 JOHNATHAN JOSEPH 5-11 185 11th season South Carolina
Has played in 156 career games (146 starts), recording 594 total tackles (508 solo), 159 passes defended, 26 interceptions, 7 forced fumbles and 6 fumble recoveries...Since entering the NFL in 2006, ranks first among active players in passes defended...Signed by the Texans as an unrestricted free agent on July 29, 2011...His 12 interceptions with the Texans rank third in franchise history...AP Second-Team All-Pro (2011)...Two-time Pro Bowl selection (2012, '13)...Led the Texans and set a single-season career-high with 22 passes defended in 2015, topping his previous best of 20 in 2006 and 2009 with Cincinnati.

25 KAREEM JACKSON 5-10 185 7th season Alabama
Returned an INT for a TD in Week 10 at JAX...Season-high 7 tackles in Week 3 at NE...2010 first-round pick who has started 94-of-100 games in his career...Tied for first in team history with 13 career interceptions...In 2015, played in 12 games (10 starts) and contributed with a career-high 58 tackles (52 solo), 6 passes defended, 2 INTs, including one returned for a TD, 1 forced fumble, 1 fumble recovery and 1 TFL...Third in team history with 61 career passes defended...Re-signed by the Texans on March 9, 2015.

32 ROBERT NELSON 5-10 170 2nd season Arizona State
Tied for team lead with career-high 11 special teams tackles in 2016...Intercepted Colts QB Andrew Luck in his first game of the season in Week 6 vs. IND...Signed to the active roster from the practice squad on Oct. 13...Spent most of 2015 on the Cardinals practice squad and active roster before being signed to the Texans practice squad in Dec. 2015...In 2014, appeared in 7 games for the Browns while playing mostly on special teams...Registered 73 tackles, nine interceptions and two fumble recoveries in 27 games (14 starts) in two seasons (2012-13) at Arizona State.

SAFETIES (5)

20 DON JONES 5-11 195 4th season Arkansas State
In 9 games with the Texans in 2016, tied for team lead with 11 special teams tackles...Recorded a season-high 3 special teams tackles, the second-highest total of his career, in Week 16 vs. CIN...Signed as a free agent on Oct. 19...Played in four games for Cleveland in 2016 before being waived on Oct. 4...In 56 career games, has totaled 40 special teams tackles and one forced fumble...Drafted by the Dolphins in the 7th round (250th overall) in 2013.

27 QUINTIN DEMPS 5-11 210 9th season Texas El-Paso
Career-high 6 INTs, which led all safeties and tied for 2nd in the NFL in 2016...Recorded an INT in last four games of the season...Started 13 games and inactive for 3 in 2016...Recorded back-to-back games with an INT and 2 passes defended for the first time in his career in Weeks 14-15...Led team with 7 tackles and first TFL of the year in Week 13 at GB...Notched a forced fumble in Week 2 vs. KC...5th season with the Texans (2010-12, 2015-16)...Previously played with Eagles (2008-09), Chiefs (2013) and Giants (2014)...Has 18 career interceptions and 15 since 2013...Recorded a career-high 61 tackles in 2015...Has played in 9 postseason games with 3 starts.

29 ANDRE HAL 5-10 195 3rd season Vanderbilt
Posted 2nd INT of the year in Week 14 at IND...Notched 1st sack of his career in Week 6 vs. IND...Recorded 2nd straight reg. season game with an INT in Week 1 vs. CHI...Played in all 16 games (11 starts) at safety in 2015 after transitioning from corner...Led the team with four interceptions, which tied for the 2nd-highest single-season total by a safety in Texans history...Also posted career highs with 34 tackles (26 tackles), 10 passes defended and 1 TFL...In his first career start at safety, recorded the first two INTs of his career, including one returned for a TD, at JAX (10/18/15).

SAFETIES CONT.

35 EDDIE PLEASANT 5-10 200 4th season **Oregon**
 Played in 14 games and inactive for 2 in 2016...Season-high 4 tackles in Week 17 at TEN...Notched first career TFL in Week 10 at JAX...Tied career-high with 2 passes defended in Week 5 at MIN...Played in all 16 games in 2015 and posted career highs in tackles (28), interceptions (2) and passes defended (6)...Enjoyed his first full season on the active roster in 2013 after spending the first 14 weeks of the 2012 season on the practice squad...Originally signed with the Texans on May 14, 2012.

43 COREY MOORE 6-2 200 1st season **Georgia**
 Played in all 16 games (8 starts) in 2016 and made 23 tackles (18 solo) and 3 PDs...1st career TFL in Week 13 at GB...Career-high 2 PDs in Week 8 vs. DET...Made first start of his career and tallied career-high 4 tackles in Week 6 vs. IND...Signed to the Texans practice squad on Sept. 8, 2015 and elevated to active roster on Dec. 29...Played in 12 games (6 starts) as a senior at Georgia in 2014, compiling 26 tackles (20 solo)...Recorded 2 career INTs in college and received the Erskine "Erk" Russell Football Scholarship.

SPECIALISTS (3)

8 NICK NOVAK (K) 6-0 200 9th season **Maryland**
 Scored 127 points on 35-of-41 (85.4%) FGs and 22-of-25 PATs in 2016...Set Texans single-season record for field goals made and finished fourth in points scored...Tied a career-high with 5 made field goals in Week 14 at IND...Made game-winning 33-yard field goal in overtime in Week 6 vs. IND...Tied a career-long with a 53-yard field goal in Week 4 vs. TEN...Scored 13 points in Week 2 vs. KC, his 5th straight reg. season game with 10-plus points...Signed by the Texans on Sept. 29, 2015...Connected on 18-of-21 FGs with a long of 51 yards (made 29-of-31 PATs) in 2015...Played for the Cowboys, Redskins, Cardinals, Chargers, Chiefs and Jets, as well as the Cologne Centurions and Florida Tuskers, before joining the Texans...Made two 50-plus-yard field goals in a game for the first time in his career vs. Jacksonville (1/3/16)...Has made 173-of-209 (82.8%) field goal attempts in his career.

9 SHANE LECHLER (P) 6-2 230 17th season **Texas A&M**
 Top career gross punting average in NFL history at 47.5...Fastest player in NFL history to reach 50,000 yards punting (1,051 punts) and is just 1-of-6 players with 50,000-plus yards punting...Six-time All-Pro (2000, 2003-04, 2008-10)...7-time Pro Bowler (2001, '04, '07-11)...Has played in 238 consecutive games, the longest active streak in the NFL...Ranks T-21st in NFL history with Tony Gonzales in career games played...Passed Brad Maynard (1,339) for the third-most career punts in NFL history...Passed P Sean Landeta (60,706) for the second-most career punting yards in the NFL since 1939...Signed by the Texans as an unrestricted free agent on March 23, 2013 after 13 seasons in Oakland...Set franchise record with 47.6 gross punting average in 2013.

46 JON WEEKS (LS) 5-10 250 7th season **Baylor**
 Has played in 112 consecutive career reg. season games (every game of his career), which is tied for the third-longest streak in Texans history...Has handled 1,064 extra point, field goal and punt snaps and has contributed with 23 special teams tackles...Named to the 2015 Pro Bowl...Has appeared in all four of Houston's playoff games...Signed with the Texans in 2010 and made the roster out of training camp...Signed a contract extension with the Texans on Sept. 7, 2015.

COMEBACK KIDS

On a night when The Band Perry performed their new song "Comeback Kid" at halftime, the Texans overcame a 14-point fourth-quarter deficit and scored two touchdowns in the final 2:37 of their Week 6 game against Indianapolis (10/16). Houston went on to defeat the Colts in overtime, 26-23, on Sunday Night Football.

In the fourth quarter and overtime, QB **Brock Osweiler** connected on 14-of-17 passes for 180 yards, two touchdowns, no interceptions and a 150.0 passer rating to complete the comeback. He found RB **Lamar Miller** and TE **C.J. Fiedorowicz** in the end zone in the fourth quarter, while K **Nick Novak** made the game-winning 33-yard field goal in overtime.

The 14-point deficit overcome tied for the fourth-largest margin in Texans history. Below are the largest comeback victories in franchise history:

LARGEST COMEBACK VICTORIES, TEXANS HISTORY

Deficit Overcome	Opponent	Date	Final
21	at San Diego	9/9/13	31-28
18	vs. Tennessee	11/28/04	31-21
17	at Washington	9/19/10	30-27 OT
14, five times, last:	vs. Indianapolis	10/16/16	26-23 OT

STARTING OFF STRONG

With a 9-7 record in 2016, the Texans tied their third-best single-season record in franchise history. They also posted their third-straight winning season for the first time in franchise history. Houston's 27-21 record since 2014 is the second-best record over a three-year span in team history.

BEST SINGLE-SEASON RECORDS, TEXANS HISTORY

Year	Record	Win %
2012	12-4	.750
2011	10-6	.625
2016	9-7	.563
2015	9-7	.563
2014	9-7	.563
2009	9-7	.563

BEST RECORDS OVER 3-YEAR PERIOD, TEXANS HISTORY

Years	Record	Win %
2010-12	28-20	.583
2014-16	27-21	.563
2007-09	25-23	.521
2011-13	24-24	.500

LIMITED CONNECTIVITY

Under Defensive Coordinator **Romeo Crennel** (2014-16), Houston ranks fourth in the NFL in opponent completion percentage (59.5).

LOWEST OPP. COMPLETION PERCENTAGE, 2014-16

Rk	Team	Opp. Comp.	Opp. Att.	Opp. Comp. %
1	Kansas City	1,017	1,750	58.1
2	Buffalo	990	1,672	59.2
3	Denver	1,049	1,766	59.4
4	Houston	1,008	1,694	59.5
5	Philadelphia	1,072	1,777	60.3

GET OFF THE FIELD

Houston led the NFL in third down defense in 2015 with a 28.5 percentage, which was the lowest single-season mark in franchise history by 4.5 percent. It was also the lowest opponent third down percentage by any NFL team since the 2003 Tennessee Titans (27.7%).

In 2016, Houston finished 11th in the NFL (38.5%) in third down percentage allowed. Under Defensive Coordinator **Romeo Crennel** (2014-16), the Texans lead the league in third down defense with a 33.6 percentage.

Below is a look at how the Texans rank among the rest of the NFL:

LOWEST OPP. 3RD DOWN PERCENTAGE, 2014-16


Rk	Team	Opp. Conv.	Opp. Att.	Opp. 3rd Down %
1	Houston	217	645	33.6
2	Denver	247	685	36.1
3	Los Angeles	242	658	36.8
4	Seattle	224	609	36.8
5	Arizona	241	644	37.4

LOWEST OPP. 3RD DOWN PERCENTAGE, SINGLE SEASON, TEXANS HISTORY

Rk	Year	Opp. Conv.	Opp. Att.	Opp. 3rd Down %
1	2015	61	214	28.5
2	2012	71	215	33.0
3	2014	74	218	33.9
4	2013	75	217	34.6
5	2002	83	234	35.5

DEFENSIVE PLAYER NOTES

TRIPLE-DIGIT TACKLER



CUSHING

In Week 14 at Indianapolis (12/11), ILB **Brian Cushing** became Houston's all-time leading tackler after he surpassed DeMeco Ryans (636). He has recorded 648 total tackles (416 solo) in his career and also has three 100-tackle seasons, which is tied for the second-most in franchise history.

Cushing topped 100 tackles in a season for the third time in his career in 2015. His 110 total tackles that year are the third-highest mark of his career and his highest since posting 114 stops in 2011.

Cushing has 19 career double-digit tackle games, including a career-high 17 in Week 3 at the New York Giants in 2014.

MOST CAREER TACKLES, TEXANS HISTORY

Player	Season	G	Total	Solo	Asst
Brian Cushing	2009-16 (8)	99	648	416	232
DeMeco Ryans	2006-11 (6)	86	636	479	157
Jamie Sharper	2002-04 (3)	48	442	300	142
Dunta Robinson	2004-09 (6)	84	396	332	64
Kareem Jackson	2010-16 (7)	99	394	340	54

K-JACK & J-JO ON PATROL



JACKSON

Since 2011, **Kareem Jackson** and **Johnathan Joseph** have served as Houston's starting cornerbacks. In that time, the duo has combined for 134 passes defended and 23 interceptions, five of which have been returned for touchdowns.

Since Jackson and Joseph have manned the corners, Texans opponents have the lowest completion percentage in the NFL at 57.1 and the second-lowest net yards passing per game at 211.0.

Their performances have allowed the pair to ascend some of the franchise's all-time lists. Joseph is first on the franchise's passes defended list with 83 and Jackson is third with 61. Jackson is tied for first and Joseph ranks third in franchise history with 13 and 12 interceptions, respectively. Jackson is the franchise's all-time leader with 310 return yards on interceptions, while Joseph is second with 279.



JOSEPH

MOST CAREER PASSES DEFENSED, TEXANS HISTORY

Player	Years	Gms	PD
Johnathan Joseph	2011-16 (6)	89	83
Dunta Robinson	2004-09 (6)	84	63
Kareem Jackson	2010-16 (7)	100	61
Marcus Coleman	2002-05 (4)	58	56
Glover Quin	2009-12 (4)	63	47

MOST CAREER INTERCEPTIONS, TEXANS HISTORY

Player	Years	Gms	Int	Yds	TD
Kareem Jackson	2010-16 (7)	100	13	310	3
Dunta Robinson	2004-09 (6)	84	13	162	1
Johnathan Joseph	2011-16 (6)	89	12	279	2
Marcus Coleman	2002-05 (4)	58	11	217	1
Aaron Glenn	2002-04 (3)	43	11	221	2

LEADS THE PD'S

CB **Johnathan Joseph** leads all NFL players with 159 passes defended since he began his career with Cincinnati in 2006.

MOST PASSES DEFENSED, 2006-16

Player, Tms	G	PD
Johnathan Joseph, Cin-Hou	156	159
Dominique Rodgers-Cromartie, Ari-Phi-Den-NYG	138	143
Darrelle Revis, NYJ-TB-NE-NYJ	140	137
Tramon Williams, GB-Cle	154	130
Asante Samuel, NE-Phi-Atl	113	127

HIGH FIVE

CB **Johnathan Joseph** set a single-season career-high and ranked fourth in the NFL with 22 passes defended in 2015. He also tied a single-game career-high with five passes defended in Week 3 against Tampa Bay (9/27/15). The last time he recorded that many was against Baltimore on Nov. 8, 2009 while he played for Cincinnati. Joseph's five passes defended also tied for the second-most in a single game in Texans history.

MOST PASSES DEFENSED BY JOSEPH IN A SEASON

Rk	Year	PDs
1	2015	22
2t	2006	20
2t	2009	20
4	2013	16
5t	2007	15
5t	2011	15

MOST PASSES DEFENSED IN A SINGLE GAME, TEXANS HISTORY

Rk	Player	Date	PDs
1	Aaron Glenn	9/8/02	6
2t	Johnathan Joseph	9/27/15	5
2t	Aaron Glenn	12/19/04	5
2t	Glover Quin	11/28/10	5
2t	Kenny Wright	9/28/03	5

NO MERCI



MERCILUS

After not posting a sack in the first five weeks of the 2015 season, OLB **Whitney Mercilus** ranks fourth in the NFL with 19.5 in his last 26 regular season games. Counting Houston's 2015 AFC Wild Card game in which he notched 3.0 sacks, Mercilus has 22.5 sacks in his last 27 games.

With 2.0 sacks in this year's season-opening victory over Chicago, Mercilus recorded multiple sacks in three straight games, including the postseason, and was the only player in the NFL to accomplish the feat over that span. For his Week 1 performance, Mercilus was named AFC Defensive Player of the Week.

MOST SACKS IN NFL SINCE WEEK 6 OF 2015 SEASON, REGULAR SEASON

Player	Team	Games	Sacks
Khalil Mack	Oakland	27	23.0
Von Miller	Denver	27	21.5
Chandler Jones	New England-Arizona	27	20.5
Whitney Mercilus	Houston	26	19.5
Cliff Avril	Seattle	27	18.5
Danielle Hunter	Minnesota	28	18.5
Cameron Wake	Miami	19	18.5

THREE'S COMPANY



HOPKINS

WR **DeAndre Hopkins** has posted the most receptions, receiving yards and touchdowns through the first four seasons of a player's career in Texans history. He ranks tied for first in 100-yard receiving games through as many seasons to start a career.

MOST RECEPTIONS IN FIRST FOUR SEASONS, TEXANS HISTORY

Player	Seasons	Rec.
DeAndre Hopkins	2013-16	317
Andre Johnson	2003-06	311
Owen Daniels	2006-09	207

MOST REC. YARDS IN FIRST FOUR SEASONS, TEXANS HISTORY

Player	Seasons	Yds
DeAndre Hopkins	2013-16	4,487
Andre Johnson	2003-06	3,953
Owen Daniels	2006-09	2,501

MOST REC. TOUCHDOWNS IN FIRST FOUR SEASONS, TEXANS HISTORY

Player	Seasons	TDs
DeAndre Hopkins	2013-16	23
Andre Johnson	2003-06	17
Owen Daniels	2006-09	15

MOST 100-YARD REC. GAMES IN FIRST FOUR SEASONS, TEXANS HISTORY

Player	Seasons	Gms
DeAndre Hopkins	2013-16	13
Andre Johnson	2003-06	13
Owen Daniels	2006-09	3
Arian Foster	2009-12	3

KEEPIN' IT 100

WR **DeAndre Hopkins** became the second player in franchise history to record four consecutive 100-yard receiving games when he did so in Weeks 3-6 of 2015. He also became the second player with back-to-back 10-catch, 100-yard games in Weeks 5-6 of 2015. Below is a look at the longest streaks of 100-yard receiving games and 10-catch, 100-yard receiving games in team history:

MOST CONSECUTIVE 100-YARD RECEIVING GAMES, TEXANS HISTORY

Player	Dates	Games
DeAndre Hopkins	9/27/15-10/18/15	4
Andre Johnson	10/5/08-10/26/08	4
Andre Johnson	9/9/07-11/18/07	3
10 occasions, last: Will Fuller, 9/11/16-9/18/16		2

MOST CONSECUTIVE 10-CATCH, 100-YARD RECEIVING GAMES, TEXANS HISTORY

Player	Dates	Games
Andre Johnson	10/12/08-10/26/08	3
DeAndre Hopkins	10/8/15-10/18/15	2
Andre Johnson	12/30/12-9/9/13	2

HOP AT THE TOP

WR **DeAndre Hopkins** finished among the best in the NFL in several offensive categories in 2015:

MOST RECEIVING YARDS IN NFL, 2015

Player	Team	Rec. Yds
Julio Jones	Atlanta	1,871
Antonio Brown	Pittsburgh	1,834
DeAndre Hopkins	Houston	1,521

MOST RECEPTIONS IN NFL, 2015

Player	Team	Rec.
Julio Jones	Atlanta	136
Antonio Brown	Pittsburgh	136
DeAndre Hopkins	Houston	111

MOST RECEIVING TOUCHDOWNS IN NFL, 2015

Player	Team	Rec. TDs
Doug Baldwin	Seattle	14
Brandon Marshall	New York Jets	14
Allen Robinson	Jacksonville	14
Odell Beckham	New York Giants	13
Tyler Eifert	Cincinnati	13
Eric Decker	New York Jets	12
DeAndre Hopkins	Houston	11
Rob Gronkowski	New England	11
Jordan Reed	Washington	11

MOST THIRD-DOWN RECEPTIONS IN NFL, 2015

Player	Team	Rec.
Antonio Brown	Pittsburgh	42
Odell Beckham	New York Giants	31
DeAndre Hopkins	Houston	30
Delanie Walker	Tennessee	30

MOST SCRIMMAGE YARDS IN NFL, 2015

Player	Team	Rush Yds	Rec. Yds	Scrimm. Yds
Julio Jones	Atlanta	0	1,871	1,871
Antonio Brown	Pittsburgh	28	1,834	1,862
Adrian Peterson	Minnesota	1,485	222	1,707
Doug Martin	Tampa Bay	1,402	271	1,673
Devonta Freeman	Atlanta	1,061	578	1,639
DeAndre Hopkins	Houston	0	1,521	1,521

MOST FIRST DOWNS IN NFL, 2015

Player	Team	Rush FDs	Rec. FDs	Total FDs
Julio Jones	Atlanta	0	93	93
Devonta Freeman	Atlanta	67	21	88
Antonio Brown	Pittsburgh	1	84	85
DeAndre Hopkins	Houston	0	83	83

CLIMBING THE CHARTS

WR **DeAndre Hopkins** finished the 2015 campaign ranked in the top five receiving seasons in franchise history. He recorded the most touchdowns in a season (11), while ranking third in receptions (111) and fourth in receiving yards (1,521). Hopkins posted six 100-yard receiving games in 2015, which tied for the second-most such games in franchise history. Hopkins became the first player in NFL history to notch a 100-yard receiving performance with four different starting quarterbacks in a season.

MOST REC. TOUCHDOWNS IN A SEASON, TEXANS HISTORY

Rk	Player	Season	Rec. TDs
1	DeAndre Hopkins	2015	11
2	Andre Johnson	2009	9
3t	Four occasions		8

MOST RECEPTIONS IN A SEASON, TEXANS HISTORY

Rk	Player	Season	Rec.
1	Andre Johnson	2008	115
2	Andre Johnson	2012	112
3	DeAndre Hopkins	2015	111

MOST RECEIVING YARDS IN A SEASON, TEXANS HISTORY

Rk	Player	Season	Rec. Yds
1	Andre Johnson	2012	1,598
2	Andre Johnson	2008	1,575
3	Andre Johnson	2009	1,569
4	DeAndre Hopkins	2015	1,521

MOST 100-YD RECEIVING GAMES IN A SEASON, TEXANS HISTORY

Rk	Player	Season	Games
1	Andre Johnson	2008	8
2t	DeAndre Hopkins	2015	6
2t	Four other occasions		6

MOST MULTIPLE-TOUCHDOWN GAMES IN A SEASON, TEXANS HISTORY

Player	Season	Games
DeAndre Hopkins	2015	3
Andre Johnson	2009	3
Three other players		2

MOST POINTS SCORED IN A GAME BY A WIDE RECEIVER, TEXANS HISTORY

Player	Date	Points
Andre Johnson	11/3/13	18
DeAndre Hopkins	9/13/15	14
18 times, most recent: N. Washington, 10/25/15		12

HOP TO 100

Hopkins has 13 career 100-yard games, including a career-high six in 2015. The Texans are 7-6 when he reaches the 100-yard mark.

HOPKINS' 100-YARD RECEIVING GAMES, CAREER

Date	Opp.		Rec	Yds	Avg	Lg	TD
9/9/13	Ten	W	7	117	16.7	28	1
9/21/14	at NYG	L	6	116	19.3	49	0
10/20/14	at Pit	L	6	108	18.0	32	0
11/2/14	Phi	L	6	115	19.2	45	1
11/30/14	Ten	W	9	238	26.4	58t	2
9/27/15	TB	W	8	101	12.6	29	1
10/4/15	at Atl	L	9	157	17.4	28	0
10/8/15	Ind	L	11	169	15.4	34	0
10/18/15	at Jax	W	10	148	14.8	29	2
11/22/15	NYJ	W	5	118	23.6	61t	2
12/27/15	at Ten	W	7	117	16.7	44	1
9/18/16	KC	W	7	113	16.1	35	1
1/1/17	at Ten	L	7	123	17.6	51	0

AT AN EARLY AGE

WR **DeAndre Hopkins** has registered 317 receptions for 4,487 yards and 23 touchdowns in 64 career games (all starts) since joining the Texans as a first-round draft pick in 2013.

In Week 11 against the New York Jets (11/22/15), Hopkins became the third-youngest player in NFL history to reach 200 career catches and 3,000 career receiving yards, doing so when he was 23 years, 169 days old. Below are the only two players in NFL history who accomplished those feats at a younger age than Hopkins:

YOUNGEST NFL PLAYERS TO REACH 200 CAREER CATCHES

Larry Fitzgerald (Arizona, 2004-06) - 23 years, 87 days old
David Boston (Arizona, 1999-2001) - 23 years, 126 days old
DeAndre Hopkins (Houston, 2013-15) - 23 years, 169 days old

YOUNGEST NFL PLAYERS TO REACH 3,000 CAREER REC. YARDS

Larry Fitzgerald (Arizona, 2004-06) - 23 years, 108 days old
David Boston (Arizona, 1999-2001) - 23 years, 118 days old
DeAndre Hopkins (Houston, 2013-15) - 23 years, 169 days old

Hopkins reached each of those milestones in the fewest amount of games played in Texans history, doing so in his 42nd career game. Andre Johnson held the previous record to 200 catches at 43 games, while it took Johnson 48 games to reach 3,000 yards receiving. **Hopkins also became the second player in NFL history (Isaac Bruce, 1995) to post at least 1,500 receiving yards and 10 touchdowns at age 23 or younger.**

NOT YOUR AVERAGE JOE

WR **DeAndre Hopkins** holds the best career yards per catch average in franchise history at 14.1, bettering Andre Johnson's mark of 13.4 yards per reception from 2003-14.

HIGHEST CAREER RECEIVING AVERAGE, TEXANS HISTORY (MIN. 200 RECEPTIONS)

Rk	Player	Years	Rec.	Yds.	Avg.
1	DeAndre Hopkins	2013-16	317	4,487	14.2
2	Andre Johnson	2003-14	1,012	13,597	13.4
3	Kevin Walter	2006-12	326	4,083	12.5
4	Owen Daniels	2006-13	385	4,617	12.0
5	Arian Foster	2009-15	249	2,268	9.1

MR. OCTOBER

In the month of October in 2015, WR **DeAndre Hopkins** caught 36 passes for 524 yards and two touchdowns, while posting three straight 100-yard receiving games from Weeks 4-6. Those totals rank among the best in franchise history for the month:

MOST RECEIVING YARDS IN A SINGLE OCTOBER, TEXANS HISTORY

Player	Season	Rec.Yds
Andre Johnson	2008	593
DeAndre Hopkins	2015	524
Andre Johnson	2004	425

MOST RECEPTIONS IN A SINGLE OCTOBER, TEXANS HISTORY

Player	Season	Rec.
Andre Johnson	2008	41
DeAndre Hopkins	2015	36
Andre Johnson	2006	35
Andre Johnson	2004	31
Kevin Walter	2007	30

ONE OF THE ALL-TIME GREATS



Texans P **Shane Lechler** has posted some of the best career and single-season numbers in NFL history. Lechler is the NFL's all-time leader in gross punting average (47.5) and has posted three of the top eight single-season punting averages in NFL history.

LECHLER

NFL ALL-TIME GROSS PUNTING AVERAGE

(Min. 250 Punts)

Player	Seasons	Punt	Blk	Yds	Avg	TB	In20	Lg
Shane Lechler	2000-16	1,352	5	64,171	47.5	173	437	80
Thomas Morstead	2009-16	467	1	21,928	47.0	39	158	70
Johnny Hekker	2012-16	434	1	20,367	46.9	20	166	78
Sam Martin	2013-16	282	1	13,226	46.9	21	99	72
Marquette King	2013-16	357	3	16,671	46.7	27	128	72

Lechler is the only punter to average more than 50.0 yards per punt in two separate seasons, doing so in 2009 (51.1) and 2011 (50.8) with Oakland.

NFL SINGLE-SEASON GROSS PUNTING AVERAGE

Player	Yr Tm	Punt	Blk	Yds	Avg	TB	In20	Lg
Sammy Baugh	1940 Was	35	-	1,799	51.4	-	-	85
Shane Lechler	2009 Oak	96	0	4,909	51.1	12	30	70
Andy Lee	2011 SF	78	1	3,970	50.9	9	28	68
Shane Lechler	2011 Oak	78	0	3,960	50.8	9	27	80
Brandon Fields	2012 Mia	74	0	3,715	50.2	9	29	67

In 2009, Lechler posted the third-best net punting average in NFL history at 43.9.

NFL SINGLE-SEASON NET PUNTING AVERAGE

Player	Yr Tm	Punt	Blk	Yds	Avg	TB	In20	Lg
Johnny Hekker	2013 StL	78	0	3,609	44.2	4	19	64
Andy Lee	2011 SF	78	1	3,970	44.0	9	28	68
Shane Lechler	2009 Oak	96	0	4,909	43.9	12	30	70
Johnny Hekker	2015 StL	96	0	4,601	43.7	6	41	68
Sam Koch	2014 Bal	60	0	2,595	43.3	4	26	73

Lechler has punted in 238 consecutive games, tops among active punters. He also leads all active punters with 1,352 career punts, which ranks third all-time.

LECHLER AND THE LONG BALL

P **Shane Lechler** set a franchise record with a 71-yard punt in Week 6 against Indianapolis in 2014. It was the 12th punt of 70 yards or more in his career, the most in the NFL since 1991.

MOST PUNTS OF 70-PLUS YARDS SINCE 1991

Player	70-Yarders
Shane Lechler	12
Jon Ryan	8
Craig Hentrich	7
Andy Lee	7
Brian Moorman	6
Dustin Colquitt	6
Todd Sauerbrun	6

AT SECOND GLANCE

P **Shane Lechler** set a franchise record and posted the eighth-best single-game gross punt average in NFL history in Week 10 of 2013 at Arizona at 58.9 on seven punts. **It was the highest single-game average ever for someone who punted seven-or-more times in a game.**

NFL SINGLE-GAME PUNT AVERAGE (7-or-more punts)

Player	Date	Tm	Opp	Punt	Avg
Shane Lechler	11/10/13	Hou	Ari	7	58.9
Johnny Hekker	10/4/12	StL	Ari	7	56.9
Shane Lechler	9/20/09	Oak	KC	7	56.9
Brad Nortman	11/24/13	Car	Mia	7	56.7
Marquette King	1/1/17	Oak	Den	8	56.5

Lechler also became the sixth player in NFL history to reach 50,000 punting yards against Arizona. He did so on his 1,052nd punt, 99 punts fewer than it took the next fastest player to do so, **Sean Landeta**.

FEWEST PUNTS TO REACH 50,000 PUNT YARDS

Player	Seasons	Punts
Shane Lechler	2000-14 (15)	1,052
Sean Landeta	1985-05 (21)	1,151
Chris Gardocki	1991-06 (16)	1,169
Lee Johnson	1985-02 (18)	1,175
Brad Maynard	1997-11 (15)	1,191
Jeff Feagles	1988-09 (22)	1,199

PLAYERS WITH MORE THAN 50,000 YARDS PUNTING

Player	Seasons (Yrs)	G	Punt	Blk	Yds	Avg
Jeff Feagles	1988-09 (22)	352	1,713	12	71,211	41.6
Shane Lechler	2000-16 (17)	270	1,352	5	64,171	47.5
Sean Landeta	1985-05 (21)	284	1,401	6	60,706	43.3
Brad Maynard	1997-11 (15)	238	1,339	5	56,021	41.8
Lee Johnson	1985-02 (18)	259	1,226	6	51,979	42.4
Chris Gardocki	1991-06 (16)	244	1,177	0	50,336	42.8

ON THE ALL-TIME CHARTS

STATISTIC	Mark	Rank	Next Ahead of Lechler
Games Played	270	T-21	Norm Johnson, 273
Punts	1,352	3	Sean Landeta, 1,401
Yards Punting	64,171	2	Jeff Feagles, 71,211
Punting Average	47.5	1	--
Inside the 20 (since 1976)	437	3	Brad Maynard, 439
Net Punt Yards	52,886	2	Jeff Feagles, 61,964
Net Average	39.0	18	Brandon Fields, 39.1

SO HOW LONG IS THAT?

P **Shane Lechler** has accumulated **64,171** yards punting in his career. So how long is that?

36.46 miles

Or 83.3 percent of the 43.75 miles from NRG Stadium to East Bernard High School in East Bernard, Texas, Lechler's alma mater, according to Mapquest.com.

BOOMING PUNTS

P **Shane Lechler** averaged 47.5 gross yards per punt in 2016, which is the second-highest single-season average in Houston Texans history.

Below is a look at how Lechler's numbers this year rank in franchise history:

HIGHEST PUNTING AVERAGE IN A SINGLE SEASON, TEXANS HISTORY (MIN. 40 PUNTS)

Player	Season	G	Punt	Blk	Yds	Avg	TB	In20	Lg
Shane Lechler	2013	16	88	0	4,189	47.6	7	34	65
Shane Lechler	2016	16	72	0	3,423	47.5	3	30	62
Shane Lechler	2015	16	95	0	4,497	47.3	10	24	64
Donnie Jones	2012	16	88	0	4,150	47.2	5	28	66
Shane Lechler	2014	16	83	1	3,847	46.3	10	27	71

MOST PUNTS INSIDE THE 20-YARD LINE IN A SEASON, TEXANS HISTORY

Player	Season	In20
Chad Stanley	2002	36
Chad Stanley	2003	36
Shane Lechler	2013	34
Shane Lechler	2016	30

MOST PUNTING YARDS IN A SEASON, TEXANS HISTORY

Player	Season	Yards
Chad Stanley	2002	4,720
Shane Lechler	2015	4,497
Shane Lechler	2013	4,189
Donnie Jones	2012	4,150
Chad Stanley	2003	4,028
Shane Lechler	2014	3,847
Shane Lechler	2016	3,423

MOST PUNTS IN A SEASON, TEXANS HISTORY

Player	Season	Punts
Chad Stanley	2002	114
Chad Stanley	2003	97
Shane Lechler	2015	95
Donnie Jones	2012	88
Shane Lechler	2013	88
Shane Lechler	2014	83
Chad Stanley	2005	77
Chad Stanley	2006	76
Chad Stanley	2004	73
Shane Lechler	2016	72

LECHLER EARNS PLAYER OF THE WEEK HONORS

The NFL named Houston Texans P **Shane Lechler** the AFC Special Teams Player of the Week following his performance in the team's 20-13 victory over the Detroit Lions in Week 8.

Lechler punted four times for 203 yards, averaging 50.8 gross yards per punt. Detroit's average starting field position following his four punts was on their own 13-yard line. Lechler averaged 49.5 net yards per punt, which led the NFL in Week 8 (min. 4 punts). He also pinned 3-of-4 punts inside the 20-yard line, which tied for the second-highest total in the league that week. Playing in his 262nd career game, Lechler tied Ray Brown for the 27th-most games played in NFL history.

This is the first time Lechler has earned Player of the Week honors as a Texan and fourth in his career. It is also the 38th time a Houston Texan has been named Player of the Week in franchise history. It is the 13th time Houston has won the AFC Special Teams Player of the Week award in team history and second this season (WR Will Fuller V, Week 4).

2017 NFL IMPORTANT DATES

JANUARY

- 2 Earliest permissible date for clubs to renegotiate or extend the rookie contract of a drafted rookie who was selected in any round of the 2014 NFL Draft. Any permissible renegotiated or extended player contract will not be considered a rookie contract, and will not be subject to the rules that limit rookie contracts.
- 2 Option exercise period begins for Fifth-Year Option for First-Round Selections from the 2014 NFL Draft. To exercise the option, the club must give written notice to the player on or after January 2, 2017, but prior to May 3, 2017.
- 7-8 Wild Card Playoffs.
- 8 Assistant coaches under contract to playoff clubs that have byes in the Wild Card weekend may be interviewed for head coaching positions through the conclusion of the Wild Card games.
- 14-15 Divisional Playoffs.
- 15 Assistant coaches under contract to playoff clubs that won their Wild Card games may be interviewed for head coaching positions through the conclusion of Divisional Playoff games.
- 16 Deadline for college players that are underclassmen to apply for special eligibility. A list of players who are accepted into the NFL Draft will be transmitted to clubs on January 20.
- 21 East-West Shrine Game, Tropicana Field, St. Petersburg, Fla.
- 22 AFC and NFC Championship Games.
- 28 Senior Bowl, Ladd-Peebles Stadium, Mobile, Alabama.
- 29 NFL Pro Bowl, Camping World Stadium, Orlando, Florida.
- 29 An assistant coach, whose team is participating in the Super Bowl, who has previously interviewed for another club's head coaching job may have a second interview with such club no later than the Sunday preceding the Super Bowl.

FEBRUARY

- 5 Super Bowl LI, NRG Stadium, Houston, Texas.
- 6 Waiver system begins for 2017.
- 28 NFL Scouting Combine, Lucas Oil Stadium, Indianapolis, Ind.

MEDIA INFORMATION

HOUSTON TEXANS COMMUNICATIONS STAFF



AMY PALCIC
Senior Director of
Communications



BRETT MAIKOWSKI
Communications
Manager



OMAR MAJZOUB
Communications
Coordinator



ALLIE LECLAIR
Corporate Communications
Coordinator



NATHAN EDWARDS
Communications Intern



KATIE KARSH
Corporate Communications
Intern

CONTACTING THE TEXANS COMMUNICATIONS STAFF

Staff Member	Email Address	Office Phone
Amy Palcic	amy.palcic@houstontexans.com	832-667-2220
Brett Maikowski	brett.maikowski@houstontexans.com	832-667-2037
Omar Majzoub	omar.majzoub@houstontexans.com	832-667-2241
Allie LeClair	allie.leclair@houstontexans.com	832-667-2050
Nathan Edwards	nathan.edwards@houstontexans.com	832-667-2282
Katie Karsh	katie.karsh@houstontexans.com	832-667-2085

Texans on Twitter: @TexansPR

Texans Media Site: <http://media.houstontexans.com>

Texans Media Guide & Game Releases: <http://Texans.1stRoundMediaGroup.com>

HOUSTON TEXANS MEDIA GUIDE

The complete 2016 Houston Texans Media Guide is available online at <http://Texans.1stRoundMediaGroup.com>.

Player bios and the Houston Texans record books are updated weekly during the season and are electronically distributed to media, as well as made available online at the Houston Texans media website.

The online version has been improved and is available in PDF format, allowing media to print, copy and paste information in an easier fashion. Player bios will be updated following each game, as will the roster, history and records sections. PDF versions of the media guide are available online as well.

HOUSTON TEXANS SHARE SITE

The Texans launched a new version of the FTP site in 2016 and will upload B-roll and clips of video interviews on a consistent basis. If you would like to be added to the email list, members of which receive emails whenever new content is uploaded, please contact Communications Coordinator **Omar Majzoub** at omar.majzoub@houstontexans.com.

PRESS RELEASES

The Texans' weekly press releases, as well as other news and information on the club, can be accessed on the team's official website at <http://www.houstontexans.com> or in the media section at <http://media.houstontexans.com>. Members of the media can also access league information from the NFL's media site at <http://www.nflcommunications.com>. The NFL's official web site address is <http://www.NFL.com>.

TRANSCRIPTS

The Texans communications staff sends out transcripts of press conferences, open locker room interviews, and postgame interviews during the season. To be added to the Texans email list, please contact Communications Coordinator **Omar Majzoub** at omar.majzoub@houstontexans.com. All transcripts will also be posted on the Houston Texans media website at <http://media.houstontexans.com>.

INTERVIEW REQUESTS

ALL INTERVIEW REQUESTS FOR HOUSTON TEXANS EXECUTIVES, COACHES AND PLAYERS SHOULD GO THROUGH THE TEXANS COMMUNICATIONS DEPARTMENT.

Requests for Founder, Chairman and Chief Executive Officer **Bob McNair**, Executive Vice President of Football Operations and General Manager **Rick Smith**, Head Coach **Bill O'Brien** or DE **J.J. Watt** should be sent to the attention of Senior Director of Communications **Amy Palcic**. Her e-mail address is amy.palcic@houstontexans.com and office phone is (832) 667-2220.

For media requesting Texans players, please send your request to **Brett Maikowski** at brett.maikowski@houstontexans.com or call his office phone at (832) 667-2037.

CREDENTIAL REQUESTS

For all credential requests, please log on to <http://media.houstontexans.com> and click on the 'Credentials' tab on the left side of the page.

Please contact Communications Coordinator **Omar Majzoub** (omar.majzoub@houstontexans.com; (832) 667-2241) or Corporate Communications Coordinator **Allie LeClair** (allie.leclair@houstontexans.com; (832) 667-2050) with any questions or concerns.

@TEXANS PR

For up-to-the second updates, notes and a variety of other information on the Houston Texans, follow the Texans on Twitter: **@TexansPR**. Get all press releases, transcripts, game information, updated bios and more.

LIVE SHOTS

Live shots on NRG Park property must be set up through the Texans Communications Department in conjunction with SMG. Please contact **Omar Majzoub** (omar.majzoub@houstontexans.com; (832) 667-2241) before setting up a live shot. Locations will be set up through the communications department. Please give the Texans 12 hours to ensure proper set up.

GAMEDAY

NFL network television partners and Texans media partners will be given priority for live shots at NRG Stadium. Television stations are allowed to shoot live at NRG Stadium until one hour before kickoff. Please get permission from Texans Communications 48 hours before the game in order to shoot live.

NFL network television partners and Texans media partners are the only broadcast entities permitted to shoot live from inside NRG Stadium in the hour following the conclusion of the game. All other entities are not permitted to shoot live or transmit live programming from inside NRG Stadium until one hour after the conclusion of the game.

Live shots and live streaming for transmission are NOT PERMITTED from the Texans post-game locker room for any entity.

MEDIA WORKROOM

Following Texans practice and availability, media should head to the media workroom located on the service level at NRG Stadium across from the Texans' locker room. Phones, Texans information, NFL news releases and other information are available. Wireless service will be available in the media workroom.

During practice, media should park in the Teal Lot located on Murworth, across from NRG Stadium in front of the Houston Methodist Training Center. Media can walk over from practice to the media workroom where a Houston Texans communications staff member will let them into the building at the West VIP entrance. If the door is locked, call Omar Majzoub at (713) 553-8223.

REMOTE BROADCASTS

All television stations airing live newscasts should set up at the south end of field one (lighted) or next to the Houston Methodist Training Center, with satellite truck parking available in the Teal Lot. Each station is responsible for its own power. Please contact the Houston Texans communications department before doing a live broadcast following practices.

For radio stations wishing to broadcast from Texans Training Camp, please contact the Houston Texans communications staff.

DIRECTIONS AND PARKING

From Bush International Airport: Take US 59 South to HWY TX-288 South (Lake Jackson/ Freeport). Follow HWY TX-288 to I-610 West. Exit Kirby Drive (Exit 1C) and turn right. Follow Kirby Drive two blocks and NRG Stadium will be on the right and the practice facility on the left. Turn left on Murworth Drive and media parking is in the Teal parking lot located on the right at the practice facility.

From Houston Hobby Airport: Take Airport Boulevard East to Monroe Road. Make a left on Monroe Road and proceed to I-45 North. Make a left onto I-45 North and proceed to I-610 West. Take I-610 to Kirby Drive (Exit 1C). Turn right onto Kirby. Follow Kirby Drive two blocks and NRG Stadium will be on the right and the practice facility on the left. Turn left on Murworth Drive and media parking is in the Teal parking lot located on the right at the practice facility.

From the East: Take I-610 westbound to the Kirby Drive Exit (Exit 1C). Turn right on Kirby Drive. Follow Kirby Drive two blocks and NRG Stadium will be on the right and the practice facility on the left. Turn left on Murworth Drive and media parking is in the Teal parking lot located on the right at the practice facility.

From the West: Take I-610 eastbound to the Kirby Drive Exit (Exit 1C). Turn left on Kirby Drive. Follow Kirby Drive two blocks and NRG Stadium will be on the right and the practice facility on the left. Turn left on Murworth Drive and media parking is in the Teal parking lot located on the right at the practice facility.

TEXANS TV & RADIO LINEUP

	Monday	Tuesday	Wednesday	Thursday	Friday	Saturday	Sunday	
6:00 am								
6:30 am								
7:00 am								
7:30 am								
8:00 am	Texans Monday							
8:30 am								Texans Gameday
9:00 am						Texans Countdown presented by FCL Dental	Texans Gameday	Countdown Live (10-11 a.m.)
9:30 am								
10:00 am								Texans Pre-Game**
10:30 am								
11:00 am								Texans Pre-Game
11:30 am								
12:00 pm								
12:30 pm								
1:00 pm								
1:30 pm								
2:00 pm								
2:30 pm	O'Brien Press Conf.						Texans Post Game	
3:00 pm								
3:30 pm								Texans Wrap Live
4:00 pm								
4:30 pm								Texans Post Game (1 hr after game)
5:00 pm	Bill O'Brien Show							
5:30 pm								
6:00 pm	Texans All Access	Fuddruckers Texans Players Show	Texans All Access	Texans Huddle	Texans Weekly			
6:30 pm						Texans Extra Points		
7:00 pm		Texans All Access		Texans All Access (6-8 p.m.)	Texans All Access (6-8 p.m.)			
7:30 pm								
8:00 pm		Texans Replay with John Harris						
8:30 pm								
9:00 pm								
9:30 pm								
10:00 pm						Primer y Diez (10:15)		
10:30 pm	O'Brien Press Conference Re-air					Texans Buzz	Inside The Game (10:35 p.m.)	
11:00 pm								
11:30 pm								

 Texans Radio on SportsRadio610 AM
  FOX Sports Southwest
  ESPN Deportes Radio
  Telemundo
  KTRK - ABC 13
  KPRC - NBC 2

TEXANS TV & RADIO LINEUP

NETWORK TV

Network	Show	Show Day	Show Time
KTRK	Inside The Game	Sunday	11-11:30 p.m.
KTRK	Texans Extra Points	Saturday	6:30-7 p.m.
KTRK	Texans Buzz	Saturday	10:35-11:05 p.m.
KPRC	Texans Gameday	Sunday	8:30-9 a.m.
Telemundo	Primero y Diez	Saturday	10:15-10:30 p.m.

TEXANS CABLE TV

Network	Show	Show Day	Show Time
FSSW	Texans Countdown Live	Gameday	2 Hours – 1 Hour prior to every game
FSSW	Texans Wrap Live	Gameday	Immediately following every game
FSSW	Bill O'Brien Press Conference	Monday	2:30-3 p.m.; re-air 10:30-11 p.m.
FSSW	Texans Huddle	Thursday	6-6:30 p.m.
FSSW	Texans Weekly	Friday	6-6:30 p.m.

Network	Show	Show Day	Show Time
SportsRadio 610	Texans Monday	Monday	8-10 a.m.
SportsRadio 610	Bill O'Brien Show	Monday	5-6 p.m.
SportsRadio 610	Texans All Access	Monday – Friday	6-8 p.m. (Except for Mon & Thu due to MNF & TNF)
SportsRadio 610	Fuddruckers Texans Players Show	Tuesday	6-7 p.m.
SportsRadio 610	Texans Replay w/ John Harris	Tuesday	8-9 p.m.
SportsRadio 610	Texans Game Plan	Friday	12-2 p.m.
SportsRadio 610	Texans Countdown	Gameday	3 Hours Prior to Kickoff
SportsRadio 610	Texans Gameday	Gameday	In-Game
SportsRadio 610	Texans Post Game	Gameday	3 Hours Following Each Game

TEXANS SPANISH RADIO

Network	Show	Show Day	Show Time
ESPN Deportes 1180 AM	Texans Weekly	Tuesday	6-7 p.m.
ESPN Deportes 1180 AM	Texans Pre-Game	Gameday	1 Hour Prior to Kickoff
ESPN Deportes 1180 AM	Texans Gameday	Gameday	In-Game
ESPN Deportes 1180 AM	Texans Post Game	Gameday	Half Hour Following Each Game

OTHER PLACES TO SEE & HEAR THE TEXANS

Texans radio affiliates also carry the following Texans shows at various times each week before 11 p.m. that Wednesday.

- Bill O'Brien Show
- Fuddruckers Texans Players Show
- Texans Replay

Additional radio programming in Austin and San Antonio.

Austin – KVET 1300 AM The Zone

- Marc Vandermeer segment every Tuesday at 4:45 p.m.

San Antonio – KZDC 1250 AM ESPN Radio

- Marc Vandermeer segment every Tuesday at 5 p.m.

Stations carrying the Houston Texans "Inside the Game" weekly show that airs live in Houston every Sunday during the season (and possible postseason) from 10:35 p.m. – 11:05 p.m. on KTRK ABC-13.

Station	Airtime
Abilene KXVA FOX 15	Sundays 11–11:30 p.m.
Austin KVUE ABC 24	Mondays 1–1:30 a.m.
Beaumont KJAC NBC 12.2	Sundays 11-11:30 p.m.
Bryan/CS MYTX 23.2	Mondays 5:30-6 p.m.
Midland/Odessa KPEJ FOX 24	Sundays 11-11:30 p.m.
San Angelo KIDY FOX 6	Sundays 11-11:30 p.m.
San Antonio KSAT ABC 12	Sundays 11-11:30 p.m.
Tyler KFXK FOX 51	Sundays 11:30 p.m.–12 a.m.
Waco/Temple MYTX 6.2	Mondays 5:30-6 p.m.

TEXANS TV & RADIO AFFILIATES

TEXANS ENGLISH TV, RADIO AFFILIATES

HOUSTON TEXANS 2016 TV AFFILIATES

City	Channel	Station (Network)
Houston, TX	13	KTRK (ABC)
Abilene, TX	15	KXVA (FOX)
Austin, TX	24	KVUE (ABC)
Beaumont, TX	6	KFDM (CBS)
Bryan/College Station, TX	23	KAGS (NBC)
Corpus Christi, TX	10	KZTV (CBS)
El Paso, TX	4	KDBC (CBS)
Harlingen, TX	4	KGBT (CBS)
Midland/Odessa, TX	24	KPEJ (FOX)
San Angelo, TX	6	KIDY (FOX)
San Antonio, TX	4	WOAI (NBC)
Tyler, TX	56	KETK (NBC)
Victoria, TX	33	KQZY (Ind.)
Waco, TX	6	KCEN (NBC)

HOUSTON TEXANS 2016 RADIO AFFILIATES

City	Frequency	Call Letters
Abilene, TX	92.5 FM	KMWX
Alpine, TX	1240 AM	KVLF
Amarillo, TX	940 AM	KIXZ
Athens, TX	1410 AM	KLVQ
Austin, TX	1300 AM	KVET
Beaumont, TX	1450/1510 AM	KIKR/KBED
Big Spring, TX	1400 AM	KBYG
Brenham, TX	1280 AM	KWHI
Bryan, TX	1150 AM	KZNE
Carthage, TX	1590 AM	KGAS
College Station, TX	1150 AM	KZNE
Corpus Christi, TX	1230 AM	KSIX
Crockett, TX	93.5 FM	KBPC
Henderson, TX	1470 AM	KWRD
Houston, TX	610 AM/100.3 FM	KILT-AM/FM
Kalispell, MT	1240 AM	KSAM
Levelland, TX	1230 AM	KLVT
Liberty, TX	99.9 FM	KSHN
Livingston, TX	92.3 FM	KETX
Lubbock, TX	98.1 FM	KKCL
Lufkin, TX	1260 AM	KSML
Marshall, TX	1450 AM/103.9 FM	KMHT
McAllen, TX	102.1 FM	KBUC
Midland, TX	550 AM	KCRS
Nacogdoches, TX	1260 AM	KSML
Odessa, TX	550 AM	KCRS
Orange, TX	1600 AM	KOGT
San Angelo, TX	1260 AM	KKSA
San Antonio, TX	1250 AM/94.5 FM	KZDC
Shreveport, LA	100.7 FM	KRMD
Tyler, TX	1410 AM	KLVQ
Waco, TX	101.3 FM	KLRK

TEXANS SPANISH RADIO AFFILIATES

HOUSTON TEXANS 2016 SPANISH RADIO AFFILIATES

City	Frequency	Call Letters
El Paso, TX / Cd. Juarez	970 AM	XEJ-AM
Guadalajara	700 AM	XEDKR-AM
Houston, TX	1180 AM	KGOL-AM
Mexico City	690 AM	XEN-AM
Monterrey	1540 AM	XESTN-AM
San Antonio, TX	103.1 FM	KHHL-FM

SIMULCAST OF SUNDAY, OCT. 16 GAME

City	Frequency	Call Letters
Guadalajara	1120 AM	XEUNO-AM
Mexico City	92.1 FM	XHRED
Monterrey	630 AM	XEFB-AM

SIMULCAST OF MONDAY, NOV. 21 GAME

City	Frequency	Call Letters
El Paso, TX / Cd. Juarez	99.1 FM	XHEPR-FM
Guadalajara	94.7 FM	XHDK-FM
Mexico City	92.1 FM	XHRED-FM
Monterrey	630 AM	XEFB-AM
Monterrey	104.5 FM	XHMF-FM

2016 NFL STANDINGS / RESULTS

2016 FINAL REGULAR SEASON NFL STANDINGS

AMERICAN FOOTBALL CONFERENCE

East Division

Team	W	L	T	Pct	PF	PA	Home	Away	Conf	Div	Streak
z-New England Patriots	14	2	0	.875	441	250	6-2-0	8-0-0	11-1-0	5-1-0	Won 7
x-Miami Dolphins	10	6	0	.625	363	380	6-2-0	4-4-0	7-5-0	4-2-0	Lost 1
Buffalo Bills	7	9	0	.438	399	378	4-4-0	3-5-0	4-8-0	1-5-0	Lost 2
New York Jets	5	11	0	.313	275	409	2-6-0	3-5-0	4-8-0	2-4-0	Won 1

North Division

Team	W	L	T	Pct	PF	PA	Home	Away	Conf	Div	Streak
y-Pittsburgh Steelers	11	5	0	.688	399	327	6-2-0	5-3-0	9-3-0	5-1-0	Won 7
Baltimore Ravens	8	8	0	.500	343	321	6-2-0	2-6-0	7-5-0	4-2-0	Lost 2
Cincinnati Bengals	6	9	1	.406	325	315	4-3-1	2-6-0	5-7-0	3-3-0	Won 1
Cleveland Browns	1	15	0	.063	264	452	1-7-0	0-8-0	1-11-0	0-6-0	Lost 1

South Division

Team	W	L	T	Pct	PF	PA	Home	Away	Conf	Div	Streak
y-Houston Texans	9	7	0	.563	279	328	7-1-0	2-6-0	7-5-0	5-1-0	Lost 1
Tennessee Titans	9	7	0	.563	381	378	5-3-0	4-4-0	6-6-0	2-4-0	Won 1
Indianapolis Colts	8	8	0	.500	411	392	4-4-0	4-4-0	5-7-0	3-3-0	Won 1
Jacksonville Jaguars	3	13	0	.188	318	400	2-6-0	1-7-0	2-10-0	2-4-0	Lost 1

West Division

Team	W	L	T	Pct	PF	PA	Home	Away	Conf	Div	Streak
y-Kansas City Chiefs	12	4	0	.750	389	311	6-2-0	6-2-0	9-3-0	6-0-0	Won 2
x-Oakland Raiders	12	4	0	.750	416	385	6-2-0	6-2-0	9-3-0	3-3-0	Lost 1
Denver Broncos	9	7	0	.563	333	297	5-3-0	4-4-0	6-6-0	2-4-0	Won 1
San Diego Chargers	5	11	0	.313	410	423	3-5-0	2-6-0	4-8-0	1-5-0	Lost 5

NATIONAL FOOTBALL CONFERENCE

East Division

Team	W	L	T	Pct	PF	PA	Home	Away	Conf	Div	Streak
z-Dallas Cowboys	13	3	0	.813	421	306	7-1-0	6-2-0	9-3-0	3-3-0	Lost 1
x-New York Giants	11	5	0	.688	310	284	7-1-0	4-4-0	8-4-0	4-2-0	Won 1
Washington Redskins	8	7	1	.531	396	383	4-4-0	4-3-1	6-6-0	3-3-0	Lost 1
Philadelphia Eagles	7	9	0	.438	367	331	6-2-0	1-7-0	5-7-0	2-4-0	Won 2

North Division

Team	W	L	T	Pct	PF	PA	Home	Away	Conf	Div	Streak
y-Green Bay Packers	10	6	0	.625	432	388	6-2-0	4-4-0	8-4-0	5-1-0	Won 6
x-Detroit Lions	9	7	0	.563	346	358	6-2-0	3-5-0	7-5-0	3-3-0	Lost 3
Minnesota Vikings	8	8	0	.500	327	307	5-3-0	3-5-0	5-7-0	2-4-0	Won 1
Chicago Bears	3	13	0	.188	279	399	3-5-0	0-8-0	3-9-0	2-4-0	Lost 4

South Division

Team	W	L	T	Pct	PF	PA	Home	Away	Conf	Div	Streak
y-Atlanta Falcons	11	5	0	.688	540	406	5-3-0	6-2-0	9-3-0	5-1-0	Won 4
Tampa Bay Buccaneers	9	7	0	.563	354	369	4-4-0	5-3-0	7-5-0	4-2-0	Won 1
New Orleans Saints	7	9	0	.438	469	454	4-4-0	3-5-0	6-6-0	2-4-0	Lost 1
Carolina Panthers	6	10	0	.375	369	402	4-4-0	2-6-0	5-7-0	1-5-0	Lost 2

West Division

Team	W	L	T	Pct	PF	PA	Home	Away	Conf	Div	Streak
y-Seattle Seahawks	10	5	1	.656	354	292	7-1-0	3-4-1	6-5-1	3-2-1	Won 1
Arizona Cardinals	7	8	1	.469	418	362	4-3-1	3-5-0	6-5-1	4-1-1	Won 2
Los Angeles Rams	4	12	0	.250	224	394	1-7-0	3-5-0	3-9-0	2-4-0	Lost 7
San Francisco 49ers	2	14	0	.125	309	480	1-7-0	1-7-0	2-10-0	2-4-0	Lost 1

x - Clinched Playoff Spot; y - Clinched Division; z - Clinched Home Field

NFL WEEK 17 RESULTS

SUNDAY, JAN. 1

Baltimore Ravens	10
Cincinnati Bengals	27
Jacksonville Jaguars	20
Indianapolis Colts	24
New England Patriots	35
Miami Dolphins	14
Chicago Bears	10
Minnesota Vikings	38
Buffalo Bills	10
New York Jets	30
Dallas Cowboys	13
Philadelphia Eagles	27
Cleveland Browns	24
Pittsburgh Steelers	OT 27
Carolina Panthers	16
Tampa Bay Buccaneers	17
Houston Texans	17
Tennessee Titans	24
New Orleans Saints	32
Atlanta Falcons	38
Oakland Raiders	6
Denver Broncos	24
Arizona Cardinals	44
Los Angeles Rams	6
Kansas City Chiefs	37
San Diego Chargers	27
Seattle Seahawks	25
San Francisco 49ers	23
New York Giants	19
Washington Redskins	10
Green Bay Packers	31
Detroit Lions	24
Bye Weeks: None	

JANUARY

- 6 Signed DE **Devon Still** to reserve/future contract.
- 11 Signed nine players to reserve/future contracts: G **Karim Barton**, C **Dalton Freeman**, RB **Kenny Hilliard**, WR **Josh Lenz**, CB **Robert Nelson**, DE **Dan Pettinato**, OLB **Gerald Rivers**, TE **Eric Tomlinson** and OLB **Tony Washington**.
- 22 Hired **Larry Izzo** as special teams coordinator, **Sean Ryan** as wide receivers coach and **Anthony Weaver** as defensive line coach.

MARCH

- 3 Released RB **Arian Foster**, TE **Garrett Graham** and S **Rahim Moore**.
- 7 Signed G **Jeff Adams** and CB **Charles James** to contract extensions.
- 9 Re-signed unrestricted free agents T **Chris Clark**, P **Shane Lechler** and K **Nick Novak** and free agent S **Eddie Pleasant**.
- 11 Signed unrestricted free agents G **Jeff Allen**, C **Tony Bergstrom**, RB **Lamar Miller** and QB **Brock Osweiler**.
- 11 Made qualifying offers to restricted free agents CB **A.J. Bouye** and OLB **John Simon**.
- 16 Signed unrestricted free agent S **Antonio Allen**.
- 18 Re-signed free agent RB **Jonathan Grimes**.
- 28 Re-signed restricted free agent CB **A.J. Bouye**.

APRIL

- 1 Re-signed unrestricted free agent QB **Brandon Weeden**.
- 6 Signed restricted free agent OLB **John Simon**.
- 7 Re-signed unrestricted free agent S **Quintin Demps**.
- 18 Released QB **Brian Hoyer** and waived QB **B.J. Daniels**.
- 28 Selected WR **Will Fuller V** in the first round of the 2016 NFL Draft.
- 29 Selected C **Nick Martin** in the second round and WR **Braxton Miller** in the third round of the 2016 NFL Draft.
- 30 Selected RB **Tyler Ervin** in the fourth round and S **K.J. Dillon** and NT **D.J. Reader** in the fifth round of the 2016 NFL Draft.

MAY

- 6 Signed 15 college free agents: TE **Stephen Anderson**, K **Ka'imi Fairbairn**, DE **Joel Heath**, WR **Tevin Jones**, DE **Ufomba Kamalu**, OLB **Eric Lee**, CB **Richard Leonard**, WR **Richard Mullaney**, ILB **Shakeel Rashad**, OLB **Brennan Scarlett**, CB **Duke Thomas**, T **Arturo Uzdevinis**, FB **Soma Vainuku**, CB **Cleveland Wallace III** and WR **Wendall Williams**.
- 6 Signed three draft picks: S **K.J. Dillon**, RB **Tyler Ervin** and NT **D.J. Reader**.
- 10 Signed college free agent ILB **Ryan Langford** and waived OLB **Eric Lee**.
- 12 Signed college free agent OLB **Eric Lee**.
- 13 Signed draft pick C **Nick Martin**.
- 26 Signed draft pick WR **Braxton Miller**.
- 31 Placed G **David Quessenberry** on Reserve/Non-Football Illness list.

JUNE

- 14 Claimed CB **Terrance Mitchell** off waivers.
- 28 Signed draft pick WR **Will Fuller V**.

JULY

- 20 Signed college free agent DT **Ra'Zahn Howard** and waived/injured CB **Richard Leonard**.
- 21 CB **Richard Leonard** reverted to the Texans' Reserve/Injured list.
- 25 Signed free agent WR **Quenton Bundrage** and waived WR **Richard Mullaney**.

- 25 Placed OLB **Brennan Scarlett** on the Active/Non-Football Injury list.
- 25 Placed five players on the Active/Physically Unable to Perform list: T **Jeff Adams**, S **Lonnie Ballentine**, T **Duane Brown**, CB **Cleveland Wallace III** and DE **J.J. Watt**.
- 30 Placed WR **DeAndre Hopkins** on the Reserve/Did Not Report list.
- 31 T **Jeff Adams** passed his physical and returned to practice.
- 31 WR **DeAndre Hopkins** was granted reinstatement to the active list from the Reserve/Did Not Report list.

AUGUST

- 2 CB **Cleveland Wallace III** passed his physical and returned to practice.
- 3 Signed undrafted free agent T **Matt Pierson** and waived CB **Cleveland Wallace III**.
- 11 Waived CB **Richard Leonard** from Reserve/Injured with an injury settlement.
- 16 Signed free agent DE **Alex Carrington** and waived/injured FB **Soma Vainuku**.
- 17 FB **Soma Vainuku** reverted to the Reserve/Injured list.
- 18 OLB **Brennan Scarlett** passed his physical and returned to practice.
- 23 Released DE **Alex Carrington** from the active roster.
- 30 Waived seven players from the active roster: DT **Ra'Zahn Howard**, WR **Tevin Jones**, ILB **Ryan Langford**, WR **Josh Lenz**, T **Matt Pierson**, OLB **Carlos Thompson** and T **Arturo Uzdevinis**.
- 30 Waived DE **Jeffrey Pagan** from the active roster with an injury settlement.
- 30 Waived/injured OLB **Gerald Rivers** and CB **Duke Thomas**.
- 30 Placed three players on Reserve/Injured: S **Kurtis Drummond**, K **Ka'imi Fairbairn** and C **Nick Martin**.
- 30 Placed S **Lonnie Ballentine** on Reserve/Physically Unable to Perform.
- 31 OLB **Gerald Rivers** and CB **Duke Thomas** reverted to the Reserve/Injured list.

SEPTEMBER

- 3 Waived 18 players from the active roster: T **Jeff Adams**, G **Karim Barton**, WR **Quenton Bundrage**, ILB **Reshard Cliett**, TE **Anthony Denham**, DE **Brandon Dunn**, RB **Kenny Hilliard**, RB **Akeem Hunt**, DE **Ufomba Kamalu**, OLB **Eric Lee**, T **Andrew McDonald**, CB **Terrance Mitchell**, CB **Robert Nelson**, DE **Dan Pettinato**, ILB **Shakeel Rashad**, G **Chad Slade**, TE **Eric Tomlinson** and WR **Wendall Williams**.
- 3 Waived/injured C **Dalton Freeman** and OLB **Tony Washington Jr.** from the active roster
- 3 Released S **Antonio Allen** and WR **Cecil Shorts III** from the active roster.
- 3 Moved T **Duane Brown** and DE **J.J. Watt** from the Active/Physically Unable to Perform list to the active roster.
- 4 C **Dalton Freeman** and OLB **Tony Washington Jr.** reverted to the Reserve/Injured list.
- 4 Signed eight players to the practice squad: WR **Quenton Bundrage**, RB **Akeem Hunt**, DE **Ufomba Kamalu**, OLB **Eric Lee**, CB **Robert Nelson**, ILB **Shakeel Rashad**, G **Chad Slade** and TE **Eric Tomlinson**.
- 4 DE **J.J. Watt** passed his physical.
- 5 Signed T **Joseph Cheek** and DE **Brandon Dunn** to the practice squad.
- 7 Waived CB **Duke Thomas** from Reserve/Injured with an injury settlement.

- 12 Waived C **Dalton Freeman** from Reserve/Injured with an injury settlement.
- 13 Waived FB **Soma Vainuku** from Reserve/Injured.
- 28 Signed free agent DE **Antonio Smith** to the active roster.
- 28 Placed DE **J.J. Watt** on Reserve/Injured.

OCTOBER

- 5 Signed DE **Brandon Dunn** to the active roster from the practice squad.
- 5 Placed DE **Devon Still** on Reserve/Injured
- 5 Signed DE **Dan Pettinato** to the practice squad.
- 13 Signed CB **Robert Nelson** to the active roster from the practice squad.
- 13 Waived DE **Brandon Dunn** from the active roster.
- 15 Signed DE **Brandon Dunn** to the practice squad.
- 19 Signed free agent S **Don Jones** to the active roster.
- 19 Signed DE **Brandon Dunn** to the active roster from the practice squad.
- 19 S **Lonnie Ballentine** returned to practice.
- 19 Placed S **K.J. Dillon** and OLB **Brennan Scarlett** on Reserve/Injured.
- 19 Signed CB **Denzel Rice** to the practice squad.
- 22 Activated S **Lonnie Ballentine** from the Reserve/Physically Unable to Perform list.
- 22 Placed CB **Kevin Johnson** on Reserve/Injured.
- 26 Signed free agent T **Jeff Adams** to the active roster.
- 26 Placed T **Derek Newton** on Reserve/Injured.
- 27 Signed free agent G **Josh Walker** to the practice squad.
- 27 Released T **Joseph Cheek** from the practice squad.

NOVEMBER

- 7 Signed free agent TE **RaShaun Allen** to the practice squad.
- 7 Waived T **Jeff Adams** from the active roster.
- 8 Signed G **Josh Walker** to the active roster from the practice squad.
- 8 Signed free agent WR **Wendall Williams** to the practice squad.
- 8 Placed WR **Quenton Bundrage** on the Practice Squad; Injured list.
- 9 Signed free agent T **Jeff Adams** to the practice squad.
- 12 Signed RB **Akeem Hunt** to the active roster from the practice squad.
- 12 Placed S **Lonnie Ballentine** on Reserve/Injured.
- 15 Signed free agent RB **Kenny Hilliard** to the practice squad.
- 26 Signed DE **Ufomba Kamalu** to the active roster from the practice squad.
- 26 Waived DE **Brandon Dunn** from the active roster.
- 29 Signed free agent DE **Brandon Dunn** to the practice squad.

DECEMBER

- 5 Claimed CB **Al-Hajj Shabazz** off waivers.
- 5 Waived CB **Charles James** from the active roster.
- 10 Signed CB **Denzel Rice** to the active roster from the practice squad.
- 10 Placed WR **Jaeden Strong** on Reserve/Injured.
- 13 Signed WR **Wendall Williams** to the active roster from the practice squad.
- 13 Placed WR **Braxton Miller** on Reserve/Injured.
- 14 Signed two free agents to the practice squad: T **Laurence Gibson** and WR **Tevin Jones**.

- 15 OLB **Brennan Scarlett** returned to practice and remained on the Reserve/Injured; Designated for Return list.
- 17 Activated OLB **Brennan Scarlett** from the Reserve/Injured; Designated for Return list.
- 17 Waived CB **Al-Hajj Shabazz** from the active roster.

2017

JANUARY

- 2 Signed P **Cory Carter** to reserve/future contract.

ALPHA ROSTER (as of Jan. 2)

NO.	NAME	POS	HT	WT	AGE	NFL EXP	COLLEGE	HIGH SCHOOL HOMETOWN	2016 Season GP-GS-DNP-IA
78	Aboushi, Oday	G	6-5	315	25	4	Virginia	Brooklyn, N.Y.	4-3-1-11
79	Allen, Jeff	G	6-4	325	26	5	Illinois	Chicago, Ill.	14-14-0-2
89	Anderson, Stephen	TE	6-2	235	23	R	California	San Jose, Calif.	13-0-0-3
68	Bergstrom, Tony	C	6-5	310	30	5	Utah	Salt Lake City, Utah	15-0-1-0
28	Blue, Alfred	RB	6-2	225	25	3	LSU	Boutte, La.	14-2-0-2
21	Bouye, A.J.	CB	6-0	190	25	4	Central Florida	Tucker, Ga.	15-11-0-1
76	Brown, Duane	T	6-4	315	31	9	Virginia Tech	Richmond, Va.	12-12-0-4
53	Bullough, Max	ILB	6-3	245	24	2	Michigan State	Traverse City, Mich.	16-3-0-0
74	Clark, Chris	T	6-5	305	31	7	Southern Miss.	New Orleans, La.	16-14-0-0
90	Clowney, Jadeveon	DE	6-5	270	23	3	South Carolina	Rock Hill, S.C.	14-14-0-2
95	Covington, Christian	DE	6-2	305	23	2	Rice	Vancouver, B.C., Canada	16-5-0-0
56	Cushing, Brian	ILB	6-3	255	29	8	Southern California	Park Ridge, N.J.	13-13-0-3
27	Demps, Quintin	S	5-11	210	31	9	Texas-El Paso	San Antonio, Texas	13-13-0-3
50	Dent, Akeem	ILB	6-1	250	29	6	Georgia	Atlanta, Ga.	16-3-0-0
34	Ervin, Tyler	RB	5-10	185	23	R	San Jose State	San Bernardino, Calif.	12-0-1-3
87	Fiedorowicz, C.J.	TE	6-5	265	25	3	Iowa	Johnsburg, Ill.	15-15-0-1
15	Fuller V, Will	WR	6-0	180	22	R	Notre Dame	Philadelphia, Pa.	14-13-1-1
84	Griffin, Ryan	TE	6-6	265	26	4	Connecticut	Londonerry, N.H.	16-5-0-0
41	Grimes, Jonathan	RB	5-10	210	27	4	William & Mary	Palmyra, N.J.	10-0-0-6
29	Hal, Andre	S	5-10	195	24	3	Vanderbilt	Port Allen, La.	15-11-1-0
93	Heath, Joel	DE	6-6	300	23	R	Michigan State	Cincinnati, Ohio	12-6-0-4
10	Hopkins, DeAndre	WR	6-1	215	24	4	Clemson	Central, S.C.	16-16-0-0
33	Hunt, Akeem	RB	5-10	200	23	2	Purdue	Covington, Ga.	8-0-0-0
25	Jackson, Kareem	CB	5-10	185	28	7	Alabama	Macon, Ga.	14-13-0-2
20	Jones, Don	S	5-11	195	26	4	Arkansas State	Town Creek, Ala.	13-0-0-1
24	Joseph, Johnathan	CB	5-11	185	32	11	South Carolina	Rock Hill, S.C.	13-11-0-3
97	Kamalu, Ufomba	DE	6-6	295	24	R	Miami (Fla.)	Fayetteville, Ga.	4-1-0-2
63	Lamm, Kendall	T	6-6	310	24	2	Appalachian State	Charlotte, N.C.	15-2-1-0
9	Lechler, Shane	P	6-2	230	40	17	Texas A&M	East Bernard, Texas	16-0-0-0
65	Mancz, Greg	C	6-4	310	23	2	Toledo	Cincinnati, Ohio	16-16-0-0
55	McKinney, Benardrick	ILB	6-4	260	24	2	Mississippi State	Tunica, Miss.	16-16-0-0
59	Mercilus, Whitney	OLB	6-4	265	26	5	Illinois	Akron, Ohio	15-15-0-1
26	Miller, Lamar	RB	5-10	220	25	5	Miami (Fla.)	Miami, Fla.	14-14-0-2
43	Moore, Corey	S	6-2	200	23	1	Georgia	Griffin, Ga.	16-8-0-0
12	Mumphery, Keith	WR	6-0	210	24	2	Michigan State	Vienna, Ga.	11-3-0-5
32	Nelson, Robert	CB	5-10	170	26	2	Arizona State	Lakeland, Fla.	11-0-0-0
8	Novak, Nick	K	6-0	200	35	9	Maryland	Charlottesville, Va.	16-0-0-0
17	Osweller, Brock	QB	6-8	235	26	5	Arizona State	Coeur d'Alene, Idaho	15-14-1-0
52	Peters, Brian	ILB	6-4	240	28	2	Northwestern	Pickerington, Ohio	12-0-0-4
35	Pleasant, Eddie	S	5-10	200	28	4	Oregon	Compton, Calif.	14-0-0-2
45	Prosch, Jay	FB	6-1	255	24	3	Auburn	Mobile, Ala.	15-1-0-1
98	Reader, D.J.	NT	6-3	335	22	R	Clemson	Greensboro, N.C.	16-7-0-0
22	Rice, Denzel	CB	6-0	196	23	2	Coastal Carolina	Winston-Salem, N.C.	3-0-0-1
3	Savage, Tom	QB	6-4	230	26	3	Pittsburgh	Springfield, Pa.	3-2-11-2
57	Scarlett, Brennan	OLB	6-4	260	23	R	Stanford	Portland, Ore.	7-0-0-2
51	Simon, John	OLB	6-1	260	26	4	Ohio State	Youngstown, Ohio	11-5-0-5
94	Smith, Antonio	DE	6-3	290	35	12	Oklahoma State	Oklahoma City, Okla.	13-0-0-0
71	Su'a-Filo, Xavier	G	6-4	320	25	3	UCLA	American Fork, Utah	16-15-0-0
73	Walker, Josh	G	6-5	328	25	2	Middle Tennessee St.	Spring City, Tenn.	1-0-2-5
5	Weeden, Brandon	QB	6-4	230	33	5	Oklahoma State	Oklahoma City, Okla.	0-0-2-14
46	Weeks, Jon	LS	5-10	250	30	7	Baylor	Bethpage, N.Y.	16-0-0-0
75	Wilfork, Vince	NT	6-2	325	35	13	Miami (Fla.)	Boynton Beach, Fla.	15-15-0-1
82	Williams, Wendall	WR	5-10	185	26	R	Cumberlands	Syracuse, N.Y.	3-0-0-0

Practice Squad (10)

70	Adams, Jeff	T	6-6	315	27	3	Columbia	Berwyn, Ill.	0-0-0-1
88	Allen, RaShaun	TE	6-4	250	26	2	Southern University	Cleveland, Ohio	0-0-0-0
92	Dunn, Brandon	DE	6-2	310	24	2	Louisville	Louisville, Ky.	2-0-0-3
64	Gibson, Laurence	T	6-6	305	25	1	Virginia Tech	Fort Bragg, N.C.	0-0-0-0
38	Hilliard, Kenny	RB	5-11	225	25	1	LSU	Patterson, La.	0-0-0-0
85	Jones, Tevin	WR	6-2	225	24	R	Memphis	Amory, Miss.	0-0-0-0
47	Lee, Eric	OLB	6-3	260	22	R	South Florida	Daphne, Ala.	0-0-0-0
96	Pettinato, Dan	DE	6-4	290	24	1	Arizona	Grass Valley, Calif.	0-0-0-0
42	Rashad, Shakeel	ILB	6-2	240	22	R	North Carolina	Jacksonville, Fla.	0-0-0-0
62	Slade, Chad	G	6-5	315	24	2	Auburn	Moody, Ala.	0-0-0-0

Reserve/Injured (13)

39	Ballentine, Lonnie	S	6-3	225	23	3	Memphis	Memphis, Tenn.	2-0-0-0
36	Dillon, K.J.	S	6-0	200	22	R	West Virginia	Apopka, Fla.	5-0-0-1
23	Drummond, Kurtis	S	6-1	200	24	2	Michigan State	Masury, Ohio	0-0-0-0
7	Fairbairn, Ka'imi	K	6-0	190	22	R	UCLA	Kailua, Hawaii	0-0-0-0
30	Johnson, Kevin	CB	6-0	185	24	2	Wake Forest	Clarksville, Md.	6-3-0-0
66	Martin, Nick	C	6-4	300	23	R	Notre Dame	Indianapolis, Ind.	0-0-0-0
13	Miller, Braxton	WR	6-1	205	24	R	Ohio State	Springfield, Ohio	10-6-0-3
72	Newton, Derek	T	6-6	315	29	6	Arkansas State	Utica, Miss.	6-6-1-0
48	Rivers, Gerald	OLB	6-2	250	26	2	Mississippi	Ellenwood, Ga.	0-0-0-0
91	Still, Devon	DE	6-5	305	27	4	Penn State	Camden, N.J.	3-0-0-1
11	Strong, Jaelen	WR	6-2	205	22	2	Arizona State	Philadelphia, Pa.	8-2-0-4
49	Washington Jr., Tony	OLB	6-4	255	24	1	Oregon	West Los Angeles, Calif.	0-0-0-0
99	Watt, J.J.	DE	6-5	295	27	6	Wisconsin	Pewaukee, Wisc.	3-3-0-0

Reserve/Non-Football Illness (1)

77	Quessenberry, David	G	6-5	306	26	4	San Jose State	Encinitas, Calif.	0-0-0-0
----	---------------------	---	-----	-----	----	---	----------------	-------------------	---------

Practice Squad; Injured (1)

14	Bundrage, Quenton	WR	6-2	195	25	R	Iowa State	Palmetto, Fla.	0-0-0-0
----	-------------------	----	-----	-----	----	---	------------	----------------	---------

COACHING ROSTER

COACH	POSITION
Bill O'Brien	Head Coach
Romeo Crennel	Defensive Coordinator
George Godsey	Offensive Coordinator
Larry Izzo	Special Teams Coordinator
Brian Bell	Assistant Strength and Conditioning
Jim Bernhardt	Director of Football Research
Shane Bowen	Defensive Assistant
John Butler	Secondary
Doug Colman	Assistant Special Teams
Mike Devlin	Offensive Line
Craig Fitzgerald	Head Strength and Conditioning
Ian Jones	Assistant Strength and Conditioning
Tim Kelly	Assistant Offensive Line/Offensive Quality Control
Will Lawing	Defensive Quality Control
Charles London	Running Backs
Anthony Midget	Assistant Secondary
Pat O'Hara	Offensive Assistant
John Perry	Tight Ends
Sean Ryan	Wide Receivers
Mike Vrabel	Linebackers
Anthony Weaver	Defensive Line

PRONUNCIATION GUIDE

PLAYER	PRONUNCIATION
Oday Aboushi	OH-day ah-BOO-she
Lonnie Ballentine	Bal-en-TINE
A.J. Bouye	boy-YAY
Jadeveon Clowney	juh-DEV-ee-on
Ka'imi Fairbairn	kuh-EE-me fair-bear-IN
C.J. Fiedorowicz	feh-DOR-uh-wits
DeAndre Hopkins	D-Andre
Ufomba Kamalu	a-FOM-ba ka-MA-lu
Greg Mancz	MANTS
Whitney Mercilus	MER-sih-lus
Jay Prosch	PRAWSH
Xavier Su'a-Filo	SOO-ah-fee-lo

PARTICIPATION KEY

GP	Games Played
GS	Games Started
DNP	Did Not Play
IA	Inactive

NUMERIC ROSTER (as of Jan. 2)

NO.	NAME	POS	HT	WT	AGE	NFL EXP	COLLEGE	HIGH SCHOOL HOMETOWN	HOW ACQUIRED
3	Tom Savage	QB	6-4	230	26	3	Pittsburgh	Springfield, Pa.	D4-'14
5	Brandon Weeden	QB	6-4	230	33	5	Oklahoma State	Oklahoma City, Okla.	W-'15 (DAL)
8	Nick Novak	K	6-0	200	35	9	Maryland	Charlottesville, Va.	FA-'15
9	Shane Lechler	P	6-2	230	40	17	Texas A&M	East Bernard, Texas	UFA-'13 (OAK)
10	DeAndre Hopkins	WR	6-1	215	24	4	Clemson	Central, S.C.	D1-'13
12	Keith Mumphery	WR	6-0	210	24	2	Michigan State	Vienna, Ga.	D5-'15
15	Will Fuller V	WR	6-0	180	22	R	Notre Dame	Philadelphia, Pa.	D1-'16
17	Brock Osweiler	QB	6-8	235	26	5	Arizona State	Coeur d'Alene, Idaho	UFA-'16 (DEN)
20	Don Jones	S	5-11	195	26	4	Arkansas State	Town Creek, Ala.	FA-'16
21	A.J. Bouye	CB	6-0	190	25	4	Central Florida	Tucker, Ga.	CFA-'13
22	Denzel Rice	CB	6-0	196	23	2	Coastal Carolina	Winston-Salem, N.C.	FA-'16
24	Johnathan Joseph	CB	5-11	185	32	11	South Carolina	Rock Hill, S.C.	UFA-'11 (CIN)
25	Kareem Jackson	CB	5-10	185	28	7	Alabama	Macon, Ga.	D1-'10
26	Lamar Miller	RB	5-10	220	25	5	Miami (Fla.)	Miami, Fla.	UFA-'16 (MIA)
27	Quintin Demps	S	5-11	210	31	9	Texas-El Paso	San Antonio, Texas	FA-'15
28	Alfred Blue	RB	6-2	225	25	3	LSU	Boutte, La.	D6b-'14
29	Andre Hal	S	5-10	195	24	3	Vanderbilt	Port Allen, La.	D7a-'14
32	Robert Nelson	CB	5-10	170	26	2	Arizona State	Lakeland, Fla.	FA-'15
33	Akeem Hunt	RB	5-10	200	23	2	Purdue	Covington, Ga.	FA-'15
34	Tyler Ervin	RB	5-10	185	23	R	San Jose State	San Bernardino, Calif.	D4-'16
35	Eddie Pleasant	S	5-10	200	28	4	Oregon	Compton, Calif.	CFA-'12
41	Jonathan Grimes	RB	5-10	210	27	4	William & Mary	Palmyra, N.J.	FA-'13
43	Corey Moore	S	6-2	200	23	1	Georgia	Griffin, Ga.	CFA-'15
45	Jay Prosch	FB	6-1	255	24	3	Auburn	Mobile, Ala.	D6c-'14
46	Jon Weeks	LS	5-10	250	30	7	Baylor	Bethpage, N.Y.	FA-'10
50	Akeem Dent	ILB	6-1	250	29	6	Georgia	Atlanta, Ga.	T-'14 (ATL)
51	John Simon	OLB	6-1	260	26	4	Ohio State	Youngstown, Ohio	FA-'14
52	Brian Peters	ILB	6-4	240	28	2	Northwestern	Pickerington, Ohio	FA-'15
53	Max Bullough	ILB	6-3	245	24	2	Michigan State	Traverse City, Mich.	CFA-'14
55	Benardrick McKinney	ILB	6-4	260	24	2	Mississippi State	Tunica, Miss.	D2-'15
56	Brian Cushing	ILB	6-3	255	29	8	Southern California	Park Ridge, N.J.	D1-'09
57	Brennan Scarlett	OLB	6-4	260	23	R	Stanford	Portland, Ore.	CFA-'16
59	Whitney Mercilus	OLB	6-4	265	26	5	Illinois	Akron, Ohio	D1-'12
63	Kendall Lamm	T	6-6	310	24	2	Appalachian State	Charlotte, N.C.	CFA-'15
65	Greg Mancz	C	6-4	310	23	2	Toledo	Cincinnati, Ohio	CFA-'15
68	Tony Bergstrom	C	6-5	310	30	5	Utah	Salt Lake City, Utah	UFA-'16 (OAK)
71	Xavier Su'a-Filo	G	6-4	320	25	3	UCLA	American Fork, Utah	D2-'14
73	Josh Walker	G	6-5	328	25	2	Middle Tennessee St.	Spring City, Tenn.	FA-'16
74	Chris Clark	T	6-5	305	31	7	Southern Miss.	New Orleans, La.	T-'15 (DEN)
75	Vince Wilfork	NT	6-2	325	35	13	Miami (Fla.)	Boynton Beach, Fla.	UFA-'15 (NE)
76	Duane Brown	T	6-4	315	31	9	Virginia Tech	Richmond, Va.	D1-'08
78	Oday Aboushi	G	6-5	315	25	4	Virginia	Brooklyn, N.Y.	W-'15 (NYJ)
79	Jeff Allen	G	6-4	325	26	5	Illinois	Chicago, Ill.	UFA-'16 (KC)
82	Wendall Williams	WR	5-10	185	26	R	Cumberlands	Syracuse, N.Y.	FA-'16
84	Ryan Griffin	TE	6-6	265	26	4	Connecticut	Londonderry, N.H.	D6d-'13
87	C.J. Fiedorowicz	TE	6-5	265	25	3	Iowa	Johnsburg, Ill.	D3a-'14
89	Stephen Anderson	TE	6-2	235	23	R	California	San Jose, Calif.	CFA-'16
90	Jadeveon Clowney	DE	6-5	270	23	3	South Carolina	Rock Hill, S.C.	D1-'14
93	Joe Heath	DE	6-6	300	23	R	Michigan State	Cincinnati, Ohio	CFA-'16
94	Antonio Smith	DE	6-3	290	35	12	Oklahoma State	Oklahoma City, Okla.	FA-'16
95	Christian Covington	DE	6-2	305	23	2	Rice	Vancouver, BC, Canada	D6b-'15
97	Ufomba Kamalu	DE	6-6	295	24	R	Miami (Fla.)	Fayetteville, Ga.	CFA-'16
98	D.J. Reader	NT	6-3	335	22	R	Clemson	Greensboro, N.C.	D5b-'16

Practice Squad (10)

38	Kenny Hilliard	RB	5-11	225	25	1	LSU	Patterson, La.	FA-'16
42	Shakeel Rashad	ILB	6-2	240	22	R	North Carolina	Jacksonville, Fla.	CFA-'16
47	Eric Lee	OLB	6-3	260	22	R	South Florida	Daphne, Ala.	CFA-'16
62	Chad Slade	G	6-5	315	24	2	Auburn	Moody, Ala.	CFA-'15
64	Laurence Gibson	T	6-6	305	25	1	Virginia Tech	Fort Bragg, N.C.	FA-'16
70	Jeff Adams	T	6-6	315	27	3	Columbia	Berwyn, Ill.	FA-'16
85	Tevin Jones	WR	6-2	225	24	R	Memphis	Amory, Miss.	FA-'16
88	RaShaun Allen	TE	6-4	250	26	2	Southern University	Cleveland, Ohio	FA-'16
92	Brandon Dunn	DE	6-2	310	24	2	Louisville	Louisville, Ky.	FA-'15
96	Dan Pettinato	DE	6-4	290	24	1	Arizona	Grass Valley, Calif.	FA-'16

Reserve/Injured (13)

7	Ka'imi Fairbairn	K	6-0	190	22	R	UCLA	Kailua, Hawaii	CFA-'16
11	Jaeden Strong	WR	6-2	205	22	2	Arizona State	Philadelphia, Pa.	D3-'15
13	Braxton Miller	WR	6-1	205	24	R	Ohio State	Springfield, Ohio	D3-'16
23	Kurtis Drummond	S	6-1	200	24	2	Michigan State	Masury, Ohio	CFA-'15
30	Kevin Johnson	CB	6-0	185	24	2	Wake Forest	Clarksville, Md.	D1-'15
36	K.J. Dillon	S	6-0	200	22	R	West Virginia	Miami, Fla.	D5a-'16
39	Lonnie Ballentine	S	6-3	225	23	3	Memphis	Memphis, Tenn.	D7b-'14
48	Gerald Rivers	OLB	6-2	250	26	2	Mississippi	Ellenwood, Ga.	FA-'15
49	Tony Washington Jr.	OLB	6-4	255	24	1	Oregon	West Los Angeles, Calif.	FA-'15
66	Nick Martin	C	6-4	300	23	R	Notre Dame	Indianapolis, Ind.	D2-'16
72	Derek Newton	T	6-6	315	29	6	Arkansas State	Utica, Miss.	D7a-'11
91	Devon Still	DE	6-5	305	27	4	Penn State	Camden, N.J.	FA-'15
99	J.J. Watt	DE	6-5	295	27	6	Wisconsin	Pewaukee, Wisc.	D1-'11

Reserve/Non-Football Illness (1)

77	David Quessenberry	G	6-5	306	26	3	San Jose State	Encinitas, Calif.	D6a-'13
----	--------------------	---	-----	-----	----	---	----------------	-------------------	---------

Practice Squad; Injured (1)

14	Quenton Bundrage	WR	6-2	195	25	R	Iowa State	Palmetto, Fla.	FA-'16
----	------------------	----	-----	-----	----	---	------------	----------------	--------

COACHING ROSTER

COACH	POSITION
Bill O'Brien	Head Coach
Romeo Crennel	Defensive Coordinator
George Godsey	Offensive Coordinator
Larry Izzo	Special Teams Coordinator
Brian Bell	Assistant Strength and Conditioning
Jim Bernhardt	Director of Football Research
Shane Bowen	Defensive Assistant
John Butler	Secondary
Doug Colman	Assistant Special Teams
Mike Devlin	Offensive Line
Craig Fitzgerald	Head Strength and Conditioning
Ian Jones	Assistant Strength and Conditioning
Tim Kelly	Assistant Offensive Line/Offensive Quality Control
Will Lawing	Defensive Quality Control
Charles London	Running Backs
Anthony Midget	Assistant Secondary
Pat O'Hara	Offensive Assistant
John Perry	Tight Ends
Sean Ryan	Wide Receivers
Mike Vrabel	Linebackers
Anthony Weaver	Defensive Line

PRONUNCIATION GUIDE

PLAYER	PRONUNCIATION
Oday Aboushi	OH-day ah-BOO-she
Lonnie Ballentine	Bal-en-TINE
A.J. Bouye	boy-YAY
Jadeveon Clowney	juh-DEV-ee-on
Ka'imi Fairbairn	kuh-EE-me fair-bear-IN
C.J. Fiedorowicz	feh-DOR-uh-wits
DeAndre Hopkins	D-Andre
Ufomba Kamalu	a-FOM-ba ka-MA-lu
Greg Mancz	MANTS
Whitney Mercilus	MER-sih-lus
Jay Prosch	PRAWSH
Xavier Su'a-Filo	SOO-ah-fee-lo

HOW ACQUIRED KEY

CFA	College Free Agent
D	Draft Pick
FA	Free Agent
T	Trade
UFA	Unrestricted Free Agent
W	Waivers
()	Previous Team

2016 REG. SEASON PARTICIPATION

Name	9/11 vs. CHI	9/18 vs. KC	9/22 at NE	10/2 vs. TEN	10/9 at MIN	10/16 vs. IND	10/24 at DEN	10/30 vs. DET	11/13 at JAX	11/21 at OAK	11/27 vs. SD	12/4 at GB	12/11 at IND	12/18 vs. JAX	12/24 vs. CIN	1/1/16 at TEN	Reg. Season GP-GS-DNP-IA
Aboushi, Oday	IA	IA	IA	IA	IA	RG	IA	IA	DNP	IA	IA	IA	LG	RG	IA	SUB	4-3-1-11
Allen, Jeff	RG	RG	RG	RG	RG	IA	RG	RG	RG	RG	RG	RG	RG	IA	RG	RG	14-14-0-2
Anderson, Stephen	SUB	SUB	SUB	IA	IA	IA	SUB	SUB	SUB	SUB	SUB	SUB	SUB	SUB	SUB	SUB	13-0-0-3
Bergstrom, Tony	SUB	SUB	DNP	SUB	SUB	SUB	SUB	SUB	SUB	SUB	SUB	SUB	SUB	SUB	SUB	SUB	15-0-1-0
Blue, Alfred	SUB	SUB	SUB	SUB	SUB	SUB	SUB	SUB	SUB	IA	IA	SUB	SUB	SUB	RB	RB	14-2-0-2
Bouye, A.J.	SUB	SUB	SUB	SUB	CB	RCB	LCB	RCB	IA	RCB	RCB	RCB	RCB	RCB	RCB	RCB	15-11-0-1
Brown, Duane	IA	IA	IA	IA	LT	LT	LT	LT	LT	LT	LT	LT	LT	LT	LT	LT	12-12-0-4
Bullough, Max	SUB	MIKE	MIKE	SUB	SUB	SUB	SUB	SUB	SUB	SUB	SUB	SUB	SUB	SUB	SUB	MIKE	16-3-0-0
Clark, Chris	LT	LT	LT	LT	SUB	RT	SUB	RT	RT	RT	RT	RT	RT	RT	RT	RT	16-14-0-0
Clowney, Jadeveon	RDE	LDE	RDE	RDE	RDE	RDE	RDE	RDE	RDE	JACK	IA	RDE	JACK	JACK	IA	IA	14-14-0-2
Covington, Christian	SUB	SUB	SUB	LDE	LDE	LDE	LDE	SUB	SUB	SUB	SUB	RDE	SUB	SUB	SUB	SUB	16-5-0-0
Cushing, Brian	MIKE	IA	IA	MIKE	MIKE	MIKE	MIKE	MIKE	MIKE	MIKE	MIKE	MIKE	MIKE	MIKE	MIKE	IA	13-13-0-3
Demps, Quintin	SS	SS	SS	SS	SS	IA	IA	IA	SS	SS	SS	SS	SS	SS	SS	SS	13-13-0-3
Dent, Akeem	SUB	SUB	SUB	SUB	SUB	SUB	SUB	SUB	SUB	SUB	SUB	SUB	JACK	SAM	SUB	JACK	16-3-0-0
Ervin, Tyler	SUB	SUB	SUB	SUB	SUB	SUB	SUB	SUB	SUB	SUB	IA	IA	IA	DNP	SUB	SUB	12-0-1-3
Fiedorowicz, C.J.	TE	TE	TE	TE	TE	TE	TE	TE	TE	TE	TE	TE	TE	IA	TE	TE	15-15-0-1
Fuller V, Will	WR	WR	WR	WR	WR	DNP	WR	WR	IA	SUB	WR	WR	WR	WR	WR	WR	14-13-1-1
Griffin, Ryan	SUB	SUB	SUB	SUB	TE	SUB	SUB	SUB	TE	TE	SUB	SUB	SUB	TE	SUB	TE	16-5-0-0
Grimes, Jonathan	SUB	SUB	SUB	IA	IA	IA	IA	SUB	IA	IA	SUB	SUB	SUB	SUB	SUB	SUB	10-0-0-6
Hal, Andre	FS	FS	FS	FS	FS	FS	FS	FS	FS	FS	FS	DNP	SUB	SUB	SUB	SUB	15-11-1-0
Heath, Joel	IA	IA	SUB	IA	SUB	SUB	IA	SUB	LDE	LDE	RDE	SUB	SUB	LDE	LDE	LDE	12-6-0-4
Hopkins, DeAndre	WR	WR	WR	WR	WR	WR	WR	WR	WR	WR	WR	WR	WR	WR	WR	WR	16-16-0-0
Hunt, Akeem	PS	PS	PS	PS	PS	PS	PS	PS	SUB	SUB	SUB	SUB	SUB	SUB	SUB	SUB	8-0-0-0
Jackson, Kareem	RCB	RCB	RCB	RCB	IA	IA	RCB	CB	RCB	CB	SUB	CB	LCB	LCB	LCB	LCB	14-13-0-2
Jones, Don	NWT	NWT	NWT	NWT	NWT	NWT	SUB	SUB	SUB	SUB	SUB	SUB	SUB	IA	SUB	SUB	13-0-0-1
Joseph, Johnathan	LCB	LCB	LCB	LCB	LCB	LCB	SUB	LCB	LCB	LCB	LCB	LCB	IA	IA	SUB	IA	13-11-0-3
Kamalu, Ufomba	PS	PS	PS	PS	PS	PS	PS	PS	PS	PS	SUB	JACK	IA	SUB	IA	SUB	4-1-0-2
Lamm, Kendall	SUB	SUB	DNP	T	SUB	T	T	SUB	SUB	SUB	SUB	SUB	SUB	SUB	SUB	SUB	15-2-1-0
Lechler, Shane	SUB	SUB	SUB	SUB	SUB	SUB	SUB	SUB	SUB	SUB	SUB	SUB	SUB	SUB	SUB	SUB	16-0-0-0
Mancz, Greg	C	C	C	C	C	C	C	C	C	C	C	C	C	C	C	C	16-16-0-0
McKinney, Benardrick	WILL	WILL	WILL	WILL	WILL	WILL	WILL	WILL	WILL	WILL	WILL	WILL	WILL	WILL	WILL	WILL	16-16-0-0
Mercilus, Whitney	SAM	SAM	SAM	SAM	SAM	SAM	SAM	SAM	SAM	SAM	SAM	SAM	SAM	IA	SAM	SAM	15-15-0-1
Miller, Lamar	RB	RB	RB	RB	RB	RB	RB	RB	RB	RB	RB	RB	RB	RB	IA	IA	14-14-0-2
Moore, Corey	SUB	SUB	SUB	SUB	SUB	SS	SS	SS	SUB	SUB	SUB	FS	FS	FS	FS	FS	16-8-0-0
Mumphery, Keith	IA	IA	SUB	SUB	IA	SUB	IA	IA	SUB	SUB	SUB	SUB	WR	WR	WR	SUB	11-3-0-5
Nelson, Robert	PS	PS	PS	PS	PS	SUB	SUB	SUB	SUB	SUB	SUB	SUB	SUB	SUB	SUB	SUB	11-0-0-0
Novak, Nick	SUB	SUB	SUB	SUB	SUB	SUB	SUB	SUB	SUB	SUB	SUB	SUB	SUB	SUB	SUB	SUB	16-0-0-0
Osweiler, Brock	QB	QB	QB	QB	QB	QB	QB	QB	QB	QB	QB	QB	QB	QB	DNP	SUB	15-14-1-0
Peters, Brian	SUB	SUB	SUB	SUB	SUB	IA	IA	IA	IA	SUB	SUB	SUB	SUB	SUB	SUB	SUB	12-0-0-4
Pleasant, Eddie	SUB	IA	IA	SUB	SUB	SUB	SUB	SUB	SUB	SUB	SUB	SUB	SUB	SUB	SUB	SUB	14-0-0-2
Prosch, Jay	SUB	SUB	SUB	SUB	SUB	SUB	SUB	FB	SUB	SUB	SUB	SUB	SUB	SUB	SUB	IA	15-1-0-1
Reader, D.J.	SUB	SUB	SUB	SUB	SUB	SUB	SUB	LDE	NT	SUB	LDE	SUB	LDE	RDE	RDE	RDE	16-7-0-0
Rice, Denzel	NWT	NWT	NWT	NWT	NWT	NWT	PS	PS	PS	PS	PS	PS	SUB	SUB	IA	SUB	3-0-0-1
Savage, Tom	DNP	DNP	DNP	DNP	DNP	DNP	DNP	DNP	DNP	DNP	DNP	IA	IA	SUB	QB	QB	3-2-11-2
Scarlett, Brennan	IA	SUB	SUB	SUB	SUB	SUB	IR	IR	IR	IR	IR	IR	IR	SUB	IA	SUB	7-0-0-2
Simon, John	JACK	JACK	JACK	SUB	SUB	SUB	JACK	SUB	JACK	SUB	IA	IA	IA	IA	SUB	IA	11-5-0-5
Smith, Antonio	NWT	NWT	NWT	SUB	SUB	SUB	SUB	SUB	SUB	SUB	SUB	SUB	SUB	SUB	SUB	SUB	13-0-0-0
Su'a-Filo, Xavier	LG	LG	LG	LG	LG	LG	LG	LG	LG	LG	LG	LG	LG	LG	LG	LG	16-15-0-0
Walker, Josh	NWT	NWT	NWT	NWT	NWT	NWT	NWT	PS	DNP	IA	IA	IA	IA	SUB	IA	DNP	1-0-2-5
Weeden, Brandon	IA	IA	IA	IA	IA	IA	IA	IA	IA	IA	IA	DNP	DNP	IA	IA	IA	0-0-2-14
Weeks, Jon	SUB	SUB	SUB	SUB	SUB	SUB	SUB	SUB	SUB	SUB	SUB	SUB	SUB	SUB	SUB	SUB	16-0-0-0
Wilfork, Vince	NT	NT	NT	NT	NT	NT	NT	NT	IA	NT	NT	NT	NT	NT	NT	NT	15-15-0-1
Williams, Wendall	NWT	NWT	NWT	NWT	NWT	NWT	NWT	NWT	PS	PS	PS	PS	PS	SUB	SUB	SUB	3-0-0-0
PRACTICE SQUAD (10)																	
Adams, Jeff	NWT	NWT	NWT	NWT	NWT	NWT	NWT	IA	PS	PS	PS	PS	PS	PS	PS	PS	0-0-0-1
Allen, RaShaun	NWT	NWT	NWT	NWT	NWT	NWT	NWT	NWT	PS	PS	PS	PS	PS	PS	PS	PS	0-0-0-0
Dunn, Brandon	PS	PS	PS	PS	IA	PS	SUB	IA	SUB	IA	NWT	PS	PS	PS	PS	PS	2-0-0-3
Gibson, Laurence	NWT	NWT	NWT	NWT	NWT	NWT	NWT	NWT	NWT	NWT	NWT	NWT	NWT	PS	PS	PS	0-0-0-0
Hilliard, Kenny	NWT	NWT	NWT	NWT	NWT	NWT	NWT	NWT	NWT	PS	PS	PS	PS	PS	PS	PS	0-0-0-0
Jones, Tevin	NWT	NWT	NWT	NWT	NWT	NWT	NWT	NWT	NWT	NWT	NWT	NWT	NWT	PS	PS	PS	0-0-0-0
Lee, Eric	PS	PS	PS	PS	PS	PS	PS	PS	PS	PS	PS	PS	PS	PS	PS	PS	0-0-0-0
Pettinato, Dan	NWT	NWT	NWT	NWT	PS	PS	PS	PS	PS	PS	PS	PS	PS	PS	PS	PS	0-0-0-0
Rashad, Shakeel	PS	PS	PS	PS	PS	PS	PS	PS	PS	PS	PS	PS	PS	PS	PS	PS	0-0-0-0
Slade, Chad	PS	PS	PS	PS	PS	PS	PS	PS	PS	PS	PS	PS	PS	PS	PS	PS	0-0-0-0
RESERVE PLAYERS (15)																	
Ballentine, Lonnie	PUP	PUP	PUP	PUP	PUP	PUP	SUB	SUB	IR	IR	IR	IR	IR	IR	IR	IR	2-0-0-0
Dillon, K.J.	IA	SUB	SUB	SUB	SUB	SUB	IR	IR	IR	IR	IR	IR	IR	IR	IR	IR	5-0-0-1
Drummond, Kurtis	IR	IR	IR	IR	IR	IR	IR	IR	IR	IR	IR	IR	IR	IR	IR	IR	0-0-0-0
Fairbairn, Ka'imi	IR	IR	IR	IR	IR	IR	IR	IR	IR	IR	IR	IR	IR	IR	IR	IR	0-0-0-0
Johnson, Kevin	SUB	SUB	SUB	CB	RCB	CB	IR	IR	IR	IR	IR	IR	IR	IR	IR	IR	6-3-0-0
Martin, Nick	IR	IR	IR	IR	IR	IR	IR	IR	IR	IR	IR	IR	IR	IR	IR	IR	0-0-0-0
Miller, Braxton	WR	WR	IA	IA	SUB	SUB	SUB	SUB	WR	WR	WR	WR	IA	IR	IR	IR	10-6-0-3
Newton, Derek	RT	RT	RT	RT	RT	DNP	RT	IR	IR	IR	IR	IR	IR	IR	IR	IR	6-6-1-0
Rivers, Gerald	IR	IR	IR	IR	IR	IR	IR	IR	IR	IR	IR	IR	IR	IR	IR	IR	0-0-0-0
Still, Devon	SUB	SUB	IA	SUB	IR	IR	IR	IR	IR	IR	IR	IR	IR	IR	IR	IR	3-0-0-1
Strong, Jaelen	SUB	SUB	WR	SUB	SUB	WR	SUB	SUB	IA	IA	IA	IA	IR	IR	IR	IR	8-2-0-4
Washington Jr., Tony	IR	IR	IR	IR	IR	IR	IR	IR	IR	IR	IR	IR	IR	IR	IR	IR	0-0-0-0
Watt, J.J.	LDE	RDE	LDE	IR	IR	IR	IR	IR	IR	IR	IR	IR	IR	IR	IR	IR	3-3-0-0
Quessenberry, David	NFILL	NFILL	NFILL	NFILL	NFILL	NFILL	NFILL	NFILL	NFILL	NFILL	NFILL	NFILL	NFILL	NFILL	NFILL	NFILL	0-0-0-0
Bundrage, Quenton	PS	PS	PS	PS	PS	PS	PS	PS	PSI	PSI	PSI	PSI	PSI	PSI	PSI	PSI	0-0-0-0
NOT WITH TEAM (6)																	
Cheek, Joseph	PS	PS	PS	PS	PS	PS	PS	NWT	NWT	NWT	NWT	NWT	NWT	NWT	NWT	NWT	0-0-0-0
Freeman, Dalton	IR	NWT	NWT	NWT	NWT	NWT	NWT	NWT	NWT	NWT	NWT	NWT	NWT	NWT	NWT	NWT	0-0-0-0
James, Charles	SUB	SUB	SUB	SUB	SUB	SUB	SUB	SUB	SUB	SUB	SUB	SUB	NWT	NWT	NWT	NWT	12-0-0-0
Shabazz, Al-Haji	NWT	NWT	NWT	NWT	NWT	NWT	NWT	NWT	NWT	NWT	NWT	NWT	SUB	NWT	NWT	NWT	6-0-0-0
Tomlinson, Eric	PS	PS	PS	PS	PS	PS	PS	PS	NWT	NWT	NWT	NWT	NWT	NWT	NWT	NWT	0-0-0-0
Vainuku, Soma	IR	NWT	NWT	NWT	NWT	NWT	NWT	NWT	NWT	NWT	NWT	NWT	NWT	NWT	NWT	NWT	0-0-0-0

STARTERS / INACTIVES / CAPTAINS

STARTERS - OFFENSE

	WR	LT	LG	C	RG	RT	TE	WR	RB	QB	FB
9/11 CHICAGO	D. Hopkins	C. Clark	X. Su'a-Filo	G. Mancz	J. Allen	D. Newton	C. Fiedorowicz	W. Fuller V	L. Miller	B. Osweiler	B. Miller (WR)
9/18 KANSAS CITY	D. Hopkins	C. Clark	X. Su'a-Filo	G. Mancz	J. Allen	D. Newton	C. Fiedorowicz	W. Fuller V	L. Miller	B. Osweiler	B. Miller (WR)
9/22 at New England	D. Hopkins	C. Clark	X. Su'a-Filo	G. Mancz	J. Allen	D. Newton	C. Fiedorowicz	W. Fuller V	L. Miller	B. Osweiler	J. Strong (WR)
10/2 TENNESSEE	D. Hopkins	C. Clark	X. Su'a-Filo	G. Mancz	J. Allen	D. Newton	C. Fiedorowicz	W. Fuller V	L. Miller	B. Osweiler	K. Lamm (T)
10/9 at Minnesota	D. Hopkins	D. Brown	X. Su'a-Filo	G. Mancz	J. Allen	D. Newton	C. Fiedorowicz	W. Fuller V	L. Miller	B. Osweiler	R. Griffin (TE)
10/16 INDIANAPOLIS	D. Hopkins	D. Brown	X. Su'a-Filo	G. Mancz	O. Aboushi	C. Clark	C. Fiedorowicz	J. Strong	L. Miller	B. Osweiler	K. Lamm (T)
10/24 at Denver	D. Hopkins	D. Brown	X. Su'a-Filo	G. Mancz	J. Allen	D. Newton	C. Fiedorowicz	W. Fuller V	L. Miller	B. Osweiler	K. Lamm (T)
10/30 DETROIT	D. Hopkins	D. Brown	X. Su'a-Filo	G. Mancz	J. Allen	C. Clark	C. Fiedorowicz	W. Fuller V	L. Miller	B. Osweiler	J. Prosch
11/13 at Jacksonville	D. Hopkins	D. Brown	X. Su'a-Filo	G. Mancz	J. Allen	C. Clark	C. Fiedorowicz	B. Miller	L. Miller	B. Osweiler	R. Griffin (TE)
11/21 at Oakland	D. Hopkins	D. Brown	X. Su'a-Filo	G. Mancz	J. Allen	C. Clark	C. Fiedorowicz	B. Miller	L. Miller	B. Osweiler	R. Griffin (TE)
11/27 SAN DIEGO	D. Hopkins	D. Brown	X. Su'a-Filo	G. Mancz	J. Allen	C. Clark	C. Fiedorowicz	W. Fuller V	L. Miller	B. Osweiler	B. Miller (WR)
12/4 at Green Bay	D. Hopkins	D. Brown	X. Su'a-Filo	G. Mancz	J. Allen	C. Clark	C. Fiedorowicz	W. Fuller V	L. Miller	B. Osweiler	B. Miller (WR)
12/11 at Indianapolis	D. Hopkins	D. Brown	O. Aboushi	G. Mancz	J. Allen	C. Clark	C. Fiedorowicz	W. Fuller V	L. Miller	B. Osweiler	K. Mumphery (WR)
12/18 JACKSONVILLE	D. Hopkins	D. Brown	X. Su'a-Filo	G. Mancz	O. Aboushi	C. Clark	R. Griffin	W. Fuller V	L. Miller	B. Osweiler	K. Mumphery (WR)
12/24 CINCINNATI	D. Hopkins	D. Brown	X. Su'a-Filo	G. Mancz	J. Allen	C. Clark	C. Fiedorowicz	W. Fuller V	A. Blue	T. Savage	K. Mumphery (WR)
11/16 at Tennessee	D. Hopkins	D. Brown	X. Su'a-Filo	G. Mancz	J. Allen	C. Clark	C. Fiedorowicz	W. Fuller V	A. Blue	T. Savage	R. Griffin (TE)

STARTERS - DEFENSE

	LDE	NT	RDE	JACK	WILL	MIKE	SAM	LCB	FS	SS	RCB
9/11 CHICAGO	J. Watt	V. Wilfork	J. Clowney	J. Simon	B. McKinney	B. Cushing	W. Mercilus	J. Joseph	A. Hal	Q. Demps	K. Jackson
9/18 KANSAS CITY	J. Clowney	V. Wilfork	J. Watt	J. Simon	B. McKinney	M. Bullough	W. Mercilus	J. Joseph	A. Hal	Q. Demps	K. Jackson
9/22 at New England	J. Watt	V. Wilfork	J. Clowney	J. Simon	B. McKinney	M. Bullough	W. Mercilus	J. Joseph	A. Hal	Q. Demps	K. Jackson
10/2 TENNESSEE	C. Covington	V. Wilfork	J. Clowney	K. Johnson (CB)	B. McKinney	B. Cushing	W. Mercilus	J. Joseph	A. Hal	Q. Demps	K. Jackson
10/9 at Minnesota	C. Covington	V. Wilfork	J. Clowney	A. Bouye (CB)	B. McKinney	B. Cushing	W. Mercilus	J. Joseph	A. Hal	Q. Demps	K. Johnson
10/16 INDIANAPOLIS	C. Covington	V. Wilfork	J. Clowney	K. Johnson (CB)	B. McKinney	B. Cushing	W. Mercilus	J. Joseph	A. Hal	C. Moore	A. Bouye
10/24 at Denver	C. Covington	V. Wilfork	J. Clowney	J. Simon	B. McKinney	B. Cushing	W. Mercilus	A. Bouye	A. Hal	C. Moore	K. Jackson
10/30 DETROIT	D. Reader	V. Wilfork	J. Clowney	K. Jackson (CB)	B. McKinney	B. Cushing	W. Mercilus	J. Joseph	A. Hal	C. Moore	A. Bouye
11/13 at Jacksonville	J. Heath	D. Reader	J. Clowney	J. Simon	B. McKinney	B. Cushing	W. Mercilus	J. Joseph	A. Hal	Q. Demps	K. Jackson
11/21 at Oakland	J. Heath	V. Wilfork	J. Clowney	K. Jackson (CB)	B. McKinney	B. Cushing	W. Mercilus	J. Joseph	A. Hal	Q. Demps	A. Bouye
11/27 SAN DIEGO	D. Reader	V. Wilfork	J. Heath	J. Clowney	B. McKinney	B. Cushing	W. Mercilus	J. Joseph	A. Hal	Q. Demps	A. Bouye
12/4 at Green Bay	K. Jackson (CB)	V. Wilfork	C. Covington	U. Kamalu	B. McKinney	B. Cushing	W. Mercilus	J. Joseph	C. Moore	Q. Demps	A. Bouye
12/11 at Indianapolis	D. Reader	V. Wilfork	J. Clowney	A. Dent	B. McKinney	B. Cushing	W. Mercilus	K. Jackson	C. Moore	Q. Demps	A. Bouye
12/18 JACKSONVILLE	J. Heath	V. Wilfork	D. Reader	J. Clowney	B. McKinney	B. Cushing	A. Dent	K. Jackson	C. Moore	Q. Demps	A. Bouye
12/24 CINCINNATI	J. Heath	V. Wilfork	D. Reader	J. Clowney	B. McKinney	B. Cushing	W. Mercilus	K. Jackson	C. Moore	Q. Demps	A. Bouye
11/16 at Tennessee	J. Heath	V. Wilfork	D. Reader	A. Dent	B. McKinney	M. Bullough	W. Mercilus	K. Jackson	C. Moore	Q. Demps	A. Bouye

INACTIVES

CAPTAINS

	1	2	3	4	5	6	7	1	2	3	4	5	6
9/11 CHICAGO	O. Aboushi	D. Brown	K. Dillon	J. Heath	K. Mumphery	B. Scarlett	B. Weeden	J. Joseph	S. Lechler	B. Osweiler	V. Wilfork		
9/18 KANSAS CITY	O. Aboushi	D. Brown	B. Cushing	J. Heath	K. Mumphery	E. Pleasant	B. Weeden	J. Allen	D. Brown	B. Cushing	S. Lechler	J. Watt	
9/22 at New England	O. Aboushi	D. Brown	B. Cushing	B. Miller	E. Pleasant	D. Still	B. Weeden	D. Hopkins	S. Lechler	B. Osweiler	J. Watt	V. Wilfork	
10/2 TENNESSEE	O. Aboushi	S. Anderson	D. Brown	J. Grimes	J. Heath	B. Miller	B. Weeden	B. Cushing	K. Jackson	S. Lechler	W. Mercilus	D. Newton	B. Osweiler
10/9 at Minnesota	O. Aboushi	S. Anderson	B. Dunn	J. Grimes	K. Jackson	K. Mumphery	B. Weeden	D. Brown	B. Cushing	S. Lechler	B. Osweiler	B. Peters	V. Wilfork
10/16 INDIANAPOLIS	J. Allen	S. Anderson	Q. Demps	J. Grimes	K. Jackson	B. Peters	B. Weeden	D. Brown	B. Cushing	J. Joseph	S. Lechler	B. Osweiler	
10/24 at Denver	O. Aboushi	Q. Demps	J. Grimes	J. Heath	K. Mumphery	B. Peters	B. Weeden	C. Clark	B. Cushing	J. Joseph	S. Lechler	L. Miller	B. Osweiler
10/30 DETROIT	O. Aboushi	J. Adams	Q. Demps	B. Dunn	K. Mumphery	B. Peters	B. Weeden	D. Brown	M. Bullough	B. Cushing	S. Lechler	W. Mercilus	B. Osweiler
11/13 at Jacksonville	A. Bouye	W. Fuller	J. Grimes	B. Peters	J. Strong	B. Weeden	V. Wilfork	D. Brown	B. Cushing	J. Joseph	S. Lechler	B. Osweiler	
11/21 at Oakland	O. Aboushi	A. Blue	B. Dunn	J. Grimes	J. Strong	J. Walker	B. Weeden	D. Brown	B. Cushing	J. Joseph	S. Lechler	B. Osweiler	A. Smith
11/27 SAN DIEGO	O. Aboushi	A. Blue	T. Ervin	J. Simon	J. Strong	J. Walker	B. Weeden	D. Brown	B. Cushing	D. Hopkins	J. Joseph	S. Lechler	B. Osweiler
12/4 at Green Bay	O. Aboushi	J. Clowney	T. Ervin	T. Savage	J. Simon	J. Strong	J. Walker	D. Brown	B. Cushing	J. Joseph	S. Lechler	B. Osweiler	V. Wilfork
12/11 at Indianapolis	T. Ervin	J. Joseph	U. Kamalu	B. Miller	T. Savage	J. Simon	J. Walker	D. Brown	B. Cushing	S. Lechler	W. Mercilus	B. Osweiler	V. Wilfork
12/18 JACKSONVILLE	J. Allen	C. Fiedorowicz	D. Jones	J. Joseph	W. Mercilus	J. Simon	B. Weeden	D. Brown	K. Jackson	S. Lechler	B. Osweiler	V. Wilfork	
12/24 CINCINNATI	O. Aboushi	U. Kamalu	L. Miller	D. Rice	B. Scarlett	J. Walker	B. Weeden	D. Brown	B. Cushing	J. Joseph	S. Lechler		
11/16 at Tennessee	J. Clowney	B. Cushing	J. Joseph	L. Miller	J. Prosch	J. Simon	B. Weeden	D. Brown	B. Cushing	Q. Demps	S. Lechler		

Bold underline denotes rookie

ROSTER BY POSITION

OFFENSE

Quarterbacks (3)

3	Tom Savage	QB	6-4	230	3	Pittsburgh
5	Brandon Weeden	QB	6-4	230	5	Oklahoma State
17	Brock Osweiler	QB	6-8	235	5	Arizona State

Wide Receivers (6)

10	DeAndre Hopkins	WR	6-1	215	4	Clemson
12	Keith Mumphery	WR	6-0	210	2	Michigan State
15	Will Fuller V	WR	6-0	180	R	Notre Dame
82	Wendall Williams	WR	5-10	185	R	Cumberlands
11	Jaelen Strong (IR)	WR	6-2	205	2	Arizona State
13	Braxton Miller (IR)	WR	6-1	205	R	Ohio State

Running Backs (6)

26	Lamar Miller	RB	5-10	220	5	Miami (Fla.)
28	Alfred Blue	RB	6-2	225	3	LSU
33	Akeem Hunt	RB	5-10	200	2	Purdue
34	Tyler Ervin	RB	5-10	185	R	San Jose State
41	Jonathan Grimes	RB	5-10	210	4	William & Mary
45	Jay Prosch	FB	6-1	255	3	Auburn

Tight Ends (3)

84	Ryan Griffin	TE	6-6	265	4	Connecticut
87	C.J. Fiedorowicz	TE	6-5	265	3	Iowa
89	Stephen Anderson	TE	6-2	235	R	California

Offensive Line (12)

63	Kendall Lamm	T	6-6	310	2	Appalachian State
74	Chris Clark	T	6-5	305	7	Southern Miss.
76	Duane Brown	T	6-4	315	9	Virginia Tech
71	Xavier Su'a-Filo	G	6-4	320	3	UCLA
73	Josh Walker	G	6-5	328	2	Middle Tenn. St.
78	Oday Aboushi	G	6-5	315	4	Virginia
79	Jeff Allen	G	6-4	325	5	Illinois
65	Greg Mancz	C	6-4	310	2	Toledo
68	Tony Bergstrom	C	6-5	310	5	Utah
66	Nick Martin (IR)	C	6-4	300	R	Notre Dame
72	Derek Newton (IR)	T	6-6	315	6	Arkansas State
77	David Quessenberry (NFILL)	G	6-5	306	3	San Jose State

DEFENSE

Defensive Line (9)

90	Jadeveon Clowney	DE	6-5	270	3	South Carolina
93	Joel Heath	DE	6-6	300	R	Michigan State
94	Antonio Smith	DE	6-3	290	12	Oklahoma State
95	Christian Covington	DE	6-2	305	2	Rice
97	Ufomba Kamalu	DE	6-6	295	R	Miami (Fla.)
75	Vince Wilfork	NT	6-2	325	13	Miami (Fla.)
98	D.J. Reader	NT	6-3	335	R	Clemson
91	Devon Still (IR)	DE	6-5	305	4	Penn State
99	J.J. Watt (IR)	DE	6-5	295	6	Wisconsin

Linebackers (10)

50	Akeem Dent	ILB	6-1	250	6	Georgia
52	Brian Peters	ILB	6-4	240	2	Northwestern
53	Max Bullough	ILB	6-3	245	2	Michigan State
55	Benardrick McKinney	ILB	6-4	260	2	Mississippi State
56	Brian Cushing	ILB	6-3	255	8	Southern California
51	John Simon	OLB	6-1	260	4	Ohio State
57	Brennan Scarlett	OLB	6-4	260	R	Stanford
59	Whitney Mercilus	OLB	6-4	265	5	Illinois
48	Gerald Rivers (IR)	OLB	6-2	250	2	Mississippi
49	Tony Washington Jr. (IR)	OLB	6-4	255	1	Oregon

Secondary (14)

21	A.J. Bouye	CB	6-0	190	4	Central Florida
22	Denzel Rice	CB	6-0	196	2	Coastal Carolina
24	Johnathan Joseph	CB	5-11	185	11	South Carolina
25	Kareem Jackson	CB	5-10	185	7	Alabama
32	Robert Nelson	CB	5-10	170	2	Arizona State
20	Don Jones	S	5-11	195	4	Arkansas State
27	Quintin Demps	S	5-11	210	9	Texas-El Paso
29	Andre Hal	S	5-10	195	3	Vanderbilt
35	Eddie Pleasant	S	5-10	200	4	Oregon
43	Corey Moore	S	6-2	200	1	Georgia
23	Kurtis Drummond (IR)	S	6-1	200	2	Michigan State
30	Kevin Johnson (IR)	CB	6-0	185	2	Wake Forest
36	K.J. Dillon (IR)	S	6-0	200	R	West Virginia
39	Lonnie Ballentine (IR)	S	6-3	225	3	Memphis

SPECIAL TEAMS

Specialists (4)

8	Nick Novak	K	6-0	200	9	Maryland
9	Shane Lechler	P	6-2	230	17	Texas A&M
46	Jon Weeks	LS	5-10	250	7	Baylor
7	Ka'imi Fairbairn (IR)	K	6-0	190	R	UCLA

HOW THE TEXANS WERE BUILT

Year	College Draft (28)	Trades (2)	Free Agents (48)
2008 8-8, 3rd, AFC South	T Duane Brown (1)		
2009 9-7, 2nd, AFC South	ILB Brian Cushing (1)		
2010 6-10, 3rd, AFC South	CB Kareem Jackson (1)		LS Jon Weeks (FA)
2011 10-6, AFC South Champions	DE J.J. Watt (1) (IR) T Derek Newton (7a) (IR)		CB Johnathan Joseph (UFA-CIN)
2012 12-4, AFC South Champions	OLB Whitney Mercilus (1)		S Eddie Pleasant (CFA)
2013 2-14, 4th, AFC South	WR DeAndre Hopkins (1) G David Quessenberry (6a) (NFILL) TE Ryan Griffin (6d)		CB A.J. Bouye (CFA) RB Jonathan Grimes (FA) P Shane Lechler (UFA-OAK)
2014 9-7, 2nd, AFC South	DE Jadeveon Clowney (1) G Xavier Su'a-Filo (2) TE C.J. Fiedorowicz (3a) QB Tom Savage (4) RB Alfred Blue (6b) FB Jay Prosch (6c) S Andre Hal (7a) FS Lonnie Ballentine (7b) (IR)	ILB Akeem Dent (ATL)	ILB Max Bullough (CFA) OLB John Simon (FA)
2015 9-7, AFC South Champions	CB Kevin Johnson (1) (IR) LB Bernardrick McKinney (2) WR Jaelen Strong (3) (IR) WR Keith Mumphery (5) DE Christian Covington (6b)	T Chris Clark (DEN)	G Oday Aboushi (W-NYJ) S Quintin Demps (FA) S Kurtis Drummond (CFA) (IR) DE Brandon Dunn (FA) (PS) RB Akeem Hunt (FA) T Kendall Lamm (CFA) C Greg Mancz (CFA) S Corey Moore (CFA) CB Robert Nelson (FA) K Nick Novak (FA) ILB Brian Peters (FA) OLB Gerald Rivers (FA) (IR) G Chad Slade (CFA) (PS) OLB Tony Washington Jr. (FA) (IR) QB Brandon Weeden (W-DAL) NT Vince Wilfork (UFA-NE)
2016 9-7, AFC South Champions	WR Will Fuller V (1) C Nick Martin (2) (IR) WR Braxton Miller (3) (IR) RB Tyler Ervin (4) S K.J. Dillon (5a) (IR) NT D.J. Reader (5b)		T Jeff Adams (FA) (PS) G Jeff Allen (UFA-KC) TE RaShaun Allen (FA) (PS) TE Stephen Anderson (CFA) C Tony Bergstrom (UFA-OAK) WR Quenton Bundrage (FA) (PSI) K Ka'imi Fairbairn (CFA) (IR) T Laurence Gibson (FA) (PS) DE Joel Heath (CFA) RB Kenny Hilliard (FA) (PS) S Don Jones (FA) WR Tevin Jones (FA) (PS) DE Ufomba Kamalu (CFA) OLB Eric Lee (CFA) (PS) RB Lamar Miller (UFA-MIA) QB Brock Osweiler (UFA-DEN) DE Dan Pettinato (FA) (PS) ILB Shakeel Rashad (CFA) (PS) CB Denzel Rice (FA) OLB Brennan Scarlett (CFA) DE Antonio Smith (FA) DE Devon Still (FA) (IR) G Josh Walker (FA) WR Wendall Williams (FA)

UNOFFICIAL DEPTH CHART

**Last updated by Texans PR staff on Jan. 2, 2016*

OFFENSE

WR	10 DeAndre Hopkins	12 Keith Mumphery		
LT	76 Duane Brown	63 Kendall Lamm		
LG	71 Xavier Su'a-Filo	78 Oday Aboushi		
C	65 Greg Mancz	68 Tony Bergstrom		
RG	79 Jeff Allen	73 Josh Walker		
RT	74 Chris Clark			
TE	87 C.J. Fiedorowicz	84 Ryan Griffin	<u>89 Stephen Anderson</u>	
WR	<u>15 Will Fuller V</u>	<u>82 Wendall Williams</u>		
QB	17 Brock Osweiler	3 Tom Savage	5 Brandon Weeden	
FB	45 Jay Prosch			
RB	26 Lamar Miller	28 Alfred Blue	41 Jonathan Grimes	<u>34 Tyler Ervin</u> 33 Akeem Hunt

DEFENSE

RDE	95 Christian Covington	94 Antonio Smith		
NT	75 Vince Wilfork	<u>98 D.J. Reader</u>		
LDE	90 Jadeveon Clowney	<u>93 Joel Heath</u>	<u>97 Ufomba Kamalu</u>	
SAM	59 Whitney Mercilus			
MIKE	56 Brian Cushing	53 Max Bullough	50 Akeem Dent	
WILL	55 Benardrick McKinney	52 Brian Peters		
JACK	51 John Simon	<u>57 Brennan Scarlett</u>		
LCB	25 Kareem Jackson	32 Robert Nelson		
RCB	24 Johnathan Joseph	21 A.J. Bouye	22 Denzel Rice	
FS	29 Andre Hal	43 Corey Moore		
SS	27 Quintin Demps	35 Eddie Pleasant	20 Don Jones	

SPECIAL TEAMS

PK	8 Nick Novak			
P	9 Shane Lechler			
LS	46 Jon Weeks			
KR	33 Akeem Hunt	<u>34 Tyler Ervin</u>		
PR	<u>15 Will Fuller V</u>	<u>34 Tyler Ervin</u>		
H	9 Shane Lechler			

Bold underline denotes rookies



MISC. STATS

THE LAST TIME IN THE POSTSEASON.....

BY TEXANS

BY OPPONENT

Never Happened	500 TOTAL NET YARDS	Never Happened
Never Happened	200 YARD RUSHER	Never Happened
153, Arian Foster vs. Cincinnati, 1/7/12	150 YARD RUSHER	Never Happened
140, Arian Foster vs. Cincinnati, 1/5/13	100 YARD RUSHER	Never Happened
Never Happened	400 YARD PASSER	Never Happened
343, Matt Schaub at New England, 1/13/13	300 YARD PASSER	344, Tom Brady at New England, 1/13/13
Never Happened	200 YARD RECEIVER	Never Happened
Never Happened	150 YARD RECEIVER	Never Happened
111, Andre Johnson at Baltimore, 1/15/12	100 YARD RECEIVER	128, Travis Kelce vs. Kansas City, 1/9/16
Never Happened	FIVE TOUCHDOWN PASSES	Never Happened
Never Happened	FOUR TOUCHDOWN PASSES	Never Happened
Never Happened	THREE TOUCHDOWN PASSES	3, Tom Brady at New England, 1/13/13
4, Brian Hoyer vs. Kansas City, 1/9/16	THROW TWO+ INTERCEPTIONS	3, Andy Dalton vs. Cincinnati, 1/7/12
Never Happened	THREE TOUCHDOWN RECEPTIONS	Never Happened
Never Happened	TWO TOUCHDOWN RECEPTIONS	2, Shane Vereen at New England, 1/13/13
Never Happened	FOUR TOUCHDOWNS RUSHING	Never Happened
Never Happened	THREE TOUCHDOWNS RUSHING	Never Happened
2, Arian Foster vs. Cincinnati, 1/7/12	TWO TOUCHDOWNS RUSHING	Never Happened
3.0, Whitney Mercilus vs. Kansas City, 1/9/16	THREE SACKS	Never Happened
29 yards, J.J. Watt vs. Cincinnati, 1/7/12	INTERCEPTION RETURNED FOR TOUCHDOWN	21 yards, Leon Hall vs. Cincinnati, 1/5/13
Never Happened	FUMBLE RETURNED FOR TOUCHDOWN	Never Happened
29-yard INT return, J.J. Watt vs. Cincinnati, 1/7/12	DEFENSIVE TOUCHDOWN	21-yard INT return, Leon Hall vs. Cincinnati, 1/5/13
Never Happened	FIVE-OR-MORE FIELD GOALS	Never Happened
4, Shayne Graham vs. Cincinnati, 1/5/13	FOUR FIELD GOALS	Never Happened
Never Happened	FIELD GOAL BLOCKED	Never Happened
Never Happened	FG BLOCKED/MISSED AND RETURNED FOR TD	Never Happened
Never Happened	PUNT BLOCKED	Never Happened
Never Happened	PUNT BLOCKED AND RETURNED FOR TD	Never Happened
Never Happened	KICKOFF RETURNED FOR TOUCHDOWN	106 yards, Knile Davis vs. Kansas City, 1/9/16
Never Happened	PUNT RETURNED FOR TOUCHDOWN	Never Happened
Never Happened	PAT BLOCKED	Never Happened
Never Happened	MISSED PAT	Never Happened
Andre Johnson pass from Matt Schaub at New England, 1/13/13	TWO POINT CONVERSION MADE	Never Happened
Never Happened	TWO POINT CONVERSION FAILED	Never Happened
Never Happened	SAFETY SCORED	Never Happened
Never Happened	SCORED 40 POINTS	41 at New England, 1/13/13
Never Happened	WON OVERTIME GAME	Never Happened
Never Happened	SHUTOUT	0-30, vs. Kansas City, 1/9/16

TEXANS ALL-TIME POSTSEASON HIGHS AND LOWS

	Texans		Opponents	
	High	Low	High	Low
Points	31 vs. CIN (1/7/12)	0 vs. KC (1/9/16)	41 at NE (1/13/13)	10 vs. CIN (1/7/12)
First Downs	25 at NE (1/13/13)	14 vs. KC (1/9/16)	24 at NE (1/13/13)	11 at BAL (1/15/12)
Total Offense	425 at NE (1/13/13)	226 vs. KC (1/9/16)	457 at NE (1/13/13)	198 vs. CIN (1/5/13)
Net Yards Rushing	188 vs. CIN (1/7/12)	91 at NE (1/13/13)	141 vs. KC (1/9/16)	76 vs. CIN (1/7/12)
Net Yards Passing	334 at NE (1/13/13)	112 vs. KC (1/9/16)	335 at NE (1/13/13)	118 vs. CIN (1/5/13)
Rushing Attempts	39 vs. CIN (1/5/13)	23 at NE (1/13/13)	37 vs. KC (1/9/16)	16 vs. CIN (1/5/13)
Pass Attempts	51 at NE (1/13/13)	20 vs. CIN (1/7/12)	42 vs. CIN (1/7/12)	22 vs. KC (1/9/16)
Pass Completions	34 at NE (1/13/13)	11 vs. CIN (1/7/12)	27 vs. CIN (1/7/12)	14, 2x, last: vs. CIN (1/5/13)
Passes Had Intercepted	4 vs. KC (1/9/16)	0 vs. CIN (1/7/12)	3 vs. CIN (1/7/12)	0, 2x, last: at NE (1/13/13)
Sacks Allowed	3 vs. KC (1/9/16)	0, 2x, last: vs. CIN (1/5/13)	5 at BAL (1/15/12)	1 at NE (1/13/13)
Fumbles	3, 2x, last: at NE (1/13/13)	0, 2x, last: vs. CIN (1/5/13)	3 at BAL (1/15/12)	0, 2x, last: vs. KC (1/9/16)
Fumbles Lost	1, 2x, last: vs. KC (1/9/16)	1, 3x, last: at NE (1/13/13)	-----	-----
Total Turnovers	5 vs. KC (1/9/16)	0 vs. CIN (1/7/12)	3 vs. CIN (1/7/12)	0, 2x, last: at NE (1/13/13)
Penalties	7 vs. CIN (1/5/13)	3, 2x, last: at NE (1/13/13)	5, 3x, last: vs. KC (1/9/16)	0 at BAL (1/15/12)
Yards Penalized	87 vs. CIN (1/7/12)	20, 2x, last: at NE (1/13/13)	56 at NE (1/13/13)	0 at BAL (1/15/12)
Time of Possession	38:49 vs. CIN (1/5/13)	25:35 vs. KC (1/9/16)	34:25 vs. KC (1/9/16)	21:11 vs. CIN (1/5/13)
Defensive Interceptions	3 vs. CIN (1/7/12)	0, 2x, last: at NE (1/13/13)	4 vs. KC (1/9/16)	0 vs. CIN (1/7/12)
Total Takeaways	3 vs. CIN (1/7/12)	0, 2x, last: at NE (1/13/13)	5 vs. KC (1/9/16)	0 vs. CIN (1/7/12)
Third-Down Conversions	8 vs. CIN (1/5/13)	4 at NE (1/13/13)	6, 2x, last: at NE (1/13/13)	0 vs. CIN (1/5/13)

TEXANS ALL-TIME INDIVIDUAL POSTSEASON HIGHS

	Texans	Opponents
Yards Rushing	153, A.Foster vs. CIN (1/7/12)	82, S.Ridley at NE (1/13/13)
Rushing Attempts	32, A.Foster vs. CIN (1/5/13)	21, R.Rice at BAL (1/15/12)
Rushing TDs	2, A.Foster vs. CIN (1/7/12)	1, 4x, last: S.Ware vs. KC (1/9/16)
Receptions	9, twice, last: O.Daniels at NE (1/13/13)	8, twice, last: T.Kelce vs. KC (1/9/16)
Yards Receiving	111, A.Johnson at BAL (1/15/12)	131, W.Welker at NE (1/13/13)
Receiving TDs	1, 3x, last: A.Foster & D.Posey at NE (1/13/13)	2, S.Vereen at NE (1/13/13)
Scrimmage Yards	182, A.Foster vs. CIN (1/7/12)	131, W.Welker at NE (1/13/13)
All-Purpose Yards	182, A.Foster vs. CIN (1/7/12)	131, W.Welker at NE (1/13/13)
Yards Passing	343, M.Schaub at NE (1/13/13)	344, T.Brady at NE (1/13/13)
Pass Attempts	51, M.Schaub at NE (1/13/13)	42, A.Dalton vs. CIN (1/7/12)
Pass Completions	34, M.Schaub at NE (1/13/13)	27, A.Dalton vs. CIN (1/7/12)
TD Passes	2, M.Schaub at NE (1/13/13)	3, T.Brady at NE (1/13/13)
Interceptions Thrown	4, B.Hoyer vs. KC (1/9/16)	3, A.Dalton vs. CIN (1/7/12)
Longest Run	49, A.Blue vs. KC (1/9/16)	29, B.Green-Ellis at NE (1/13/13)
Longest Pass Completion	40 (TD), T.Yates to A.Johnson vs. CIN (1/7/12)	48, A.Smith to T.Kelce vs. KC (1/9/16)
Longest Kickoff Return	94, D.Manning at NE (1/13/13)	106 (TD), K.Davis vs. KC (1/9/16)
Longest Punt Return	12, K.Martin at NE (1/13/13)	14, F.Hammond Jr. vs. KC (1/9/16)
Longest INT Return	29 (TD), J.Watt vs. CIN (1/7/12)	21 (TD), L.Hall vs. CIN (1/5/13)
Longest Punt	56, M.Turk vs. CIN (1/7/12)	64, twice, last: Z.Mesko at NE (1/13/13)
Longest Field Goal	55, S.Graham at NE (1/13/13)	49, C.Santos vs. KC (1/9/16)
Touchdowns Scored	2, 2x, last: A.Foster at NE (1/13/13)	3, S.Vereen at NE (1/13/13)
Points Scored	13, S.Graham vs. CIN (1/5/13)	18, S.Vereen at NE (1/13/13)

TEXANS POSTSEASON RECORD WHEN...

Category	2016 W-L	All-Time W-L
Texans at NRG Stadium	0-0	2-1
Texans on the road	0-0	0-2
Texans on grass	0-0	2-0
Texans on artificial turf	0-0	0-3
Texans in a dome	0-0	0-0
NRG Stadium roof open	0-0	0-0
NRG Stadium roof closed	0-0	2-1
Texans score first	0-0	1-2
Opponent scores first	0-0	1-1
Texans score on first possession	0-0	0-2
Texans score 20+ points	0-0	1-1
Texans score less than 20 points	0-0	1-2
Texans allow 20+ points	0-0	0-3
Texans allow less than 20 points	0-0	2-0
Texans lead after 1st quarter	0-0	1-0
Texans trail after 1st quarter	0-0	0-3
Score tied after 1st quarter	0-0	1-0
Texans lead at halftime	0-0	2-0
Texans trail at halftime	0-0	0-3
Score tied at halftime	0-0	0-0
Texans lead after 3rd quarter	0-0	2-0
Texans trail after 3rd quarter	0-0	0-3
Score tied after 3rd quarter	0-0	0-0
Game goes to overtime	0-0	0-0
Texans have + turnover ratio	0-0	1-0
Texans have - turnover ratio	0-0	0-3
Turnover ratio even	0-0	1-0
Texans have 30:00+ TOP	0-0	1-1
Texans have less than 30:00 TOP	0-0	1-2
Texans have 100-yard rusher	0-0	2-1
Texans have 300 net passing yards	0-0	0-1
Texans have 1 100-yard receiver	0-0	0-1
Texans have 2 100-yard receivers	0-0	0-0
Texans win coin toss	0-0	1-2
Texans lose coin toss	0-0	1-1
Texans wearing Blue jerseys	0-0	2-1
Texans wearing White jerseys	0-0	0-2
Texans wearing Red jerseys	0-0	0-0
Texans wearing All-White	0-0	0-1
Texans wearing All-Blue	0-0	1-1
Texans wearing All-Red	0-0	0-0
In January	0-0	2-3
Kickoff is 12:00 CT	0-0	0-1
Kickoff is 3:00/3:05/3:15/3:35 CT	0-0	2-2
Kickoff is in Prime Time	0-0	0-0
vs. AFC South overall	0-0	0-0
vs. AFC South at home	0-0	0-0
vs. AFC South on the road	0-0	0-0
vs. AFC	0-0	2-3
vs. AFC North	0-0	2-1
vs. AFC East	0-0	0-1
vs. AFC West	0-0	0-1

BY TEXANS

BY OPPONENT

653, vs. Jacksonville (504 passing, 149 rushing), 11/18/12 (OT)	600+ TOTAL NET YARDS	Never happened
501, at Detroit (296 passing, 205 rushing), 11/22/12 (OT)	500-599 TOTAL NET YARDS	503, at Miami (248 rushing, 255 passing), 10/25/15
231, Arian Foster vs. Indianapolis, 9/12/10	200+ YARD RUSHER	211, Larry Johnson vs. Kansas City, 11/20/05
156, Alfred Blue at Cleveland, 11/16/14	150-199 YARD RUSHER	175, Lamar Miller at Miami, 10/25/15
107, Lamar Miller at Indianapolis, 12/11/16	100-149 YARD RUSHER	107, C.J. Anderson at Denver, 10/24/16
527, Matt Schaub vs. Jacksonville, 11/18/12	400+ YARD PASSER	400, Peyton Manning vs. Denver, 12/22/13
312, Brian Hoyer vs. Indianapolis, 10/8/15	300-399 YARD PASSER	331, Blake Bortles at Jacksonville, 10/18/15
238, DeAndre Hopkins vs. Tennessee, 11/30/14	200+ YARD RECEIVER	223, T.Y. Hilton vs. Indianapolis, 10/9/14
169, DeAndre Hopkins vs. Indianapolis, 10/8/15	150-199 YARD RECEIVER	158, Jeremy Maclin vs. Philadelphia, 11/2/14
123, DeAndre Hopkins at Tennessee, 1/1/17	100-149 YARD RECEIVER	114, Rishard Matthews at Tennessee, 1/1/17
6, Ryan Fitzpatrick vs. Tennessee, 11/30/14	SIX TOUCHDOWN PASSES	6, Aaron Rodgers vs. Green Bay, 10/14/12
5, Matt Schaub vs. Jacksonville, 11/18/12	FIVE TOUCHDOWN PASSES	6, Aaron Rodgers vs. Green Bay, 10/14/12
4, Matt Schaub at Denver, 9/23/12	FOUR TOUCHDOWN PASSES	4, Ryan Tannehill at Miami, 10/25/15
3, Brian Hoyer at Buffalo, 12/6/15	THREE TOUCHDOWN PASSES	3, Philip Rivers vs. San Diego, 11/27/16
2, Brock Osweiler vs. Jacksonville, 12/18/16	THROW TWO+ INTERCEPTIONS	2, Andrew Luck at Indianapolis, 12/11/16
3, Andre Johnson vs. Indianapolis, 11/3/13	THREE TOUCHDOWN RECEPTIONS	3, T.Y. Hilton vs. Indianapolis, 11/3/13
2, DeAndre Hopkins vs. N.Y. Jets, 11/22/15	TWO TOUCHDOWN RECEPTIONS	2, Jarvis Landry at Miami, 10/25/15
Never Happened	FOUR TOUCHDOWNS RUSHING	4, Shaun Alexander at Seattle, 10/16/05
3, Ben Tate vs. New England, 12/1/13	THREE TOUCHDOWNS RUSHING	3, Devonta Freeman at Atlanta, 10/4/15
2, Arian Foster at Tennessee, 10/26/14	TWO TOUCHDOWNS RUSHING	2, DeMarco Murray vs. Tennessee, 10/2/16
3.5, Whitney Mercilus & 3.0, J.J. Watt vs. Jacksonville, 1/3/16	THREE-OR-MORE SACKS	3.0, John Abraham at Arizona, 11/10/13
42 yards, Kareem Jackson at Jacksonville, 11/13/16	INTERCEPTION RETURNED FOR TOUCHDOWN	23 yards, Reshad Jones at Miami, 10/25/15
33 yards, Quintin Demps at Tennessee, 12/27/15	FUMBLE RETURNED FOR TOUCHDOWN	Fumble recovered in end zone, DaQuan Jones at Tennessee, 1/1/17
42-yard interception, Kareem Jackson at Jacksonville, 11/13/16	DEFENSIVE TOUCHDOWN	Fumble recovered in end zone, DaQuan Jones at Tennessee, 1/1/17
Nick Novak, 5-5 at Indianapolis, 12/11/16	FIVE-OR-MORE FIELD GOALS	Billy Cundiff 5-5 at Baltimore, 10/16/11
Nick Novak, 4-4 vs. Jacksonville, 12/18/16	FOUR FIELD GOALS	Cairo Santos, 4-4 vs. Kansas City 9/18/16
Jared Crick, blocked kick by Graham Gano at Carolina, 9/20/15	FIELD GOAL BLOCKED	Justin Tuck blocked kick by Randy Bullock at Oakland, 9/14/14
Never Happened	FG BLOCKED/MISSED AND RETURNED FOR TD	Never Happened
Alfred Blue blocked punt by Tress Way vs. Washington, 9/7/14	PUNT BLOCKED	Damontre Moore blocked punt by Shane Lechler vs. New York Giants, 9/21/14
Alfred Blue blocked and recovered punt by Tress Way vs. Washington, 9/7/14	PUNT BLOCKED AND RETURNED FOR TD	Never Happened
95 yards, Jacoby Jones vs. Oakland, 10/4/09	KICKOFF RETURNED FOR TOUCHDOWN	100 yards, Marqise Lee vs. Jacksonville, 12/18/16
67 yards, Will Fuller V vs. Tennessee, 10/2/16	PUNT RETURNED FOR TOUCHDOWN	79 yards, Marcus Sherels at Minnesota, 10/9/16
J.J. Watt blocked PAT by Kai Forbath vs. Washington, 9/7/14	PAT BLOCKED	Margus Hunt blocked PAT by Nick Novak vs. Cincinnati, 12/24/16
Nick Novak, wide right at Green Bay, 12/4/16	MISSED PAT	Dan Carpenter, hit left upright at Buffalo, 12/6/15
Jonathan Grimes run at Buffalo, 12/6/15	TWO POINT CONVERSION MADE	Blake Bortles to Allen Robinson at Jacksonville, 11/13/16
Brian Hoyer pass failed, 10/25/15	TWO POINT CONVERSION FAILED	Zach Mettenberger pass failed at Tennessee, 12/27/15
Penalty enforced in end zone vs. Jacksonville, 12/18/16	SAFETY SCORED	Geno Atkins tackle of Alfred Blue vs. Cincinnati, 11/23/14
45, vs. Tennessee, 11/30/14	SCORED 40 POINTS	44, at Miami, 10/25/15
26-23, vs. Indianapolis, 10/16/16	WON OVERTIME GAME	17-20, at Dallas, 10/5/14
20-0, vs. Tennessee, 11/28/10	SHUTOUT	0-27, at New England, 9/22/16

TEAM SEASON HIGHS AND LOWS

	Texans		Opponents	
	High	Low	High	Low
Points	27 vs. TEN	0 at NE	31 at MIN	10 vs. CIN
First Downs	26 vs. IND	14 at DEN	23 at JAX	9 vs. JAX
Total Offense	414 vs. IND	214 at MIN	392 vs. IND	150 vs. JAX
Net Yards Rushing	185 at IND	46 at TEN	190 at DEN	30 at OAK
Net Yards Passing	308 vs. JAX	92 at JAX	295 at OAK	83 vs. JAX
Offensive Plays	78 vs. JAX	57 vs. CIN	73 at JAX	49 vs. SD
Rushing Attempts	41 at IND	14 at MIN	39 at NE	14 vs. DET
Pass Attempts	48 at TEN	24 at IND	49 at JAX	19 at NE
Pass Completions	29 vs. JAX	14, twice, last: at IND	32 at JAX	11 at NE
Passes Had Intercepted	3 vs. SD	0, 5x, last: at TEN	2 at IND	0, 6x, last: at GB
Sacks Allowed	4, 3x, last: at TEN	0 vs. JAX	5 vs. CHI	0, twice, last: at OAK
Fumbles	4 at DEN	0, 3x, last: at JAX	3, twice, last: at JAX	0, 6x, last: at TEN
Fumbles Lost	2, twice, last: at DEN	0, 10x, last: vs. CIN	3 vs. KC	0, 12x, last: at TEN
Total Turnovers	4 vs. SD	0, twice, last: vs. CIN	3, twice, last: at IND	0, 4x, last: vs. DET
Penalties	9 vs. SD	2 at DEN	12 vs. JAX	3 at NE
Yards Penalized	124 at IND	12 at GB	97 at MIN	15 at NE
Time of Possession	36:42 vs. JAX	22:32 at MIN	37:28 at MIN	23:18 vs. JAX
Defensive Interceptions	2 at IND	0, 6x, last: at GB	3 vs. SD	0, 5x, last: at TEN
Total Takeaways	3, twice, last: at IND	0, 4x, last: vs. DET	4 vs. SD	0, twice, last: vs. CIN
Third-Down Conversions	12 vs. CHI	1 at MIN	10 at JAX	3, 4x, last: vs. JAX

INDIVIDUAL SEASON HIGHS

	Texans	Opponents
Yards Rushing	149, L.Miller vs. IND	107, C.Anderson at DEN
Rushing Attempts	28, L.Miller vs. CHI	25, D.Murray vs. TEN
Rushing TDs	1, 8x, last: B.Osweiler at TEN	2, twice, last: D.Murray vs. TEN
Receptions	9, D.Hopkins vs. IND	9, 3x, last: R.Matthews at TEN
Yards Receiving	123, D.Hopkins at TEN	130, B.LaFell vs. CIN
Receiving TDs	1, 15x, last: C.Fiedorowicz at TEN	1, 20x, last: R.Matthews at TEN
Scrimmage Yards	178, L.Miller vs. IND	133, T.Riddick vs. DET
All-Purpose Yards	178, L.Miller vs. IND	154, T.Hill vs. KC
Yards Passing	269, B.Osweiler vs. IND	295, D.Carr at OAK
Pass Attempts	42, B.Osweiler at MIN	49, B.Bortles at JAX
Pass Completions	26, B.Osweiler at OAK	32, B.Bortles at JAX
TD Passes	2, 5x, last: B.Osweiler at GB	3, twice, last: P.Rivers vs. SD
Interceptions Thrown	3, B.Osweiler vs. SD	2, A.Luck at IND
Longest Run	45, L.Miller at JAX	41, L.Blount at NE
Longest Pass Completion	53, B.Osweiler to W.Fuller V vs. KC	86 (TD), A.Dalton to B.LaFell vs. CIN
Longest Kickoff Return	39, A.Hunt at OAK	100 (TD), M.Lee vs. JAX
Longest Punt Return	67 (TD), W.Fuller V vs. TEN	79 (TD), M.Sherels at MIN
Longest INT Return	42 (TD), K.Jackson at JAX	35, J.Ramsey vs. JAX
Longest Punt	62, twice, last: S.Lechler at DEN	71, B.Kern vs. TEN
Longest Field Goal	53, N.Novak vs. TEN	54, J.Myers at JAX
Touchdowns Scored	2, twice, last: L.Miller vs. IND	2, twice, last: D.Murray vs. TEN
Points Scored	16, N.Novak at IND	12, 3x, last: D.Murray vs. TEN

HOUSTON TEXANS RECORD WHEN...

Category	2016 Season W-L	All-Time W-L
Texans at NRG Stadium	7-1	63-57
Texans on the road	2-6	43-77
Texans on grass	1-4	84-93
Texans on artificial turf	8-3	22-41
Texans in domes	0-1	2-13
Texans in retractable roof stadiums	8-1	65-67
Texans outdoors	1-5	39-54
NRG Stadium roof open	0-0	24-21
NRG Stadium roof closed	7-1	39-36
Texans score first	4-3	69-44
Opponent scores first	5-4	37-90
Texans score on first possession	2-1	39-32
Texans score 20 or more points	7-1	85-51
Texans score 19 or less points	2-6	21-83
Texans allow 20 or more	4-7	30-119
Texans allow 19 or less points	5-0	76-15
Texans lead after 1st quarter	3-2	55-32
Texans trail after 1st quarter	2-3	26-79
Score tied after 1st quarter	4-2	25-23
Texans lead at halftime	5-0	69-30
Texans trail at halftime	4-6	30-97
Score tied at halftime	0-1	7-7
Texans lead after 3rd quarter	5-1	77-21
Texans trail after 3rd quarter	3-5	19-101
Score tied after 3rd quarter	1-1	10-12
Game goes to overtime	1-0	5-9
Texans have + turnover ratio	4-0	66-18
Texans have - turnover ratio	3-5	20-85
Turnover ratio even	2-2	20-31
Texans have 30:00+ TOP	7-4	87-45
Texans have less than 30:00 TOP	2-3	19-89
Texans have 100-yard rusher	3-1	40-24
Texans have 300 net passing yards	1-0	12-21
Texans have 1 100-yard receiver	1-1	37-37
Texans have 2 100-yard receivers	1-0	3-5
Texans win coin toss	3-2	50-73
Texans lose coin toss	6-5	56-61
Texans wearing Blue jerseys	5-1	46-44
Texans wearing White jerseys	3-6	50-82
Texans wearing Red jerseys	1-0	10-8
Texans wearing All-White	1-1	7-6
Texans wearing All-Blue	0-1	6-6
Texans wearing All-Red	0-0	2-2
In September	2-1	23-27
In October	3-2	26-32
In November	1-2	25-34
In December	3-1	29-37
In January	0-1	3-4
On Sunday Night	1-0	3-7
On Thursday Night	0-1	1-6
On Monday Night	0-2	4-7
On Saturday	1-0	1-1
Day Games	7-4	97-114
Night Games	2-3	9-20
vs. AFC South overall	5-1	40-50
vs. AFC South at home	3-0	24-21
vs. AFC South on the road	2-1	16-29
vs. AFC	7-5	81-99
vs. AFC North	1-0	14-16
vs. AFC East	0-1	14-16
vs. AFC West	1-3	13-17
vs. NFC	2-2	25-35
vs. NFC East	0-0	4-12
vs. NFC South	0-0	9-7
vs. NFC North	2-2	8-8
vs. NFC West	0-0	4-8

2016 SEASON TOTALS

TEXANS SEASON TOTALS

	1st Downs				Total Offense								INTs by Hou.				Punts		Punt Returns					KO Returns				Pen		Fum		Scoring							Time Pos
	T	R	Pa	Pe	Yd	Ru	At	Pa	Sk-Yd	A	C	I	N	Yd	Lg	Td	N	Avg	N	Yd	FC	Lg	TD	N	Yd	Lg	TD	N	Yd	N	Lt	R	P	Rt	PAT	FG	S		
vs. CHI	17	5	12	0	344	129	35	215	2-16	35	22	1	1	12	12	0	5	48.6	3	29	4	13	0	3	73	28	0	6	69	1	0	0	2	0	2	3	0	36:19	
vs. KC	15	2	12	1	351	97	34	254	2-14	33	19	2	0	0	0	0	5	49.8	4	12	2	6	0	2	39	20	0	5	44	0	0	0	1	0	1	4	0	33:59	
at NE	19	9	10	0	284	109	27	175	2-21	41	24	1	0	0	0	0	6	49.0	0	0	5	0	0	3	51	21	0	6	43	2	2	0	0	0	0	0	0	31:22	
vs. TEN	21	6	13	2	359	115	24	244	1-10	37	25	2	1	6	6	0	3	50.0	3	84	1	67	1	1	28	28	0	6	59	0	0	0	2	1	3	2	0	28:18	
at MIN	16	4	8	4	214	59	14	155	4-29	42	19	1	0	0	0	0	5	51.4	3	47	1	18	0	3	68	33	0	4	15	1	0	0	1	0	1	2	0	22:32	
vs. IND	26	10	15	1	414	158	28	256	1-13	39	25	1	1	0	0	0	5	40.4	2	23	2	17	0	1	17	17	0	7	59	1	0	1	2	0	2	2	0	30:17	
at DEN	14	5	8	1	271	140	25	131	1-0	41	22	0	0	0	0	0	5	48.4	2	11	3	10	0	3	42	19	0	2	15	4	2	0	0	0	0	3	0	29:22	
vs. DET	20	8	10	2	269	105	31	164	3-22	29	20	1	0	0	0	0	4	50.8	5	35	0	15	0	1	10	10	0	6	49	1	0	1	1	0	2	2	0	33:58	
at JAX	16	9	6	1	273	181	33	92	1-7	27	14	0	1	42	42	1	3	46.0	1	57	0	57	0	2	23	17	0	4	89	0	0	0	2	1	3	1	0	27:50	
at OAK	22	6	14	2	354	124	33	230	2-13	39	26	1	1	0	0	0	3	52.0	2	10	0	9	0	2	39	39	0	7	101	1	1	1	1	0	2	2	0	36:27	
vs. SD	22	6	14	2	353	114	27	239	1-7	37	22	3	1	2	2	0	4	47.3	3	27	1	12	0	0	0	0	0	9	58	2	1	1	0	0	1	2	0	30:01	
at GB	17	8	9	0	307	123	27	184	2-18	35	22	0	0	0	0	0	5	41.0	1	16	1	16	0	3	66	29	0	3	12	1	1	0	2	0	1	0	0	31:31	
at IND	20	8	8	4	316	185	41	131	2-16	24	14	1	2	39	24	0	3	52.0	0	0	1	0	0	2	36	18	0	7	124	1	0	1	0	0	1	5	0	36:05	
vs. JAX	23	6	13	4	387	79	31	308	0-0	47	29	2	1	12	12	0	5	45.2	4	38	2	25	0	2	36	24	0	6	71	3	0	1	0	0	1	4	1	36:42	
vs. CIN	17	4	8	5	250	95	24	155	4-21	29	18	0	1	0	0	0	8	46.4	4	32	4	14	0	0	0	0	0	3	25	1	0	1	0	0	0	2	0	31:06	
at TEN	20	6	13	1	289	46	22	243	4-35	48	26	0	1	19	19	0	3	47.3	2	6	2	7	0	2	29	19	0	6	35	1	1	1	1	0	2	1	0	29:08	
Totals	305	102	173	30	5,035	1,859	456	3,176	32-242	583	347	16	11	132	42	1	72	47.5	39	427	29	67	1	30	557	39	0	87	868	20	8	8	15	2	22	35	1	31:20	
Opp	272	87	157	28	4,821	1,595	397	3,226	31-198	522	319	11	16	165	35	0	84	46.0	48	477	13	79	1	48	1,135	100	1	114	950	15	6	13	20	3	35	25	0	28:40	

OPPONENTS SEASON TOTALS

	1st Downs				Total Offense								INTs by Opp.				Punts		Punt Returns					KO Returns				Pen		Fum		Scoring							Time Pos
	T	R	Pa	Pe	Yd	Ru	At	Pa	Sk-Yd	A	C	I	N	Yd	Lg	Td	N	Avg	N	Yd	FC	Lg	TD	N	Yd	Lg	TD	N	Yd	N	Lt	R	P	Rt	PAT	FG	S		
vs. CHI	14	3	10	1	258	73	20	185	5-31	29	16	1	1	3	3	0	7	42.3	4	40	1	31	0	5	103	26	0	4	30	2	0	1	1	0	2	0	0	23:41	
vs. KC	14	3	10	1	291	119	19	172	4-14	37	20	0	2	47	28	0	6	47.5	4	63	0	32	0	6	158	30	0	9	77	3	3	0	0	0	0	4	0	26:01	
at NE	15	8	4	3	282	185	39	97	1-6	19	11	0	1	18	18	0	7	47.6	3	33	0	13	0	1	24	24	0	3	15	1	0	3	0	0	3	2	0	28:38	
vs. TEN	16	8	7	1	320	124	32	196	1-6	29	13	1	2	6	6	0	5	51.4	3	27	0	17	0	5	116	33	0	11	93	1	0	2	0	0	2	2	0	31:42	
at MIN	22	8	13	1	351	96	37	255	2-16	30	22	0	1	2	2	0	5	46.2	4	100	1	79	1	3	50	17	0	9	97	0	0	1	2	1	4	1	0	37:28	
vs. IND	19	9	9	1	392	161	32	231	3-21	32	21	1	1	0	0	0	5	45.4	2	13	2	7	0	6	109	29	0	7	42	0	0	1	1	0	2	3	0	36:33	
at DEN	19	11	8	0	347	190	35	157	0-0	25	14	0	0	0	0	0	6	42.5	3	33	1	16	0	1	19	19	0	7	83	1	0	2	1	0	3	2	0	30:38	
vs. DET	19	2	13	4	289	58	14	231	1-9	41	27	0	1	3	3	0	5	44.6	3	5	1	8	0	5	134	42	0	8	75	0	0	0	1	0	1	2	0	26:02	
at JAX	23	3	18	2	327	80	22	247	2-18	49	32	1	0	0	0	0	3	38.3	2	12	0	12	0	2	33	17	0	4	49	3	1	0	2	0	1	2	0	32:10	
at OAK	16	3	9	4	325	30	20	295	0-0	31	21	1	1	0	0	0	3	53.0	2	27	0	15	0	0	0	0	0	4	21	1	0	0	3	0	3	2	0	23:33	
vs. SD	18	5	9	4	302	67	18	235	1-7	30	22	1	3	26	25	0	6	48.7	1	11	2	11	0	1	26	26	0	10	78	0	0	0	3	0	3	0	0	29:59	
at GB	16	7	9	0	309	109	26	200	1-9	30	20	0	0	0	0	0	5	43.0	3	44	1	23	0	2	67	39	0	4	30	1	1	1	2	0	3	0	0	28:29	
at IND	21	5	13	3	348	83	15	265	1-11	45	24	2	1	25	25	0	2	40.5	2	4	1	2	0	2	32	18	0	9	59	1	1	0	2	0	2	1	0	23:55	
vs. JAX	9	3	4	2	150	67	20	83	2-9	28	12	1	2	35	35	0	6	52.5	2	9	2	10	0	2	133	100	1	12	91	0	0	1	0	1	2	2	0	23:18	
vs. CIN	15	3	12	0	294	50	19	244	3-24	41	28	1	0	0	0	0	8	45.8	7	15	1	7	0	4	107	35	0	6	60	1	0	0	1	0	1	1	0	28:54	
at TEN	16	6	9	1	236	103	29	133	4-17	26	16	1	0	0	0	0	5	42.2	3	41	0	18	0	3	24	19	0	7	50	0	0	1	1	1	3	1	0	30:52	
Totals	272	87	157	28	4,821	1,595	397	3,226	31-198	522	319	11	16	165	35	0	84	46.0	48	477	13	79	1	48	1,135	100	1	114	950	15	6	13	20	3	35	25	0	28:40	
Texans	305	102	173	30	5,035	1,859	456	3,176	32-242	583	347	16	41	132	42	1	72	47.5	39	427	29	67	1	30	557	39	0	87	868	20	8	8	15	2	22	35	1	31:20	

SCORING

	Texans						Opponents					
	1st	2nd	3rd	4th	OT	Total	1st	2nd	3rd	4th	OT	Total
vs. CHI	0	10	3	10	0	23	7	7	0	0	0	14
vs. KC	7	6	0	6	0	19	0	3	0	9	0	12
at NE	0	0	0	0	0	0	10	0	10	7	0	27
vs. TEN	14	6	7	0	0	27	3	14	3	0	0	20
at MIN	0	6	0	7	0	13	14	10	0	7	0	31
vs. IND	0	3	6	14	3	26	3	10	0	10	0	23
at DEN	6	0	3	0	0	9	0	14	7	6	0	27
vs. DET	0	14	3	3	0	20	0	3	0	10	0	13
at JAX	14	0	7	3	0	24	7	3	0	11	0	21

TEXANS DRIVE ENGINEERING

	No. of Drives	TD	Miss FG	FG	Punt	Fum.	INT	Dwns	Safety	End Half	End Game	Pts.	Pts./Drive
vs. CHI	13	2	0	3	5	0	1	0	0	1	1	23	1.77
vs. KC	14	1	1	4	5	0	2	0	0	0	1	19	1.36
at NE	11	0	0	0	6	0	1	3	0	0	1	0	0.00
vs. TEN	11	2	1	2	3	0	2	1	0	0	0	27	2.45
at MIN	11	1	1	2	5	0	1	1	0	0	0	13	1.18
vs. IND	13	3	0	2	5	0	1	0	0	1	0	26	2.00
at DEN	12	0	0	3	5	2	0	2	0	0	0	9	0.75
vs. DET	10	2	0	2	4	0	1	0	0	1	1	20	2.00
at JAX	10	2	2	1	3	0	0	1	0	0	1	24	2.40
at OAK	10	2	0	2	3	0	1	1	0	1	0	20	2.00
vs. SD	12	1	0	2	4	1	3	1	0	0	0	13	1.08
at GB	11	2	0	0	5	1	0	1	0	1	1	13	1.18
at IND	11	1	0	5	3	0	1	0	0	0	1	22	2.00
vs. JAX	14	1	0	4	5	0	2	1	0	0	1	21	1.50
vs. CIN	11	1	0	2	8	0	0	0	0	0	0	12	1.09
at TEN	11	2	1	1	3	1	0	2	0	1	0	17	1.55
TOTALS	185	23	6	35	72	5	16	14	0	6	8	279	1.51

TEXANS THIRD AND FOURTH DOWN EFFICIENCY

Third and:	1	2	3	4	5	6	7	8	9	10+	Total	4th
vs. CHI	4-4	2-2	1-1	1-1	2-3	1-2	1-2	0-0	0-0	0-5	12-20	0-0
vs. KC	0-1	1-3	0-0	0-0	1-3	1-1	1-3	0-1	0-0	0-3	4-15	1-1
at NE	2-2	0-1	1-1	0-2	1-1	1-1	0-1	0-2	1-2	0-2	6-15	0-3
vs. TEN	0-0	1-1	1-1	0-3	1-1	0-2	0-1	0-0	0-0	2-3	5-12	0-1
at MIN	0-1	0-1	0-0	0-0	0-2	0-1	0-2	1-1	0-2	0-3	1-13	0-1
vs. IND	0-0	0-0	1-1	0-0	2-2	0-1	1-1	0-3	1-1	0-2	5-11	0-0
at DEN	3-3	0-1	0-1	1-2	1-4	0-1	0-0	2-3	0-1	0-2	7-18	0-2
vs. DET	0-0	0-0	0-1	1-1	2-2	1-1	0-0	1-3	0-2	1-5	6-15	1-1
at JAX	1-1	1-2	0-1	0-0	1-1	0-0	1-1	0-0	1-3	2-6	7-15	0-1
at OAK	0-1	3-5	0-0	1-1	1-1	1-1	1-2	1-1	0-3	0-1	8-16	1-2
vs. SD	0-0	0-0	0-1	1-2	0-0	0-0	1-1	1-3	0-0	1-4	4-11	1-2
at GB	0-0	0-0	0-0	1-2	0-2	1-2	2-3	0-0	1-2	1-4	6-15	1-2
at IND	0-1	1-2	0-1	2-3	2-2	0-1	0-1	0-0	0-0	0-3	5-14	0-0
vs. JAX	0-1	0-1	0-1	1-2	1-2	1-2	0-1	0-0	0-2	1-2	4-14	0-1
vs. CIN	1-1	0-0	0-1	3-4	0-2	0-1	0-0	0-1	0-0	0-4	4-14	0-0
at TEN	0-2	0-0	0-0	0-1	0-0	1-2	1-4	0-1	0-1	1-4	3-15	4-6
TOTALS	11-18	9-19	4-11	12-24	15-28	8-19	9-23	6-19	4-19	9-53	87-233	9-23

INTERCEPTIONS AND FUMBLES

	Int.	Yds.	Players	Fum.	Lost	Players
vs. CHI	1	3	B.Osweller	1	0	L.Miller
vs. KC	2	47	B.Osweller	0	0	--
at NE	1	18	B.Osweller	2	2	T.Ervin & C.James
vs. TEN	2	6	B.Osweller	0	0	--
at MIN	1	2	B.Osweller	1	0	B.Osweller
vs. IND	1	0	B.Osweller	1	0	B.Osweller
at DEN	0	0	--	4	2	B.Osweller (3/1); Alfred Blue (1/1)
vs. DET	1	3	B.Osweller	1	0	T.Ervin
at JAX	0	0	--	0	0	--
at OAK	1	0	B.Osweller	1	1	T.Ervin
vs. SD	3	26	B.Osweller	2	1	W.Fuller V (1/0); L.Miller (1/1)
at GB	0	0	--	1	1	R.Griffin
at IND	1	25	B.Osweller	1	0	A.Blue
vs. JAX	2	35	B.Osweller	3	0	A.Hunt (2/0); W.Fuller V (1/0)
vs. CIN	0	0	--	1	0	C.Fiedorowicz
at TEN	0	0	--	1	1	T.Savage
Totals	16	165		20	8	

OPPONENTS DRIVE ENGINEERING

	No. of Drives	TD	Miss FG	FG	Punt	Fum.	INT	Dwns	Safety	End Half	End Game	Pts.	Pts./Drive
vs. CHI	12	2	0	0	7	0	1	2	0	0	0	14	1.17
vs. KC	13	0	0	4	6	3	0	0	0	0	0	12	0.92
at NE	13	3	0	2	7	0	0	0	0	1	0	27	2.08
vs. TEN	13	2	0	2	5	0	1	1	0	1	1	20	1.54
at MIN	11	3	0	1	5	0	0	0	0	1	1	31	2.82
vs. IND	12	2	0	3	5	0	1	1	0	0	0	23	1.92
at DEN	13	3	0	2	6	0	0	0	0	1	1	27	2.08
vs. DET	10	1	1	2	5	0	0	1	0	0	0	13	1.30
at JAX	10	2	0	2	3	1	1	1	0	0	0	21	2.10
at OAK	11	3	0	2	3	0	1	1	0	0	1	27	2.45
vs. SD	11	3	1	0	6	0	1	0	0	0	0	21	1.91
at GB	10	3	0	0	5	1	0	1	0	0	0	21	2.10
at IND	11	2	1	1	2	1	2	1	0	1	0	17	1.55
vs. JAX	13	1	0	2	6	0	1	1	1	1	0	20	1.54
vs. CIN	12	1	1	1	8	0	1	0	0	0	0	10	0.83
at TEN	10	2	0	1	5	0	1	0	0	0	1	24	2.40
TOTALS	185	33	4	25	84	6	11	10	1	6	5	328	1.77

FIRST DOWNS EARNED

(3rd or 4th Down)					
NAME	RUSH	PASS	REC	PEN	TOTAL
Brock Osweiler	13 (10)	153 (57)			166 (67)
Lamar Miller	52 (8)		9 (2)		61 (10)
DeAndre Hopkins			56 (25)		56 (25)
Will Fuller V			31 (12)		31 (12)
C.J. Fiedorowicz			30 (9)		30 (9)
Alfred Blue	23 (4)		1 0		24 (4)
Tom Savage	2 (1)	20 (7)			22 (8)
Ryan Griffin			19 (7)		19 (7)
Jonathan Grimes	5 (3)		4 (1)		9 (4)
Stephen Anderson			6 (4)		6 (4)
Braxton Miller			6 (2)		6 (2)
Akeem Hunt	4 (3)		1 (1)		5 (4)
Jay Prosch	3 (3)		1 0		4 (3)
Jaelen Strong			4 0		4 0
Wendall Williams			3 0		3 0
Keith Mumphy			2 (1)		2 (1)
Penalty				30	30 0
TOTALS	102 (32)	173 (64)	173 (64)	30	478 (160)

* Note: One first down awarded to passer and receiver on passes

TURNOVERS

	Takeaways				Giveaways				Special Teams		Game
	Fum.	Int.	Total	Pts Off	Fum.	Int.	Total	Pts Off	Give	Take	Net
vs. CHI	0	1	1	3	0	1	1	7	0	0	0
vs. KC	3	0	3	10	0	2	2	3	0	0	+1
at NE	0	0	0	0	2	1	3	14	2	0	-3
vs. TEN	0	1	1	0	0	2	2	7	0	0	-1
at MIN	0	0	0	0	0	1	1	0	0	0	-1
vs. IND	0	1	1	0	0	1	1	7	0	0	0
at DEN	0	0	0	0	2	0	2	10	0	0	-2
vs. DET	0	0	0	0	0	1	1	3	0	0	-1
at JAX	1	1	2	7	0	0	0	0	0	0	+2
at OAK	0	1	1	7	1	1	2	3	1	0	-1
vs. SD	0	1	1	3	1	3	4	7	0	0	-3
at GB	1	0	1	0	1	0	1	0	0	0	0
at IND	1	2	3	9	0	1	1	0	0	0	+2
vs. JAX	0	1	1	0	0	2	2	10	0	0	-1
vs. CIN	0	1	1	0	0	0	0	0	0	0	+1
at TEN	0	1	1	0	1	0	1	7	0	0	0
Totals	6	11	17	39	8	16	24	78	3	0	-7

TEXANS TAKEAWAY RESULTS

TEXANS TAKEAWAYS:

17 Total Takeaway (11 INT, 6 FUM)

- 1 INT resulted in 3 points for Houston vs. CHI on 9/11
- 3 FUM resulted in 10 points for Houston vs. KC on 9/18
- 1 INT resulted in 0 points for Houston vs. TEN on 10/2
- 1 INT resulted in 0 points for Houston vs. IND on 10/16
- 1 INT and 1 FUM resulted in 7 points for Houston at JAX on 11/13
- 1 INT resulted in 7 points for Houston at OAK on 11/21
- 1 INT resulted in 3 points for Houston vs. SD on 11/27
- 1 FUM resulted in 0 points for Houston at GB on 12/4
- 2 INT and 1 FUM resulted in 9 points for Houston at IND on 12/11
- 1 INT resulted in 0 points for Houston vs. JAX on 12/18
- 1 INT resulted in 0 points for Houston vs. CIN on 12/24
- 1 INT resulted in 0 points for Houston at TEN on 1/1/17

10 First half takeaways (5 INT, 5 FUM)

- 3 FUM resulted in 10 points for Houston vs. KC on 9/18
- 1 INT resulted in 0 points for Houston vs. TEN on 10/2
- 1 INT resulted in 0 points for Houston vs. IND on 10/16
- 1 INT and 1 FUM resulted in 7 points for Houston at JAX on 11/13
- 1 FUM resulted in 0 points for Houston at GB on 12/4
- 1 INT resulted in 3 points for Houston at IND on 12/11
- 1 INT resulted in 0 points for Houston at TEN on 1/1/17

4 First quarter takeaways (2 INT, 2 FUM)

- 1 FUM resulted in 7 points for Houston vs. KC on 9/18
- 1 INT resulted in 7 points for Houston at JAX on 11/13
- 1 FUM resulted in 0 points for Houston at GB on 12/4
- 1 INT resulted in 3 points for Houston at IND on 12/11

6 Second quarter takeaways (3 INT, 3 FUM)

- 2 FUM resulted in 3 points for Houston vs. KC on 9/18
- 1 INT resulted in 0 points for Houston vs. TEN on 10/2
- 1 INT resulted in 0 points for Houston vs. IND on 10/16
- 1 FUM resulted in 0 points for Houston at JAX on 11/13
- 1 INT resulted in 0 points for Houston at TEN on 1/1/17

7 Second half takeaway (6 INT, 1 FUM)

- 1 INT resulted in 3 points for Houston vs. CHI on 9/11
- 1 INT resulted in 7 points for Houston at OAK on 11/21
- 1 INT resulted in 3 points for Houston vs. SD on 11/27
- 1 INT and 1 FUM resulted in 6 points for Houston at IND on 12/11
- 1 INT resulted in 0 points for Houston vs. JAX on 12/18
- 1 INT resulted in 0 points for Houston vs. CIN on 12/24

5 Third quarter takeaways (4 INT, 1 FUM)

- 1 INT resulted in 3 points for Houston vs. CHI on 9/11
- 1 INT resulted in 7 points for Houston at OAK on 11/21
- 1 INT resulted in 3 points for Houston vs. SD on 11/27
- 1 INT and 1 FUM resulted in 6 points for Houston at IND on 12/11

2 Fourth quarter takeaway (2 INT, 0 FUM)

- 1 INT resulted in 0 points for Houston vs. JAX on 12/18
- 1 INT resulted in 0 points for Houston vs. CIN on 12/24

TEXANS TURNOVER RESULTS

TEXANS TURNOVERS:

24 Total Giveaway (16 INT, 8 FUM)

- 1 INT resulted in 7 points for Chicago on 9/11
- 2 INT resulted in 3 points for Kansas City on 9/18
- 1 INT and 2 FUM resulted in 14 points for New England on 9/22
- 2 INT resulted in 7 points for Tennessee on 10/2
- 1 INT resulted in 0 points for Minnesota on 10/9
- 1 INT resulted in 7 points for Indianapolis on 10/16
- 2 FUM resulted in 10 points for Denver on 10/24
- 1 INT resulted in 3 points for Detroit on 10/30
- 1 INT and 1 FUM resulted in 3 points for Oakland on 11/21
- 3 INT and 1 FUM resulted in 7 points for San Diego on 11/27
- 1 FUM resulted in 0 points for Green Bay on 12/4
- 1 INT resulted in 0 points for Indianapolis on 12/11
- 2 INT resulted in 10 points for Jacksonville on 12/18
- 1 FUM resulted in 7 points for Tennessee on 1/1/17

14 First half giveaways (10 INT, 4 FUM)

- 1 INT resulted in 7 points for Chicago on 9/11
- 1 INT resulted in 0 points for Kansas City on 9/11
- 1 INT and 1 FUM resulted in 7 points for New England on 9/22
- 1 INT resulted in 7 points for Tennessee on 10/2
- 1 INT resulted in 3 points for Detroit on 10/30
- 1 INT and 1 FUM resulted in 3 points for Oakland on 11/21
- 1 INT resulted in 7 points for San Diego on 11/27
- 1 FUM resulted in 0 points for Green Bay on 12/4
- 1 INT resulted in 0 points for Indianapolis on 12/11
- 2 INT resulted in 10 points for Jacksonville on 12/18
- 1 FUM resulted in 7 points for Tennessee on 1/1/17

5 First quarter giveaways (3 INT, 2 FUM)

- 1 INT resulted in 7 points for Chicago on 9/11
- 1 INT resulted in 0 points for Kansas City on 9/11
- 1 INT resulted in 7 points for New England on 9/22
- 1 FUM resulted in 0 points for Green Bay on 12/4
- 1 FUM resulted in 7 points for Tennessee on 1/1/17

9 Second quarter giveaways (7 INT, 2 FUM)

- 1 FUM resulted in 0 points for New England on 9/22
- 1 INT resulted in 7 points for Tennessee on 10/2
- 1 INT resulted in 3 points for Detroit on 10/30
- 1 INT and 1 FUM resulted in 3 points for Oakland on 11/21
- 1 INT resulted in 7 points for San Diego on 11/27
- 1 INT resulted in 0 points for Indianapolis on 12/11
- 2 INT resulted in 10 points for Jacksonville on 12/18

10 Second half giveaway (6 INT, 4 FUM)

- 1 INT resulted in 3 points for Kansas City on 9/11
- 1 FUM resulted in 7 points for New England on 9/22
- 1 INT resulted in 0 points for Tennessee on 10/2
- 1 INT resulted in 0 points for Minnesota on 10/9
- 1 INT resulted in 7 points for Indianapolis on 10/16
- 2 FUM resulted in 10 points for Denver on 10/24
- 2 INT and 1 FUM resulted in 0 points for San Diego on 11/27

6 Third quarter giveaways (3 INT, 3 FUM)

- 1 FUM resulted in 7 points for New England on 9/22
- 1 INT resulted in 0 points for Tennessee on 10/2
- 1 INT resulted in 0 points for Minnesota on 10/9
- 1 INT resulted in 7 points for Indianapolis on 10/16
- 1 FUM resulted in 7 points for Denver on 10/24
- 1 FUM resulted in 0 points for San Diego on 11/27

4 Fourth quarter giveaway (3 INT, 1 FUM)

- 1 INT resulted in 3 points for Kansas City on 9/11
- 1 FUM resulted in 3 points for Denver on 10/24
- 2 INT resulted in 0 points for San Diego on 11/27

DRIVE CHARTS

Game 1 – September 11 vs. Chicago

HOU Start	Plays	Yards	Last Scrm	Time	Result	CHI Start	Plays	Yards	Last Scrm	Time	Result
HOU 27	7	39	CHI 34	3:31	Interception	CHI 25	8	75	HOU 1	4:31	Touchdown
HOU 24	3	-2	HOU 24	2:42	Punt	HOU 40	4	9	HOU 31	1:32	Downs
HOU 31	14	59	CHI 10	6:19	Made FG	CHI 10	6	13	CHI 30	3:22	Punt
HOU 39	10	61	CHI 23	4:49	Touchdown	CHI 22	4	20	CHI 43	1:28	Punt
HOU 17	3	-2	HOU 22	1:08	Punt	CHI 25	3	75	HOU 19	0:31	Touchdown
HOU 27	1	-1	HOU 27	0:07	End Half	CHI 17	2	5	CHI 22	0:53	Interception
CHI 25	5	15	CHI 5	1:50	Made FG	CHI 25	3	-2	CHI 25	1:17	Punt
HOU 31	3	-4	HOU 31	1:04	Punt	CHI 39	4	23	HOU 38	2:14	Punt
HOU 9	6	21	HOU 30	4:11	Punt	CHI 14	3	4	CHI 18	0:55	Punt
HOU 36	9	64	CHI 18	4:52	Touchdown	CHI 17	6	19	CHI 45	3:43	Punt
HOU 34	7	46	CHI 20	2:51	Made FG	CHI 26	3	-2	CHI 32	1:25	Punt
HOU 24	6	20	HOU 44	2:45	Punt	CHI 21	8	24	CHI 45	1:50	Downs
CHI 45	1	-1	CHI 45	0:10	End Game						

Game 2 – September 18 vs. Kansas City

HOU Start	Plays	Yards	Last Scrm	Time	Result	KC Start	Plays	Yards	Last Scrm	Time	Result
HOU 16	8	82	KC 2	4:16	Interception	KC 19	6	8	KC 44	2:36	Fumble
KC 27	1	27	KC 27	0:07	Touchdown	KC 29	3	8	KC 37	1:49	Punt
HOU 15	3	3	HOU 18	1:56	Punt	KC 36	3	-1	KC 36	1:02	Punt
HOU 23	3	-5	HOU 26	2:02	Punt	HOU 34	4	-2	HOU 32	1:17	Made FG
HOU 15	3	5	HOU 20	1:03	Punt	KC 31	6	14	HOU 39	2:53	Punt
HOU 17	14	69	KC 14	6:43	Made FG	KC 23	5	37	HOU 49	2:36	Fumble
KC 14	4	8	KC 6	0:19	Made FG	KC 18	5	26	KC 44	1:08	Fumble
KC 39	3	0	KC 39	0:13	Miss FG	KC 28	3	9	KC 37	2:15	Punt
HOU 6	6	26	HOU 32	4:00	Punt	KC 27	3	-5	KC 27	1:51	Punt
HOU 46	3	-4	HOU 48	1:34	Punt	KC 14	3	1	KC 15	1:37	Punt
HOU 29	2	35	KC 36	0:57	Interception	KC 49	5	26	HOU 25	2:50	Made FG
HOU 40	11	47	KC 12	5:22	Made FG	KC 31	8	52	HOU 17	2:00	Made FG
HOU 25	11	49	KC 26	4:38	Made FG	KC 12	10	76	HOU 12	2:07	Made FG
KC 49	2	-3	KC 49	0:49	End Game						

Game 3 – September 22 at New England

HOU Start	Plays	Yards	Last Scrm	Time	Result	NE Start	Plays	Yards	Last Scrm	Time	Result
HOU 25	6	12	HOU 48	2:44	Punt	NE 31	3	6	NE 37	1:20	Punt
HOU 11	7	36	HOU 47	3:57	Punt	NE 20	10	74	HOU 6	4:52	Made FG
HOU 25	7	20	50	3:14	Interception	HOU 22	1	22	HOU 22	0:07	Touchdown
HOU 10	7	28	HOU 38	3:27	Punt	HOU 43	3	-3	HOU 40	1:58	Punt
HOU 10	7	40	50	3:36	Punt	NE 18	6	20	NE 38	3:22	Punt
HOU 23	4	16	HOU 39	0:50	Punt	NE 14	5	18	NE 34	1:17	End Half
HOU 20	9	44	NE 35	4:15	Downs	NE 22	13	71	HOU 7	6:41	Made FG
HOU 14	3	-3	HOU 14	1:47	Punt	HOU 21	6	21	HOU 1	2:31	Touchdown
HOU 25	7	30	NE 45	2:41	Downs	NE 16	3	7	NE 23	1:24	Punt
HOU 5	11	40	HOU 45	3:30	Downs	NE 36	3	1	NE 37	0:45	Punt
HOU 4	2	12	HOU 8	1:08	End Game	HOU 47	2	47	HOU 41	0:40	Touchdown
						NE 46	3	2	NE 48	1:38	Punt
						HOU 44	3	0	HOU 39	2:03	Punt

Game 4 – October 2 vs. Tennessee

HOU Start	Plays	Yards	Last Scrm	Time	Result	TEN Start	Plays	Yards	Last Scrm	Time	Result
HOU 25	9	75	TEN 14	4:29	Touchdown	TEN 20	3	9	TEN 29	2:10	Punt
HOU 20	6	80	TEN 5	2:47	Touchdown	TEN 28	7	42	HOU 30	2:58	Made FG
HOU 25	9	40	TEN 27	3:54	Made FG	TEN 22	5	78	HOU 2	2:21	Touchdown
HOU 31	7	39	TEN 30	2:56	Miss FG	TEN 38	3	11	TEN 49	1:30	Interception
HOU 41	1	0	HOU 41	0:11	Interception	HOU 39	9	39	HOU 1	4:16	Touchdown
HOU 25	5	19	HOU 44	1:13	Punt	TEN 12	3	3	TEN 15	0:29	Punt
TEN 44	4	17	TEN 27	0:39	Made FG	TEN 40	1	6	TEN 40	0:07	End Half
HOU 25	7	31	TEN 42	3:20	Interception	TEN 33	13	59	HOU 8	7:56	Made FG
HOU 23	3	6	HOU 29	1:35	Punt	TEN 22	3	0	TEN 22	2:48	Punt
HOU 9	11	49	TEN 42	5:31	Downs	TEN 23	3	9	TEN 32	1:46	Punt
HOU 28	3	6	HOU 34	1:43	Punt	TEN 33	5	18	HOU 41	2:30	Punt
						TEN 42	8	30	HOU 28	2:47	Downs
						TEN 25	1	10	TEN 25	0:04	End Game

DRIVE CHARTS

Game 5 – October 9 at Minnesota

HOU Start	Plays	Yards	Last Scrm	Time	Result	MIN Start	Plays	Yards	Last Scrm	Time	Result
HOU 17	3	3	HOU 20	1:03	Punt	MIN 16	8	84	HOU 35	3:37	Touchdown
HOU 25	3	5	HOU 30	1:27	Punt	MIN 45	8	55	HOU 1	3:52	Touchdown
MIN 38	4	5	MIN 33	1:25	Miss FG	MIN 8	3	-7	MIN 13	2:19	Punt
HOU 21	3	1	HOU 22	1:12	Punt	MIN 41	15	58	HOU 1	6:19	Made FG
HOU 25	8	55	MIN 20	3:04	Made FG	MIN 24	3	-6	MIN 27	2:01	Punt
HOU 46	10	42	MIN 12	2:04	Made FG	MIN 22	2	8	MIN 24	1:37	End Half
HOU 31	3	4	HOU 35	1:15	Punt	MIN 21	4	17	HOU 48	3:10	Punt
HOU 25	3	1	HOU 26	0:50	Interception	MIN 36	5	18	HOU 46	2:24	Punt
HOU 9	9	56	MIN 30	3:30	Downs	MIN 35	9	65	HOU 8	4:42	Touchdown
HOU 25	5	16	MIN 47	2:13	Punt	MIN 13	6	25	MIN 38	3:41	Punt
HOU 25	12	75	MIN 1	4:29	Touchdown	HOU 46	7	24	HOU 20	3:46	End Game

Game 6 – October 16 vs. Indianapolis

HOU Start	Plays	Yards	Last Scrm	Time	Result	IND Start	Plays	Yards	Last Scrm	Time	Result
HOU 21	4	-1	HOU 33	1:46	Punt	IND 46	3	0	HOU 45	1:34	Punt
HOU 10	3	2	HOU 12	1:28	Punt	50	9	27	HOU 17	4:16	Made FG
HOU 25	3	4	HOU 29	1:28	Punt	IND 40	7	60	HOU 12	4:33	Touchdown
HOU 25	6	28	IND 47	2:48	Punt	IND 7	10	74	HOU 19	5:12	Made FG
HOU 25	11	66	IND 9	4:58	Made FG	IND 27	4	41	HOU 32	1:25	Interception
HOU 8	4	13	HOU 20	0:32	End Half	IND 21	3	0	IND 27	2:41	Punt
HOU 18	10	82	IND 1	5:13	Touchdown	IND 24	10	63	HOU 8	6:19	Downs
HOU 13	2	-4	HOU 13	0:29	Interception	HOU 20	2	20	HOU 14	0:25	Touchdown
HOU 25	5	13	HOU 38	2:32	Punt	IND 16	10	66	HOU 18	5:17	Made FG
HOU 25	12	75	IND 10	4:27	Touchdown	IND 21	3	-11	IND 23	0:47	Punt
HOU 47	3	53	IND 26	1:01	Touchdown	IND 32	4	20	HOU 48	0:34	Punt
HOU 16	1	-1	HOU 16	0:15	End Reg	IND 26	5	17	IND 47	3:30	Punt
HOU 33	6	52	IND 12	3:20	Made FG						

Game 7 – October 24 at Denver

HOU Start	Plays	Yards	Last Scrm	Time	Result	DEN Start	Plays	Yards	Last Scrm	Time	Result
HOU 25	3	5	HOU 30	1:23	Punt	DEN 24	3	0	DEN 24	1:04	Punt
HOU 40	3	8	HOU 48	1:21	Punt	DEN 8	3	8	DEN 16	1:45	Punt
HOU 42	7	33	DEN 25	2:16	Made FG	DEN 25	3	4	DEN 29	1:45	Punt
HOU 36	10	39	DEN 25	5:05	Made FG	DEN 25	10	75	HOU 7	6:11	Touchdown
HOU 15	3	9	HOU 24	1:41	Punt	DEN 32	7	68	HOU 4	3:25	Touchdown
HOU 13	5	19	HOU 33	3:11	Punt	DEN 23	3	21	DEN 40	0:53	End Half
HOU 17	9	72	DEN 11	4:50	Made FG	DEN 25	3	9	DEN 34	1:01	Punt
HOU 43	7	30	DEN 34	2:56	Fumble	DEN 20	3	1	DEN 21	1:36	Punt
HOU 25	3	5	HOU 30	0:44	Fumble	DEN 28	7	72	HOU 1	3:57	Touchdown
HOU 14	5	21	HOU 35	2:16	Punt	HOU 25	7	22	HOU 3	3:20	Made FG
HOU 8	7	26	HOU 34	1:45	Downs	DEN 35	5	21	HOU 44	2:55	Punt
HOU 25	8	30	DEN 47	1:54	Downs	HOU 34	7	20	HOU 14	2:43	Made FG
						DEN 45	1	-1	DEN 45	0:03	End Game

Game 8 – October 30 vs. Detroit

HOU Start	Plays	Yards	Last Scrm	Time	Result	DET Start	Plays	Yards	Last Scrm	Time	Result
HOU 38	3	-3	HOU 45	2:04	Punt	DET 31	8	31	HOU 38	3:44	Downs
HOU 39	12	61	DET 6	5:54	Touchdown	DET 6	10	63	HOU 31	5:22	Miss FG
HOU 47	10	53	DET 1	4:34	Touchdown	DET 14	3	2	DET 16	1:18	Punt
HOU 24	5	27	DET 46	2:15	Punt	DET 23	4	12	DET 35	2:56	Punt
DET 44	4	17	DET 27	0:49	Interception	DET 9	3	0	DET 18	0:32	Punt
HOU 25	3	7	HOU 32	2:38	Punt	DET 19	5	52	HOU 29	0:30	Made FG
HOU 39	9	46	DET 15	4:30	Made FG	DET 15	4	13	DET 28	2:01	Punt
HOU 25	3	2	HOU 27	2:14	Punt	DET 25	13	75	HOU 1	6:01	Touchdown
HOU 35	9	47	DET 10	6:05	Made FG	DET 22	3	1	DET 23	2:22	Punt
DET 44	7	22	DET 19	2:53	End Game	DET 45	6	39	HOU 16	1:16	Made FG

Game 9 – November 13 at Jacksonville

HOU Start	Plays	Yards	Last Scrm	Time	Result	JAX Start	Plays	Yards	Last Scrm	Time	Result
HOU 25	10	75	JAX 1	4:55	Touchdown	JAX 25	6	15	JAX 40	3:03	Interception
JAX 49	6	18	JAX 31	2:48	Miss FG	JAX 25	13	75	HOU 5	6:43	Touchdown
HOU 22	11	46	JAX 32	4:11	Miss FG	JAX 20	7	31	HOU 44	3:31	Fumble
HOU 40	6	23	JAX 37	0:28	Downs	JAX 39	8	25	HOU 32	3:43	Made FG
HOU 25	3	1	HOU 26	1:07	Punt	JAX 40	7	20	HOU 40	0:38	Downs
HOU 20	6	13	HOU 33	3:12	Punt	JAX 13	9	47	HOU 40	4:40	Punt
JAX 7	1	7	JAX 7	0:05	Touchdown	JAX 28	3	-12	JAX 28	1:49	Punt
HOU 25	11	42	JAX 30	6:24	Made FG	JAX 21	8	53	HOU 26	4:11	Made FG
HOU 27	4	25	JAX 48	2:23	Punt	JAX 25	6	21	HOU 44	2:27	Punt
HOU 8	6	18	HOU 24	2:17	End Game	JAX 8	8	92	HOU 14	1:25	Touchdown

DRIVE CHARTS

Game 10 – November 21 at Oakland (Mexico City)

HOU Start	Plays	Yards	Last Scrm	Time	Result	OAK Start	Plays	Yards	Last Scrm	Time	Result
HOU 25	13	61	OAK 12	6:26	Made FG	OAK 25	3	-4	OAK 25	2:21	Punt
HOU 37	3	9	HOU 46	1:44	Punt	OAK 21	8	79	HOU 17	4:35	Touchdown
HOU 25	9	75	OAK 1	4:49	Touchdown	HOU 19	5	18	HOU 1	2:06	Made FG
HOU 11	7	29	HOU 40	3:54	Punt	OAK 25	3	6	OAK 31	1:39	Punt
HOU 25	1	0	HOU 25	0:07	Interception	OAK 20	3	6	OAK 29	0:48	Punt
HOU 41	3	-8	HOU 42	0:16	End Half	50	4	9	HOU 41	1:15	Downs
HOU 35	13	65	OAK 1	6:19	Touchdown	OAK 25	1	0	OAK 25	0:09	Interception
HOU 25	12	64	OAK 11	6:42	Made FG	OAK 25	12	73	HOU 2	5:53	Made FG
HOU 44	9	41	OAK 15	4:29	Downs	OAK 25	1	75	OAK 25	0:13	Touchdown
HOU 25	6	19	HOU 44	1:41	Punt	OAK 15	5	85	HOU 35	1:32	Touchdown
						OAK 20	8	59	HOU 19	3:02	End Game

Game 11 – November 27 vs. San Diego

HOU Start	Plays	Yards	Last Scrm	Time	Result	SD Start	Plays	Yards	Last Scrm	Time	Result
HOU 18	5	29	HOU 47	2:28	Punt	SD 25	3	7	SD 32	2:14	Punt
HOU 5	5	21	HOU 26	2:45	Punt	SD 20	5	37	HOU 43	3:49	Punt
HOU 28	10	72	SD 1	5:16	Touchdown	SD 21	3	5	SD 33	2:17	Punt
HOU 25	4	24	HOU 49	1:57	Interception	SD 26	6	74	SD 48	4:27	Touchdown
HOU 25	3	-8	HOU 25	1:34	Punt	SD 37	5	63	HOU 21	2:53	Touchdown
HOU 25	7	29	SD 46	3:58	Punt	SD 49	4	15	HOU 36	0:20	Miss FG
SD 48	2	25	SD 43	0:49	Fumble	SD 8	6	14	SD 22	3:26	Punt
SD 38	9	36	SD 2	5:28	Made FG	SD 21	3	0	SD 21	2:10	Interception
HOU 25	2	16	HOU 41	0:48	Interception	SD 25	7	75	HOU 12	4:17	Touchdown
HOU 20	9	42	SD 38	2:41	Downs	SD 44	3	4	HOU 47	1:58	Punt
HOU 13	9	60	SD 27	2:03	Made FG	SD 38	5	11	HOU 38	2:08	Punt
SD 41	2	0	SD 41	0:14	Interception						

Game 12 – December 4 at Green Bay

HOU Start	Plays	Yards	Last Scrm	Time	Result	GB Start	Plays	Yards	Last Scrm	Time	Result
HOU 25	8	31	50	4:18	Fumble	HOU 24	6	19	HOU 2	2:23	Fumble
HOU 5	4	17	HOU 22	2:16	Punt	GB 47	3	6	HOU 44	1:22	Punt
HOU 20	10	31	GB 49	5:41	Downs	50	10	50	HOU 9	5:58	Touchdown
HOU 35	4	13	HOU 48	2:56	Punt	GB 40	3	5	GB 45	1:03	Punt
HOU 11	3	0	HOU 11	0:25	Punt	GB 28	5	21	GB 49	2:01	Punt
HOU 11	5	27	HOU 41	1:37	End Half	GB 30	3	1	GB 31	2:31	Punt
HOU 37	10	63	GB 6	4:57	Touchdown	GB 44	4	9	HOU 48	1:23	Downs
HOU 47	6	17	GB 36	3:07	Punt	GB 2	12	98	HOU 32	5:20	Touchdown
HOU 15	7	41	GB 44	3:50	Punt	GB 11	8	89	HOU 3	4:41	Touchdown
HOU 22	6	78	GB 44	2:20	Touchdown	HOU 48	3	0	HOU 46	1:47	Punt
HOU 12	1	-11	HOU 12	0:04	End Game						

Game 13 – December 11 at Indianapolis

HOU Start	Plays	Yards	Last Scrm	Time	Result	IND Start	Plays	Yards	Last Scrm	Time	Result
HOU 22	5	21	HOU 43	2:39	Punt	IND 12	10	74	HOU 14	3:50	Made FG
HOU 18	3	9	HOU 27	2:20	Punt	IND 18	1	0	IND 18	0:10	Interception
IND 16	6	13	IND 3	2:01	Made FG	IND 25	5	23	IND 48	3:00	Punt
HOU 20	8	39	IND 41	4:24	Interception	HOU 46	3	-3	HOU 44	1:51	Punt
HOU 20	12	80	IND 2	7:19	Touchdown	IND 25	11	38	HOU 37	1:40	Miss FG
HOU 45	5	22	IND 33	0:34	Made FG	IND 25	1	4	IND 30	0:12	End Half
IND 18	5	12	IND 6	1:08	Made FG	IND 27	3	8	IND 35	1:06	Interception
HOU 25	3	9	HOU 34	2:25	Punt	IND 25	6	75	HOU 18	2:53	Touchdown
HOU 14	12	64	IND 17	5:36	Made FG	IND 14	9	72	HOU 2	4:59	Fumble
HOU 25	11	58	IND 17	6:19	Made FG	IND 17	8	83	HOU 35	2:47	Touchdown
HOU 42	2	-2	HOU 42	1:20	End Game	IND 25	6	33	HOU 42	1:27	Downs

Game 14 – December 18 vs. Jacksonville

HOU Start	Plays	Yards	Last Scrm	Time	Result	JAX Start	Plays	Yards	Last Scrm	Time	Result
HOU 25	5	20	HOU 45	3:12	Punt	JAX 8	3	4	JAX 12	1:33	Punt
HOU 33	6	16	HOU 49	2:39	Punt	JAX 10	3	-1	JAX 17	2:03	Punt
HOU 18	3	9	HOU 27	1:21	Punt	JAX 36	11	56	HOU 8	5:36	Made FG
HOU 25	2	16	HOU 41	0:42	Interception	HOU 25	4	-7	HOU 21	1:38	Made FG
HOU 25	2	-3	HOU 32	1:14	Interception	HOU 37	4	37	HOU 1	1:30	Touchdown
HOU 25	10	74	JAX 1	5:56	Downs	JAX 1	3	-1	JAX 4	1:01	Safety
HOU 38	6	40	JAX 22	0:46	Made FG	JAX 25	2	9	JAX 27	0:49	End Half
HOU 16	9	57	JAX 27	5:14	Made FG	JAX 25	6	20	JAX 45	2:44	Punt
HOU 24	3	6	HOU 30	1:43	Punt	JAX 10	4	11	JAX 22	1:41	Punt
HOU 30	9	45	JAX 25	3:15	Made FG	JAX 30	3	8	JAX 38	1:12	Punt
HOU 32	14	58	JAX 8	6:05	Made FG	JAX 25	3	-10	JAX 25	2:07	Punt
HOU 48	8	52	JAX 1	2:56	Touchdown	JAX 25	5	15	JAX 45	1:03	Downs
JAX 40	3	1	JAX 37	0:38	Punt	JAX 7	1	0	JAX 7	0:09	Interception
JAX 25	2	-3	JAX 25	1:01	End Game						

DRIVE CHARTS

Game 15 – December 24 vs. Cincinnati

HOU Start	Plays	Yards	Last Scrm	Time	Result	CIN Start	Plays	Yards	Last Scrm	Time	Result
HOU 23	6	13	HOU 41	3:14	Punt	CIN 41	3	-1	CIN 43	1:45	Punt
HOU 22	3	-7	HOU 22	1:57	Punt	CIN 16	5	20	CIN 36	2:45	Punt
HOU 13	3	7	HOU 20	1:28	Punt	CIN 43	6	13	HOU 44	2:46	Punt
HOU 18	3	6	HOU 24	1:33	Punt	CIN 28	3	6	CIN 34	1:52	Punt
HOU 17	3	5	HOU 22	1:35	Punt	CIN 28	3	9	CIN 37	1:01	Punt
HOU 29	5	10	HOU 42	2:31	Punt	CIN 23	4	8	CIN 42	2:35	Punt
HOU 25	11	68	CIN 6	5:55	Made FG	CIN 8	14	67	HOU 25	4:58	Made FG
HOU 24	12	71	CIN 5	6:34	Made FG	CIN 30	6	9	CIN 42	4:00	Punt
CIN 40	3	0	CIN 40	1:01	Punt	CIN 20	2	15	CIN 35	0:50	Interception
HOU 25	4	75	CIN 24	2:04	Touchdown	CIN 9	3	91	CIN 14	0:55	Touchdown
HOU 21	6	29	50	3:14	Punt	CIN 29	3	-3	CIN 32	1:41	Punt
						CIN 15	13	60	HOU 25	3:46	Miss FG

Game 16 – January 1 at Tennessee

HOU Start	Plays	Yards	Last Scrm	Time	Result	TEN Start	Plays	Yards	Last Scrm	Time	Result
HOU 14	3	-14	HOU 16	1:20	Fumble	TEN 22	6	17	TEN 39	3:43	Punt
HOU 13	3	7	HOU 20	2:04	Punt	HOU 46	4	2	HOU 36	3:16	Punt
HOU 14	3	3	HOU 17	1:09	Punt	TEN 41	3	3	TEN 44	1:02	Punt
HOU 19	16	41	TEN 33	6:44	Downs	TEN 41	6	27	HOU 32	3:33	Interception
HOU 40	7	33	TEN 27	2:50	Miss FG	TEN 35	3	7	TEN 42	1:09	Punt
HOU 10	3	-7	HOU 10	0:39	Punt	HOU 36	7	36	HOU 2	2:08	Touchdown
HOU 25	1	-1	HOU 25	0:23	End Half	TEN 45	10	55	HOU 2	5:47	Touchdown
HOU 19	13	81	TEN 4	4:29	Touchdown	TEN 26	13	57	HOU 6	7:41	Made FG
HOU 25	8	67	TEN 3	3:33	Made FG	TEN 11	7	28	TEN 39	2:18	Punt
HOU 25	14	75	TEN 1	5:19	Touchdown	HOU 26	1	-1	HOU 26	0:15	End Game
HOU 18	5	9	HOU 33	0:38	Downs						

CUMULATIVE CHALLENGE RESULTS

Category	Won	Lost
Completions	1	7
(Touchdown)	11/14/10 at JAX	9/18/16 vs. KC
		9/9/12 vs. MIA
		12/13/10 vs. BAL
		11/29/09 vs. IND
		9/10/06 vs. PHI
		9/12/04 vs. SD
		9/22/02 vs. IND
Completions	10	18
(No Touchdown)	11/1/10 at IND	12/11/11 at CIN
	12/6/09 at JAX	10/30/11 vs. JAX
	9/15/13 vs. TEN	10/9/11 vs. OAK
	9/22/13 at BAL	9/30/07 at ATL
	10/9/14 vs. IND	11/5/06 at NYG
	9/13/15 vs. KC	11/12/06 at JAX
	9/13/15 vs. KC	12/24/06 vs. IND
	9/27/15 vs. TB	11/14/04 at IND
	12/13/15 vs. NE	11/14/04 at IND
	12/13/15 vs. NE	11/21/04 vs. GB
		10/19/03 vs. NYJ
		10/20/14 at PIT
		12/21/14 vs. BAL
		12/28/14 vs. JAX
		9/27/15 vs. TB
		11/22/15 vs. NYJ
		1/3/16 vs. JAX
		12/11/16 at IND
Interceptions	2	4
	11/13/11 at TB	9/21/08 at TEN
	9/16/07 at CAR	9/23/07 vs. IND
		10/14/07 at JAX
		11/30/02 vs. CIN
Fumbles	7	14
	11/6/11 vs. CLE	12/4/11 vs. ATL
	10/18/09 at CIN	10/30/11 vs. JAX
	12/28/08 vs. CHI	10/3/10 at OAK
	9/17/06 at IND	9/27/09 vs. JAX
	10/15/06 at DAL	9/7/08 at PIT
	12/12/04 vs. IND	12/14/08 vs. TEN
	9/22/16 at NE	9/16/07 at CAR
		10/21/07 vs. TEN
		11/18/07 vs. NO
		11/25/07 at CLE
		12/13/07 vs. DEN
		9/11/05 at BUF
		10/2/05 at CIN
		9/7/14 vs. WAS
Spot	5	8
	12/2/06 at OAK	12/20/09 vs. STL
	11/30/03 vs. ATL	9/7/08 at PIT
	9/27/09 vs. JAX	12/31/06 vs. CLE
	9/30/12 vs. TEN	10/10/04 vs. MIN
	9/15/13 vs. TEN	11/7/04 at DEN
		10/13/13 vs. STL
		11/24/13 vs. JAX
		11/2/14 vs. PHI
		11/21/16 at OAK
Penalties	0	2
Number of Men on Field		12/30/12 at IND
Running into the kicker		12/20/15 at IND
ALL-TIME RECORD	25	53

CHALLENGE BY YEAR

Year	Won	Lost
2016	1	3
2015	5	4
2014	1	4
2013	3	2
2012	1	2
2011	2	5
2010	2	2
2009	3	3
2008	1	4
2007	1	8
2006	3	5
2005	0	2
2004	1	6
2003	1	1
2002	0	2
ALL-TIME RECORD	25	53

YEARLY CHALLENGE SUMMARIES

Category	Won	Lost
Completions (TD)	0	1
Completions (No TD)	0	1
Fumbles	1	0
Spot	0	1
2016 RECORD	1	3

CHALLENGE DESCRIPTION

9/18/16 vs. KC (D. Hopkins completion)	Lost
9/22/16 at NE (C. Jones fumble)	Won
11/21/16 at OAK (A. Hunt spot)	Lost
12/11/16 at IND (T. Hilton catch)	Lost

Category	Won	Lost
Completions (TD)	0	0
Completions (No TD)	5	3
Interceptions	0	0
Fumbles	0	0
Number of Men on Field	0	0
Running into the kicker	0	1
2015 RECORD	5	4

CHALLENGE DESCRIPTION

9/13/15 vs. KC (J. Maclin completion)	Won
9/13/15 vs. KC (D. Hopkins completion)	Won
9/27/15 vs. TB (M. Evans completion)	Won
9/27/15 vs. TB (L. Murphy completion)	Lost
11/22/15 vs. NYJ (E. Decker completion)	Lost
12/13/15 vs. NE (D. Amendola completion)	Won
12/13/15 vs. NE (J. White completion)	Won
12/20/15 at IND (W. Mercilus penalty)	Lost
1/3/16 vs. JAX (A. Hurns completion)	Lost

Category	Won	Lost
Completions (TD)	0	0
Completions (No TD)	1	3
Interceptions	0	0
Fumbles	0	1
Number of Men on Field	0	0
Spot	0	0
2014 RECORD	1	4

CHALLENGE DESCRIPTION

9/7/14 vs. WAS (A. Morris fumble)	Lost
10/9/14 vs. IND (R. Wayne completion)	Won
10/20/14 at PIT (A. Brown completion)	Lost
12/21/14 vs. BAL (A. Johnson completion)	Lost
12/28/14 vs. JAX (A. Hurns completion)	Lost

2013

Category	Won	Lost
Completions (TD)	0	0
Completions (No TD)	2	0
Interceptions	0	0
Fumbles	0	0
Number of Men on Field	0	0
Spot	1	2
2013 RECORD	3	2

CHALLENGE DESCRIPTION

9/15/13 vs. TEN (Spot. After review, ruled safety)	Won
9/15/13 vs. TEN (M. Schaub pass to A. Johnson)	Won
9/22/13 at BAL (T. Smith catch on sideline)	Won
10/13/13 vs. STL (B. Tate goal line run)	Lost
11/24/13 vs. JAX (D. Johnson first down short of marker)	Lost

2012

Category	Won	Lost
Completions (TD)	0	1
Completions (No TD)	0	0
Interceptions	0	0
Fumbles	0	0
Number of Men on Field	0	1
Spot	1	0
2012 RECORD	1	2

CHALLENGE DESCRIPTION

9/9/12 vs. MIA (L. Jean catch in endzone)	Lost
9/30/12 vs. TEN (K. Martin first down short of marker)	Won
12/30/12 at IND (IND number men on field)	Lost

2011

Category	Won	Lost
Completions (TD)	0	0
Completions (No TD)	0	3
Interceptions	1	0
Fumbles	1	2
Spot	0	0
2010 RECORD	2	5

CHALLENGE DESCRIPTION

12/11/11 at CIN (A. Foster catch)	Lost
12/4/11 vs. ATL (T. Yates fumble)	Lost
11/13/11 at TB (A. Talib interception)	Won
11/6/11 vs. CLE (D. Ward fumble)	Won
10/30/11 vs. JAX (B. Tate fumble)	Lost
10/30/11 vs. JAX (K. Walter catch)	Lost
10/9/11 vs. OAK (J. Dreesen catch)	Lost

2010

Category	Won	Lost
Completions (TD)	1	1
Completions (No TD)	1	0
Interceptions	0	0
Fumbles	0	1
Spot	0	0
2010 RECORD	2	2

CHALLENGE DESCRIPTION

11/14/10 at JAX (K. Walter TD completion)	Won
10/3/10 at OAK (M. Bush fumble)	Lost
11/1/10 at IND (A. Gonzalez catch)	Won
12/13/10 vs. BAL (K. Walter TD completion)	Lost

2009

Category	Won	Lost
Completions (TD)	0	1
Completions (No TD)	1	0
Interceptions	0	0
Fumbles	1	1
Spot	1	1
2009 RECORD	3	3

CHALLENGE DESCRIPTION

9/27/09 vs. JAX (C. Brown fumble)	Lost
9/27/09 vs. JAX (E. Wilford TD. Marked ob at HST 2.)	Won
10/18/09 at CIN (S. Slaton fumble)	Won
11/29/09 vs. IND (A. Johnson catch)	Lost
12/6/09 at JAX (D. Anderson catch)	Won
12/20/09 at STL (K. Darby first down)	Lost

2008

Category	Won	Lost
Completions (TD)	0	0
Completions (No TD)	0	0
Interceptions	0	1
Fumbles	1	2
Spot	0	1
2008 RECORD	1	4

CHALLENGE DESCRIPTION

9/7/08 at PIT (M. Schaub fumble)	Lost
9/7/08 at PIT (Spot)	Lost
9/21/08 at TEN (M. Griffin interception)	Lost
12/14/08 vs. TEN (Ball touched on punt)	Lost
12/28/08 vs. CHI (S. Slaton fumble)	Won

2007

Category	Won	Lost
Completions (TD)	0	0
Completions (No TD)	0	1
Interceptions	1	2
Fumbles	0	5
Spot	0	0
2007 RECORD	1	8

CHALLENGE DESCRIPTION

9/16/07 at CAR (K. Lucas interception)	Won
9/16/07 at CAR (O. Daniels fumble)	Lost
9/23/07 vs. IND (R. Boiman interception)	Lost
9/30/07 at ATL (J. Harrington pass complete to R.White)	Lost
10/14/07 at JAX (B. Williams interception)	Lost
10/21/07 vs. TEN (J. Jones fumble)	Lost
11/18/07 vs. NO (O. Daniels fumble)	Lost
11/25/07 at CLE (O. Daniels fumble)	Lost
12/13/07 vs. DEN (T. Scheffler fumble)	Lost

2006

Category	Won	Lost
Completions (TD)	0	1
Completions (No TD)	0	3
Interceptions	0	0
Fumbles	2	0
Spot	1	1
2006 RECORD	3	5

CHALLENGE DESCRIPTION

9/10/06 vs. PHI (D. McNabb TD pass to D. Stallworth)	Lost
9/17/06 at IND (IND TD challenged; overturned)	Won
10/15/06 at DAL (Punt return fumble)	Won
11/5/06 at NYG (J. Feagles pass to J. Feely)	Lost
11/12/06 at JAX (S. Rosenfels incomplete pass to O. Daniels)	Lost
12/2/06 at OAK (Punt return marked ob at HST 38. After review marked ob at OAK 41)	Won
12/24/06 vs. IND (P. Manning pass to B. Utecht)	Lost
12/31/06 vs. CLE (C. Taylor 2 yard run)	Lost

2005

Category	Won	Lost
Completions (TD)	0	0
Completions (No TD)	0	0
Interceptions	0	0
Fumbles	0	2
Spot	0	0
2005 RECORD	0	2

CHALLENGE DESCRIPTION

9/11/05 at BUF (D. Carr fumble)	Lost
10/2/05 at CIN (D. Carr fumble)	Lost

2004

Category	Won	Lost
Completions (TD)	0	1
Completions (No TD)	0	3
Interceptions	0	0
Fumbles	1	0
Spot	0	2
2004 RECORD	1	6

CHALLENGE DESCRIPTION

9/12/04 vs. SD (D. Brees TD pass to E. Parker)	Lost
10/10/04 vs. MIN (spot)	Lost
11/7/04 at DEN (spot)	Lost
11/14/04 at IND (P. Manning pass to B. Stokley)	Lost
11/14/04 at IND (P. Manning pass to B. Stokley)	Lost
11/21/04 vs. GB (D. Carr pass to J. Gaffney)	Lost
12/12/04 vs. IND (P. Manning fumble)	Won

2003

Category	Won	Lost
Completions (TD)	0	0
Completions (No TD)	0	1
Interceptions	0	0
Fumbles	0	0
Spot	1	0
2003 RECORD	1	1

CHALLENGE DESCRIPTION

10/19/03 vs. NYJ (V. Testaverde pass to S. Moss)	Lost
11/30/03 vs. ATL (spot)	Won

2002

Category	Won	Lost
Completions (TD)	0	1
Completions (No TD)	0	0
Interceptions	0	1
Fumbles	0	0
Spot	0	0
2002 RECORD	0	2

CHALLENGE DESCRIPTION

9/22/02 vs. IND (P. Manning TD pass to R. Wayne)	Lost
11/30/02 vs. CIN (A. Hawkins interception)	Lost



GAME SUMMARIES

GAME SUMMARIES



WEEK 1: Houston 23 vs. Chicago 14

71,933 • NRG Stadium • Houston, Texas • Sept. 11, 2016



GAME SUMMARY

Brock Osweiler's first start as a Texan ended in a 23-14 victory in front of a record home crowd. Osweiler was steady, completing 22-of-35 for 231 yards, two touchdowns, and one interception. He was assisted by 100-yard performances rookie **Will Fuller V** and running back **Lamar Miller**.

Fuller led the wide receivers with five catches for 107 yards and a touchdown. Miller rushed for 106 yards on 28 carries. Eight different Texans player had a catch on the day, including four rookies: Fuller, **Braxton Miller**, **Stephen Anderson**, and **Tyler Ervin**. **DeAndre Hopkins** caught five passes for 54 yards and a touchdown, scoring in Texans season opener for the third-straight year.

J.J. Watt returned to the starting lineup for his 81st consecutive career start. The Texans defense sacked Jay Cutler five times in the win: **Whitney Mercilus** (2), **Jadeveon Clowney** (1), **John Simon** (1), and **A.J. Bouye** (1). Safety **Andre Hal** had the lone interception of the day. Cutler was 16-of-29 for 216 yards, one touchdown, one interception and 76.2 passer rating.

The Texans offense struggled early, as Osweiler threw an interception on the opening drive of the game. Osweiler's pass, intended for Hopkins, was picked off by Bears cornerback Tracy Porter. Eight plays and 75 yards later, Jeremy Langford scored on a one-yard touchdown run to give the Bears an early 7-0 lead.

Houston scored ten unanswered points in the second quarter on back-to-back drives. After **Nick Novak's** 28-yard field goal, the Texans added their first touchdown of the day. Hopkins caught a 23-yard touchdown pass to cap off a 10-play, 61-yard drive that took 4:49 off the clock. The Texans led 10-7 with 3:14 left in the first half.

The Bears fired back with a short 0:31 drive. Cutler's deep 54-yard pass to Alshon Jeffery was followed by a 19-yard touchdown throw to Eddie Royal on the next play. Chicago took a 14-10 lead heading into halftime.

Hal intercepted Cutler on the second play of the third quarter. Novak added another 28-yard field goal and the Texans trailed 14-13.

Houston regained its lead early in the fourth quarter when Osweiler threw his second touchdown of the day after a nine-play, 64-yard drive. Fuller V caught the short pass on third-and-7 to score an 18-yard touchdown. Novak added his third field goal, a 38-yard kick, and the Texans led 23-14 with 6:10 left in the game.

The Texans improve to 1-0 on the season and will face the Kansas City Chiefs in Week 2 at NRG Stadium.

SCORING

SCORE BY PERIODS	1	2	3	4	OT	Total
Chicago Bears	7	7	0	0	-	14
Houston Texans	0	10	3	10	-	23

SCORING DRIVES

Team	Qtr	Time	Play Description (Extra Point) (Drive info)	CHI	HOU
Bears	1	6:58	J.Langford 1 yd. run (C.Barth kick) (8-75, 4:31)	7	0
Texans	2	11:25	N.Novak 28 yd. Field Goal (14-59, 6:19)	7	3
Texans	2	3:14	D.Hopkins 23 yd. pass from B.Osweiler (N.Novak kick) (10-61, 4:49)	7	10
Bears	2	0:07	E.Royal 19 yd. pass from J.Cutler (C.Barth kick) (3-75, 0:31)	14	10
Texans	3	12:17	N.Novak 28 yd. Field Goal (5-15, 1:50)	14	13
Texans	4	12:44	W.Fuller 18 yd. pass from B.Osweiler (N.Novak kick) (9-64, 4:52)	14	20
Texans	4	6:10	N.Novak 38 yd. Field Goal (7-46, 2:51)	14	23

TEAM STATISTICS

	BEARS	TEXANS
TOTAL FIRST DOWNS	14	17
THIRD DOWN EFFICIENCY	4-13-31%	12-20-60%
FOURTH DOWN EFFICIENCY	0-2-0%	0-0-0%
TOTAL NET YARDS	258	344
NET YARDS RUSHING	73	129
NET YARDS PASSING	185	215
PASS ATTEMPTS-COMPLETIONS-HAD INTERCEPTED	29-16-1	35-22-1
KICKOFFS Number-In End Zone-Touchbacks	3-2-0	6-3-1
PUNTS Number and Average	7-42.3	5-48.6
Net Punting Average	38.1	40.6
FGs - PATs Had Blocked	0-0	0-0
TOTAL RETURN YARDAGE (Not Including Kickoffs)	43	41
PENALTIES Number and Yards	4-30	6-69
FUMBLES Number and Lost	2-0	1-0
TOUCHDOWNS	2	2
EXTRA POINTS Made-Attempts	2-2	2-2
FIELD GOALS Made-Attempts	0-0	3-3
RED ZONE EFFICIENCY	2-2-100%	1-3-33%
GOAL TO GO EFFICIENCY	1-1-100%	0-2-0%
SAFETIES	0	0
FINAL SCORE	14	23
TIME OF POSSESSION	23:41	36:19

INDIVIDUAL STATISTICS

RUSHING (Att-Yds): Chicago, J. Langford 17-57, J. Cutler 2-12, K. Carey 1-4. Houston, L. Miller 28-106, B. Osweiler 4-14, A. Blue 1-4, T. Ervin 1-3, J. Prosch 1-2.

PASSING (C-A-Y-I): Chicago, J. Cutler 16-29-216-1. Houston, B. Osweiler 22-35-231-1.

RECEIVING (Rec-Yds): Chicago, A. Jeffery 4-105, E. Royal 4-57, K. White 3-34, Z. Miller 3-14, J. Langford 2-6. Houston, W. Fuller 5-107, D. Hopkins 5-54, L. Miller 4-11, S. Anderson 3-25, R. Griffin 2-17, B. Miller 1-6, C. Fiedorowicz 1-6, T. Ervin 1-5.

SACKS (Sk-Yds): Chicago, D. Trevathan 1-7, E. Goldman .5-4.5, L. Floyd .5-4.5. Houston, J. Simon 1-8, J. Clowney 1-1, W. Mercilus 2-16, A. Bouye 1-6.

INTERCEPTIONS (Int-Yds): Chicago, T. Porter 1-3. Houston, A. Hal 1-12.

TACKLES (S-A-T): Chicago, J. Freeman 9-8-17, D. Trevathan 7-4-11, H. Jones-Quartey 4-3-7, E. Goldman 2-4-6, L. Floyd 2-4-6, J. Glenn 5-0-5, A. Amos 5-0-5, T. Porter 3-1-4, L. Houston 2-2-4, A. Hicks 3-0-3, D. Hall 2-1-3, C. Washington 1-0-1, S. Acho 1-0-1. Houston, J. Simon 5-1-6, M. Bullough 5-0-5, K. Jackson 4-1-5, B. McKinney 2-3-5, J. Joseph 4-0-4, J. Clowney 3-1-4, Q. Demps 3-1-4, W. Mercilus 2-2-4, A. Bouye 3-0-3, A. Hal 2-0-2, B. Cushing 1-1-2, V. Wilfork 1-0-1, K. Johnson 1-0-1, J. Watt, 0-1-1, D. Reader 0-1-1, C. Covington 0-1-1.

MISSED FIELD GOAL: Chicago, none. Houston, none.

TEAM NOTES

THE TEXANS

- Earned their 100th victory as a franchise (regular season and postseason combined)
- Had 71,933 fans in attendance for the game, which marked the largest crowd at NRG Stadium in franchise history
- Won their fourth straight regular season game, dating back to Week 15 of the 2015 season
- Improved their all-time home record to 57-56 in the regular season
- Improved to 9-6 (.600) all-time in season openers, which is the third-best winning percentage in Week 1 games among all NFL teams
- Improved to 4-0 overall and 2-0 at home all-time against the Bears
- Improved their all-time record against the NFC North to 7-6
- Improved to 2-1 in season openers under Head Coach **Bill O'Brien**. O'Brien improved his all-time regular season record to 19-14
- Had a 100-yard rusher (**Lamar Miller**, 106) and receiver (**Will Fuller V**, 107) for the 15th time in team history and first time since Week 3 of 2015 (**Alfred Blue**, 139 & **DeAndre Hopkins**, 101)
- Recorded 5.0-or-more sacks as a team for the 18th time in team history and the second straight week dating back to Week 17 of the 2015 season
- Totaled 346 net yards of offense, including 215 passing and 131 rushing, 17 first downs, 36:19 time of possession and converted 12-of-20 (60%) third downs
- Recorded over 100 net rushing yards (102) in the first half of a game for the first time since posting 107 rushing yards at Indianapolis on Dec. 20, 2015
- Had eight different players record a reception, including four rookies
- Posted two scoring drives of 10-plus plays in the first half

SCORING PLAYS

- 2nd Quarter – K **Nick Novak** made a 28-yard field goal on his first attempt of the year in the second quarter to cut Houston's deficit to 7-3
- 2nd Quarter – QB **Brock Osweiler** connected on a 23-yard touchdown pass to WR **DeAndre Hopkins** to give the Texans a 10-3 lead
- 3rd Quarter – Novak made another 28-yard field goal to cut Houston's deficit to 14-13
- 4th Quarter – Osweiler threw an 18-yard touchdown pass to WR **Will Fuller V** to give the Texans a 20-14 lead. It marked Osweiler's third career multi-touchdown game and Fuller's first career touchdown
- 4th Quarter – Novak made his third field goal of the game, a 38-yarder, to give Houston a 23-14 final lead

MISCELLANEOUS NOTES

- The following four Texans players were captains for the game: CB **Johnathan Joseph**, P **Shane Lechler**, QB **Brock Osweiler** and NT **Vince Wilfork**
- The following seven Texans players were inactive for the game: G **Oday Aboushi**, T **Duane Brown**, S **K.J. Dillon**, DE **Joel Heath**, WR **Keith Mumfery**, OLB **Brennan Scarlett** and QB **Brandon Weeden**
- The following Texans player was active but did not play in the game: QB **Tom Savage**
- Chicago won the toss and deferred to the second half. Houston elected to receive the ball to start the game

INDIVIDUAL PLAYER NOTES

CB A.J. BOUYE

- Recorded his first career sack when he brought down Bears QB Jay Cutler for a loss of six yards in the fourth quarter
- Finished with three solo tackles and one pass defended

ILB MAX BULLOUGH

- Posted a single-game career-high five solo tackles, to go along with one tackle for loss

OLB JADEVEON CLOWNEY

- Totaled four tackles (three solo), including 1.0 sack, a career-high three quarterback hits and two tackles for loss, which tied a single-game career-high
- Sacked Bears QB Jay Cutler in the third quarter for a 1-yard loss, bringing his career total to 5.5

RB TYLER ERVIN

- In his first career game, returned three kickoffs for 73 yards, averaging 24.3 yards per return
- Also returned three punts for 29 yards, caught one pass for five yards and rushed once for three yards
- Racked up 110 total all-purpose yards on offense (eight yards) and special teams (102 yards)

WR WILL FULLER V

- Caught five passes for a team-leading 107 yards and a touchdown in his first career NFL game
- Became the first Texans rookie with a 100-yard receiving game in a season opener. Also became the first rookie in team history with a receiving touchdown in a season opener
- Scored his first career touchdown on an 18-yard pass from QB Brock Osweiler in the fourth quarter

S ANDRE HAL

- Registered the team's first interception of the year and his fifth career interception when he picked off Bears QB Jay Cutler in the third quarter and returned it 12 yards to the Chicago 25-yard line
- Notched interceptions in back-to-back games for the first time in his career, having picked off a pass in the 2015 regular season finale against Jacksonville

WR DeANDRE HOPKINS

- Finished tied for the team lead with five receptions for 54 yards and a touchdown
- Scored on a 23-yard touchdown pass from QB Brock Osweiler in the second quarter. It marked his 20th career touchdown reception and third straight season opener (2014-16) with a touchdown. Hopkins also recorded his fourth career touchdown in Week 1 games, which passes former Texans WR Andre Johnson for the most in team history
- Passed former Texans TE Owen Daniels for the second-most career receptions (23) on kickoff weekend in franchise history
- Started his 49th straight game, which is the second-longest active streak among NFL wide receivers

CB KAREEM JACKSON

- Tied for second on the team with five tackles (four solo), including one for loss

P SHANE LECHLER

- Passed Charles Woodson (254) and tied Tim Brown, Irving Fryar and Earl Morrall (255) for the 33rd-most career games played in NFL history
- Punted five times for 243 yards, averaging 48.6 gross yards and 40.6 net yards per punt, and pinned one inside the 20-yard line. Posted a long punt of 60 yards
- Played in his 223rd straight game, which is the longest active streak in the NFL

C GREG MANCZ

- Made his first career start in the regular season

ILB BENARDRICK McKINNEY

- Tied for second on the team with five tackles (two solo) and added a career-high two quarterback hits

INDIVIDUAL PLAYER NOTES (CONT.)

OLB WHITNEY MERCILUS

- Totaled four tackles (two solo), 2.0 sacks and one forced fumble
- Recorded the team's first sack of the game in the second quarter when he brought down Bears QB Jay Cutler for a 7-yard loss on third down. It marked the second time in his career that he's posted a sack in a season opener (2013) and his 31st career sack
- Registered a strip-sack on Cutler in the fourth quarter, giving him 2.0 sacks for the game and his third straight multiple-sack game (including postseason) dating back to Week 17 of the 2015 season

RB LAMAR MILLER

- Started his first game as a Texan and rushed for 106 yards on a career-high 28 attempts, averaging 3.8 yards per carry. Also caught four passes for 11 yards
- Became the second Texans player to rush for over 100 yards in the team's last two regular season games (Alfred Blue, 102 yards on 1/3/16 vs. Jacksonville)
- His 15 carries in the first half marked the most he's ever had in a half of a game in his career, surpassing his previous high of 14 carries in the first half against Houston as a member of the Miami Dolphins on Oct. 25, 2015

T DEREK NEWTON

- Started in the 52nd straight regular season game of his career

K NICK NOVAK

- Scored 11 total points, making three field goals and two PATs, which marked his fourth straight regular season game with 10-or-more points scored, dating back to Week 15 of the 2015 season
- Made a 28-yard field goal in the second quarter to cut the Texans' deficit to 7-3
- Connected on another 28-yard field goal in the third quarter to cut Houston's deficit to 14-13
- Made a 38-yard field goal in the fourth quarter to give the Texans a 23-14 final lead

QB BROCK OSWEILER

- Started his first game as a Texan and completed 22-of-35 passes for 231 yards, two touchdowns, one interception and an 89.1 passer rating
- Posted his third career multiple-touchdown game and first since Dec. 20, 2015 at Pittsburgh as a member of the Denver Broncos
- Threw a 23-yard touchdown pass to WR DeAndre Hopkins in the second quarter, marking his first touchdown pass as a Texan and 12th of his career
- Completed an 18-yard touchdown throw to WR Will Fuller V in the fourth quarter for his 13th career touchdown
- Completed passes to eight different players, including four rookies
- Registered a career-long 15-yard rush in the first quarter

OLB JOHN SIMON

- Led the team with six tackles (five solo), including 1.0 sack, and added two quarterback hits
- Sacked Bears QB Jay Cutler for an 8-yard loss in the fourth quarter, boosting his career total to 7.5

DE J.J. WATT

- Tied for the team lead with three quarterback hits
- Started his 81st straight game, which is tied for the fifth-longest active streak among NFL defensive ends

LS JON WEEKS

- Played in the 97th consecutive regular season game of his career

NT VINCE WILFORK

- Notched one tackle for loss and one pass defended in a game for the first time since Dec. 14, 2014 against Miami as a member of the New England Patriots
- Started his 33rd straight game, which is tied for the fourth-longest active streak among NFL defensive tackles

GAME SUMMARIES



WEEK 2: Houston 19 vs. Kansas City 12 71,890 • NRG Stadium • Houston, Texas • Sept. 18, 2016



GAME SUMMARY

The Texans defense dominated in the 19-12 win over the Kansas City Chiefs, forcing three turnovers and recording four sacks on Alex Smith. Houston, who recorded three defensive fumble recoveries in the first half for the first time in franchise history, did not allow a touchdown the victory.

J.J. Watt notched his first sacks (1.5) of 2016, as well as five tackles, two quarterback hits, and a fumble recovery. Two other players had sacks, **John Simon** (1.5) and **Benardrick McKinney** (1.0), who also had a team-high eight tackles with one for a loss and a quarterback hit.

The Texans held Smith to just 186 yards through the air. Charcandrick West and Spencer Ware rushed for 61 and 57 yards, respectively. Jeremy Maclin led the Chiefs receivers with six catches for 68 yards.

The Texans posted 351 yards of total net offense in the win, 254 yards passing and 97 yards rushing. Rookie **Will Fuller V** had his second 100-yard performance in as many weeks, with four catches for 104 yards. **DeAndre Hopkins** led all Houston wide receivers with seven receptions 113 yards, including one touchdown. **Lamar Miller** rushed for 83 yards on 25 carries. **Brock Osweiler** was 19-of-33 for 268 yards, one touchdown, but was picked off twice by the Chiefs.

Both quarterbacks committed turnovers on their opening offensive series. Osweiler's pass, intended for **Braxton Miller**, was picked off at the goal line by Marcus Peters. Six plays later, the Texans would regain possession after Watt recovered a fumbled snap. Hopkins caught a 27-yard touchdown pass on the next play to give Houston an early 7-0 lead in the first quarter.

The Chiefs were held to just one field goal in the first half. Watt's sack on Smith for a loss of four yards led to the 53-yard kick to cap off a four-play drive, minus-2 yard drive. The Chiefs trailed 7-3 at the start of the second quarter.

Lamar Miller's nine-yard gain extended a Texans' drive on fourth-and-1. Nick Novak added a 32-yard field goal as Houston took a 10-3 lead with 4:16 left in the second quarter.

Houston's defense forced fumbles on the final two Kansas City drives of the first half. With less than two minutes remaining, **Quintin Demps** forced a fumble on running back Charcandrick West. **Kevin Johnson** scooped up the ball and returned it 52 yards to the Chiefs 14-yard line. **Novak's** 32-yard kick extended the Texans lead to ten points.

On the following drive, Simon sacked Smith causing a third fumble. **Whitney Mercilus** recovered and Novak attempted a career-long 57-yard field goal but missed. The Texans led 13-3 at halftime.

After a scoreless third quarter, both teams settled for a pair of field goals in the fourth quarter. Osweiler's pass, intended for Hopkins, was picked off a second time by Peters. Santos added a 43-yard field goal and one from 35 yards. Novak successfully made kicks from 31 and 43 yards. The Texans took a 19-9 lead with 2:56 left in the game.

Santos kicked a 30-yard field goal after a 10-play drive with 0:52 left in the game, to get within one score. The ensuing onside kick was recovered by the Texans.

The Texans improve to 2-0 on the season and will face the New England Patriots on the road in Thursday's primetime matchup.

SCORING

SCORE BY PERIODS	1	2	3	4	OT	Total
Kansas City	0	3	0	9	-	12
Houston Texans	7	6	0	6	-	19

SCORING DRIVES

Team	Qtr	Time	Play Description (Extra Point) (Drive info)	KC	HOU
Texans	1	8:01	D.Hopkins 27 yd. pass from B.Osweiler (N.Novak kick) (1-27, 0:07)	0	7
Chiefs	2	14:55	C.Santos 53 yd. Field Goal (4--2, 1:17)	3	7
Texans	2	4:16	N.Novak 32 yd. Field Goal (14-69, 6:43)	3	10
Texans	2	1:21	N.Novak 24 yd. Field Goal (4-8, 0:19)	3	13
Chiefs	4	14:56	C.Santos 43 yd. Field Goal (5-26, 2:50)	6	13
Texans	4	9:34	N.Novak 31 yd. Field Goal (11-47, 5:22)	6	16
Chiefs	4	7:34	C.Santos 35 yd. Field Goal (8-52, 2:00)	9	16
Texans	4	2:56	N.Novak 43 yd. Field Goal (11-49, 4:38)	9	19
Chiefs	4	0:49	C.Santos 30 yd. Field Goal (10-76, 2:07)	12	19

TEAM STATISTICS

	CHIEFS	TEXANS
TOTAL FIRST DOWNS	14	15
THIRD DOWN EFFICIENCY	3-14-21%	4-15-27%
FOURTH DOWN EFFICIENCY	0-0-0%	1-1-100%
TOTAL NET YARDS	291	351
NET YARDS RUSHING	119	97
NET YARDS PASSING	172	254
PASS ATTEMPTS-COMPLETIONS-HAD INTERCEPTED	37-20-0	33-19-2
KICKOFFS Number-In End Zone-Touchbacks	5-3-1	6-4-0
PUNTS Number and Average	6-47.5	5-49.8
Net Punting Average	45.5	37.2
FGs - PATs Had Blocked	0-0	0-0
TOTAL RETURN YARDAGE (Not Including Kickoffs)	110	12
PENALTIES Number and Yards	9-77	5-44
FUMBLES Number and Lost	3-3	0-0
TOUCHDOWNS	0	1
EXTRA POINTS Made-Attempts	0-0	1-1
FIELD GOALS Made-Attempts	4-4	4-5
RED ZONE EFFICIENCY	0-2-0%	0-4-0%
GOAL TO GO EFFICIENCY	0-0-0%	0-1-0%
SAFETIES	0	0
FINAL SCORE	12	19
TIME OF POSSESSION	26:01	33:59

INDIVIDUAL STATISTICS

RUSHING (Att-Yds): Kansas City, C. West 6-61, S. Ware 10-57, A. Smith 2-2, T. Hill 1-(-1) Houston, L. Miller 25-83, A. Blue 5-11, J. Grimes 1-8, B. Miller 1-(-2), B. Osweiler 2-(-3).

PASSING (C-A-Y-I): Kansas City, A. Smith 20-37-186-0. Houston, B. Osweiler 19-33-268-2.

RECEIVING (Rec-Yds): Kansas City, J. Maclin 6-68, T. Kelce 5-34, S. Ware 2-48, C. Conley 2-15, A. Wilson 2-11, T. Hill 2-8, C. West 1-2. Houston, D. Hopkins 7-113, W. Fuller 4-104, S. Anderson 2-15, L. Miller 2-14, J. Grimes 1-13, R. Griffin 1-5, B. Miller 1-3, C. Fiedorowicz 1-1.

SACKS (Sk-Yds): Kansas City, D. Johnson 1-8, T. Hali 1-6. Houston, B. McKinney 1-8, J. Simon 1.5-1, J. Watt 1.5-5.

INTERCEPTIONS (Int-Yds): Kansas City, M. Peters 2-47. Houston, none.

TACKLES (S-A-T): Kansas City, D. Johnson 8-3-11, J. March-Lillard 4-4-8, M. Peters 2-5-7, P. Gaines 5-0-5, J. Howard 4-1-5, F. Zombo 4-1-5, R. Parker 3-2-5, D. Poe 2-3-5, E. Berry 2-3-5, T. Hali 2-1-3, D. Ford 2-1-3, D. Sorensen 2-0-2, C. Jones 0-2-2, N. Williams 1-0-1, S. Nelson 1-0-1, A. Bailey 0-1-1. Houston, B. McKinney 2-6-8, K. Jackson 6-0-6, J. Simon 4-2-6, J. Joseph 4-1-5, Q. Demps 3-2-5, J. Watt 1-4-5, A. Bouye 3-1-4, A. Hal 2-2-4, J. Clowney 3-0-3, K. Johnson 3-0-3, W. Mercilus 1-2-3, V. Wilfork 0-2-2, M. Bullough 1-0-1.

MISSED FIELD GOAL: Kansas City, none. Houston, none.

TEAM NOTES

THE TEXANS

- Won their fifth consecutive regular season game, dating back to Week 15 of the 2015 season, which is the team's longest streak since winning six in a row from Weeks 7-13 of 2012
- Improved to 2-0 for the seventh time in franchise history and the second time (2014) under Head Coach **Bill O'Brien**
- Improved to 20-14 under **O'Brien**, making him the fastest head coach in team history to reach 20 career victories (34 games)
- Improved to 12-2 in the first two weeks of the season since 2010, which is the best record in the NFL during that span
- Broke a three-game losing streak (including postseason) to the Chiefs and earned their first win in the series since a 35-31 home victory on Oct. 17, 2010
- Improved their all-time regular season record against the Chiefs to 4-4 overall and 3-3 at home
- Improved to 58-56 all-time at NRG Stadium in the regular season
- Improved to 13-14 all-time in the regular season against AFC West teams
- Notched 4.0 sacks as a team, bringing their total to 9.0 for the year, which is the most in team history through the first two games of a season. The previous high was 6.0 in 2007 and 2013
- Had two players (**DeAndre Hopkins** – 113 & **Will Fuller V** – 104) with over 100 yards receiving in a game for the first time since Nov. 17, 2013 against Oakland (Garrett Graham – 136 & Andre Johnson – 113). The last time the Texans had two wide receivers with a pair of 100-yard games was on Sept. 19, 2010 at Washington (Johnson – 158 & Kevin Walter – 144)
- Recorded three defensive fumble recoveries in a half of a game for the first time in franchise history. Also tied a franchise single-game record with three defensive fumble recoveries. The last time the Texans notched three fumble recoveries on defense in a game was on Dec. 2, 2012 at Tennessee
- Did not give up a touchdown in the game, which marks six consecutive quarters, dating back to Week 1 against Chicago, that Houston has not allowed a touchdown
- Held the Chiefs to 3-of-14 (21%) on third down and 0-of-2 in the red zone, both of which are season lows for Texans opponents
- Limited Kansas City to 127 net yards of offense, six first downs, 2-of-7 on third down and 13:21 time of possession in the first half
- Held the Chiefs to 25 total net yards of offense (19 passing, 6 rushing), two first downs and 0-of-4 on third down in the first quarter

SCORING PLAYS

- 1st Quarter – WR **DeAndre Hopkins** scored on a 27-yard pass from QB **Brock Osweiler** in the first quarter to give the Texans a 7-0 lead
- 2nd Quarter – K **Nick Novak** made a 32-yard field goal in the second quarter to give Houston a 10-3 lead
- 2nd Quarter – **Novak** connected on a 24-yard field goal in the second quarter to increase the Texans' lead to 13-3
- 4th Quarter – **Novak** made a 31-yard field goal in the fourth quarter to give the Texans a 16-6 lead
- 4th Quarter – **Novak** made a 43-yard field goal in the fourth quarter, boosting Houston's lead to 19-9

MISCELLANEOUS NOTES

- The following five Texans players were captains for the game: G **Jeff Allen**, T **Duane Brown**, ILB **Brian Cushing**, P **Shane Lechler** and DE **J.J. Watt**
- The following seven Texans players were inactive for the game: G **Oday Aboushi**, T **Duane Brown**, ILB **Brian Cushing**, DE **Joel Heath**, WR **Keith Mumphery**, S **Eddie Pleasant** and QB **Brandon Weeden**
- The following Texans player was active, but did not play in the game: QB **Tom Savage**
- Kansas City won the toss and deferred to the second half. Houston elected to receive the ball to start the game

INDIVIDUAL PLAYER NOTES

CB A.J. BOUYE

- Finished with four tackles (three solo) and tied for the team lead with two passes defended

OLB JADEVEON CLOWNEY

- Recorded three solo tackles, two quarterback hits, one tackle for loss and one pass defended

S QUINTIN DEMPS

- Finished with five tackles (three solo) and one forced fumble
- Forced a fumble on Chiefs RB Spencer Ware in the second quarter, which was recovered by CB **Kevin Johnson** and returned 53 yards to the Kansas City 14-yard line

WR WILL FULLER V

- Became the first rookie in Texans history to open a season with two 100-yard receiving games
- Finished second on the team with four receptions for 104 yards, averaging 26.0 yards per catch
- Logged a career-long 53-yard reception in the first quarter

WR DeANDRE HOPKINS

- Led the team with seven receptions for 113 yards and a touchdown, which marked his 12th career 100-yard receiving performance
- Surpassed 250 receptions for his career (251)
- Registered a season-long 35-yard reception in the third quarter
- Scored a touchdown in his second straight game to start the season on a 27-yard pass from QB **Brock Osweiler** in the first quarter. It marked the second time in his career and first since 2014 that he's scored a touchdown in the first two games of a season. It also marked his 21st career receiving touchdown
- Started his 50th straight game, which is the second-longest active streak among NFL wide receivers

CB KAREEM JACKSON

- Finished second on the team with six tackles (all solo) and added one pass defended

CB KEVIN JOHNSON

- Finished with three solo tackles, one pass defended and one fumble recovery
- Recovered the first fumble of his career and notched a 53-yard return in the second quarter after S **Quintin Demps** forced the ball out on Chiefs RB Spencer Ware

CB JOHNATHAN JOSEPH

- Finished with five tackles (four solo) and tied for the team lead with two passes defended

P SHANE LECHLER

- Punted five times for 249 yards, averaging 49.8 gross yards and 37.2 net yards per punt with a long of 62 yards. Also pinned one punt inside the 20-yard line
- Passed Tim Brown, Irving Fryar and Earl Morrall (255) and tied David Binn and London Fletcher (256) for the 31st-most career games played in NFL history
- Played in his 224th straight game, which is the longest active streak in the NFL
- Surpassed 61,000 punting yards for his career (61,240)

INDIVIDUAL PLAYER NOTES (CONT.)

ILB BENARDRICK MCKINNEY

- Led the team with a season-high eight tackles to go along with 1.0 sack
- Registered his first sack of the season and second of his career when he brought down Chiefs QB Alex Smith for an 8-yard loss in the third quarter

OLB WHITNEY MERCILUS

- Notched a fumble recovery after a strip-sack by OLB **John Simon** on Chiefs QB Alex Smith in the second quarter
- Also recorded three tackles and one quarterback hit

RB LAMAR MILLER

- Finished with 83 rushing yards on 25 carries and 14 receiving yards on two receptions
- Surpassed 4,000 scrimmage yards for his career (4,031)
- Started his 44th consecutive game, which is the second-longest active streak among NFL running backs
- Played in his 55th straight game, which is the third-longest active streak among NFL running backs

T DEREK NEWTON

- Started in the 53rd straight regular season game of his career

K NICK NOVAK

- Made 4-of-5 field goals and one PAT for a season-high 13 points, marking his fifth straight regular season game with 10-or-more points, dating back to Week 15 of the 2015 season
- Connected on field goals of 32, 24, 31 and 43 yards and missed one from 57 yards. Novak made five straight field goals to start the season before missing one

QB BROCK OSWEILER

- Completed 19-of-33 passes for 268 yards, one touchdown, two interceptions and a 68.8 passer rating
- Threw a touchdown in his second straight game to start the season when he connected with WR **DeAndre Hopkins** for a 27-yard score in the first quarter

OLB BRENNAN SCARLETT

- Made his regular season debut with the Texans and contributed with one special teams tackle

OLB JOHN SIMON

- Tied a single-game career-high with six tackles (four solo), while adding 1.5 sacks, three quarterback hits and one forced fumble
- Split a sack with DE **J.J. Watt** in the second quarter when they brought down Chiefs QB Alex Smith for a 2-yard loss on third down to force a punt. The half-sack gave Simon 1.5 for the season and 8.0 for his career
- Recorded a strip-sack on Smith in the second quarter, which was recovered by OLB **Whitney Mercilus**. It marked Simon's second straight game with a sack and his 9th overall quarterback takedown for his career

DE J.J. WATT

- Finished with five tackles, 1.5 sacks, two quarterback hits, one tackle for loss and one fumble recovery
- Recovered a fumble in the first quarter on Kansas City's opening offensive possession of the game. It marked the 13th fumble recovery of his career, which leads the NFL since 2011
- Recorded a sack in his third straight regular season game against Kansas City, dating back to Oct. 20, 2013, when he brought down Chiefs QB Alex Smith for a 4-yard loss on a third down in the first quarter. It marked his first sack of the year

- Became the second-fastest player in NFL history to reach 75.0 career sacks, as he did so in his 82nd career game. Hall of Fame DE Reggie White accomplished the feat in his 65th career game
- Split a sack with OLB **John Simon** in the second quarter when they brought down Smith for a 2-yard loss on third down to force a punt. The half-sack boosted Watt's total to 76.0 for his career
- Started his 82nd straight game, which is tied for the longest active streak among NFL defensive ends

LS JON WEEKS

- Played in the 98th consecutive regular season game of his career

NT VINCE WILFORK

- Started his 34th straight game, which is tied for the sixth-longest active streak among NFL defensive tackles

GAME SUMMARIES



WEEK 3: Houston 0 at New England 27

66,829 • Gillette Stadium • Foxborough, Mass • Sept. 22, 2016



GAME SUMMARY

The Texans were defeated 27-0 on Thursday night, as the New England Patriots handed them their first loss of the 2016 season.

Turnovers plagued the Texans, who fumbled on two kickoff returns. The Patriots scored 14 points off Texans giveaways.

Brock Osweiler and the offense struggled as the Texans were shutout in the regular season for the first time in 13 years (Jacksonville, 12/7/03). Osweiler completed 24-of-41 passes for 196 yards and threw one interception. **DeAndre Hopkins** led all Texans receivers with four catches for 56 yards. **Lamar Miller** contributed 107 yards from scrimmage, (80 yards rushing, 27 yards receiving).

Rookie Jacoby Brissett made his first career start for the Patriots and was 11-of-19 for 103 yards, while also running for 48 yards and one touchdown. LeGarrette Blount rushed for 105 yards on 24 carries and scored two touchdowns, both in the second half.

The Texans defense was led by linebacker **Benardrick McKinney** who had a team-high 16 tackles, one sack, one quarterback hit, and one tackle for loss.

New England scored first on a 24-yard field goal by **Stephen Gostowski** with 2:07 left in the first quarter. A fumble on the ensuing kickoff return by **Charles James II** gave the Patriots possession at Houston's 22-yard line. Two plays later, Brissett scored on a 27-yard touchdown run and New England took a 10-0 lead.

The Texans offense was driving down the field when Osweiler's pass, intended for Hopkins, was intercepted by linebacker Jamie Collins who returned it 18 yards. McKinney's sack on third down provided a key stop.

On the first offensive drive of the second half, Gostowski added his second field goal of the day on a 25-yard kick. **Tyler Ervin** fumbled the return on the ensuing kick, giving New England possession at Houston's 21-yard line. Blount scored on a 1-yard touchdown run after two defensive pass interference calls on the drive. The Patriots extended their margin to 20-0 with 5:46 left in the third quarter.

Two drives later, Blount added his second score of the night on a 41-yard touchdown run.

The Texans fall to 2-1 and will host the Tennessee Titans in Week 4 for their first divisional game of the season.

SCORING

SCORE BY PERIODS	1	2	3	4	OT	Total
Houston Texans	0	0	0	0	-	0
New England Patriots	10	0	10	7	-	27

SCORING DRIVES

Team	Qtr	Time	Play Description (Extra Point) (Drive info)	HOU	NE
Patriots	1	2:07	S.Gostowski 24 yd. Field Goal (10-74, 4:52)	0	3
Patriots	1	1:54	J.Brissett 27 yd. run (S.Gostowski kick) (1-22, 0:07)	0	10
Patriots	3	8:19	S.Gostowski 25 yd. Field Goal (13-71, 6:41)	0	13
Patriots	3	5:41	L.Blount 1 yd. run (S.Gostowski kick) (6-21, 2:31)	0	20
Patriots	4	11:00	L.Blount 41 yd. run (S.Gostowski kick) (2-47, 0:40)	0	27

TEAM STATISTICS

	TEXANS	PATRIOTS
TOTAL FIRST DOWNS	19	15
THIRD DOWN EFFICIENCY	6-15-40%	4-14-29%
FOURTH DOWN EFFICIENCY	0-3-0%	0-0-0%
TOTAL NET YARDS	284	282
NET YARDS RUSHING	109	185
NET YARDS PASSING	175	97
PASS ATTEMPTS-COMPLETIONS-HAD INTERCEPTED	41-24-1	19-11-0
KICKOFFS Number-In End Zone-Touchbacks	1-1-0	6-4-3
PUNTS Number and Average	6-49.0	7-47.6
Net Punting Average	40.2	47.6
FGs - PATs Had Blocked	0-0	0-0
TOTAL RETURN YARDAGE (Not Including Kickoffs)	0	51
PENALTIES Number and Yards	6-43	3-15
FUMBLES Number and Lost	2-2	1-0
TOUCHDOWNS	0	3
EXTRA POINTS Made-Attempts	0-0	3-3
FIELD GOALS Made-Attempts	0-0	2-2
RED ZONE EFFICIENCY	0-0-0%	1-3-33%
GOAL TO GO EFFICIENCY	0-0-0%	1-1-100%
SAFETIES	0	0
FINAL SCORE	0	27
TIME OF POSSESSION	31:22	28:38

INDIVIDUAL STATISTICS

RUSHING (Att-Yds): Houston, L. Miller 21-80, B. Osweiler 1-13, A. Blue 2-12, J. Grimes 3-4. New England, L. Blount 24-105, J. Brissett 8-48, J. Edelman 3-14, J. White 3-12, M. Bennett 1-6.

PASSING (C-A-Y-I): Houston, B. Osweiler 24-41-196-1. New England, J. Brissett 11-19-103-0.

RECEIVING (Rec-Yds): Houston, R. Griffin 8-52, D. Hopkins 4-56, L. Miller 4-27, J. Grimes 4-15, W. Fuller 3-31, J. Strong 1-15. New England, J. Edelman 4-38, D. Amendola 2-23, M. Bennett 2-10, M. Mitchell 1-27, C. Hogan 1-3, J. White 1-2.

SACKS (Sk-Yds): Houston, B. McKinney 1-6. New England, J. Sheard 2-21.

INTERCEPTIONS (Int-Yds): Houston, none. New England, J. Collins 1-18.

TACKLES (S-A-T): Houston, B. McKinney 6-10-16, K. Jackson 4-3-7, V. Wilfork 2-5-7, M. Bullough 3-2-5, A. Hal 2-2-4, Q. Demps 2-2-4, W. Mercilus 0-4-4, J. Joseph 2-1-3, J. Simon 2-1-3, J. Clowney 1-1-2, D. Reader 1-1-2, C. Covington 0-2-2, J. Watt 0-2-2, B. Scarlett 1-0-1, A. Dent 0-1-1, K. Johnson 0-1-1, A. Bouye 0-1-1, J. Heath 0-1-1. New England, J. Collins 8-6-14, J. Freeny 4-3-7, T. Flowers 3-1-4, L. Ryan 3-1-4, D. McCourty 3-1-4, P. Chung 3-1-4, M. Butler 2-2-4, J. Sheard 3-0-3, A. Johnson 2-1-3, A. Branch 1-2-3, M. Brown 1-2-3, S. McClellin 1-2-3, V. Valentine 0-3-3, C. Jones 1-1-2, C. Long 0-2-2, D. Harmon 1-0-1.

MISSED FIELD GOAL: Houston, none. New England, none.

TEAM NOTES

THE TEXANS

- Dropped to 2-1 on the season, breaking a five-game winning streak, dating back to Week 15 of the 2015 season
- Fell to 1-6 overall and 0-3 on the road all-time in the regular season against the Patriots
- Registered 284 total net yards of offense (175 passing, 109 rushing), 19 first downs, 31:22 time of possession and converted 6-of-15 (40%) third downs
- Allowed 282 total net yards, 15 first downs and 28:38 time of possession to the Patriots
- Limited the Patriots to 4-of-14 (29%) third down conversions

MISCELLANEOUS NOTES

- The following five Texans players were captains for the game: WR **DeAndre Hopkins**, P **Shane Lechler**, QB **Brock Osweiler**, DE **J.J. Watt** and NT **Vince Wilfork**
- The following seven Texans players were inactive for the game: G **Oday Aboushi**, T **Duane Brown**, ILB **Brian Cushing**, WR **Braxton Miller**, S **Eddie Pleasant**, DE **Devon Still** and QB **Brandon Weeden**
- The following three Texans players were active, but not did play in the game: C **Tony Bergstrom**, T **Kendall Lamm** and QB **Tom Savage**
- New England won the toss and deferred to the second half. Houston elected to receive the ball to start the game

INDIVIDUAL PLAYER NOTES

TE RYAN GRIFFIN

- Led the team and set a single-game career-high with eight receptions for 52 yards. His previous high for receptions was six at Indianapolis on Dec. 15, 2013

RB JONATHAN GRIMES

- Led the team with a career-high three special teams tackles
- Also added one forced fumble on special teams

DE JOEL HEATH

- Made his regular season NFL debut and contributed with one tackle

WR DeANDRE HOPKINS

- Notched four receptions for 56 yards, averaging 14.0 yards per catch
- Started his 51st straight game, which is the second-longest active streak among NFL wide receivers

CB KAREEM JACKSON

- Tied for second on the team with seven tackles, including four solo stops

P SHANE LECHLER

- Punted six times for 294 yards, averaging 49.0 gross yards and 40.2 net yards per punt, while pinning a season-high four punts inside the 20-yard line
- Passed Matt Turk (88) for the second-most career punts pinned inside the 20-yard line in Texans history
- Passed David Binn and London Fletcher (256) for the 31st-most career games played in NFL history
- Played in his 225th straight game, which is the longest active streak in the NFL

ILB BENARDRICK MCKINNEY

- Led the team with a single-game career-high 16 tackles (six solo) to go along with 1.0 sack. His tackle total tied for the fourth-highest mark in franchise history and was the highest by a Texans player since Brian Cushing recorded 17 tackles against the New York Giants on Sept. 21, 2014
- Recorded a sack in his second straight game when he brought down Patriots QB Jacoby Brissett in the second quarter for a loss of six yards. His 2.0 sacks for the year are a single-season career-high

RB LAMAR MILLER

- Set career highs for rushing attempts in a quarter (10 in first quarter) and half (16 in first half)
- Recorded 84 rushing yards and 27 receiving yards for a total of 111 scrimmage yards
- Started his 45th consecutive game, which is the second-longest active streak among NFL running backs
- Played in his 56th straight game, which is the third-longest active streak among NFL running backs

T DEREK NEWTON

- Started in the 54th straight regular season game of his career

QB BROCK OSWEILER

- Completed 24-of-41 pass attempts for 196 yards, one touchdown and a 60.6 passer rating
- His 41 pass attempts marked a season-high and the fourth-highest single-game total of his career

WR JAELEN STRONG

- Made his first start of the season and second of his career

DE J.J. WATT

- Started his 83rd straight game, which is tied for the longest active streak among NFL defensive ends

LS JON WEEKS

- Played in the 99th consecutive regular season game of his career

NT VINCE WILFORK

- Posted a single-game season-high seven tackles, which was his highest total since making nine stops against the New York Jets on Dec. 21, 2014 as a member of the New England Patriots
- Started his 35th straight game, which is tied for the sixth-longest active streak among NFL defensive tackles

GAME SUMMARIES



WEEK 4: Houston 27 vs. Tennessee 20 71,815 • NRG Stadium • Houston, Texas • Oct. 2, 2016



GAME SUMMARY

The Texans bounced back with a 27-20 divisional win against the Tennessee Titans at NRG Stadium. After an early 14-0 start in the first quarter, Houston was tied or within one score for the remaining three quarters of a close game.

Houston's defense, without **J.J. Watt** for the first time since Week 17 of the 2010 season, faced Marcus Mariota for the first time in the series matchup. Mariota was limited to just 13 completions on 29 attempts, passing for 192 yards while throwing one interception. Running back DeMarco Murray rushed for 95 yards on 25 carries and scored both Titan touchdowns.

Jadeveon Clowney, who started opposite defensive end opposite **Christian Covington**, had two tackles, one for a loss, one sack, and two quarterback hits. **Brian Cushing** returned to the starting lineup after missing the past three games. Cushing finished with four tackles.

Brock Osweiler was 25-of-37 for 254 yards, two touchdowns and two interceptions. Rookie **Will Fuller V** led all Texans receivers with seven catches with 81 yards receiving. Fuller scored two touchdowns, one on offense and the other on a 67-yard punt return. **Lamar Miller** had 19 carries for 82 yards rushing and also caught three passes for 26 yards.

The Texans opened the game with scoring drives on their first three possessions to take a 17-3 lead over the Titans. After struggling to find the endzone in Week 3, Osweiler responded with touchdown passes to **C.J. Fiedorowicz** and Fuller on the first two drives. Houston's offense recorded 178 net yards in the first quarter and tied a franchise-high 10 first downs in its fast start.

Osweiler led the offense on a third scoring drive to start the second quarter. **Nick Novak**, who connected on 2-of-3 field goal attempts on the day, successfully booted a 53-yarder.

The Titans responded with a pair of touchdowns in the second quarter, both scoring runs by Murray. **Quintin Demps** picked off Mariota in the second quarter to give Houston possession at its 41-yard line, but the Texans turned it over on the next play. Osweiler's pass, intended for **DeAndre Hopkins**, was picked off by cornerback Jason McCourty. Murray rushed for his second touchdown on the ensuing drive. The Texans and Titans were tied 17-17 with 2:32 left in the first half. Novak added a 45-yard field goal with 0:11 remaining and the Texans took a 20-17 lead heading into halftime.

Ryan Succop kicked a 26-yard field goal to cap off a drive that took 7:56 off the clock in the third quarter. Osweiler threw his second interception of the day on Houston's following possession, but the Titans were unable to convert the takeaway into points. On the ensuing punt return, Fuller displayed his speed on a 67-yard return for a touchdown. The Texans took a 27-20 lead with 1:12 left in the third quarter.

With the win, the Texans improve to 3-1 on the season and will head to Minnesota to face off against the Vikings in Week 5.

SCORING

SCORE BY PERIODS	1	2	3	4	OT	Total
Tennessee Titans	3	14	3	0	-	20
Houston Texans	14	6	7	0	-	27

SCORING DRIVES

Team	Qtr	Time	Play Description (Extra Point) (Drive info)	TEN	HOU
Texans	1	10:31	C.Fiedorowicz 14 yd. pass from B.Osweiler (N.Novak kick) (9-75, 4:29)	0	7
Texans	1	5:34	W.Fuller 5 yd. pass from B.Osweiler (N.Novak kick) (6-80, 2:47)	0	14
Titans	1	2:36	R.Succop 48 yd. Field Goal (7-42, 2:58)	3	14
Texans	2	13:42	N.Novak 53 yd. Field Goal (9-40, 3:54)	3	17
Titans	2	11:21	D.Murray 2 yd. run (R.Succop kick) (5-78, 2:21)	10	17
Titans	2	2:28	D.Murray 1 yd. run (R.Succop kick) (9-39, 4:16)	17	17
Texans	2	0:07	N.Novak 45 yd. Field Goal (4-17, 0:39)	17	20
Titans	3	7:04	R.Succop 26 yd. Field Goal (13-59, 7:56)	20	20
Texans	3	0:56	W.Fuller 67 yd. punt return (N.Novak kick)	20	27

TEAM STATISTICS

	TITANS	TEXANS
TOTAL FIRST DOWNS	16	21
THIRD DOWN EFFICIENCY	7-15-47%	5-12-42%
FOURTH DOWN EFFICIENCY	0-1-0%	0-1-0%
TOTAL NET YARDS	320	359
NET YARDS RUSHING	124	115
NET YARDS PASSING	196	244
PASS ATTEMPTS-COMPLETIONS-HAD INTERCEPTED	29-13-1	37-25-2
KICKOFFS Number-In End Zone-Touchbacks	5-4-4	6-1-0
PUNTS Number and Average	5-51.4	3-50.0
Net Punting Average	30.6	41.0
FGs - PATs Had Blocked	0-0	0-0
TOTAL RETURN YARDAGE (Not Including Kickoffs)	33	90
PENALTIES Number and Yards	11-93	6-59
FUMBLES Number and Lost	1-0	0-0
TOUCHDOWNS	2	3
EXTRA POINTS Made-Attempts	2-2	3-3
FIELD GOALS Made-Attempts	2-2	2-3
RED ZONE EFFICIENCY	2-3-67%	2-2-100%
GOAL TO GO EFFICIENCY	2-3-67%	1-1-100%
SAFETIES	0	0
FINAL SCORE	20	27
TIME OF POSSESSION	31:42	28:18

INDIVIDUAL STATISTICS

RUSHING (Att-Yds): Tennessee, D. Murray 25-95, M. Mariota 4-20, D. Henry 3-9. Houston, L. Miller 19-82, A. Blue 3-19, B. Osweiler 1-14, J. Prosch 1-0.

PASSING (C-A-Y-I): Tennessee, M. Mariota 13-29-202-1. Houston, B. Osweiler 25-37-254-2.

RECEIVING (Rec-Yds): Tennessee, A. Johnson 3-33, R. Matthews 2-82, D. Walker 2-34, D. Murray 2-24, T. Sharpe 2-15, K. Wright 2-14. Houston, W. Fuller 7-81, J. Strong 5-31, C. Fiedorowicz 4-48, R. Griffin 3-54, L. Miller 3-26, J. Prosch 1-6, D. Hopkins 1-4, A. Blue 1-4.

SACKS (Sk-Yds): Tennessee, B. Orakpo 1-10. Houston, J. Clowney 1-6.

INTERCEPTIONS (Int-Yds): Tennessee, J. McCourty 1-6, P. Cox 1-0. Houston, Q. Demps 1-6.

TACKLES (S-A-T): Tennessee, A. Williamson 9-3-12, R. Johnson 5-3-8, D. Stafford 5-2-7, P. Cox 3-2-5, K. Klug 2-3-5, J. McCourty 3-1-4, W. Woodyard 3-1-4, B. Orakpo 1-3-4, D. Jones 2-1-3, S. Spence 1-2-3, J. Casey 2-0-2, D. Bass 2-0-2, A. Woods 1-1-2, B. McCain 1-0-1, K. Byard 1-0-1, A. Blackson 0-1-1. Houston, B. McKinney 6-3-9, W. Mercilus 5-2-7, J. Joseph 5-0-5, Q. Demps 4-1-5, A. Hal 3-1-4, B. Cushing 3-1-4, K. Jackson 3-0-3, D. Still 2-1-3, V. Wilfork 1-2-3, J. Simon 0-3-3, J. Clowney 2-0-2, A. Bouye 1-1-2, K. Johnson 1-0-1, C. Covington 1-0-1, D. Reader 0-1-1.

MISSED FIELD GOAL: Tennessee, none. Houston, N. Novak 48WR.

TEAM NOTES

THE TEXANS

- Improved to 3-1 overall and 3-0 at home this season
- Improved to 21-15 overall and 13-6 at home under Head Coach **Bill O'Brien** (2014-16) in the regular season
- Extended their home winning streak to four games, dating back to Week 17 of the 2015 season, which ties a franchise record
- Extended their winning streak over the Titans to five games, dating back to 2014, which is Houston's longest streak in the all-time series
- Improved to 14-15 overall and 8-7 at home against the Titans
- Won their 100th all-time regular season game, dating back to 2002
- Won their sixth consecutive game over AFC South opponents, dating back to Week 6 of the 2015 season
- Notched over 200 net passing yards in a first half for the first time since Sept. 29, 2013 against Seattle (226)
- Recorded 178 total net yards in the first quarter, which tied for the third-highest first quarter total in Texans history. Their 10 first downs also tied a franchise record in the first quarter
- Scored a touchdown on the opening drive of the game for the first time this season
- Scored touchdowns on their first two offensive possessions of the game for the first time since Week 12 of the 2015 season against New Orleans (11/29/15)

SCORING PLAYS

- 1st Quarter – QB **Brock Osweiler** threw a 14-yard touchdown pass to TE **C.J. Fiedorowicz** on the opening drive of the game to give the Texans a 7-0 lead
- 1st Quarter – **Osweiler** completed a 5-yard touchdown pass to WR **Will Fuller V** on Houston's second offensive possession of the game, extending the team's lead to 14-0
- 2nd Quarter – K **Nick Novak** made a career-long 53-yard field goal in the second quarter to give the Texans a 17-3 advantage
- 2nd Quarter – **Novak** connected on a 45-yard field goal to give Houston a 20-17 lead going into halftime
- 3rd Quarter – WR **Will Fuller V** scored on a 67-yard punt return, giving the Texans a final 27-20 lead

MISCELLANEOUS NOTES

- The following six Texans players were captains for the game: ILB **Brian Cushing**, CB **Kareem Jackson**, P **Shane Lechler**, OLB **Whitney Mercilus**, T **Derek Newton** and QB **Brock Osweiler**
- The following seven Texans players were inactive for the game: G **Oday Aboushi**, TE **Stephen Anderson**, T **Duane Brown**, RB **Jonathan Grimes**, DE **Joel Heath**, WR **Braxton Miller** and QB **Brandon Weeden**
- The following Texans player was active, but did not play in the game: QB **Tom Savage**
- Tennessee won the toss and deferred to the second half. Houston elected to receive the ball to start the game

INDIVIDUAL PLAYER NOTES

CB A.J. BOUYE

- Tied a single-game career-high with three passes defended and contributed with two tackles on defense and one on special teams
- The last time he posted three passes defended in a game was against Baltimore on Dec. 21, 2014

DE JADEVEON CLOWNEY

- Finished with two solo tackles, including 1.0 sack, and two quarterback hits
- Sacked Titans QB Marcus Mariota for a 6-yard loss in the third quarter, giving him 2.0 for the season and 6.5 for his career

S QUINTIN DEMPS

- Tied for third on the team with five tackles (four solo) and an interception
- Picked off Titans QB Marcus Mariota in the second quarter, marking his first interception of the season and 13th of his career

TE C.J. FIEDOROWICZ

- Set single-game career highs in receptions (four) and receiving yards (48), while tying his personal-best in touchdowns (one)
- Recorded a 14-yard touchdown reception on Houston's opening offensive possession of the game. It marked his first touchdown of the season and third of his career

WR WILL FULLER V

- Became the first player in Texans history to record a receiving touchdown and a punt return touchdown in the same game. He is also the fourth NFL rookie in the past 15 years to accomplish the feat, joining Rams WR Tavon Austin, Colts WR T.Y. Hilton and Cowboys WR Dez Bryant
- Led the team with seven receptions for 81 yards and a touchdown
- Scored on a 5-yard touchdown reception from QB **Brock Osweiler** in the first quarter to give Houston a 14-0 lead. It marked Fuller's second career touchdown and first since the season opener against Chicago (9/11)
- Scored a touchdown on his first career punt return, a 67-yard score, in the third quarter to give the Texans a 27-20 lead. Fuller became the first rookie in Texans history to record a punt return for a touchdown. It also marked the team's first punt return for a touchdown since Keshawn Martin scored on an 87-yard return against Oakland on Nov. 17, 2013
- Among Texans rookies through their first four career games, Fuller is tied for the most touchdowns (two) and ranks second in receiving yards (323) and third in receptions (19)

TE RYAN GRIFFIN

- Caught a career-long 45-yard pass from QB **Brock Osweiler** in the first quarter. It marked the third-longest reception by a tight end in Texans history
- Totaled three receptions for a season-high 54 yards

S ANDRE HAL

- Contributed with four tackles (three solo) and added a season-high two passes defended

WR DeANDRE HOPKINS

- Started his 52nd straight game, which is the second-longest active streak among NFL wide receivers

T KENDALL LAMM

- Made his first start of the season and fifth of his career

P SHANE LECHLER

- Punted three times for 150 yards, averaging 50.0 gross yards and 41.0 net yards per punt, with a long of 58 yards
- Pinned one punt inside the 20-yard line
- Played in his 226th straight game, which is the longest active streak in the NFL

C GREG MANCZ

- Played in his fourth game of the year, setting a single-season career-high (three games played in 2015)

ILB BENARDRICK MCKINNEY

- Led the team in tackles for the third straight week with nine total tackles, including six solo stops
- Also added one forced fumble

INDIVIDUAL PLAYER NOTES (CONT.)

OLB WHITNEY MERCILUS

- Finished second on the team with seven tackles (five solo), one tackle for loss and one quarterback hit

RB LAMAR MILLER

- Rushed for 82 yards on 19 attempts (4.3 avg.) and caught three passes for 26 yards
- His 4.3-yard rushing average marked a single-game season-high
- Started his 46th consecutive game, which is the second-longest active streak among NFL running backs
- Played in his 57th straight game, which is the third-longest active streak among NFL running backs

T DEREK NEWTON

- Started in the 55th straight regular season game of his career, which is the fifth-longest active streak among NFL offensive tackles

K NICK NOVAK

- Made 2-of-3 field goal attempts and 3-of-3 PATs for nine total points
- Tied a career-long with a 53-yard field goal in the second quarter, giving Houston a 17-3 lead. It also marked Novak's first 50-yard field goal of the season
- Made a 45-yard field goal in the second quarter to give the Texans a 20-17 lead going into halftime

QB BROCK OSWEILER

- Connected on 25-of-37 pass attempts for 254 yards, two touchdowns, two interceptions and an 82.5 passer rating
- Threw two touchdowns in the first half of a game for the second time in his career and first since Week 15 of the 2015 season at Pittsburgh (12/20/15) as a member of the Denver Broncos
- Threw a 14-yard touchdown pass to TE **C.J. Fiedorowicz** on the opening possession of the game to give Houston a 7-0 lead
- Completed a 5-yard touchdown pass to WR **Will Fuller V** on Houston's second offensive possession, extending the team's lead to 14-0. It marked Osweiler's fourth career multiple-touchdown game and second this season. The touchdown also marked Osweiler's fifth of the season and 16th of his career
- Topped 3,000 passing yards for his career

ILB BRIAN PETERS

- Led the team with two special teams tackles

FB JAY PROSCH

- Recorded one reception for six yards, marking his first career catch since Sept. 28, 2014 against Buffalo

DE ANTONIO SMITH

- In his 2016 debut with the team, recorded one quarterback hit

WR JAELEN STRONG

- Finished second on the team with a season-high five receptions for 31 yards

LS JON WEEKS

- Played in the 100th consecutive regular season game of his career, which is the fourth-longest streak in Texans history

NT VINCE WILFORK

- Started his 36th straight game, which is tied for the sixth-longest active streak among NFL defensive tackles

GAME SUMMARIES



WEEK 5: Houston 13 at Minnesota 31

66,683 • U.S. Bank Stadium • Minneapolis, Minn. • Oct. 9, 2016



GAME SUMMARY

The Texans lost their second road game of the season, falling 31-13 to the Minnesota Vikings at U.S. Bank Stadium on Sunday. After falling into an early 24-0 deficit, Houston struggled to find the endzone until a late score by **DeAndre Hopkins** in the fourth quarter. Starting left tackle **Duane Brown** made his first start of the season in the Week 5 matchup.

Brock Osweiler was 19-of-42 for 184 yards with one touchdown and one interception. Hopkins scored the lone touchdown for Houston and caught five passes for 56 yards. **C.J. Fiedorowicz** led the team with 61 yards receiving on four catches.

Benardrick McKinney led the Texans defense with 10 tackles. **Jadeveon Clowney** recorded eight tackles and four tackles for a loss. **Whitney Mercilus** had 1.5 sacks, while **Antonio Smith** had 0.5 sacks in his second game of the season.

Sam Bradford completed 22-of-30 passes for 271 yards and two touchdowns. Adam Thielen led the Vikings receivers with seven receptions, 127 yards receiving, and a touchdown.

The Texans fell behind 24-0 before halftime. Sam Bradford led the Vikings on back-to-back touchdown drives to open the game. Thielen scored on a 36-yard pass, which was followed by a Matt Asiata one-yard run.

Houston moved into scoring range just once in the first quarter, but missed a 51-yard field goal.

The Vikings scored ten more points in the second quarter, adding a 19-yard field goal and a special teams touchdown. Cornerback Marcus Sherels returned a punt 79 yards for a touchdown. Minnesota took a 24-0 lead with 8:46 left in the second quarter.

The Texans, held without a first down until their first scoring drive, added their first points of the day on back-to-back drives. Novak successfully kicked field goals from 38 and 30 yards, respectively.

Houston trailed 24-6 at halftime.

Osweiler's pass, intended for **Jaalen Strong**, was picked off by safety Andrew Sendejo on third-and-9 with 9:55 left in the third quarter. The Vikings were unable to convert on the Texans only turnover of the game.

The Vikings extended their lead in the fourth quarter after Cordarrelle Patterson caught a nine-yard touchdown pass from Bradford. Houston trailed 31-6 with 14:14 left in the game.

Osweiler led the Texans on a 12-play, 75-yard scoring drive. **Alfred Blue** added 39 yards rushing on six carries while a 22-yard catch-and-run by Fiedorowicz gave Houston a first down near the goal line. Hopkins caught the one-yard touchdown catch with 3:48 remaining.

The Texans fall to 3-2 with the loss and will host the Indianapolis Colts next Sunday in a primetime matchup.

SCORING

SCORE BY PERIODS	1	2	3	4	OT	Total
Houston Texans	0	6	0	7	-	13
Minnesota Vikings	14	10	0	7	-	31

SCORING DRIVES

Team	Qtr	Time	Play Description (Extra Point) (Drive info)	HOU	MIN
Vikings	1	11:23	A.Thielen 36 yd. pass from S.Bradford (B.Walsh kick) (8-84, 3:37)	0	7
Vikings	1	6:28	M.Asiata 1 yd. run (B.Walsh kick) (8-55, 3:52)	0	14
Vikings	2	9:58	B.Walsh 19 yd. Field Goal (15-58, 6:19)	0	17
Vikings	2	8:46	M.Sherels 79 yd. punt return (B.Walsh kick)	0	24
Texans	2	5:42	N.Novak 38 yd. Field Goal (8-55, 3:04)	3	24
Texans	2	1:37	N.Novak 30 yd. Field Goal (10-42, 2:04)	6	24
Vikings	4	14:09	C.Patterson 9 yd. pass from S.Bradford (B.Walsh kick) (9-65, 4:42)	6	31
Texans	4	3:46	D.Hopkins 1 yd. pass from B.Osweiler (N.Novak kick) (12-75, 4:29)	13	31

TEAM STATISTICS

	TEXANS	VIKINGS
TOTAL FIRST DOWNS	16	22
THIRD DOWN EFFICIENCY	1-13-8%	7-14-50%
FOURTH DOWN EFFICIENCY	0-1-0%	0-0-0%
TOTAL NET YARDS	214	351
NET YARDS RUSHING	59	96
NET YARDS PASSING	155	255
PASS ATTEMPTS-COMPLETIONS-HAD INTERCEPTED	42-19-1	30-22-0
KICKOFFS Number-In End Zone-Touchbacks	4-1-0	6-4-3
PUNTS Number and Average	5-51.4	5-46.2
Net Punting Average	31.4	36.8
FGs - PATs Had Blocked	0-0	0-0
TOTAL RETURN YARDAGE (Not Including Kickoffs)	47	102
PENALTIES Number and Yards	4-15	9-97
FUMBLES Number and Lost	1-0	0-0
TOUCHDOWNS	1	4
EXTRA POINTS Made-Attempts	1-1	4-4
FIELD GOALS Made-Attempts	2-3	1-1
RED ZONE EFFICIENCY	1-2-50%	2-3-67%
GOAL TO GO EFFICIENCY	1-1-100%	2-3-67%
SAFETIES	0	0
FINAL SCORE	13	31
TIME OF POSSESSION	22:32	37:28

INDIVIDUAL STATISTICS

RUSHING (Att-Yds): Houston, A. Blue 6-39, L. Miller 8-20. Minnesota, M. Asiata 14-55, J. McKinnon 20-36, C. Patterson 1-7, S. Bradford 2-(-2).

PASSING (C-A-Y-I): Houston, B. Osweiler 19-42-184-1. Minnesota, S. Bradford 22-30-271-0.

RECEIVING (Rec-Yds): Houston, D. Hopkins 5-56, J. Strong 5-39, C. Fiedorowicz 4-61, R. Griffin 2-8, B. Miller 1-12, W. Fuller 1-4, L. Miller 1-4. Minnesota, A. Thielen 7-127, C. Patterson 4-39, J. Wright 4-32, M. Asiata 3-46, K. Rudolph 2-15, J. McKinnon 1-10, C. Johnson 1-2.

SACKS (Sk-Yds): Houston, W. Mercilus 1.5-12.5, A. Smith .5-3.5. Minnesota, D. Hunter 1-12, B. Robison 2-8, T. Johnson 1-9.

INTERCEPTIONS (Int-Yds): Houston, none. Minnesota, A. Sendejo 1-2.

TACKLES (S-A-T): Houston, B. McKinney 5-5-10, J. Clowney 7-1-8, C. James 6-1-7, J. Simon 3-3-6, K. Johnson 4-1-5, C. Covington 3-2-5, J. Joseph 3-1-4, B. Cushing 2-2-4, W. Mercilus 2-1-3, A. Bouye 2-0-2, V. Wilfork 1-1-2, K. Dillon 1-1-2, C. Moore 1-1-2, A. Smith 0-2-2, Q. Demps 0-2-2, A. Dent 1-0-1, J. Heath 1-0-1, B. Scarlett 0-1-1, D. Reader 0-1-1. Minnesota, C. Munnerlyn 5-1-6, H. Smith 4-2-6, E. Kendricks 4-1-5, A. Sendejo 3-1-4, L. Joseph 0-4-4, D. Hunter 1-2-3, B. Robison 2-0-2, T. Johnson 2-0-2, C. Greenway 2-0-2, S. Stephen 2-0-2, X. Rhodes 2-0-2, A. Barr 1-1-2, E. Griffen 0-2-2.

MISSED FIELD GOAL: Houston, N. Novak 51WR. Minnesota, none.

TEAM NOTES

THE TEXANS

- Fell to 3-2 on the season and 0-2 on the road this year
- Recorded 214 total net yards of offense (155 passing, 59 rushing), 16 first downs and 22:32 time of possession
- Converted 1-of-13 (8%) third down opportunities and scored a touchdown on 1-of-2 (50%) red zone chances
- Limited the Vikings to seven points in the second half after giving up 24 in the first two quarters
- Registered eight quarterback hits and seven tackles for loss as a team

SCORING PLAYS

- 2nd Quarter – K **Nick Novak** made a 38-yard field goal to give the Texans their first points of the day
- 2nd Quarter – **Novak** connected on a 30-yard field goal to cut Houston's deficit to 24-6
- 4th Quarter – WR **DeAndre Hopkins** caught a 1-yard touchdown pass from QB **Brock Osweiler** to cut the Texans' deficit to 31-13

MISCELLANEOUS NOTES

- The following six Texans players were captains for the game: T **Duane Brown**, ILB **Brian Cushing**, P **Shane Lechler**, QB **Brock Osweiler**, ILB **Brian Peters** and NT **Vince Wilfork**
- The following seven Texans players were inactive for the game: G **Oday Aboushi**, TE **Stephen Anderson**, DE **Brandon Dunn**, RB **Jonathan Grimes**, CB **Kareem Jackson**, WR **Keith Mumphery** and QB **Brandon Weeden**
- The following Texans player was active, but did not play in the game: QB **Tom Savage**
- Houston won the toss and deferred to the second half. Minnesota elected to receive the ball to start the game

INDIVIDUAL PLAYER NOTES

RB ALFRED BLUE

- Rushed for 39 yards on six carries, averaging 6.5 yards per attempt

T DUANE BROWN

- Started his first game of the season after being inactive for the first four weeks

DE JADEVEON CLOWNEY

- Tied a single-game career-high with eight total tackles (seven solo) and set a personal-best with four tackles for loss

DE CHRISTIAN COVINGTON

- Finished with a career-high five tackles and his first tackle for loss of the season

S K.J. DILLON

- Tied for the team lead with a career-high two special teams tackles

RB TYLER ERVIN

- Finished with two kickoff returns for 53 yards and two punt returns for 33 yards
- Registered a 33-yard kickoff return to start the second half, a season-long for the Texans

WR DeANDRE HOPKINS

- Tied for the team lead with five receptions for 56 yards and a touchdown
- Scored on a 1-yard touchdown pass from QB **Brock Osweiler** in the fourth quarter, giving him three touchdowns for the year and 22 for his career
- Started his 53rd straight game, which is the second-longest active streak among NFL wide receivers

CB CHARLES JAMES

- Set a single-game career-high with seven tackles, including six solo stops

P SHANE LECHLER

- Punted five times for 257 yards, averaging 51.4 gross yards per punt, and pinned two punts inside the 20-yard line
- Tied Lee Johnson and Jackie Slater (259) for the 29th-most career games played in NFL history
- Played in his 227th straight game, which is the longest active streak in the NFL

ILB BENARDRICK McKINNEY

- Led the team with 10 tackles (five solo), marking his second 10-tackle game of the year

OLB WHITNEY MERCILUS

- Recorded three tackles, 1.5 sacks and set a single-game career-high with five quarterback hits
- Split a sack with DE **Antonio Smith** on Vikings QB Sam Bradford in the first quarter on third down, forcing Minnesota to punt
- Sacked Bradford on a third down in the second quarter for a loss of nine yards, bringing his season total to 3.5 and career total to 33.5

WR BRAXTON MILLER

- Made his first career kickoff return for 15 yards in the first quarter. Also added one 12-yard reception in the game

RB LAMAR MILLER

- Started his 47th consecutive game, which is the second-longest active streak among NFL running backs
- Played in his 58th straight game, which is the third-longest active streak among NFL running backs

T DEREK NEWTON

- Started in the 56th straight regular season game of his career, which is the fifth-longest active streak among NFL offensive tackles

K NICK NOVAK

- Scored seven points after making 2-of-3 field goals and one PAT
- Made a 38-yard field goal in the second quarter to give the Texans their first points of the day
- Connected on a 30-yard field goal in the second quarter to cut Houston's deficit to 24-6

QB BROCK OSWEILER

- Completed 19-of-42 pass attempts for 184 yards, one touchdown, one interception and a 56.1 passer rating
- His 42 pass attempts marked a single-game season-high
- Threw a 1-yard touchdown pass to WR **DeAndre Hopkins** in the fourth quarter, giving him six touchdowns for the season and 17 for his career

ILB BRIAN PETERS

- Recorded his first career kickoff to open the game, a 66-yarder that was returned to the Minnesota 16-yard line
- Also notched a 57-yard kickoff in the second quarter, which was returned to the Vikings 24-yard line

OLB BRENNAN SCARLETT

- Tied for the team lead with a career-high two special teams tackles

OLB JOHN SIMON

- Finished with six tackles, one tackle for loss and one pass defended

INDIVIDUAL PLAYER NOTES (CONT.)

DE ANTONIO SMITH

- Registered two tackles, a half-sack and a single-game season-high two quarterback hits
- Split a sack with OLB **Whitney Mercilus** on Vikings QB Sam Bradford in the first quarter on third down, marking his first half-sack of the year

WR JAELEN STRONG

- Tied for the team lead and posted his second straight game with five receptions

LS JON WEEKS

- Played in the 101st consecutive regular season game of his career, which is the fourth-longest streak in Texans history

NT VINCE WILFORK

- Registered two tackles and his first quarterback hit of the year
- Started his 37th straight game, which is tied for the sixth-longest active streak among NFL defensive tackles

GAME SUMMARIES



WEEK 6: Houston 26 vs. Indianapolis 23 (OT)

71,891 • NRG Stadium • Houston, Texas • Oct. 16, 2016



GAME SUMMARY

The Texans defeated the Indianapolis Colts in an exhilarating 26-23 overtime win to improve to 4-2 and maintain their lead in the AFC South.

Despite trailing 23-9 with seven minutes remaining, Houston rallied with a late fourth-quarter comeback scoring two touchdowns on back-to-back drives to send the game into overtime. **Nick Novak's** 33-yard field goal gave the Texans the win over their division rival.

Lamar Miller rushed for 149 yards on 24 carries and added three catches for 29 yards. He also scored two touchdowns, one rushing and one receiving in the win.

Brock Osweiler completed 25-of-39 for 269 yards for two touchdowns and one interception on the night. **C.J. Fiedorowicz** led all receivers with six catches for 85 yards and one touchdown.

Houston's defense was led by **Benardrick McKinney** with 12 tackles, one sack, one tackle for loss, and two quarterback hits. **Whitney Mercilus** and **Andre Hal** also recorded sacks. **Robert Nelson**, recently promoted from the practice squad, intercepted Andrew Luck.

Luck was 21-of-32 for 252 yards for one touchdown and one interception. Frank Gore rushed for 106 yards on 22 carries.

In the first half, Texans struggled to move the ball offensively and were held to just a field goal. Houston was forced to punt on its first four drives, while the Colts scored 13 unanswered points to take an early lead.

Houston's defense held the Colts to a three-and-out on their opening offensive series. After beginning their second possession at the 50-yard line, the Colts scored first with a 41-yard field goal. Luck followed up with a 22-yard touchdown pass to tight end Jack Doyle on the Colts next drive. Viniateri's 37-yard field goal gave the Colts a 13-0 lead with 6:55 left in the second quarter.

Novak's 27-yard field goal capped off the Texans lone scoring drive of the first half, an 11-play, 66-yard drive. The Texans trailed 13-3 at halftime.

On Houston's first possession of the third quarter, Miller scored on a one-yard run, his first rushing touchdown of his Texans career. The tandem of Miller and **Alfred Blue** rushed for three consecutive first downs on the drive. Novak missed the extra point attempt on the 10-play, 82-yard drive. Houston trailed 13-9 with 7:06 left in the third quarter.

A key third-quarter sack by Mercilus on fourth-and-1 stopped the Colts drive in the red zone. The Texans took over at their 13-yard line but the drive was short-lived after a holding call on Hopkins followed by an interception by Osweiler. The pass, intended for Hopkins, was picked off by Vontae Davis.

Two plays later, Luck rushed for a 14-yard touchdown to extend the Colts lead to two scores. Viniateri added a 36-yard field goal on the next series. Houston trailed 23-9 in their biggest deficit of the game with 7:12 left in the game.

Late in the fourth quarter, Houston's offense gained momentum with three consecutive passes from Osweiler to Hopkins. Miller scored on a 10-yard catch-and-run to end a 12-play, 75-yard drive. The Texans trailed 23-16 with 2:37 left in the game.

Houston's defense held the Colts to three-and-out on their ensuing possession. A sack by Hal followed by a tackle for loss by Mercilus gave the Texans another chance with less than two minutes remaining.

Houston picked up two first downs after Miller rushed for 16 yards and Fiedorowicz added an 11-yard reception. Fiedorowicz scored on a 26-yard touchdown just three plays later. The Texans tied the game 23-23 with 0:49 left in regulation.

The Texans defense held the Colts offense on third down after a quarterback hit by **Jadeveon Clowney** to send the game into overtime. Indianapolis won the coin toss and received the ball first. On third-and-3, McKinney's sack on Luck ended the drive and forced the overtime punt.

Jaelen Strong's first catch of the game came on the Texans first and only possession of overtime. Strong hauled in a 36-yard reception from Osweiler to get the Texans into field goal range. Novak kicked the game-winner just two plays later from 33 yards.

The Texans will play another primetime matchup in Week 7 as they travel to Denver to face the Broncos on Monday Night Football.

SCORING

SCORE BY PERIODS	1	2	3	4	OT	Total
Indianapolis Colts	3	10	0	10	0	23
Houston Texans	0	3	6	14	3	26

SCORING DRIVES

Team	Qtr	Time	Play Description (Extra Point) (Drive info)	IND	HOU
Colts	1	5:56	A.Viniateri 41 yd. Field Goal (9-27, 4:16)	3	0
Colts	2	14:55	J.Doyle 22 yd. pass from A.Luck (A.Viniateri kick) (7-60, 4:33)	10	0
Colts	2	6:55	A.Viniateri 37 yd. Field Goal (10-74, 5:12)	13	0
Texans	2	1:57	N.Novak 27 yd. Field Goal (11-66, 4:58)	13	3
Texans	3	7:06	L.Miller 1 yd. run (kick failed, wr) (10-82, 5:13)	13	9
Colts	4	14:53	A.Luck 14 yd. run (A.Viniateri kick) (2-20, 0:25)	20	9
Colts	4	7:04	A.Viniateri 36 yd. Field Goal (10-66, 5:17)	23	9
Texans	4	2:37	L.Miller 10 yd. pass from B.Osweiler (N.Novak kick) (12-75, 4:27)	23	16
Texans	4	0:49	C.Fiedorowicz 26 yd. pass from B.Osweiler (N.Novak kick) (3-53, 1:01)	23	23
Texans	5	8:10	N.Novak 33 yd. Field Goal (6-52, 3:20)	23	26

TEAM STATISTICS

	COLTS	TEXANS
TOTAL FIRST DOWNS	19	26
THIRD DOWN EFFICIENCY	5-14-36%	5-11-45%
FOURTH DOWN EFFICIENCY	0-1-0%	0-0-0%
TOTAL NET YARDS	392	414
NET YARDS RUSHING	161	158
NET YARDS PASSING	231	256
PASS ATTEMPTS-COMPLETIONS-HAD INTERCEPTED	32-21-1	39-25-1
KICKOFFS Number-In End Zone-Touchbacks	6-5-5	6-2-0
PUNTS Number and Average	5-45.4	5-40.4
Net Punting Average	40.8	37.8
FGs - PATs Had Blocked	0-0	0-0
TOTAL RETURN YARDAGE (Not Including Kickoffs)	13	23
PENALTIES Number and Yards	7-42	7-59
FUMBLES Number and Lost	0-0	1-0
TOUCHDOWNS	2	3
EXTRA POINTS Made-Attempts	2-2	2-3
FIELD GOALS Made-Attempts	3-3	2-2
RED ZONE EFFICIENCY	2-6-33%	2-4-50%
GOAL TO GO EFFICIENCY	0-0-0%	1-1-100%
SAFETIES	0	0
FINAL SCORE	23	26
TIME OF POSSESSION	36:33	30:17

INDIVIDUAL STATISTICS

RUSHING (Att-Yds): Indianapolis, F. Gore 22-106, A. Luck 7-53, R. Turbin 3-2. Houston, L. Miller 24-149, A. Blue 2-13, B. Osweiler 2-(-4).

PASSING (C-A-Y-I): Indianapolis, A. Luck 21-32-252-1. Houston, B. Osweiler 25-39-269-1.

RECEIVING (Rec-Yds): Indianapolis, C. Rogers 4-63, J. Doyle 4-53, R. Turbin 4-22, T. Hilton 3-49, E. Swoope 2-42, P. Dorsett 2-12, D. Allen 1-9, F. Gore 1-2. Houston, D. Hopkins 9-71, C. Fiedorowicz 6-85, R. Griffin 3-31, L. Miller 3-29, B. Miller 2-13, J. Strong 1-36, T. Ervin 1-4.

SACKS (Sk-Yds): Indianapolis, R. Mathis 1-13. Houston, B. McKinney 1-9, W. Mercilus 1-5, A. Hal 1-7.

INTERCEPTIONS (Int-Yds): Indianapolis, V. Davis 1-0. Houston, R. Nelson 1-0.

TACKLES (S-A-T): Indianapolis, M. Adams 6-3-9, C. Geathers 6-0-6, D. Jackson 4-2-6, V. Davis 4-1-5, R. Melvin 4-1-5, D. Butler 3-2-5, T. Green 4-0-4, K. Langford 3-1-4, J. McNary 2-2-4, D. Parry 2-1-3, R. Mathis 1-1-2, E. Walden 1-1-2, H. Anderson 1-0-1, A. Jones 1-0-1, D. Morris 1-0-1. A. Ayers 0-1-1. Houston, B. McKinney 7-5-12, K. Johnson 9-1-10, J. Simon 4-5-9, B. Cushing 4-4-8, W. Mercilus 4-2-6, J. Clowney 3-1-4, A. Bouye 3-1-4, A. Hal 2-2-4, C. Moore 2-2-4, J. Joseph 1-2-3, C. James 2-0-2, D. Reader 1-1-2, C. Covington 1-0-1.

MISSED FIELD GOAL: Indianapolis, none. Houston, none.

TEAM NOTES

THE TEXANS

- Improved to 4-2 on the season and 4-0 at home
- Earned their fifth straight regular season home win, dating back to Week 17 of the 2015 season, and fourth straight to open the season, both of which are franchise records
- Extended their winning streak against AFC South opponents to seven games, dating back to Week 6 of the 2015 season
- Overcame a 14-point deficit with 7:04 remaining in the fourth quarter to win the game in overtime. It marked the team's largest comeback victory since overcoming a 21-point deficit at San Diego on Sept. 9, 2013
- Won their first overtime game since a 34-31 victory at Detroit on Nov. 22, 2012
- Improved their all-time regular season record against the Colts to 6-23 overall and 5-10 at home
- Improved their all-time regular season record against AFC South opponents to 37-49 overall and 2-0 this season
- Earned their first win on Sunday Night Football since a 13-6 victory over Chicago on the road on Nov. 11, 2012
- Improved to 60-56 all-time at home
- Improved to 22-16 under Head Coach **Bill O'Brien** (2014-16)
- Recorded a season-high 414 total net yards (256 passing, 158 rushing), 26 first downs and 30:17 time of possession, while converting 5-of-11 (45%) third downs and 2-of-4 (50%) red zone opportunities
- Limited the Colts to 5-of-14 (36%) on third down and 2-of-6 (33%) in the red zone
- Scored their first rushing touchdown of the year on a 1-yard rush by RB **Lamar Miller** in the third quarter

SCORING PLAYS

- 2nd Quarter – K **Nick Novak** made a 27-yard field goal to give the Texans their first points of the day
- 3rd Quarter – RB **Lamar Miller** scored on a 1-yard run to give Houston its first rushing touchdown of the year and cut the deficit to 13-9
- 4th Quarter – QB **Brock Osweiler** completed a 10-yard touchdown pass to **Miller** to bring the score to 23-16
- 4th Quarter – **Osweiler** connected with TE **C.J. Fiedorowicz** on a 26-yard touchdown pass to tie the game at 23-23 and send it into overtime
- Overtime – **Novak** made a 33-yard field goal to give the Texans a 26-23 win

MISCELLANEOUS NOTES

- The following five Texans players were captains for the game: T **Duane Brown**, ILB **Brian Cushing**, CB **Johnathan Joseph**, P **Shane Lechler** and QB **Brock Osweiler**
- The following seven Texans players were inactive for the game: G **Jeff Allen**, TE **Stephen Anderson**, S **Quintin Demps**, RB **Jonathan Grimes**, CB **Kareem Jackson**, ILB **Brian Peters** and QB **Brandon Weeden**
- The following two Texans players were active, but did not play in the game: WR **Will Fuller** and QB **Tom Savage**
- Indianapolis won the toss and deferred to the second half. Houston elected to receive the ball to start the game

INDIVIDUAL PLAYER NOTES

ILB MAX BULLOUGH

- Tied for the team lead with a season-high two special teams tackles

ILB BRIAN CUSHING

- Notched eight tackles (four solo) and became the second player in Texans history to reach 600 career tackles (DeMeco Ryans, 636)

TE C.J. FIEDOROWICZ

- Recorded career highs with six receptions for a team-leading 85 yards and a scored his second touchdown of the year, which set a single-season career-high
- Set a single-season career-high with 201 receiving yards on the year
- Scored the game-tying touchdown on a 26-yard pass from QB **Brock Osweiler** in the fourth quarter
- The 26-yard reception marked a season-long

WR DeANDRE HOPKINS

- Led the team with a season-high nine receptions for 71 yards
- His nine receptions were the most he's had in a game since recording 10 in Week 6 of the 2015 season at Jacksonville (10/18/15)
- Started his 54th straight game, which is the second-longest active streak among NFL wide receivers

CB KEVIN JOHNSON

- Notched a career-high 10 tackles (nine solo), including his first tackle for loss of the season, and one pass defended

P SHANE LECHLER

- Punted five times for 202 yards, averaging 40.4 gross yards and 37.8 net yards per punt, while pinning two inside the 20-yard line
- Passed Lee Johnson and Jackie Slater (259) and tied Nick Lowery (260) for the 28th-most career games played in NFL history
- Played in his 228th straight game, which is the longest active streak in the NFL

ILB BENARDRICK MCKINNEY

- Led the team with 12 tackles (seven solo), 1.0 sack and two quarterback hits
- Set a single-season career-high with 60 total tackles in 2016
- Posted his third 10-tackle game of the season

OLB WHITNEY MERCILUS

- Logged six tackles (four solo), two tackles for loss and 1.0 sack
- Caused a turnover on downs after sacking Colts QB Andrew Luck on a fourth down in the third quarter, giving him 4.5 sacks for the season and 34.5 for his career

RB LAMAR MILLER

- Rushed for a touchdown and a season-high 149 yards on 24 carries, averaging 6.2 yards per attempt. Also caught three passes for 29 yards and a touchdown
- Recorded a rushing and receiving touchdown in the same game for the second time in his career and first since doing so as a member of the Miami Dolphins against the Houston Texans on Oct. 25, 2015
- Scored his first rushing touchdown of the year and 20th of his career on a 1-yard run in the third quarter
- Scored his first receiving touchdown of the season and fourth of his career on a 10-yard reception from QB **Brock Osweiler** in the fourth quarter
- Logged his second 100-yard rushing game of the season and eighth of his career
- Notched a 23-yard run in the third quarter, a season-long for the Texans
- Started his 48th consecutive game, which is the second-longest

INDIVIDUAL PLAYER NOTES (CONT.)

active streak among NFL running backs

- Played in his 59th straight game, which is the third-longest active streak among NFL running backs

S COREY MOORE

- Made the first start of his career and notched a career-high four tackles (two solo)

CB ROBERT NELSON

- Made his regular season debut and intercepted Colts QB Andrew Luck in the second quarter for his first career interception
- Also tied for the team lead with two special teams tackles

T DEREK NEWTON

- Started in the 57th straight regular season game of his career, which is the fifth-longest active streak among NFL offensive tackles

K NICK NOVAK

- Scored eight points on two field goals and two extra points
- Made the game-winning 33-yard field goal in overtime to give Houston a 26-23 victory
- Made a 27-yard field goal in the second quarter, giving him 150 made field goals for his career

QB BROCK OSWEILER

- Completed 25-of-39 pass attempts for 269 yards, two touchdowns, one interception and a 90.7 passer rating
- His yardage, touchdown and passer rating totals all either set or tied single-game season highs
- Threw for multiple touchdowns in his third game of the year, which set a single-season career-high
- Connected on all four of his pass attempts for 25 yards and a 92.7 passer rating on Houston's touchdown drive to start the second half
- On the game-tying touchdown drive in the fourth quarter and the game-winning drive in overtime, completed a combined 5-of-5 passes for 98 yards and a touchdown

OLB JOHN SIMON

- Finished third on the team with a career-high nine tackles (four solo)

LS JON WEEKS

- Played in the 102nd consecutive regular season game of his career, which is the fourth-longest streak in Texans history

NT VINCE WILFORK

- Started his 38th straight game, which is tied for the fifth-longest active streak among NFL defensive tackles

GAME SUMMARIES



WEEK 7: Houston 9 at Denver 27

76,865 • Sports Authority Field at Mile High • Denver, Colo. • Oct. 24, 2016



GAME SUMMARY

In **Brock Osweiler's** return to Denver on Monday Night Football, the Texans fell 27-9 to the Broncos.

Despite remaining within one score until late in the third quarter, Houston's offense struggled to gain momentum and was limited to just three field goals. The Texans committed two costly fumbles that contributed to 10 unanswered points by the Broncos in the second half.

Running backs **Lamar Miller** and **Alfred Blue** each had 11 carries on the night. Blue rushed for 63 yards, with Miller adding 61 yards. Osweiler was 22-of-41 for 131 yards. **DeAndre Hopkins** led Texans receivers with five catches for 36 yards.

The Texans defense held Denver to three-and-out on six of their 12 possessions. The Texans held the Broncos to 3-of-11 on third down but struggled against the run. The Denver duo of C.J. Anderson and rookie Devontae Booker rushed for 190 yards and each scored a touchdown.

A.J. Bouye had a team-high 11 tackles, nine solo, and two passes defensed.

Denver quarterback Trevor Siemian completed 14-of-25 passes for 157 yards and one touchdown.

The Texans took an early 6-0 lead in the first quarter with a pair of field goals, both from 43 yards. Houston's defense allowed just one first down and 15 net yards of passing through the first quarter.

Denver scored 14 unanswered points on back-to-back drives in the second quarter relying heavily on the ground game.

A pair of turnovers would end the next two Texans drives and lead to 10 Broncos points. After a fumble by Blue, Booker scored on a one-yard touchdown run to cap a 7-play, 72-yard scoring drive with 0:45 left in the third quarter.

The Broncos added a pair of field goals in the fourth quarter. On the Texans first offensive series, Osweiler's fumble led to a 22-yard Broncos field goal. Denver pulled away with a 24-9 lead with 11:36 left in the fourth quarter. Brandon McManus added a 32-yard field goal after the Texans failed to convert fourth-and-10 from its own 34-yard line, late in the fourth quarter.

With the loss, the Texans fell to 4-3 on the season and return to NRG Stadium to host the Detroit Lions Sunday.

SCORING

SCORE BY PERIODS	1	2	3	4	OT	Total
Houston Texans	6	0	3	0	-	9
Denver Broncos	0	14	7	6	-	27

SCORING DRIVES

Team	Qtr	Time	Play Description (Extra Point) (Drive info)	HOU	DEN
Texans	1	7:11	N.Novak 43 yd. Field Goal (7-33, 2:16)	3	0
Texans	1	0:21	N.Novak 43 yd. Field Goal (10-39, 5:05)	6	0
Broncos	2	9:10	C.Anderson 7 yd. run (B.McManus kick) (10-75, 6:11)	6	7
Broncos	2	4:04	D.Thomas 4 yd. pass from T.Siemian (B.McManus kick) (7-68, 3:25)	6	14
Texans	3	9:09	N.Novak 29 yd. Field Goal (9-72, 4:50)	9	14
Broncos	3	0:40	D.Booker 1 yd. run (B.McManus kick) (7-72, 3:57)	9	21
Broncos	4	11:36	B.McManus 22 yd. Field Goal (7-22, 3:20)	9	24
Broncos	4	1:57	B.McManus 32 yd. Field Goal (7-20, 2:43)	9	27

TEAM STATISTICS

	TEXANS	BRONCOS
TOTAL FIRST DOWNS	14	19
THIRD DOWN EFFICIENCY	7-18-39%	3-11-27%
FOURTH DOWN EFFICIENCY	0-2-0%	0-0-0%
TOTAL NET YARDS	271	347
NET YARDS RUSHING	140	190
NET YARDS PASSING	131	157
PASS ATTEMPTS-COMPLETIONS-HAD INTERCEPTED	41-22-0	25-14-0
KICKOFFS Number-In End Zone-Touchbacks	4-3-3	6-4-3
PUNTS Number and Average	5-48.4	6-42.5
Net Punting Average	41.8	40.7
FGs - PATs Had Blocked	0-0	0-0
TOTAL RETURN YARDAGE (Not Including Kickoffs)	11	33
PENALTIES Number and Yards	2-15	7-83
FUMBLES Number and Lost	4-2	1-0
TOUCHDOWNS	0	3
EXTRA POINTS Made-Attempts	0-0	3-3
FIELD GOALS Made-Attempts	3-3	2-2
RED ZONE EFFICIENCY	0-1-0%	3-5-60%
GOAL TO GO EFFICIENCY	0-0-0%	3-4-75%
SAFETIES	0	0
FINAL SCORE	9	27
TIME OF POSSESSION	29:22	30:38

INDIVIDUAL STATISTICS

RUSHING (Att-Yds): Houston, A. Blue 11-63, L. Miller 11-61, B. Osweiler 3-16. Denver, C. Anderson 16-107, D. Booker 17-83, A. Janovich 1-1, T. Siemian 1-(-1).

PASSING (C-A-Y-I): Houston, B. Osweiler 22-41-131-0. Denver, T. Siemian 14-25-157-0.

RECEIVING (Rec-Yds): Houston, D. Hopkins 5-36, C. Fiedorowicz 5-35, W. Fuller 4-22, L. Miller 3-6, R. Griffin 2-13, J. Strong 2-10, T. Ervin 1-9. Denver, D. Thomas 6-40, E. Sanders 4-86, A. Janovich 1-12, J. Norwood 1-8, B. Fowler 1-7, D. Booker 1-4.

SACKS (Sk-Yds): Houston, none. Denver, Team 1-0.

INTERCEPTIONS (Int-Yds): Houston, none. Denver, none.

TACKLES (S-A-T): Houston, A. Bouye 9-2-11, B. McKinney 7-2-9, B. Cushing 3-3-6, J. Clowney 3-1-4, B. Dunn 3-0-3, W. Mercilus 2-1-3, A. Hal 2-1-3, J. Simon 1-2-3, E. Pleasant 2-0-2, C. Moore 1-1-2, K. Jackson 1-1-2, J. Joseph 1-0-1, C. Covington 1-0-1, C. James 0-1-1, D. Reader 0-1-1. Denver, T. Ward 3-5-8, C. Harris Jr. 6-1-7, D. Stewart 3-3-6, S. Ray 2-3-5, A. Talib 3-1-4, T. Davis 2-2-4, C. Nelson 2-2-4, B. Marshall 2-2-4, V. Miller 3-0-3, D. Wolfe 2-1-3, S. Williams 1-2-3, J. Crick 0-3-3, W. Parks 1-1-2, D. Watson 1-0-1, J. Simmons 1-0-1, B. Roby 1-0-1, D. Kilgo 0-1-1, S. Barrett 0-1-1, B. Winn 0-1-1.

MISSED FIELD GOAL: Houston, none. Denver, none.

TEAM NOTES

THE TEXANS

- Fell to 4-3 overall and 0-3 on the road this season
- Recorded 271 total net yards of offense (140 rushing, 131 passing), 14 first downs and 29:22 time of possession, while converting 7-of-18 (39%) third down opportunities
- Limited the Broncos to 157 net passing yards and 3-of-11 (27%) on third down
- Allowed only 15 net passing yards in the first quarter, a season-low for Texans opponents in the first quarter

SCORING PLAYS

- 1st Quarter – K **Nick Novak** made a 43-yard field goal to give the Texans a 3-0 lead
- 1st Quarter – **Novak** made another 43-yard field goal to extend the lead to 6-0
- 3rd Quarter – **Novak** connected on a 29-yard field goal to cut Houston's deficit to 14-9

MISCELLANEOUS NOTES

- The following six Texans players were captains for the game: T **Chris Clark**, ILB **Brian Cushing**, CB **Johnathan Joseph**, P **Shane Lechler**, RB **Lamar Miller** and QB **Brock Osweiler**
- The following seven Texans players were inactive for the game: G **Oday Aboushi**, S **Quintin Demps**, RB **Jonathan Grimes**, DE **Joel Heath**, WR **Keith Mumphery**, ILB **Brian Peters** and QB **Brandon Weeden**
- The following Texans player was active, but did not play in the game: QB **Tom Savage**
- Denver won the toss and deferred to the second half. Houston elected to receive the ball to start the game

INDIVIDUAL PLAYER NOTES

G JEFF ALLEN

- Played in his 50th career game

RB ALFRED BLUE

- Recorded single-game season highs with 11 carries for a team-leading 63 yards, averaging 5.7 yards per attempt
- Tied a season-long with a 17-yard run in the first quarter

CB A.J. BOUYE

- Led the team and set a single-game career-high with 11 tackles (nine solo), while adding two passes defended

DE JADEVEON CLOWNEY

- Logged four tackles (three solo) and one quarterback hit
- Set a single-season career-high with nine quarterback hits, surpassing his previous personal best of eight in 2015

RB TYLER ERVIN

- Registered a season-long 9-yard reception in the first quarter

TE C.J. FIEDOROWICZ

- Tied for the team lead with five receptions for a total of 35 yards
- Set a single-season career-high for receptions (21), surpassing his previous best of 17 catches in 2015

WR WILL FULLER V

- Caught four passes for 22 yards
- Notched his first career kickoff return for 19 yards

WR DeANDRE HOPKINS

- Tied for the team lead with five receptions for a total of 36 yards
- Started his 55th straight game, which is the second-longest active streak among NFL wide receivers

S DON JONES

- Made his debut with the Texans and recorded one special teams tackle, giving him 30 for his career

P SHANE LECHLER

- Punted five times for 242 yards, averaging 48.4 gross yards and 41.8 net yards per punt, with a long of 62 yards
- Pinned one punt inside the 20-yard line
- Passed Nick Lowery (260) for the 28th-most career games played in NFL history
- Played in his 229th straight game, which is the longest active streak in the NFL

ILB BENARDRICK McKINNEY

- Finished second on the team with nine tackles (seven solo)

RB LAMAR MILLER

- Totaled 61 yards on 11 attempts, averaging 5.7 yards per carry
- Recorded a 25-yard run in the first quarter, a season-long for the Texans
- Surpassed 1,000 receiving yards for his career
- Started his 49th consecutive game, which is the second-longest active streak among NFL running backs
- Played in his 60th straight game, which is the third-longest active streak among NFL running backs

CB ROBERT NELSON

- Recorded a special teams tackle for the second straight week

K NICK NOVAK

- Scored nine total points after converting 3-of-3 field goals
- Made a 43-yard field goal in the first quarter to give Houston a 3-0 lead
- Made another 43-yard field goal in the first quarter to extend the lead to 6-0
- Connected on a 29-yard field goal in the third quarter to cut the Texans' deficit to 14-9

QB BROCK OSWEILER

- Completed 22-of-41 passes for 131 yards, no touchdowns, no interceptions and a 60.1 passer rating
- Made his seventh start of the year, tying a single-season career-high (7 in 2015 with Denver)

LS JON WEEKS

- Played in the 103rd consecutive regular season game of his career, which is the fourth-longest streak in Texans history

NT VINCE WILFORK

- Started his 39th straight game, which is tied for the fifth-longest active streak among NFL defensive tackles

GAME SUMMARIES



WEEK 8: Houston 20 vs. Detroit 13 71,882 • NRG Stadium • Houston, Texas • Oct. 30, 2016



GAME SUMMARY

The Texans defeated the Detroit Lions 20-13 and head into the bye week with a 5-3 record. Houston has won all five games at home this season, where they remain undefeated.

Houston's defense kept a red-hot Matthew Stafford and Lions offense scoreless until the fourth quarter. Despite orchestrating two scoring drives late in the game, Stafford was unable to lead a comeback effort at NRG Stadium. The Texans run defense held Detroit to just 58 yards on the ground in the win.

The Texans never trailed as **Brock Osweiler** led two touchdown drives to give the team a 14-0 lead in the first half. Osweiler was 20-of-29 for 186 yards, one touchdown, and one interception. **DeAndre Hopkins** caught four passes for 44 yards, while **C.J. Fiedorowicz** added 43 yards and a touchdown. **Lamar Miller**, who entered the game with a shoulder injury, rushed for 56 yards and a score. **Alfred Blue** contributed nine carries for 41 yards.

Stafford completed 27-of-41 passes for 240 yards and one touchdown. The Texans defense was stout on third down, as the Lions covered just 3-of-11 attempts. **Jadeveon Clowney** recorded a sack, one quarterback hit, and one tackle for loss, while John Simon had a team-high 8 tackles.

After a scoreless first quarter where Matt Prater missed a 49-yard kick for the Lions, the Texans took an early 14-0 lead, scoring on back-to-back drives. **Ryan Griffin** converted two third downs, catching passes for 23 and 12 yard gains on the possession. Osweiler was 5-of-7 for 56 yards on the scoring drive, which ended in a 6-yard touchdown pass to Fiedorowicz.

On Houston's next offensive series, a key Blue run on fourth down extended the drive. Hopkins' amazing one-handed grab moved the Texans down to the 1-yard line. Miller would then punch it in, giving Houston a 14-0 lead with 7:04 left in the first half.

The Texans were deep in Lions territory with 0:39 seconds remaining in the first half, but Osweiler's pass, intended for Hopkins, was intercepted by cornerback Johnson Bademosi. The Lions would capitalize, as Stafford orchestrated a five-play, 52-yard scoring drive that ended in a 47-yard field goal. The Texans headed into halftime with a 14-3 lead over Detroit.

Nick Novak kicked a 33-yard field goal with 5:51 left in third quarter to extend the Texans lead 17-3.

After three plays to Theo Riddick to start the drive, Stafford orchestrated his first touchdown drive of the game. After a defensive pass interference flag, the Lions gained 13 yards and a fresh set of downs. One play later, Riddick caught a one-yard touchdown pass and Detroit moved within one score, trailing 17-10 with 14:50 left in the game.

The Texans would respond, ripping off a nine-play drive that took 6:05 off the clock. That drive ended in Novak's second field goal of the day, giving Houston a 20-10 lead.

Despite starting their ensuing possession at their own 45-yard line, the Lions were unable to add another touchdown. Houston's defense held the Lions to a 34-yard field goal. The Lions trailed 20-13 with 2:57 remaining in the game.

Detroit attempted an onside kick after the score, but cornerback **Robert Nelson** recovered for the Texans at the Lions 44-yard line.

The (5-3) Texans now head into their bye week, but will travel to Jacksonville in Week 10.

SCORING

SCORE BY PERIODS	1	2	3	4	OT	Total
Detroit Lions	0	3	0	10	-	13
Houston Texans	0	14	3	3	-	20

SCORING DRIVES

Team	Qtr	Time	Play Description (Extra Point) (Drive info)	DET	HOU
Texans	2	12:56	C.Fiedorowicz 6 yd. pass from B.Osweiler (N.Novak kick) (12-61, 5:54)	0	7
Texans	2	7:04	L.Miller 1 yd. run (N.Novak kick) (10-53, 4:34)	0	14
Lions	2	0:02	M.Prater 47 yd. Field Goal (5-52, 0:30)	3	14
Texans	3	5:51	N.Novak 33 yd. Field Goal (9-46, 4:30)	3	17
Lions	4	14:50	T.Riddick 1 yd. pass from M.Stafford (M.Prater kick) (13-75, 6:01)	10	17
Texans	4	4:09	N.Novak 36 yd. Field Goal (9-47, 6:05)	10	20
Lions	4	2:53	M.Prater 34 yd. Field Goal (6-39, 1:16)	13	20

TEAM STATISTICS

	LIONS	TEXANS
TOTAL FIRST DOWNS	19	20
THIRD DOWN EFFICIENCY	3-11-27%	6-15-40%
FOURTH DOWN EFFICIENCY	0-1-0%	1-1-100%
TOTAL NET YARDS	289	269
NET YARDS RUSHING	58	105
NET YARDS PASSING	231	164
PASS ATTEMPTS-COMPLETIONS-HAD INTERCEPTED	41-27-0	29-20-1
KICKOFFS Number-In End Zone-Touchbacks	4-2-2	5-1-0
PUNTS Number and Average	5-44.6	4-50.8
Net Punting Average	37.6	49.5
FGs - PATs Had Blocked	0-0	0-0
TOTAL RETURN YARDAGE (Not Including Kickoffs)	8	35
PENALTIES Number and Yards	8-75	6-49
FUMBLES Number and Lost	0-0	1-0
TOUCHDOWNS	1	2
EXTRA POINTS Made-Attempts	1-1	2-2
FIELD GOALS Made-Attempts	2-3	2-2
RED ZONE EFFICIENCY	1-2-50%	2-5-40%
GOAL TO GO EFFICIENCY	1-1-100%	2-2-100%
SAFETIES	0	0
FINAL SCORE	13	20
TIME OF POSSESSION	26:02	33:58

INDIVIDUAL STATISTICS

RUSHING (Att-Yds): Detroit, T. Riddick 11-56, Z. Zenner 3-2. Houston, L. Miller 17-56, A. Blue 9-41, J. Grimes 2-11, B. Osweiler 3-(-3).

PASSING (C-A-Y-I): Detroit, M. Stafford 27-41-240-0. Houston, B. Osweiler 20-29-186-1.

RECEIVING (Rec-Yds): Detroit, T. Riddick 8-77, E. Ebron 7-79, G. Tate 7-42, M. Jones 3-33, Z. Zenner 1-5, A. Boldin 1-4. Houston, C. Fiedorowicz 5-43, D. Hopkins 4-44, R. Griffin 3-34, B. Miller 3-18, S. Anderson 2-17, L. Miller 2-7, W. Fuller 1-23.

SACKS (Sk-Yds): Detroit, K. Thornton 1-7, A. Robinson 1-5, A. Bryant 1-10. Houston, J. Clowney 1-9.

INTERCEPTIONS (Int-Yds): Detroit, J. Bademosi 1-3. Houston, none.

TACKLES (S-A-T): Detroit, T. Wilson 6-3-9, T. Whitehead 4-3-7, G. Quin 4-2-6, K. Thornton 2-2-4, K. Hyder 2-2-4, A. Robinson 1-3-4, J. Bademosi 3-0-3, Q. Diggs 3-0-3, J. Bynes 3-0-3, R. Bush 2-1-3, N. Lawson 1-2-3, S. Charles 1-2-3, A. Williams 2-0-2, M. Killebrew 1-1-2, T. Walker 1-1-2, A. Bryant 1-0-1, D. Taylor 1-0-1, E. Ansah 1-0-1, B. Copeland 0-1-1. Houston, J. Simon 6-2-8, B. Cushing 7-0-7, A. Bouye 5-0-5, K. Jackson 5-0-5, B. McKinney 2-2-4, C. Moore 3-0-3, A. Hal 3-0-3, J. Clowney 2-1-3, J. Joseph 2-0-2, E. Pleasant 2-0-2, V. Wilfork 1-0-1, D. Reader 1-0-1.

MISSED FIELD GOAL: Detroit, M. Prater 49RU. Houston, none.

TEAM NOTES

THE TEXANS

- Improved to 5-3 overall and 5-0 at home this season, while extending their regular season home winning streak to six games, dating back to 2015
- Tied for their second-best record through the first eight games of a season in franchise history
- Improved to 3-1 overall and 2-0 at home in the all-time series with the Lions
- Extended their winning streak in the head-to-head series with Detroit to three games, dating back to 2008
- Improved their all-time record against the NFC North to 8-7 all-time and 2-1 this season
- Improved their all-time record at home to 61-56 in the regular season
- Improved to 23-17 overall under Head Coach **Bill O'Brien** (2014-16)
- Scored 14 points in the second quarter, which ties the team's highest total in any quarter this season and is the most scored in the second quarter of a game this season
- Allowed only three points in the first half, which tied Detroit's lowest first-half output in a game this season
- Limited the Lions to 3-of-11 (27%) on third down in the game, including 1-of-6 (17%) in the first half

SCORING PLAYS

- 2nd Quarter – QB **Brock Osweiler** threw a 6-yard touchdown pass to TE **C.J. Fiedorowicz** to give Houston a 7-0 lead
- 2nd Quarter – RB **Lamar Miller** scored on a 1-yard touchdown run, his second rushing touchdown of the season and 21st of his career
- 3rd Quarter – K **Nick Novak** made a 33-yard field goal to extend Houston's lead to 17-3
- 4th Quarter – **Novak** connected on a 36-yard field goal to give the Texans a 20-10 advantage

MISCELLANEOUS NOTES

- The following six Texans players were captains for the game: T **Duane Brown**, ILB **Max Bullough**, ILB **Brian Cushing**, P **Shane Lechler**, OLB **Whitney Mercilus** and QB **Brock Osweiler**
- The following seven Texans players were inactive for the game: G **Oday Aboushi**, T **Jeff Adams**, S **Quintin Demps**, DE **Joel Heath**, WR **Keith Mumphery**, ILB **Brian Peters** and QB **Brandon Weeden**
- The following Texans player was active, but did not play in the game: QB **Tom Savage**
- Houston won the toss and deferred to the second half. Detroit elected to receive the ball to start the game

INDIVIDUAL PLAYER NOTES

RB ALFRED BLUE

- Rushed for 41 yards on nine carries, averaging 4.6 yards per attempt
- Notched a season-long 19-yard run in the fourth quarter

CB A.J. BOUYE

- Tied for third on the team with five tackles (all solo) and added one pass defended

DE JADEVEON CLOWNEY

- Sacked Lions QB Matthew Stafford for a 9-yard loss in the second quarter, giving him 3.0 for the season and 7.5 for his career
- Recorded his ninth tackle for loss of the year, which set a single-season career-high (eight in 2015)

ILB BRIAN CUSHING

- Finished second on the team with seven tackles, all of which were solo stops

TE C.J. FIEDOROWICZ

- Led the team with five receptions for 43 yards and a touchdown
- Caught a 6-yard touchdown pass from QB **Brock Osweiler** in the second quarter, giving him a career-high three for the season and five for his career
- Fiedorowicz is tied with WR **DeAndre Hopkins** for the most receiving touchdowns on the team in 2016

WR WILL FULLER V

- With 372 receiving yards this season, passed Domanick Williams (351 in 2003) and Owen Daniels (352 in 2006) for the fifth-most receiving yards by a rookie in Texans history

S ANDRE HAL

- Logged three tackles (all solo) on defense and tied for second on the team with a career-high two tackles on special teams

WR DeANDRE HOPKINS

- Finished second on the team with four receptions for a team-leading 44 yards
- With 3,967 career receiving yards, passed Andre Johnson (3,953 from 2003-06) for the most receiving yards by a Texans player in the first four seasons of his career
- Started his 56th straight game, which is the second-longest active streak among NFL wide receivers

CB KAREEM JACKSON

- Notched five tackles (all solo), one tackle for loss and one pass defended, giving him 60 passes defended for his career

CB CHARLES JAMES

- Tied for second on the team with two special teams tackles, giving him a career-high six for the year. His previous best was five in 2015

S DON JONES

- Tied for second on the team with a season-high two special teams tackles in only his second game of the season with the Texans

P SHANE LECHLER

- Punted four times for 203 yards, averaging 50.8 gross yards and a season-high 49.5 net yards per punt, while pinning three inside the 20-yard line. Logged a long punt of 59 yards
- Tied Ray Brown (262) for the 27th-most career games played in NFL history
- Played in his 230th straight game, which is the longest active streak in the NFL

WR BRAXTON MILLER

- Set career highs with three receptions for 18 yards

RB LAMAR MILLER

- Rushed 17 times for 56 yards and a touchdown, while catching two passes for seven yards
- Scored on a 1-yard touchdown run in the second quarter, giving him two for the season and 21 for his career
- Started his 50th consecutive game, which is the second-longest active streak among NFL running backs
- Played in his 61st straight game, which is the third-longest active streak among NFL running backs

CB ROBERT NELSON

- Led the team with a career-high three special teams tackles

INDIVIDUAL PLAYER NOTES (CONT.)

K NICK NOVAK

- Made 2-of-2 field goal attempts and 2-of-2 PAT attempts for eight total points
- Connected on a 33-yard field goal in the third quarter to give the Texans a 17-3 lead
- Made a 36-yard field goal in the fourth quarter to extend Houston's lead to 20-10

QB BROCK OSWEILER

- Completed 20-of-29 passes for 186 yards, one touchdown, one interception and an 83.4 passer rating
- His 69.0% completion percentage was a single-game season-high
- Set single-season career highs in starts (8), pass attempts (297) and completions (176)
- Threw a 6-yard touchdown pass to TE **C.J. Fiedorowicz** in the second quarter, giving him nine touchdown passes for the season and 20 for his career. Completed 5-of-7 passes for 56 yards on the scoring drive

FB JAY PROSCH

- Made his first start of the year and eighth of his career
- Recorded his first career kickoff return in the second quarter for a gain of 10 yards

OLB JOHN SIMON

- Led the team with eight tackles (six solo) and added one quarterback hit

LS JON WEEKS

- Played in the 104th consecutive regular season game of his career, which is the fourth-longest streak in Texans history

NT VINCE WILFORK

- Started his 40th straight game, which is tied for the fifth-longest active streak among NFL defensive tackles

GAME SUMMARIES



WEEK 10: Houston 24 at Jacksonville 21 62,091 • EverBank Field • Jacksonville, Fla. • Nov. 13, 2016



GAME SUMMARY

The Texans earned their first road win of the 2016 season, defeating the Jaguars 24-21 on Sunday.

Houston scored two touchdowns in the first quarter, including one on defense. **Brock Osweiler** threw two touchdown passes in the win, finding tight ends **Ryan Griffin** and **Stephen Anderson**. Osweiler completed 14-of-27 for 99 yards, two touchdowns, no interceptions, and added 23 rushing yards. **DeAndre Hopkins** led all Texans receivers with five catches for 48 yards.

Houston's offense collectively ran for 181 yards, led by **Lamar Miller**, who had 15 carries for 83 yards, including a long of 45. **Akeem Hunt**, who moved up from the practice squad this week, contributed 52 yards on eight attempts.

The Texans defense forced two turnovers and scored its first touchdown of the season on a pick-six by **Kareem Jackson**. **Whitney Mercilus** had a fumble recovery while **Benardrick McKinney** had a team-high seven tackles and also added two tackles for loss. Jaguars quarterback Blake Bortles completed 32-of-49 for 265 yards, two touchdowns, and one interception. **John Simon** and rookie **D.J. Reader** each had a sack on Bortles.

Houston took an early 7-0 lead as Jackson intercepted Bortles and returned it 43 yards for a score on the Jaguars opening offensive series. Bortles responded with a five-yard touchdown pass to Julius Thomas on the Jaguars next drive.

The Texans regained their lead on their next possession. Miller's 45-yard run to the goal line set up Osweiler's one-yard touchdown pass to Griffin. It capped off a 10-play, 75-yard drive that lasted 4:55. Houston took a 14-7 lead with 0:19 remaining in the first quarter.

The Texans led 14-10 at halftime.

After Reader's sack for a loss of eight yards and a tackle for loss by **Ed-die Pleasant**, the Texans defense forced a three-and-out with 4:29 left in the third quarter. **Tyler Ervin** returned the ensuing punt 57 yards to give Houston possession at the Jacksonville seven-yard line. One play later, Osweiler threw his second touchdown of the day to Anderson. The Texans took a 21-10 lead.

Both teams added field goals in the fourth quarter. **Nick Novak**, having previously missed from 49 and 50 yards, was successful from 51 yards on this third kick of the day. The Texans extended the lead to 24-13 with 8:32 left in the game.

After a defensive pass interference call moved the ball 41 yards, Bortles orchestrated a scoring drive late in the fourth quarter. Bortles threw a 14-yard touchdown pass to Allen Robinson on a 14-yard touchdown to cap off an 8-play, 92-yard drive. Robinson also scored the ensuing two-point conversion with 2:17 left in the fourth quarter but the comeback would fall short.

With the win, Houston improves to 6-3 and extends its winning streak over AFC South teams to eight consecutive games. The Texans next travel to Mexico City to face the Oakland Raiders on Monday Night Football in Week 11.

SCORING

SCORE BY PERIODS

	1	2	3	4	OT	Total
Houston Texans	14	0	7	3	-	24
Jacksonville Jaguars	7	3	0	11	-	21

SCORING DRIVES

Team	Qtr	Time	Play Description (Extra Point) (Drive info)	HOU	JAX
Texans	1	11:57	K.Jackson 42 yd. interception return (N.Novak kick)	7	0
Jaguars	1	5:14	J.Thomas 5 yd. pass from B.Bortles (J.Myers kick) (13-75, 6:43)	7	7
Texans	1	0:19	R.Griffin 1 yd. pass from B.Osweiler (N.Novak kick) (10-75, 4:55)	14	7
Jaguars	2	5:17	J.Myers 54 yd. Field Goal (8-25, 3:43)	14	10
Texans	3	4:07	S.Anderson 7 yd. pass from B.Osweiler (N.Novak kick) (1-7, 0:05)	21	10
Jaguars	4	14:56	J.Myers 44 yd. Field Goal (8-53, 4:11)	21	13
Texans	4	8:32	N.Novak 51 yd. Field Goal (11-42, 6:24)	24	13
Jaguars	4	2:17	A.Robinson 14 yd. pass from B.Bortles (B.Bortles-A.Robinson pass) (8-92, 1:25)	24	21

TEAM STATISTICS

	TEXANS	JAGUARS
TOTAL FIRST DOWNS	16	23
THIRD DOWN EFFICIENCY	7-15-47%	10-17-59%
FOURTH DOWN EFFICIENCY	0-1-0%	0-1-0%
TOTAL NET YARDS	273	327
NET YARDS RUSHING	181	80
NET YARDS PASSING	92	247
PASS ATTEMPTS-COMPLETIONS-HAD INTERCEPTED	27-14-0	49-32-1
KICKOFFS Number-In End Zone-Touchbacks	5-3-3	5-3-3
PUNTS Number and Average	3-46.0	3-38.3
Net Punting Average	42.3	12.7
FGs - PATs Had Blocked	0-0	0-0
TOTAL RETURN YARDAGE (Not Including Kickoffs)	99	11
PENALTIES Number and Yards	4-89	4-48
FUMBLES Number and Lost	0-0	2-1
TOUCHDOWNS	3	2
EXTRA POINTS Made-Attempts	3-3	2-2
FIELD GOALS Made-Attempts	1-3	2-2
RED ZONE EFFICIENCY	2-2-100%	2-2-100%
GOAL TO GO EFFICIENCY	2-2-100%	0-0-0%
SAFETIES	0	0
FINAL SCORE	24	21
TIME OF POSSESSION	27:50	32:10

INDIVIDUAL STATISTICS

RUSHING (Att-Yds): Houston, L. Miller 15-83, A. Hunt 8-52, A. Blue 7-23, B. Osweiler 3-23. Jacksonville, T. Yeldon 9-32, C. Ivory 9-31, B. Bortles 3-11, M. Lee 1-6.

PASSING (C-A-Y-I): Houston, B. Osweiler 14-27-99-0. Jacksonville, B. Bortles 32-49-265-1.

RECEIVING (Rec-Yds): Houston, D. Hopkins 5-48, C. Fiedorowicz 3-26, R. Griffin 3-7, B. Miller 1-10, S. Anderson 1-7, A. Hunt 1-1. Jacksonville, A. Robinson 9-107, J. Thomas 6-24, M. Lee 4-50, B. Koyack 3-35, T. Yeldon 3-27, M. Lewis 3-(-1), A. Hurns 2-13, C. Ivory 2-10.

SACKS (Sk-Yds): Houston, J. Simon 1-10, D. Reader 1-8. Jacksonville, A. Colvin 1-7.

INTERCEPTIONS (Int-Yds): Houston, K. Jackson 1-42. Jacksonville, none.

TACKLES (S-A-T): Houston, J. Joseph 7-0-7, B. McKinney 6-1-7, J. Simon 6-0-6, K. Jackson 6-0-6, Q. Demps 4-0-4, J. Clowney 4-0-4, B. Cushing 3-0-3, A. Hal 3-0-3, C. Covington 3-0-3, D. Reader 2-0-2, C. James 2-0-2, E. Pleasant 2-0-2, W. Mercilus 1-1-2. Jacksonville, J. Ramsey 6-0-6, T. Smith 4-2-6, P. Posluszny 4-1-5, M. Jackson 4-0-4, D. Skuta 4-0-4, T. Alualu 4-0-4, J. Cyprien 3-1-4, M. Jack 2-0-2, A. Jones 2-0-2, P. Amukamara 2-0-2, T. Gipson 2-0-2, A. Colvin 1-0-1, Y. Ngakoue 1-0-1, J. Wilson 1-0-1, D. Fowler 1-0-1, J. Odrick 1-0-1.

MISSED FIELD GOAL: Houston, N. Novak 49WL 50WR. Jacksonville, none.

TEAM NOTES

THE TEXANS

- Improved to 6-3 overall and won their first game on the road this season
- Improved to 3-0 in games immediately following the bye week under Head Coach **Bill O'Brien** (2014-16) with all three wins coming on the road
- Improved to 3-0 against the AFC South this season and extended their winning streak against divisional opponents to eight games, which is the longest active streak in the NFL
- Improved to 18-11 overall and 8-7 on the road all-time against Jacksonville
- Won their fifth straight game in the head-to-head series with the Jaguars, dating back to 2014, which ties the longest winning streak in the series
- Recorded a season-high 181 rushing yards, surpassing their previous best of 158 rushing yards in Week 6 vs. Indianapolis (10/16)
- Scored 14 points in the first quarter for the second time this season and first since Week 4 vs. Tennessee (10/2)
- Notched two interceptions in a game (CB **Kareem Jackson** and OLB **Whitney Mercilus**) for the first time this season and first since Week 17 of the 2015 season against Jacksonville (1/3/16)
- Scored a defensive touchdown in their fourth straight trip to Jacksonville
- Converted 2-of-2 red zone opportunities

SCORING PLAYS

- 1st Quarter – CB **Kareem Jackson** intercepted Jaguars QB Blake Bortles and returned it 42 yards for a touchdown to give the Texans a 7-0 lead
- 1st Quarter – QB **Brock Osweiler** threw a 1-yard touchdown pass to TE **Ryan Griffin** to give Houston a 14-7 advantage
- 3rd Quarter – **Osweiler** threw a 7-yard touchdown pass to TE **Stephen Anderson** to extend the Texans' lead to 21-10
- 4th Quarter – K **Nick Novak** made a 51-yard field goal to give Houston a 24-13 lead

MISCELLANEOUS NOTES

- The following five Texans players were captains for the game: T **Duane Brown**, ILB **Brian Cushing**, CB **Johnathan Joseph**, P **Shane Lechler** and QB **Brock Osweiler**
- The following seven Texans players were inactive for the game: CB **A.J. Bouye**, WR **Will Fuller V**, RB **Jonathan Grimes**, ILB **Brian Peters**, WR **Jaelen Strong**, QB **Brandon Weeden** and NT **Vince Wilfork**
- The following three Texans players were active, but did not play in the game: G **Oday Aboushi**, QB **Tom Savage** and G **Josh Walker**
- Houston won the toss and deferred to the second half. Jacksonville elected to receive the ball to start the game

INDIVIDUAL PLAYER NOTES

TE STEPHEN ANDERSON

- Scored his first career touchdown on a 7-yard pass from QB **Brock Osweiler** in the third quarter
- Also recorded his first career special teams tackle

RB ALFRED BLUE

- Played in his 41st straight game, which is tied for the fifth-longest active streak among NFL running backs

DE JADEVEON CLOWNEY

- Tallied four solo tackles and one tackle for loss
- Recorded a tackle for loss in the third quarter when he brought down Jaguars RB T.J. Yeldon for a 1-yard loss

ILB BRIAN CUSHING

- Notched three solo tackles and surpassed 400 career solo tackles (401)
- Also added one quarterback hit

S QUINTIN DEMPS

- Playing in his 100th career game, notched four solo tackles

RB TYLER ERVIN

- Logged a career-long 57-yard punt return to the Jacksonville 7-yard line in the third quarter, which led to a touchdown on the following play
- Also returned two kickoffs for a total of 23 yards

TE C.J. FIEDOROWICZ

- Registered three receptions for 26 yards
- Reached 50 receptions and 500 receiving yards for his career

TE RYAN GRIFFIN

- Scored his first touchdown of the season and fifth of his career on a 1-yard pass from QB **Brock Osweiler** in the first quarter

DE JOEL HEATH

- Made the first start of his career at left defensive end

WR DeANDRE HOPKINS

- Led the team with five receptions for 48 yards and surpassed 4,000 career receiving yards
- Started his 57th straight game, which is the second-longest active streak among NFL wide receivers

RB AKEEM HUNT

- Made his season debut and set single-game career highs in rushing attempts (eight) and yards (52), averaging 6.5 yards per carry
- Notched a 17-yard run on a third-and-16 in the fourth quarter

CB KAREEM JACKSON

- Recorded six solo tackles and one interception returned for a touchdown
- Tied Dunta Robinson (13) for the most career interceptions in Texans history
- Intercepted Jaguars QB Blake Bortles in the first quarter and returned it 42 yards for a touchdown. It marked the team's first pick-six since Jackson also returned an interception 27 yards for a score in Week 17 of the 2015 season against Jacksonville (1/3/16)

P SHANE LECHLER

- Punted three times for 138 yards, averaging 46.0 gross yards and 42.3 net yards per punt, while pinning one inside the 20-yard line
- Tied Lomas Brown, Jason Elam and Jan Stenerud (263) for the 24th-most career games played in NFL history
- Played in his 231st straight game, which is the longest active streak in the NFL

ILB BENARDRICK MCKINNEY

- Tied for the team lead with seven tackles (six solo) and two tackles for loss, which tied a single-game career-high
- The last time McKinney recorded two tackles for loss in a game was Week 16 of the 2015 season at Tennessee (12/26/15)

OLB WHITNEY MERCILUS

- Tied a single-season career-high (two in 2015) with his second fumble recovery of the year and fifth of his career

INDIVIDUAL PLAYER NOTES (CONT.)

RB LAMAR MILLER

- Totaled 83 rushing yards on 15 carries, averaging 5.5 yards per attempt
- Recorded a 45-yard run in the first quarter, a season-long for the Texans
- Started his 51st consecutive game, which is the second-longest active streak among NFL running backs
- Played in his 62nd straight game, which is the third-longest active streak among NFL running backs

K NICK NOVAK

- Made 1-of-3 field goals and all three PAT attempts for a total of six points

QB BROCK OSWEILER

- Completed 14-of-27 passes for 99 yards, two touchdowns, no interceptions and an 85.3 passer rating
- Threw a 1-yard touchdown pass to TE **Ryan Griffin** in the first quarter
- Connected on a 7-yard touchdown pass to TE **Stephen Anderson** in the third quarter, giving him a career-high 11 for the season
- Threw a touchdown pass in back-to-back games for the third time this season
- Threw multiple touchdowns in his fourth game of the season and sixth of his career
- Notched a career-high 23 rushing yards

FB JAY PROSCH

- Played in his 41st straight game, which is tied for the fifth-longest active streak among NFL running backs

NT D.J. READER

- Made the first start of his career at nose tackle and recorded two solo tackles and 1.0 sack
- Logged his first career sack when he brought down Jaguars QB Blake Bortles for an 8-yard loss in the third quarter

OLB JOHN SIMON

- Totaled six solo tackles, two tackles for loss, 1.0 sack and one pass defended
- Sacked Jaguars QB Blake Bortles for a loss of 10 yards in the fourth quarter, giving him 3.5 for the season and 10.0 for his career
- Set single-game (two) and single-season (four) career highs for tackles for loss

LS JON WEEKS

- Played in the 105th consecutive regular season game of his career, which is the fourth-longest streak in Texans history

GAME SUMMARIES



WEEK 11: Houston 20 at Oakland 27 76,473 • Estadio Azteca • Mexico City • Nov. 21, 2016



GAME SUMMARY

The Texans dominated for most of the Monday Night game in Mexico City but ultimately fell 27-20 after a fourth-quarter comeback by the Oakland Raiders.

The Raiders scored 14 unanswered points in the final quarter to come from behind in a closely-contested game at Estadio Azteca. Despite two turnovers in the first half, the Texans were tied 10-10 heading into the lockerroom. Houston allowed just three points off those turnovers, and added a takeaway of its own on the night, and held Oakland to just seven net yards of rushing in the first half.

On the night, **Brock Osweiler** was 26-of-39 for 243 yards, one touchdown, and one interception. He also added two carries for 19 yards.

Both Millers, **Lamar** and **Braxton**, scored touchdowns in the loss. Lamar Miller rushed for 104 yards on 24 carries while Braxton Miller caught five passes for 25 yards and his first career NFL score. **C.J. Fiedorowicz** led the receivers with six receptions and 82 yards receiving.

Raiders quarterback Derek Carr completed 21-of-31 for 295 yards and had three touchdowns and one interception. The Texans defense held the Raiders to just 30 net yards rushing and 4-of-11 on third down conversions. **Benardrick McKinney** led the defense with eight tackles and a tackle for loss.

On the opening drive of the game, **DeAndre Hopkins** had a catch-and-run that was ruled a touchdown but later overturned. The Texans would settle for a 32-yard field goal after converting 3-of-4 third downs on the drive. Houston took an early 3-0 lead after the 13-play, 61-yard drive that lasted 6:26.

The Raiders offense got on the board later in the first half. Running back Jalen Richard caught a 17-yard touchdown pass from Carr, giving the Raiders a 7-3 lead with 14:54 left in the second quarter.

On the ensuing kickoff, the Raiders regained possession after a muffed return by **Tyler Ervin**. Oakland took over at the Houston 19-yard line. The Texans defense held Oakland to a 19-yard field goal after two consecutive goal-line stops. The Raiders extended their lead, 10-3.

The Texans would respond, putting together a nine-play, 75-yard drive that ended with the first NFL touchdown scored by rookie Braxton Miller on a 12-yard pass from Osweiler. The Texans and Raiders tied 10-10 with 7:59 left in the second quarter.

The Texans and Raiders were all tied at 10 at halftime.

On the first play of the third quarter, **A.J. Bouye** intercepted Carr's pass, intended for Amari Cooper. It was just Carr's fourth interception on the season. Osweiler and the offense capitalized, adding a one-yard touchdown run by Lamar Miller to cap off a 13-play, 65-yard drive.

The Raiders were held to a field goal in the third quarter. Janikowski kicked a 20-yard field goal and the Raiders trailed 17-13.

Nick Novak added his second kick of the day, a 19-yard field goal, and to give the Texans a 20-13 lead, but it was short-lived. Carr threw a deep pass to fullback Jamize Olawale who scored on a 75-yard touchdown pass just one play later.

The Texans were within scoring range to take the lead at the Oakland 15-yard line, but were unable to convert a fourth-and-inches. After a short pass to Latavius Murray on second down that led to a 39-yard gain, Carr threw a 35-yard touchdown pass to Amari Cooper. Oakland took a 27-20 lead with 4:43 remaining.

The Texans, who fall to 6-4 on the season, will return to NRG Stadium for their Week 12 game against San Diego Chargers.

SCORING

SCORE BY PERIODS	1	2	3	4	OT	Total
Houston Texans	3	7	7	3	-	20
Oakland Raiders	0	10	3	14	-	27

SCORING DRIVES

Team	Qtr	Time	Play Description (Extra Point) (Drive info)	HOU	OAK
Texans	1	8:34	N.Novak 32 yd. Field Goal (13-61, 6:26)	3	0
Raiders	2	14:54	J.Richard 17 yd. pass from D.Carr (S.Janikowski kick) (8-79, 4:35)	3	7
Raiders	2	12:48	S.Janikowski 19 yd. Field Goal (5-18, 2:06)	3	10
Texans	2	7:59	B.Miller 12 yd. pass from B.Osweiler (N.Novak kick) (9-75, 4:49)	10	10
Texans	3	8:32	L.Miller 1 yd. run (N.Novak kick) (13-65, 6:19)	17	10
Raiders	3	2:39	S.Janikowski 20 yd. Field Goal (12-73, 5:53)	17	13
Texans	4	10:57	N.Novak 28 yd. Field Goal (12-64, 6:42)	20	13
Raiders	4	10:44	J.Olawale 75 yd. pass from D.Carr (S.Janikowski kick) (1-75, 0:13)	20	20
Raiders	4	4:43	A.Cooper 35 yd. pass from D.Carr (S.Janikowski kick) (5-85, 1:32)	20	27

TEAM STATISTICS

	TEXANS	RAIDERS
TOTAL FIRST DOWNS	22	16
THIRD DOWN EFFICIENCY	8-16-50%	4-11-36%
FOURTH DOWN EFFICIENCY	1-2-50%	1-2-50%
TOTAL NET YARDS	354	325
NET YARDS RUSHING	124	30
NET YARDS PASSING	230	295
PASS ATTEMPTS-COMPLETIONS-HAD INTERCEPTED	39-26-1	31-21-1
KICKOFFS Number-In End Zone-Touchbacks	5-5-5	6-4-4
PUNTS Number and Average	3-52.0	3-53.0
Net Punting Average	36.3	49.7
FGs - PATs Had Blocked	0-0	0-0
TOTAL RETURN YARDAGE (Not Including Kickoffs)	10	27
PENALTIES Number and Yards	7-101	4-21
FUMBLES Number and Lost	1-1	1-0
TOUCHDOWNS	2	3
EXTRA POINTS Made-Attempts	2-2	3-3
FIELD GOALS Made-Attempts	2-2	2-2
RED ZONE EFFICIENCY	2-5-40%	1-4-25%
GOAL TO GO EFFICIENCY	2-2-100%	0-2-0%
SAFETIES	0	0
FINAL SCORE	20	27
TIME OF POSSESSION	36:27	23:33

INDIVIDUAL STATISTICS

RUSHING (Att-Yds): Houston, L. Miller 24-104, B. Osweiler 2-19, J. Prosch 1-2, B. Miller 1-1, A. Hunt 5-(-2). Oakland, L. Murray 12-33, J. Richard 3-2, D. Washington 1-0, D. Carr 2-(-2), J. Olawale 2-(-3).

PASSING (C-A-Y-I): Houston, B. Osweiler 26-39-243-1. Oakland, D. Carr 21-31-295-1.

RECEIVING (Rec-Yds): Houston, C. Fiedorowicz 6-82, D. Hopkins 5-58, B. Miller 5-25, R. Griffin 3-32, K. Humphrey 2-12, L. Miller 2-9, W. Fuller 1-17, S. Anderson 1-14, B. Osweiler 1-(-6). Oakland, L. Murray 5-59, A. Cooper 4-57, J. Olawale 3-90, J. Richard 3-50, M. Crabtree 3-5, C. Walford 2-28, S. Roberts 1-6.

SACKS (Sk-Yds): Houston, none. Oakland, B. Irvin 1-4, K. Mack 1-9.

INTERCEPTIONS (Int-Yds): Houston, A. Bouye 1-0. Oakland, M. Smith 1-0.

TACKLES (S-A-T): Houston, B. McKinney 8-0-8, J. Clowney 5-0-5, W. Mercilus 3-0-3, Q. Demps 3-0-3, K. Jackson 2-1-3, J. Joseph 1-2-3, A. Hal 2-0-2, B. Cushing 2-0-2, A. Bouye 1-1-2, C. Moore 1-0-1, J. Simon 1-0-1, C. Covington 1-0-1, M. Bullough 1-0-1, D. Reader 1-0-1. Oakland, B. Irvin 9-1-10, M. Smith 9-1-10, K. Joseph 9-1-10, D. Hayden 4-0-4, D. Amerson 3-1-4, K. Mack 3-0-3, D. Williams 3-0-3, C. James 2-1-3, P. Riley 1-2-3, R. Nelson 2-0-2, D. Autry 2-0-2, S. Smith 2-0-2, S. McGee 2-0-2, J. Ellis 1-1-2, S. Calhoun 1-0-1, J. Ward 0-1-1.

MISSED FIELD GOAL: Houston, none. Oakland, none.

TEAM NOTES

THE TEXANS

- Totaled 354 net yards of offense, which is the team's second-highest total this year and the most since posting 414 net yards in Week 6 vs. Indianapolis (10/16)
- Logged 36:27 time of possession, which is a season-high and the team's highest single-game total since the 2014 regular season finale against Jacksonville (12/28/14)
- Recorded 22 first downs, which is the team's second-highest total of the season and the most since posting 26 in Week 6 vs. Indianapolis (10/16)
- Tallied 124 net rushing yards, marking the fifth straight game and the eighth time overall this season the Texans have eclipsed 100 rushing yards as a team
- Held Oakland to 30 net rushing yards, which is a season-low and the least amount of yards for a Texans opponent since Week 16 of the 2015 season at Tennessee (30 net rushing yards)
- Limited the Raiders to 4-of-11 (36%) on third down, 1-of-4 (25%) in the red zone, 0-of-2 in goal-to-go situations and 23:33 time of possession
- Logged three drives of 12-or-more plays and four drives of 60-plus yards, which is a single-game high for the Texans in 2016
- Registered a 13-play, 61-yard drive that lasted 6:26 time of possession to open the game, leading to a field goal by K **Nick Novak**. The 13-play drive is the third-longest drive of the season for the Texans
- Allowed 30 total net yards in the first quarter, which is the second-fewest the Texans have given up in a first quarter this season, while Oakland's four rushing yards in the quarter were a season-low for Texans opponents in the first quarter
- Limited the Raiders to seven net rushing yards in the first half, which is the lowest total in any half this season by a Texans opponent and the lowest in a first half since Week 3 of the 2015 season against Tampa Bay (8 yards)
- Logged a 13-play, 65-yard scoring drive in the third quarter, capped by a 1-yard touchdown run by RB **Lamar Miller**. It marked the first time this season the Texans have posted two 13-play drives in a single game
- Forced a turnover on downs after stopping the Raiders on a fourth-and-1 in the second quarter. Texans opponents are now 1-of-8 on fourth down in 2016

SCORING PLAYS

- 1st Quarter – K **Nick Novak** made a 33-yard field goal on the Texans' opening drive of the game to give the team a 3-0 lead
- 2nd Quarter – WR **Braxton Miller** caught his first career touchdown on a 12-yard pass from QB **Brock Osweiler** to tie the game at 10-10
- 3rd Quarter – RB **Lamar Miller** scored on a 1-yard run to give Houston a 17-10 advantage
- 4th Quarter – **Novak** connected on a 29-yard field goal to extend the Texans' lead to 20-13

MISCELLANEOUS NOTES

- The following six Texans players were captains for the game: T **Duane Brown**, ILB **Brian Cushing**, CB **Johnathan Joseph**, P **Shane Lechler**, QB **Brock Osweiler** and DE **Antonio Smith**
- The following seven Texans players were inactive for the game: G **Oday Aboushi**, RB **Alfred Blue**, DE **Brandon Dunn**, RB **Jonathan Grimes**, WR **Jaelen Strong**, G **Josh Walker** and QB **Brandon Weeden**
- The following Texans player was active, but did not play in the game: QB **Tom Savage**
- Oakland won the toss and deferred to the second half. Houston elected to receive the ball to start the game

INDIVIDUAL PLAYER NOTES

CB A.J. Bouye

- Recorded his first interception of the season and sixth of his career when he picked off Raiders QB Derek Carr on the opening play of the second half
- Tied a single-season career-high for passes defended (10 in 2014)

DE JADEVEON CLOWNEY

- Finished second on the team with five tackles (all solo), including two for loss, giving him 12 TFLs for the year
- Recorded a tackle for loss on Oakland's second offensive play of the game when he brought down RB Jalen Richard for a 4-yard loss
- Brought down Raiders RB Jamize Olawale for a 3-yard loss on a third-and-1 in the second quarter for his second tackle for loss of the game

TE C.J. FIEDOROWICZ

- Led the team with six receptions for 82 yards
- His six receptions tied a single-game career-high, while his 82 receiving yards were the second-most he's ever recorded in a game (85, 10/16/16 vs. IND)

WR WILL FULLER V

- Passed Steve Slaton (377 in 2008) for the fourth-most receiving yards by a rookie in franchise history

TE RYAN GRIFFIN

- Set a single-season career-high in receiving yards (253), surpassing his previous best of 251 yards in 2015

S ANDRE HAL

- Recorded a tackle for loss on Oakland's first offensive play of the game when he brought down WR Michael Crabtree for a 5-yard loss

WR DeANDRE HOPKINS

- Finished second on the team with five receptions for 58 yards
- Started his 58th straight game, which is the second-longest active streak among NFL wide receivers

RB AKEEM HUNT

- Recorded a career-long 39-yard kickoff return in the fourth quarter. It was also the Texans' longest kickoff return in 2016

P SHANE LECHLER

- Punted three times for 156 yards, averaging 52.0 yards per punt, with a long of 60 yards
- Passed Lomas Brown, Jason Elam and Jan Stenerud (263) for the 24th-most career games played in NFL history
- Played in his 232nd straight game, which is the longest active streak in the NFL

ILB BENARDRICK McKINNEY

- Led the team with eight tackles (all solo) and posted one tackle for loss

WR BRAXTON MILLER

- Set single-game career highs in receptions (5) and receiving yards (26)
- Caught his first career touchdown on a 12-yard pass from QB **Brock Osweiler** in the second quarter to tie the game at 10-10

INDIVIDUAL PLAYER NOTES (CONT.)

RB LAMAR MILLER

- Registered 104 rushing yards on 24 attempts, averaging 4.3 yards per carry
- Posted his ninth career 100-yard rushing game and third this season
- Scored on a 1-yard touchdown run in the third quarter to give Houston a 17-10 lead, which marked his third rushing touchdown of the year and 22nd of his career
- Started his 52nd consecutive game, which is the second-longest active streak among NFL running backs
- Played in his 63rd straight game, which is the third-longest active streak among NFL running backs

K NICK NOVAK

- Scored eight total points after connecting on 2-of-2 field goal attempts and 2-of-2 PAT attempts
- Made a 32-yard field goal on Houston's opening offensive possession of the game to give the team a 3-0 lead
- Converted a 28-yard field goal in the fourth quarter to extend the Texans' lead to 20-13

QB BROCK OSWEILER

- Completed 26-of-39 passes (66.7%) for 243 yards, one touchdown, one interception and an 81.5 passer rating. Also rushed for 19 yards on two carries
- His 26 completions marked a single-game season-high and the third-highest total of his career
- Completed passes to eight different receivers
- Set a single-season career-high in passing yards (2,061), passing his previous high of 1,967 in 2015
- Recorded a touchdown pass in his third straight game for the second time this season
- Threw a 12-yard touchdown pass to WR **Braxton Miller** in the second quarter for his 12th touchdown of the season and 23rd of his career

FB JAY PROSCH

- On a fourth-and-1 from the Houston 44-yard line, converted the first down with a 2-yard rush in the third quarter
- Played in his 42nd straight game, which is tied for the fifth-longest active streak among NFL running backs

OLB JOHN SIMON

- Recorded one tackle and set a single-season career-high for tackles, surpassing his previous best of 49 in 2015

LS JON WEEKS

- Played in the 106th consecutive regular season game of his career, which is the fourth-longest streak in Texans history

GAME SUMMARIES



WEEK 12: Houston 13 vs. San Diego 21 71,897 • NRG Stadium • Houston, Texas • Nov. 27, 2016



GAME SUMMARY

The Texans fell 21-13 to the San Diego Chargers for their first home loss of the 2016 season. Despite a late comeback, Houston dropped its second consecutive game as it came off a short week following the Monday night game in Mexico City.

Four turnovers and penalties plagued the Texans. Houston, flagged eight times in the first half, committed nine penalties for 58 yards on the day.

Brock Osweiler was 22-of-37 for 246 yards with one rushing touchdown and three interceptions. **DeAndre Hopkins** had a team-high five catches for 70 yards. The Texans rushed for 114 yards, led by **Lamar Miller** who had 19 carries for 57 yards. Miller also added three receptions for 18 yards.

San Diego quarterback Philip Rivers completed 22-of-30 passes for 242 yards, three touchdowns, and one interception. Dontrelle Inman led all San Diego receivers with six catches for 119 yards and one touchdowns.

The Texans defense held the Chargers to 67 yards rushing. **Benardrick McKinney** led the team with 12 tackles, including eight solo, one sack, two quarterback hits, and one tackle for loss. **Quintin Demps'** interception was Houston's lone takeaway of the day.

After a scoreless first quarter, the Texans took an early lead after a one-yard quarterback plunge by Osweiler. **Will Fuller's** 33-yard catch on third down was the key play of the drive, giving Houston the ball on the six-yard line. Osweiler's run capped off a 10-play, 72-yard drive. Houston led 7-0 with 11:11 remaining in the second quarter.

The Chargers scored touchdowns on back-to-back drives in the second quarter. Rivers responded with a 52-yard touchdown pass to Inman, tying the game at seven.

A turnover ended Houston's next offensive series. Osweiler's pass, intended for Hopkins, was picked off by cornerback Casey Hayward. Gordon rushed for a 19-yard gain on third-and-1 to set up the Chargers next score. Rivers threw a 21-yard touchdown pass to Tyrell Williams on the next play.

After missing a 54-yard field goal, the Chargers headed into halftime with a 14-7 lead.

Both teams had turnovers in the third quarter. On the Texans second possession after halftime, Lamar Miller's 20-yard gain was negated after a fumble. San Diego took over at its 21-yard line but the drive was cut short when the Texans forced a takeaway of their own. Demps intercepted Rivers on third down.

Nick Novak added a 19-yard field goal and the Texans trailed 14-10 with 14:09 in the fourth quarter.

Rivers added his third touchdown of the day as he connected with Hunter Henry.

With less than two minutes remaining, the Texans looked to mount their comeback. On fourth-and-three from deep in Houston territory, Osweiler scrambled 21 yards for a first down. Novak added his second field goal of the day, a 45-yarder, to finish a nine-play, 60-yard drive that took just 2:03.

Jonathan Grimes recovered the ensuing onside kick for Houston. With 0:12 remaining, Osweiler attempted two Hail Mary passes but did not succeed as the final play of the game ended in an interception.

The Texans, who fall to 6-5 on the season, will be on the road for back-to-back games. In Week 13, Houston will face the Green Bay Packers at Lambeau Field.

SCORING

SCORE BY PERIODS	1	2	3	4	OT	Total
San Diego Chargers	0	14	0	7	-	21
Houston Texans	0	7	0	6	-	13

SCORING DRIVES

Team	Qtr	Time	Play Description (Extra Point) (Drive info)	SD	HOU
Texans	2	11:11	B.Osweiler 1 yd. run (N.Novak kick) (10-72, 5:16)	0	7
Chargers	2	6:44	D.Inman 52 yd. pass from P.Rivers (J.Lambo kick) (6-74, 4:27)	7	7
Chargers	2	1:54	Ty.Williams 21 yd. pass from P.Rivers (J.Lambo kick) (5-63, 2:53)	14	7
Texans	4	14:09	N.Novak 19 yd. Field Goal (9-36, 5:28)	14	10
Chargers	4	9:52	H.Henry 12 yd. pass from P.Rivers (J.Lambo kick) (7-75, 4:17)	21	10
Texans	4	0:14	N.Novak 45 yd. Field Goal (9-60, 2:03)	21	13

TEAM STATISTICS

	CHARGERS	TEXANS
TOTAL FIRST DOWNS	18	22
THIRD DOWN EFFICIENCY	4-11-36%	4-11-36%
FOURTH DOWN EFFICIENCY	0-0-0%	1-2-50%
TOTAL NET YARDS	302	353
NET YARDS RUSHING	67	114
NET YARDS PASSING	235	239
PASS ATTEMPTS-COMPLETIONS-HAD INTERCEPTED	30-22-1	37-22-3
KICKOFFS Number-In End Zone-Touchbacks	4-4-4	4-3-2
PUNTS Number and Average	6-48.7	4-47.3
Net Punting Average	40.8	39.5
FGs - PATs Had Blocked	0-0	0-0
TOTAL RETURN YARDAGE (Not Including Kickoffs)	37	29
PENALTIES Number and Yards	10-78	9-58
FUMBLES Number and Lost	0-0	2-1
TOUCHDOWNS	3	1
EXTRA POINTS Made-Attempts	3-3	1-1
FIELD GOALS Made-Attempts	0-1	2-2
RED ZONE EFFICIENCY	1-1-100%	1-2-50%
GOAL TO GO EFFICIENCY	0-0-0%	1-2-50%
SAFETIES	0	0
FINAL SCORE	21	13
TIME OF POSSESSION	29:59	30:01

INDIVIDUAL STATISTICS

RUSHING (Att-Yds): San Diego, M. Gordon 17-70, K. Farrow 1-(-3). Houston, L. Miller 19-57, B. Osweiler 3-23, A. Hunt 2-19, J. Grimes 2-14, B. Miller 1-1.

PASSING (C-A-Y-I): San Diego, P. Rivers 22-30-242-1. Houston, B. Osweiler 22-37-246-3.

RECEIVING (Rec-Yds): San Diego, Ty. Williams 8-70, D. Inman 6-119, M. Gordon 4-19, H. Henry 2-20, T. Benjamin 1-8, J. Butler 1-6. Houston, D. Hopkins 5-70, W. Fuller 4-60, C. Fiedorowicz 4-42, R. Griffin 4-36, L. Miller 3-18, B. Miller 1-12, S. Anderson 1-8.

SACKS (Sk-Yds): San Diego, J. Bosa 0.5-3.5, D. Square 0.5-3.5. Houston, B. McKinney 1-7.

INTERCEPTIONS (Int-Yds): San Diego, D. Lowery 1-25, C. Hayward 1-1, D. McCoil 1-0. Houston, Q. Demps 1-2.

TACKLES (S-A-T): San Diego, K. Toomer 4-9-13, D. Perryman 6-4-10, J. Addae 6-2-8, J. Bosa 4-3-7, C. Mager 2-5-7, C. Hayward 3-2-5, D. Lowery 2-2-4, D. Square 1-1-2, M. Ingram 1-1-2, K. Emanuel 1-1-2, D. Philon 1-1-2, T. Williams 0-2-2, C. Liuget 0-2-2, A. Phillips 1-0-1. Houston, B. McKinney 8-4-12, A. Bouye 5-2-7, B. Cushing 3-4-7, Q. Demps 2-3-5, W. Mercilus 4-0-4, K. Jackson 4-0-4, J. Joseph 2-0-2, A. Hal 1-1-2, J. Clowney 1-1-2, M. Bullough 1-0-1, D. Reader 0-1-1, J. Heath 0-1-1, C. Covington 0-1-1, E. Pleasant 0-1-1.

MISSED FIELD GOAL: San Diego, J. Lambo 54WV. Houston, none.

TEAM NOTES

THE TEXANS

- Fell to 6-5 overall and 5-1 at home this season
- Recorded 353 total net yards of offense (239 passing, 114 rushing), 22 first downs and 30:01 time of possession
- Posted back-to-back games with over 350 net yards of offense for the first time this season
- Rushed for over 100 net yards as a team for the sixth straight game, which is the second-longest active streak in the NFL
- Limited the Chargers to 67 net rushing yards and 4-of-11 (36%) on third down
- Held their opponent to under 100 net rushing yards for the fourth consecutive game

SCORING PLAYS

- 2nd Quarter – QB **Brock Osweiler** capped a 10-play, 72-yard drive with a 1-yard rushing touchdown to give the Texans a 7-0 lead
- 4th Quarter – K **Nick Novak** made a 19-yard field goal to cut Houston's deficit to 14-10
- 4th Quarter – **Novak** connected on a 45-yard field goal to decrease the Texans' deficit to 21-13

MISCELLANEOUS NOTES

- The following six Texans players were captains for the game: T **Duane Brown**, ILB **Brian Cushing**, WR **DeAndre Hopkins**, CB **Johnathan Joseph**, P **Shane Lechler**, QB **Brock Osweiler**
- The following seven Texans players were inactive for the game: G **Oday Aboushi**, RB **Alfred Blue**, RB **Tyler Ervin**, OLB **John Simon**, WR **Jaelen Strong**, G **Josh Walker** and QB **Brandon Weeden**
- The following Texans player was active, but did not play in the game: QB **Tom Savage**
- San Diego won the toss and elected to receive the ball to start the game. Houston received the ball to start the second half

INDIVIDUAL PLAYER NOTES

CB A.J. BOUYE

- Tied for second on the team with seven tackles (five solo), which is his second-highest single-game total of the year and most since tallying 11 tackles in Week 7 at Denver (10/24). Also added one pass defended
- Set a single-season career-high with his 11th pass defended of the year, surpassing his previous best of 10 in 2015

DE JADEVEON CLOWNEY

- Set a single-season career-high with his 41st total tackle of the year, surpassing his previous best of 40 in 2015

ILB BRIAN CUSHING

- Tied for second on the team with seven tackles (three solo) and notched his first tackle for loss of the season

S QUINTIN DEMPS

- Registered his team-leading second interception of the season and 14th of his career when he picked off Chargers QB Philip Rivers in the third quarter. It marked his first multiple-interception season since 2014. Also added five total tackles, including two solo stops

TE C.J. FIEDOROWICZ

- Tied for second on the team with four receptions for 42 yards

WR WILL FULLER V

- Tied for second on the team with four receptions for 60 yards, including a long of 33 yards, his longest reception since a 53-yard catch in Week 2 vs. Kansas City (9/18)

TE RYAN GRIFFIN

- Tied for second on the team with four receptions for 36 yards

WR DeANDRE HOPKINS

- Led the team with five receptions for 70 yards, averaging 14.0 yards per catch
- Started his 59th straight game, which is the second-longest active streak among NFL wide receivers

RB AKEEM HUNT

- Registered 19 yards on two carries, averaging 9.5 yards per attempt, with a long run of 16 yards

CB JOHNATHAN JOSEPH

- Led the team with two passes defended, his highest single-game total since Week 2 vs. Kansas City (9/18)

P SHANE LECHLER

- Punted four times for 189 yards (47.3 gross avg., 39.5 net avg.) and pinned one inside the 20-yard line
- Played in his 233rd straight game, which is the longest active streak in the NFL

ILB BENARDRICK McKINNEY

- Led the team with 12 tackles (eight solo), to go along with 1.0 sack and two quarterback hits. It marked his fourth 10-tackle game of the season
- With 101 total tackles in 2016, became the seventh player in franchise history to record a 100-tackle season
- Registered his fourth sack of the season and fifth of his career when he brought down Chargers QB Philip Rivers for a 7-yard loss in the first quarter
- Tied a single-season career-high (seven in 2015) with his seventh tackle for loss of the year
- Tied a single-season career-high (11 in 2015) with his 11th start of the year

OLB WHITNEY MERCILUS

- Notched four tackles (all solo), including three for loss, and two quarterback hits
- His three tackles for loss were a season-high and the most he's had in a game since Week 10 of the 2015 season at Cincinnati (11/16/2015)
- Brought down Chargers RB Melvin Gordon for losses of two and three yards and RB Kenneth Farrow for a 3-yard loss in the game

RB LAMAR MILLER

- Rushed for 57 yards on 19 carries and caught three passes for 18 yards for a total of 75 scrimmage yards
- Started his 53rd consecutive game, which is the second-longest active streak among NFL running backs
- Played in his 64th straight game, which is the third-longest active streak among NFL running backs

CB ROBERT NELSON

- Logged one special teams tackle, giving him a team-leading eight on the season

K NICK NOVAK

- Scored seven total points on two made field goals and one PAT
- Made a 19-yard field goal in the fourth quarter to cut Houston's deficit to 14-10
- Connected on a 45-yard field goal in the fourth quarter to decrease the Texans' deficit to 21-13

INDIVIDUAL PLAYER NOTES (CONT.)

QB BROCK OSWEILER

- Connected on 22-of-37 passes for 246 yards, no touchdowns, three interceptions and a 45.6 passer rating
- Scored his first rushing touchdown of the season and second of his career on a 1-yard run in the second quarter. It was his first rushing score since Week 15 of the 2015 season at Pittsburgh (12/20/15) as a member of the Denver Broncos
- Notched a career-long 21-yard run in the fourth quarter
- Set a single-season career-high with his 24th rushing attempt of the year, surpassing his previous high of 21 in 2015
- Completed passes to seven different receivers in the game

FB JAY PROSCH

- Played in his 43rd straight game, which is tied for the fifth-longest active streak among NFL running backs

LS JON WEEKS

- Played in the 107th consecutive regular season game of his career, which is the fourth-longest streak in Texans history

GAME SUMMARIES



WEEK 13: Houston 13 at Green Bay 21 77,867 • Lambeau Field • Green Bay, Wis. • Dec. 4, 2016



GAME SUMMARY

The Texans fell 21-13 to the Green Bay Packers on Sunday at Lambeau Field.

Despite Aaron Rodgers leading the Packers on two fourth-quarter scoring drives, the Texans responded with a touchdown of their own late in the game, a **DeAndre Hopkins** catch-and-run score, but it wouldn't be enough to emerge victorious at Lambeau.

Brock Osweiler threw two touchdown passes and was 22-of-35 for 202 yards in the loss. Seven different receivers caught a pass, with Hopkins and **Ryan Griffin** scoring touchdowns. The Texans rushed for 123 yards, led by **Jonathan Grimes** who had five carries for a team-high 43 yards on the ground.

Outside linebacker **Whitney Mercilus** had the lone sack of the day as well as four tackles, one quarterback hit, two tackles for loss, and a fumble recovery. The Texans defense was without **Jadeveon Clowney**, who didn't travel with the team to Green Bay.

Rodgers completed 20-of-30 passes for 209 yards and two touchdowns. Jordy Nelson led the Packers receivers with eight catches for 118 yards and a touchdown.

Both teams exchanged fumbles in the first quarter, but neither was able to convert the takeaway into points. After a scoreless first quarter, Green Bay converted a short field into the first score of the day. The Texans turned the ball over on downs near mid-field after an unsuccessful fourth-and-1 attempt.

After Rodgers threw a 9-yard touchdown pass to Randall Cobb, Green Bay took a 7-0 lead with 8:02 left in the second quarter.

The score held and the the Texans headed into halftime trailing 7-0. On the first possession of the second half, Osweiler's 24-yard pass to **Will Fuller V** on third-and-9 kept the Texans drive alive. Osweiler also connected on throws to **C.J. Fiedorowicz** and Hopkins. On fourth-and-1, Osweiler's six-yard pass to Griffin resulted in Houston's first touchdown of the day. Houston and Green Bay were tied 7-7 with 7:32 left in the third quarter.

Green Bay scored 14 unanswered points on back-to-back drives in the fourth quarter. The Texans pinned the Packers deep in their own territory, forcing them to start their drive at the 2-yard line. Rodgers orchestrated a 12-play, 98-yard drive that ended in a 32-yard touchdown to Jordy Nelson. The Packers followed up with a three-yard touchdown run by fullback Aaron Ripkowski on their next possession.

Green Bay took a 21-7 lead with 4:18 left in the fourth quarter.

Osweiler and the Texans marched down the field with completions to Fuller V, Grimes, and Griffin. Hopkins caught a 44-yard touchdown pass to move the Texans within one score again. After a missed extra point attempt, the Texans trailed 21-13.

Houston attempted an onside kick with less than two minutes remaining, but Green Bay recovered.

The Texans fall to 6-6 with the loss and head to Indianapolis to face the Colts next Sunday.

SCORING

SCORE BY PERIODS	1	2	3	4	OT	Total
Houston Texans	0	0	7	6	-	13
Green Bay Packers	0	7	0	14	-	21

SCORING DRIVES

Team	Qtr	Time	Play Description (Extra Point) (Drive info)	HOU	GB
Packers	2	8:02	R.Cobb 9 yd. pass from A.Rodgers (M.Crosby kick) (10-50, 5:58)	0	7
Texans	3	7:32	R.Griffin 6 yd. pass from B.Osweiler (N.Novak kick) (10-63, 4:57)	7	7
Packers	4	12:42	J.Nelson 32 yd. pass from A.Rodgers (M.Crosby kick) (12-98, 5:20)	7	14
Packers	4	4:11	A.Ripkowski 3 yd. run (M.Crosby kick) (8-89, 4:41)	7	21
Texans	4	1:51	D.Hopkins 44 yd. pass from B.Osweiler (kick failed, wr) (6-78, 2:20)	13	21

TEAM STATISTICS

	TEXANS	PACKERS
TOTAL FIRST DOWNS	17	16
THIRD DOWN EFFICIENCY	6-15-40%	4-12-33%
FOURTH DOWN EFFICIENCY	1-2-50%	1-2-50%
TOTAL NET YARDS	307	309
NET YARDS RUSHING	123	109
NET YARDS PASSING	184	200
PASS ATTEMPTS-COMPLETIONS-HAD INTERCEPTED	35-22-0	30-20-0
KICKOFFS Number-In End Zone-Touchbacks	3-0-0	4-3-1
PUNTS Number and Average	5-41.0	5-43.0
Net Punting Average	32.2	35.8
FGs - PATs Had Blocked	0-0	0-0
TOTAL RETURN YARDAGE (Not Including Kickoffs)	16	44
PENALTIES Number and Yards	3-12	4-30
FUMBLES Number and Lost	1-1	1-1
TOUCHDOWNS	2	3
EXTRA POINTS Made-Attempts	1-2	3-3
FIELD GOALS Made-Attempts	0-0	0-0
RED ZONE EFFICIENCY	1-1-100%	2-3-67%
GOAL TO GO EFFICIENCY	0-0-0%	1-1-100%
SAFETIES	0	0
FINAL SCORE	13	21
TIME OF POSSESSION	31:31	28:29

INDIVIDUAL STATISTICS

RUSHING (Att-Yds): Houston, J. Grimes 5-43, A. Blue 5-38, L. Miller 14-22, B. Osweiler 3-20. Green Bay, T. Montgomery 6-40, C. Michael 9-19, J. Janis 1-19, A. Rodgers 3-16, A. Ripkowski 3-14, J. Starks 4-1.

PASSING (C-A-Y-I): Houston, B. Osweiler 22-35-202-0. Green Bay, A. Rodgers 20-30-209-0.

RECEIVING (Rec-Yds): Houston, C. Fiedorowicz 6-44, W. Fuller V 5-59, R. Griffin 4-35, D. Hopkins 3-58, A. Blue 2-3, J. Grimes 1-15, L. Miller 1-(-4). Green Bay, J. Nelson 8-118, J. Cook 3-19, R. Cobb 3-19, T. Montgomery 2-16, R. Rodgers 2-16, D. Adams 1-17.

SACKS (Sk-Yds): Houston, W. Mercilus 1-9. Green Bay, J. Peppers 1-10, D. Lowry 1-8.

INTERCEPTIONS (Int-Yds): Houston, none. Green Bay, none.

TACKLES (S-A-T): Houston, Q. Demps 7-0-7, B. Cushing 2-4-6, K. Jackson 5-0-5, B. McKinney 3-2-5, W. Mercilus 4-0-4, C. Moore 4-0-4, J. Joseph 4-0-4, A. Bouye 3-1-4, A. Smith 2-0-2, E. Pleasant 2-0-2, D. Reader 1-0-1, R. Nelson 1-0-1, V. Wilfork 1-0-1, C. Covington 1-0-1, C. James 1-0-1, J. Heath 0-1-1, U. Kamalu 0-1-1. Green Bay, M. Burnett 7-2-9, H. Clinton-Dix 6-1-7, J. Peppers 4-1-5, J. Thomas 4-1-5, D. Jones 4-0-4, J. Ryan 3-1-4, M. Hyde 3-1-4, N. Perry 3-1-4, L. Guion 3-1-4, L. Gunter 3-0-3, Q. Rollins 3-0-3, D. Randall 1-1-2, D. Lowry 1-0-1, M. Pennel 1-0-1.

MISSED FIELD GOAL: Houston, none. Green Bay, none.

TEAM NOTES

THE TEXANS

- Posted 307 total net yards of offense (184 passing, 123 rushing), 17 first downs and 31:31 time of possession
- Recorded over 100 net rushing yards as a team in their seventh straight game, which is the second-longest active streak in the NFL
- Held the Packers to 1 net rushing yard in the first quarter, which is a season-low and the fewest by a Texans opponent in a first quarter since Week 12 of the 2015 season against New Orleans (-1 net rushing yard)
- Limited Green Bay to 102 total net yards (68 passing, 34 rushing), six first downs, 12:47 time of possession and 1-of-6 (17%) on third down in the first half. Green Bay finished the game 4-of-12 (33%) on third down
- Scored a touchdown on a fourth down attempt for the first time in 2016 when QB **Brock Osweiler** connected with TE **Ryan Griffin** on a 6-yard touchdown pass in the third quarter

SCORING PLAYS

- 3rd Quarter – QB **Brock Osweiler** threw a 6-yard touchdown pass to TE **Ryan Griffin** to tie the game at 7-7
- 4th Quarter – **Osweiler** connected on a 44-yard touchdown throw to WR **DeAndre Hopkins**, cutting Houston's deficit to 21-13

MISCELLANEOUS NOTES

- The following six Texans players were captains for the game: T **Duane Brown**, ILB **Brian Cushing**, CB **Johnathan Joseph**, P **Shane Lechler**, QB **Brock Osweiler** and NT **Vince Wilfork**
- The following seven Texans players were inactive for the game: G **Oday Aboushi**, DE **Jadeveon Clowney**, RB **Tyler Ervin**, QB **Tom Savage**, OLB **John Simon**, WR **Jaelen Strong** and G **Josh Walker**
- The following two Texans players were active, but did not play in the game: S **Andre Hal** and QB **Brandon Weeden**
- Green Bay won the toss and elected to defer. Houston received the ball to start the game

INDIVIDUAL PLAYER NOTES

RB ALFRED BLUE

- Averaged 7.6 yards per carry on five rushing attempts for a total of 38 yards, including a season-long run of 25 yards. Also caught two passes for three yards

ILB BRIAN CUSHING

- Finished second on the team with six tackles and one quarterback hit, his second of the year

S QUINTIN DEMPS

- Led the team with a season-high seven tackles (all solo), including one for loss, his first of the year

TE C.J. FIEDOROWICZ

- Led the team in receptions with six for 44 yards

WR WILL FULLER V

- Registered five receptions for a team-leading 59 yards. Also added a 16-yard punt return
- With 508 receiving yards this season, passed Jabar Gaffney (483 in 2002) for the third-most receiving yards by a rookie in Texans history

TE RYAN GRIFFIN

- Finished with four receptions for 35 yards and a touchdown
- Scored on a 6-yard touchdown reception from QB **Brock Osweiler** in the third quarter, giving him two for the season, which ties a career-high (two in 2015). It marked his sixth touchdown reception of his career

RB JONATHAN GRIMES

- Led the team in rushing for the first time this season with season highs of five rushing attempts for 43 yards, averaging 8.6 yards per carry

WR DeANDRE HOPKINS

- Finished with three receptions for 58 yards and a touchdown
- Scored on a 44-yard touchdown pass from QB **Brock Osweiler** in the fourth quarter for his fourth touchdown of the season and 23rd of his career. The reception was his longest of the season
- With 140 career points, passed Shayne Graham (138) for the ninth-most career points scored in franchise history
- Started his 60th straight game, which is the second-longest active streak among NFL wide receivers

RB AKEEM HUNT

- Logged three kickoff returns for 66 yards, averaging 22.0 yards per return
- Registered a 29-yard kickoff return in the second quarter, the team's longest return since his 39-yard kickoff return in Week 11 at Oakland (11/21)

S DON JONES

- Pinned a punt by P **Shane Lechler** on the 2-yard line in the third quarter

DE UFOMBA KAMALU

- Made his first career start at the Jack linebacker position and contributed with his first career tackle

P SHANE LECHLER

- Punted five times for 205 yards, averaging 41.0 gross yards and 32.2 net yards per punt, with a long of 52 yards
- Pinned two punts inside the 20-yard line, including one downed by S **Don Jones** on the Packers' 2-yard line in the third quarter
- Tied Peyton Manning (266) for the 23rd-most career games played in NFL history
- Played in his 234th straight game, which is the longest active streak in the NFL

ILB BENARDRICK McKINNEY

- Contributed with five tackles in his 12th start of the year, which is a single-season career-high (11 in 2015)

OLB WHITNEY MERCILUS

- Finished with four tackles (all solo), including two for loss and 1.0 sack, to go along with a fumble recovery
- Sacked Packers QB **Aaron Rodgers** for a 9-yard loss in the third quarter, giving him a team-leading 5.5 for the year and 35.5 for his career. It marked his first sack since Week 6 vs. Indianapolis (10/16)
- Recovered a fumble in the first quarter, giving him a career-high three for the season. His previous best for fumble recoveries in a season was two in 2015
- His two tackles for loss give him 10 for the year, marking the second straight season he's notched at least 10 TFLs (14 in 2015)

INDIVIDUAL PLAYER NOTES (CONT.)

RB LAMAR MILLER

- With 225 carries in 2016, set a single-season career-high, surpassing his previous best of 216 carries in 2014 with Miami
- Started his 54th consecutive game, which is the second-longest active streak among NFL running backs
- Played in his 65th straight game, which is the third-longest active streak among NFL running backs

S COREY MOORE

- Started his first game since Week 8 vs. Detroit (10/30) and tied for fifth on the team with four solo tackles, including the first tackle for loss of his career. Also contributed with one special teams tackle

CB ROBERT NELSON

- Led the team with two special teams tackles, giving him a career-high 10 for the year, which also leads the team

QB BROCK OSWEILER

- Completed 22-of-35 (62.9%) passes for 202 yards, two touchdowns, no interceptions and a 97.6 passer rating
- His two touchdown passes tied a season-high, while his 97.6 passer rating marked a season-high and the third-highest total of his career
- Rushed for 20 yards on three attempts (6.7 avg.)
- Threw a 6-yard touchdown pass to TE **Ryan Griffin** in the third quarter, marking his 13th touchdown of the year and 24th of his career. On the 10-play scoring drive, Osweiler completed 4-of-6 passes for 49 yards and a 131.2 passer rating
- Connected on a 44-yard touchdown pass to WR **DeAndre Hopkins** in the fourth quarter, giving him 14 touchdown passes for the season and 25 for his career. It marked Osweiler's longest touchdown pass of the season

FB JAY PROSCH

- Played in his 44th straight game, which is tied for the fifth-longest active streak among NFL running backs

LS JON WEEKS

- Played in the 108th consecutive regular season game of his career, which is the fourth-longest streak in Texans history

GAME SUMMARIES



WEEK 14: Houston 22 at Indianapolis 17

65,250 • Lucas Oil Stadium • Indianapolis, Ind. • Dec. 11, 2016



GAME SUMMARY

In a game featuring two teams tied for first place in the AFC South, the Texans responded with a key 22-17 win to snap their three-game losing streak and sweep the Indianapolis Colts for the first time in franchise history.

Houston's defense forced three turnovers and had 13 quarterback hits on Andrew Luck. Both safeties, **Quintin Demps** and **Andre Hal**, intercepted the Colts quarterback. **Jadeveon Clowney** recorded a strip sack while **Whitney Mercilus** had the ensuing fumble recovery. **Nick Novak** was 5-for-5 on field goals, including three converted off of Indianapolis turnovers.

Lamar Miller scored a touchdown and rushed for 107 yards on 21 carries, eclipsing the 1,000 yard mark on the season for just the second time in his career. The Texans rushed for 185 net yards as a team in the win and dominated time of possession, holding the ball for 36 minutes to the Colts 23. **Brock Osweiler** completed 14-of-24 passes for 147 yards on the day. He threw passes to eight different receivers in the win.

Indianapolis took an early 3-0 lead after Adam Vinatieri's 32-yard field goal on their first offensive series of the day.

Houston responded with a field goal of its own after the Texans defense forced its first turnover of the game. The Colts second offensive drive ended when Demps intercepted Luck's pass, intended for tight end Dwayne Allen. Demps added a 15-yard return and Novak's 21-yard kick tied the game 3-3 with 4:00 remaining in the first quarter.

On the next offensive series, Osweiler responded with a scoring drive extended by three big conversions on third down: a 22-yard catch by **DeAndre Hopkins**, a 19-yard run by **Akeem Hunt**, and then 6-yard sliding catch by **C.J. Fiedorowicz** for a first-and-goal. **Lamar Miller's** two-yard touchdown run capped off a 12-play, 80-yard drive. The Texans took a 10-3 lead with 2:26 left in the first half.

After Adam Vinatieri missed a 55-yard field goal late in the second quarter, allowing the Texans to take over on downs at their own 45-yard line. After a short drive, Novak added his second field goal of the day, connecting from 52 yards.

The Texans headed into halftime with a 13-3 lead.

Luck threw his second interception of the day on the Colts on the opening drive of the second half. Hal picked off Luck after pressure by Clowney on the Colts quarterback. Novak added his second field goal of the day off a turnover. Houston extended its lead 16-3.

The Colts scored their first touchdown of the day on the next drive. After a defensive pass interference call, Frank Gore scored on an 18-yard touchdown catch.

Luck and the Colts, looking to score on back-to-back drives, turned the ball over at the Texans 3-yard line. Clowney's strip sack resulted in a fumble recovery for Mercilus and a big stop for the Texans defense late in the third quarter. Novak successfully added a 41-yard field goal, to give Houston a 19-10 lead with 11:58 left in the final quarter.

On the ensuing possession, Luck found T.Y. Hilton for a 14-yard catch on a tipped pass. Two plays later, Hilton caught a 35-yard touchdown pass to get the Colts within two points of the Texans.

Vince Wilfork's big stop on fourth-and-1 ended the Colts final drive. The Texans offense took over on downs and Osweiler ended the game in victory formation.

Houston took sole possession of the AFC South, improving to 7-6 on the season, and a perfect 4-0 in the division. The Texans return home for back-to-back games in December against Jacksonville and Cincinnati.

SCORING

SCORE BY PERIODS	1	2	3	4	OT	Total
Houston Texans	3	10	3	6	-	22
Indianapolis Colts	3	0	7	7	-	17

SCORING DRIVES

Team	Qtr	Time	Play Description (Extra Point) (Drive info)	HOU	IND
Colts	1	8:31	A.Vinatieri 32 yd. Field Goal (10-74, 3:50)	0	3
Texans	1	4:00	N.Novak 21 yd. Field Goal (6-13, 2:01)	3	3
Texans	2	2:26	L.Miller 2 yd. run (N.Novak kick) (12-80, 7:19)	10	3
Texans	2	0:12	N.Novak 52 yd. Field Goal (5-22, 0:34)	13	3
Texans	3	12:46	N.Novak 24 yd. Field Goal (5-12, 1:08)	16	3
Colts	3	9:53	F.Gore 18 yd. pass from A.Luck (A.Vinatieri kick) (6-75, 2:53)	16	10
Texans	4	11:53	N.Novak 41 yd. Field Goal (12-64, 5:36)	19	10
Colts	4	9:06	T.Hilton 35 yd. pass from A.Luck (A.Vinatieri kick) (8-83, 2:47)	19	17
Texans	4	2:47	N.Novak 34 yd. Field Goal (11-58, 6:19)	22	17

TEAM STATISTICS

	TEXANS	COLTS
TOTAL FIRST DOWNS	20	21
THIRD DOWN EFFICIENCY	5-14-36%	5-12-42%
FOURTH DOWN EFFICIENCY	0-0-0%	0-1-0%
TOTAL NET YARDS	316	348
NET YARDS RUSHING	185	83
NET YARDS PASSING	131	265
PASS ATTEMPTS-COMPLETIONS-HAD INTERCEPTED	24-14-1	45-24-2
KICKOFFS Number-In End Zone-Touchbacks	7-7-5	4-4-2
PUNTS Number and Average	3-52.0	2-40.5
Net Punting Average	50.7	30.5
FGs - PATs Had Blocked	0-0	0-0
TOTAL RETURN YARDAGE (Not Including Kickoffs)	39	29
PENALTIES Number and Yards	7-124	9-59
FUMBLES Number and Lost	1-0	1-1
TOUCHDOWNS	1	2
EXTRA POINTS Made-Attempts	1-1	2-2
FIELD GOALS Made-Attempts	5-5	1-2
RED ZONE EFFICIENCY	1-5-20%	1-3-33%
GOAL TO GO EFFICIENCY	1-3-33%	0-1-0%
SAFETIES	0	0
FINAL SCORE	22	17
TIME OF POSSESSION	36:05	23:55

INDIVIDUAL STATISTICS

RUSHING (Att-Yds): Houston, L. Miller 21-107, A. Blue 16-55, A. Hunt 1-19, J. Grimes 1-6, B. Osweiler 2-(-2). Indianapolis, F. Gore 10-41, A. Luck 2-32, R. Turbin 3-10.

PASSING (C-A-Y-I): Houston, B. Osweiler 14-24-147-1. Indianapolis, A. Luck 24-45-276-2.

RECEIVING (Rec-Yds): Houston, C. Fiedorowicz 3-32, D. Hopkins 2-33, R. Griffin 2-23, W. Fuller V. 2-22, K. Mumfery 2-16, L. Miller 1-15, J. Grimes 1-6, A. Blue 1-0. Indianapolis, T. Hilton 9-115, J. Doyle 5-55, R. Turbin 4-33, P. Dorsett 3-19, F. Gore 2-33, C. Rodgers 1-21.

SACKS (Sk-Yds): Houston, J. Clowney 1-11. Indianapolis, H. Ridgeway 1-5, T. Cole 1-11.

INTERCEPTIONS (Int-Yds): Houston, A. Hal 1-24, Q. Demps 1-15. Indianapolis, A. Ayers 1-25.

TACKLES (S-A-T): Houston, K. Jackson 7-1-8, B. McKinney 5-3-8, B. Cushing 3-3-6, R. Nelson 4-1-5, W. Mercilus 3-0-3, J. Clowney 1-2-3, A. Bouye 1-2-3, V. Wilfork 1-1-2, C. Covington 1-1-2, Q. Demps 1-1-2, D. Reader 0-2-2, A. Dent 1-0-1, C. Moore 0-1-1. Indianapolis, E. Jackson 3-7-10, A. Morrison 3-6-9, A. Jones 4-4-8, M. Adams 6-1-7, R. Melvin 3-3-6, H. Ridgeway 1-4-5, T. Cole 3-1-4, D. Parry 3-1-4, E. Walden 3-1-4, T. Green 2-0-2, J. McNary 2-0-2, V. Davis 2-0-2, H. Anderson 1-1-2, A. Ayers 0-2-2, D. Butler 1-0-1, D. Morris 0-1-1.

MISSED FIELD GOAL: Houston, none. Indianapolis, A. Vinatieri 55SH.

TEAM NOTES

THE TEXANS

- Won their ninth straight game against AFC South opponents, which is a franchise record and is tied for the longest active divisional winning streak in the NFL (Kansas City Chiefs)
- Recorded a season sweep of the Colts and their third straight win in the head-to-head series for the first time in franchise history
- Won back-to-back road games against the Colts for the first time in franchise history
- Improved their all-time record against the Colts to 7-23 overall and 2-13 on the road
- Improved to 37-49 all-time against the AFC South and 4-0 this season
- Improved to 25-20 overall in the regular season under Head Coach **Bill O'Brien** (2014-16)
- Totaled three takeaways (two interceptions, one fumble recovery), which ties a season-high (Week 2 vs. Kansas City) and is the most by Houston in the all-time series with Indianapolis
- Registered two interceptions for the first time this season, as safeties **Quintin Demps** and **Andre Hal** each recorded a pick in the game
- Posted nine passes defended, which is the team's highest single-game total of the season
- Registered 13 quarterback hits, which is the team's highest single-game total of the year
- Topped 100 rushing yards as a team in their eighth straight game, which is the second-longest active streak in the NFL
- Recorded 94 net rushing yards in the first half, the team's second-highest first-half total this season (102 yards in Week 1 vs. Chicago)
- Held an opponent to three-or-fewer points in the first half for the third time this season
- Compiled three scoring drives of 11-or-more plays and over five minutes time of possession
- Limited the Colts to 83 net rushing yards, 23:55 time of possession, 5-of-12 (42%) on third down and 1-of-3 (33%) in the red zone
- Houston's 36:05 time of possession was its third-highest total of the year

SCORING PLAYS

- 1st Quarter – K **Nick Novak** made a 21-yard field goal to tie the game at 3-3 following an interception by S **Quintin Demps**
- 2nd Quarter – RB **Lamar Miller** scored a 2-yard rushing touchdown to give the Texans a 10-3 lead. Houston rushed 10 times for 52 yards, averaging 5.2 yards per carry on the 12-play, 80-yard drive, lasting 7:19 time of possession
- 2nd Quarter – **Novak** made a 52-yard field goal to improve Houston's lead to 13-3. It marked his second-longest field goal of the season
- 3rd Quarter – **Novak** made a 24-yard field goal to boost the Texans' lead to 16-3
- 4th Quarter – **Novak** connected on a 41-yard field goal to extend Houston's lead to 19-10
- 4th Quarter – **Novak** made a 34-yard field goal, his fifth of the day, to give the Texans a 22-17 final lead

MISCELLANEOUS NOTES

- The following six Texans players were captains for the game: T **Duane Brown**, ILB **Brian Cushing**, P **Shane Lechler**, OLB **Whitney Mercilus**, QB **Brock Osweiler** and NT **Vince Wilfork**
- The following seven Texans players were inactive for the game: RB **Tyler Ervin**, CB **Johnathan Joseph**, DE **Ufomba Kamalu**, WR **Braxton Miller**, QB **Tom Savage**, OLB **John Simon** and G **Josh Walker**
- The following Texans player was active, but did not play in the game: QB **Brandon Weeden**
- Indianapolis won the toss and elected to defer. Houston received the ball to start the game

INDIVIDUAL PLAYER NOTES

RB ALFRED BLUE

- Posted a season-high 16 rushing attempts for a total of 55 yards, his second-highest single-game total of the year

T DUANE BROWN

- Passed Kris Brown (128) for the second-most career games played in Texans history

DE JADEVEON CLOWNEY

- Finished with three tackles, 1.0 sack, three quarterback hits and one forced fumble
- Recorded the first strip-sack of his career when he brought down Colts QB Andrew Luck for a 7-yard loss in the third quarter on Houston's 10-yard line. The sack gave him 4.0 for the season and 8.5 for his career
- Set a single-game career-high with three quarterback hits, giving him 14 for the season and 22 for his career

ILB BRIAN CUSHING

- Registered six tackles, bringing his career total to 639, which passes DeMeco Ryans (636) for the most career tackles in Texans history

S QUINTIN DEMPS

- Intercepted Colts QB Andrew Luck in the first quarter and returned it 15 yards to the Indianapolis 16-yard line to set up a field goal, which tied the game at 3-3
- The interception was his team-leading third pick of the year and 15th of his career. His interception total this year is the third-highest single-season mark of his career
- Posted a season-high two passes defended

S ANDRE HAL

- Picked off Colts QB Andrew Luck in the third quarter and returned it 24 yards to the Indianapolis 18-yard line, which led to a field goal to extend Houston's lead to 16-3
- Tied a season-high with two passes defended (Week 4 vs. Tennessee)

WR DeANDRE HOPKINS

- Started his 61st straight game, which is the second-longest active streak among NFL wide receivers

RB AKEEM HUNT

- Registered a season-long 19-yard run on a third-and-5 in the second quarter to pick up the first down
- Returned two kickoffs for 36 yards, averaging 18.0 yards per return

CB KAREEM JACKSON

- Tied for the team lead with eight tackles, including a team-high seven solo stops

P SHANE LECHLER

- Punted three times for 156 yards, averaging 52.0 gross yards and 50.7 net yards per punt, while pinning three inside the 20-yard line
- His gross average tied a season-high (Week 11 at Oakland), while his net average set a single-game season-high
- Passed Peyton Manning (266) for the 23rd-most career games played in NFL history
- Played in his 235th straight game, which is the longest active streak in the NFL

ILB BENARDRICK MCKINNEY

- Tied for the team lead with eight tackles (five solo), adding one pass defended and one quarterback hit

INDIVIDUAL PLAYER NOTES (CONT.)

OLB WHITNEY MERCILUS

- Posted three solo tackles, four quarterback hits, one pass defended and one fumble recovery
- His four quarterback hits were his second-highest single-game total of the year
- Recovered a fumble after a strip-sack by DE **Jadeveon Clowney** in the third quarter, giving him a team-leading four fumble recoveries this year and boosting his career total to seven

RB LAMAR MILLER

- Posted 107 rushing yards on 21 attempts (5.1 avg.) and scored a touchdown
- With 1,010 rushing yards in 2016, recorded his second career 1,000-yard rushing season and first since 2014 with Miami (1,099)
- Registered his fourth 100-yard rushing game of the season, which is a single-season career-high
- Notched his fourth rushing touchdown of the year and 23rd of his career on a 2-yard run in the second quarter to give the Texans a 10-3 lead
- Started his 55th consecutive game, which is the second-longest active streak among NFL running backs
- Played in his 66th straight game, which is the third-longest active streak among NFL running backs

CB ROBERT NELSON

- Tallied a career-high five tackles (four solo) and contributed one pass defended

K NICK NOVAK

- Scored 16 total points after making 5-of-5 field goals and one PAT
- His five made field goals tied a single-game career-high (Oct. 9, 2011 at Denver as a member of the San Diego Chargers)
- With 186 points scored as a Houston Texan, passed Owen Daniels (174) for the sixth-most career points scored in franchise history
- With 103 points in 2016, notched his fourth career 100-point season and first since 2014 with San Diego
- Surpassed 200 career field goal attempts (202)
- Connected on a 52-yard field goal in the second quarter to boost Houston's lead to 13-3. It marked his second-longest field goal of the season (53 yards in Week 4 vs. Tennessee)

QB BROCK OSWEILER

- Completed 14-of-24 passes for 147 yards, no touchdowns, one interception and a 58.9 passer rating

FB JAY PROSCH

- Played in his 45th straight game, which is tied for the fifth-longest active streak among NFL running backs

LS JON WEEKS

- Tied Kevin Walter (109) for the sixth-most career games played in franchise history
- Played in the 109th consecutive regular season game of his career, which is the fourth-longest streak in Texans history

NT VINCE WILFORK

- Tied a career-high with two quarterback hits. The last time he posted two quarterback hits in a game came on Nov. 6, 2011 against the New York Giants as a member of the New England Patriots

GAME SUMMARIES



WEEK 15: Houston 21 vs. Jacksonville 20

71,803 • NRG Stadium • Houston, Texas • Dec. 18, 2016



GAME SUMMARY

The Texans, led by backup quarterback **Tom Savage**, rallied from a 13-point deficit to defeat the Jacksonville Jaguars 21-20 at NRG Stadium. The Texans, who trailed for most of the game, took the lead with a late fourth-quarter touchdown run by **Lamar Miller**, who had 22 carries for 63 yards on the day. Savage completed 23-of-36 passes for 260 yards. **DeAndre Hopkins** had a season-high eight catches and led the Texans with 87 yards receiving. **Nick Novak** was a perfect 4-of-4 with field goals from 39, 45, 43 and 27 yards.

The Texans defense, playing without injured starters **Whitney Mercilus** and **Johnathan Joseph**, held Jacksonville to just 150 net yards of offense. **Benardrick McKinney** led the team with seven tackles, one sack, two quarterback hits, and one tackle for loss. **Jadeveon Clowney** also recorded one sack, two quarterback hits, three tackles for loss, and one pass defended. Houston defensive unit held Blake Bortles to just 12-of-28 through the air for 92 yards and one interception.

The Jaguars took an early 13-0 lead, after **Brock Osweiler** threw interceptions on back-to-back possessions. Osweiler was then replaced by Savage in the second quarter. Osweiler completed 6-of-11 for 48 yards before exiting the game.

The Jaguars scored ten points off Osweiler's two interceptions, including a one-yard touchdown run by Bortles. Savage then entered the game with 8:31 left in the second quarter. His first offensive series stalled after an unsuccessful fourth-and-goal attempt.

Houston's first points of the game came on a safety when Jacksonville was called for offensive holding enforced from its own endzone.

With less than two minutes remaining in the first half, Savage led the Texans on a six-play, 40-yard scoring drive with back-to-back passes to **Ryan Griffin** and Hopkins. Novak's 39-yard field goal cut the Jaguars lead to one possession.

The Texans trailed 13-5 at halftime.

Novak added a 45-yard field goal in the third quarter. On the ensuing kickoff, Marquise Lee returned it 100 yards for the score, giving the Jaguars a 20-8 lead.

The Texans pulled ahead with 2:51 remaining in the fourth quarter. Savage completed passes to **Will Fuller V**, Griffin, and Lamar Miller for 10, 8, and 10 yards, consecutively, on the scoring drive. Miller's one-yard touchdown run capped off a 8-play, 52-yard drive, giving Houston a one point lead.

Houston's defense kept Bortles and the Jaguars offense scoreless in the final quarter. Safety **Quintin Demps** intercepted Bortles on Jacksonville's final possession of the game. Savage ended the Week 15 win in victory formation as the Texans improved to 8-6 on the season.

Houston will host its final home game of the regular season on Saturday night with a primetime Christmas Eve game against the Cincinnati Bengals.

SCORING

SCORE BY PERIODS	1	2	3	4	OT	Total
Jacksonville Jaguars	0	13	7	0	-	20
Houston Texans	0	5	6	10	-	21

SCORING DRIVES

Team	Qtr	Time	Play Description (Extra Point) (Drive info)	JAX	HOU
Jaguars	2	13:36	J.Myers 26 yd. Field Goal (11-56, 5:36)	3	0
Jaguars	2	11:16	J.Myers 50 yd. Field Goal (4-7, 1:38)	6	0
Jaguars	2	8:32	B.Bortles 1 yd. run (J.Myers kick) (4-37, 1:30)	13	0
Texans	2	1:35	Penalty on N.Sterling enforced in end zone for a Safety	13	2
Texans	2	0:49	N.Novak 39 yd. Field Goal (6-40, 0:46)	13	5
Texans	3	7:02	N.Novak 45 yd. Field Goal (9-57, 5:14)	13	8
Jaguars	3	6:50	M.Lee 100 yd. kickoff return (J.Myers kick) (0-0, 0:12)	20	8
Texans	3	0:11	N.Novak 43 yd. Field Goal (9-45, 3:15)	20	11
Texans	4	7:54	N.Novak 27 yd. Field Goal (14-58, 6:05)	20	14
Texans	4	2:51	L.Miller 1 yd. run (N.Novak kick) (8-52, 2:56)	20	21

TEAM STATISTICS

	JAGUARS	TEXANS
TOTAL FIRST DOWNS	9	23
THIRD DOWN EFFICIENCY	3-13-23%	4-14-29%
FOURTH DOWN EFFICIENCY	0-1-0%	0-1-0%
TOTAL NET YARDS	150	387
NET YARDS RUSHING	67	79
NET YARDS PASSING	83	308
PASS ATTEMPTS-COMPLETIONS-HAD INTERCEPTED	28-12-1	47-29-2
KICKOFFS Number-In End Zone-Touchbacks	6-4-4	6-6-4
PUNTS Number and Average	6-52.5	5-45.2
Net Punting Average	46.2	43.4
FGs - PATs Had Blocked	0-0	0-0
TOTAL RETURN YARDAGE (Not Including Kickoffs)	44	50
PENALTIES Number and Yards	12-91	6-71
FUMBLES Number and Lost	0-0	3-0
TOUCHDOWNS	2	1
EXTRA POINTS Made-Attempts	2-2	1-1
FIELD GOALS Made-Attempts	2-2	4-4
RED ZONE EFFICIENCY	1-2-50%	1-3-33%
GOAL TO GO EFFICIENCY	1-1-100%	1-2-50%
SAFETIES	0	1
FINAL SCORE	20	21
TIME OF POSSESSION	23:18	36:42

INDIVIDUAL STATISTICS

RUSHING (Att-Yds): Jacksonville, C. Ivory 10-44, T. Yeldon 8-28, B. Bortles 2-(-5). Houston, L. Miller 22-63, A. Hunt 3-15, J. Grimes 1-3, A. Blue 1-1, T. Savage 3-0, W. Fuller 1-(-3).

PASSING (C-A-Y-I): Jacksonville, B. Bortles 12-28-92-1. Houston, T. Savage 23-36-260-0. B. Osweiler 6-11-48-2.

RECEIVING (Rec-Yds): Jacksonville, T. Yeldon 5-34, B. Walters 2-26, A. Robinson 2-15, N. Sterling 1-14, B. Koyack 1-2, A. Ellis 1-1. Houston, D. Hopkins 8-87, R. Griffin 8-85, W. Fuller V. 4-42, W. Williams 2-34, L. Miller 2-26, J. Grimes 2-12, K. Mumphery 1-11, S. Anderson 1-7, A. Blue 1-4.

SACKS (Sk-Yds): Jacksonville, none. Houston, B. McKinney 1-1, J. Clowney 1-8.

INTERCEPTIONS (Int-Yds): Jacksonville, J. Ramsey 1-35, T. Smith 1-0. Houston, Q. Demps 1-12.

TACKLES (S-A-T): Jacksonville, J. Cyprien 13-4-17, P. Posluszny 5-6-11, T. Smith 6-2-8, J. Ramsey 4-0-4, T. Alualu 3-1-4, T. Gipson 3-1-4, P. Thompson 2-1-3, M. Jackson 2-1-3, A. Jones 2-1-3, P. Amukamara 2-0-2, D. Skuta 1-1-2, S. Marks 1-1-2, Y. Ngakoue 1-0-1, M. Jack 1-0-1, S. Day 1-0-1, J. Wilson 1-0-1. Houston, B. McKinney 4-3-7, J. Clowney 4-1-5, Q. Demps 4-1-5, B. Cushing 2-2-4, A. Hal 2-2-4, B. Scarlett 1-3-4, K. Jackson 1-2-3, A. Bouye 1-1-2, U. Kamalu 1-1-2, D. Reader 0-2-2, A. Dent 1-0-1, C. Moore 1-0-1, J. Heath 1-0-1, R. Nelson 1-0-1, M. Bullough 0-1-1, V. Wilfork 0-1-1.

MISSED FIELD GOAL: Jacksonville, none. Houston, none.

TEAM NOTES

THE TEXANS

- Improved to 6-1 at home this season, which is tied for the most home wins in a single season in team history (2007, 2008, 2012)
- Improved to 19-11 overall and 11-4 at home all-time against the Jaguars
- Earned their seventh season sweep of Jacksonville and their sixth straight win in the head-to-head series, which is a franchise record
- Improved to 38-49 all-time against the AFC South and 5-0 this season
- Won their 10th straight game against the AFC South, which is the longest active divisional winning streak in the NFL
- Held the Jaguars to 150 total net yards, which is the fourth-lowest total by an opponent in franchise history. Jacksonville's 83 net passing yards is the third-lowest mark in team history and their nine first downs are tied for the fourth-fewest
- Limited Jacksonville to 3-of-13 (23%) on third down, which is the second-lowest total by a Texans opponent this season
- Held the Jaguars to 23:18 time of possession, which is the lowest mark by a Texans opponent this year
- Recorded a safety for the first time since the 2014 regular season finale against Jacksonville (12/28/14)
- Tallied 387 total net yards, which is the team's second-highest single-game total of the year
- Registered over 300 net passing yards (308) as a team for the first time this season
- Logged a season-high 36:42 time of possession, which marked the second straight game the Texans have put up over 36 minutes time of possession

SCORING PLAYS

- 2nd Quarter – The Jaguars were called for a holding penalty on a punt in the end zone, which resulted in a safety
- 2nd Quarter – K **Nick Novak** made a 39-yard field goal to decrease Houston's deficit to 13-5
- 3rd Quarter – **Novak** connected on a 45-yard field goal to cut the Texans' deficit to 13-8
- 3rd Quarter – **Novak** made a 43-yard field goal to decrease Houston's deficit to 20-11
- 4th Quarter – **Novak** was successful on a 27-yard field goal, his fourth of the day, to cut the Texans' deficit to 20-14
- 4th Quarter – RB **Lamar Miller** recorded a 1-yard touchdown run to give Houston a 21-20 final lead

MISCELLANEOUS NOTES

- The following five Texans players were captains for the game: T **Duane Brown**, CB **Kareem Jackson**, P **Shane Lechler**, QB **Brock Osweiler** and NT **Vince Wilfork**
- The following seven Texans players were inactive for the game: G **Jeff Allen**, TE **C.J. Fiedorowicz**, S **Don Jones**, CB **Johnathan Joseph**, OLB **Whitney Mercilus**, OLB **John Simon** and QB **Brandon Weeden**
- The following Texans player was active, but did not play in the game: RB **Tyler Ervin**
- Jacksonville won the toss and elected to defer. Houston received the ball to start the game

INDIVIDUAL PLAYER NOTES

DE JADEVEON CLOWNEY

- Tied for second on the team with five tackles (four solo), including three for loss and 1.0 sack, in addition to two quarterback hits and one pass defended
- His three tackles for loss were the most he's had in a game since posting four in Week 5 at Minnesota (10/9). Clowney now has a team-leading 15 tackles for loss on the year
- Recorded back-to-back games with a sack for the second time in his career and first since Weeks 13-14 of the 2015 season
- Set a single-season career-high with his fifth sack of the year when he brought down Jaguars QB Blake Bortles for an 8-yard loss on a third down in the first quarter
- Notched his second tackle for loss of the day when he brought down Bortles for a 6-yard loss in the first quarter
- Picked up his third tackle for loss of the game when he stopped Jaguars RB T.J. Yeldon for a 2-yard loss in the fourth quarter

S QUINTIN DEMPS

- Tied for second on the team with five tackles (four solo), to go along with two passes defended, which ties a career-high, and one interception
- It marked the first time in his career that he's posted back-to-back games with two passes defended
- Intercepted Jaguars QB Blake Bortles on Jacksonville's final offensive possession of the game to seal the win for the Texans
- Posted back-to-back games with an interception for the first time since Weeks 4-5 of the 2014 season
- Has recorded an interception in three out of his last four games

ILB AKEEM DENT

- Led the team with a season-high two special teams tackles

TE RYAN GRIFFIN

- Set a single-game career-high with 85 receiving yards and tied his personal-best with eight receptions
- The last time he posted eight receptions in a game was in Week 3 at New England (9/22)

WR DeANDRE HOPKINS

- Led the team with eight receptions for 87 yards, as he surpassed 300 receptions for his career
- His receptions and receiving yards totals are his second-highest marks of the season
- Started his 62nd straight game, which is the second-longest active streak among NFL wide receivers

RB AKEEM HUNT

- Rushed three times for 15 yards, giving him 103 yards on 19 carries this season, both of which are career highs

P SHANE LECHLER

- Punted five times for 226 yards, averaging 45.2 gross yards and 43.4 net yards per punt, while pinning four inside the 20-yard line, which tied a season-high (Week 3 at New England)
- Passed Brad Maynard (1,339) for the third-most career punts in NFL history
- Tied Junior Seau (268) for the 22nd-most career games played in NFL history
- Played in his 236th straight game, which is the longest active streak in the NFL

INDIVIDUAL PLAYER NOTES (CONT.)

ILB BENARDRICK MCKINNEY

- Led the team with seven tackles (four solo), to go along with 1.0 sack and two quarterback hits, giving him 11 on the year
- Became the second player in franchise history with at least 100 tackles and 5.0 sacks in a single season, joining Jamie Sharper in 2002
- Notched his fifth sack of the year when he brought down Jaguars QB Blake Bortles for a 1-yard loss on a third down in the second quarter
- Passed Morlon Greenwood (119 in 2007) for the 10th-most tackles in a single season in Texans history
- Set a single-season career-high with his eighth tackle for loss of the year

RB LAMAR MILLER

- Rushed for 63 yards and a touchdown on 22 carries. Also added two receptions for 26 yards for a total of 89 scrimmage yards
- Scored the game-winning touchdown on a 1-yard run in the fourth quarter to give Houston a 21-20 final lead
- It marked his fifth rushing touchdown of the season and 24th of his career
- Topped 4,000 rushing yards for his career
- Tied a season-long with a 16-yard reception in the second quarter (Week 6 vs. Indianapolis)
- Started his 56th consecutive game, which is the second-longest active streak among NFL running backs
- Played in his 67th straight game, which is the third-longest active streak among NFL running backs

K NICK NOVAK

- Scored 13 points on 4-of-4 field goals and one PAT
- With 116 points this season, passed Randy Bullock (104 in 2013), Kris Brown (106 in 2009), Arian Foster (108 in 2010) and Kris Brown (115 in 2007) for the sixth-most points scored in a single season in Texans history

FB JAY PROSCH

- Played in his 46th straight game, which is the fifth-longest active streak among NFL fullbacks

QB TOM SAVAGE

- Entered the game in the second quarter and completed 23-of-36 passes for 260 yards, no touchdowns, no interceptions and an 85.4 passer rating
- His completions, attempts, yards and passer rating totals were all single-game career highs
- It also marked his first game played since Week 15 of the 2014 season at Indianapolis (12/14/14)

OLB BRENNAN SCARLETT

- Played in his first game since Week 6 vs. Indianapolis (10/16) and tallied a career-high four tackles

LS JON WEEKS

- Passed Kevin Walter (109) for the sixth-most career games played in franchise history
- Played in the 110th consecutive regular season game of his career, which is the fourth-longest streak in Texans history

WR WENDALL WILLIAMS

- Played in his first career game and made two receptions for 34 yards. Also returned four punts for 38 yards, averaging 9.5 yards per return, with a long of 25 yards

GAME SUMMARIES



WEEK 16: Houston 12 vs. Cincinnati 10 71,836 • NRG Stadium • Houston, Texas • Dec. 24, 2016



GAME SUMMARY

Christmas came early for the Texans, who locked up the AFC South with a 12-10 win over the Cincinnati Bengals on Saturday night at NRG Stadium. A missed last-second field goal sealed the victory in front of a home crowd.

With the Titans falling to the Jaguars on the road earlier in the afternoon, Houston needed to win to earn their second-consecutive division title and playoff appearance.

Tom Savage made his first career NFL start against Cincinnati. The third-year quarterback and the Texans offense didn't gain much momentum until after halftime. After a scoreless first half, Savage led the Texans on three scoring drives, two field goals and one touchdown. Savage completed 18-of-29 for 176 yards and threw no interceptions. **DeAndre Hopkins** caught three passes for 43 yards, while **C.J. Fiedorowicz** made four catches for 42 yards.

Alfred Blue also got his first start of the season with **Lamar Miller** out with an ankle injury. Blue scored his first touchdown of the year on a 24-yard run in the fourth quarter. He finished the night with 21 carries for 73 yards in the win.

The Texans defense was led by **A.J. Bouye** with nine tackles and three passes defended. Andy Dalton, sacked three times, was 28-of-41 for 268 yards, one touchdown, and one interception. **Whitney Mercilus** recorded two sacks, two quarterback hits, and two tackles for loss. **Jadeveon Clowney** had one sack, one quarterback hit and one tackle for loss. **Quintin Demps** had the lone takeaway for the Texans, picking off Dalton's for his third interception in as many weeks.

Nick Novak was 2-for-2, connecting on field goals from 25 and 22 yards. Novak has now made 16 consecutive field goals, tying the second-longest streak in Texans history.

It was a battle of the defenses in the first half, with each team punting six times. The Bengals took a 3-0 lead heading into the locker room after Bengals kicker Randy Bullock connected on a 43-yard field goal as time expired in the second quarter.

After a scoreless first half, the Texans scored on back-to-back possessions to start the third quarter.

Savage orchestrated an 11-play, 68-yard drive resulting in a field goal to open the second half. Novak's 25-yard kick tied the game 3-3 with 9:05 remaining in the third quarter.

Three defensive penalties resulted in first downs for Houston's offense, two defensive pass interference calls on Adam Jones and a roughing the passer call for first down. **Akeem Hunt**'s 24-yard catch-and-run moved the Texans to the Cincinnati six-yard line. Novak's 22-yard field goal gave Houston its first lead with 13:31 left in the fourth quarter, but it would be short-lived.

Dalton, after being intercepted by Demps, returned to the field and threw his first touchdown pass of the day. On third-and-five, Dalton's pass to Brandon LaFell resulted in an 86-yard touchdown. The Bengals took a 10-6 lead with 10:45 left in the game.

Savage kicked off the ensuing drive with three consecutive first downs: **Will Fuller V** had a 19-yard gain followed by an 11-yard run by Savage, and then a 21-yard catch by Hopkins to move the Texans to the Cincinnati 24-yard line. On the next play, Blue's 24-yard touchdown run gave Houston a lead they would never relinquish.

Bullock missed the 43-yard field goal attempt as time expired and Houston earned the 2016 AFC South title in back-to-back seasons.

The Texans will finish their 2016 regular season on the road against the Tennessee Titans.

SCORING

SCORE BY PERIODS	1	2	3	4	OT	Total
Cincinnati Bengals	0	3	0	7	-	10
Houston Texans	0	0	3	9	-	12

SCORING DRIVES

Team	Qtr	Time	Play Description (Extra Point) (Drive info)	CIN	HOU
Bengals	2	0:00	R.Bullock 43 yd. Field Goal (14-67, 4:58)	3	0
Texans	3	9:05	N.Novak 25 yd. Field Goal (11-68, 5:55)	3	3
Texans	4	13:31	N.Novak 22 yd. Field Goal (12-71, 6:34)	3	6
Bengals	4	10:45	B.LaFell 86 yd. pass from A.Dalton (R.Bullock kick) (3-91, 0:55)	10	6
Texans	4	8:41	A.Blue 24 yd. run (kick blocked) (4-75, 2:04)	10	12

TEAM STATISTICS

	BENGALS	TEXANS
TOTAL FIRST DOWNS	15	17
THIRD DOWN EFFICIENCY	7-16-44%	4-14-29%
FOURTH DOWN EFFICIENCY	1-1-100%	0-0-0%
TOTAL NET YARDS	294	250
NET YARDS RUSHING	50	95
NET YARDS PASSING	244	155
PASS ATTEMPTS-COMPLETIONS-HAD INTERCEPTED	41-28-1	29-18-0
KICKOFFS Number-In End Zone-Touchbacks	2-2-2	4-0-0
PUNTS Number and Average	8-45.8	8-46.4
Net Punting Average	41.8	44.5
FGs - PATs Had Blocked	0-0	0-1
TOTAL RETURN YARDAGE (Not Including Kickoffs)	15	32
PENALTIES Number and Yards	6-60	3-25
FUMBLES Number and Lost	1-0	1-0
TOUCHDOWNS	1	1
EXTRA POINTS Made-Attempts	1-1	0-1
FIELD GOALS Made-Attempts	1-2	2-2
RED ZONE EFFICIENCY	0-0-0%	0-2-0%
GOAL TO GO EFFICIENCY	0-0-0%	0-2-0%
SAFETIES	0	0
FINAL SCORE	10	12
TIME OF POSSESSION	28:54	31:06

INDIVIDUAL STATISTICS

RUSHING (Att-Yds): Cincinnati, R. Burkhead 12-42, J. Hill 7-8. Houston, A. Blue 21-73, T. Savage 1-11, A. Hunt 1-6, J. Prosch 1-5.

PASSING (C-A-Y-I): Cincinnati, A. Dalton 28-41-268-1. Houston, T. Savage 18-29-176-0.

RECEIVING (Rec-Yds): Cincinnati, C. Core 8-39, B. LaFell 6-130, C. Uzomah 5-28, R. Burkhead 4-25, T. Boyd 2-25, R. Hewitt 1-8, J. Wright 1-8, A. Erickson 1-5. Houston, C. Fiedorowicz 4-42, A. Blue 4-17, D. Hopkins 3-43, W. Fuller V 3-39, A. Hunt 2-28, K. Mumfery 2-7.

SACKS (Sk-Yds): Cincinnati, M. Johnson 0.5-2.5, G. Atkins 1-7, W. Gilberry 1.5-8.5, W. Clarke 1-3. Houston, W. Mercilus 2-14, J. Clowney 1-10.

INTERCEPTIONS (Int-Yds): Cincinnati, none. Houston, Q. Demps 1-0.

TACKLES (S-A-T): Cincinnati, K. Dansby 5-5-10, V. Rey 3-4-7, G. Iloka 3-3-6, M. Johnson 2-2-4, D. Peko 1-3-4, G. Atkins 3-0-3, S. Williams 3-0-3, W. Gilberry 2-1-3, P. Sims 2-1-3, W. Clarke 2-0-2, N. Vigil 2-0-2, R. Maualuga 2-0-2, A. Jones 2-0-2, D. Dennard 1-0-1, D. Kirkpatrick 1-0-1, C. Dunlap 1-0-1, J. Shaw 1-0-1, M. Hunt 0-1-1. Houston, A. Bouye 9-0-9, B. McKinney 5-2-7, A. Hal 4-3-7, Q. Demps 3-4-7, B. Cushing 3-2-5, W. Mercilus 3-0-3, C. Moore 3-0-3, E. Pleasant 2-1-3, K. Jackson 2-1-3, J. Clowney 1-2-3, J. Joseph 2-0-2, C. Covington 0-2-2, D. Reader 0-2-2, V. Wilfork 1-0-1, A. Smith 1-0-1, J. Simon 0-1-1.

MISSED FIELD GOAL: Cincinnati, R. Bullock 43WR. Houston, none.

TEAM NOTES

THE TEXANS

- Clinched their second straight AFC South title and fourth in the last • Set a franchise single-season record with their seventh home win of the year, giving them a 7-1 final record at home in 2016
- Won their third game in a row, which is the team's longest regular season winning streak since winning five in a row from Week 15 of the 2015 season to Week 2 of this season
- Improved to 5-4 overall and 2-2 at home in the all-time regular season series against the Bengals
- Won their second straight game against the Bengals and fifth in the last six head-to-head matchups
- Improved to 14-16 all-time against the AFC North
- Improved to 27-20 overall and 17-7 at home under Head Coach **Bill O'Brien** (2014-16)
- Held the Bengals to 50 net rushing yards, the second-lowest total by a Texans opponent this season
- Limited Cincinnati to 7-of-16 (44%) on third down

SCORING PLAYS

- 3rd Quarter – K **Nick Novak** made a 25-yard field goal to tie the game at 3-3. It marked his franchise-record 33rd made field goal of the year
- 4th Quarter – **Novak** connected on a 22-yard field goal to give Houston a 6-3 lead. It marked his 16th straight field goal made, which tied for the second-longest streak in Texans history
- 4th Quarter – RB **Alfred Blue** scored his first rushing touchdown of the year on a 24-yard run to give the Texans a 12-10 final advantage

MISCELLANEOUS NOTES

- The following four Texans players were captains for the game: T **Duane Brown**, ILB **Brian Cushing**, CB **Johnathan Joseph** and P **Shane Lechler**
- The following seven Texans players were inactive for the game: G **Oday Aboushi**, DE **Ufomba Kamalu**, RB **Lamar Miller**, CB **Denzel Rice**, OLB **Brennan Scarlett**, G **Josh Walker** and QB **Brandon Weeden**
- The following Texans player was active, but did not play in the game: QB **Brock Osweiler**
- Houston won the toss and elected to defer. Cincinnati received the ball to start the game

INDIVIDUAL PLAYER NOTES

RB ALFRED BLUE

- Led the team and set single-game season highs with 21 rushing attempts for 73 yards and a touchdown. Also tied for the team lead with four receptions for 17 yards
- Scored his first rushing touchdown of the season and fifth of his career on a 24-yard run in the fourth quarter, giving the Texans a 12-10 lead

CB A.J. BOUYE

- Led the team with nine tackles (all solo) and three passes defended
- Tied a single-game career-high with three passes defended, giving him a career-high 15 for the year. Also had three passes defended against Tennessee on Oct. 2, 2016 and against Baltimore on Dec. 21, 2014

DE JADEVEON CLOWNEY

- Finished with three tackles, including 1.0 sack
- Recorded a sack in three straight games for the first time in his career when he brought down Bengals QB Andy Dalton for a 10-yard loss on a third down in the second quarter
- The sack gave him a career-high 6.0 for the year and 10.5 for his career
- With his 14th game played of the regular season, set a single-season career-high, surpassing his previous best of 13 games played in 2015

S QUINTIN DEMPS

- Tied for second on the team with seven tackles (three solo), which tied a single-game season-high (Week 13 at Green Bay)
- Set a single-season career-high with his fifth interception of the year when he picked off Bengals QB Andy Dalton in the fourth quarter. It also marked the second time in his career that he recorded an interception in three straight games (Weeks 4-6 of the 2013 season with Kansas City)

TE C.J. FIEDOROWICZ

- Tied for the team lead with four receptions for 42 receiving yards

S ANDRE HAL

- Tied for second on the team with seven tackles, which also tied a single-game career-high (Nov. 2, 2014 vs. Philadelphia)

WR DeANDRE HOPKINS

- Totaled three receptions for a team-leading 43 receiving yards
- Started his 63rd straight game, which is the second-longest active streak among NFL wide receivers

RB AKEEM HUNT

- Logged a season-long 24-yard reception in the fourth quarter to the Bengals 6-yard line

CB KAREEM JACKSON

- Brought down Bengals WR Cody Core for a 1-yard loss in the first quarter for his third tackle for loss of the season and 13th of his career

P SHANE LECHLER

- Set single-game season highs with eight punts for 371 yards
- Averaged 46.4 gross yards and 44.5 net yards, with a long punt of 55 yards
- Pinned four punts inside the 20-yard line, which tied a single-game season-high and gave him 30 for the year, which is the fourth-most in a single season in Texans history
- With 3,281 punting yards in 2016, moved into seventh place for the most punting yards in a single season in Texans history
- With 69 punts in 2016, passed Matt Turk (67 in 2009) for the 10th-most punts in a single season in Texans history
- Passed Junior Seau (268) for the 22nd-most career games played in NFL history
- Played in his 237th straight game, which is the longest active streak in the NFL

ILB BENARDRICK McKINNEY

- Tied for second on the team with seven tackles, including five solo stops
- With 128 total tackles in 2016, passed DeMeco Ryans (127 in 2007) for the eighth-most tackles in a single season in Texans history

OLB WHITNEY MERCILUS

- Totaled three solo tackles, including 2.0 sacks, which tied a single-game season-high
- Recorded his second multiple-sack game of the season and 11th of his career
- Sacked Bengals QB Andy Dalton for an 8-yard loss in the third quarter
- Brought down Dalton for a 6-yard loss in the fourth quarter, giving him a team-leading 7.5 sacks for the season and 37.5 for his career

INDIVIDUAL PLAYER NOTES (CONT.)

K NICK NOVAK

- With 34 made field goals in 2016, passed Neil Rackers (32 in 2011) for the most field goals made in a single season in Texans history
- Extended his streak of consecutive field goals made to 16, which is tied for the second-longest streak in Texans history
- Became the sixth player in Texans history to surpass 200 total points
- Made a 25-yard field goal in the third quarter to tie the game at 3-3 and a 22-yard field goal in the fourth quarter to give Houston a 6-3 lead

FB JAY PROSCH

- Played in his 47th straight game, which is the fifth-longest active streak among NFL fullbacks

QB TOM SAVAGE

- Completed 18-of-29 passes for 176 yards and a 79.1 passer rating
- Connected on 6-of-7 passes for 53 yards and a 98.2 passer rating on the opening drive of the second half, which led to a 25-yard field goal by K Nick Novak to tie the game at 3-3
- Logged a career-long 11-yard run in the fourth quarter

LS JON WEEKS

- Played in the 111th consecutive regular season game of his career, which is the fourth-longest streak in Texans history

NT VINCE WILFORK

- Brought down Bengals RB Jeremy Hill for a 2-yard loss in the first quarter for his second tackle for loss of the year and 30th of his career

GAME SUMMARIES



WEEK 17: Houston 17 at Tennessee 24

65,205 • Nissan Stadium • Nashville, Tenn. • Jan 1., 2017



GAME SUMMARY

The Texans fell 24-17 to the Tennessee Titans in the final game of the 2016 regular season.

Tom Savage started the game but left early in the second quarter, and was ruled out with a concussion at halftime. He was 5-of-8 for 25 yards. **Brock Osweiler**, who finished the game, was 21-of-40 for 253 yards, passing for one touchdown and rushing for another. **DeAndre Hopkins** led all Texans receivers with seven catches for 123 yards.

The Texans defense, which was without starters **Jadeveon Clowney**, **Johnathan Joseph**, **Brian Cushing**, and **John Simon**, was led by cornerback **Denzel Rice** with a team-high nine tackles. Rookie **Joel Heath** recorded his first two career NFL sacks.

On the Texans opening series, a sack on Savage resulted in a fumble recovery in the endzone by Titans defensive end Daquan Jones. Tennessee took an early 7-0 lead with 9:57 left in the first quarter.

With 7:19 left in the second quarter, **Quintin Demps** intercepted Matt Cassel and added a 19-yard return to knock the Titans out of field goal range. This was Demps fourth straight game with an interception.

Cassel threw his first touchdown pass with 0:23 left in the first half. Richard Mathew's two-yard catch gave the Titans a 14-0 lead heading into halftime.

Osweiler orchestrated the Texans first touchdown drive of the day on the opening drive of the second half. On fourth-and-goal, **C.J. Fiedorowicz** caught a four-yard touchdown pass to cap off a 13-play, 81-yard drive. The Texans converted five first downs, including two on big plays to Hopkins and **Will Fuller V**. Houston trailed 14-7 with 10:39 left in the third quarter.

Tennessee responded with a two-yard touchdown run by Derrick Henry on the next drive to extend the Titans lead, 21-7.

With 3:11 left in the game, Osweiler ended a 14-play, 75-yard drive with a one-yard scramble into the endzone. Houston cut the Titans advantage to 24-17, but were unable to complete the comeback.

Houston, after earning back-to-back division titles, returns home for the AFC Wildcard Playoff game at NRG Stadium.

SCORING

SCORE BY PERIODS	1	2	3	4	OT	Total
Houston Texans	0	0	10	7	-	17
Tennessee Titans	7	7	7	3	-	24

SCORING DRIVES

Team	Qtr	Time	Play Description (Extra Point) (Drive info)	HOU	TEN
Titans	1	9:57	D.Jones fumble recovery in end zone (R.Succop kick)	0	7
Titans	2	0:23	R.Mathews 2 yd. pass from M.Cassel (R.Succop kick) (7-36, 2:08)	0	14
Texans	3	10:31	C.Fiedorowicz 4 yd. pass from B.Osweiler (N.Novak kick) (13-81, 4:29)	7	14
Titans	3	4:44	D.Henry 2 yd. run (R.Succop kick) (10-55, 5:47)	7	21
Texans	3	1:11	N.Novak 26 yd. Field Goal (8-67, 3:33)	10	21
Titans	4	8:30	R.Succop 35 yd. Field Goal (13-57, 7:41)	10	24
Texans	4	3:11	B.Osweiler 1 yd. run (N.Novak kick) (14-75, 5:19)	17	24

TEAM STATISTICS

	TEXANS	TITANS
TOTAL FIRST DOWNS	20	16
THIRD DOWN EFFICIENCY	3-15-20%	9-15-60%
FOURTH DOWN EFFICIENCY	4-6-67%	0-0-0%
TOTAL NET YARDS	289	236
NET YARDS RUSHING	46	103
NET YARDS PASSING	243	133
PASS ATTEMPTS-COMPLETIONS-HAD INTERCEPTED	48-26-0	26-16-1
KICKOFFS Number-In End Zone-Touchbacks	4-0-0	5-4-3
PUNTS Number and Average	3-47.3	5-42.2
Net Punting Average	33.7	41.0
FGs - PATs Had Blocked	0-0	0-0
TOTAL RETURN YARDAGE (Not Including Kickoffs)	25	41
PENALTIES Number and Yards	6-35	7-50
FUMBLES Number and Lost	1-1	0-0
TOUCHDOWNS	2	3
EXTRA POINTS Made-Attempts	2-2	3-3
FIELD GOALS Made-Attempts	1-2	1-1
RED ZONE EFFICIENCY	2-3-67%	2-3-67%
GOAL TO GO EFFICIENCY	2-3-67%	2-3-67%
SAFETIES	0	0
FINAL SCORE	17	24
TIME OF POSSESSION	29:08	30:52

INDIVIDUAL STATISTICS

RUSHING (Att-Yds): Houston, A. Blue 11-28, J. Grimes 8-16, T. Savage 2-1, B. Osweiler 1-1. Tennessee, D. Henry 15-65, D. Murray 11-21, M. Mariani 1-15, M. Cassel 2-2.

PASSING (C-A-Y-I): Houston, B. Osweiler 21-40-253-0, T. Savage 5-8-25-0. Tennessee, M. Cassel 16-26-150-1.

RECEIVING (Rec-Yds): Houston, D. Hopkins 7-123, J. Grimes 4-33, W. Fuller V 3-24, K. Mumfery 3-23, A. Blue 3-12, W. Williams 2-41, C. Fiedorowicz 2-12, R. Griffin 2-10. Tennessee, R. Matthews 9-114, D. Walker 5-35, D. Henry 1-3, D. Murray 1-(-2).

SACKS (Sk-Yds): Houston, C. Covington 1-2, J. Heath 2-11, U. Kamalu 1-4. Tennessee, J. Casey 2-14, S. Spence 1-15, D. Stafford 1-6.

INTERCEPTIONS (Int-Yds): Houston, Q. Demps 1-19. Tennessee, none.

TACKLES (S-A-T): Houston, D. Rice 6-3-9, C. Covington 4-1-5, M. Bullough 3-2-5, E. Pleasant 4-0-4, A. Hal 3-1-4, B. Scarlett 1-3-4, J. Heath 3-0-3, C. Moore 3-0-3, A. Bouye 2-1-3, U. Kamalu 2-0-2, R. Nelson 2-0-2, W. Mercilus 1-1-2, D. Reader 1-1-2, K. Jackson 1-1-2, Q. Demps 1-0-1, B. Peters 1-0-1, B. McKinney 1-0-1. Tennessee, A. Williamson 5-2-7, J. Casey 4-2-6, W. Woodyard 4-1-5, S. Spence 3-2-5, D. Morgan 2-3-5, D. Searcy 4-0-4, A. Blake 2-2-4, K. Byard 2-1-3, L. Sims 2-1-3, An. Woods 2-1-3, B. McCain 2-1-3, R. Johnson 2-0-2, Au. Johnson 1-1-2, D. Stafford 1-0-1, B. Orakpo 1-0-1, B. Brinkley 1-0-1, A. Woods 1-0-1, D. Jones 0-1-1.

MISSED FIELD GOAL: Houston, N. Novak 45RU. Tennessee, none.

TEAM NOTES

THE TEXANS

- Finished the regular season with a 9-7 overall record and a 2-6 mark on the road
- Ended the season with a 5-1 record against AFC South opponents, tied for the best single-season mark in franchise history
- Allowed 4,821 total net yards and 272 first downs in 2016, both of which are the second-lowest single-season totals in Texans history
- Allowed 36 total touchdowns in 2016, which is tied for the second-lowest single-season mark in franchise history
- Gave up 1,595 net rushing yards in 2016, which is the third-lowest single-season total in Texans history
- Allowed 328 total points in 2016, which is the fourth-lowest single-season total in Texans history
- Allowed 3,226 net passing yards in 2016, which is the fifth-lowest single-season total in franchise history
- Gave up 1,135 kickoff return yards in 2016, which is the fourth-lowest single-season total in team history
- Tied a franchise single-game record with four fourth-down conversions. The only other time Houston recorded that many fourth-down conversions in a game was on Dec. 13, 2010 against Baltimore
- Scored 17 points in the second half, which is the team's second-highest total in the second half of any game this season

SCORING PLAYS

- 3rd Quarter – QB **Brock Osweiler** threw a 4-yard touchdown pass to TE **C.J. Fiedorowicz** to cut Houston's deficit to 14-7
- 3rd Quarter – K **Nick Novak** made a 26-yard field goal to decrease the Texans' deficit to 21-10
- 4th Quarter – **Osweiler** scored a 1-yard rushing touchdown to cut Tennessee's lead to 24-17

MISCELLANEOUS NOTES

- The following four Texans players were captains for the game: T **Duane Brown**, ILB **Brian Cushing**, S **Quintin Demps** and P **Shane Lechler**
- The following seven Texans players were inactive for the game: DE **Jadeveon Clowney**, ILB **Brian Cushing**, CB **Johnathan Joseph**, RB **Lamar Miller**, FB **Jay Prosch**, OLB **John Simon** and QB **Brandon Weeden**
- The following Texans player was active, but did not play in the game: G **Josh Walker**
- Houston won the toss and elected to defer. Tennessee received the ball to start the game

INDIVIDUAL PLAYER NOTES

CB A.J. BOUYE

- Finished with three tackles (two solo), one tackle for loss and one pass defended
- With two tackles for loss in 2016, set a single-season career-high
- Finished the regular season with a team-leading career-high 16 passes defended

ILB MAX BULLOUGH

- Tied a single-game season-high with five tackles, including three solo stops
- Set a single-season career-high with 19 total tackles in 2016

DE CHRISTIAN COVINGTON

- Tied for second on the team with five tackles (four solo), while adding 1.0 sack and his first career pass defended
- Registered his first sack of the season and third of his career when he brought down Titans QB Matt Cassel for a 2-yard loss in the fourth quarter

S QUINTIN DEMPS

- Recorded an interception in his fourth straight game, which is the longest streak of his career, when he picked off Titans QB Matt Cassel in the second quarter
- Tied Dunta Robinson (6 in 2004) for the second-most interceptions in a season in Texans history

TE C.J. FIEDOROWICZ

- Scored a touchdown on a 4-yard pass from QB **Brock Osweiler** in the third quarter, giving him a career-high four receiving touchdowns for the season and six for his career

WR WILL FULLER V

- With 47 receptions in 2016, tied Domanick Williams (47 in 2003) for the fourth-most receptions by a rookie in Texans history

DE JOEL HEATH

- Finished with three solo tackles and led the team with 2.0 sacks, the first of his career
- Became the sixth rookie in franchise history and first since Whitney Mercilus in 2012 to record 2.0 sacks in a game
- Made his first career sack when he brought down Titans QB Matt Cassel for a 4-yard loss in the first quarter
- Sacked Cassel for a 7-yard loss in the fourth quarter

WR DeANDRE HOPKINS

- Recorded seven receptions for a season-high 123 yards, marking his second 100-yard game of the season
- Passed Andre Johnson (311 from 2003-06) for the most receptions (312) in the first four years of a player's career in Texans history
- Tied Andre Johnson (13 from 2003-06) for the most 100-yard receiving games in the first four years of a player's career in franchise history
- Logged a season-long 51-yard reception in the third quarter, which led to a field goal by the Texans
- Started his 64th straight game, which is the second-longest active streak among NFL wide receivers

CB KAREEM JACKSON

- Tied Dunta Robinson (396) for the fourth-most career tackles in Texans history
- Played in the 100th regular season game of his career, which ties Owen Daniels for the eighth-most in Texans history

DE UFOMBA KAMALU

- Finished with two solo tackles, both for loss, and 1.0 sack
- Registered his first career sack when he brought down Titans QB Matt Cassel for a 4-yard loss in the fourth quarter

P SHANE LECHLER

- Punted three times for 142 yards, averaging 47.3 gross yards and 33.7 net yards per punt with a long of 49 yards
- Finished the regular season with a 47.5 gross average, which is the second-highest single-season average in franchise history
- Finished the regular season with only three touchbacks on punts, which is the lowest single-season total of his career
- Tied Tony Gonzalez (270) for the 21st-most career games played in NFL history
- Played in his 238th straight game, which is the longest active streak in the NFL

K NICK NOVAK

- Scored five points after making 1-of-2 field goal attempts and 2-of-2 extra points
- Set a single-season career-high with his 35th made field goal of the year
- Passed Kris Brown (124 in 2008) and Neil Rackers (124 in 2010) for the fourth-most points scored in a single season in Texans history

INDIVIDUAL PLAYER NOTES (CONT.)

QB BROCK OSWEILER

- Entered the game in the second quarter after QB **Tom Savage** exited due to injury and completed 21-of-40 passes for 253 yards, one touchdown and an 80.5 passer rating
- Threw a 4-yard touchdown pass to TE **C.J. Fiedorowicz** in the third quarter, marking his 15th passing touchdown of the season and 26th of his career
- Scored on a 1-yard touchdown run in the fourth quarter, giving him a career-high two for the season
- Recorded a passing and rushing touchdown in the same game for the first time this season and second time in his career

S EDDIE PLEASANT

- Tied for fourth on the team with four solo tackles, which is a single-game season-high

NT D.J. READER

- Recorded the first pass defended of his career

CB DENZEL RICE

- Led the team with a career-high nine tackles, including six solo stops

QB TOM SAVAGE

- Completed 5-of-8 passes for 25 yards and a 67.2 passer rating before exiting the game in the second quarter due to injury

OLB BRENNAN SCARLETT

- Tied a single-game career-high with four tackles, including one tackle for loss
- Recorded his first career tackle for loss when he brought down Titans TE Delanie Walker for a 1-yard loss in the second quarter

LS JON WEEKS

- Played in the 112th consecutive regular season game of his career, which ties Chris Myers (112 from 2008-14) for the third-longest streak in Texans history
- Tied Chris Myers (112 from 2008-14) for the fifth-most career games played in Texans history

Week 17

National Football League Game Summary

NFL Copyright © 2016 by The National Football League. All rights reserved. This summary and play-by-play is for the express purpose of assisting media in their coverage of the game; any other use of this material is prohibited without the written permission of the National Football League. Updated: 1/2/2017

Date: Sunday, 1/1/2017

Houston Texans at Tennessee Titans

Start Time: 12:02 PM Central

at Nissan Stadium, Nashville, Tennessee

Game Day Weather

Game Weather: Cloudy

Temp: 52° F (11.1° C) Humidity: 97%, Wind: SSW 7 mph

Played Outdoors on Turf: Grass

Outdoor Weather: Cloudy, Wind Chill: 49

Officials

Referee: Vinovich, Bill (52)

Umpire: Stritesky, Bruce (102)

Head Linesman: McKinnely, Phil (110)

Line Judge: Perlman, Mark (9)

Side Judge: Cavaletto, Gary (60)

Field Judge: Banks, Michael (72)

Back Judge: Meyer, Greg (78)

Replay Official: Lewis, Darryll ()

Lineups

Houston Texans

Offense			Defense		
WR	10	D.Hopkins	RDE	98	D.Reader
LT	76	D.Brown	NT	75	V.Wilfork
LG	71	X.Su'a-Filo	LDE	93	J.Heath
C	65	G.Mancz	SAM	59	W.Mercilus
RG	79	J.Allen	MIKE	53	M.Bullough
RT	74	C.Clark	WILL	55	B.McKinney
TE	87	C.Fiedorowicz	JACK	50	A.Dent
WR	15	W.Fuller	LCB	25	K.Jackson
QB	3	T.Savage	RCB	21	A.Bouye
TE	84	R.Griffin	FS	43	C.Moore
RB	28	A.Blue	SS	27	Q.Demps

Tennessee Titans

Offense			Defense		
WR	18	R.Matthews	DE	90	D.Jones
TE	80	A.Fasano	NT	96	A.Woods
LT	77	T.Lewan	DT	99	J.Casey
LG	67	Q.Spain	OLB	91	D.Morgan
C	60	B.Jones	ILB	59	W.Woodyard
RG	64	J.Kline	ILB	54	A.Williamson
RT	78	J.Conklin	OLB	98	B.Orakpo
WR	83	H.Douglas	CB	23	B.McCain
QB	16	M.Cassel	SS	21	D.Searcy
TE	71	D.Kelly	FS	31	K.Byard
RB	29	D.Murray	CB	36	L.Sims

Substitutions

K 8 N.Novak, P 9 S.Lechler, WR 12 K.Mumphery, QB 17 B.Osweiler, S 20 D.Jones, DB 22 D.Rice, S 29 A.Hal, CB 32 R.Nelson, RB 33 A.Hunt, RB 34 T.Ervin, S 35 E.Pleasant, RB 41 J.Grimes, LS 46 J.Weeks, ILB 52 B.Peters, OLB 57 B.Scarlett, T 63 K.Lamm, C 68 T.Bergstrom, G 78 O.Aboushi, WR 82 W.Williams, TE 89 S.Anderson, DE 94 A.Smith, DE 95 C.Covington, DE 97 U.Kamalu

Substitutions

K 4 R.Succop, P 6 B.Kern, WR 10 T.McBride, WR 19 T.Sharpe, DB 20 D.Smith, RB 22 D.Henry, S 24 D.Stafford, S 25 R.Johnson, RB 26 A.Andrews, CB 37 K.Reed, FB 45 J.Fowler, CB 47 A.Blake, LS 48 B.Brinkley, LB 50 N.Palmer, OLB 52 A.Wallace, LB 55 S.Spence, LB 57 J.Staples, C/G 62 B.Schwenke, NT 75 An.Woods, TE 82 D.Walker, WR 87 M.Mariani, TE 89 P.Supernaw, DL 94 Au.Johnson

Did Not Play

G 73 J.Walker

QB 11 A.Tanney

Not Active

QB 5 B.Weeden, CB 24 J.Joseph, RB 26 L.Miller, FB 45 J.Prosch, OLB 51 J.Simon, ILB 56 B.Cushing, DE 90 J.Clowney

Did Not Play

WR 13 K.Wright, CB 30 J.McCourty, DB 35 C.Riley, OLB 51 D.Bass, G 79 S.Tretola, TE 88 J.Amaro, DE 95 A.Blackson

Field Goals (made () & missed)

		N.Novak		R.Succop			
		45RU (26)		(35)			
		1	2	3	4	OT	Total
VISITOR:	Houston Texans	0	0	10	7	0	17
HOME:	Tennessee Titans	7	7	7	3	0	24

Scoring Plays

Team	Qtr	Time	Play Description (Extra Point) (Drive Info)	Visitor	Home
Titans	1	9:57	D.Jones fumble recovery in end zone (R.Succop kick)	0	7
Titans	2	0:23	R.Matthews 2 yd. pass from M.Cassel (R.Succop kick) (7-36, 2:08)	0	14
Texans	3	10:31	C.Fiedorowicz 4 yd. pass from B.Osweiler (N.Novak kick) (13-81, 4:29)	7	14
Titans	3	4:44	D.Henry 2 yd. run (R.Succop kick) (10-55, 5:47)	7	21
Texans	3	1:11	N.Novak 26 yd. Field Goal (8-67, 3:33)	10	21
Titans	4	8:30	R.Succop 35 yd. Field Goal (13-57, 7:41)	10	24
Texans	4	3:11	B.Osweiler 1 yd. run (N.Novak kick) (14-75, 5:19)	17	24

Paid Attendance: 65,205

Time: 3:11

Houston Texans vs Tennessee Titans
1/1/2017 at Nissan Stadium

Final Individual Statistics

Houston Texans									Tennessee Titans													
RUSHING			ATT	YDS	AVG	LG	TD		RUSHING			ATT	YDS	AVG	LG	TD						
A.Blue			11	28	2.5	10	0		D.Henry			15	65	4.3	14	1						
J.Grimes			8	16	2.0	8	0		D.Murray			11	21	1.9	7	0						
T.Savage			2	1	0.5	2	0		M.Mariani			1	15	15.0	15	0						
B.Osweiler			1	1	1.0	1	1		M.Cassel			2	2	1.0	3	0						
Total			22	46	2.1	10	1		Total			29	103	3.6	15	1						
PASSING			ATT	CMP	YDS	SK/YD	TD	LG	IN	RT	PASSING			ATT	CMP	YDS	SK/YD	TD	LG	IN	RT	
B.Osweiler			40	21	253	3/20	1	51	0	80.5	M.Cassel			26	16	150	4/17	1	50	1	74.2	
T.Savage			8	5	25	1/15	0	8	0	67.2												
Total			48	26	278	4/35	1	51	0	78.3	Total			26	16	150	4/17	1	50	1	74.2	
PASS RECEIVING			TAR	REC	YDS	AVG	LG	TD	PASS RECEIVING			TAR	REC	YDS	AVG	LG	TD					
D.Hopkins			11	7	123	17.6	51	0	R.Matthews			13	9	114	12.7	50	1					
J.Grimes			5	4	33	8.3	12	0	D.Walker			8	5	35	7.0	15	0					
W.Fuller			7	3	24	8.0	14	0	D.Henry			1	1	3	3.0	3	0					
K.Mumphery			4	3	23	7.7	10	0	D.Murray			1	1	-2	-2.0	-2	0					
A.Blue			4	3	12	4.0	7	0	T.Sharpe			2	0	0	0.0	0	0					
W.Williams			4	2	41	20.5	26	0														
C.Fiedorowicz			7	2	12	6.0	8	1														
R.Griffin			4	2	10	5.0	9	0														
S.Anderson			1	0	0	0.0	0	0														
Total			47	26	278	10.7	51	1	Total			25	16	150	9.4	50	1					
INTERCEPTIONS			NO	YDS	AVG	LG	TD	INTERCEPTIONS			NO	YDS	AVG	LG	TD							
Q.Demps			1	19	19.0	19	0															
Total			1	19	19.0	19	0	Total			0	0	0	0	0							
PUNTING			NO	YDS	AVG	NET	TB	IN20	LG	PUNTING			NO	YDS	AVG	NET	TB	IN20	LG			
S.Lechler			3	142	47.3	33.7	0	0	49	B.Kern			5	211	42.2	41.0	0	5	48			
Total			3	142	47.3	33.7	0	0	49	Total			5	211	42.2	41.0	0	5	48			
PUNT RETURNS			NO	YDS	AVG	FC	LG	TD	PUNT RETURNS			NO	YDS	AVG	FC	LG	TD					
T.Ervin			2	6	3.0	2	7	0	M.Mariani			3	41	13.7	0	18	0					
[OUT OF BOUNDS]			1	0	0.0	0	0	0														
Total			2	6	3.0	2	7	0	Total			3	41	13.7	0	18	0					
KICKOFF RETURNS			NO	YDS	AVG	FC	LG	TD	KICKOFF RETURNS			NO	YDS	AVG	FC	LG	TD					
A.Hunt			2	29	14.5	0	19	0	A.Andrews			2	5	2.5	0	5	0					
[TOUCHBACK]			3	0	0.0	0	0	0	M.Mariani			1	19	19.0	0	19	0					
Total			2	29	14.5	0	19	0	Total			3	24	8.0	0	19	0					

Houston Texans

FUMBLES	FUM	LOST	OWN-REC	YDS	TD	FORCED	OPP-REC	YDS	TD	OUT-BDS
T.Savage	1	1	0	0	0	0	0	0	0	0
Total	1	1	0	0	0	0	0	0	0	0

Tennessee Titans

FUMBLES	FUM	LOST	OWN-REC	YDS	TD	FORCED	OPP-REC	YDS	TD	OUT-BDS
S.Spence	0	0	0	0	0	1	0	0	0	0
D.Jones	0	0	0	0	0	0	1	0	1	0
Total	0	0	0	0	0	1	1	0	1	0

Houston Texans vs Tennessee Titans

1/1/2017 at Nissan Stadium

Final Team Statistics

	Visitor Texans	Home Titans
TOTAL FIRST DOWNS	20	16
By Rushing	6	6
By Passing	13	9
By Penalty	1	1
THIRD DOWN EFFICIENCY	3-15-20%	9-15-60%
FOURTH DOWN EFFICIENCY	4-6-67%	0-0-0%
TOTAL NET YARDS	289	236
Total Offensive Plays (inc. times thrown passing)	74	59
Average gain per offensive play	3.9	4.0
NET YARDS RUSHING	46	103
Total Rushing Plays	22	29
Average gain per rushing play	2.1	3.6
Tackles for a loss-number and yards	3-6	4-6
NET YARDS PASSING	243	133
Times thrown - yards lost attempting to pass	4-35	4-17
Gross yards passing	278	150
PASS ATTEMPTS-COMPLETIONS-HAD INTERCEPTED	48-26-0	26-16-1
Avg gain per pass play (inc.# thrown passing)	4.7	4.4
KICKOFFS Number-In End Zone-Touchbacks	4-0-0	5-4-3
PUNTS Number and Average	3-47.3	5-42.2
Had Blocked	0	0
FGs - PATs Had Blocked	0-0	0-0
Net Punting Average	33.7	41.0
TOTAL RETURN YARDAGE (Not Including Kickoffs)	25	41
No. and Yards Punt Returns	2-6	3-41
No. and Yards Kickoff Returns	2-29	3-24
No. and Yards Interception Returns	1-19	0-0
PENALTIES Number and Yards	6-35	7-50
FUMBLES Number and Lost	1-1	0-0
TOUCHDOWNS	2	3
Rushing	1	1
Passing	1	1
Fumbles	0	1
EXTRA POINTS Made-Attempts	2-2	3-3
Kicking Made-Attempts	2-2	3-3
FIELD GOALS Made-Attempts	1-2	1-1
RED ZONE EFFICIENCY	2-3-67%	2-3-67%
GOAL TO GO EFFICIENCY	2-3-67%	2-3-67%
SAFETIES	0	0
FINAL SCORE	17	24
TIME OF POSSESSION	29:08	30:52

Houston Texans vs Tennessee Titans

1/1/2017 at Nissan Stadium

Ball Possession And Drive Chart

Houston Texans

#	Time Recd	Time Lost	Time Poss	How Ball Obtained	Drive Began	# Play	Yds Gain	Yds Pen	Net Yds	1st Down	Last Scrm	How Given Up
1	11:17	9:57	1:20	Punt	HST 14	3	-14	0	-14	0	HST 15	Fumble
2	9:57	7:53	2:04	Kickoff	HST 13	3	7	0	7	0	HST 20	Punt
3	4:37	3:28	1:09	Punt	HST 14	3	3	0	3	0	HST 17	Punt
4	2:26	10:42	6:44	Punt	HST 19	16	36	5	41	4	TEN 34	Downs
5	7:09	4:19	2:50	Interception	HST 40	7	33	0	33	2	TEN 27	Missed FG
6	3:10	2:31	0:39	Punt	HST 10	3	-7	0	-7	0	HST 3	Punt
7	0:23	0:00	0:23	Kickoff	HST 25	1	-1	0	-1	0	HST 25	End of Half
8	15:00	10:31	4:29	Kickoff	HST 19	13	76	5	81	6	* TEN 4	Touchdown
9	4:44	1:11	3:33	Kickoff	HST 25	8	72	-5	67	2	* TEN 8	Field Goal
10	8:30	3:11	5:19	Kickoff	HST 25	14	75	0	75	5	* TEN 1	Touchdown
11	0:53	0:15	0:38	Punt	HST 18	5	9	0	9	1	HST 27	Downs

(222) Average HST 20

Tennessee Titans

#	Time Recd	Time Lost	Time Poss	How Ball Obtained	Drive Began	# Play	Yds Gain	Yds Pen	Net Yds	1st Down	Last Scrm	How Given Up
1	15:00	11:17	3:43	Kickoff	TEN 22	6	17	0	17	1	TEN 39	Punt
2	7:53	4:37	3:16	Punt	HST 46	4	7	-5	2	1	HST 44	Punt
3	3:28	2:26	1:02	Punt	TEN 41	3	3	0	3	0	TEN 44	Punt
4	10:42	7:09	3:33	Downs	TEN 41	6	27	0	27	2	HST 32	Interception
5	4:19	3:10	1:09	Missed FG	TEN 35	3	7	0	7	0	TEN 42	Punt
6	2:31	0:23	2:08	Punt	HST 36	7	36	0	36	3	* HST 2	Touchdown
7	10:31	4:44	5:47	Kickoff	TEN 45	10	50	5	55	4	* HST 2	Touchdown
8	1:11	8:30	7:41	Kickoff	TEN 26	13	62	-5	57	3	* HST 17	Field Goal
9	3:11	0:53	2:18	Kickoff	TEN 11	7	28	0	28	2	TEN 39	Punt
10	0:15	0:00	0:15	Downs	HST 26	1	-1	0	-1	0	HST 26	End of Game

(413) Average TEN 41

* inside opponent's 20

Time of Possession by Quarter

	1st	2nd	3rd	4th	OT	Total
Visitor Houston Texans	6:59	8:10	8:02	5:57		29:08
Home Tennessee Titans	8:01	6:50	6:58	9:03		30:52

Kickoff Drive No.-Start Average

Texans: 5 - HST 21

Titans: 3 - TEN 20

Final Defensive Statistics

Houston Texans

Regular Defensive Plays

Special Teams

Misc

	TKL	AST	COMB	SK	/ YDS	TFL	Q	IN	PD	FF	FR	TKL	AST	FF	FR	BL	TKL	AST	FF	FR
D.Rice	6	3	9	0	0	0	0	0	0	0	0	0	0	0	0	0	0	0	0	0
C.Covington	4	1	5	1	2	1	0	0	1	0	0	0	0	0	0	0	0	0	0	0
M.Bullough	3	2	5	0	0	0	0	0	0	0	0	0	0	0	0	0	0	0	0	0
E.Pleasant	4	0	4	0	0	0	0	0	0	0	0	0	0	0	0	0	0	0	0	0
A.Hal	3	1	4	0	0	0	0	0	0	0	0	0	0	0	0	0	0	0	0	0
B.Scarlett	1	3	4	0	0	1	0	0	0	0	0	0	0	0	0	0	0	0	0	0
J.Heath	3	0	3	2	11	2	2	0	0	0	0	0	0	0	0	0	0	0	0	0
C.Moore	3	0	3	0	0	0	0	0	0	0	0	2	0	0	0	0	0	0	0	0
A.Bouye	2	1	3	0	0	1	0	0	1	0	0	0	0	0	0	0	0	0	0	0
U.Kamalu	2	0	2	1	4	2	1	0	0	0	0	0	0	0	0	0	0	0	0	0
R.Nelson	2	0	2	0	0	0	0	0	0	0	0	0	0	0	0	0	0	0	0	0
W.Mercilus	1	1	2	0	0	0	1	0	0	0	0	0	0	0	0	0	0	0	0	0
D.Reader	1	1	2	0	0	0	0	0	1	0	0	0	0	0	0	0	0	0	0	0
K.Jackson	1	1	2	0	0	0	0	0	0	0	0	0	0	0	0	0	0	0	0	0
Q.Demps	1	0	1	0	0	0	0	1	1	0	0	0	0	0	0	0	0	0	0	0
B.Peters	1	0	1	0	0	1	0	0	0	0	0	1	0	0	0	0	0	0	0	0
B.McKinney	1	0	1	0	0	0	0	0	0	0	0	0	0	0	0	0	0	0	0	0
A.Hunt	0	0	0	0	0	0	0	0	0	0	0	2	0	0	0	0	0	0	0	0
D.Jones	0	0	0	0	0	0	0	0	0	0	0	1	0	0	0	0	0	0	0	0
Total	39	14	53	4	17	8	4	1	4	0	0	6	0	0	0	0	0	0	0	0

TKL = Tackle AST = Assist COMB = Combined QH=QB Hit IN = Interception PD = Pass Defense FF = Forced Fumble FR = Fumble Recovery

Tennessee Titans

Regular Defensive Plays

Special Teams

Misc

	TKL	AST	COMB	SK	/ YDS	TFL	QH	IN	PD	FF	FR	TKL	AST	FF	FR	BL	TKL	AST	FF	FR
A.Williamson	5	2	7	0	0	1	0	0	0	0	0	0	0	0	0	0	0	0	0	0
J.Casey	4	2	6	2	14	2	3	0	1	0	0	0	0	0	0	0	0	0	0	0
W.Woodyard	4	1	5	0	0	1	0	0	0	0	0	1	0	0	0	0	0	0	0	0
S.Spence	3	2	5	1	15	0	1	0	0	1	0	0	0	0	0	0	0	0	0	0
D.Morgan	2	3	5	0	0	0	1	0	0	0	0	0	0	0	0	0	0	0	0	0
D.Searcy	4	0	4	0	0	0	0	0	2	0	0	0	0	0	0	0	0	0	0	0
A.Blake	2	2	4	0	0	0	0	0	1	0	0	0	0	0	0	0	0	0	0	0
K.Byard	2	1	3	0	0	0	0	0	1	0	0	0	0	0	0	0	0	0	0	0
L.Sims	2	1	3	0	0	0	0	0	0	0	0	0	0	0	0	0	0	0	0	0
An.Woods	2	1	3	0	0	0	0	0	0	0	0	0	0	0	0	0	0	0	0	0
B.McCain	2	1	3	0	0	0	0	0	0	0	0	0	0	0	0	0	0	0	0	0
R.Johnson	2	0	2	0	0	0	0	0	0	0	0	0	0	0	0	0	0	0	0	0
Au.Johnson	1	1	2	0	0	0	0	0	0	0	0	0	0	0	0	0	0	0	0	0
D.Stafford	1	0	1	1	6	1	1	0	0	0	0	0	0	0	0	0	0	0	0	0
B.Orakpo	1	0	1	0	0	1	0	0	2	0	0	0	0	0	0	0	0	0	0	0
B.Brinkley	1	0	1	0	0	0	0	0	0	0	0	0	0	0	0	0	0	0	0	0
A.Woods	1	0	1	0	0	0	0	0	0	0	0	0	0	0	0	0	0	0	0	0
D.Jones	0	1	1	0	0	0	0	0	0	0	1	0	0	0	0	0	0	0	0	0
P.Supernaw	0	0	0	0	0	0	0	0	0	0	0	1	1	0	0	0	0	0	0	0
K.Reed	0	0	0	0	0	0	0	0	0	0	0	1	0	0	0	0	0	0	0	0
N.Palmer	0	0	0	0	0	0	0	0	0	0	0	0	1	0	0	0	0	0	0	0
T.Lewan	0	0	0	0	0	0	0	0	0	0	0	0	0	0	0	0	1	0	0	0
Total	39	18	57	4	35	6	6	0	7	1	1	3	2	0	0	0	1	0	0	0

First Half Summary

TIME OF POSSESSION

Texans	15:09
Titans	14:51

Team	Qtr	Time	Play Description (Extra Point) (Drive Info)	Visitor	Home
Titans	1	9:57	D.Jones fumble recovery in end zone (R.Succop kick)	0	7
Titans	2	0:23	R.Matthews 2 yd. pass from M.Cassel (R.Succop kick) (7-36, 2:08)	0	14

Houston Texans									Tennessee Titans										
RUSHING		ATT	YDS	AVG	LG	TD			RUSHING		ATT	YDS	AVG	LG	TD				
A.Blue		5	11	2.2	5	0			D.Murray		7	15	2.1	5	0				
J.Grimes		6	4	0.7	3	0			M.Mariani		1	15	15.0	15	0				
T.Savage		2	1	0.5	2	0			D.Henry		2	7	3.5	7	0				
									M.Cassel		1	3	3.0	3	0				
Total		13	16	1.2	5	0			Total		11	40	3.6	15	0				
PASSING		ATT	CMP	YDS	SK/YD	TD	LG	IN	RT	PASSING		ATT	CMP	YDS	SK/YD	TD	LG	IN	RT
B.Osweiler		11	6	45	2/14	0	15	0	64.6	M.Cassel		17	10	61	1/4	1	25	1	61.2
T.Savage		8	5	25	1/15	0	8	0	67.2										
Total		19	11	70	3/29	0	15	0	65.7	Total		17	10	61	1/4	1	25	1	61.2
PASS RECEIVING		TAR	REC	YDS	AVG	LG	TD			PASS RECEIVING		TAR	REC	YDS	AVG	LG	TD		
D.Hopkins		5	2	23	11.5	15	0			R.Matthews		9	6	49	8.2	25	1		
J.Grimes		2	2	13	6.5	12	0			D.Walker		4	3	14	4.7	8	0		
W.Fuller		3	2	10	5.0	6	0			D.Murray		1	1	-2	-2.0	-2	0		
A.Blue		3	2	5	2.5	6	0			T.Sharpe		2	0	0	0.0	0	0		
K.Mumphery		1	1	10	10.0	10	0												
C.Fiedorowicz		2	1	8	8.0	8	0												
R.Griffin		3	1	1	1.0	1	0												
Total		19	11	70	6.4	15	0			Total		16	10	61	6.1	25	1		

[illegible]

1/1/2017 at Nissan Stadium

First Half Summary

[illegible]

Play By Play**First Quarter**

1/1/2017

HST wins the coin toss and elects to defer. TEN elects to Receive, and HST elects to defend the south goal.

N.Novak kicks 62 yards from HST 35 to TEN 3. M.Mariani to TEN 22 for 19 yards (B.Peters).

Tennessee Titans at 15:00, (1st play from scrimmage 14:54)

- 1-10-TEN 22 (14:54) D.Murray left tackle to TEN 21 for -1 yards (D.Reader; W.Mercilus).
- 2-11-TEN 21 (14:17) D.Murray up the middle to TEN 25 for 4 yards (Q.Demps).
- 3-7-TEN 25 (13:34) (Shotgun) M.Cassel pass short right to D.Walker to TEN 32 for 7 yards (A.Hal).
- 1-10-TEN 32 (12:55) D.Murray right guard to TEN 34 for 2 yards (M.Bullough).
- 2-8-TEN 34 (12:13) D.Murray up the middle to TEN 39 for 5 yards (W.Mercilus).
- 3-3-TEN 39 (11:28) (Shotgun) M.Cassel pass incomplete short right to T.Sharpe (C.Covington) [W.Mercilus].
- 4-3-TEN 39 (11:24) (Punt formation) B.Kern punts 47 yards to HST 14, Center-B.Brinkley, fair catch by T.Ervin.

P1

Houston Texans at 11:17

- 1-10-HST 14 (11:17) (Shotgun) A.Blue right tackle to HST 16 for 2 yards (A.Williamson).
- 2-8-HST 16 (10:48) (No Huddle) T.Savage pass short left to A.Blue to HST 15 for -1 yards (B.Orakpo).
- 3-9-HST 15 (10:04) (Shotgun) T.Savage sacked at HST 7 for -8 yards (S.Spence). FUMBLES (S.Spence) [S.Spence], RECOVERED by TEN-D.Jones at HST 0. TOUCHDOWN.

Tennessee Titans at 9:57

R.Succop extra point is GOOD, Center-B.Brinkley, Holder-B.Kern.

HST 0 TEN 7, 0 plays, 0 yards, 0:00 drive , 5:03 elapsed
--

R.Succop kicks 52 yards from TEN 35 to HST 13. A.Hunt pushed ob at HST 23 for 10 yards (K.Reed).

PENALTY on HST-W.Williams, Illegal Block Above the Waist, 10 yards, enforced at HST 23.

Houston Texans at 9:57, (1st play from scrimmage 9:49)

- 1-10-HST 13 (9:49) T.Savage pass short left to W.Fuller to HST 19 for 6 yards (L.Sims). TEN-L.Sims was injured during the play. His return is Questionable.
- 2-4-HST 19 (9:25) A.Blue left tackle to HST 16 for -3 yards (An.Woods; A.Blake).
- 3-7-HST 16 (8:39) (Shotgun) T.Savage pass short middle to W.Fuller to HST 20 for 4 yards (R.Johnson).
- 4-3-HST 20 (8:05) (Punt formation) S.Lechler punts 44 yards to TEN 36, Center-J.Weeks. M.Mariani to HST 46 for 18 yards (C.Moore).

Tennessee Titans at 7:53

- 1-10-HST 46 (7:53) (Shotgun) M.Cassel pass short right to R.Matthews to HST 36 for 10 yards (B.McKinney).
- 1-10-HST 36 (7:17) M.Cassel sacked at HST 40 for -4 yards (J.Heath).
- 2-14-HST 40 (6:31) PENALTY on TEN-M.Cassel, Delay of Game, 5 yards, enforced at HST 40 - No Play.
- 2-19-HST 45 (6:12) M.Cassel pass short left to D.Murray to HST 47 for -2 yards (A.Bouye).
- 3-21-HST 47 (5:27) (Shotgun) M.Cassel scrambles left guard to HST 44 for 3 yards (E.Pleasant).
- 4-18-HST 44 (4:45) (Punt formation) B.Kern punts 30 yards to HST 14, Center-B.Brinkley, fair catch by T.Ervin.

P2

Houston Texans at 4:37

- 1-10-HST 14 (4:37) T.Savage pass incomplete short right to A.Blue (K.Byard).
- 2-10-HST 14 (4:30) (Shotgun) A.Blue right tackle to HST 17 for 3 yards (D.Morgan; K.Byard).
- 3-7-HST 17 (3:45) (Shotgun) T.Savage pass incomplete short middle to C.Fiedorowicz.
- 4-7-HST 17 (3:40) (Punt formation) S.Lechler punts 49 yards to TEN 34, Center-J.Weeks. M.Mariani to TEN 41 for 7 yards (C.Moore).

Tennessee Titans at 3:28

- 1-10-TEN 41 (3:28) D.Murray left end to TEN 44 for 3 yards (M.Bullough).
- 2-7-TEN 44 (2:49) M.Cassel pass incomplete deep right to R.Matthews.
- 3-7-TEN 44 (2:43) (Shotgun) M.Cassel pass incomplete short left to D.Walker.
- 4-7-TEN 44 (2:38) (Punt formation) B.Kern punts 44 yards to HST 12, Center-B.Brinkley. T.Ervin to HST 19 for 7 yards (W.Woodyard).

Houston Texans at 2:26

- 1-10-HST 19 (2:26) J.Grimes right guard to HST 22 for 3 yards (Au.Johnson; J.Casey).
- 2-7-HST 22 (1:54) (No Huddle, Shotgun) T.Savage pass incomplete deep left to D.Hopkins.
- 3-7-HST 22 (1:49) (Shotgun) T.Savage pass short right to D.Hopkins pushed ob at HST 30 for 8 yards (A.Blake).
- 1-10-HST 30 (1:30) J.Grimes right end to HST 31 for 1 yard (D.Morgan).
- 2-9-HST 31 (:48) (Shotgun) T.Savage pass short right to C.Fiedorowicz to HST 39 for 8 yards (A.Blake; S.Spence).
- 3-1-HST 39 (:04) J.Grimes left tackle to HST 39 for no gain (A.Williamson).

P1

Houston Texans vs Tennessee Titans at Nissan Stadium

END OF QUARTER

	Score	Time Poss	First Downs				Efficiencies	
			R	P	X	T	3 Down	4 Down
Houston Texans	0	6:59	0	1	0	1	1/5	0/0
Tennessee Titans	7	8:01	0	2	0	2	1/4	0/0

Play By Play

Second Quarter

1/1/2017

Houston Texans continued.

4-1-HST 39	(15:00) T.Savage up the middle to HST 41 for 2 yards (J.Casey). HST-T.Savage was injured during the play. His return is Questionable.	R2
<u>1-10-HST 41</u>	(14:18) J.Grimes right tackle to HST 40 for -1 yards (W.Woodyard).	
2-11-HST 40	(13:41) (Shotgun) B.Osweiler pass short left to J.Grimes to TEN 48 for 12 yards (B.Brinkley).	P3
<u>1-10-TEN 48</u>	(13:15) B.Osweiler pass incomplete short right to R.Griffin.	
2-10-TEN 48	(13:10) (Shotgun) B.Osweiler pass incomplete deep right to D.Hopkins.	
	Timeout #1 by HST at 13:04.	
3-10-TEN 48	(13:04) (Shotgun) B.Osweiler pass short middle to K.Mumphery to TEN 38 for 10 yards (L.Sims; B.McCain).	P4
<u>1-10-TEN 38</u>	(12:27) (Shotgun) B.Osweiler pass incomplete short right to R.Griffin.	
2-10-TEN 38	(12:22) (Shotgun) PENALTY on TEN-D.Morgan, Neutral Zone Infraction, 5 yards, enforced at TEN 38 - No Play.	
2-5-TEN 33	(12:22) (Shotgun) J.Grimes up the middle to TEN 35 for -2 yards (A.Williamson).	
3-7-TEN 35	(11:36) (Shotgun) B.Osweiler pass short middle to J.Grimes to TEN 34 for 1 yard (A.Williamson).	
4-6-TEN 34	(10:48) (Shotgun) B.Osweiler sacked at TEN 40 for -6 yards (D.Stafford).	

Tennessee Titans at 10:42

1-10-TEN 41	(10:42) D.Murray left guard to TEN 43 for 2 yards (C.Covington).	
2-8-TEN 43	(10:06) (Shotgun) M.Cassel pass short right to R.Matthews to TEN 45 for 2 yards (K.Jackson).	
3-6-TEN 45	(9:23) (Shotgun) M.Cassel pass short left to D.Walker to HST 47 for 8 yards (E.Pleasant).	P3
<u>1-10-HST 47</u>	(8:42) M.Mariani right end pushed ob at HST 32 for 15 yards (C.Moore).	R4
<u>1-10-HST 32</u>	(8:05) D.Murray up the middle to HST 32 for no gain (J.Heath).	
2-10-HST 32	(7:19) (Shotgun) M.Cassel pass short left intended for T.Sharpe INTERCEPTED by Q.Demps (A.Bouye) at HST 21. Q.Demps ran ob at HST 40 for 19 yards (T.Lewan).	

Houston Texans at 7:09

1-10-HST 40	(7:09) B.Osweiler pass short middle to D.Hopkins to TEN 45 for 15 yards (D.Searcy).	P5
<u>1-10-TEN 45</u>	(6:37) (Shotgun) B.Osweiler pass short left to A.Blue to TEN 39 for 6 yards (B.McCain).	
2-4-TEN 39	(6:11) (Shotgun) A.Blue up the middle to TEN 34 for 5 yards (An.Woods).	R6
<u>1-10-TEN 34</u>	(5:44) (No Huddle, Shotgun) A.Blue up the middle to TEN 30 for 4 yards (Au.Johnson).	
2-6-TEN 30	(5:14) (No Huddle, Shotgun) B.Osweiler pass incomplete short left to D.Hopkins (J.Casey).	
3-6-TEN 30	(5:10) (Shotgun) J.Grimes up the middle to TEN 27 for 3 yards (D.Morgan; A.Williamson).	
4-3-TEN 27	(4:27) (Field Goal formation) N.Novak 45 yard field goal is No Good, Hit Right Upright, Center-J.Weeks, Holder-S.Lechler.	

Tennessee Titans at 4:19

1-10-TEN 35	(4:19) M.Cassel pass incomplete short right.	
2-10-TEN 35	(4:10) D.Henry left end to TEN 42 for 7 yards (A.Bouye).	
3-3-TEN 42	(3:24) (Shotgun) M.Cassel pass incomplete short right to R.Matthews.	
4-3-TEN 42	(3:20) (Punt formation) B.Kern punts 48 yards to HST 10, Center-B.Brinkley, out of bounds.	

Houston Texans at 3:10

1-10-HST 10	(3:10) (Shotgun) B.Osweiler sacked at HST 2 for -8 yards (J.Casey).	
	Timeout #1 by TEN at 02:57.	
2-18-HST 2	(2:57) B.Osweiler pass incomplete deep left to W.Fuller [D.Morgan].	
	Timeout #2 by HST at 02:51.	
3-18-HST 2	(2:51) (Shotgun) B.Osweiler pass short right to R.Griffin to HST 3 for 1 yard (S.Spence).	
	Timeout #2 by TEN at 02:43.	
4-17-HST 3	(2:43) (Punt formation) S.Lechler punts 49 yards to TEN 48, Center-J.Weeks. M.Mariani to HST 36 for 16 yards (A.Hunt).	

Tennessee Titans at 2:31

1-10-HST 36	(2:31) D.Henry right tackle to HST 36 for no gain (A.Hal).	
-------------	--	--

Two-Minute Warning

2-10-HST 36	(2:00) M.Cassel pass short left to D.Walker to HST 37 for -1 yards (B.Scarlett).	
	Timeout #3 by HST at 01:55.	
3-11-HST 37	(1:55) PENALTY on TEN-H.Douglas, False Start, 5 yards, enforced at HST 37 - No Play.	
3-16-HST 42	(1:55) (Shotgun) M.Cassel pass deep middle to R.Matthews to HST 17 for 25 yards (A.Hal).	P5
<u>1-10-HST 17</u>	(1:26) (No Huddle, Shotgun) M.Cassel pass short right to R.Matthews to HST 10 for 7 yards (R.Nelson).	
2-3-HST 10	(1:06) (No Huddle, Shotgun) M.Cassel pass incomplete short right to R.Matthews.	

Houston Texans vs Tennessee Titans at Nissan Stadium

3-3-HST 10	(1:03) M.Cassel pass incomplete short right to A.Fasano. PENALTY on HST-R.Nelson, Defensive Holding, 5 yards, enforced at HST 10 - No Play.	X6
<u>1-5-HST 5</u>	(:57) (Shotgun) M.Cassel pass short left to R.Matthews to HST 2 for 3 yards (A.Bouye; M.Bullough).	
2-2-HST 2	(:27) (Shotgun) M.Cassel pass short right to R.Matthews for 2 yards, TOUCHDOWN. R.Succop extra point is GOOD, Center-B.Brinkley, Holder-B.Kern. PENALTY on TEN-A.Woods, Illegal Formation, 5 yards, enforced at HST 15 - No Play. R.Succop extra point is GOOD, Center-B.Brinkley, Holder-B.Kern.	P7

HST 0 TEN 14, 7 plays, 36 yards, 1 penalty, 2:08 drive, 14:37 elapsed

R.Succop kicks 65 yards from TEN 35 to end zone, Touchback.

Houston Texans at 0:23

1-10-HST 25	(:23) T.Savage kneels to HST 24 for -1 yards.							
END OF QUARTER		Time Poss	First Downs				Efficiencies	
	Score		R	P	X	T	3 Down	4 Down
Houston Texans	0	8:10	2	3	0	5	1/4	1/2
Tennessee Titans	14	6:50	1	3	1	5	2/3	0/0

Play By Play

Third Quarter

1/1/2017

HST elects to Receive, and TEN elects to defend the North goal.

R.Succop kicks 65 yards from TEN 35 to HST 0. A.Hunt to HST 19 for 19 yards (P.Superdaw; N.Palmer).

Houston Texans at 15:00, (1st play from scrimmage 14:54)

1-10-HST 19	(14:54) (Shotgun) B.Osweiler pass incomplete short right to C.Fiedorowicz.	
2-10-HST 19	(14:50) A.Blue left tackle to HST 23 for 4 yards (D.Jones; D.Morgan).	
3-6-HST 23	(14:11) (Shotgun) B.Osweiler pass short left to D.Hopkins pushed ob at HST 31 for 8 yards (L.Sims).	P7
<u>1-10-HST 31</u>	(13:48) (Shotgun) J.Grimes up the middle to HST 39 for 8 yards (D.Searcy).	
	PENALTY on TEN-Au.Johnson, Defensive Holding, 5 yards, enforced at HST 39.	X8
<u>1-10-HST 44</u>	(13:36) (Shotgun) B.Osweiler pass incomplete short left to D.Hopkins.	
2-10-HST 44	(13:31) (Shotgun) A.Blue up the middle to TEN 46 for 10 yards (D.Searcy).	R9
<u>1-10-TEN 46</u>	(12:58) (Shotgun) B.Osweiler pass incomplete short left to C.Fiedorowicz [J.Casey].	
2-10-TEN 46	(12:53) (Shotgun) B.Osweiler pass short middle to D.Hopkins to TEN 19 for 27 yards (B.McCain).	P10
<u>1-10-TEN 19</u>	(12:13) (Shotgun) B.Osweiler pass short right to W.Fuller to TEN 5 for 14 yards (D.Morgan).	P11
<u>1-5-TEN 5</u>	(11:32) (Shotgun) A.Blue left guard to TEN 4 for 1 yard (W.Woodyard; J.Casey).	
2-4-TEN 4	(10:52) (Shotgun) B.Osweiler pass incomplete short left to C.Fiedorowicz (D.Searcy).	
3-4-TEN 4	(10:48) (Shotgun) B.Osweiler pass incomplete short right to K.Mumphery (A.Blake).	
4-4-TEN 4	(10:39) (Shotgun) B.Osweiler pass short middle to C.Fiedorowicz for 4 yards, TOUCHDOWN.	P12
	PENALTY on TEN-A.Williamson, Unsportsmanlike Conduct, 15 yards, enforced between downs.	
	N.Novak extra point is GOOD, Center-J.Weeks, Holder-S.Lechler.	

HST 7 TEN 14, 13 plays, 81 yards, 1 penalty, 4:29 drive, 4:29 elapsed

N.Novak kicks onside 10 yards from 50 to TEN 40. K.Byard (didn't try to advance) to TEN 40 for no gain.

PENALTY on HST-R.Nelson, Offside on Free Kick, 5 yards, enforced at TEN 40.

Tennessee Titans at 10:31, (1st play from scrimmage 10:30)

1-10-TEN 45	(10:30) PENALTY on HST-J.Heath, Neutral Zone Infraction, 5 yards, enforced at TEN 45 - No Play.	
1-5-50	(10:30) D.Murray right guard to HST 48 for 2 yards (C.Covington).	
2-3-HST 48	(9:53) D.Henry left tackle to HST 46 for 2 yards (K.Jackson; D.Rice).	
3-1-HST 46	(9:10) (Shotgun) D.Henry left end to HST 32 for 14 yards (C.Moore).	R8
<u>1-10-HST 32</u>	(8:32) D.Henry left end pushed ob at HST 32 for no gain (C.Moore).	
2-10-HST 32	(7:50) D.Henry right guard to HST 29 for 3 yards (C.Covington).	
3-7-HST 29	(7:06) (Shotgun) M.Cassel pass short middle to D.Walker to HST 14 for 15 yards (E.Pleasant).	P9
<u>1-10-HST 14</u>	(6:23) M.Cassel pass short middle to D.Henry to HST 11 for 3 yards (B.Scarlett; D.Rice).	
2-7-HST 11	(5:41) D.Henry up the middle to HST 2 for 9 yards (D.Rice; A.Hal).	R10
<u>1-2-HST 2</u>	(4:55) M.Cassel pass incomplete short left to D.Walker.	
2-2-HST 2	(4:49) D.Henry left end for 2 yards, TOUCHDOWN.	R11
	R.Succop extra point is GOOD, Center-B.Brinkley, Holder-B.Kern.	

HST 7 TEN 21, 10 plays, 55 yards, 1 penalty, 5:47 drive, 10:16 elapsed

R.Succop kicks 65 yards from TEN 35 to end zone, Touchback.

Houston Texans at 4:44

1-10-HST 25	(4:44) (Shotgun) B.Osweiler pass short middle to A.Blue to HST 32 for 7 yards (S.Spence).	
2-3-HST 32	(4:14) (No Huddle, Shotgun) B.Osweiler pass short middle to D.Hopkins to HST 41 for 9 yards (R.Johnson).	P13
<u>1-10-HST 41</u>	(3:38) (No Huddle, Shotgun) B.Osweiler pass short middle to D.Hopkins to HST 46 for 5 yards (W.Woodyard).	
2-5-HST 46	(2:51) (Shotgun) B.Osweiler pass short middle to D.Hopkins to TEN 3 for 51 yards (W.Woodyard).	P14
<u>1-3-TEN 3</u>	(2:09) (No Huddle, Shotgun) A.Blue right tackle to TEN 3 for no gain (A.Woods).	
2-3-TEN 3	(1:24) (No Huddle, Shotgun) B.Osweiler pass incomplete short right to C.Fiedorowicz.	
3-3-TEN 3	(1:20) (Shotgun) PENALTY on HST-B.Osweiler, Delay of Game, 5 yards, enforced at TEN 3 - No Play.	
3-8-TEN 8	(1:20) (Shotgun) B.Osweiler pass incomplete short left to W.Fuller (B.Orakpo).	
4-8-TEN 8	(1:15) (Field Goal formation) N.Novak 26 yard field goal is GOOD, Center-J.Weeks, Holder-S.Lechler.	

HST 10 TEN 21, 8 plays, 67 yards, 3:33 drive, 13:49 elapsed

N.Novak kicks 44 yards from HST 35 to TEN 21. A.Andrews to TEN 26 for 5 yards (D.Jones).

Tennessee Titans at 1:11, (1st play from scrimmage 1:05)

Houston Texans vs Tennessee Titans at Nissan Stadium

1-10-TEN 26 (1:05) D.Murray left tackle to TEN 33 for 7 yards (D.Rice).

2-3-TEN 33 (:30) D.Murray right guard to TEN 32 for -1 yards (U.Kamalu).

END OF QUARTER

	Score	Time	First Downs				Efficiencies	
		Poss	R	P	X	T	3 Down	4 Down
Houston Texans	10	8:02	1	6	1	8	1/3	1/1
Tennessee Titans	21	6:58	3	1	0	4	2/2	0/0

Play By Play

Fourth Quarter

1/1/2017

Tennessee Titans continued.

3-4-TEN 32	(15:00) (Shotgun) M.Cassel pass short left to R.Matthews to TEN 40 for 8 yards (D.Rice).	P12
<u>1-10-TEN 40</u>	(14:22) M.Cassel sacked at TEN 33 for -7 yards (J.Heath).	
2-17-TEN 33	(13:34) (Shotgun) M.Cassel pass incomplete short right to R.Matthews (D.Reader).	
3-17-TEN 33	(13:28) (Shotgun) M.Cassel pass deep right to R.Matthews to HST 17 for 50 yards (R.Nelson).	P13
<u>1-10-HST 17</u>	(12:41) D.Murray up the middle to HST 19 for -2 yards (B.Scarlett; M.Bullough).	
2-12-HST 19	(11:58) M.Cassel pass short middle to R.Matthews to HST 12 for 7 yards (D.Rice).	
3-5-HST 12	(11:16) (Shotgun) M.Cassel pass short left to D.Walker to HST 6 for 6 yards (D.Rice).	P14
<u>1-6-HST 6</u>	(10:28) D.Murray right tackle to HST 5 for 1 yard.	
	PENALTY on TEN-D.Kelly, Offensive Holding, 10 yards, enforced at HST 6 - No Play.	
1-16-HST 16	(10:10) (Shotgun) M.Cassel pass incomplete short right to D.Walker.	
2-16-HST 16	(10:08) PENALTY on HST-E.Pleasant, Defensive Offside, 5 yards, enforced at HST 16 - No Play.	
2-11-HST 11	(10:08) (Shotgun) M.Cassel sacked at HST 15 for -4 yards (U.Kamalu).	
3-15-HST 15	(9:23) (Shotgun) M.Cassel sacked ob at HST 17 for -2 yards (C.Covington).	
4-17-HST 17	(8:34) (Field Goal formation) R.Succop 35 yard field goal is GOOD, Center-B.Brinkley, Holder-B.Kern.	

HST 10 TEN 24, 13 plays, 57 yards, 1 penalty, 7:41 drive, 6:30 elapsed

R.Succop kicks 65 yards from TEN 35 to end zone, Touchback.

Houston Texans at 8:30

1-10-HST 25	(8:30) (Shotgun) B.Osweiler pass short middle to K.Mumphery to HST 34 for 9 yards (A.Williamson).	
2-1-HST 34	(8:05) (No Huddle, Shotgun) B.Osweiler pass short middle to J.Grimes to HST 45 for 11 yards (A.Williamson; S.Spence).	P15
<u>1-10-HST 45</u>	(7:41) (No Huddle, Shotgun) B.Osweiler pass short middle to J.Grimes to TEN 46 for 9 yards (K.Byard).	
2-1-TEN 46	(7:20) (No Huddle, Shotgun) J.Grimes up the middle to TEN 42 for 4 yards (An.Woods).	R16
<u>1-10-TEN 42</u>	(6:51) (No Huddle, Shotgun) B.Osweiler pass incomplete deep middle to W.Williams.	
2-10-TEN 42	(6:45) (Shotgun) B.Osweiler pass deep left to W.Williams ran ob at TEN 16 for 26 yards.	P17
<u>1-10-TEN 16</u>	(6:20) (No Huddle, Shotgun) B.Osweiler pass incomplete short left to J.Grimes.	
2-10-TEN 16	(6:15) (No Huddle, Shotgun) B.Osweiler pass incomplete short middle to W.Williams (D.Searcy).	
3-10-TEN 16	(6:10) (Shotgun) B.Osweiler pass short left to R.Griffin to TEN 7 for 9 yards (D.Searcy).	
4-1-TEN 7	Tennessee challenged the runner was down by contact ruling, and the play was Upheld. The ruling on the field stands. (Timeout #1.) (5:32) (No Huddle, Shotgun) A.Blue left tackle to TEN 5 for 2 yards (J.Casey).	R18
<u>1-5-TEN 5</u>	(4:37) (Shotgun) B.Osweiler pass incomplete short right to S.Anderson.	
2-5-TEN 5	(4:32) (Shotgun) B.Osweiler pass short right to K.Mumphery to TEN 1 for 4 yards (W.Woodyard).	
3-1-TEN 1	(4:04) (No Huddle) A.Blue right tackle to TEN 1 for no gain (K.Byard).	
4-1-TEN 1	(3:18) (Shotgun) B.Osweiler scrambles up the middle for 1 yard, TOUCHDOWN.	R19
	N.Novak extra point is GOOD, Center-J.Weeks, Holder-S.Lechler.	

HST 17 TEN 24, 14 plays, 75 yards, 5:19 drive, 11:49 elapsed

N.Novak kicks 54 yards from HST 35 to TEN 11. A.Andrews (didn't try to advance) to TEN 11 for no gain (A.Hunt).

Tennessee Titans at 3:11, (1st play from scrimmage 3:10)

1-10-TEN 11	(3:10) D.Henry up the middle to TEN 12 for 1 yard (D.Reader).	
	Timeout #1 by HST at 03:04.	
2-9-TEN 12	(3:04) D.Henry right guard to TEN 16 for 4 yards (C.Covington; B.Scarlett).	
	Timeout #2 by HST at 02:56.	
3-5-TEN 16	(2:56) (Shotgun) D.Henry right end to TEN 24 for 8 yards (E.Pleasant).	R15
	Timeout #3 by HST at 02:33.	
<u>1-10-TEN 24</u>	(2:33) D.Henry left end pushed ob at TEN 38 for 14 yards (D.Rice).	R16
<u>1-10-TEN 38</u>	(2:25) D.Henry right guard to TEN 36 for -2 yards (B.Peters).	

Two-Minute Warning

2-12-TEN 36	(2:00) D.Henry left guard to TEN 37 for 1 yard (M.Bullough).	
	Timeout #2 by TEN at 01:12.	
3-11-TEN 37	(1:12) (Shotgun) D.Henry left end pushed ob at TEN 39 for 2 yards (D.Rice).	
4-9-TEN 39	(1:05) (Punt formation) B.Kern punts 42 yards to HST 19, Center-B.Brinkley, T.Ervin to HST 18 for -1 yards (P.Supernaw).	

Houston Texans at 0:53

1-10-HST 18 (:53) (Shotgun) B.Osweiler pass short right to W.Williams to HST 33 for 15 yards (A.Blake).

1-10-HST 33 (:36) (No Huddle) B.Osweiler spiked the ball to stop the clock.

2-10-HST 33 (:35) (No Huddle, Shotgun) B.Osweiler pass incomplete deep middle to W.Fuller.

3-10-HST 33 (:29) (Shotgun) B.Osweiler sacked at HST 27 for -6 yards (J.Casey).

Penalty on HST-C.Clark, Offensive Holding, declined.

4-16-HST 27 (:23) B.Osweiler pass incomplete short middle to W.Fuller (B.Orakpo).

Tennessee Titans at 0:15

1-10-HST 26 (:15) M.Cassel kneels to HST 27 for -1 yards.

END OF QUARTER

	Score	Time	First Downs				Efficiencies	
		Poss	R	P	X	T	3 Down	4 Down
Houston Texans	17	5:57	3	3	0	6	0/3	2/3
Tennessee Titans	24	9:03	2	3	0	5	4/6	0/0

Miscellaneous Statistics Report

Houston Texans vs Tennessee Titans

1/1/2017 at Nissan Stadium

Ten Longest Plays for Houston Texans

Yards	Qtr	Play Start	Play Description
51	3	2-5-HST 46	(2:51) (Shotgun) B.Osweiler pass short middle to D.Hopkins to TEN 3 for 51 yards (W.Woodyard).
27	3	2-10-TEN 46	(12:53) (Shotgun) B.Osweiler pass short middle to D.Hopkins to TEN 19 for 27 yards (B.McCain).
26	4	2-10-TEN 42	(6:45) (Shotgun) B.Osweiler pass deep left to W.Williams ran ob at TEN 16 for 26 yards.
15	2	1-10-HST 40	(7:09) B.Osweiler pass short middle to D.Hopkins to TEN 45 for 15 yards (D.Searcy).
15	4	1-10-HST 18	(:53) (Shotgun) B.Osweiler pass short right to W.Williams to HST 33 for 15 yards (A.Blake).
14	3	1-10-TEN 19	(12:13) (Shotgun) B.Osweiler pass short right to W.Fuller to TEN 5 for 14 yards (D.Morgan).
13	3	1-10-HST 31	(13:48) (Shotgun) J.Grimes up the middle to HST 39 for 8 yards (D.Searcy). PENALTY on TEN-Au.Johnson, Defensive Holding, 5 yards, enforced at HST 39.
12	2	2-11-HST 40	(13:41) (Shotgun) B.Osweiler pass short left to J.Grimes to TEN 48 for 12 yards (B.Brinkley).
11	4	2-1-HST 34	(8:05) (No Huddle, Shotgun) B.Osweiler pass short middle to J.Grimes to HST 45 for 11 yards (A.Williamson; S.Spence).
10	2	3-10-TEN 48	(13:04) (Shotgun) B.Osweiler pass short middle to K.Mumphery to TEN 38 for 10 yards (L.Sims; B.McCain).

Ten Longest Plays for Tennessee Titans

Yards	Qtr	Play Start	Play Description
50	4	3-17-TEN 33	(13:28) (Shotgun) M.Cassel pass deep right to R.Matthews to HST 17 for 50 yards (R.Nelson).
25	2	3-16-HST 42	(1:55) (Shotgun) M.Cassel pass deep middle to R.Matthews to HST 17 for 25 yards (A.Hal).
15	2	1-10-HST 47	(8:42) M.Mariani right end pushed ob at HST 32 for 15 yards (C.Moore).
15	3	3-7-HST 29	(7:06) (Shotgun) M.Cassel pass short middle to D.Walker to HST 14 for 15 yards (E.Pleasant).
14	3	3-1-HST 46	(9:10) (Shotgun) D.Henry left end to HST 32 for 14 yards (C.Moore).
14	4	1-10-TEN 24	(2:33) D.Henry left end pushed ob at TEN 38 for 14 yards (D.Rice).
10	1	1-10-HST 46	(7:53) (Shotgun) M.Cassel pass short right to R.Matthews to HST 36 for 10 yards (B.McKinney).
9	3	2-7-HST 11	(5:41) D.Henry up the middle to HST 2 for 9 yards (D.Rice; A.Hal).
8	2	3-6-TEN 45	(9:23) (Shotgun) M.Cassel pass short left to D.Walker to HST 47 for 8 yards (E.Pleasant).
8	4	3-4-TEN 32	(15:00) (Shotgun) M.Cassel pass short left to R.Matthews to TEN 40 for 8 yards (D.Rice).

Touchdown Scoring Information

		Offense	Defense	Special Teams
VISITOR	Houston Texans	2	0	0
HOME	Tennessee Titans	2	1	0

Player Scoring Information

Club	Player	TD	Rush TD	Rec TD	KO TD	Punt TD	Int TD	Fum TD	Misc TD	FG	XP	2Pt Rush	2Pt Rec	Sfty	Points
HST	B.Osweiler	0	1	0	0	0	0	0	0	0	0	0	0	0	6
HST	C.Fiedorowicz	0	0	1	0	0	0	0	0	0	0	0	0	0	6
HST	N.Novak	0	0	0	0	0	0	0	0	1	2	0	0	0	5
TEN	D.Henry	0	1	0	0	0	0	0	0	0	0	0	0	0	6
TEN	R.Matthews	0	0	1	0	0	0	0	0	0	0	0	0	0	6
TEN	R.Succop	0	0	0	0	0	0	0	0	1	3	0	0	0	6

Possession Detail

	First Half		Second Half		Game	
	Visitor	Home	Visitor	Home	Visitor	Home
Largest Lead	0	14	0	14	0	14
Drives Leading	0	5	0	4	0	9
Time of Possession Leading	0:00	11:08	0:00	16:01	0:00	27:09
Largest Deficit	-14	0	-14	0	-14	0
Drives Trailing	6	0	4	0	10	0
Time of Possession Trailing	13:49	0:00	13:59	0:00	27:48	0:00
Times Score Tied Up		0		0		0
Lead Changes		1		0		1

Playtime Percentage

Percent of playtime per player on offense, defense and special teams

Houston Texans							Tennessee Titans										
		Offense		Defense		Special Teams					Offense		Defense		Special Teams		
G Mancz	C	74	100%				Q Spain		G	61	100%				5	19%	
W Fuller	WR	73	99%				J Conklin		T	61	100%				5	19%	
C Clark	T	68	92%				4	15%	M Cassel	QB	61	100%					
B Osweiler	QB	57	77%				B Jones		C	61	100%						
J Allen	G	56	76%				3	12%	J Kline	G	61	100%					
D Hopkins	WR	55	74%				T Lewan		T	60	98%				5	19%	
R Griffin	TE	54	73%				4	15%	R Matthews	WR	53	87%					
X Su'a-Filo	G	52	70%				H Douglas		WR	48	79%						
K Mumphery	WR	51	69%				4	15%	A Fasano	TE	43	70%				6	23%
J Grimes	RB	44	59%				17	65%	D Walker	TE	34	56%				1	4%
K Lamm	T	43	58%				4	15%	D Murray	RB	33	54%					
O Aboushi	G	42	57%				3	12%	D Henry	RB	28	46%					
C Fiedorowicz	TE	39	53%				P Supernaw		TE	17	28%				15	58%	
D Brown	T	37	50%				1	4%	T Sharpe	WR	17	28%					
A Blue	RB	29	39%				J Fowler		FB	16	26%						
T Savage	QB	17	23%				M Mariani		WR	8	13%				7	27%	
W Williams	WR	15	20%				6	23%	D Kelly	T	8	13%				5	19%
S Anderson	TE	6	8%				17	65%	A Andrews	RB	1	2%				10	38%
A Hunt	RB	2	3%				17	65%	B McCain	CB			74	100%			
M Bullough	LB			61	100%	6	23%	L Sims	CB			70	95%	4	15%		
B Scarlett	LB			51	84%	18	69%	D Morgan	LB			67	91%				
A Hal	FS			50	82%			A Williamson	LB			61	82%	4	15%		
C Moore	FS			47	77%	22	85%	B Orakpo	LB			60	81%				
R Nelson	CB			45	74%	12	46%	J Casey	DT			55	74%	4	15%		
A Dent	LB			41	67%	18	69%	A Blake	CB			50	68%	17	65%		
C Covington	DE			37	61%	6	23%	K Byard	FS			49	66%	21	81%		
J Heath	DE			36	59%	6	23%	D Jones	DE			48	65%	9	35%		
U Kamalu	DE			36	59%	1	4%	D Searcy	SS			42	57%	11	42%		
D Reader	NT			35	57%	10	38%	D Stafford	SS			39	53%	17	65%		
K Jackson	CB			32	52%			W Woodyard	LB			38	51%	13	50%		
D Rice	CB			31	51%	10	38%	S Spence	LB			38	51%				
A Bouye	CB			30	49%			R Johnson	FS			31	42%	1	4%		
W Mercilus	LB			26	43%	1	4%	A Johnson	NT			29	39%	6	23%		
A Smith	DE			24	39%	5	19%	A Woods	NT			24	32%	9	35%		
E Pleasant	SS			22	36%	5	19%	A Woods	NT			17	23%	2	8%		
B McKinney	LB			22	36%	1	4%	A Wallace	LB			16	22%	16	62%		
Q Demps	SS			19	31%			N Palmer	LB			5	7%	17	65%		
V Wilfork	NT			17	28%	3	12%	K Reed	DB			1	1%	8	31%		
B Peters	LB			9	15%	21	81%	D Smith	CB					16	62%		
D Jones	FS						22	85%	J Staples	LB					14	54%	
T Ervin	RB						12	46%	B Brinkley	LS					10	38%	
N Novak	K						8	31%	R Succop	K					10	38%	
S Lechler	P						7	27%	B Kern	P					10	38%	
J Weeks	LS						7	27%	B Schwenke	C					5	19%	
T Bergstrom	C						4	15%									

J Walker

G

1

4% T McBride

WR

3

12%

TITANS

88	AMARO, Jace.....	TE
26	ANDREWS, Antonio	RB
51	BASS, David.....	OLB
95	BLACKSON, Angelo	DE
47	BLAKE, Valentino	CB
48	BRINKLEY, Beau.....	LS
31	BYARD, Kevin	S
99	CASEY, Jurrell.....	DT
16	CASSEL, Matt.....	QB
78	CONKLIN, Jack	T
83	DOUGLAS, Harry	WR
80	FASANO, Anthony	TE
45	FOWLER, Jalston	FB
22	HENRY, Derrick.....	RB
94	JOHNSON, Austin	DL
25	JOHNSON, Rashad.....	S
60	JONES, Ben	C
90	JONES, DaQuan	DL
71	KELLY, Dennis	G/T
6	KERN, Brett	P
64	KLINE, Josh.....	G
77	LEWAN, Taylor.....	T
87	MARIANI, Marc.....	WR
18	MATTHEWS, Rishard.....	WR
10	McBRIDE, Tre.....	WR
23	McCAIN, Brice	CB
30	McCOURTY, Jason	CB
91	MORGAN, Derrick	OLB
29	MURRAY, DeMarco.....	RB
98	ORAKPO, Brian	OLB
50	PALMER, Nate	LB
37	REED, Kalan.....	CB
35	RILEY, Curtis	DB
62	SCHWENKE, Brian.....	C
21	SEARCY, DaNorris.....	S
19	SHARPE, Tajae	WR
36	SIMS, LeShaun.....	CB
20	SMITH, D'Joun	CB
67	SPAIN, Quinton	G
55	SPENCE, Sean.....	LB
24	STAFFORD, Daimion	S
57	STAPLES, Justin	LB
4	SUCCOP, Ryan	K
89	SUPERNAW, Phillip	TE
11	TANNEY, Alex	QB
79	TRETOLA, Sebastian	G
82	WALKER, Delanie	TE
52	WALLACE, Aaron	OLB
54	WILLIAMSON, Avery	LB
96	WOODS, Al.....	DL
75	WOODS, Antwaun.....	NT
59	WOODYARD, Wesley	LB
13	WRIGHT, Kendall	WR

NO.	NAME	POS.	HT.	WT.	AGE	EXP.	COLLEGE
4	Ryan Succop	K	6-2	218	30	8	South Carolina
6	Brett Kern	P	6-2	214	30	9	Toledo
10	Tre McBride	WR	6-0	210	24	2	William & Mary
11	Alex Tanney	QB	6-4	220	29	2	Monmouth (Ill.)
13	Kendall Wright	WR	5-10	191	27	5	Baylor
16	Matt Cassel	QB	6-4	228	34	12	Southern California
18	Rishard Matthews	WR	6-0	217	27	5	Nevada
19	Tajae Sharpe	WR	6-2	194	22	R	Massachusetts
20	D'Joun Smith	CB	5-11	193	24	2	Florida Atlantic
21	DaNorris Searcy	S	5-11	207	28	6	North Carolina
22	Derrick Henry	RB	6-3	247	22	R	Alabama
23	Brice McCain	CB	5-9	190	30	8	Utah
24	Daimion Stafford	S	6-1	218	25	4	Nebraska
25	Rashad Johnson	S	5-11	204	30	8	Alabama
26	Antonio Andrews	RB	5-10	225	24	3	Western Kentucky
29	DeMarco Murray	RB	6-1	220	28	6	Oklahoma
30	Jason McCourty	CB	6-0	193	29	8	Rutgers
31	Kevin Byard	S	5-11	212	23	R	Middle Tennessee St.
35	Curtis Riley	DB	6-0	190	24	2	Fresno State
36	LeShaun Sims	CB	6-0	203	23	R	Southern Utah
37	Kalan Reed	CB	5-11	192	23	R	Southern Mississippi
45	Jalston Fowler	FB	5-11	254	26	2	Alabama
47	Valentino Blake	CB	5-9	198	26	5	Texas El-Paso
48	Beau Brinkley	LS	6-4	260	26	5	Missouri
50	Nate Palmer	LB	6-2	248	27	4	Illinois State
51	David Bass	OLB	6-4	256	27	4	Missouri Western St.
52	Aaron Wallace	OLB	6-2	242	23	R	UCLA
54	Avery Williamson	LB	6-1	246	24	3	Kentucky
55	Sean Spence	LB	5-11	231	26	5	Miami (Fla.)
57	Justin Staples	LB	6-4	245	27	3	Illinois
59	Wesley Woodyard	LB	6-0	233	30	9	Kentucky
60	Ben Jones	C	6-3	308	27	5	Georgia
62	Brian Schwenke	C	6-3	318	25	4	California
64	Josh Kline	G	6-3	300	27	4	Kent State
67	Quinton Spain	G	6-4	330	25	2	West Virginia
71	Dennis Kelly	G/T	6-8	321	26	5	Purdue
75	Antwaun Woods	NT	6-1	318	23	R	Southern California
77	Taylor Lewan	T	6-7	309	25	3	Michigan
78	Jack Conklin	T	6-6	308	22	R	Michigan State
79	Sebastian Tretola	G	6-4	314	24	R	Arkansas
80	Anthony Fasano	TE	6-4	255	32	11	Notre Dame
82	Delanie Walker	TE	6-2	248	32	11	Central Missouri
83	Harry Douglas	WR	6-0	183	32	9	Louisville
87	Marc Mariani	WR	6-1	190	29	7	Montana
88	Jace Amato	TE	6-5	265	24	3	Texas Tech
89	Phillip Supernaw	TE	6-5	248	26	3	Ouachita Baptist
90	DaQuan Jones	DL	6-4	322	25	3	Penn State
91	Derrick Morgan	OLB	6-4	261	27	7	Georgia Tech
94	Austin Johnson	DL	6-4	314	22	R	Penn State
95	Angelo Blackson	DE	6-4	318	24	2	Auburn
96	Al Woods	DL	6-4	307	29	7	Louisiana State
98	Brian Orakpo	OLB	6-4	257	30	8	Texas
99	Jurrell Casey	DT	6-1	305	27	6	Southern California

TITANS COACHES

HEAD COACH: MIKE MULARKEY
DICKLeBEAU (assistant head coach/defensive coordinator), TERRY ROBISKIE (offensive coordinator), BRANDON BLANEY (defensive assistant), BOB BRATKOWSKI (wide receivers), SYLVESTER CROOM (running backs), NICK EASON (defensive line), RUSS GRIMM (offensive line), STEVE HOFFMAN (special teams), STEVE JACKSON (assistant secondary), TOM KANAVY (assistant to the strength and conditioning coach), JASON MICHAEL (quarterbacks), TAYLOR PORTER (strength and conditioning assistant), ARTHUR SMITH (tight ends), LOU SPANOS (linebackers), LUKE STECKEL (offensive assistant), MIKE SULLIVAN (assistant offensive line), DESHEA TOWNSEND (secondary), JASON TUCKER (assistant wide receivers), STEVE WATTERSON (assistant head coach/strength and conditioning), KEITH WILLIS (assistant defensive line).

HOUSTON TEXANS

NO.	NAME	POS.	HT.	WT.	AGE	EXP.	COLLEGE
3	Tom Savage	QB	6-4	230	26	3	Pittsburgh
5	Brandon Weeden	QB	6-4	230	33	5	Oklahoma State
8	Nick Novak	K	6-0	200	35	9	Maryland
9	Shane Lechler	P	6-2	230	40	17	Texas A&M
10	DeAndre Hopkins	WR	6-1	215	24	4	Clemson
12	Keith Mumphery	WR	6-0	210	24	2	Michigan State
15	Will Fuller V	WR	6-0	180	22	R	Notre Dame
17	Brook Osweiler	QB	6-8	235	26	5	Arizona State
20	Don Jones	S	5-11	195	26	4	Arkansas State
21	A.J. Bouye	CB	6-0	190	25	4	Central Florida
22	Denzel Rice	CB	6-0	196	23	2	Coastal Carolina
24	Johnathan Joseph	CB	5-11	185	32	11	South Carolina
25	Kareem Jackson	CB	5-10	185	28	7	Alabama
26	Lamar Miller	RB	5-10	220	25	5	Miami (Fla.)
27	Quintin Demps	S	5-11	210	31	9	Texas-El Paso
28	Alfred Blue	RB	6-2	225	25	3	Louisiana State
29	Andre Hal	S	5-10	195	24	3	Vanderbilt
32	Robert Nelson	CB	5-10	170	26	2	Arizona State
33	Akeem Hunt	RB	5-10	200	23	2	Purdue
34	Tyler Ervin	RB	5-10	185	23	R	San Jose State
35	Eddie Pleasant	S	5-10	200	28	4	Oregon
41	Jonathan Grimes	RB	5-10	210	27	4	William & Mary
43	Corey Moore	FB	6-2	200	23	1	Georgia
45	Jay Prosch	LS	6-1	255	24	3	Auburn
46	Jon Weeks	LS	5-10	250	30	7	Baylor
50	Akeem Dent	ILB	6-1	250	29	6	Georgia
51	John Simon	OLB	6-1	260	26	4	Ohio State
52	Brian Peters	ILB	6-4	240	28	2	Northwestern
53	Max Bullough	ILB	6-3	245	24	2	Michigan State
55	Benardrick McKinney	ILB	6-4	260	24	2	Mississippi State
56	Brian Cushing	ILB	6-3	255	29	8	Southern California
57	Brennan Scarlett	OLB	6-4	260	23	R	Stanford
59	Whitney Mercilus	OLB	6-4	265	26	5	Illinois
63	Kendall Lamm	T	6-6	310	24	2	Appalachian State
65	Greg Mancz	C	6-4	310	23	2	Toledo
68	Tony Bergstrom	C	6-5	310	30	5	Utah
71	Xavier Su'a-Filo	G	6-4	320	25	3	UCLA
73	Josh Walker	G	6-5	328	25	2	Middle Tennessee St.
74	Chris Clark	T	6-5	305	31	7	Southern Miss.
75	Vince Wilfork	NT	6-2	325	35	13	Miami (Fla.)
76	Duane Brown	T	6-4	315	31	9	Virginia Tech
78	Oday Aboushi	G	6-5	315	25	4	Virginia
79	Jeff Allen	G	6-4	325	26	5	Illinois
82	Wendall Williams	WR	5-10	185	26	R	Cumberland
84	Ryan Griffin	TE	6-6	265	26	4	Connecticut
87	C.J. Fiedorowicz	TE	6-5	265	25	3	Iowa
89	Stephen Anderson	TE	6-2	235	23	R	California
90	Jadeveon Clowney	DE	6-5	270	23	3	South Carolina
93	Joel Heath	DE	6-6	300	23	R	Michigan State
94	Antonio Smith	DE	6-3	290	35	12	Oklahoma State
95	Christian Covington	DE	6-2	305	23	2	Rice
97	Ufomba Kamalu	DE	6-6	295	24	R	Miami (Fla.)
98	D.J. Reader	NT	6-3	335	22	R	Clemson

TEXANS COACHES

HEAD COACH: BILL O'BRIEN
ROMEOCRENNEL (defensive coordinator), GEORGE GODSEY (offensive coordinator), LARRY IZZO (special teams coordinator), BRIAN BELL (assistant strength & conditioning), JIM BERNHARDT (director of football research), SHANE BOWEN (defensive assistant), JOHN BUTLER (secondary), DOUG COLMAN (assistant special teams), MIKE DEVLIN (offensive line), CRAIG FITZGERALD (head strength and conditioning), IAN JONES (assistant strength & conditioning), TIM KELLY (assistant offensive line/offensive quality control), WILL LAWING (defensive quality control), CHARLES LONDON (running backs), ANTHONY MIDGET (assistant secondary), PAT O'HARA (offensive assistant), JOHN PERRY (tight ends), SEAN RYAN (wide receivers), MIKE VRABEL (linebackers), ANTHONY WEAVER (defensive line).

TEXANS

78	ABOUSHI, Oday	G
79	ALLEN, Jeff.....	G
89	ANDERSON, Stephen.....	TE
68	BERGSTROM, Tony.....	C
28	BLUE, Alfred	RB
21	BOUYE, A.J.	CB
76	BROWN, Duane	T
53	BULLOUGH, Max	ILB
74	CLARK, Chris	T
90	CLOWNEY, Jadeveon.....	DE
95	COVINGTON, Christian...	DE
56	CUSHING, Brian.....	ILB
27	DEMPS, Quintin.....	S
50	DENT, Akeem.....	ILB
34	ERVIN, Tyler.....	RB
87	FIEDOROWICZ, C.J.....	TE
15	FULLER V, Will	WR
84	GRIFFIN, Ryan	TE
41	GRIMES, Jonathan.....	RB
29	HAL, Andre	S
93	HEATH, Joel.....	DE
10	HOPKINS, DeAndre	WR
33	HUNT, Akeem.....	RB
25	JACKSON, Kareem	CB
20	JONES, Don	S
24	JOSEPH, Johnathan.....	CB
97	KAMALU, Ufomba	DE
63	LAMM, Kendall	T
9	LECHLER, Shane.....	P
65	MANCZ, Greg	C
55	McKINNEY, Benardrick ...	ILB
59	MERCILUS, Whitney	OLB
26	MILLER, Lamar	RB
43	MOORE, Corey.....	S
12	MUMPHERY, Keith.....	WR
32	NELSON, Robert.....	CB
8	NOVAK, Nick	K
17	OSWEILER, Brock.....	QB
52	PETERS, Brian	ILB
35	PLEASANT, Eddie.....	S
45	PROSCH, Jay	FB
98	READER, D.J.	NT
22	RICE, Denzel.....	CB
3	SAVAGE, Tom.....	QB
57	SCARLETT, Brennan	OLB
51	SIMON, John	OLB
94	SMITH, Antonio	DE
71	SU'A-FILO, Xavier	G
73	WALKER, Josh	G
5	WEEDEN, Brandon	QB
46	WEEKS, Jon.....	LS
75	WILFORK, Vince	NT
82	WILLIAMS, Wendall.....	WR



PLAYER BIOS



ODAY ABOUSHI

GUARD | 6-5 | 315 | VIRGINIA

Hometown: Brooklyn, N.Y. | 4th NFL Season | 2nd with Texans | Age: 25
 Acquired: W-15 (NYJ) | 2016 GP/GS: 4/3 | Career GP/GS (Playoffs): 26/18 (0/0)
 Teams: N.Y. Jets 2013-15; Houston 2015-16

78

TRANSACTIONS:

Selected by the New York Jets with the eighth pick in the fifth round (141st overall) of the 2013 NFL Draft...Waived by the Jets on Sept. 15, 2015...Claimed off waivers by the Houston Texans on Sept. 16, 2015.

CAREER:

- Started a career-high 10 games in 2014 after replacing an injured Brian Winters at left guard with the N.Y. Jets
- As a rookie fifth-round selection in 2013, earned a place on the N.Y. Jets' 53-man roster for the entire season, but was inactive for all 16 games
- Played under current Texans Offensive Line Coach Mike Devlin with the N.Y. Jets from 2013-14

2016 (Houston 4/3):

- Inactive for Weeks 1-5, 11-13 and Week 16
- Started at right guard in place of G Jeff Allen and helped pave the way for RB Lamar Miller's 149-yard rushing performance vs. Indianapolis (10/16) in Week 6
- Inactive for Weeks 7 and 8
- Active but did not play in Week 10 at Jacksonville (11/13)
- Started at left guard and helped RB Lamar Miller rush for 107 yards and a touchdown at Indianapolis (12/11) in Week 14
- Started at right guard in place of G Jeff Allen vs. Jacksonville (12/18) in Week 15
- Played both guard spots as a reserve at Tennessee (1/1/17) in Week 17

2015 (Houston 7/5, 0/0):

- Played in seven games, making five starts for the Texans after being claimed off waivers from the N.Y. Jets on Sept. 16
- Inactive in Week 2 at Carolina (9/20)
- Made his first start for the team at left guard in Week 3 vs. Tampa Bay (9/27)
- Inactive in Weeks 10-12
- Started at right guard at Buffalo (12/6)
- Inactive in Weeks 14-17
- Was active but did not play in the AFC Wild Card Game vs. Kansas City (1/9/16)

2014 (N.Y. Jets 15/10):

- Started in 10 games (Week 7 through Week 17) and helped block for the third-best rushing offense in the NFL
- Part of an offensive line that helped the offense register 494 total yards, including 104 on the ground at Miami (12/28)
- Protected QB Geno Smith who threw for a career-best 358 yards, three touchdowns and a perfect 158.3 passer rating at Miami (12/28)
- Part of an offensive line that helped the team gain 277 total rushing yards on 49 attempts (5.7 avg.) which ranks eighth-most in Jets history vs. Miami (12/1)
- Registered career-high playtime when he stepped in for injured LG Brian Winters in the third quarter and finished the game vs. Denver (10/12)
- Saw his first NFL action at guard in the second quarter at Green Bay (9/14)
- Drew his first start at left guard on Thursday Night Football at New England (10/16)

2013 (N.Y. Jets 0/0):

- Played in all four preseason games but no regular season games

COLLEGE:

- Played four seasons (2009-12) at the University of Virginia in Charlottesville, Va., where he started 37-of-43 games on the offensive line
- As a senior, named to the All-ACC first-team after starting all 12 games and averaging more than 10 knockdown blocks at left tackle
- Served as a team captain
- Started all 13 games as a junior, earning All-ACC second-team honors and leading an offensive line that limited opponents to 16.0 sacks

PERSONAL:

- As a senior at Xaverian High School in Brooklyn, N.Y., earned second-team all-state honors as an offensive lineman
- Also recorded 70 tackles and 7.0 sacks playing on defense
- The ninth of 10 children
- Honored by Secretary of State Clinton in September of 2011 with about a dozen other Muslim athletes at a reception in Washington D.C., commemorating Eid ul-Fitr

CAREER STATISTICS

REGULAR SEASON GAMES PLAYED/STARTED (PLAYOFFS):

2013 N.Y. Jets: 0/0 (0/0)
 2014 N.Y. Jets: 15/10 (0/0)
 2015 N.Y. Jets/Houston: 7/5 (0/0)
 2016 Houston: 4/3
TOTAL: 26/18 (0/0)

ADDITIONAL STATISTICS

Misc. Tackles (1): 2016 - 1

- In December of 2012, helped victims of Superstorm Sandy



JEFF ALLEN

GUARD | 6-4 | 325 | ILLINOIS

Hometown: Chicago, Ill. | 5th NFL Season | 1st with Texans | Age: 26
 Acquired: UFA-'16 (KC) | 2016 GP/GS: 14/14 | Career GP/GS (Playoffs): 58/50 (3/3)
 Teams: Kansas City 2012-15; Houston 2016

79

TRANSACTIONS:

Selected by the Kansas City Chiefs with the 12th pick in the second round (44th overall) of the 2012 NFL Draft...Signed by the Houston Texans as an unrestricted free agent on March 10, 2016.

CAREER:

- Fifth-year offensive lineman played in 44 games (36 starts) at left guard and right tackle with the Kansas City Chiefs from 2012-15
- Also started three postseason contests at left guard
- Joined the Texans in 2016 and took over as the starting right guard

2016 (Houston 14/14):

- Made his first career start at right guard in his Texans debut and helped pave the way for RB Lamar Miller's 106-yard rushing performance vs. Chicago (9/11)
- Opened at right guard at Minnesota (10/9) in Week 5 but missed most of the second half with an injury
- Inactive for Week 6 vs. Indianapolis (10/16) and Week 15 vs. Jacksonville (12/18) with injuries
- Started at right guard in Weeks 1-5, 7-14 and 16 and 17

2015 (Kansas City 12/8, 2/2):

- Started at right tackle in Week 7 vs. Pittsburgh (10/25)
- Started at left guard in Weeks 8-13 and Weeks 16-17
- Helped the Chiefs finish second in the AFC in rushing yards in the regular season
- Started at left guard in the AFC Wild Card Game at Houston (1/9/16) and AFC Divisional Game at New England (1/16/16)

2014 (Kansas City 1/1):

- Started at right tackle vs. Tennessee (9/7) in Week 1
- Placed on the Reserve/Injured List with an elbow injury on Sept. 12 and missed the rest of the season

2013 (Kansas City 15/14, 1/1):

- Started at left guard in Weeks 1-3 and Weeks 5-16
- Saw action in Week 17 at San Diego (12/29)
- Helped the Chiefs finish fourth in the AFC in rushing yards in the regular season
- Started at left guard in the Wild Card Game at Indianapolis (1/4/14)

2012 (Kansas City 16/13):

- Saw his first NFL action on special teams vs. Atlanta (9/9) in Week 1
- Started his first career contest vs. San Diego (9/30) in Week 4
- Went on to start at left guard in Weeks 5-17 for the Chiefs

COLLEGE:

- Played four seasons (2008-11) at the University of Illinois in Champaign, Ill.
- Appeared in 49 games for the Illini, closing out his career with 47 consecutive starts - nine at right tackle and 38 at left tackle - a mark that is tied for third-best in school history
- Finished his career with 336 knockdowns and 49 touchdown-resulting blocks

PERSONAL:

- Attended King High School in Chicago, earning 2007 *Chicago Sun Times* All-Public League Team honors and was named to the Champaign News-Gazette Special Mention All-State team, in addition to garnering Prep Star All-Region accolades
- Ranked among the top 30 players in the state of Illinois by Rivals.com as the four-year two-way starter recorded 97 tackles and 2.0 sacks as a senior
- Also blocked a punt for a touchdown, the only score of his career

CAREER STATISTICS

REGULAR SEASON GAMES PLAYED/STARTED (PLAYOFFS):

2012 Kansas City: 16/13 (0/0)
 2013 Kansas City: 15/14 (1/1)
 2014 Kansas City: 1/1 (0/0)
 2015 Kansas City: 12/8 (2/2)
 2016 Houston: 14/14
TOTAL: 58/50 (3/3)



STEPHEN ANDERSON

TIGHT END | 6-2 | 235 | CALIFORNIA

Hometown: San Jose, Calif. | **Rookie** | **Age:** 23

Acquired: CFA-'16 | **2016 GP/GS:** 13/0 | **Career GP/GS (Playoffs):** 13/0 (0/0)

Teams: Houston 2016

89

TRANSACTIONS:

Signed by the Houston Texans as a college free agent on May 5, 2016.

2016 (Houston 13/0):

- Part of a Texans TE corps that improved by NFL bests of 102 targets, 74 receptions and 4.6 receptions per game over its 2015 totals and finished with second-best increases of 646 receiving yards and 40.4 receiving yards per game
- Became the first rookie tight end in franchise history to record a reception in a season opener when he hauled in three passes for 25 yards vs. Chicago (9/11)
- Caught two passes for 15 yards vs. Kansas City (9/18)
- Inactive for Week 4 vs. Tennessee (10/2), Week 5 at Minnesota (10/9) and Week 6 vs. Indianapolis (10/16) with an injury
- Returned to game action and saw time on offense and special teams at Denver (10/24) in Week 7
- Hauled in two passes for 17 yards vs. Detroit (10/30)
- Scored his first career touchdown on a 7-yard pass from QB Brock Osweiler in the third quarter and recorded his first career special teams tackle at Jacksonville (11/13) in Week 10
- Logged one reception for 14 yards at Oakland (11/21) in Week 11
- Caught one pass for eight yards vs. San Diego (11/27) in Week 12
- Played on offense and contributed on special teams at Indianapolis (12/11) in Week 14
- Registered one reception for seven yards and contributed on special teams vs. Jacksonville (12/18) in Week 15

CAREER AT CALIFORNIA:

- Played four seasons (2012-15) at the University of California, Berkeley after redshirting the 2011 campaign
- Played in 37 games and made 25 starts
- Finished his career with 101 receptions for 1,260 yards receiving and seven touchdown receptions with all of the stats coming over his final three years
- Earned both honorable mention All-Pac-12 selection of the league's coaches and Cal's Ken Cotton Award as the team's Most Courageous Player as a junior and senior
- Had career highs of 46 receptions, 661 yards receiving and five touchdown catches as a 2014 junior despite missing the first two games due to injury
- Registered a career-high nine catches for 117 yards at Oregon State as a junior after an earlier contest the same season in which he recorded a previous career-best seven catches for a career-high 136 yards and one touchdown against Colorado, with the single scoring grab one of seven times in which he had a single touchdown reception to equal a career best
- Posted the longest catch of his career when he hauled in a 75-yard touchdown pass from Jared Goff against Colorado as a junior
- Has at least two catches in each of his last 10 games as a junior and then for another string of eight straight games at one point during his senior season
- Had five career tackles and one fumble recovery with the latter coming during his senior season against Grambling State
- Participated in the 2016 NFL Scouting Combine February 23-29 at Lucas Oil Stadium in Indianapolis

2015 (California):

- Played in all 13 games and led all Cal receivers with 12 starts as he contributed 41 receptions for 474 yards receiving with two touchdown catches to earn honorable mention All-Pac-12 honors from the league's coaches
- Earned Cal's Ken Cotton Award for the team's Most Courageous Player for the second consecutive season
- Had at least one catch in 12 of 13 contests
- Recorded a season-high-tying six receptions for a season-high 99 yards at Utah, while he equaled the season-high six catches for 56 yards at Texas
- Picked up his touchdown receptions in back-to-back contests against USC (3-25, touchdown) and at Oregon (3-23, touchdown)
- Posted single tackles vs. San Diego State and USC, while his fumble recovery came against Grambling State

2016 STATISTICS

REGULAR SEASON

Date	Opp	GP	GS	RECEIVING					RUSHING				
				Rec	Yds	Avg	Lg	TD	Att	Yds	Avg	Lg	TD
9/11	CHI	1	0	3	25	8.3	12	0	0	0	0.0	0	0
9/18	KC	1	0	2	15	7.5	8	0	0	0	0.0	0	0
9/22	at NE	1	0	0	0	0.0	0	0	0	0	0.0	0	0
10/2	TEN			INACTIVE									
10/9	at MIN			INACTIVE									
10/16	IND			INACTIVE									
10/24	at DEN	1	0	0	0	0.0	0	0	0	0	0.0	0	0
10/30	DET	1	0	2	17	8.5	10	0	0	0	0.0	0	0
11/13	at JAX	1	0	1	7	7.0	7	1	0	0	0.0	0	0
11/21	at OAK	1	0	1	14	14.0	14	0	0	0	0.0	0	0
11/27	SD	1	0	1	8	8.0	8	0	0	0	0.0	0	0
12/4	at GB	1	0	0	0	0.0	0	0	0	0	0.0	0	0
12/11	at IND	1	0	0	0	0.0	0	0	0	0	0.0	0	0
12/18	JAX	1	0	1	7	7.0	7	0	0	0	0.0	0	0
12/24	CIN	1	0	0	0	0.0	0	0	0	0	0.0	0	0
1/1/17	at TEN	1	0	0	0	0.0	0	0	0	0	0.0	0	0
Totals		13	0	11	93	8.5	14	1	0	0	0.0	0	0

ADDITIONAL STATISTICS

Special Teams Tackles: 1 | **Misc. Tackles:** 2

- A preseason national honors candidate for several awards including the John Mackey Award and the Burlsworth Trophy

2014 (California):

- Third-team All-Pac-12 selection by College Sports Madness and an honorable mention pick of the league's coaches
- Played in 10 games with eight starts including each of the last six contests and totaled career highs of 46 receptions, 661 yards receiving and five touchdown catches
- Earned Cal's Ken Cotton Award for the team's Most Courageous Player and was Cal's nominee for the Burlsworth Trophy
- Led the team with an average of 66.1 receiving yards per game, while ranking second on the club in receiving yards, fourth in receptions, fourth in yards per reception (14.4) that was the best of any Pac-12 receiver in the top 10 in receptions or receiving yards per game, tied for fourth in touchdown catches, fifth with 661 all-purpose yards (all receiving), sixth with five touchdowns overall and seventh in total points (30) despite missing the first two games with an injury
- Among conference and national leaders in receiving yards per game (No. 11 Pac-12, No. 70 NCAA), yards per reception (No. 13 Pac-12, No. 112 NCAA), receptions per game (4.6, No. 15 Pac-12, No. 90 NCAA) and receiving yards (No. 17 Pac-12, No. 123 NCAA)
- Had the two biggest games of his career at Oregon State with a career-high nine receptions and 117 yards receiving and vs. Colorado with seven receptions, a career-high 136 yards receiving and a 75-yard touchdown catch from Jared Goff that was the longest reception of his career, leading Cal in receptions and receiving yards in both contests
- Picked up at least two catches in each of the 10 games he played in
- Recorded the first touchdown catch of his career in the first game of the season he played in during the third contest of the year at Arizona
- Had a career-high three tackles with a single-game career-high two vs. Stanford and one against BYU

2013 (California):

- Recorded 14 receptions and 125 yards receiving over 10 games and five starts
- Had a season-high three catches for 22 yards to put up the first numbers other than participation in his career against Portland State, while his 30 receiving yards on two catches against Washington State were a season high
- Registered at least one catch in eight consecutive games he played in

2012 (California):

- Saw the first action of his collegiate career, participating in four games off the bench against Southern Utah, at USC, vs. Arizona State and at Oregon State
- On the receiving end of a 75-yard touchdown pass from Austin Hinder on the final play of the spring game but his Blue team lost 21-20 to the Gold squad when it failed to convert on an

STEPHEN ANDERSON

ensuing two-point conversion attempt

- Led all players with 96 yards receiving on two catches in the spring game with a 21-yard reception in addition to the 75-yard scoring strike

2011 (California):

- Redshirted and did not play

PERSONAL:

- Had a strong 2010 senior season at Piedmont Hills High School in San Jose, Calif., making 83 catches for 1,340 yards receiving and 14 touchdown receptions with a long catch of 95 yards, helping to lead his squad to an 11-2 overall record and a 6-1 mark in the Mount Hamilton League on the way to a co-league title and a Central Coast Section crown
- Posted three games with double-digit receptions as a senior, including a career-high 14 catches for 189 yards and a score in a loss to Bellarmine Prep
- Posted a career-high 205 receiving yards on eight catches, including a 95-yarder for a touchdown, in the section title game win over Homestead during his senior season
- Scored a total of 16 touchdowns as a senior, adding two on 12 punt returns for 212 yards with a long of 72 yards
- Had 121 tackles, five pass breakups and one forced fumble on defense during his senior campaign, in addition to blocking a field goal attempt as a member of his squad's special teams
- Registered six double-digit tackle games as a senior, including a career-high 15 stops vs. Bellarmine Prep and 14 against Homestead
- Added 59 catches for 828 yards receiving and 10 touchdown receptions (11 touchdowns total) on offense, and 101 tackles and two interceptions defensively as a 2009 junior when his squad was 9-3 overall and 6-1 in the Mount Hamilton League
- Has spent time working as an intern at Children's Hospital in Oakland
- Majored in public health
- Full name is Stephen Todd Anderson Jr.
- Parents and sister are all Cal alumni
- Twitter handle is @S_Anderson89



TONY BERGSTROM

CENTER | 6-5 | 310 | UTAH

Hometown: Salt Lake City, Utah | 5th NFL Season | 1st with Texans | Age: 30
Acquired: UFA-'16 (OAK) | 2016 GP/GS: 15/0 | Career GP/GS (Playoffs): 40/4 (0/0)
Teams: Oakland 2012-15; Houston 2016

68

TRANSACTIONS:

Selected by the Oakland Raiders with the 32nd pick in the third round (95th overall) of the 2012 NFL Draft...Signed by the Houston Texans on March 10, 2016.

CAREER:

- Fifth-year offensive lineman played in 25 games and made three starts at center and one at right guard with the Oakland Raiders from 2012-15
- Can play both guard spots in addition to center

2016 (Houston 15/0):

- Played one snap in relief of C Greg Mancz and saw action on special teams in the season opener vs. Chicago (9/11)
- Saw action on special teams in Week 2 vs. Kansas City (9/18)
- Active but did not play in Week 3 at New England (9/22)
- Played one snap on offense and contributed on special teams vs. Tennessee (10/2) in Week 4
- Played on special teams in Weeks 5-17

2015 (Oakland 16/3):

- Appeared in all 16 games for the first time in his four-year NFL career
- Started three games, including the first of his career at center
- Contributed on special teams vs. Cincinnati (9/13), vs. Baltimore (9/20), at Cleveland (9/27), at Chicago (10/4), vs. Denver (10/11), at San Diego (10/25), and vs. New York Jets (11/1)
- Made first appearance on offense, playing 16 snaps at center and contributed on special teams at Pittsburgh (11/8)
- Made second career start vs. Minnesota (11/15), his first at center and his first at any position since 2012
- Played center at Detroit (11/22)
- Played in a third straight game and made second start of the season at center at Tennessee (11/29)
- Started at center in the loss to the Chiefs (12/6), while helping the rushing attack average 4.1 yards per attempt for 99 yards
- Played one snap on offense at right guard at Denver (12/13) and contributed on two special teams snaps
- Contributed on special teams vs. Green Bay (12/20), vs. San Diego (12/24), and at Kansas City (1/3/16)

2014 (Oakland 0/0):

- Inactive for all 16 games

2013 (Oakland 0/0):

- Spent season on the Reserve/Injured List after suffering a foot injury in training camp

2012 (Oakland 9/1):

- Dressed for 14 games and played in nine as a rookie, with one start at right guard at San Diego (12/30)
- Inactive for two others
- Made his NFL debut on special teams at Atlanta (10/14)
- Played most of the fourth quarter, taking his first snaps on the offensive line at Baltimore (11/11)
- Saw several snaps as a blocking tight end, helping FB Marcel Reece to 103 yards on the ground vs. New Orleans (11/18)
- Helped pave path for 203 rushing yards, including 110 from RB Darren McFadden, in the 15-0 win vs. Kansas City (12/16) as a blocking tight end
- Saw spot duty as a blocking tight end, then played the final two series at right guard at Carolina (12/23)
- Made his first career start, playing 37 snaps while alternating at right guard at San Diego (12/30)

COLLEGE:

- Played four seasons (2008-11) at the University of Utah in Salt Lake City
- Started final 38 games at right tackle, playing in 48 career contests for the Utes
- As a senior in 2011, earned first-team All-Pac-12 honors after starting 12 games
- Named to preseason watch lists for Outland Trophy and Lowe's Senior CLASS Award
- Graded a team-high and career-best 85 percent for blocking consistency
- As a junior in 2010, named second-team All-Mountain West Conference by league's coaches and media
- Started all 13 games at right tackle, grading out at 83 percent

CAREER STATISTICS

REGULAR SEASON GAMES PLAYED/STARTED (PLAYOFFS):

2012 Oakland: 9/1 (0/0)
2013 Oakland: 0/0 (0/0)
2014 Oakland: 0/0 (0/0)
2015 Oakland: 16/3 (0/0)
2016 Houston: 15/0
TOTAL: 40/4 (0/0)

- Posted 15 TD blocks and 48 knockdowns as part of an offensive line that ranked 13th in the nation by allowing just 12 quarterback sacks
- Had a season-high 87-percent grade and two TD-resulting blocks vs. San Diego State
- Helped offense average 389.0 yards per game
- Helped Utes rank 23rd nationally in scoring (33.1 points per game)
- As a sophomore academic all-conference player, started all 13 games at right tackle
- Produced 41 knockdowns and delivered 12 TD blocks
- Helped Utes average 389.5 yards per game and allow just 20 sacks
- Returned from his LDS mission and saw action in 12 games as a freshman in 2008
- Earned first career start when he lined up at left tackle vs. UNLV, finishing with two knockdowns and one TD block
- Named to honor roll and academic all-conference
- Chemical engineering major

PERSONAL:

- Attended Skyline High School in Salt Lake City
- An all-state selection in 2004, adding Region III Player of the Year and team Most Valuable Player honors
- Served as team captain
- Led team to region title and state semifinals
- Led team to state finals as a sophomore and junior
- Also lettered three years in basketball and twice in track
- A three-time honor-roll student and an academic all-state pick, also received a Scholar Leader Athlete nomination from the National Football Foundation and College Hall of Fame
- Brother-in-law, Paul Kruger, plays for the Cleveland Browns
- Served an LDS mission for two years
- Participated in the NFL Play 60 Character/Youth Football Camp in 2013 and 2014, helping children with their football skills and passed on messages of teamwork, hard work and leadership
- Joined fellow offensive lineman in assisting the Youth Football Clinic – City of Oakland Parks and Recreation
- Volunteered at the Gatorade Junior Training Camp in San Leandro, Calif., in November 2012



ALFRED BLUE

RUNNING BACK | 6-2 | 225 | LSU

Hometown: Boutte, La. | 3rd NFL Season | 3rd with Texans | Age: 25
 Acquired: D6b-'14 | 2016 GP/GS: 14/2 | Career GP/GS (Playoffs): 46/14 (1/1)
 Teams: Houston 2014-16

28

TRANSACTIONS:

Selected by the Houston Texans with the fifth pick in the sixth round (181st overall) of the 2014 NFL Draft.

CAREER:

- Became the first player in franchise history with a rushing, receiving and return touchdown in the same season in 2014
- Holds the franchise record for carries in a game (36) at Cleveland (11/16/14)
- Registered a 49-yard run in the second quarter of the 2015 Wild Card game vs. Kansas City (1/9/16), the longest run in Texans postseason history
- Set single-season career highs in 2015 in rushing yards (698) and carries (183), while tying his personal-best in rushing touchdowns (two)
- Has four career 100-yard rushing games
- Currently ranks fifth in Texans history with 1,646 career rushing yards

2016 (Houston 14/2):

- Posted two special teams tackles and one carry for four yards in the season opener vs. Chicago (9/11)
- Rushed five times for 11 yards and made a special teams tackle vs. Kansas City (9/18)
- Carried twice for 12 yards and recorded a special teams tackle at New England (9/22) in Week 3
- Posted three carries for 19 yards, including a season-long 17-yard rush, and added a special teams tackle vs. Tennessee (10/2) in Week 4
- Rushed for a team-high 39 yards on six carries (6.5 avg.) at Minnesota (10/9) in Week 5
- Recorded single-game season highs with 11 carries for a team-leading 63 yards, averaging 5.7 yards per attempt, at Denver (10/24) in Week 7
- Inactive for Week 11 at Oakland (11/21) and Week 12 vs. San Diego (11/27) with an injury
- Averaged 7.6 yards per carry on five rushing attempts for a total of 38 yards, including a season-long run of 25 yards, and caught two passes for three yards at Green Bay (12/4) in Week 13
- Posted a season-high 16 rushing attempts for a total of 55 yards, his second-highest single-game total of the year, at Indianapolis (12/11) in Week 14
- Made his first start of the year in place on an injured RB Lamar Miller and set single-game season highs with 21 rushing attempts for 73 yards and a touchdown vs. Cincinnati (12/24) in Week 16
- Started and logged 11 rushes for 28 yards at Tennessee (1/1/17) in Week 17

2015 (Houston 16/9, 1/1):

- Played in all 16 games (nine starts) for the second straight year and set single-season career highs in rushing yards (698), carries (183) and 100-yard rushing games (three), while tying his personal-best in rushing touchdowns (two)
- Started in the season-opener vs. Kansas City (9/13) and ran for a team-high 42 yards on nine carries
- Started at Carolina (9/20) and ran for six yards on five carries
- Recorded the second-most rushing attempts (31) and rushing yards (139) in a single game of his career vs. Tampa Bay (9/27). His 31 rushing attempts were the most in the NFL in any game in 2015. Posted the second 100-yard rushing game of his career and first since Nov. 16, 2014 at Cleveland. Scored his first rushing touchdown of the season and third of his career on a 20-yard run in the fourth quarter, marking the longest rushing touchdown of his career
- Ran for 22 yards on six carries and had one reception for 11 yards vs. Indianapolis (10/8)
- Finished second on the team with five receptions for 33 yards. Also tallied 39 rushing yards on 14 carries vs. Tennessee (11/1). Reached 800 rushing yards for his career (801)

2016 STATISTICS

REGULAR SEASON

Date	Opp	GP	GS	RUSHING						RECEIVING					
				Att	Yds	Avg	Lg	TD		Rec	Yds	Avg	Lg	TD	
9/11	CHI	1	0	1	4	4.0	4	0		0	0	0.0	0	0	
9/18	KC	1	0	5	11	2.2	4	0		0	0	0.0	0	0	
9/22	at NE	1	0	2	12	6.0	8	0		0	0	0.0	0	0	
10/2	TEN	1	0	3	19	6.3	17	0		1	4	4.0	4	0	
10/9	at MIN	1	0	6	39	6.5	13	0		0	0	0.0	0	0	
10/16	IND	1	0	2	13	6.5	14	0		0	0	0.0	0	0	
10/24	at DEN	1	0	11	63	5.7	17	0		0	0	0.0	0	0	
10/30	DET	1	0	9	41	4.6	19	0		0	0	0.0	0	0	
11/13	at JAX	1	0	7	23	3.3	12	0		0	0	0.0	0	0	
11/21	at OAK			INACTIVE											
11/27	SD														
12/4	at GB	1	0	5	38	7.6	25	0		2	3	1.5	12	0	
12/11	at IND	1	0	16	55	3.4	7	0		1	0	0.0	0	0	
12/18	JAX	1	0	1	1	1.0	1	0		1	4	4.0	4	0	
12/24	CIN	1	1	21	73	3.5	24t	1		4	17	4.3	5	0	
1/1/17	at TEN	1	1	11	28	2.6	10	0		3	12	4.0	7	0	
Totals		14	2	100	420	4.2	25	1		12	40	3.3	12	0	

ADDITIONAL STATISTICS

Special Teams Tackles: 6
 Fumbles/Lost: 2/1

CAREER STATISTICS

REGULAR SEASON

Year	Team	GP	GS	RUSHING						RECEIVING					
				Att	Yds	Avg	Lg	TD		Rec	Yds	Avg	Lg	TD	
2014	HOU	16	3	169	528	3.1	46	2		15	113	7.5	22	1	
2015	HOU	16	9	183	698	3.8	41	2		15	109	7.3	21t	1	
2016	HOU	14	2	100	420	4.2	25	1		12	40	3.3	12	0	
Totals		46	14	452	1,646	3.6	46	5		42	262	6.2	22	2	

POSTSEASON

Year	Team	GP	GS	Att	Yds	Avg	Lg	TD	Rec	Yds	Avg	Lg	TD
2015	HOU	1	1	17	99	5.8	49	0	0	0	0.0	0	0
Totals		1	1	17	99	5.8	49	0	0	0	0.0	0	0

ADDITIONAL REGULAR SEASON STATISTICS

Blocked Punts (1): vs. WAS, 9/7/14 (Returned five yards for touchdown)
 Forced Fumbles (1): at TEN, 12/27/16 | Fumble Recoveries (2): at DAL, 10/5/14; at CLE, 11/16/14
 Special Teams Tackles (14): 2014 - 4; 2015 - 4; 2016 - 6

ADDITIONAL POSTSEASON STATISTICS

Special Teams Tackles (1): 2015 - 1

CAREER GAME HIGHS

Rush Attempts: 36 at CLE, 11/16/14 | Rushing Yards: 156 at CLE, 11/16/14 | Rushing Long: 46 at NYG, 9/21/14
 Touchdowns: 1, 4x - last: vs. NO, 11/29/15 | Receptions: 6 vs. JAX, 12/28/14 | Receiving Yards: 37 vs. JAX, 12/28/14

- Rushed 21 times for 58 yards and caught three passes for 34 yards and a touchdown vs. N.Y. Jets (11/22). Caught a 21-yard touchdown pass from WR Cecil Shorts III in the third quarter, which was the second touchdown reception of his career and first since Oct. 20, 2014 at Pittsburgh
- Rushed 16 times for 77 yards (4.8 avg.) and a touchdown vs. New Orleans (11/29). Scored on an 8-yard run to open the second half, marking his second rushing touchdown of the season and fourth of his career. Scored a touchdown in his second consecutive game after posting a receiving touchdown in Week 11 against the N.Y. Jets (11/22)
- Led the team with 107 rushing yards on 20 carries (5.4 avg.) at Indianapolis (12/20), marking his second 100-yard rushing game of the season. With his third career 100-yard rushing game, passed Ron Dayne (two) for sole possession of the fifth-most career 100-yard rushing games in team history. Also recorded a season-long 41-yard run in the second quarter
- Led the team with 45 rushing yards on 15 carries and caught one pass for five yards at Tennessee (12/27). Forced a fumble on a punt return by Titans WR Harry Douglas in the first

ALFRED BLUE

quarter (12/27). LS Jon Weeks recovered the ball at Tennessee's 11-yard line, which led to a field goal by K Nick Novak on the following offensive possession. Also led the team with two special teams tackles

- Led the team with 102 rushing yards on 21 carries (4.9 avg.) vs. Jacksonville (1/3/16), as he posted his third 100-yard rushing game of the season and fourth of his career
- Led the team with 99 rushing yards on 17 attempts in Wild Card Game vs. Kansas City (1/9/16), averaging 5.8 yards per carry. His yardage total ranks as the fourth-highest mark in Texans postseason history. Registered a 49-yard run in the second quarter, the longest run in Texans postseason history

2014 (Houston 16/3):

- Played in all 16 games (three starts) and finished the season with 528 yards, which was the fourth-highest total for a rookie rusher in franchise history
- Set the franchise record for carries in a game with 36 and tied a rookie rushing record with 156 yards at Cleveland (11/16)
- Blocked a punt and returned it five yards for his first career touchdown vs. Washington (9/7) in Week 1
- Rushed for 40 yards on 11 carries in Week 2 at Oakland (9/14)
- Earned his first career start and carried the ball 13 times for 78 yards (6.0 avg.) with a long of 46 yards at the N.Y. Giants (9/21) in Week 3
- Recovered a fumble, had a tackle on special teams and ran four times for 14 yards at Dallas (10/5) in Week 5
- Hauled in his first career touchdown reception (11 yards), rushed for 14 yards, gained seven yards on a fake punt, downed a punt on the 1-yard line in the third quarter and registered a special teams tackle at Pittsburgh (10/20) in Week 7
- Carried the ball 14 times for 42 yards (3.0 avg.) and made a season-long 22-yard reception at Tennessee (10/26) in Week 8
- Started and set a franchise record with 36 carries and tied a franchise rookie record with 156 yards rushing at Cleveland (11/16) in Week 11
- Rushed for 46 yards on 16 carries and had three receptions for 20 yards vs. Cincinnati (11/23) in Week 12. Also had a special teams tackle
- Scored his first career rushing touchdown on a 1-yard run in the third quarter at Jacksonville (12/7) in Week 14. Became the first player in franchise history with a rushing, receiving and return touchdown in the same season
- Carried the ball eight times for 26 yards and had a special teams tackle at Indianapolis (12/14) in Week 15
- Scored on a 1-yard run in the second quarter vs. Jacksonville (12/28) in Week 17. Carried the ball 17 times for 39 yards and set career highs with six receptions for 37 yards

COLLEGE:

- Played four seasons (2010-13) at Louisiana State University in Baton Rouge, La.
- Saw action in 40 games and made seven starts
- Rushed for 1,253 yards and 11 touchdowns and caught 16 passes for 107 yards
- Had three 100-yard rushing games

PERSONAL:

- Attended Hahnville High School in Boutte, La.
- Rushed for 1,695 yards and 25 touchdowns as a senior in 2009
- Added 13 receptions for nearly 200 yards and three scores
- A member of the SuperPrep Southwest Team and Baton Rouge Advocate Super Dozen
- Earned Class 5A first-team all-state honors in 2009
- Named the District 6-5A 2009 Offensive MVP
- Notched 10 touchdowns and 600 yards rushing in his junior season
- Full name is Alfred Calvin Blue III
- Majored in sports administration



A.J. BOUYE

CORNERBACK | 6-0 | 190 | CENTRAL FLORIDA

Hometown: Tucker, Ga. | 4th NFL Season | 4th with Texans | Age: 25
Acquired: CFA-'13 | 2016 GP/GS: 15/11 | Career GP/GS (Playoffs): 50/19 (1/0)
Teams: Houston 2013-16

21

TRANSACTIONS:

Signed by the Houston Texans as a college free agent on May 10, 2013...Re-signed by the Texans as a restricted free agent on March 28, 2016.

2016 (Houston 15/11):

- Led the team and tied for 9th in the NFL with 16 passes defended
- Set career marks with 11 starts, 62 tackles, 16 passes defended, two tackles for loss and one quarterback hit
- Recorded his first career sack when he brought down Bears QB Jay Cutler for a loss of six yards in the fourth quarter vs. Chicago (9/11)
- The sack was the first by a Texans CB since CB Demarcus Faggins vs. Buffalo (11/19/06)
- Finished with four tackles (three solo) and tied for the team lead with two passes defended vs. Kansas City (9/18)
- Tied a single-game career-high with three passes defended and contributed with two tackles on defense and one on special teams vs. Tennessee (10/2) in Week 4
- Made his first start of the season and notched two solo tackles at Minnesota (10/9)
- Started a second consecutive game and matched a season high with four tackles (three solo) vs. Indianapolis (10/16) in Week 6
- Led the team and set a single-game career high with 11 tackles (nine solo), while adding two passes defended, at Denver (10/24) in Week 7
- Tied for third on the team with five tackles (all solo) and added one pass defended vs. Detroit (10/30) in Week 8
- Inactive for Week 10 at Jacksonville (11/13) with an injury
- Recorded his first interception of the season and sixth of his career when he picked off Raiders QB Derek Carr on the opening play of the second half at Oakland (11/21) in Week 11
- Tied for second on the team with seven tackles (five solo), his second-highest single-game total of the year, and added a pass defended vs. San Diego (11/27) in Week 12
- Set a career high by making his seventh start of the season and logged four tackles (three solo) at Green Bay (12/4) in Week 13
- Led the team with nine tackles (all solo) and matched a career high with three passes defended vs. Cincinnati (12/24) in Week 16

2015 (Houston 15/2, 1/0):

- Played in 15 regular season games (two starts) and totaled 14 solo tackles, six passes defended, two interceptions and two special teams tackles
- Made his first start of the season and seventh of his career for the Texans vs. Indianapolis (10/8)
- Finished second on the team with a season-high seven solo tackles to go along with two passes defended and an interception at Jacksonville (10/18). The interception was his first of the season and fourth of his career, as he picked off Jaguars QB Blake Bortles on Jacksonville's final drive of the game
- Made his second start of the season and eighth of his career at Miami (10/25)
- Intercepted Colts QB Matt Hasselbeck in the fourth quarter to seal the win for the Texans at Indianapolis (12/20). The interception was his second of the year and fifth of his career

2014 (Houston 14/6):

- Finished tied for the team lead with three interceptions and added 54 tackles, 10 passes

2016 STATISTICS

REGULAR SEASON				TACKLES					SACKS		INTERCEPTIONS					FUMBLES			
Date	Opp	GP	GS	Tot	Solo	Asst	QBH	TFL	Sk	Yds	Int	Yds	Lg	TD	PD	FF	FR	Yds	TD
9/11	CHI	1	0	3	3	0	1	1	1.0	6.0	0	0	0	0	1	0	0	0	0
9/18	KC	1	0	4	3	1	0	0	0.0	0.0	0	0	0	0	2	0	0	0	0
9/22	at NE	1	0	1	0	1	0	0	0.0	0.0	0	0	0	0	0	0	0	0	0
10/2	TEN	1	0	2	1	1	0	0	0.0	0.0	0	0	0	0	3	0	0	0	0
10/9	at MIN	1	1	2	2	0	0	0	0.0	0.0	0	0	0	0	0	0	0	0	0
10/16	IND	1	1	4	3	1	0	0	0.0	0.0	0	0	0	0	0	0	0	0	0
10/24	at DEN	1	1	11	9	2	0	0	0.0	0.0	0	0	0	0	2	0	0	0	0
10/30	DET	1	1	5	5	0	0	0	0.0	0.0	0	0	0	0	1	0	0	0	0
11/13	at JAX			INACTIVE															
11/21	at OAK	1	1	2	1	1	0	0	0.0	0.0	1	0	0	0	1	0	0	0	0
11/27	SD	1	1	7	5	2	0	0	0.0	0.0	0	0	0	0	1	0	0	0	0
12/4	at GB	1	1	4	3	1	0	0	0.0	0.0	0	0	0	0	0	0	0	0	0
12/11	at IND	1	1	3	1	2	0	0	0.0	0.0	0	0	0	0	1	0	0	0	0
12/18	JAX	1	1	2	1	1	0	0	0.0	0.0	0	0	0	0	0	0	0	0	0
12/24	CIN	1	1	9	9	0	0	0	0.0	0.0	0	0	0	0	3	0	0	0	0
1/1/17	at TEN	1	1	3	2	1	0	1	0.0	0.0	0	0	0	0	1	0	0	0	0
Totals		15	11	62	48	14	1	2	1.0	6.0	1	0	0	0	16	0	0	0	0

CAREER STATISTICS

REGULAR SEASON				TACKLES					SACKS		INTERCEPTIONS					FUMBLES			
Year	Team	GP	GS	Tot	Solo	Asst	QBH	TFL	Sk	Yds	Int	Yds	Lg	TD	PD	FF	FR	Yds	TD
2013	HOU	6	0	0	0	0	0	0	0.0	0.0	0	0	0	0	0	0	0	0	0
2014	HOU	14	6	47	40	7	0	1	0.0	0.0	3	120	67	1	10	1	1	0	0
2015	HOU	15	2	14	14	0	0	0	0.0	0.0	2	9	9	0	6	0	0	0	0
2016	HOU	15	11	62	48	14	1	2	1.0	6.0	1	0	0	0	16	0	0	0	0
Totals		50	19	130	109	21	1	3	1.0	6.0	6	129	67	1	32	1	1	0	0
POSTSEASON																			
Year	Team	GP	GS	Tot	Solo	Asst	QBH	TFL	Sk	Yds	Int	Yds	Lg	TD	PD	FF	FR	Yds	TD
2015	HOU	1	0	1	1	0	0	0	0.0	0.0	0	0	0	0	0	0	0	0	0
Totals		1	0	1	1	0	0	0	0.0	0.0	0	0	0	0	0	0	0	0	0

ADDITIONAL STATISTICS

Special Teams Tackles (9): 2013 - 2; 2014 - 5; 2015 - 2

CAREER GAME HIGHS

Tackles: 11 at DEN, 10/24/16 | PD: 3, 3x – last: vs. CIN, 12/24/16 | INT: 1, 6x – last: at OAK, 11/21/15 | Return Yards: 67 vs. TEN, 11/30/14
FF: 1 at IND, 12/14/14 | FR: 1 at IND, 12/14/14

- defended, five special teams tackles, a tackle for loss, a forced fumble and a fumble recovery
- Ranked sixth in the NFL with 120 interception return yards
- Led the team with eight tackles in Week 2 at Oakland (9/14)
- Started his first career game and made three tackles at the N.Y. Giants (9/21) in Week 3
- Made three tackles and two special teams tackles and registered two passes defended vs. Indianapolis (10/9) in Week 6
- Returned his first career interception 51 yards for a touchdown at the 3:11 mark of the first quarter vs. Philadelphia (11/2) in Week 9. Finished the game with six tackles, a pass defended and a special teams tackle
- Started, led the team with a career-high nine tackles, had a special teams tackle and had a pass defended at Cleveland (11/16) in Week 11
- Recorded his second interception of the season at the Houston 3-yard line in the fourth quarter and returned it 67 yards to the Tennessee 30 in Week 13. Also had three tackles and a pass defended
- Forced his first career fumble and recovered his first career fumble and made three tackles at Indianapolis (12/14) in Week 15
- Intercepted Ravens QB Joe Flacco at the Ravens 18 and returned it 2 yards in Week 16 (12/21). Added three tackles and a career-best three passes defended

2013 (Houston 6/0):

- Played in six games and recorded two special teams tackles vs. Seattle (9/29) and at San Francisco (10/6) before being placed on the Reserve/Injured List with a hamstring injury on

A.J. BOUYE

Oct. 16

COLLEGE:

- Played four seasons (2009-12) at the University of Central Florida in Orlando, Fla.
- Started 21-of-43 career games at cornerback, compiling 110 tackles (78 solo), six interceptions, 1.0 sack, one forced fumble and two fumble recoveries
- Returned from injury to start all 14 games as a senior, finishing with 53 tackles, three interceptions, one forced fumble and two fumble recoveries, which earned All-Conference USA Second Team honors
- Started seven games as a junior, recording 21 tackles (19 solo) and two interceptions before missing the final five games of the season due to injury

PERSONAL:

- Helped lead Tucker (Ga.) High School to a 14-1 record and a state championship during his senior season
- Named first-team all-county after recording 35 tackles as a senior with six interceptions while also scoring three touchdowns on offense and twice on returns
- Recorded 40 tackles and one interception as a junior
- Was a member of the school's merit roll and R.O.T.C.



DUANE BROWN

TACKLE | 6-4 | 315 | VIRGINIA TECH

Hometown: Richmond, Va. | **9th NFL Season** | **9th with Texans** | **Age:** 31
Acquired: D1-'08 | **2016 GP/GS:** 12/12 | **Career GP/GS (Playoffs):** 132/132 (4/4)
Teams: Houston 2008-16

76

TRANSACTIONS:

Selected by the Houston Texans with the 26th pick in the first round (26th overall) of the 2008 NFL Draft...Re-signed with the Texans on Aug. 16, 2012.

HONORS:

- Associated Press First Team All-Pro (2012)
- Associated Press Second Team All-Pro (2011)
- Three-time Pro Bowler (2012-14)
- USA Today All-Joe Team (2011)
- Madden Most Valuable Protectors Award (Week 7, 2011; Week 4, 2012; Week 13, 2012)

CAREER:

- Ranks second on the franchise's all-time games played and games started lists
- Has been called for holding just seven times in 132 games
- Was the second rookie in Texans history to start all 16 games on the offensive line
- Garnered All-Pro honors in 2011 and 2012 and Pro Bowl honors following the 2012 and 2013 seasons
- Has blocked for six 1,000-yard rushers and was a part of a top-10 offense in four of his first five years in the League

2016 (Houston 12/12):

- Spent the entire preseason on the Active/Physically Unable to Perform List
- Moved from the Active/Physically Unable to Perform List to the active roster on Sept. 3
- Inactive for Weeks 1-4
- Was active for the first time and started at left tackle at Minnesota (10/9) in Week 5
- Started at left tackle and played every snap in Weeks 6-16
- Opened the game at left tackle and split time with T Kendall Lamm and T Chirs Clark at Tennessee (11/17) in Week 17
- Helped RB Lamar Miller rush for 107 yards and a touchdown at Indianapolis (12/11) in Week 14

2015 (Houston 14/14, 0/0):

- Started all 14 games he played in at left tackle
- Started at left tackle in Week 1 vs. Kansas City (9/13)
- Inactive Weeks 2-3
- Started at left tackle in Weeks 4-17
- Passed Chester Pitts (114) for the second-most career games started in team history
- Passed Chester Pitts (114) for the third-most career games played in team history
- Placed on the Reserve/Injured List on Jan. 5, 2016 and missed the AFC Wild Card Game vs. Kansas City (1/9/16)

2014 (Houston 16/16):

- Started all 16 games at left tackle for the fourth time in his career
- Selected to his third consecutive Pro Bowl
- Passed Bryan Pittman for seventh on the franchise's all-time games played list with 96 when he started at left tackle vs. Indianapolis (10/9) in Week 6
- Started and played in his 101st career game to pass Owen Daniels (100 from 2006-13) for sixth on the franchise's games played list vs. Cincinnati (11/23) in Week 12

2013 (Houston 14/14):

- Started 14 games at left tackle and was elected to his second consecutive Pro Bowl
- Helped block for an offense that totaled 449 yards at San Diego (9/9) in Week 1
- Helped pave the way for 172 yards on the ground vs. Tennessee (9/15) in Week 2
- Was inactive due to a toe injury in Weeks 3 (at Baltimore) and 4 (vs. Seattle)
- Blocked for an offense that produced a season-high 483 yards vs. Indianapolis (11/3)
- Moved into 11th place on the franchise's all-time games played list at 85 games vs. Jacksonville (11/24) in Week 12
- Helped pave the way for a ground game that produced a franchise-record four rushing touchdowns vs. New England (12/1) in Week 13

2012 (Houston 16/16, 2/2):

- Part of an offense that ranked seventh in the NFL and started all 16 games for the fourth time in his career, earning Associated Press All-Pro First Team honors as well as being selected as a starter for the AFC in the Pro Bowl
- Part of an offensive line that cleared the way for Texans running backs to rush for 216 yards and three touchdowns while not allowing QB Matt Schaub to be sacked at JAC (9/17)
- Helped provide protection for Schaub, enabling him to tie a career-high with four touchdown

CAREER STATISTICS

REGULAR SEASON GAMES PLAYED/STARTED (PLAYOFFS):

2008 Houston: 16/16 (0/0)
2009 Houston: 16/16 (0/0)
2010 Houston: 12/12 (0/0)
2011 Houston: 16/16 (2/2)
2012 Houston: 16/16 (2/2)
2013 Houston: 14/14 (0/0)
2014 Houston: 16/16 (0/0)
2015 Houston: 14/14 (0/0)
2016 Houston: 12/12
TOTAL: 132/132 (4/4)

- passes at Denver (9/23)
- Helped Arian Foster rush for 152 yards and a touchdown at the N.Y. Jets (10/8)
- Part of an offense that set a franchise record by scoring 43 points vs. Baltimore (10/21)
- Helped Foster go over 100 yards for the fourth time this season as he gained 111 yards on 24 carries and scored a touchdown vs. Buffalo (11/4)
- Part of an offense that set a franchise record with 653 yards of offense and tied the franchise scoring record with 43 points vs. Jacksonville (11/18) and put up another 501 yards at Detroit (11/22)
- Paved the way for Foster to rush for 140 yards while not allowing Schaub to be sacked in the AFC Wild Card Playoff vs. Cincinnati (1/5/13)

2011 (Houston 16/16, 2/2):

- Second-Team AP All-Pro choice after blocking for 1,200-yard and 900-yard rushers and allowing 2.0 sacks (according to StatsPass, Inc.)
- Paved the way for RB Ben Tate to rush for 116 yards vs. Indianapolis (9/11) and 103 yards at Miami (9/18)
- Provided pocket protection enabling Schaub to throw for 373 yards and three touchdowns at New Orleans (9/25)
- Helped control the line of scrimmage, clearing the way for Foster to rush for 155 yards and a touchdown vs. Pittsburgh (10/2)
- Part of an offense that put up 518 total yards, the fourth-highest in team history, which included two 100-yard rushers and a 100-yard receiver at Tennessee (10/23)
- Enabled the Texans to rush for a franchise-record 261 yards, including two 100-yard rushers for the second time that season, vs. Cleveland (11/6)
- Paved the way for Foster to become the first player to rush for over 100 yards on the Falcons defense in the 2011 season when he went for 111 yards on 31 carries vs. Atlanta (12/4)
- Helped Foster go over 100 yards for the sixth time that season and over 1,000 yards rushing for the second consecutive season vs. Carolina (12/18)
- Started at left tackle in his postseason debut and opened holes for Foster to rush for 153 yards in AFC Wild Card Playoff vs. Cincinnati (1/7/12)
- Paved the way for Foster to rush for 132 yards, the most Baltimore's defense has ever given up in a postseason game, in AFC Divisional Playoff at Baltimore (1/15/12)

2010 (Houston 12/12):

- Started 12 games at left tackle, clearing holes to help Foster rush for a franchise-record 1,616 yards and win the 2010 NFL rushing title
- Helped pave the way for Foster's franchise-record 231 yards rushing vs. Indianapolis (9/12)
- Provided pocket protection for Schaub, enabling him to throw for a then-franchise-record 497 yards and three touchdowns at Washington (9/19)
- Opened holes for Foster to rush for 143 yards vs. Tennessee (11/28)
- Paved the way for Foster to rush for 180 yards vs. Jacksonville (1/2/11) and wrap up the rushing title

2009 (Houston 16/16):

- Started at right guard and helped Schaub set a career-high with four touchdown passes at Tennessee (9/20)
- Helped Schaub pass for his second consecutive 300-yard game vs. Jacksonville (9/27)

2008 (Houston 16/16):

- Started all 16 games and helped clear the way for RB Steve Slaton to lead all rookie rushers with 1,282 yards
- Helped Slaton run for his first 100-yard game when he started at right guard at Jacksonville

DUANE BROWN

(9/28)


- Helped Schaub throw three touchdown passes at Jacksonville and again vs. Cincinnati (10/26)
- Helped Slaton set a Texans rookie record with 156 rushing yards at Indianapolis (11/16)
- Blocked for Schaub to throw for 414 yards and two touchdowns at Green Bay (12/7)
- Started at right guard vs. Tennessee (12/14) in which he was part of the offensive line that helped Slaton run for his third consecutive 100-yard game

COLLEGE:

- Played four seasons (2004-07) at Virginia Tech in Blacksburg, Va. after redshirting the 2003 campaign
- Registered 71 knockdown blocks in his three seasons as an offensive tackle
- Earned second-team All-Atlantic Coast Conference recognition for the second straight season and was a two-time state Offensive Lineman/End of the Year pick by the Richmond Touchdown Club
- Recorded six tackles and blocked three kicks on special teams as a senior and also caught three passes for 64 yards (21.3 average) and one touchdown, adding three yards on a rushing attempt
- Apparel, housing and resource management major, with a minor in consumer studies
- Won an ACC Championship in 2007

PERSONAL:

- Attended Hermitage High School in Richmond, Va., where he lettered twice as a tight end and defensive end
- Played in the Panthers' first three games his senior year before suffering a broken leg, but returned for the Central Region semifinal game, catching seven passes for just under 100 yards in his limited playing time, and also recorded 15 tackles along with a pair of sacks to earn second-team All-District honors
- Lettered in basketball and track



MAX BULLOUGH

INSIDE LINEBACKER | 6-3 | 245 | MICHIGAN STATE

Hometown: Traverse City, Mich. | 2nd NFL Season | 2nd with Texans | Age: 24
 Acquired: CFA-'14 | 2016 GP/GS: 16/3 | Career GP/GS (Playoffs): 30/4 (1/0)
 Teams: Houston 2014-16

53

TRANSACTIONS:

Signed by the Houston Texans as a college free agent on May 16, 2014...Waived by the Texans on Aug. 30, 2014...Signed to the Texans practice squad on Sept. 1, 2014...Signed to the Texans active roster on Nov. 12, 2014...Waived by the Texans on Sept. 5, 2015...Signed to the Texans practice squad on Sept. 8, 2015...Signed to the Texans active roster on Sept. 30, 2015.

2016 (Houston 16/3):

- Set career marks for games played (16), starts (3), tackles (19) and tackles for loss (2)
- Finished tied for eighth on the team in special teams tackles with six
- Posted a single-game career-high five solo tackles to go along with a tackle for loss in the season opener vs. Chicago (9/11)
- Made his second career start and notched one tackle for loss vs. Kansas City (9/18)
- Matched a single-game season high with five tackles (three solo) at New England (9/22) in Week 3
- Played exclusively on special teams vs. Tennessee (10/2) in Week 4
- Registered a special teams tackle at Minnesota (10/9) in Week 5
- Notched two special teams tackles vs. Indianapolis (10/16) in Week 6
- Contributed with one special teams tackle at Denver (10/24) in Week 7
- Saw action as a reserve linebacker and played on special teams in Weeks 8-16
- Started at MIKE linebacker and tied a season high with five tackles (three solo) at Tennessee (11/17) in Week 17

2015 (Houston 13/1, 1/0):

- Played in 13 games (one start) and recorded 16 tackles (10 solo), one tackle for loss and 14 special teams tackles
- Signed to the Texans active roster from the practice squad on Sept. 30
- Played mostly on special teams in Weeks 4-6
- Recorded two tackles, including a tackle for loss, at Miami (10/25)
- Made his first career start vs. Tennessee (11/1)
- Tied for second on the team with a career-high seven tackles (three solo) and added one tackle on special teams vs. Tennessee (11/1)
- Tied for the team lead with five total tackles, including four solo stops at Tennessee (12/27)

2014 (Houston 1/0):

- Inactive in Weeks 11-12
- Made his NFL debut vs. Tennessee (11/30) in Week 13 and had one tackle on special teams

COLLEGE:

- Played four seasons (2010-13) at Michigan State University in East Lansing, Mich.
- Four-year letter winner and three-year starter at middle linebacker
- Two-time All-Big Ten First Team selection (2012, 2013)
- Collected 299 career tackles in 53 games, including 40 starts
- Finished his career ranked 11th in MSU history in tackles for loss (30.5 for 103 yards)
- Tallied eight career sacks (51 yards), 11 passes defended (three interceptions, eight pass breakups) and four forced fumbles
- Two-time Academic All-American (first team in 2013, second team in 2012)

PERSONAL:

2016 STATISTICS

REGULAR SEASON				TACKLES					SACKS		INTERCEPTIONS					FUMBLES			
Date	Opp	GP	GS	Tot	Solo	Asst	QBH	TFL	Sk	Yds	Int	Yds	Lg	TD	PD	FF	FR	Yds	TD
9/11	CHI	1	0	5	5	0	0	1	0.0	0.0	0	0	0	0	0	0	0	0	0
9/18	KC	1	1	1	1	0	0	1	0.0	0.0	0	0	0	0	0	0	0	0	0
9/22	at NE	1	1	5	3	2	0	0	0.0	0.0	0	0	0	0	0	0	0	0	0
10/2	TEN	1	0	0	0	0	0	0	0.0	0.0	0	0	0	0	0	0	0	0	0
10/9	at MIN	1	0	0	0	0	0	0	0.0	0.0	0	0	0	0	0	0	0	0	0
10/16	IND	1	0	0	0	0	0	0	0.0	0.0	0	0	0	0	0	0	0	0	0
10/24	at DEN	1	0	0	0	0	0	0	0.0	0.0	0	0	0	0	0	0	0	0	0
10/30	DET	1	0	0	0	0	0	0	0.0	0.0	0	0	0	0	0	0	0	0	0
11/13	at JAX	1	0	0	0	0	0	0	0.0	0.0	0	0	0	0	0	0	0	0	0
11/21	at OAK	1	0	1	1	0	0	0	0.0	0.0	0	0	0	0	0	0	0	0	0
11/27	SD	1	0	1	1	0	0	0	0.0	0.0	0	0	0	0	0	0	0	0	0
12/4	at GB	1	0	0	0	0	0	0	0.0	0.0	0	0	0	0	0	0	0	0	0
12/11	at IND	1	0	0	0	0	0	0	0.0	0.0	0	0	0	0	0	0	0	0	0
12/18	JAX	1	0	1	0	1	0	0	0.0	0.0	0	0	0	0	0	0	0	0	0
12/24	CIN	1	0	0	0	0	0	0	0.0	0.0	0	0	0	0	0	0	0	0	0
1/1/17	at TEN	1	1	5	3	2	0	0	0.0	0.0	0	0	0	0	0	0	0	0	0
Totals		16	3	19	14	5	0	2	0.0	0.0	0	0	0	0	0	0	0	0	0

ADDITIONAL STATISTICS

Special Teams Tackles: 6

CAREER STATISTICS

REGULAR SEASON				TACKLES					SACKS		INTERCEPTIONS					FUMBLES			
Year	Team	GP	GS	Tot	Solo	Asst	QBH	TFL	Sk	Yds	Int	Yds	Lg	TD	PD	FF	FR	Yds	TD
2014	HOU	1	0	0	0	0	0	0	0.0	0.0	0	0	0	0	0	0	0	0	0
2015	HOU	13	1	16	10	6	0	1	0.0	0.0	0	0	0	0	0	0	0	0	0
2016	HOU	16	3	19	14	5	0	2	0.0	0.0	0	0	0	0	0	0	0	0	0
Totals		30	4	35	24	11	0	3	0.0	0.0	0	0	0	0	0	0	0	0	0

POSTSEASON				TACKLES					SACKS		INTERCEPTIONS					FUMBLES			
Year	Team	GP	GS	Tot	Solo	Asst	QBH	TFL	Sk	Yds	Int	Yds	Lg	TD	PD	FF	FR	Yds	TD
2015	HOU	1	0	0	0	0	0	0	0.0	0.0	0	0	0	0	0	0	0	0	0
Totals		1	0	0	0	0	0	0	0.0	0.0	0	0	0	0	0	0	0	0	0

ADDITIONAL REGULAR SEASON STATISTICS

Special Teams Tackles (20): 2015 - 14; 2016 - 6

CAREER GAME HIGHS

Tackles: 7 vs. TEN, 11/1/15 | TFL: 1, 3x – last: vs. KC, 9/18/16

- Three-year starter and two-time all-state selection for Coach Greg Vaughan at St. Francis High School in Traverse City, Mich., helping the Gladiators win back-to-back Division 7 state championships in 2008-09
- Selected Division 7 Player of the Year by The Associated Press, anchoring a defensive unit that allowed only 5.9 points per game in 2009
- Recorded 137 tackles (71 solos, 66 assists), including four sacks (39 yards), and three interceptions as a senior, while also playing fullback and tight end
- Rushed 40 times for 466 yards (11.7 avg.) and four touchdowns and had 13 receptions for 174 yards (13.4 avg.) and seven touchdowns in 2009 as a senior
- Named recipient of the Ron Holland Scholar-Athlete Award as the Detroit Free Press Dream Team member with the highest grade-point average (3.96)
- Became a third-generation Spartan, following in the footsteps of his grandfather Hank (guard, 1952-54) and father Shane (linebacker, 1983-86) who played football at Michigan State
- His grandfather Jim Morse (halfback, 1954-56) played at Notre Dame
- His uncles Chuck Bullough (Michigan State, linebacker, 1988-91), Bobby Morse (Michigan State, running back, 1983-86) and Jim Morse (Notre Dame, cornerback, 1976-77) played college football
- His brother, Riley, is a senior linebacker at Michigan State in 2016



CHRIS CLARK

TACKLE | 6-5 | 305 | SOUTHERN MISSISSIPPI

Hometown: New Orleans, La. | **7th NFL Season** | **2nd with Texans** | **Age:** 31
Acquired: T-'15 (DEN) | **2016 GP/GS:** 16/14 | **Career GP/GS (Playoffs):** 96/45 (8/5)
Teams: Denver 2010-14; Houston 2015-16

74

TRANSACTIONS:

Signed by the Tampa Bay Buccaneers as a college free agent on May 2, 2008...Waived by the Buccaneers on Aug. 30, 2008...Signed to the Minnesota Vikings practice squad on Sept. 10, 2008...Signed by the Vikings on January 7, 2009...Waived by the Vikings on Sept. 5, 2009...Signed to the Vikings practice squad on Sept. 6, 2009...Signed by the Vikings on January 27, 2010...Waived by the Vikings on Sept. 4, 2010...Claimed off waivers by the Denver Broncos on Sept. 5, 2010...Re-signed by the Broncos on April 2, 2012...Re-signed by the Broncos on April 10, 2013...Signed a two-year contract extension with the Broncos on Sept. 16, 2013...Traded to the Houston Texans on August 31, 2015...Re-signed with the Texans on March 10, 2016.

CAREER:

- A seventh-year offensive tackle who has appeared in 96 games (45 starts) with Houston (2015-16) and Denver (2010-14) after two years competing on Minnesota's practice squad
- Started 14 regular season games and three playoff contests at left tackle in place of injured All-Pro Ryan Clady in 2013 as part of an offensive line that allowed the fewest sacks (20) in the NFL
- Spent the 2008 and 2009 seasons on the Vikings practice squad after competing in Tampa Bay's training camp as a rookie in 2008
- Started every game at left tackle during his final three seasons at the University of Southern Mississippi, earning All-Conference USA recognition following his senior year
- Played in the New Orleans High School All-Star Game and was named an All-District offensive guard as a senior at McDonogh 35 High School in New Orleans
- Claimed off waivers by the Broncos from Minnesota on Sept. 5, 2010
- Entered the NFL with Tampa Bay as a college free agent in 2008

2016 (Houston 16/14):

- Started the season opener at left tackle in place of T Duane Brown and helped pave the way for RB Lamar Miller's 106-yard rushing performance vs. Chicago (9/11)
- Started at left tackle vs. Kansas City (9/18) in Week 2, at New England (9/22) in Week 3 and vs. Tennessee (10/2) in Week 4
- Came off the bench for the first time and saw time at both tackle spots at Minnesota (10/9)
- Started at right tackle in place of T Derek Newton and helped pave the way for RB Lamar Miller's 149-yard rushing performance vs. Indianapolis (10/16) in Week 6
- Took over at right tackle when T Derek Newton departed with an injury in the second quarter at Denver (10/24) in Week 7
- Started at right tackle in Weeks 8-17
- Helped RB Lamar Miller rush for 107 yards and a touchdown at Indianapolis (12/11) in Week 14

2015 (Houston 11/4, 1/1):

- Played in 11 games (four starts) after being acquired by the Texans in a trade with the Denver Broncos on Aug. 31
- Started at left tackle in Weeks 2-3
- Recorded two fumble recoveries in Weeks 3 and 7
- Started at right tackle in Weeks 6-7
- Started at left tackle in the AFC Wild Card Game vs. Kansas City (1/9/16)

2014 (Denver 13/7, 1/1):

- Played 13 regular season games (seven starts) on offense, opening five games at right tackle and another two contests as a blocking tight end
- Started at right tackle and lined up on all 346 offensive snaps during the first five games of the season
- Started as an extra tight end in Denver's AFC Divisional Playoff Game vs. Indianapolis (1/11/15)

2013 (Denver 16/14, 3/3):

- Appeared in all 16 regular season games for the third consecutive season and set a career high with 14 starts at left tackle in place of injured All-Pro Ryan Clady
- Started all three postseason contests
- Was part of an offensive line unit that allowed the fewest sacks (20) in the NFL, as well as the most games allowing zero sacks (6)
- Opened his first career game at left tackle in Denver's Week 3 win vs. Oakland (9/23)
- Part of an offensive line group that was named a collective Offensive Player of the Week by Sports Illustrated's Peter King for its performance in which it allowed zero sacks and zero quarterback hits against the NFL's top-ranked sack defense vs. Kansas City (11/17)

2012 (Denver 16/0, 1/0):

CAREER STATISTICS

REGULAR SEASON GAMES PLAYED/STARTED (PLAYOFFS):

2008 Minnesota: 0/0 (0/0)
2009 Minnesota: 0/0 (0/0)
2010 Denver: 8/0 (0/0)
2011 Denver: 16/6 (2/0)
2012 Denver: 16/0 (1/0)
2013 Denver: 16/14 (3/3)
2014 Denver: 13/7 (1/1)
2015 Houston: 11/4 (1/1)
2016 Houston: 16/14
TOTAL: 96/45 (8/5)

- Appeared in all 16 regular season games for the second consecutive season, seeing action in 63 snaps on offense and 88 plays on special teams

2011 (Denver 16/6, 2/0):

- Played all 16 regular-season games (six starts) and both playoff contests for Denver, seeing time on special teams and as an extra blocking tight end on offense

2010 (Denver 8/0):

- Played in Denver's final eight games after being assigned to the Broncos off waivers from Minnesota on Sept. 5
- Played primarily on special teams and on Denver's goal-line and short-yardage packages
- Made his NFL debut vs. Kansas City (11/14), lining up as an eligible tackle on quarterback Tim Tebow's 1-yard touchdown run in the second quarter

2009 (Minnesota 0/0):

- Spent the 2009 season on Minnesota's practice squad

2008 (Minnesota 0/0):

- Entered the NFL as a college free agent with Tampa Bay on May 2, competed with the Buccaneers during training camp before being waived and spending his rookie season on Minnesota's practice squad

COLLEGE:

- Played 48 games (39 starts) over four years (2005-08) at the University of Southern Mississippi in Hattiesburg, Miss., opening every contest during his final three seasons at left tackle (30 starts) and left guard (nine starts)
- Earned All-Conference USA honors following his junior and senior seasons as the Golden Eagles posted more than 2,000 rushing yards in both campaigns
- Named to the Conference USA All-Freshman Team in 2004

PERSONAL:

- Received all-district distinction at offensive guard and played in the 2002 New Orleans High School All-Star Game following his senior season at McDonogh 35 High School in New Orleans
- Won district and regional titles in shot put and discus as a prep senior



JADEVEON CLOWNEY

DEFENSIVE END | 6-5 | 270 | SOUTH CAROLINA

Hometown: Rock Hill, S.C. | 3rd NFL Season | 3rd with Texans | Age: 23
 Acquired: D1-'14 | 2016 GP/GS: 14/14 | Career GP/GS (Playoffs): 31/25 (0/0)
 Teams: Houston 2014-16

90

TRANSACTIONS:

Selected by the Houston Texans with the first overall pick in the 2014 NFL Draft.

HONORS:

- Pro Bowl selection (2016)

2016 (Houston 14/14):

- Named to the 2017 Pro Bowl
- One of two players in the NFL with at least 50 tackles, 6.0 sacks, 16 tackles for loss and two passes defended (Saints DE Cameron Jordan)
- Finished tied for sixth in the NFL with 16 tackles for loss
- Made his first career start at defensive end and totaled four tackles (three solo), including 1.0 sack, a career-high three quarterback hits and two tackles for loss, which tied a single-game career-high, vs. Chicago (9/11)
- Recorded three solo tackles, two quarterback hits, one tackle for loss and one pass defended vs. Kansas City (9/18)
- Finished with two solo tackles, including 1.0 sack, and two quarterback hits on Titans QB Marcus Mariota vs. Tennessee (10/2) in Week 4
- Tied a single-game career high with eight tackles (seven solo) and doubled his previous career high with four tackles for loss at Minnesota (10/9) in Week 5
- Made four tackles (three solo) and added two quarterback hits vs. Indianapolis (10/16)
- Logged four tackles (three solo) and one quarterback hit, giving him a career-high nine on the season, at Denver (10/24)
- Sacked Lions QB Matthew Stafford for a 9-yard loss in the second quarter and recorded his ninth tackle for loss of the year, which set a single-season career-high, vs. Detroit (10/30)
- Tallied four solo tackles and a tackle for loss at Jacksonville (11/13) in Week 10
- Finished second on the team with five tackles (all solo), including two for loss, at Oakland (11/21) in Week 11
- With two tackles vs. San Diego (11/27) in Week 12, set a single-season career-high with his 41st total tackle of the year, surpassing his previous best of 40 in 2015
- Inactive for Week 13 at Green Bay (12/4) with an injury
- Finished with three tackles, a strip-sack of Colts QB Andrew Luck and a season-high-tying three quarterback hits at Indianapolis (12/11) in Week 14
- Set a single-season career high with his fifth sack of the year when he brought down Jaguars QB Blake Bortles for an 8-yard loss and finished with five total tackles and three tackles for loss vs. Jacksonville (12/18) in Week 15
- Recorded a sack in three straight games for the first time in his career when he brought down Bengals QB Andy Dalton vs. Cincinnati (12/24) in Week 16
- Inactive for Week 17 at Tennessee (1/1/17) with an injury

2015 (Houston 13/9, 0/0):

- Recorded four tackles (three solo), one forced fumble, and 1.0 tackles for loss vs. Kansas City (9/13)
- Totaled two solo tackles and the first two passes defended of his career at Carolina (9/20)
- Made two tackles (one solo) and had one quarterback hit vs. Tampa Bay (9/27)
- Recorded two tackles (one solo) and one pass defended at Atlanta (10/4)
- Had two solo tackles, one tackle for loss, and one quarterback hit vs. Indianapolis (10/8)
- Inactive in Week 6 at Jacksonville (10/18)
- Recorded the first sack of his career in the second quarter at Miami (10/25) when he brought down Dolphins QB Ryan Tannehill for a 13-yard loss
- Led the team with a career-high eight tackles (seven solo), including two tackles for loss and a sack at Miami (10/25)
- Inactive in Week 10 at Cincinnati (11/1)

2016 STATISTICS

REGULAR SEASON				TACKLES					SACKS		INTERCEPTIONS						FUMBLES			
Date	Opp	GP	GS	Tot	Solo	Asst	QBH	TFL	Sk	Yds	Int	Yds	Lg	TD	PD	FF	FR	Yds	TD	
9/11	CHI	1	1	4	3	1	3	2	1.0	1.0	0	0	0	0	0	0	0	0	0	
9/18	KC	1	1	3	3	0	2	1	0.0	0.0	0	0	0	0	1	0	0	0	0	
9/22	at NE	1	1	2	1	1	0	0	0.0	0.0	0	0	0	0	0	0	0	0	0	
10/2	TEN	1	1	2	2	0	2	1	1.0	6.0	0	0	0	0	0	0	0	0	0	
10/9	at MIN	1	1	8	7	1	0	4	0.0	0.0	0	0	0	0	0	0	0	0	0	
10/16	IND	1	1	4	3	1	2	0	0.0	0.0	0	0	0	0	0	0	0	0	0	
10/24	at DEN	1	1	4	3	1	1	0	0.0	0.0	0	0	0	0	0	0	0	0	0	
10/30	DET	1	1	3	2	1	1	1	1.0	9.0	0	0	0	0	0	0	0	0	0	
11/13	at JAX	1	1	4	4	0	0	1	0.0	0.0	0	0	0	0	0	0	0	0	0	
11/21	at OAK	1	1	5	5	0	0	2	0.0	0.0	0	0	0	0	0	0	0	0	0	
11/27	SD	1	1	2	1	1	0	0	0.0	0.0	0	0	0	0	0	0	0	0	0	
12/4	at GB			INACTIVE																
12/11	at IND	1	1	3	1	2	3	0	1.0	11.0	0	0	0	0	0	1	0	0	0	
12/18	JAX	1	1	5	4	1	2	3	1.0	8.0	0	0	0	0	1	0	0	0	0	
12/24	CIN	1	1	3	1	2	1	1	1.0	10.0	0	0	0	0	0	0	0	0	0	
1/1/17	at TEN			INACTIVE																
Totals		14	14	52	40	12	17	16	6.0	45.0	0	0	0	0	2	1	0	0	0	

CAREER STATISTICS

REGULAR SEASON				TACKLES					SACKS		INTERCEPTIONS					FUMBLES			
Year	Team	GP	GS	Tot	Solo	Asst	QBH	TFL	Sk	Yds	Int	Yds	Lg	TD	PD	FF	FR	Yds	TD
2014	HOU	4	2	7	5	2	0	3	0.0	0.0	0	0	0	0	0	0	0	0	0
2015	HOU	13	9	40	27	13	8	8	4.5	43.5	0	0	0	0	6	1	0	0	0
2016	HOU	14	14	52	40	12	17	16	6.0	45.0	0	0	0	0	2	1	0	0	0
Totals		31	25	99	72	27	25	27	10.5	88.5	0	0	0	0	8	2	0	0	0

CAREER GAME HIGHS

Tackles: 8, 2x – last: at MIN, 10/9/16 | **QBH:** 3, 2x – last: at IND, 12/11/16 | **TFL:** 4 at MIN, 10/9/16

Sacks: 2.0 vs. NE, 12/13/15 | **PD:** 2 at CAR, 9/20/15 | **FF:** 1, 2x – last: at IND, 12/11/16

- Split a sack with OLB John Simon in the fourth quarter vs. N.Y. Jets (11/22)
- Brought down Bills QB Tyrod Taylor for a sack in the fourth quarter (12/6), bringing his total to 2.5 for the season
- Finished with three solo tackles, including two for loss and 1.0 sack at Buffalo (12/6)
- His two tackles for loss tied a single-game career-high (12/6)
- Totaled a single-game career-high 2.0 sacks to go along with seven tackles (four solo) vs. New England (12/13)
- Recorded a sack in his second straight game when he brought down Patriots QB Tom Brady for a 10-yard loss in the third quarter vs. New England (12/13)
- Sacked Brady for another 10-yard loss in the fourth quarter vs. New England (12/13), increasing his sack total on the year to 4.5
- His tackle total was the second-highest single-game total of his career
- Notched four tackles (one solo), one quarterback hit and one pass defended at Indianapolis (12/20)
- Selected by teammates as the 2015 Ed Block Courage Award winner
- Inactive in Week 17 vs. Jacksonville (1/3/16) and in Wild Card Game vs. Kansas City (1/9/16)

2014 (Houston 4/2):

- Recorded a tackle for loss in his first career start vs. Washington (9/7)
- Inactive in Weeks 2-7
- Played at Tennessee (10/26) in Week 8 and made one tackle
- Inactive in Week 9
- Made a pair of tackles and had a tackle for loss at Cleveland (11/16) in Week 11
- Had a career-high three tackles and a tackle for loss vs. Cincinnati (11/23) in Week 12
- Inactive in Weeks 13-14

COLLEGE:

- Played three seasons (2011-13) at the University of South Carolina in Columbia, S.C.
- Started 23-of-36 games for the Gamecocks, recording 130 tackles (85 solos) that included 24.0 sacks for minus-148 yards, 47.0 tackles for loss (minus-221 yards) and 20 quarterback pressures

JADEVEON CLOWNEY

- Recovered one fumble, forced nine others and deflected seven passes
- Finished second in school annals with 47.0 tackles for loss
- Third on the school's all-time list with 24.0 sacks
- Holds school record with nine forced fumbles
- Two-time All-American (2012, 2013)
- Two-time All-SEC (2012, 2013)
- SEC Freshman of the Year
- Became the third Gamecock to earn first-team All-American honors in two seasons

PERSONAL:

- Attended South Pointe High School in Rock Hill, S.C.
- Started for the Stallions as a freshman at running back and defensive end
- Tallied 162 tackles, 29.5 sacks, 29 tackles for loss, 11 forced fumbles and six fumble recoveries, and scored five touchdowns on defense
- Led his team a 15-0 record and state championship and finished with 17 sacks
- Finished his sophomore season with 144 tackles and 23 sacks
- Named South Carolina's 2010 Mr. Football
- Played in the Shrine Bowl of the Carolinas
- Notched seven tackles and 1.5 sacks in the Under Armour All-America Game
- Named the consensus best player in the nation and named USA Today's National Defensive Player of the Year
- Lettered for the school's basketball team
- Majored in African-American studies



CHRISTIAN COVINGTON

DEFENSIVE END | 6-2 | 305 | RICE

Hometown: Vancouver, B.C., Canada | 2nd NFL Season | 2nd with Texans | Age: 23

Acquired: D6b-15 | 2016 GP/GS: 16/5 | Career GP/GS (Playoffs): 31/5 (1/0)

Teams: Houston 2015-16

95

TRANSACTIONS:

Selected by the Houston Texans with the 40th pick in the sixth round (216th overall) of the 2015 NFL Draft.

2016 (Houston 16/5):

- Recorded an assist as a reserve defensive end in the season opener vs. Chicago (9/11)
- Tied a single-game career high with two tackles at New England (9/22) in Week 3
- Made his first career start and tallied one solo tackle vs. Tennessee (10/2) in Week 4
- Started at left defensive end and finished with a career-high five tackles (three solo) and his first tackle for loss of the season at Minnesota (10/9) in Week 5
- Made one solo tackle vs. Indianapolis (10/16) in Week 6 and at Denver (10/24) in Week 7
- Saw action as a reserve defensive end vs. Detroit (10/30) in Week 8
- Logged three solo tackles at Jacksonville (11/13) in Week 10
- Made one solo tackle at Oakland (11/21) in Week 11
- Notched one tackle vs. San Diego (11/27) in Week 12
- Started at defensive end and made one solo tackle and logged his first quarterback hit of the season at Green Bay (12/4) in Week 13
- Registered two tackles (one solo) and a quarterback hit at Indianapolis (12/11)
- Tied for second on the team with five tackles (four solo), while adding his first sack of the season and his first career pass defended at Tennessee (1/1/17) in Week 17

2015 (Houston 15/0, 1/0):

- Made his NFL debut Week 1 vs. Kansas City (9/13) and played Week 2 at Carolina (9/20)
- Recorded his first career NFL tackle vs. Tampa Bay (9/27)
- Made a tackle for loss vs. Indianapolis (10/8)
- Tallied his first career quarterback hit at Jacksonville (10/18)
- Registered his first career sack when he brought down Bengals QB Andy Dalton for a 6-yard loss in the third quarter at Cincinnati (11/16)
- Inactive in Week 15 at Indianapolis (12/20)

COLLEGE:

- Played three seasons (2012-14) at Rice University in Houston after redshirting the 2011 campaign
- Chose to enter NFL Draft after an injury-shortened 2014 campaign
- First Rice interior defensive lineman drafted since Cornelius Walker in 1976 (Kansas City, 3rd round, 59th overall selection)
- Saw his 2014 season come to an end after an injury at FIU resulted in knee surgery
- First-team All-C-USA pick by league coaches as well as Dave Campbell's Texas Football's All-Texas College second team in 2013
- Led team with career-high 11.5 tackles for loss among his 59 stops, including four sacks in 2013
- Named to USA Today's All-Bowl team for his efforts vs. Air Force in the Armed Forces Bowl in 2012
- Completed the 2012 season with 20 quarterback hurries, 43 tackles (25 solo), eight tackles for loss, five sacks, forced one fumble and one pass breakup
- Led C-USA freshmen and was tied for second nationally among first year players with five sacks in 2012
- Redshirted in 2011

2016 STATISTICS

REGULAR SEASON				TACKLES					SACKS		INTERCEPTIONS					FUMBLES			
Date	Opp	GP	GS	Tot	Solo	Asst	QBH	TFL	Sk	Yds	Int	Yds	Lg	TD	PD	FF	FR	Yds	TD
9/11	CHI	1	0	1	0	1	0	0	0.0	0.0	0	0	0	0	0	0	0	0	0
9/18	KC	1	0	0	0	0	0	0	0.0	0.0	0	0	0	0	0	0	0	0	0
9/22	at NE	1	0	2	0	2	0	0	0.0	0.0	0	0	0	0	0	0	0	0	0
10/2	TEN	1	1	1	1	0	0	0	0.0	0.0	0	0	0	0	0	0	0	0	0
10/9	at MIN	1	1	5	3	2	0	1	0.0	0.0	0	0	0	0	0	0	0	0	0
10/16	IND	1	1	1	1	0	0	0	0.0	0.0	0	0	0	0	0	0	0	0	0
10/24	at DEN	1	1	1	1	0	0	0	0.0	0.0	0	0	0	0	0	0	0	0	0
10/30	DET	1	0	0	0	0	0	0	0.0	0.0	0	0	0	0	0	0	0	0	0
11/13	at JAX	1	0	3	3	0	0	0	0.0	0.0	0	0	0	0	0	0	0	0	0
11/21	at OAK	1	0	1	1	0	0	0	0.0	0.0	0	0	0	0	0	0	0	0	0
11/27	SD	1	0	1	0	1	0	0	0.0	0.0	0	0	0	0	0	0	0	0	0
12/4	at GB	1	1	1	1	0	1	0	0.0	0.0	0	0	0	0	0	0	0	0	0
12/11	at IND	1	0	2	1	1	1	0	0.0	0.0	0	0	0	0	0	0	0	0	0
12/18	JAX	1	0	0	0	0	0	0	0.0	0.0	0	0	0	0	0	0	0	0	0
12/24	CIN	1	0	2	0	2	0	0	0.0	0.0	0	0	0	0	0	0	0	0	0
1/1/17	at TEN	1	0	5	4	1	0	1	1.0	2.0	0	0	0	0	1	0	0	0	0
Totals		16	5	26	16	10	2	2	1.0	2.0	0	0	0	0	1	0	0	0	0

CAREER STATISTICS

REGULAR SEASON				TACKLES					SACKS		INTERCEPTIONS					FUMBLES			
Year	Team	GP	GS	Tot	Solo	Asst	QBH	TFL	Sk	Yds	Int	Yds	Lg	TD	PD	FF	FR	Yds	TD
2015	HOU	15	0	8	5	3	4	4	2.0	24.0	0	0	0	0	0	0	0	0	0
2016	HOU	16	5	26	16	10	2	2	1.0	2.0	0	0	0	0	1	0	0	0	0
Totals		31	5	34	21	13	6	6	3.0	26.0	0	0	0	0	1	0	0	0	0

POSTSEASON				TACKLES					SACKS		INTERCEPTIONS					FUMBLES			
Year	Team	GP	GS	Tot	Solo	Asst	QBH	TFL	Sk	Yds	Int	Yds	Lg	TD	PD	FF	FR	Yds	TD
2015	HOU	1	0	2	0	2	0	0	0.0	0.0	0	0	0	0	0	0	0	0	0
Totals		1	0	2	0	2	0	0	0.0	0.0	0	0	0	0	0	0	0	0	0


CAREER GAME HIGHS

Tackles: 5, 2x – last: at TEN, 1/1/17 | QBH: 1, 6x – last: at IND, 12/11/16 | TFL: 1, 6x – last: at TEN, 1/1/17

Sacks: 1.0, 2x – last: vs. JAX, 1/3/16 | PD: 1 at TEN, 1/1/17

PERSONAL:

- Attended Vancouver (B.C., Canada) College Prep
- Provincial Defensive MVP while leading the Fighting Irish to the Provincial Championship and ranked as the top defensive lineman in Canada
- Credited with 83 tackles, including 15 sacks as a senior
- Had 276 tackles and 38 sacks in his career
- Credited with four tackles in the 2010 National Underclassmen Combine All-World Gridiron Classic in Charleston, S.C.
- Father, Grover Covington, is the CFL all-time leader in career sacks with 157.0 and was inducted into the Canadian Football Hall of Fame in 2000



BRIAN CUSHING

INSIDE LINEBACKER | 6-3 | 255 | SOUTHERN CALIFORNIA

Hometown: Park Ridge, N.J. | 8th NFL Season | 8th with Texans | Age: 29

Acquired: D1-'09 | 2016 GP/GS: 13/13 | Career GP/GS (Playoffs): 99/99 (3/3)

Teams: Houston 2009-16

56

TRANSACTIONS:

Selected by the Houston Texans with the 15th pick in the first round (15th overall) of the 2009 NFL Draft...Re-signed with the Texans on Sept. 3, 2013.

HONORS:

- Associated Press All-Pro Second Team (2009, 2011)
- Associated Press Defensive Rookie of the Year (2009)
- Pro Bowl Selection (2010)
- Pro Football Weekly/PFWA All-AFC Team (2011)
- Houston Texans Team Most Valuable Player (2011)
- Ed Block Courage Award Winner (2013)
- Houston Texans Team Rookie of the Year (2009)
- AFC Defensive Player of the Week (Week 6, 2009; Week 8, 2009)
- NFL Defensive Rookie of the Month (November, 2009; December, 2009)
- Pro Football Weekly/PFWA Defensive Rookie of the Year (2009)
- Pro Football Weekly/PFWA All-Rookie Team (2009)
- GMC Never Say Never Moment of the Week for Week 1 fourth-quarter interception return for a touchdown at San Diego (2013)
- Named NFLPA's Community Most Valuable Player of the Week for his positive impact in the local community (Week 14, 2015)

CAREER:

- The all-time leading tackler in Texans history
- Owns 648 tackles in his career, making him the second player in Texans history to reach 600 career tackles (DeMeco Ryans)
- Has played in the 10th-most regular-season games in Texans history after passing C Bryan Pittman (95)
- Led the team in tackles in 2009 and 2011
- His 133 tackles in 2009 finished tied for second most in the AFC, trailing only Ray Lewis' 134 tackles
- Ranks ninth in team history with 12.0 career sacks
- Has eight career interceptions, 29 passes defensed, nine forced fumbles and one safety
- Has 17 career double-digit tackle games

2016 (Houston 13/13):

- One of eight finalists for the 2016 Art Rooney Sportmanship Award
- Finished second on the team in tackles with 65
- Recorded two tackles (one solo) in nine defensive snaps before departing with an injury in the season opener vs. Chicago (9/11)
- Inactive for Week 2 vs. Kansas City (9/18) and Week 3 at New England (9/22)
- Returned from injury and posted a season-high four tackles (three solo) vs. Tennessee (10/2) in Week 4
- Posted four tackles (two solo) at Minnesota in Week 5
- Racked up a season-high eight tackles (four solo) and surpassed the 600 career tackle mark vs. Indianapolis (10/16) in Week 6
- Finished with six tackles (three solo) at Denver (10/24) in Week 7
- Finished second on the team with seven tackles, all of which were solo stops, vs. Detroit (10/30) in Week 8
- Tied for second on the team with seven tackles (three solo) and notched his first tackle for

2016 STATISTICS

REGULAR SEASON				TACKLES					SACKS		INTERCEPTIONS					FUMBLES			
Date	Opp	GP	GS	Tot	Solo	Asst	QBH	TFL	Sk	Yds	Int	Yds	Lg	TD	PD	FF	FR	Yds	TD
9/11	CHI	1	1	2	1	1	0	0	0.0	0.0	0	0	0	0	0	0	0	0	0
9/18	KC			INACTIVE															
9/22	at NE			INACTIVE															
10/2	TEN	1	1	4	3	1	0	0	0.0	0.0	0	0	0	0	0	0	0	0	0
10/9	at MIN	1	1	4	2	2	0	0	0.0	0.0	0	0	0	0	0	0	0	0	0
10/16	IND	1	1	8	4	4	0	0	0.0	0.0	0	0	0	0	0	0	0	0	0
10/24	at DEN	1	1	6	3	3	0	0	0.0	0.0	0	0	0	0	0	0	0	0	0
10/30	DET	1	1	7	7	0	0	0	0.0	0.0	0	0	0	0	0	0	0	0	0
11/13	at JAX	1	1	3	3	0	1	0	0.0	0.0	0	0	0	0	0	0	0	0	0
11/21	at OAK	1	1	2	2	0	0	0	0.0	0.0	0	0	0	0	0	0	0	0	0
11/27	SD	1	1	7	3	4	0	1	0.0	0.0	0	0	0	0	0	0	0	0	0
12/4	at GB	1	1	6	2	4	1	0	0.0	0.0	0	0	0	0	0	0	0	0	0
12/11	at IND	1	1	6	3	3	0	0	0.0	0.0	0	0	0	0	0	0	0	0	0
12/18	JAX	1	1	4	2	2	0	0	0.0	0.0	0	0	0	0	0	0	0	0	0
12/24	CIN	1	1	5	3	2	0	1	0.0	0.0	0	0	0	0	0	0	0	0	0
1/1/17	at TEN			INACTIVE															
Totals		13	13	65	38	27	2	2	0.0	0.0	0	0	0	0	1	0	0	0	0

CAREER STATISTICS

REGULAR SEASON				TACKLES					SACKS		INTERCEPTIONS					FUMBLES			
Year	Team	GP	GS	Tot	Solo	Asst	QBH	TFL	Sk	Yds	Int	Yds	Lg	TD	PD	FF	FR	Yds	TD
2009	HOU	16	16	133	86	47	12	12	4.0	30.5	4	26	20	0	10	2	0	0	0
2010	HOU	12	12	76	53	23	11	8	1.5	12.0	0	0	0	0	4	1	0	0	0
2011	HOU	16	16	114	76	38	13	8	4.0	21.0	2	5	5	0	5	2	0	0	0
2012	HOU	5	5	30	23	7	2	0	0.0	0.0	1	1	1	0	2	1	0	0	0
2013	HOU	7	7	48	36	12	4	6	1.5	4.5	1	18	18	1	3	1	0	0	0
2014	HOU	14	14	72	41	31	9	1	1.0	8.0	0	0	0	0	2	1	0	0	0
2015	HOU	16	16	110	63	47	2	4	0.0	0.0	0	0	0	0	3	1	0	0	0
2016	HOU	13	13	65	38	27	2	2	0.0	0.0	0	0	0	0	1	0	0	0	0
Totals		99	99	648	416	232	55	41	12.0	76.0	8	50	20	1	30	9	0	0	0

POSTSEASON				TACKLES					SACKS		INTERCEPTIONS					FUMBLES			
Year	Team	GP	GS	Tot	Solo	Asst	QBH	TFL	Sk	Yds	Int	Yds	Lg	TD	PD	FF	FR	Yds	TD
2011	HOU	2	2	19	10	9	0	1	0.0	0.0	0	0	0	0	1	0	0	0	0
2015	HOU	1	1	13	9	4	0	0	0.0	0.0	1	0	0	0	1	0	0	0	0
Totals		3	3	32	19	13	0	1	0.0	0.0	1	0	0	0	2	0	0	0	0

ADDITIONAL STATISTICS

Safeties (1): vs. Oakland, 10/4/09 | Touchdowns (1): at San Diego (18-yard INT return)

CAREER GAME HIGHS

Tackles: 17 at NYG, 9/21/14 | QBH: 3, 3x – last: vs. BAL, 12/13/10 | TFL: 4 vs. TEN, 11/28/10

Sacks: 1.5, 2x – last: vs. TEN, 9/15/13 | INT: 1, 8x – last: at SD, 9/9/13 | PD: 2, 4x – last: at SD, 9/9/13 | FF: 2, 2x – last: at IND, 12/22/11

loss of the season vs. San Diego (11/27) in Week 12

- Finished second on the team with six tackles and one quarterback hit, his second of the year, at Green Bay (12/4) in Week 13
- Registered six tackles, bringing his career total to 639, which passed DeMeco Ryans (636) for the most career tackles in Texans history, at Indianapolis (12/11) in Week 14
- Notched his second tackle for loss of the season as part of a five-tackle effort vs. Cincinnati (12/24) in Week 16
- Inactive for Week 17 at Tennessee (1/1/17) with an injury

2015 (Houston 16/16, 1/1):

- Led the team with 10 tackles (six solo) vs. Kansas City (9/13)
- Tied for second on the team with seven tackles (four solo) and added one pass defensed at Carolina (9/20)
- Deflected a pass on third down of Carolina's opening drive to force a punt (9/20)
- Made four tackles (three solo) vs. Tampa Bay (9/27)
- Led the team with 11 tackles (seven solo), including one for a loss, at Atlanta (10/4)
- Led the team with eight tackles in the game vs. Indianapolis (10/8)

BRIAN CUSHING

- Led the team with 12 tackles (nine solo) at Jacksonville (10/18)
- Posted his fourth double-digit tackle game of the season and 17th of his career vs. Tennessee (11/1)
- Led the team with 13 tackles (six solo) and added one pass defended vs. Tennessee (11/1)
- Tied for third on the team with five tackles (four solo), including one for loss, vs. N.Y. Jets (11/22)
- Tied for the team lead with nine tackles (six solo), including two tackles for loss, vs. New England (12/13)
- His tackles for loss total marked a single-game season-high (12/13)
- Tied for the team lead with seven tackles at Indianapolis (12/20)
- Recorded the second-most tackles (six) on the team, to go along with a forced fumble and a pass defended vs. Jacksonville (1/3/16)
- Forced a fumble on Jaguars RB Denard Robinson vs. Jacksonville (1/3/16), his first of the season and ninth of his career. DE J.J. Watt recovered the ball on the play
- Deflected a pass in the first quarter vs. Jacksonville (1/3/16), his third of the season and 29th of his career
- Finished the regular season with 110 total tackles (63 solo), his highest single-season total since 2011
- Tied DeMeco Ryans (86) for the 12th-most regular season games played in Texans history
- Set a franchise single-game postseason record and led the team with 13 tackles, including nine solo stops, in Wild Card Game vs. Kansas City (1/9/16)
- Intercepted his first career pass in the postseason when he picked off Chiefs QB Alex Smith in the first quarter. Became the fourth player in team history to record an interception in the playoffs (1/9/16)
- Passed Brooks Reed (19), Danieal Manning (23) and J.J. Watt (24) for the most career tackles (32) in Texans postseason history

2014 (Houston 14/14):

- Played in 14 games and finished with 72 tackles, nine quarterback hits, two passes defended, a forced fumble and 1.0 sacks
- Made five tackles and had a quarterback hit vs. Washington (9/7) in Week 1
- Was second on the team with six tackles in Week 2 at Oakland (9/14)
- Officially tied a franchise record with 17 total tackles at the N.Y. Giants (9/21) in Week 3
- Made a team-high nine tackles (eight solo) and a pass defended vs. Buffalo (9/28)
- Sacked Cowboys QB Tony Romo for 8 yards and registered nine tackles, a quarterback hit and a tackle for loss at Dallas (10/5) in Week 5
- Made four tackles vs. Indianapolis (10/9) in Week 6
- Inactive in Weeks 8-9
- Caused a fumble in the second quarter that was recovered by DE J.J. Watt and added six tackles, two quarterback hits and a pass defended at Cleveland (11/16) in Week 11
- Had eight tackles vs. Cincinnati (11/23) in Week 12
- Recorded four tackles and a pair of quarterback hits at Jacksonville (12/7) in Week 14

2013 (Houston 7/7):

- Led the team with 65 tackles and had 1.5 sacks and an interception before suffering a season-ending knee injury at Kansas City in Week 7
- Led the team with 11 tackles (five solo) and recorded an interception, which was returned 18 yards for a game-tying touchdown in the fourth quarter at San Diego (9/9)
- Tied career highs with 13 tackles (11 solo) and 1.5 sacks vs. Tennessee (9/15)
- Tied for a team-high with 10 tackles (seven solo) at Baltimore (9/22)
- Recorded 10 tackles (seven solo) and a forced fumble vs. Seattle (9/29)
- Recorded eight tackles (five solo) at San Francisco (10/6)
- Recorded eight tackles (four solo) vs. St. Louis (10/13)
- Recorded five solo tackles and a pass defended before suffering a leg injury in the third quarter at Kansas City (10/20)

2012 (Houston 5/5):

- Started five games and led the team in tackles before suffering a season-ending knee injury
- Named a team captain for the second consecutive season
- Finished the season with 43 tackles (27 solo), one interception, two passes defended and one forced fumble
- Led the defense with nine tackles (six solo) while also intercepting a pass and forcing a fumble in the season opener vs. Miami (9/9)
- Named one of the Defensive Players of the Game after recording nine tackles (three solo) at Jacksonville (9/16)
- Made seven tackles (three solo) and broke up a pass at Denver (9/23)
- Set a career-high with 13 tackles (9 solo) vs. Tennessee (9/30)
- Had five tackles (three solo) at the N.Y. Jets (10/8) before leaving the game with a knee injury
- Started at Indianapolis (12/14) in Week 15

2011 (Houston 16/16, 2/2):

- Second-Team Associated Press All-Pro selection and finished the season with a team-best 114 tackles (77 solo), 4.0 sacks, two interceptions and two forced fumbles
- Elected a team captain by his teammates in the second half of the season
- Started and led all Texans defenders with seven tackles (four solo) and one quarterback

pressure in the season opener vs. Indianapolis (9/11)

- Led the team with 10 tackles (seven solo) at Miami (9/18), his eighth double-digit tackle game
- Tied for the team lead with six tackles (two solo) vs. Pittsburgh (10/2)
- Recorded his first sack of the season and finished tied for the team lead in tackles with eight (seven solo) vs. Oakland (10/9)
- Led the defense with six tackles (five solo) and had a pass defended at Tennessee (10/23)
- Named the Defensive Player of the Game for the Texans after leading the team with seven tackles and recording an interception vs. Jacksonville (10/30)
- Led the defense with seven tackles (four solo) and sacked Browns QB Colt McCoy for a 5-yard loss vs. Cleveland (11/6)
- Led the defense with eight solo tackles, one sack and an interception at Tampa Bay (11/13)
- Tied for the team lead in tackles with six (five solo) while also adding two hits on the quarterback vs. Atlanta (12/4)
- Recorded his ninth career double-digit tackle game with 12 tackles (nine solo), including one for a loss vs. Carolina (12/18)
- Led the team in tackles for the 10th time in 2011 while also forcing two fumbles, including a sack-fumble on the first defensive play of the game at Indianapolis (12/22)
- Led the team with 19 postseason tackles
- Started in his postseason debut and registered a team-leading eight tackles, including five solos and one for loss in AFC Wild Card Playoff vs. Cincinnati (1/7/12)
- Recorded 11 tackles (five solo) and one pass defended in AFC Divisional Playoff at Baltimore (1/15/12)

2010 (Houston 12/12):

- Started the final 12 games of the regular season and totaled 76 tackles (49 solo), 1.5 sacks and one forced fumble
- Made season debut vs. the N.Y. Giants (10/10) and had nine tackles (four solo) and one pass defended
- Made eight tackles (seven solo) including one quarterback hit vs. Kansas City (10/17)
- Returned to strongside linebacker and recorded nine solo tackles and one quarterback hit at Jacksonville (11/14)
- Made four solo tackles and forced a fumble at the N.Y. Jets (11/21)
- Led the defense with seven tackles (three solo) including four for a loss to go along with two passes defended vs. Tennessee (11/28)
- Recorded 1.5 sacks for 12 yards lost and 10 tackles (six solo) including three for a loss vs. Baltimore (12/13)
- Made five tackles (four solo) including two quarterback hits vs. Jacksonville (1/2/11)

2009 (Houston 16/16):

- Started all 16 games as a rookie and was named Associated Press Defensive Rookie of the Year
- Voted into the 2010 Pro Bowl but was unable to play due to injury
- Made professional debut for the Texans, starting at linebacker vs. the N.Y. Jets (9/13), and tied for the team-high with eight tackles (five solo)
- Became the first Texans rookie to lead his team in tackles in his first three career games vs. Jacksonville (9/27), where he registered eight tackles (six solo), one tackle for loss, and two pass defended
- Wrapped up RB Justin Fargas in the end zone for the Texans first safety since Dec. 15, 2002 vs. Oakland (10/4)
- Made nine tackles (six solo), two passes defended, two forced fumbles and intercepted a pass from Bengals QB Carson Palmer late in the fourth quarter to clinch the victory at Cincinnati (10/18)
- Named the AFC Defensive Player of the Week (10/21) for his performance at Cincinnati
- Led the Texans in tackles for the sixth time in eight games with 10 (three solo) as well as having one sack, one pass defended and one interception at Buffalo (11/1)
- Set a career high with 12 tackles (10 solo), one pass defended, one tackle for a loss and one quarterback hit at Indianapolis (11/8)
- Defensive leader in tackles for the ninth time, compiling 11 tackles (seven solo) vs. Indianapolis (11/29), where he picked off Colts QB Peyton Manning for his third interception of the season
- Named NFL Rookie of the Month in November after totaling 43 tackles, two interceptions and a sack
- Recorded one sack for a loss of 13 yards, three quarterback hits and 10 tackles (six solo) including three for a loss vs. Seattle (12/13)
- Made seven tackles (three solo) with two hits on Rams QB Keith Null, including a half-sack for a loss of five yards at St. Louis (12/20)
- Made nine solo tackles at Miami (12/27), intercepted one pass, deflected a pass and had a sack for the third straight week

COLLEGE:

- Played four seasons (2005-08) at the University of Southern California in Los Angeles
- Started 38-of-44 games he played in with the Trojans, including 13 at right defensive end and 25 at strongside outside linebacker
- Finished his career with 178 tackles (101 solo) that included 8.5 quarterback sacks for minus 57 yards, 27.0 stops for losses totaling 106 yards and two pressures
- Intercepted one pass, deflected 12 others and blocked two punts
- Consensus All-American as a senior, earning first-team accolades from Sports Illustrated

BRIAN CUSHING

and second-team honors from The Sporting News and Associated Press, and a consensus first-team All-Pac 10 choice

- Finalist for the Butkus Award, semifinalist for the Lombardi Award and quarterfinalist for the Lott Trophy
- Honorable mention All-Pac 10 selection in 2007 and second-team all-conference pick in 2006
- Started the last four games in 2005, including the national title game

PERSONAL:

- Attended Bergen Catholic High School in Oradell, N.J.
- Earned Parade, USA Today, Prep Football Report, Scout.com, Super Prep, EA Sports and Prep Star All-American honors as a senior
- Recorded 120 tackles, 11 stops for loss, 10.0 sacks and seven interceptions as a linebacker in 2004
- Played running back and tight end and gained 475 rushing yards with 10 touchdowns and caught 13 passes for 456 yards (35.1 avg) with seven scores
- Took part in the NFL USO Tour in 2016



QUINTIN DEMPS

SAFETY | 5-11 | 210 | TEXAS-EL PASO

Hometown: San Antonio, Texas | 9th NFL Season | 5th with Texans | Age: 31
 Acquired: FA-'15 | 2016 GP/GS: 13/13 | Career GP/GS (Playoffs): 107/41 (9/3)
 Teams: Philadelphia 2008-09; Kansas City 2013; N.Y. Giants 2014; Houston 2010-12, 2015-16

27

TRANSACTIONS:

Selected by the Philadelphia Eagles with the 18th pick in the fourth round (117th overall) of the 2008 NFL Draft...Waived by the Eagles on Sept. 4, 2010...Signed by the Houston Texans on Dec. 7, 2010...Waived by the Texans on Sept. 3, 2011...Re-signed by the Texans on Oct. 25, 2011...Re-signed with the Texans on April 5, 2012...Signed by the Kansas City Chiefs on May 22, 2013...Signed by the New York Giants on March 16, 2014...Signed by the Texans on August 19, 2015...Re-signed with the Texans on April 7, 2016.

CAREER:

- Has 18 career interceptions and 15 since 2013, which ranks as the third-most interceptions by a safety during that span
- Played for the Texans from 2010-12 before joining Kansas City (2013) and the N.Y. Giants (2014)
- Has played in nine postseason games with three starts

2016 (Houston 13/13):

- Led all safeties and tied for the second-most interceptions in the league with six
- His six interceptions tied for the second-most in a single season in franchise history and were the most by a Texan since 2004
- Grabbed interceptions in a franchise-record four consecutive games from Weeks 14-17, which also marked the longest streak in the NFL in 2016
- Recorded four tackles (three solo) in the season opener vs. Chicago (9/11)
- Finished with five tackles (three solo) and forced a fumble on Chiefs RB Spencer Ware, which was recovered by CB Kevin Johnson and returned 53 yards, vs. Kansas City (9/18)
- Tallied four tackles (two solo) at New England (9/22) in Week 3
- Tied for third on the team with five tackles (four solo) and an interception of Titans QB Marcus Mariota vs. Tennessee (10/2) in Week 4
- Assisted on a pair of tackles before departing with an injury at Minnesota (10/9) in Week 5
- Inactive for Weeks 6-8 with an injury
- Played in his 100th career game and notched four solo tackles at Jacksonville (11/13) in Week 10
- Registered his team-leading second interception of the season when he picked off Chargers QB Philip Rivers in the third quarter vs. San Diego (11/27) in Week 12, marking his first multiple-interception season since 2014
- Led the team with a season-high seven tackles (all solo), including his first tackle for loss of the year, at Green Bay (12/4) in Week 13
- Matched a career high with two passes defended and intercepted Colts QB Andrew Luck in the first quarter and returned it 15 yards to set up a field goal at Indianapolis (12/11) in Week 14
- Tied for second on the team with five tackles (four solo), to go along with two passes defended, which ties a career high, and one interception vs. Jacksonville (12/18) in Week 15
- Set a single-season career high with his fifth interception of the season when he picked off Bengals QB Andy Dalton and tied a single-game season high with seven tackles (three solo) vs. Cincinnati (12/24) in Week 16

2016 STATISTICS

REGULAR SEASON				TACKLES					SACKS		INTERCEPTIONS						FUMBLES			
Date	Opp	GP	GS	Tot	Solo	Asst	QBH	TFL	Sk	Yds	Int	Yds	Lg	TD	PD	FF	FR	Yds	TD	
9/11	CHI	1	1	4	3	1	0	0	0.0	0.0	0	0	0	0	0	0	0	0	0	
9/18	KC	1	1	5	3	2	0	0	0.0	0.0	0	0	0	0	0	1	0	0	0	
9/22	at NE	1	1	4	2	2	0	0	0.0	0.0	0	0	0	0	0	0	0	0	0	
10/2	TEN	1	1	5	4	1	0	0	0.0	0.0	1	6	6	0	1	0	0	0	0	
10/9	at MIN	1	1	2	0	2	0	0	0.0	0.0	0	0	0	0	0	0	0	0	0	
10/16	IND																			
10/24	at DEN																			
10/30	DET																			
11/13	at JAX	1	1	4	4	0	0	0	0.0	0.0	0	0	0	0	1	0	0	0	0	
11/21	at OAK	1	1	3	3	0	0	0	0.0	0.0	0	0	0	0	0	0	0	0	0	
11/27	SD	1	1	5	2	3	0	0	0.0	0.0	1	2	2	0	1	0	0	0	0	
12/4	at GB	1	1	7	7	0	0	1	0.0	0.0	0	0	0	0	0	0	0	0	0	
12/11	at IND	1	1	2	1	1	0	0	0.0	0.0	1	15	15	0	2	0	0	0	0	
12/18	JAX	1	1	5	4	1	0	0	0.0	0.0	1	12	12	0	2	0	0	0	0	
12/24	CIN	1	1	7	3	4	0	0	0.0	0.0	1	0	0	0	1	0	0	0	0	
1/1/17	at TEN	1	1	1	1	0	0	0	0.0	0.0	1	19	19	0	1	0	0	0	0	
Totals		13	13	55	38	17	1	1	0.0	0.0	6	54	19	0	9	1	0	0	0	

CAREER STATISTICS

REGULAR SEASON				TACKLES					SACKS		INTERCEPTIONS						FUMBLES			
Year	Team	GP	GS	Tot	Solo	Asst	QBH	TFL	Sk	Yds	Int	Yds	Lg	TD	PD	FF	FR	Yds	TD	
2008	PHI	16	0	5	5	0	1	1	1.0	9.0	0	0	0	0	1	1	0	0	0	
2009	PHI	9	0	7	7	0	0	0	0.0	0.0	1	12	12	0	3	0	0	0	0	
2010	HOU	2	0	0	0	0	0	0	0.0	0.0	0	0	0	0	0	0	0	0	0	
2011	HOU	9	0	22	18	4	1	0	0.0	0.0	2	47	42	0	4	0	0	0	0	
2012	HOU	12	0	27	21	6	0	2	0.0	0.0	0	0	0	0	5	0	1	0	0	
2013	KC	16	6	32	22	10	0	0	0.0	0.0	4	61	35	0	9	0	0	0	0	
2014	NYG	16	9	54	38	16	0	1	0.0	0.0	4	19	10	0	7	1	0	0	0	
2015	HOU	14	13	61	35	26	1	1	0.5	6.5	1	0	0	0	6	1	2	33	1	
2016	HOU	13	13	55	38	17	1	1	0.0	0.0	6	54	19	0	9	1	0	0	0	
Totals		107	41	263	184	79	4	6	1.5	15.5	18	193	42	0	44	4	3	33	1	
POSTSEASON																				
Year	Team	GP	GS	Tot	Solo	Asst	QBH	TFL	Sk	Yds	Int	Yds	Lg	TD	PD	FF	FR	Yds	TD	
2008	PHI	3	1	7	4	3	0	0	0.0	0.0	0	0	0	0	0	0	0	0	0	
2011	HOU	2	1	3	3	0	0	1	0.0	0.0	0	0	0	0	0	0	0	0	0	
2012	HOU	2	0	0	0	0	0	0	0.0	0.0	0	0	0	0	0	0	0	0	0	
2013	KC	1	0	0	0	0	0	0	0.0	0.0	0	0	0	0	0	0	0	0	0	
2015	HOU	1	1	5	3	2	0	0	0.0	0.0	0	0	0	0	0	0	0	0	0	
Totals		9	3	15	10	5	0	1	0.0	0.0	0	0	0	0	0	0	0	0	0	

POSTSEASON

Kick Return Stats: Returned seven kicks for 155 yards (22.1 avg.) with a long of 46 with Philadelphia in 2008; Returned seven kicks for 187 yards (26.7 avg.) and a long of 34 with Kansas City in 2013. **Totals:** 14 kick returns for 342 yards (24.4 avg.)

CAREER GAME HIGHS

Tackles: 10 at PHI, 10/12/14 | **TFL:** 1, 6x – last: at GB, 12/4/16 | **Sacks:** 1 vs. CLE, 12/15/08
INT: 1, 18x – last: at TEN, 1/1/17 | **PD:** 6, 6x – last: vs. JAX, 12/18/16 | **FF:** 1, 4x – last: vs. KC, 9/18/16 | **FR:** 1, 3x – last: at TEN, 12/27/15

- Recorded an interception in his fourth straight game, which marked the longest streak of his career, when he picked off Titans QB Matt Cassel in the second quarter at Tennessee (1/1/17) in Week 17

2015 (Houston 14/13, 1/1):

- Started at safety vs. Kansas City (9/13) and made five tackles (four solo)
- Led the team with eight tackles (two solo) and a half-sack, his first sack since his rookie year with Philadelphia in 2008, at Carolina (9/20)
- Picked off Buccaneers QB Jameis Winston in the third quarter, his first interception of the year and 12th of his career vs. Tampa Bay (9/27)
- Has nine interceptions since 2013, which is tied for the ninth-most in the NFL by a safety during that span

QUINTIN DEMPS

- Returned two kickoffs for 46 yards (23.0 avg.) vs. Tampa Bay (9/27)
- Inactive in Weeks 5-6
- Tied for third on the team with six tackles (two solo) and added a forced fumble and fumble recovery at Cincinnati (11/16)
- Forced and recovered a fumble on Bengals WR A.J. Green on Cincinnati's final offensive play of the game in the fourth quarter to seal the win for the Texans (11/16)
- Finished second on the team with six tackles (four solo), two passes defended and one tackle for loss vs. N.Y. Jets (11/22)
- His passes defended total marked a season-high, while the tackle for loss was his first of the year (11/22)
- Tied for second on the team with five tackles (three solo) and one pass defended vs. New Orleans (11/29)
- Notched his second straight game with at least one pass defended vs. New Orleans (11/29)
- Tied for third on the team with eight tackles (four solo), which tied a single-game season-high vs. New England (12/13)
- Recorded five tackles (two solo) at Indianapolis (12/20) and topped 200 total tackles for his career
- Scored his first career defensive touchdown after recovering a fumble by Titans RB Antonio Andrews in the first quarter at Tennessee (12/27). CB Kareem Jackson forced the fumble on the play
- Set a single-season career-high in tackles, surpassing his previous high of 54 in 2014 with the N.Y. Giants
- Finished third on the team with four solo tackles, to go along with a fumble recovery, at Tennessee (12/27)

2014 (N.Y. Giants, 16/9):

- Played in all 16 games for the second consecutive season and made nine starts
- Finished with 54 tackles (38 solo), seven passes defended, one tackle for loss, one forced fumble and four interceptions
- Averaged 21.3 yards per kickoff return
- Recorded an interception at Washington (9/25), vs. Atlanta (10/5), at Seattle (11/9), and at Tennessee (12/07)
- Made 10 tackles (9 solo) at Philadelphia (10/12)

2013 (Kansas City 16/0):

- Played in all 16 games for the first time since his rookie season and made the first six starts of his career
- He finished with 32 tackles (22 solo) and career-high totals of four interceptions (which led the Chiefs) and 10 passes defended. Also had three special teams tackles
- Third in the NFL with a 30.1-yard kickoff return average on 33 runbacks, including one touchdown
- Tied a franchise postseason record with seven kickoff returns and set the second-best mark in franchise playoff history with 187 kickoff return yards in an AFC Wild Card Game at Indianapolis (1/4)

2012 (Houston 4/0):

- Played in 12 games for Houston and contributed 27 tackles (21 solo) and five passes defended
- Also played in two postseason games

2011 (Houston 4/0):

- Played in nine regular season games and in two postseason games with one start
- Recorded 22 tackles (18 solo), two interceptions and four passes defended
- Returned five kickoffs for 169 yards, with a long runback of 50 yards
- Posted two tackles and intercepted a Colt McCoy pass that he returned 42 yards to set up a field goal vs. Cleveland (11/6)
- Had four tackles (three solo) and an interception of Josh Freeman pass at Tampa Bay (11/13)
- Recorded three tackles (two solo) at Jacksonville (11/27)
- Tallied four solo tackles vs. Atlanta (12/4)
- Led the Texans defense with six solo tackles vs. Tennessee (1/1)
- Started and had one solo tackle in AFC Wild Card Playoff vs. Cincinnati (1/7)
- Posted two solo tackles in the AFC Divisional Playoff at Baltimore (1/15)

2010 (Houston, 16/9):

- Played in two games for Houston
- Inactive vs. Baltimore (12/13) and at Tennessee (12/19)
- Saw action on special teams at Denver (12/26) and vs. Jacksonville (1/2)

2009 (Philadelphia 16/0):

- Played in nine games for Philadelphia and recorded seven solo tackles, three passes defended and his first career interception off Giants QB Eli Manning vs. the N.Y. Giants (11/1), which he returned 12 yards
- Returned six kickoffs for 155 yards, with a long of 48

2008 (Philadelphia 4/0):

- As a rookie in 2008, played in all 16 games and in three postseason games with one start
- Finished with five solo tackles, including a sack, and a pass defended
- Returned 52 kickoffs for 1,314 yards (25.3-yard avg.), including a 100-yard touchdown at Baltimore (11/23) that was the Eagles' only score in a 36-7 loss
- Recorded his first career sack, a 9-yard takedown of Browns QB Ken Dorsey vs. Cleveland (12/15)
- In the playoffs, had seven tackles (four solo) and seven kickoff returns for 155 yards (22.1-yard avg.) with a long of 46

COLLEGE:

- Recorded 17 career interceptions over his four seasons (2004-07) at the University of Texas at El Paso to rank second in both Conference USA and school history
- Became the first player in school and conference history to have two 100-yard interception returns in both a season and a career (at Central Florida and at New Mexico State in 2007)
- Also left UTEP as the school's record-holder with 404 interception return yards, becoming the seventh player in NCAA history to top the 400-yard mark in that category
- As a senior in 2007, he earned third-team All-America honors as he set school and league records by posting 220 return yards and five interceptions (including two touchdowns)
- Also averaged 13.3 yards on 15 punt returns and 22.4 yards on 22 kickoff returns

PERSONAL:

- Starred at Theodore Roosevelt High School in San Antonio, Texas, where he earned unanimous all-district 26-5A, All-Greater San Antonio and honorable mention all-state honors as a senior
- Also lettered in basketball and track



AKEEM DENT

INSIDE LINEBACKER | 6-1 | 250 | GEORGIA

Hometown: Atlanta, Ga. | 6th NFL Season | 3rd with Texans | Age: 29
 Acquired: T-'14 (ATL) | 2016 GP/GS: 16/3 | Career GP/GS (Playoffs): 90/32 (4/2)
 Teams: Atlanta 2011-13; Houston 2014-16

50

TRANSACTIONS:

Selected by the Atlanta Falcons with the 27th pick in the third round (91st overall) of the 2011 NFL Draft...Traded to the Houston Texans on June 19, 2014...Re-signed with the Texans on March 24, 2015.

HONORS:

- Pro Football Weekly/PFWA All-Rookie Team (2011)

CAREER:

- Made 20 regular season and three postseason starts with Atlanta (2011-13)
- Totaled 109 tackles, 1.5 sacks, three passes defended, four quarterback hits, 10 tackles for loss and a forced fumble in his three seasons with Atlanta
- Owns 53 career special teams tackles

2016 (Houston 16/3):

- Appeared in all 16 games for the first time since the 2012 campaign with Atlanta
- Tied for fifth on the team with seven special teams tackles
- Played exclusively on special teams in Weeks 1 and 2
- Saw his first defensive action of the season and contributed with one tackle at New England (9/22) in Week 3
- Played exclusively on special teams, recording one special teams tackle, vs. Tennessee (10/2) in Week 4
- Saw seven snaps of action on defense and registered one solo tackle at Minnesota (10/9) in Week 5
- Played exclusively on special teams in Weeks 6-10
- Saw action as a reserve linebacker in addition to special teams duties in Weeks 11-13
- Made his first start of the season and logged one solo tackle at Indianapolis (12/11) in Week 14
- Led the team with a season-high two special teams tackles vs. Jacksonville (12/18) in Week 15
- Notched one special teams tackle vs. Cincinnati (12/24) in Week 16

2015 (Houston 12/2, 1/0):

- Played in 12 games (two starts) and registered 10 tackles (seven solo), two quarterback hits, one tackle for loss and eight special teams tackles
- Re-signed with the Texans on March 24
- Started and made four tackles (three solo), plus one special teams tackle vs. Kansas City (9/13)
- Recorded two tackles (one solo), one quarterback hit, and two special teams tackles at Carolina (9/20)
- Inactive for four games

2014 (Houston 15/7):

- Started seven of the 15 games he played in and tallied 27 tackles, 11 special teams tackles, six quarterback hits, two tackles for loss and a sack
- Played on special teams in his Texans debut vs. Washington (9/7)
- Made his fourth special teams tackle of the season at Dallas (10/5)
- Made a pair of special teams tackles at Pittsburgh (10/20)

2016 STATISTICS

REGULAR SEASON				TACKLES					SACKS		INTERCEPTIONS					FUMBLES			
Date	Opp	GP	GS	Tot	Solo	Asst	QBH	TFL	Sk	Yds	Int	Yds	Lg	TD	PD	FF	FR	Yds	TD
9/11	CHI	1	0	0	0	0	0	0	0.0	0.0	0	0	0	0	0	0	0	0	0
9/18	KC	1	0	0	0	0	0	0	0.0	0.0	0	0	0	0	0	0	0	0	0
9/22	at NE	1	0	1	0	1	0	0	0.0	0.0	0	0	0	0	0	0	0	0	0
10/2	TEN	1	0	0	0	0	0	0	0.0	0.0	0	0	0	0	0	0	0	0	0
10/9	at MIN	1	0	1	1	0	0	0	0.0	0.0	0	0	0	0	0	0	0	0	0
10/16	IND	1	0	0	0	0	0	0	0.0	0.0	0	0	0	0	0	0	0	0	0
10/24	at DEN	1	0	0	0	0	0	0	0.0	0.0	0	0	0	0	0	0	0	0	0
10/30	DET	1	0	0	0	0	0	0	0.0	0.0	0	0	0	0	0	0	0	0	0
11/13	at JAX	1	0	0	0	0	0	0	0.0	0.0	0	0	0	0	0	0	0	0	0
11/21	at OAK	1	0	0	0	0	0	0	0.0	0.0	0	0	0	0	0	0	0	0	0
11/27	SD	1	0	0	0	0	0	0	0.0	0.0	0	0	0	0	0	0	0	0	0
12/4	at GB	1	0	0	0	0	0	0	0.0	0.0	0	0	0	0	0	0	0	0	0
12/11	at IND	1	1	1	1	0	0	0	0.0	0.0	0	0	0	0	0	0	0	0	0
12/18	JAX	1	1	1	1	0	0	0	0.0	0.0	0	0	0	0	0	0	0	0	0
12/24	CIN	1	0	0	0	0	0	0	0.0	0.0	0	0	0	0	0	0	0	0	0
1/1/17	at TEN	1	1	0	0	0	0	0	0.0	0.0	0	0	0	0	0	0	0	0	0
Totals		16	3	4	3	1	0	0	0.0	0.0	0	0	0	0	0	0	0	0	0

ADDITIONAL STATISTICS

Special Teams Tackles: 7

CAREER STATISTICS

REGULAR SEASON				TACKLES					SACKS		INTERCEPTIONS					FUMBLES			
Year	Team	GP	GS	Tot	Solo	Asst	QBH	TFL	Sk	Yds	Int	Yds	Lg	TD	PD	FF	FR	Yds	TD
2011	ATL	16	0	1	1	0	0	0	0.0	0.0	0	0	0	0	0	1	0	0	0
2012	ATL	16	13	62	40	22	2	5	0.0	0.0	0	0	0	0	2	0	0	0	0
2013	ATL	15	7	46	24	22	2	5	1.5	12.0	0	0	0	0	1	0	0	0	0
2014	HOU	15	7	27	20	7	6	2	1.0	7.0	0	0	0	0	0	0	0	0	0
2015	HOU	12	2	10	7	3	2	1	0.0	0.0	0	0	0	0	0	0	0	0	0
2016	HOU	16	3	4	3	1	0	0	0.0	0.0	0	0	0	0	0	0	0	0	0
Totals		90	32	150	95	55	12	13	2.5	19.0	0	0	0	0	3	1	0	0	0

ADDITIONAL REGULAR SEASON STATISTICS

Special Teams Tackles (53): 2011 - 19; 2012 - 3; 2013 - 5; 2014 - 11; 2015 - 8; 2016 - 7

ADDITIONAL POSTSEASON STATISTICS

Special Teams Tackles (3): 2011 - 1; 2012 - 1; 2015 - 1

CAREER GAME HIGHS

Tackles: 11 at NO, 9/8/13 | QBH: 2, 2x - last: vs. BAL, 12/21 | TFL: 2, 2x - last: at CLE, 11/16/14
 Sacks: 1.5 at MIA, 9/22/13 | PD: 1, 3x - last: vs. STL, 9/15/13 | FF: 1 at DET, 10/23/11 | ST Tackles: 4 at CAR, 12/11/11

- Made his first start as a Texan and recorded four tackles and a quarterback hit at Tennessee (10/26)
- Set a season high with five tackles vs. Philadelphia (11/2) in Week 9
- Matched a season high with five tackles and had a sack, quarterback hit and two tackles for loss at Cleveland (11/16) in Week 11
- Recorded five tackles and a quarterback hit for the third straight game vs. Cincinnati (11/23) in Week 12
- Inactive in Week 13
- Registered three tackles and a pair of special teams tackles at Jacksonville (12/7) in Week 14
- Started and had a tackle, two quarterback hits and a special teams tackle vs. Baltimore (12/21) in Week 16

AKEEM DENT

- Made four tackles vs. Jacksonville (12/28) in Week 17

2013 (Atlanta 15/7):

- Led the Falcons defense and tallied a game-high 12 tackles (five solo) with two tackles for loss at New Orleans (9/8)
- Posted five tackles (four solo) with one pass defended against St. Louis (9/15)
- Recorded his first career sack at Miami (9/22) and teamed up with DT Peria Jerry for a second sack late in the game. Also logged five tackles (four solo), one tackle for loss, and two quarterback hits in the game
- Led the team with nine tackles (five solo) and one quarterback hit against New England (9/29)
- Inactive against the N.Y. Jets (10/7)
- Totaled six tackles (five solo) against Tampa Bay (10/20)
- Posted four tackles (three solo) with one tackle for loss at Arizona (10/27)
- Notched five tackles (three solo) with one tackle for loss at Carolina (11/3)
- Recorded six tackles (two solo) for the defense against Seattle (11/10)
- Made one tackle on the special teams at Tampa Bay (11/17)
- Credited with one tackle in the game against New Orleans (11/21)
- Posted one special teams tackle against Buffalo (12/1)

2012 (Atlanta 16/13, 2/2):

- Played in all 16 games, including 13 starts at middle linebacker during his sophomore season
- Started both playoff games and led the Falcons with 16 postseason tackles
- Set career highs with 61 tackles (40 solo), five tackles for loss and two passes defended
- Part of a defense that ranked fifth in the NFL, allowing 18.7 points per game
- Signal caller for a defense that held opponents to 20 points or less nine times

2011 (Atlanta 16/0, 1/0):

- Earned PFW/PFWA All-Rookie honors after recording 19 special teams tackles
- Played in all 16 games and made one tackle on defense
- Played in the Wild Card Playoff against the N.Y. Giants (1/8/12) and made one special teams tackle
- Recorded a career-high four special teams tackles at Carolina (12/11)

COLLEGE:

- Played four seasons (2007-10) at the University of Georgia in Athens, Ga.
- Started 29-of-47 games at Georgia, including 16 at strongside outside linebacker and 13 at strongside inside linebacker
- Posted 240 tackles (133 solo) with 4.5 sacks (42 yards) and 12 tackles for loss (54 yards) with two forced fumbles, two fumble recoveries and five passes defended
- Earned All-SEC second team honors in 2010 after leading the Bulldogs with 126 tackles (69 solo) with 2.5 sacks and 6.5 tackles for loss
- Served as one of the team's co-captains and shifted from a 4-3 strong-side linebacker to an inside linebacker in the 3-4 defense his senior season
- As a junior in 2009, appeared in eight games with four starts and registered 32 tackles and 2.5 tackles for loss
- As a sophomore, he started eight games and produced 46 tackles (27 solo), 1.5 sacks and three tackles for loss
- Athletic Director's Academic Honor Roll as a junior and a senior, and earned the team's 'True Grit' Award in 2010
- Graduated from UGA in December 2010 with a bachelor's degree in housing

PERSONAL:

- A Douglass, Ga. native, attended Douglass High School registering 140 tackles as a senior and earning Super Southern 100 honors from the Atlanta
- Journal-Constitution and Class 5A first team All-State accolades from the Georgia Sports Writers Association
- Named to the Orlando Sentinel All-Southern Team, the Valdosta Daily Times All-State defensive squad



TYLER ERVIN

RUNNING BACK | 5-10 | 185 | SAN JOSE STATE

Hometown: San Bernardino, Calif. | **Rookie** | **Age:** 23

Acquired: D4-'16 | **2016 GP/GS:** 12/0 | **Career GP/GS (Playoffs):** 12/0 (0/0)

Teams: Houston 2016

34

TRANSACTIONS:

Selected by the Houston Texans with the 21st pick in the fourth round (119th overall) of the 2016 NFL Draft.

2016 (Houston 12/0):

- Finished eighth in the NFL and third in the AFC in punt return average (9.7) among qualified players
- Made his NFL debut as the primary punt and kick returner in the season opener vs. Chicago (9/11)
- Returned three kickoffs for 73 yards, averaging 24.3 yards per return and returned three punts for 29 yards vs. Chicago (9/11)
- Racked up 110 total all-purpose yards on offense (eight yards) and special teams (102 yards) vs. Chicago (9/11)
- Played exclusively as the punt and kick returner in Weeks 2 and 3
- Returned one kickoff for 28 yards and two punts for 17 yards, including a 16-yard return, vs. Tennessee (10/2) in Week 4
- Finished with two kickoff returns for 53 yards, including a Texans season-long 33-yard return, and two punt returns for 33 yards at Minnesota (10/9) in Week 5
- Notched two punt returns for 23 yards, including a 17-yard return in overtime that sparked the Texans' game-winning drive, vs. Indianapolis (10/16) in Week 6
- Matched a season high with four punt returns for 32 yards (8.0 avg.), including a 15-yard long, vs. Detroit (10/30)
- Logged a career-long 57-yard punt return to the Jaguars' 7-yard line in the third quarter, which led to a touchdown on the following play, at Jacksonville (11/13) in Week 10
- Inactive for Weeks 12-14 with an injury
- Active but did not play in Week 15 vs. Jacksonville (12/18)
- Returned four punts for 32 yards (8.0 avg.) vs. Cincinnati (12/24) in Week 16

CAREER AT SAN JOSE STATE:

- Played four seasons (2011-12; 14-15) at San Jose (Calif.) State University
- Redshirted the 2013 campaign
- One of the most versatile players in the Football Bowl Subdivision (FBS)
- Received Athlon Sports Second-Team All-America, SI.com honorable mention All-America and two all-conference honors during his career
- Played running back, slot receiver, return specialist, cornerback and special teams defender for the Spartans
- Scored touchdowns rushing, receiving, on kickoff returns and on punt returns during his college career
- 47 games played and 24 starts
- San Jose State career record holder for all-purpose yardage (6,146), kickoff return yardage (2,374), kickoffs returned (101), kickoff returns for a touchdown (3) and combined punt and kickoffs returned for touchdowns (5), most touchdowns of 80 yards or more (6) and most touchdowns of 70 yards or more (8)
- Shares the school single-season record for kickoff returns for a touchdown (2)
- Second on the school's list for career rushing yardage (2,803)
- 10 games of 100 or more rushing yards
- Honored in 2012 and 2015 on National Student-Athlete Day by the National Consortium for Academics & Sports

2015 (San Jose State):

- First-team All-Mountain West running back
- Athlon Sports Second-Team All-America all-purpose player
- Second nationally and conference leader in all-purpose running (202.85)
- 371 touches via rushing, receiving and returns were the third most by a FBS player for the season
- 11th nationally and third in the Mountain West for most rushing yards (1,601)

2016 OFFENSIVE STATISTICS

REGULAR SEASON				RUSHING						RECEIVING					
Date	Opp	GP	GS	Att	Yds	Avg	Lg	TD		Rec	Yds	Avg	Lg	TD	
9/11	CHI	1	0	1	3	3.0	3	0		1	5	5.0	5	0	
9/18	KC	1	0	0	0	0.0	0	0		0	0	0.0	0	0	
9/22	at NE	1	0	0	0	0.0	0	0		0	0	0.0	0	0	
10/2	TEN	1	0	0	0	0.0	0	0		0	0	0.0	0	0	
10/9	at MIN	1	0	0	0	0.0	0	0		0	0	0.0	0	0	
10/16	IND	1	0	0	0	0.0	0	0		1	4	4.0	4	0	
10/24	at DEN	1	0	0	0	0.0	0	0		1	9	9.0	9	0	
10/30	DET	1	0	0	0	0.0	0	0		0	0	0.0	0	0	
11/13	at JAX	1	0	0	0	0.0	0	0		0	0	0.0	0	0	
11/21	at OAK	1	0	0	0	0.0	0	0		0	0	0.0	0	0	
11/27	SD			INACTIVE											
12/4	at GB			INACTIVE											
12/11	at IND			INACTIVE											
12/18	JAX			ACTIVE, DID NOT PLAY											
12/24	CIN	1	0	0	0	0.0	0	0		0	0	0.0	0	0	
1/1/17	at TEN	1	0	0	0	0.0	0	0		0	0	0.0	0	0	
Totals		12	0	1	3	3.0	3	0		3	18	6.0	9	0	

2016 RETURN STATISTICS

REGULAR SEASON				KICKOFFS						PUNTS					
Date	Opp	GP	KR	Yds	Avg	Lg	TD			PR	Yds	Avg	Lg	TD	FC
9/11	CHI	1	3	73	24.3	28	0			3	29	9.7	13	0	4
9/18	KC	1	2	39	19.5	20	0			4	12	3.0	6	0	2
9/22	at NE	1	2	33	16.5	21	0			0	0	0.0	0	0	5
10/2	TEN	1	1	28	28.0	28	0			2	17	8.5	16	0	1
10/9	at MIN	1	2	53	26.5	33	0			2	33	16.5	18	0	1
10/16	IND	1	0	0	0.0	0	0			2	23	11.5	17	0	2
10/24	at DEN	1	1	14	14.0	14	0			2	11	5.5	10	0	2
10/30	DET	1	0	0	0.0	0	0			4	32	8.0	15	0	0
11/13	at JAX	1	2	23	11.5	17	0			1	57	57.0	57	0	0
11/21	at OAK	1	1	0	0.0	0	0			1	9	9.0	9	0	0
11/27	SD			INACTIVE											
12/4	at GB			INACTIVE											
12/11	at IND			INACTIVE											
12/18	JAX			ACTIVE, DID NOT PLAY											
12/24	CIN	1	0	0	0.0	0	0			4	32	8.0	14	0	4
1/1/17	at TEN	1	0	0	0.0	0	0			2	6	3.0	7	0	2
Totals		12	14	263	18.8	33	0			27	261	9.7	57	0	23

ADDITIONAL STATISTICS

Special Teams Tackles: 4 | **Fumbles/Lost:** 3/2

- Set the San Jose State single-season school records for rushing yards and all-purpose running yardage (2,637)
- Two-time Paul Hornung Award Weekly Honor Roll for his performances in the UNLV (10/10) and New Mexico wins (10/24)
- Mountain West Player Offensive Player of the Week for his 42 carries, 300 yards, three touchdowns in the Fresno State win (9/26)
- The 300 rushing yards against Fresno State was a FBS individual best for the season
- Only FBS player to rush for more than 250 yards in multiple games during the season when adding his 36 carries for 263 yards and a touchdown in the New Mexico victory
- Personal single-season best 45 receptions, which was the second-most on the team
- Career-high eight catches in the UNLV win
- Scored at least one rushing touchdown in each of the first six games and 13 rushing touchdowns overall
- Picked up his second career punt return for a touchdown with an 85-yard return in the AutoNation Cure Bowl victory over Georgia State (12/19)
- Sixth longest punt return in San Jose State history and the longest punt return by a player during the 2015 postseason
- Team scoring leader with 96 points on 16 touchdowns
- Named team's Most Valuable Player for the second year in a row

TYLER ERVIN

- One of the Spartans' four team captains for the season

2014 (San Jose State):

- SI.com honorable mention All-America selection and the team's Most Valuable Player
- 13th nationally and third in the Mountain West in all-purpose running (148.42/game)
- 38th in the FBS and sixth in the conference in average yards per carry (5.6)
- Best yards per carry average by a Spartans' leading rusher since 2006
- Led the team with 888 rushing yards and four rushing touchdowns
- Was one of four FBS players to rush for two touchdowns of 80 or more yards
- Had an 83-yard touchdown burst in the UNLV win (10/4)
- Bettered that with an 89-yard scoring run vs. Colorado State (11/1) – the fourth longest running play in school history
- Had the 11th-best all-purpose yardage game among FBS and second among Mountain West players for the season with 305 yards against Colorado State
- His 146 rushing yards on 18 carries vs. Colorado State was a personal single-game career best and one of three 100-plus rushing yardage games of the season
- Gained 133 yards with a touchdown on 11 carries vs. UNLV and 104 yards on 22 attempts at Utah State (11/21)
- Fifth on the team with 29 receptions for 306 yards and a 75-yard touchdown at Auburn (9/6)
- The 75-yard touchdown reception in the Auburn game matched the longest pass play against the Tigers during the season
- Added punt return duties for the first time to his repertoire
- Scored his first touchdown via punt return on his second attempt of the season – a 40-yarder in the season-opening North Dakota win (8/28)
- Finished the season returning only seven punts with an 11.6 yards per return average

2013 (San Jose State):

- Saw action only in the season-opening win vs. Sacramento State (8/29)
- Had two carries for two yards before leaving the game with an injury
- Missed the remainder of the season

2012 (San Jose State):

- A second-team All-WAC choice as a kickoff return specialist
- Tied the San Jose State single-season record with kickoff returns for touchdowns at San Diego State (9/22) and UTSA (10/20)
- UTSA touchdown return also gave him the Spartans' career record
- Named the WAC Special Teams Player of the Week after the San Diego State win with 167 yards in kickoff returns and a 33.4 yard average
- Rushed for a score in the Colorado State win (9/15) and caught a 36-yard scoring pass in the UTSA triumph
- Had a career-best 56 yards on 11 carries in the win at Navy (9/29)
- Then-career-long 32-yard run in the Texas State triumph (10/27)

2011 (San Jose State):

- Played in all 12 games
- A running back, defensive back, special teams player and excelled as a kickoff return specialist
- Finished with a 24.0-yard kickoff return average
- Was 51st nationally and fourth in the WAC
- First Spartan since 2005 to return a kickoff for a touchdown with his 95-yard return at Utah State (11/12)
- His 672 kickoff return yards were the ninth best single-season Spartan total
- Third on the team in rushing with 107 yards
- A season-high 40 yards on nine carries in his running back debut against Brigham Young (10/8)
- First major college touchdown was an 11-yard run vs. Idaho (11/5)

PERSONAL:

- A two-time, first-team, all-purpose, All-C.I.F. back from Colton (Calif.) High (Coaches Richard Bray and Harold Strauss)
- An All-C.I.F. defensive back as a junior after compiling an astounding 24 pass breakups and two interceptions.
- A 2010 All-C.I.F. running back who rushed for 2,848 yards, averaged 7.3 yards carry and scored 26 touchdowns in two seasons
- Return specialist who averaged 11.5 yards per punt return and 25.6 yards per kickoff return
- Played in the 2011 San Bernardino County All-Star Game in Corona, Calif.
- Majored in communication studies
- A skilled barber
- Studied to earn his California real estate license in February 2016
- A native of San Bernardino, Calif.



C.J. FIEDOROWICZ

TIGHT END | 6-5 | 265 | IOWA

Hometown: Johnsbury, Ill. | 3rd NFL Season | 3rd with Texans | Age: 25
Acquired: D3a-'14 | 2016 GP/GS: 15/15 | Career GP/GS (Playoffs): 46/37 (1/0)
Teams: Houston 2014-16

87

TRANSACTIONS:

Selected by the Houston Texans with the first pick in the third round (65th overall) of the 2014 NFL Draft.

2016 (Houston 15/15):

- The only tight end in the NFL with at least three receptions in every game from Week 4-14
- Part of a Texans TE corps that improved by NFL bests of 102 targets, 74 receptions and 4.6 receptions per game over its 2015 totals and finished with second-best increases of 646 receiving yards and 40.4 receiving yards per game
- Tied for the team lead in receiving touchdowns with four
- Set career highs in receptions (54), receiving yards (559), yards per reception (10.4) and touchdowns (4)
- Caught one pass for six yards in the season opener vs. Chicago (9/11)
- Made one catch for one yard vs. Kansas City (9/18)
- Set single-game career highs in receptions (four) and receiving yards (48), while tying his personal-best in touchdowns (one), vs. Tennessee (10/2) in Week 4
- Set a single-game career high in receiving yards (61) for a second consecutive week and matched his high of four receptions at Minnesota (10/9) in Week 5
- Recorded career highs with six receptions for a team-leading 85 yards and a scored his second touchdown of the year, which set a single-season career-high, vs. Indianapolis (10/16) in Week 6
- Tied for the team lead with five receptions for a total of 35 yards and set a single-season career high for receptions (21) at Denver (10/24) in Week 7
- Led the team with five receptions for 43 yards and a touchdown, giving him a career-high three on the season, vs. Detroit (10/30) in Week 8
- Registered three receptions for 26 yards at Jacksonville (11/13) in Week 10, giving him 50 catches and 500 yards for his career
- His team-best six receptions at Oakland (11/21) in Week 11 matched his single-game career high, while his 82 receiving yards were the second-most he'd ever recorded in a game
- Tied for second on the team with four receptions for 42 yards vs. San Diego (11/27) in Week 12
- Grabbed a team-high six receptions for 44 yards at Green Bay (12/4) in Week 13
- Inactive for Week 15 vs. Jacksonville (12/18) with an injury
- Tied for the team lead with four receptions for 42 receiving yards vs. Cincinnati (12/24) in Week 16
- Scored a touchdown on a 4-yard pass from QB Brock Osweiler in the third quarter, giving him a career-high four receiving touchdowns for the season and six for his career, at Tennessee (1/1/17) in Week 17

2015 (Houston 16/14, 1/0):

- Played in all 16 games (14 starts) and registered 17 receptions for 167 yards and a touchdown
- Started and made one reception for 15 yards vs. Kansas City (9/13)
- Recorded one catch for 19 yards at Carolina (9/20)
- Scored his second career touchdown and first of the season on a 5-yard pass from QB Brian Hoyer in the fourth quarter at Atlanta (10/4). Posted single-game career highs of three receptions for 28 yards
- Recorded a career-long 25-yard reception in the second quarter at Cincinnati (11/16) and finished with two catches for 30 yards

2014 (Houston 15/8):

- Started eight games and played in 15. Had four catches for 28 yards and a touchdown.
- Made his NFL debut vs. Washington (9/7)
- Inactive in Week 2 at Oakland (9/14)

2016 STATISTICS

REGULAR SEASON					RECEIVING					RUSHING				
Date	Opp	GP	GS		Rec	Yds	Avg	Lg	TD	Att	Yds	Avg	Lg	TD
9/11	CHI	1	1		1	6	6.0	6	0	0	0	0.0	0	0
9/18	KC	1	1		1	1	1.0	1	0	0	0	0.0	0	0
9/22	at NE	1	1		0	0	0.0	0	0	0	0	0.0	0	0
10/2	TEN	1	1		4	48	12.0	18	1	0	0	0.0	0	0
10/9	at MIN	1	1		4	61	15.3	22	0	0	0	0.0	0	0
10/16	IND	1	1		6	85	14.2	26t	1	0	0	0.0	0	0
10/24	at DEN	1	1		5	35	7.0	12	0	0	0	0.0	0	0
10/30	DET	1	1		5	43	8.6	15	1	0	0	0.0	0	0
11/13	at JAX	1	1		3	26	8.7	13	0	0	0	0.0	0	0
11/21	at OAK	1	1		6	82	13.7	20	0	0	0	0.0	0	0
11/27	SD	1	1		4	42	10.5	16	0	0	0	0.0	0	0
12/4	at GB	1	1		6	44	7.3	13	0	0	0	0.0	0	0
12/11	at IND	1	1		3	32	10.7	20	0	0	0	0.0	0	0
12/18	JAX				INACTIVE									
12/24	CIN	1	1		4	42	10.5	14	0	0	0	0.0	0	0
1/1/17	at TEN	1	1		2	12	6.0	8	1	0	0	0.0	0	0
Totals		15	15		54	559	10.4	26t	4	0	0	0.0	0	0

ADDITIONAL STATISTICS

Fumbles/Lost: 1/0

CAREER STATISTICS

REGULAR SEASON					RECEIVING					RUSHING				
Year	Team	GP	GS		Rec	Yds	Avg	Lg	TD	Att	Yds	Avg	Lg	TD
2014	HOU	15	8		4	28	7.0	9	1	0	0	0.0	0	0
2015	HOU	16	14		17	167	9.8	25	1	0	0	0.0	0	0
2016	HOU	15	15		54	559	10.4	26t	4	0	0	0.0	0	0
Totals		46	37		75	754	10.1	26t	6	0	0	0.0	0	0

POSTSEASON					RECEIVING					RUSHING				
Year	Team	GP	GS		Rec	Yds	Avg	Lg	TD	Att	Yds	Avg	Lg	TD
2015	HOU	1	0		1	1	1.0	1	0	0	0	0.0	0	0
Totals		1	0		1	1	1.0	1	0	0	0	0.0	0	0

CAREER GAME HIGHS

Receptions: 6, 3x – last: at GB 12/4/16 | **Receiving Yards:** 85 vs. IND, 10/16/16
Touchdowns: 1, 6x – last: at TEN, 1/1/17 | **Receiving Long:** 26t vs. IND, 10/16/16

- Made his first career start at the N.Y. Giants (9/21) in Week 3
- Started at tight end vs. Buffalo (9/28) in Week 4 and at Dallas (10/5) in Week 5
- Made his first career reception for seven yards in the second quarter vs. Indianapolis (10/9)
- Made a 9-yard catch at Pittsburgh (10/20) in Week 7
- Played at Tennessee (10/26) in Week 8, vs. Philadelphia (11/2) in Week 9 and at Cleveland (11/16) in Week 11
- Started vs. Cincinnati (11/23) in Week 12, vs. Tennessee (11/30) in Week 13 and at Jacksonville (12/7) in Week 14
- Played at Indianapolis (12/14) in Week 15
- Caught his first career touchdown, a 5-yard pass from RB Arian Foster in the second quarter, vs. Baltimore (12/21) in Week 16
- Played vs. Jacksonville (12/28) in Week 17

COLLEGE:

- Played four seasons (2010-13) at the University of Iowa in Iowa City, Iowa
- Started 20 of the 51 games that he appeared in, catching 91 passes for 899 yards (9.9 average) and 10 touchdowns
- Closed out his career with at least one reception in his last 31 games, the second-longest streak for any active tight end in FBS
- First-Team All-Big Ten (2013)
- Honorable-Mention All-Big Ten (2012)

PERSONAL:

C.J. FIEDOROWICZ

- Attended Johnsbury (Ill.) High School, playing football for Head Coach Barry Creviston
- Finished his career with 183 receptions for 3,121 yards (17.1 average) and 42 touchdowns
- Earned USA Today All-American honors and was named to ESPN's Top 150
- As a sophomore, pulled in 64 passes for 1,043 yards (16.3 average) and 11 scores
- Competed as a tight end, wide receiver, running back, quarterback, linebacker, defensive end, free safety and long snapper and also returned punts and kickoffs
- Team captain who collected 809 yards on 49 receptions and 11 touchdowns as a junior
- Closed out his career with 44 receptions for 921 yards and 15 touchdowns as a senior
- First-team all-state honors from the Chicago Sun Times, Chicago Tribune and Champaign News Gazette
- First-team Class 4-A all-state pick as a junior and sophomore and League Player of the Year as a senior
- Participated in the Army All-American Bowl
- Lettered four times in basketball
- Set the school hoops career-record for scoring (1,400 points in four seasons)
- Received two letters in baseball and two more as a member of the track team
- Majored in leisure studies
- Father was a powerlifter who got C.J. interested in weight training in the eighth grade
- Sister, Paige, also attended Johnsbury High School, where she was a three-sport standout athlete excelling in volleyball, basketball and track. She left Johnsbury as its all-time career scoring leader among both the boys and girls team and later starred for the women's basketball team at Marquette (2008-11)



WILL FULLER V

WIDE RECEIVER | 6-0 | 180 | NOTRE DAME

Hometown: Philadelphia, Pa. | Rookie | Age: 22

Acquired: D1-'16 | 2016 GP/GS: 14/13 | Career GP/GS (Playoffs): 14/13 (0/0)

Teams: Houston 2016

15

TRANSACTIONS:

Selected by the Houston Texans with the 21st pick in the first round (21st overall) of the 2016 NFL Draft.

2016 (Houston 14/13):

- Finished third in the NFL among rookie wideouts with 635 receiving yards and sixth with 47 receptions
- With 635 receiving yards this season, passed Jabar Gaffney (483 in 2002) for the third-most receiving yards by a rookie in Texans history
- With 47 receptions in 2016, tied Domanick Williams (47 in 2003) for the fourth-most receptions by a rookie in Texans history
- Is the second rookie in NFL history to record 300 scrimmage yards and a return touchdown in the first four games of a season, and first since 49ers RB Hugh McElhenny in 1952
- Among Texans rookies through their first four career games, Fuller tied for the most touchdowns (two) and ranked second in receiving yards (323) and third in receptions (19)
- Became the first player in Texans history to record a receiving touchdown and a punt return touchdown in the same game vs. Tennessee (10/2). He was also the fourth NFL rookie in the past 15 years to accomplish the feat, joining Rams WR Tavon Austin, Colts WR T.Y. Hilton and Cowboys WR Dez Bryant
- Caught five passes for a team-leading 107 yards and a touchdown in his first career NFL game vs. Chicago (9/11)
- Became the first rookie first-round draft choice with 100 receiving yards in a season opener since Steelers WR Louis Lipps vs. Kansas City (9/2/84)
- Finished second on the team with four receptions for 104 yards, averaging 26.0 yards per catch, vs. Kansas City (9/18)
- Became the first rookie in Texans history to open a season with two 100-yard receiving games
- Led the team with seven receptions for 81 yards and a touchdown, and also scored a touchdown on his first career punt return, a 67-yard score, vs. Tennessee (10/2)
- Became the first rookie in Texans history to record a punt return for a touchdown, vs. Tennessee (10/2)
- Active but did not play in Week 6 vs. Indianapolis (10/16) with an injury
- Caught four passes for 22 yards and logged his first career kickoff return for 19 yards at Denver (10/24) in Week 7
- Inactive for Week 10 at Jacksonville (11/13) with an injury
- Caught one pass for 17 yards at Oakland (11/21) in Week 11
- Tied for second on the team with four receptions for 60 yards, including a long of 33 yards, and returned a career-high three punts for 27 yards vs. San Diego (11/27) in Week 12
- Registered five receptions for a team-leading 59 yards and added a 16-yard punt return at Green Bay (12/4) in Week 13
- Registered two receptions for 22 yards at Indianapolis (12/11) in Week 14
- Logged four receptions for 42 yards and his first career rushing attempt, a three-yard loss, in addition to four punts for 38 yards and one kickoff return for 12 yards vs. Jacksonville (12/18) in Week 15
- Grabbed three receptions for 24 yards at Tennessee (1/1/17) in Week 17

CAREER AT NOTRE DAME:

- Played three seasons (2013-15) at the University of Notre Dame in South Bend, Ind.
- Had 144 catches for 2,512 receiving yards and 30 touchdowns in his Fighting Irish career
- Averaged 17.4 yards per reception and 64.4 yards per game
- Finished second to Michael Floyd (37) for most receiving touchdowns in school history
- Played in 2013 Pinstripe Bowl, 2014 Music City Bowl and 2016 Fiesta Bowl

HONORS:

2016 OFFENSIVE STATISTICS

REGULAR SEASON				RECEIVING					RUSHING				
Date	Opp	GP	GS	Rec	Yds	Avg	Lg	TD	Att	Yds	Avg	Lg	TD
9/11	CHI	1	1	5	107	21.4	35	1	0	0	0.0	0	0
9/18	KC	1	1	4	104	26.0	53	0	0	0	0.0	0	0
9/22	at NE	1	1	3	31	10.3	18	0	0	0	0.0	0	0
10/2	TEN	1	1	7	81	11.6	28	1	0	0	0.0	0	0
10/9	at MIN	1	1	1	4	4.0	4	0	0	0	0.0	0	0
10/16	IND			ACTIVE, DID NOT PLAY									
10/24	at DEN	1	1	4	22	5.5	13	0	0	0	0.0	0	0
10/30	DET	1	1	1	23	23.0	23	0	0	0	0.0	0	0
11/13	at JAX			INACTIVE									
11/21	at OAK	1	0	1	17	17.0	17	0	0	0	0.0	0	0
11/27	SD	1	1	4	60	15.0	33	0	0	0	0.0	0	0
12/4	at GB	1	1	5	59	11.8	24	0	0	0	0.0	0	0
12/11	at IND	1	1	2	22	11.0	16	0	0	0	0.0	0	0
12/18	JAX	1	1	4	42	10.5	22	0	1	-3	-3.0	-3	0
12/24	CIN	1	1	3	39	13.0	19	0	0	0	0.0	0	0
1/1/17	at TEN	1	1	3	24	8.0	14	0	0	0	0.0	0	0
Totals		14	13	47	635	13.5	53	2	1	-3	-3.0	0	0

ADDITIONAL STATISTICS

Misc. Tackles: 4

2016 RETURN STATISTICS

REGULAR SEASON			KICKOFFS					PUNTS					
Date	Opp	GP	KR	Yds	Avg	Lg	TD	PR	Yds	Avg	Lg	TD	FC
9/11	CHI	1	0	0	0.0	0	0	0	0	0.0	0	0	0
9/18	KC	1	0	0	0.0	0	0	0	0	0.0	0	0	0
9/22	at NE	1	0	0	0.0	0	0	0	0	0.0	0	0	0
10/2	TEN	1	0	0	0.0	0	0	1	67	67.0	67t	1	0
10/9	at MIN	1	0	0	0.0	0	0	1	14	14.0	14	0	0
10/16	IND		ACTIVE, DID NOT PLAY										
10/24	at DEN	1	1	19	19.0	19	0	0	0	0.0	0	0	1
10/30	DET	1	0	0	0.0	0	0	1	3	3.0	3	0	0
11/13	at JAX		INACTIVE										
11/21	at OAK	1	0	0	0.0	0	0	0	0	0.0	0	0	0
11/27	SD	1	0	0	0.0	0	0	3	27	9.0	12	0	1
12/4	at GB	1	0	0	0.0	0	0	1	16	16.0	16	0	1
12/11	at IND	1	0	0	0.0	0	0	0	0	0.0	0	0	1
12/18	JAX	1	1	12	12.0	12	0	4	38	9.5	25	0	2
12/24	CIN	1	0	0	0.0	0	0	0	0	0.0	0	0	0
1/1/17	at TEN	1	0	0	0.0	0	0	0	0	0.0	0	0	0
Totals		14	2	31	15.5	19	0	11	165	15.0	67	1	6

- Associated Press Second-Team All-American (2015)
- ESPN.com Midseason First-Team All-American (2015)
- USA Today Midseason First-Team All-American (2015)
- SI.com Midseason Second-Team All-American (2015)
- Biletnikoff Award Semifinalist (2015)
- Biletnikoff Award Watch List (2015)
- Walter Camp Award Watch List (2015)
- Athlon Sports Preseason Fourth Team All-American (2015)
- College Sports Madness Independent Offensive Player of the Week (9/13/15)
- Walter Camp Award "Player to Watch" (2015)

2015 (Notre Dame):

- Named a second-team All-American by the Associated Press
- Compiled 62 catches, 1,258 receiving yards and 14 receiving touchdowns
- Had six catches for 113 yards, including an 81-yard touchdown, in his final game vs. Ohio State in the Fiesta Bowl
- His 13 receiving touchdowns during the regular season tied him for sixth in the country
- His 1,145 yards during the regular season tied him for 14th best in the country
- His 20.5 yards per reception during the regular season was 15th best in the country

WILL FULLER V

- Had seven receptions for 142 yards and two touchdowns vs. Texas (9/5)
- Had seven receptions for 152 yards and three touchdowns at Pittsburgh (11/7)
- Caught two-or-more touchdowns in three games

2014 (Notre Dame):

- Started at wide receiver in all 13 games
- Led Notre Dame in receptions (76), receiving yards (1,094) and receiving touchdowns (15)
- Ranked third in the FBS in touchdown catches, 21st in receiving yards, 23rd in receiving yards per game (84.2), tied for 24th in total touchdowns (15) and 34th in receptions per game (5.8)
- His 15 touchdown receptions, 76 catches and 1,094 receiving yards are the most in single-season school history by a sophomore
- Eight of his 15 touchdown catches went for at least 20 yards
- Had at least one touchdown catch in 11 of the 13 games
- Had three multi-receiving touchdown games
- Eclipsed 100 yards receiving in four games, including two of the last three regular season contests
- Had a catch of at least 30 yards in seven of Notre Dame's 13 games
- Had two of Notre Dame's five receptions of at least 50 yards
- Fourth player in school history with a pair of touchdown receptions of 72 yards or longer (Nick Eddy, 1964, Tim Brown, 1986, and Golden Tate, 2009)
- Had five of team's 11 receptions of at least 40 yards registered 19 receptions of at least 20 yards
- 51 of his 76 receptions went for a first down or touchdown
- 17 of his 19 third-down receptions went for a first down or touchdown
- His 16 career touchdown grabs rank tied for ninth in school history
- Opened the season with a touchdown grab in four straight games, which was the longest streak to open a season for the Irish since Jeff Samardzija began the 2005 season with a touchdown in each of the first eight games
- Honorable mention All-American by Sports Illustrated

2013 (Notre Dame):

- Saw action in all 13 games
- Started three contests, Oklahoma (Sept. 28), USC (Oct. 19) and Air Force (Oct. 26)
- Had six catches on the year for 160 yards (26.7 average) and a touchdown
- Had two carries for eight yards
- Scored his first touchdown on a 47-yard pass from Tommy Rees against Air Force

PERSONAL:

- Attended Roman Catholic High School in Philadelphia
- First-team receiver on 2012 Pennsylvania Sports Writers AAAA All-State football team
- Named as a receiver to Philadelphia Daily News All-City squad for 2012
- First-team receiver on Philadelphia Inquirer All-Southeastern Pennsylvania team
- Named MVP of Philadelphia Catholic League 4A
- Made 57 receptions in 2012 for 932 yards and eight touchdowns in 2012
- Had 10 catches for 232 yards and two touchdowns in 2012 win over Cardinal O'Hara
- Also played cornerback
- Honorable mention Pennsylvania all-state pick as a junior
- Grabbed 46 receptions in 2011 for 758 yards and 10 touchdowns on 8-3 Roman Catholic team
- All Catholic League 4A pick in 2011 as both a receiver and defensive back
- A first-team All-City selection as a sophomore in 2010 by Philadelphia Daily News
- Caught 39 passes for 650 yards and nine touchdowns in 2010
- Chosen for Semper Fidelis All-American Bowl and played for East squad
- Played for coach Joe McCort
- Son of Bill Fuller and Megan Mitchell
- Enrolled in the College of Arts and Letters, majoring in Africana studies
- Born April 16, 1994



RYAN GRIFFIN

TIGHT END | 6-6 | 265 | CONNECTICUT

Hometown: Londonderry, N.H. | **4th NFL Season** | **4th with Texans** | **Age:** 26
Acquired: D6d-'13 | **2016 GP/GS:** 16/5 | **Career GP/GS (Playoffs):** 56/19 (1/1)
Teams: Houston 2013-16

84

TRANSACTIONS:

Selected by the Houston Texans with the 33rd pick in the sixth round (201st overall) in the 2013 NFL Draft.

2016 (Houston 16/5):

- Part of a Texans TE corps that improved by NFL bests of 102 targets, 74 receptions and 4.6 receptions per game over its 2015 totals and finished with second-best increases of 646 receiving yards and 40.4 receiving yards per game
- Hauled in two passes for 17 yards, including a crucial third-down conversion in the fourth quarter, vs. Chicago (9/11)
- Caught one pass for five yards vs. Kansas City (9/18)
- Led the team and set a single-game career high with eight receptions for 52 yards at New England (9/22)
- Totaled three receptions for a season-high 54 yards vs. Tennessee (10/2) in Week 4
- Caught a career-long 45-yard pass from QB Brock Osweiler in the first quarter vs. Tennessee (10/2), marking the third-longest reception by a tight end in Texans history
- Made his first start of the season and caught two passes for eight yards at Minnesota (10/9) in Week 5
- Grabbed three passes for 34 yards, including a 23-yard reception, vs. Detroit (10/30) in Week 8
- Scored his first touchdown of the season and fifth of his career on a 1-yard pass from QB Brock Osweiler in the first quarter at Jacksonville (11/13) in Week 10
- Logged three receptions for 32 yards and set a single-season career-high in receiving yards (253), surpassing his previous best of 251 yards in 2015, at Oakland (11/21) in Week 11
- Tied for second on the team with four receptions for 36 yards vs. San Diego (11/27) in Week 12
- Finished with four receptions for 35 yards and scored on a 6-yard touchdown pass from QB Brock Osweiler on fourth-and-goal at Green Bay (12/4) in Week 13
- Set a single-game career-high with 85 receiving yards and tied his personal-best with eight receptions vs. Jacksonville (12/18) in Week 15

2015 (Houston 9/4, 1/1):

- Played in nine games (four starts) and tallied career highs with 20 receptions for 251 yards and two touchdowns
- Started and made one catch for 18 yards vs. Kansas City (9/13)
- Spent Weeks 2-9 on the Reserve/Injured-Designated for Return List
- Played and started his first game since the season opener and caught three passes for 36 yards, which was the team's second-highest total at Cincinnati (11/16)
- Had four catches for a career-high 72 yards and a touchdown vs. New Orleans (11/29). Caught his first touchdown of the season and third of his career on a 10-yard pass from QB Brian Hoyer on the opening possession of the game. Posted a season-long 36-yard reception in the third quarter
- Finished with three catches for 29 yards and a touchdown at Buffalo (12/6). Caught an 8-yard touchdown pass in the first quarter, his second of the season, a single-season career-high, and fourth of his career. The score marked his second straight game with a touchdown (12/6)
- Started the AFC Wild Card Game vs. Kansas City (1/9/16) and caught three passes for 29 yards

2014 (Houston 16/2):

- Played in 16 games with two starts and had 10 catches for 91 yards and a touchdown
- Recorded a six-yard catch vs. Washington (9/7)
- Made one catch for eight yards at Dallas (10/5)
- Made a special teams tackle vs. Indianapolis (10/9) in Week 6
- Caught an 8-yard touchdown pass from QB Ryan Fitzpatrick on the Texans' opening drive vs. Tennessee (11/30) in Week 13. It was his first touchdown of the season and second of his career

2016 STATISTICS

REGULAR SEASON				RECEIVING						RUSHING					
Date	Opp	GP	GS	Rec	Yds	Avg	Lg	TD		Att	Yds	Avg	Lg	TD	
9/11	CHI	1	0	2	17	8.5	12	0		0	0	0.0	0	0	
9/18	KC	1	0	1	5	5.0	5	0		0	0	0.0	0	0	
9/22	at NE	1	0	8	52	6.5	11	0		0	0	0.0	0	0	
10/2	TEN	1	0	3	54	18.0	45	0		0	0	0.0	0	0	
10/9	at MIN	1	1	2	8	4.0	5	0		0	0	0.0	0	0	
10/16	IND	1	0	3	31	10.3	12	0		0	0	0.0	0	0	
10/24	at DEN	1	0	2	13	6.5	9	0		0	0	0.0	0	0	
10/30	DET	1	0	3	34	11.3	23	0		0	0	0.0	0	0	
11/13	at JAX	1	1	3	7	2.3	5	1		0	0	0.0	0	0	
11/21	at OAK	1	1	3	32	10.7	20	0		0	0	0.0	0	0	
11/27	SD	1	0	4	36	9.0	15	0		0	0	0.0	0	0	
12/4	at GB	1	0	4	35	8.8	18	1		0	0	0.0	0	0	
12/11	at IND	1	0	2	23	11.5	12	0		0	0	0.0	0	0	
12/18	JAX	1	1	8	85	10.6	23	0		0	0	0.0	0	0	
12/24	CIN	1	0	0	0	0.0	0	0		0	0	0.0	0	0	
1/1/17	at TEN	1	1	2	10	5.0	9	0		0	0	0.0	0	0	
Totals		16	5	50	442	8.8	45	2		0	0	0.0	0	0	

ADDITIONAL STATISTICS

Fumbles/Lost: 1/1 | **Misc. Tackles:** 2

CAREER STATISTICS

REGULAR SEASON				RECEIVING						RUSHING					
Year	Team	GP	GS	Rec	Yds	Avg	Lg	TD		Att	Yds	Avg	Lg	TD	
2013	HOU	15	8	19	244	12.8	40	1		0	0	0.0	0	0	
2014	HOU	16	2	10	91	9.1	25	1		0	0	0.0	0	0	
2015	HOU	9	4	20	251	12.6	37	2		0	0	0.0	0	0	
2016	HOU	16	5	50	442	8.8	45	2		0	0	0.0	0	0	
Totals		56	19	99	1,028	10.4	45	6		0	0	0.0	0	0	

POSTSEASON				RECEIVING						RUSHING					
Year	Team	GP	GS	Rec	Yds	Avg	Lg	TD		Att	Yds	Avg	Lg	TD	
2015	HOU	1	1	3	29	9.7	15	0		0	0	0.0	0	0	
Totals		1	1	3	29	9.7	15	0		0	0	0.0	0	0	

CAREER GAME HIGHS

Receptions: 8, 2x – last: vs. JAX, 12/18/16 (85 yards) | **Receiving Yards:** 85 vs. JAX, 12/18/16 (8 receptions)
Receiving Long: 45 vs. TEN, 10/2/16 | **Receiving TDs:** 1, 6x – last: at GB, 12/4/16

- Made a season-long 25-yard catch at Jacksonville (12/7) in Week 14
- Had a season-high two catches in his first start of the year at Indianapolis (12/14)
- Had a season-high three catches and matched a season-high with 25 yards vs. Baltimore (12/21) in Week 16
- Started vs. Jacksonville (12/28) in Week 17 and made one catch for eight yards

2013 (Houston 15/8):

- Recorded the first two receptions of his career for 18 yards (9.0 avg.) vs. St. Louis (10/13)
- Made his first career start and saw action on special teams at Kansas City (10/20)
- Caught the first touchdown reception of his career on a 2-yard pass at Arizona (11/10)
- Inactive due to a concussion vs. Oakland (11/17) in Week 11
- Caught a 37-yard pass in his return to action vs. Jacksonville (11/24) in Week 12
- Recorded a career- and team-high six receptions for 62 yards at Indianapolis (12/15)
- Caught five passes and set a new career high with 66 receiving yards, including a career-long 40-yard reception vs. Denver (12/22) in Week 16

COLLEGE:

- Played four seasons (2009-12) at the University of Connecticut in Mansfield, Conn. after redshirting the 2008 campaign
- Two-time Second-Team All-Big East selection
- Ranked second among tight ends in the Connecticut record books with 10 receiving touchdowns and 116 career receptions

RYAN GRIFFIN

- Played in the Raycom College Football All-Star Classic
- Caught 29 passes for 484 yards and a career-high six touchdown receptions and was named Second Team All-Big East for the second straight season as a senior in 2012
- Second Team All-Big East selection as a junior and had three receiving touchdowns and a two-point conversion for 20 points in 2011
- Played in all 13 games and started eight as a sophomore
- Saw action in 11 games and 10 starts as a freshman, including the Papajohns.com Bowl vs. South Carolina (Jan. 2)
- Redshirted in 2008
- Majored in communications science

PERSONAL:

- Attended Londonberry (N.H.) High School
- Named first-team all-state by the Nashua Union-Leader and Varsity Magazine
- Carried the ball 95 times for 749 yards and was a team captain as a senior



JONATHAN GRIMES

RUNNING BACK | 5-10 | 210 | WILLIAM & MARY

Hometown: Palmyra, N.J. | **4th NFL Season** | **4th with Texans** | **Age:** 27
Acquired: FA-'13 | **2016 GP/GS:** 10/0 | **Career GP/GS (Playoffs):** 51/1 (1/1)
Teams: Houston 2012; N.Y. Jets 2012; Jacksonville 2012-13; Houston 2013-16

41

TRANSACTIONS:

Signed by the Houston Texans as a college free agent on May 14, 2012...Waived by Texans on Aug. 31, 2012...Signed to Texans practice squad on Sept. 1, 2012...Signed by the N.Y. Jets to the active roster on Sept. 25, 2012...Waived by the Jets on Oct. 30, 2012...Claimed off waivers by the Texans on Oct. 31, 2012...Waived by the Texans on Dec. 20, 2012...Claimed off waivers by the Jacksonville Jaguars on Dec. 21, 2012...Waived by the Jaguars on Aug. 30, 2013...Signed by the Texans on Dec. 18, 2013...Re-signed by the Texans on March 18, 2016.

CAREER:

- Made his first career start in the 2013 season finale at Tennessee (12/29/13)
- Played in three games for the N.Y. Jets as a rookie in 2012 after being signed off the Texans practice squad and then played an additional six games for the Texans when he was claimed off waivers on Oct. 31, 2012
- Became the third player in Texans history to score a rushing and receiving touchdown in the same game vs. Jacksonville (1/3/16)

2016 (Houston 10/0):

- Tied for fifth on the team with a career-high seven special teams tackles
- Played exclusively on special teams in the season opener vs. Chicago (9/11)
- Rushed once for eight yards and caught one pass for 13 yards vs. Kansas City (9/18)
- Rushed three times for four yards and recorded two special teams tackles and a forced fumble on special teams at New England (9/22) in Week 3
- Inactive for Weeks 4-7 with an injury
- Returned to game action and rushed twice for 11 yards in addition to contributing on special teams vs. Detroit (10/30)
- Inactive for Week 10 at Jacksonville (11/13) and Week 11 at Oakland (11/21)
- Rushed twice for a season-high 14 yards and played on special teams vs. San Diego (11/27) in Week 12
- Led the team in rushing for the first time with season highs of five rushing attempts for 43 yards, averaging 8.6 yards per carry, at Green Bay (12/4) in Week 13
- Rushed once for six yards and caught one pass for six yards at Indianapolis (12/11) in Week 14
- Logged one rush for three yards and two receptions for 12 yards vs. Jacksonville (12/18) in Week 15
- Contributed with two special teams tackles vs. Cincinnati (12/24) in Week 16
- Set a season high with 33 receiving yards and tied his season high with four receptions at Tennessee (1/1/17) in Week 17

2015 (Houston 14/0, 1/1):

- Played in 14 games and totaled career highs with 56 carries for 282 yards in addition to 26 receptions for 173 yards. Also scored a rushing and receiving touchdown
- Finished the game with 28 yards on six carries (4.7 avg.) and two yards receiving on one reception vs. Kansas City (9/13). Logged a 21-yard rush, the longest for either team in the game
- Tied for the team lead with six catches for 40 yards at Carolina (9/20). His reception total tied a single-game career-high (12/29/13 at Tennessee)
- Caught four passes for 19 yards (4.8 avg.) and ran for 19 yards on six carries (3.2 avg.) vs. Tampa Bay (9/27)
- Inactive in Weeks 4-5
- Rushed for 37 yards on six carries (6.2 avg.), including a long of 13 yards. Also caught three passes for 28 yards vs. N.Y. Jets (11/22)
- Rushed for 28 yards on five carries (5.6 avg.) and caught two passes for 15 yards at Buffalo (12/6). Rushed for a two-point conversion in the fourth quarter, tying the game at 21

2016 STATISTICS

REGULAR SEASON

Date	Opp	GP	GS	RUSHING					RECEIVING				
				Att	Yds	Avg	Lg	TD	Rec	Yds	Avg	Lg	TD
9/11	CHI	1	0	0	0	0.0	0	0	0	0	0.0	0	0
9/18	KC	1	0	1	8	8.0	8	0	1	13	13.0	13	0
9/22	at NE	1	0	3	4	1.3	3	0	4	15	3.8	6	0
10/2	TEN					INACTIVE							
10/9	at MIN					INACTIVE							
10/16	IND					INACTIVE							
10/24	at DEN					INACTIVE							
10/30	DET	1	0	2	11	5.5	6	0	0	0	0.0	0	0
11/13	at JAX					INACTIVE							
11/21	at OAK					INACTIVE							
11/27	SD	1	0	2	14	7.0	9	0	0	0	0.0	0	0
12/4	at GB	1	0	5	43	8.6	14	0	1	15	15.0	15	0
12/11	at IND	1	0	1	6	6.0	6	0	1	6	6.0	6	0
12/18	JAX	1	0	1	3	3.0	3	0	2	12	6.0	8	0
12/24	CIN	1	0	0	0	0.0	0	0	0	0	0.0	0	0
1/1/17	at TEN	1	0	8	16	2.0	8	0	4	33	8.3	12	0
Totals		10	0	23	105	4.6	14	0	13	94	7.2	15	0

ADDITIONAL STATISTICS

Special Teams Tackles: 7 | **Misc. Tackles:** 1

Forced Fumbles (1): Forced a fumble on special teams at New England (9/22)

CAREER STATISTICS

REGULAR SEASON

Year	Team	GP	GS	RUSHING					RECEIVING				
				Att	Yds	Avg	Lg	TD	Rec	Yds	Avg	Lg	TD
2012	NYJ	3	0	2	6	3.0	5	0	2	7	3.5	4	0
2012	HOU	6	0	0	0	0.0	0	0	0	0	0.0	0	0
2013	HOU	2	1	21	73	3.5	12	1	6	76	12.7	31	0
2014	HOU	16	0	39	153	3.9	11	0	6	86	14.3	31	0
2015	HOU	14	0	56	282	5.0	37	1	26	173	6.7	19	1
2016	HOU	10	0	23	105	4.6	14	0	13	94	7.2	15	0
Totals		51	1	141	619	4.4	37	2	53	436	8.2	31	1

POSTSEASON

Year	Team	GP	GS	Att	Yds	Avg	Lg	TD	Rec	Yds	Avg	Lg	TD
2015	HOU	1	1	4	15	3.8	8	0	2	12	6.0	8	0
Totals		1	1	4	15	3.8	8	0	2	12	6.0	8	0

ADDITIONAL STATISTICS

Special Teams Tackles (14): 2013 - 1; 2014 - 6; 2016 - 7 | **Misc. Stats:** 1 fumble recovery vs. New Orleans 11/29/15

CAREER GAME HIGHS

Rushing Attempts: 16 at TEN, 12/29/13 (50 yards) | **Rushing Yards:** 54 at CLE, 11/16/14 (13 attempts)

Rushing Long: 37 vs. NE, 12/13/15 | **Rushing TDs:** 1, 2x - last: vs. JAX, 1/3/16 | **Receptions:** 6, 2x - last: at CAR, 9/20/15

Receiving Yards: 76 at TEN, 12/29/13 | **Receiving Long:** 31, 2x - last: at NYG, 9/21/14 | **Receiving TDs:** 1 vs. JAX, 1/3/16

- Led the team with 53 rushing yards on seven carries (7.6 avg.) vs. New England (12/13). Posted a career-long 37-yard rush in the second quarter
- Registered a single-game career-high two touchdowns (one receiving, one rushing). Rushed for 26 yards on four carries (6.5 avg.) and caught four passes for 28 yards vs. Jacksonville (1/3/16). Scored his first career receiving touchdown on a 12-yard reception from QB Brian Hoyer in the second quarter. Scored his first rushing touchdown of the season and second of his career on a 3-yard carry in the second quarter. Became the third player in Texans history to score a rushing and receiving touchdown in the same game

2014 (Houston 16/0):

- Played in all 16 games and recorded 39 carries for 153 yards in addition to six receptions for 86 yards
- Had one carry for five yards and one reception for 31 yards at the N.Y. Giants (9/21) in Week 3. The 31 yards on the reception matched a career-long
- Made a pair of special teams tackles against Buffalo (9/28) in Week 4
- Rushed for a career-high 54 yards on 13 carries at Cleveland (11/16) in Week 11. Added a

JONATHAN GRIMES

special teams tackle

- Ran for 8 yards on fourth-and-2 from the Cincinnati 30-yard line to keep the Texans' first scoring drive going in the second quarter in Week 12. Had a season-high three catches for 32 yards. Also had a special teams tackle
- Had a special teams tackle at Indianapolis (12/14) in Week 15
- Led the team with 45 yards rushing and added 23 receiving yards vs. Jacksonville (12/28)

2013 (Houston 2/1):

- Signed by the Texans on Dec. 18
- Recorded five rushing attempts for 23 yards (4.6 avg.) vs. Denver (12/22) in Week 16
- Posted a team-high 126 yards from scrimmage in his first career start with career highs of 16 carries for 50 yards and six receptions for 76 yards, including his first career touchdown at Tennessee (12/29) in Week 17

2012 (N.Y. Jets 3/0, Houston 6/0, 0/0):

- Appeared in nine games and recorded two rushing attempts for six yards and also had two receptions for seven yards
- Made his NFL debut vs. Houston (10/8) where he saw action on special teams
- Had his first career rushing attempt and reception at New England (10/21)
- Had one carry for five yards and one reception for four yards vs. Miami (10/28)
- Made his Texans debut on special teams vs. Buffalo (11/4)

COLLEGE:

- Played four seasons (2008-11) at the College of William & Mary in Williamsburg, Va.
- The Tribe's all-time leader in rushing yards (4,541), all-purpose yards (7,955), kickoff return yards (2,289) and rushing attempts (936)
- Most decorated player in Colonial Athletic Association history with 11 all-conference honors
- Led nation in all-purpose yards per game as a senior with 228.2 yards per game
- First-team All-America selection by the Associated Press and the Collegiate Sporting News his senior season after ranking sixth in the nation with 130.1 rushing yards per game
- Rushed for more than 130 yards in six of eight conference games, highlighted by three consecutive 200-plus yard games to close out the season

PERSONAL:

- Four-year letterman at tailback and defensive back at Paul VI High School in Haddonfield, N.J.
- Named to All-State squad and honored as the All-South Jersey Running Back of the Year in 2007 after running for a single-season school record 1,925 yards and 33 touchdowns
- A three-time letter winner as a forward in basketball and four-time letter winner in track as a triple-jumper and high-hurdler



ANDRE HAL

SAFETY | 5-10 | 195 | VANDERBILT

Hometown: Port Allen, La. | 3rd NFL Season | 3rd with Texans | Age: 24
Acquired: D7a-'14 | 2016 GP/GS: 15/11 | Career GP/GS (Playoffs): 45/22 (1/1)
Teams: Houston 2014-16

29

TRANSACTIONS:

Selected by the Houston Texans with the first pick in the seventh round (216th overall) of the 2014 NFL Draft.

2016 (Houston 15/11):

- Completed his first full season as a safety and logged a career highs of 46 tackles, two tackles for loss, 1.0 sack and one quarterback hit
- Registered the team's first interception of the year and his fifth career interception when he picked off Bears QB Jay Cutler in the third quarter vs. Chicago (9/11)
- Notched interceptions in back-to-back games for the first time in his career, having picked off a pass in the 2015 regular season finale against Jacksonville
- Tallied four tackles (two solo) and a pass defended vs. Kansas City (9/18)
- Made four tackles (two solo) at New England (9/22) in Week 3
- Matched a career high with two passes defended and contributed four tackles (three solo) vs. Tennessee (10/2) in Week 4
- Registered the first sack of his career and matched a season high with four tackles (two solo) vs. Indianapolis (10/16) in Week 6
- Logged three tackles (all solo) on defense and tied for second on the team with a career-high two special teams tackles vs. Detroit (10/30) in Week 8
- Active but did not play in Week 13 at Green Bay (12/4)
- Tied a career high with two passes defended, including an interception of Colts QB Andrew Luck that he returned 24 yards, at Indianapolis (12/11) in Week 14
- Matched his season high with four tackles (two solo) vs. Jacksonville (12/18) in Week 15
- Tied his career high with seven tackles (four solo) vs. Cincinnati (12/24) in Week 16

2015 (Houston 16/11, 1/1):

- In his first season at the safety position, played in all 16 games (11 starts) and led the team with four interceptions. Also posted career highs with 34 tackles (26 tackles), 10 passes defended and one tackle for loss
- His four interceptions tied for the second-highest single-season total by a safety in Texans history
- Made one solo tackle vs. Kansas City (9/13)
- Recorded one special teams tackle vs. Tampa Bay (9/27)
- In his first career start at safety, recorded the first two interceptions of his career, including one returned for a touchdown, at Jacksonville (10/18). Became the second player in Texans history to record at least two interceptions, including one returned for a touchdown (Aaron Glenn, 12/8/02, 2 INTs returned for TDs). Became the first Texans player with two interceptions in a game since CB Kareem Jackson vs. Baltimore (12/21/14)
- Intercepted Jets QB Ryan Fitzpatrick on New York's final offensive possession to seal the game for the Texans (11/22). Marked his third interception of the season and of his career
- Finished third on the team with a single-game career-high five tackles and contributed with one pass defended at Buffalo (12/6)
- Recorded his first career tackle for loss in the fourth quarter when he brought down Colts RB Frank Gore for a loss of three yards at Indianapolis (12/20). Also added one pass defended in the game
- Led the team with two passes defended at Tennessee (12/27)
- Totaled four tackles (three solo), two passes defended and an interception vs. Jacksonville

2016 STATISTICS

REGULAR SEASON				TACKLES					SACKS		INTERCEPTIONS					FUMBLES			
Date	Opp	GP	GS	Tot	Solo	Asst	QBH	TFL	Sk	Yds	Int	Yds	Lg	TD	PD	FF	FR	Yds	TD
9/11	CHI	1	1	2	2	0	0	0	0.0	0.0	1	12	12	0	1	0	0	0	0
9/18	KC	1	1	4	2	2	0	0	0.0	0.0	0	0	0	0	1	0	0	0	0
9/22	at NE	1	1	4	2	2	0	0	0.0	0.0	0	0	0	0	0	0	0	0	0
10/2	TEN	1	1	4	3	1	0	0	0.0	0.0	0	0	0	0	2	0	0	0	0
10/9	at MIN	1	1	0	0	0	0	0	0.0	0.0	0	0	0	0	0	0	0	0	0
10/16	IND	1	1	4	2	2	1	1	1.0	7.0	0	0	0	0	0	0	0	0	0
10/24	at DEN	1	1	3	2	1	0	0	0.0	0.0	0	0	0	0	0	0	0	0	0
10/30	DET	1	1	3	3	0	0	0	0.0	0.0	0	0	0	0	0	0	0	0	0
11/13	at JAX	1	1	3	3	0	0	0	0.0	0.0	0	0	0	0	1	0	0	0	0
11/21	at OAK	1	1	2	2	0	0	1	0.0	0.0	0	0	0	0	0	0	0	0	0
11/27	SD	1	1	2	1	1	0	0	0.0	0.0	0	0	0	0	0	0	0	0	0
12/4	at GB			ACTIVE, DID NOT PLAY															
12/11	at IND	1	0	0	0	0	0	0	0.0	0.0	1	24	24	0	2	0	0	0	0
12/18	JAX	1	0	4	2	2	0	0	0.0	0.0	0	0	0	0	0	0	0	0	0
12/24	CIN	1	0	7	4	3	0	0	0.0	0.0	0	0	0	0	0	0	0	0	0
1/1/17	at TEN	1	0	4	3	1	0	0	0.0	0.0	0	0	0	0	0	0	0	0	0
Totals		15	11	46	31	15	1	2	1.0	7.0	2	36	24	0	7	0	0	0	0

ADDITIONAL STATISTICS

Special Teams Tackles: 2

CAREER STATISTICS

REGULAR SEASON				TACKLES					SACKS		INTERCEPTIONS					FUMBLES			
Year	Team	GP	GS	Tot	Solo	Asst	QBH	TFL	Sk	Yds	Int	Yds	Lg	TD	PD	FF	FR	Yds	TD
2014	HOU	14	0	18	15	3	0	0	0.0	0.0	0	0	0	0	4	0	0	0	0
2015	HOU	16	11	34	26	8	0	1	0.0	0.0	4	54	31t	1	10	0	0	0	0
2016	HOU	15	11	46	31	15	1	2	1.0	7.0	2	36	24	0	7	0	0	0	0
Totals		45	22	98	72	26	1	3	1.0	7.0	6	90	31	1	21	0	0	0	0

POSTSEASON

Year	Team	GP	GS	Tot	Solo	Asst	QBH	TFL	Sk	Yds	Int	Yds	Lg	TD	PD	FF	FR	Yds	TD
2015	HOU	1	1	5	2	3	0	0	0.0	0.0	0	0	0	0	0	0	0	0	0
Totals		1	1	5	2	3	0	0	0.0	0.0	0	0	0	0	0	0	0	0	0

ADDITIONAL REGULAR SEASON STATISTICS

Touchdowns (1): 31-yard interception return (B. Bortles) at Jacksonville (10/18/15)

Special Teams Tackles (7): 2014 - 3; 2015 - 2; 2016 - 2

CAREER GAME HIGHS

Tackles: 7 vs. PHI, 11/2/14 | TFL: 1, 3x - last: at OAK, 11/21/16 | Sacks: 1.0 vs. IND, 10/16/16
INT: 2 at JAX, 10/18/15 | PD: 2, 6x - last: at IND, 12/11/16

- (1/3/16). Caught his fourth interception of the season, which tied him with Bernard Pollard (four in 2009) for the second-most interceptions by a safety in a season in team history
- Started his first postseason contest in the AFC Wild Card Game vs. Kansas City (1/9/16) and recorded five tackles, including two solo stops

2014 (Houston 14/0):

- Played in 14 games, made 18 tackles and had four passes defended
- Recorded a special teams tackle in his NFL debut vs. Washington (9/7)
- Notched a pass defended at Oakland (9/14)
- Registered his first career tackle, finished with five tackles and a pass defended at Dallas (10/5) in Week 5
- Made four tackles at Pittsburgh (10/20) in Week 7
- Recorded a pair of tackles at Tennessee (10/26) in Week 8
- Registered a career-best seven tackles and two passes defended vs. Philadelphia (11/2) on Week 9
- Recorded a special teams tackle at Cleveland (11/16) in Week 11
- Had a special teams tackle vs. Cincinnati (11/23) in Week 12
- Played vs. Tennessee (11/30) in Week 13
- Inactive in Weeks 14-15

ANDRE HAL

- Played vs. Baltimore (12/21) in Week 16 and vs. Jacksonville (12/28) in Week 17

COLLEGE:

- Played four seasons (2009-13) at Vanderbilt University in Nashville, Tenn.
- Appeared in 50 games and started 29
- Made 133 career tackles with six interceptions and 37 passes defended
- Two-time second team All-SEC (2012,13)

PERSONAL:

- Senior captain and four-year starter at Port Allen (La.) High School
- Named defensive MVP as a senior after notching 53 tackles and four interceptions
- Earned first team 3A All-State honors after returning five kickoffs for scores
- As a junior, posted five interceptions
- Standout in basketball and track & field and former starter on hoops squad
- Member of 3A state champion 4x200-meter relay foursome that also set state record
- Full name is Andre Jeroy Hal



JOEL HEATH

DEFENSIVE END | 6-6 | 300 | MICHIGAN STATE

Hometown: Cincinnati, Ohio | Rookie | Age: 23

Acquired: CFA-'16 | 2016 GP/GS: 12/6 | Career GP/GS (Playoffs): 12/6 (0/0)

Teams: Houston 2016

93

TRANSACTIONS:

Signed by the Houston Texans as a college free agent on May 5, 2016.

2016 (Houston 12/6):

- Inactive for Weeks 1 and 2
- Made his regular season NFL debut and contributed with one tackle at New England (9/22) in Week 3
- Inactive for Week 4 vs. Tennessee (10/2)
- Played 17 snaps on defense and made one solo tackle at Minnesota (10/9) in Week 5
- Saw action as a reserve defensive end vs. Indianapolis (10/16) in Week 6
- Inactive for Week 7 at Denver (10/24)
- Played as a reserve defensive end vs. Detroit (10/30) in Week 8 and at Jacksonville (11/13) in Week 10
- Made his first career start at Oakland (11/21) in Week 11 but did not record any statistics
- Started at defensive end and logged one tackle and his first career quarterback hit vs. San Diego (10/27) in Week 12
- Made one tackle at Green Bay (12/4) in Week 13
- Recorded one quarterback hit at Indianapolis (12/11) in Week 14
- Logged his fourth start of the season and made one solo tackle vs. Jacksonville (12/18) in Week 15
- Became the first undrafted rookie and sixth overall rookie in franchise history (first since OLB Whitney Mercilus in 2012) with 2.0 sacks in a game when he brought down Titans QB Matt Cassel in the first and fourth quarters at Tennessee (1/1/17) in Week 17
- His 2.0-sack game at Tennessee (1/1/17) made him the only undrafted rookie in the NFL to accomplish the feat in 2016 and made him just the 35th player in league history to do so since sacks became an official statistic in 1982

CAREER AT MICHIGAN STATE:

- Played four seasons (2012-15) at Michigan State University in East Lansing, Mich. after redshirting the 2011 campaign
- Three-year letterwinner played in 39 career games, including 24 starts
- Two-year starter on the defensive line (2014-15)
- Had 60 career tackles, including 10.5 for losses and 4.5 sacks
- Earned his bachelor's degree in interdisciplinary studies in social science in December 2015
- Collected six tackles in two bowl games (2015 Cotton, 2015 College Football Playoff Semifinal at Cotton Bowl)
- Had a productive game in the 2015 Cotton Bowl Classic win over No. 4 Baylor, tallying three stops

2015 (Michigan State):

- Started 12 games at defensive tackle
- Missed the Central Michigan (Week 4) and Maryland (Week 10) games due to an injury
- Recorded a career-high 31 tackles, including 5.5 for losses (26 yards) and 2.0 sacks (11 yards)
- Ranked 11th on the team with 52 production points during the regular season
- Honorable mention All-Big Ten (media)
- Had two tackles and was credited with a half tackle for loss vs. No. 4 Iowa in the Big Ten Championship Game
- Posted four stops, including an 8-yard sack, vs. Indiana; named Spartan Defensive Player of the Week against the Hoosiers
- Did not play vs. Central Michigan (injured)
- Talled a career-high six tackles, including a 10-yard loss, and also forced a fumble in the win over seventh-ranked Oregon
- Recorded three tackles, including a 3-yard sack, in the season opener at Western Michigan

2014 (Michigan State):

- Started 12-of-13 games at defensive tackle
- Had 29 tackles, including five for losses (22 yards) and 2.5 sacks (19 yards)
- Led Spartan defensive tackles with five tackles for loss
- Had a productive game in the 2015 Cotton Bowl Classic win over No. 4 Baylor, tallying three

2016 STATISTICS

REGULAR SEASON				TACKLES					SACKS		INTERCEPTIONS					FUMBLES			
Date	Opp	GP	GS	Tot	Solo	Asst	QBH	TFL	Sk	Yds	Int	Yds	Lg	TD	PD	FF	FR	Yds	TD
9/11	CHI																		
9/18	KC																		
9/22	at NE	1	0	1	0	1	0	0	0.0	0.0	0	0	0	0	0	0	0	0	0
10/2	TEN																		
10/9	at MIN	1	0	1	1	0	0	0	0.0	0.0	0	0	0	0	0	0	0	0	0
10/16	IND	1	0	0	0	0	0	0	0.0	0.0	0	0	0	0	0	0	0	0	0
10/24	at DEN																		
10/30	DET	1	0	0	0	0	0	0	0.0	0.0	0	0	0	0	0	0	0	0	0
11/13	at JAX	1	1	0	0	0	0	0	0.0	0.0	0	0	0	0	0	0	0	0	0
11/21	at OAK	1	1	0	0	0	0	0	0.0	0.0	0	0	0	0	0	0	0	0	0
11/27	SD	1	1	1	0	1	1	0	0.0	0.0	0	0	0	0	0	0	0	0	0
12/4	at GB	1	0	1	0	1	0	0	0.0	0.0	0	0	0	0	0	0	0	0	0
12/11	at IND	1	0	0	0	0	1	0	0.0	0.0	0	0	0	0	0	0	0	0	0
12/18	JAX	1	1	1	1	0	0	0	0.0	0.0	0	0	0	0	0	0	0	0	0
12/24	CIN	1	1	0	0	0	0	0	0.0	0.0	0	0	0	0	0	0	0	0	0
1/1/17	at TEN	1	1	3	3	0	2	2	2.0	11.0	0	0	0	0	0	0	0	0	0
Totals		12	6	8	5	3	4	2	2.0	11.0	0	0	0	0	0	0	0	0	0

stops; credited with a half sack (6 yards) of Bear QB Bryce Petty, along with teammate Shilique Calhoun, in the third quarter, and also split a tackle for loss (1 yard) with Darien Harris on a rush in the first quarter

- Recorded career highs in tackles (five), tackles for loss (two for 7 yards) and sacks (1.0 for 6 yards) vs. Rutgers
- Had three tackles, including a half sack (4 yards), vs. No. 14 Ohio State
- Recorded four tackles, including a half sack (3 yards), at No. 3 Oregon
- Collected three tackles, including a half tackle for loss, in his first career start in the season opener vs. Jacksonville State

2013 (Michigan State):

- Saw action in nine games as a backup defensive end to earn his first letter
- Made the transition from defensive end to defensive tackle during bowl practices
- Recorded three quarterback hurries, including two at Illinois
- Had a quarterback hurry in the win over No. 23 Michigan
- Broke up a pass in the season opener against Western Michigan

2012 (Michigan State):

- Appeared in five games (Boise State, Central Michigan, Notre Dame, Eastern Michigan, Michigan)

2011 (Michigan State):

- Redshirted the season

PERSONAL:

- Attended Mount Healthy Jr/Sr High School in Cincinnati
- Represented the Ohio All-Stars in the June 2011 Big 33 Classic in Hershey, Pennsylvania
- Rated among the nation's top defensive ends by Scout.com (No. 26)
- Named to SuperPrep's and PrepStar's All-Midwest Teams
- Ranked among Ohio's top seniors by Rivals.com (No. 49)
- Three-year starter for Coach Arvie Crouch
- Two-time first-team All-Ohio (Division II) selection by The Associated Press
- Named AP All-Ohio Division II Co-Defensive Player of the Year as a senior
- Two-time first-team AP Southwest All-District pick
- Selected AP Southwest All-District Defensive Player of the Year in 2010
- Two-time first-team all-conference choice
- Voted Fort Ancient Valley Conference Co-Athlete of the Year as a senior
- Produced 5.0 sacks in 2010
- Named to Cincinnati Enquirer's All-Area (Division II-VI) Team as a junior
- Recorded 41 tackles (22 solos, 19 assists) in 2009, finishing third in the conference with 6.5 sacks
- Graduated with a bachelor's degree in criminal justice



DEANDRE HOPKINS

WIDE RECEIVER | 6-1 | 215 | CLEMSON

Hometown: Central, S.C. | 4th NFL Season | 4th with Texans | Age: 24
Acquired: D1-'13 | 2016 GP/GS: 16/16 | Career GP/GS (Playoffs): 64/64 (1/1)
Teams: Houston 2013-16

10

TRANSACTIONS:

Selected by the Houston Texans with the 27th pick in the first round (27th overall) of the 2013 NFL Draft.

HONORS:

- 2013 PFWA All-Rookie Team
- 2013 Texans Rookie of the Year
- NFL Offensive Rookie of the Month (Sept. 2013)
- AFC Offensive Player of the Week (Week 6, 2015)
- 2015 Pro Bowl
- 2015 AP NFL All-Pro Second Team

CAREER:

- Ranks third in franchise history with 4,487 yards receiving, fourth with 23 receiving touchdowns, and fourth with 317 receptions
- Currently the Texans all-time leader in yards per reception at 14.2
- Has 13 100-yard games in his career, which is second-most in franchise history and ties Andre Johnson (13 from 2003-06) for the most 100-yard receiving games in the first four years of a player's career in franchise history
- Owns a streak of 64 consecutive starts, which is the second-longest active streak among NFL wide receivers
- Passed WR Andre Johnson (3,953 from 2003-06) for the most receiving yards by a Texans player in the first four seasons of his career, vs. Detroit (10/30/16)
- Passed Andre Johnson (311 from 2003-06) for the most receptions (312) in the first four years of a player's career in Texans history, at Tennessee (11/1/17)
- At 23 years, 169 days old, became the third-youngest player in NFL history to reach 200 career receptions and 3,000 career receiving yards, behind only WR Larry Fitzgerald (23 years, 108 days) and WR David Boston (23 years, 126 days)
- Became the third wide receiver in NFL history at age 23-or-younger with 1,400 receiving yards and 11 receiving touchdowns in a season (Issac Bruce, Randy Moss)
- Became the first player in NFL history with at least nine catches and 145 receiving yards in three consecutive games (Weeks 4-6, 2015)
- Passed WR Andre Johnson for the most receptions (239), receiving yards (3,533), receiving touchdowns (19) and 100-yard receiving games (11) in a player's first three seasons in franchise history
- Set a franchise record for the most receiving touchdowns in a single season (10) in 2015, surpassing WR Andre Johnson's previous record of nine in 2009
- The 25th player in NFL history to amass 2,000 yards receiving through his first two seasons
- Became the second player in franchise history to eclipse the 1,000-yard mark in 2014 (WR Andre Johnson 2004, 06, 2008-10, 2012-13). Accomplished the feat vs. Tennessee (11/30/14) in the 12th game of the season
- Reached 1,000 career yards receiving in his 19th game
- Reached 2,000 career yards receiving in his 31st game. The second youngest (22 years, 198 days) player in NFL history to reach 2,000 yards
- Became the fastest player in team history to reach 3,000 receiving yards, doing so in his 42nd career game. The previous record was held by Andre Johnson (48 games)
- Reached 100 career catches in his 27th game
- Became the fastest player in team history to reach 200 receptions, doing so in his 42nd career game. The previous record was held by WR Andre Johnson (43 games)
- Became the first player in team history to accumulate 1,000 receiving yards in the first 10 games of a season (2015)
- Second player under the age of 24 to amass 3,500 career receiving yards (Randy Moss)
- Had a career-high 238 yards vs. Tennessee (11/30/14), which was the fourth 200-yard receiving game in franchise history. Averaged 26.4 yards per reception, which was the highest single-game average for a player with at least five receptions in franchise history
- His six 100-yard games in 2015 tied for the second-most such games in a season in franchise history

2016 STATISTICS

REGULAR SEASON				RECEIVING					RUSHING				
Date	Opp	GP	GS	Rec	Yds	Avg	Lg	TD	Att	Yds	Avg	Lg	TD
9/11	CHI	1	1	5	54	10.8	23t	1	0	0	0.0	0	0
9/18	KC	1	1	7	113	16.1	35	1	0	0	0.0	0	0
9/22	at NE	1	1	4	56	14.0	16	0	0	0	0.0	0	0
10/2	TEN	1	1	1	4	4.0	4	0	0	0	0.0	0	0
10/9	at MIN	1	1	5	56	11.2	25	1	0	0	0.0	0	0
10/16	IND	1	1	9	71	7.9	12	0	0	0	0.0	0	0
10/24	at DEN	1	1	5	36	7.2	12	0	0	0	0.0	0	0
10/30	DET	1	1	4	44	11.0	14	0	0	0	0.0	0	0
11/13	at JAX	1	1	5	48	9.6	16	0	0	0	0.0	0	0
11/21	at OAK	1	1	5	58	11.6	24	0	0	0	0.0	0	0
11/27	SD	1	1	5	70	14.0	19	0	0	0	0.0	0	0
12/4	at GB	1	1	3	58	19.3	44t	1	0	0	0.0	0	0
12/11	at IND	1	1	2	33	16.5	22	0	0	0	0.0	0	0
12/18	JAX	1	1	8	87	10.9	16	0	0	0	0.0	0	0
12/24	CIN	1	1	3	43	14.3	21	0	0	0	0.0	0	0
1/1/17	at TEN	1	1	7	123	17.6	51	0	0	0	0.0	0	0
Totals		16	16	78	954	12.2	51	4	0	0	0.0	0	0

ADDITIONAL STATISTICS

Misc. Tackles: 6

CAREER STATISTICS

REGULAR SEASON				RECEIVING					RUSHING				
Year	Team	GP	GS	Rec	Yds	Avg	Lg	TD	Att	Yds	Avg	Lg	TD
2013	HOU	16	16	52	802	15.4	66	2	0	0	0.0	0	0
2014	HOU	16	16	76	1,210	15.9	76t	6	0	0	0.0	0	0
2015	HOU	16	16	111	1,521	13.7	61t	11	0	0	0.0	0	0
2016	HOU	16	16	78	954	12.2	51	4	0	0	0.0	0	0
Totals		64	64	317	4,487	14.2	76t	23	0	0	0.0	0	0

POSTSEASON				RECEIVING					RUSHING				
Year	Team	GP	GS	Rec	Yds	Avg	Lg	TD	Att	Yds	Avg	Lg	TD
2015	HOU	1	1	6	69	11.5	17	0	0	0	0.0	0	0
Totals		1	1	6	69	11.5	17	0	0	0	0.0	0	0

ADDITIONAL STATISTICS

Regular Season Misc. Tackles (14): 2013 - 3; 2014 - 1; 2015 - 4; 2016 - 6 | Postseason Misc. Tackles (1): 2015 - 1

CAREER GAME HIGHS

Receptions: 11 vs. IND, 10/8/15 (169 yards) | Receiving Yards: 238 vs. TEN, 11/30/14 (9 receptions)
Receiving Touchdowns: 2, 4x – last: vs. NYJ, 11/22/15 | Receiving Long: 76t vs. WAS, 9/7/14

- chise history
- Had a streak of four consecutive 100-yard receiving games from Week 3 to 6 in 2015, which is tied for the longest in franchise history
- Became the second player in franchise history to record a 100-catch season in 2015
- Had 81 receptions through 11 games in 2015, which was the most by any player 23-or-younger in NFL history
- In 2015, set single-season career highs in receptions (111), receiving yards (1,521), receiving touchdowns (11) and 100-yard receiving games (six) in 2015. Ranked third in the NFL in receptions and receiving yards and tied for seventh in receiving touchdowns
- Finished the 2015 regular season with the third-most receptions (111), fourth-most receiving yards (1,521) and the most receiving touchdowns (11) in a single season in franchise history
- Extended his streak of consecutive regular season games started to 48, which ranks second among all active NFL wide receivers, and has caught a pass in all 48 games played

2016 (Houston 16/16):

- Finished tied for second in the NFL in third-down receptions (28), tied for 24th in receptions (78) and 29th in receiving yards (954)
- Led the team in receptions, receiving yards and tied for the lead in touchdowns
- Finished tied for the team lead with five receptions for 54 yards and a touchdown in the

DEANDRE HOPKINS

season opener vs. Chicago (9/11)

- Scored on a 23-yard touchdown pass in the second quarter, marking his 20th career touchdown reception and third straight season opener (2014-16) with a touchdown, vs. Chicago (9/11)
- Also recorded his fourth career touchdown in Week 1 games, which passes former Texans WR Andre Johnson for the most in team history, vs. Chicago (9/11)
- Led the team with seven receptions for 113 yards and a touchdown, which marked his 12th career 100-yard receiving performance, vs. Kansas City (9/18)
- Led the team with a season-high nine receptions, his most in a single game since Week 6 of the 2015 season, for 71 yards vs. Indianapolis (10/16) in Week 6
- Finished second on the team with four receptions for a team-leading 44 yards vs. Detroit (10/30) in Week 8
- Passed Andre Johnson (3,953 from 2003-06) for the most receiving yards by a Texans player in the first four seasons of his career, vs. Detroit (10/30)
- Surpassed 4,000 receiving yards for his career with a team-high five receptions for 48 yards at Jacksonville (11/13) in Week 10
- Finished second on the team with five receptions for 58 yards at Oakland (11/21) in Week 11
- Led the team with five receptions for 70 yards, averaging 14.0 yards per catch, vs. San Diego (11/27) in Week 12
- Finished with three receptions for 58 yards, including a 44-yard touchdown grab in the fourth quarter that marked his longest reception of the season, at Green Bay (12/4) in Week 13
- Led the team with eight receptions for 87 yards, as he surpassed 300 receptions for his career, vs. Jacksonville (12/18) in Week 15
- Totaled three receptions for a team-leading 43 receiving yards vs. Cincinnati (12/24)
- Recorded seven receptions for a season-high 123 yards, marking his second 100-yard game of the season, at Tennessee (1/1/17) in Week 17

2015 (Houston 16/16, 1/1):

- Earned Pro Bowl and Associated Press NFL All-Pro Second Team honors
- Started all 16 games and set career highs with 111 receptions, 1,521 yards, six 100-yard receiving games and a franchise-record 11 receiving touchdowns
- Ranked third in the NFL in receptions and receiving yards and tied for seventh in receiving touchdowns
- Finished the regular season with the third-most receptions, fourth-most receiving yards and the most receiving touchdowns in a single season in franchise history
- Passed WR Andre Johnson for the most receptions (239), receiving yards (3,533), receiving touchdowns (19) and 100-yard receiving games (11) in a player's first three seasons in franchise history
- Led both teams with 98 receiving yards and two receiving touchdowns on nine receptions vs. Kansas City (9/13). Scored 14 total points (two receiving touchdowns, one two-point conversion), which was the second-highest single-game total by a wide receiver in team history. Caught a touchdown pass in his third consecutive home opener (2013-15). Passed RB Arian Foster (2,041) for the fourth-most career receiving yards in team history
- Finished with five receptions for 53 yards at Carolina (9/20)
- Led the team with eight receptions for 101 yards (12.6 avg.) and a touchdown vs. Tampa Bay (9/27). Had three receiving touchdowns in the first three games, which tied for the most by a Texans player through the first three games of a season. Tied WR Jacoby Jones (11) for the seventh-most career touchdown receptions in team history
- Recorded 157 receiving yards with nine receptions at Atlanta (10/4). Posted back-to-back 100-yard receiving games for the first time in his career (Weeks 3-4)
- Led the team with a career-high 11 catches for 169 yards and posted his first career game with 10-or-more receptions vs. Indianapolis (10/8). His 42 receptions and 578 receiving yards were the most through the first five games of a season in Texans history. His seven receptions in the first half tied for the fourth-most in the first half of a game in franchise history
- Caught 10 passes for 148 yards and two touchdowns at Jacksonville (10/18). Recorded his fourth consecutive 100-yard receiving game, which tied the franchise record (WR Andre Johnson, 2008). Became the first player in NFL history with at least nine catches and 145 receiving yards in three consecutive games (Weeks 4-6). Had the second-most receptions (52) and fourth-most yards (726) through six games in NFL history. Second player in team history with back-to-back games with 10 catches. Tied WR Corey Bradford (five) for the most receiving touchdowns in the first six games of a season in Texans history. Passed WR Jabar Gaffney (171) for the fifth-most career receptions in team history. Passed RB Steve Slaton (2,643) for the sixth-most career scrimmage yards in team history. Scored on a 9-yard reception and a 26-yard pass from QB Brian Hoyer in the fourth quarter
- Passed WR Andre Johnson (35 in 2006) for the second-most receptions in a single October in Texans history. Finished the month with 36 receptions for 524 yards and two touchdowns. His receiving yards totals also ranked as the second-most in October in team history
- Caught six passes for 50 yards in the game at Miami (10/25). Ended a streak of consecutive 100-yard receiving games at four, which tied the franchise record (Weeks 3-6)
- Led the team with eight receptions for 94 yards and a touchdown vs. Tennessee (11/1). Passed WR Andre Johnson (2,806) for the most receiving yards in a player's first three seasons in franchise history. Caught a 21-yard touchdown pass from QB Brian Hoyer in the first quarter to give the team a 7-3 lead
- Caught five passes for 57 yards and a touchdown at Cincinnati (11/16). Set a single-season career-high in touchdown receptions, surpassing his previous high of six in 2014. Passed

RB Arian Foster (14) for the fifth-most career receiving touchdowns in Texans history

- Led the team with five catches for 118 yards (23.6 avg.) and two touchdowns vs. N.Y. Jets (11/22). Scored a 61-yard receiving touchdown in the second quarter, the second-longest touchdown reception of his career. Scored again on a 20-yard pass in the third quarter to give the team a 24-10 lead
- At 23 years, 169 days old, became the third-youngest player in NFL history to reach 200 career receptions and 3,000 career receiving yards, behind only WR Larry Fitzgerald (23 years, 108 days) and WR David Boston (23 years, 126 days)
- Became the fastest player in team history to reach 200 receptions, doing so in his 42nd career game. The previous record was held by WR Andre Johnson (43 games)
- Became the fastest player in team history to reach 3,000 receiving yards, doing so in his 42nd career game. The previous record was held by WR Andre Johnson (48 games)
- Became the first player in team history to accumulate 1,000 receiving yards in the first 10 games of a season
- Notched his 10th career 100-yard receiving game, passing WR Andre Johnson (nine) for the most 100-yard receiving games in a player's first three seasons in team history
- Tied TE Owen Daniels (four) for the second-most career multiple-touchdown games in Texans history
- Tied WR Andre Johnson (three in 2009) for the most multiple-touchdown games in a single season in team history
- Caught five passes for 36 yards vs. New Orleans (11/29). Passed WR Andre Johnson (208) for the most receptions in a player's first three seasons in team history. His 81 receptions were the most by any player 23-or-younger through 11 team games in NFL history, according to Elias. Set a single-season career-high in receptions, surpassing his previous best of 76 in 2014
- Caught five passes for 88 yards and a touchdown at Buffalo (12/6). Scored on a 29-yard pass from QB Brian Hoyer in the fourth quarter to tie the game at 21
- Caught three passes for 52 yards (17.3 avg.), including a long of 40 yards, vs. New England (12/13). Set a single-season career-high in receiving yards, surpassing his previous high of 1,210 receiving yards in 2014
- Led the team with eight receptions for 94 yards at Indianapolis (12/20)
- Led the team with seven receptions for 117 yards, including a long reception of 44 yards, and a touchdown at Tennessee (12/27). With his third reception of the game in the second quarter, became the second player in franchise history to record a 100-catch season. Passed WR Andre Johnson (103 in 2006) for the fourth-most receptions in a single season in team history. Passed WR Andre Johnson (1,407 in 2013) for the fourth-most receiving yards in a single season in Texans history. Scored his 11th touchdown of the season and 19th of his career on a 15-yard reception from QB Brandon Weeden in the third quarter, which was a franchise record for the most receiving touchdowns in a single season. Increased his season totals to 104 receptions for 1,432 yards and 11 touchdowns. Logged his sixth 100-yard game of the season, which tied for the second-most such games in a season in franchise history
- Became just the third wide receiver in NFL history at age 23-or-younger with 1,400 receiving yards and 11 receiving touchdowns in a season (WR Issac Bruce, WR Randy Moss)
- Led the team with seven receptions for 89 yards, including a long of 20 yards vs. Jacksonville (1/3/16)
- Extended his streak of consecutive regular season games started to 48, which ranked second among all active NFL wide receivers
- Caught a pass in his 48th straight regular season game
- In his first career playoff start, led the team with six receptions for 69 yards in the AFC Wild Card Game vs. Kansas City (1/9/16). His receiving yardage total ranked as the sixth-highest mark in a postseason game in Texans history, while his reception total ranked seventh

2014 (Houston 16/16):

- Named a Pro Bowl alternate after becoming the second player in franchise history to eclipse the 1,000-yard mark. Finished his second NFL season with 76 catches for 1,210 yards and six touchdowns
- Hauled in a career long 76-yard touchdown in the second quarter in a win vs. Washington (9/7). Finished the game with four receptions for 89 yards
- Scored a 12-yard touchdown and finished with 22 yards at Oakland (9/14)
- Registered a six-catch, 116-yard performance and went over the 1,000-yard mark for his career against the N.Y. Giants (9/21) in Week 3. Recorded the second 100-yard game of his career
- Set a career high for touchdowns in a season (3) when he caught a 35-yard touchdown pass against Buffalo (9/28) in Week 4. Finished the game with five catches for 64 yards
- Led the team with six receptions for 63 yards at Dallas (10/5) in Week 5
- Posted his third career game with 100 yards receiving, catching six passes for 108 yards at Pittsburgh (10/20) in Week 7
- Moved into eighth place on the franchise's yards receiving list with five receptions for 95 yards at Tennessee (10/26) in Week 8. Entered the game with 1,276 yards receiving and passed RB Domanick Williams (1,276) and TE Joel Dreessen (1,323)
- Recorded his third 100-yard receiving game of the season and fourth of his career vs. Philadelphia (11/2) in Week 9. Caught six passes for 115 yards and a touchdown and tied TE Owen Daniels for the second-most 100-yard receiving games in franchise history with four. Recorded Houston's fourth takeaway of the game, recovering LB DeMeco Ryans' fumble at the Philadelphia 7-yard line in the fourth quarter
- Caught four passes for 80 yards with a long of 41 at Cleveland (11/16) in Week 11
- Caught his 100th career pass and passed his single-season career high (802 yards) in Week 12 vs. Cincinnati. Finished with five catches for 39 yards

DEANDRE HOPKINS

- Had career-highs of 238 yards receiving, two touchdowns receiving and nine receptions vs. Tennessee (11/30) in Week 13. It was the fourth 200-yard receiving game and second highest total in franchise history. Averaged 26.4 yards per reception, the highest single-game average for a player with at least five receptions in franchise history. Tied a franchise single-game record with four receptions of 25-plus yards. Became the second player in franchise history to eclipse the 1,000-yard mark in franchise history. Had 117 yards receiving in the first half and 121 in the second half, the first time in his career he had over 100 yards in a single half
- Made four catches for 49 yards at Jacksonville (12/7) in Week 14. Also recovered an offensive fumble to keep a drive alive
- Led all receivers with five receptions for 77 yards at Indianapolis (12/14) in Week 15
- Caught five passes for 38 yards vs. Baltimore (12/21). Became the fifth player in franchise history with more than 2,000 receiving yards and the second-youngest (22 years, 198 days) player in NFL history to reach 2,000 yards receiving. Became the 25th player in NFL history with 2,000 yards receiving through his first two seasons

2013 (Houston 16/16):

- Started all 16 games at wide receiver and finished the season with 52 receptions for 802 yards (15.4 avg.), ranking second in both categories among rookies in franchise history to Andre Johnson's 66 receptions for 976 yards in 2003
- Earned a spot on the PFWA All-Rookie Team and was voted the Texans Rookie of the Year by teammates
- Caught at least one pass in all 16 games
- Named NFL Offensive Rookie of the Month in September after finishing the month with 20 receptions for 270 yards (13.5 avg.) and a touchdown
- Made his first career start at wide receiver in his NFL debut and recorded five receptions for 66 yards (13.2 avg.) at San Diego (9/9) in Week 1
- Recorded seven receptions for 117 yards (16.7 avg.) and the game-winning touchdown in overtime vs. Tennessee (9/15) to become the youngest player in NFL history to score the game-winning touchdown in overtime at 21 years and 101 days
- Had the second-most yards receiving ever by a Texans rookie vs. Tennessee in Week 2, (WR Andre Johnson, 122 at Buffalo, 11/16/03) and tied for the second-most receptions by a rookie in franchise history
- Recorded a game-high six receptions for 60 yards at Baltimore (9/22) in Week 3
- Recorded three receptions for 76 yards (25.3 avg.) and a touchdown at Kansas City (10/20) in Week 7
- Recorded a game-high six receptions for 69 yards (11.5 avg.) at Arizona (11/10)
- Caught two passes for 77 yards (38.5 avg.), including a career-long and franchise-long reception by a rookie 66-yarder vs. New England (12/1) in Week 13

COLLEGE:

- Played three seasons (2010-12) at Clemson (S.C.) University
- Appeared in 39 games, starting 32 contests for the Tigers
- Had 206 receptions for 3,020 yards (14.7 avg) and 27 touchdowns, adding 32 yards on a pair of kickoff returns and 82 yards on 12 punt returns (6.8 avg), to amass 3,134 all-purpose yards, an average of 80.4 yards per game
- The only player in Clemson history with multiple 100-yard receiving performances in bowl games (105 vs. South Florida in the 2010 Meineke Car Care Bowl; 107 vs. West Virginia in the 2012 Orange Bowl; 191 yards vs. Louisiana State in the 2012 Chick-fil-A Bowl), as he tallied 32 receptions for 403 yards and three touchdowns in three postseason appearances
- His 206 receptions rank seventh in Atlantic Coast Conference history and second on the school career list, topped by only WR Aaron Kelly (232; 2005-08), as they are the only Tigers to ever catch 200 passes for the university
- His 3,020 receiving yards are the sixth-highest total by an ACC player and set a school record, breaking the previous mark of 2,733 yards by WR Aaron Kelly
- Was the sixth player from an ACC institution to gain 3,000 yards receiving in a career, joining WR Conner Vernon of Duke (3,749; 2009-12), WR Peter Warrick of Florida State (3,517; 1996-99), WR Torry Holt of North Carolina State (3,379; 1995-98), WR Clarkston Hines of Duke (3,318; 1986-89) and WR Jericho Cotchery of North Carolina State (3,119; 2000-03)
- His 27 touchdown grabs tied WR Herman Moore of Virginia (1988-90) for eighth on the ACC all-time record chart, as it also set a school record
- Majored in community recreation, sport and camp management

PERSONAL:

- Attended D.W. Daniel High School in Central, S.C., playing football for Head Coach Randy Robinson
- Registered 57 receptions for 1,266 yards and 18 touchdowns on offense and 28 interceptions, returning five for touchdowns on defense
- Had 11 punt returns for 289 yards and three touchdowns, along with two kickoff returns for 119 yards and one score as a senior
- Rated the 12th-best receiver in the nation and the state's eighth-best overall prospect by Rivals.com, and was the 14th-ranked cornerback by Scout.com and ESPN rated him the 29th-best athlete
- Super Prep's sixth-ranked athlete in the state, he received All-State first-team honors from the Charlotte Observer and The State, adding All-Southern honors from the Orlando

Sentinel

- A finalist for state "Mr. Football" accolades, he was twice named All-State (defense) by the Associated Press
- Participated in the Offense-Defense All American game and the Shrine Bowl
- Two-time Seneca Daily Journal Player-of-the-Year and Anderson Independent Player-of-the-Year choice, in addition to receiving Class AAA All-State honors from the High School Sports Report as a junior and senior
- Added co-region player-of-the-year recognition as a senior and was a three-time all-region pick
- Led D.W. Daniel High to a 37-4 record during his gridiron career
- Was also a four-year starter for the school's basketball team, a three-time All-State choice who tallied more than 1,300 points, 400 rebounds, 600 assists, and 200 steals in his career
- Uncle, the late Terry Smith, had 162 receptions as a Clemson Tiger from 1990-93

TEXANS BIOS



AKEEM HUNT

RUNNING BACK | 5-10 | 200 | PURDUE

Hometown: Covington, Ga. | **2nd NFL Season** | **2nd with Texans** | **Age:** 23

Acquired: FA-'15 | **2016 GP/GS:** 8/0 | **Career GP/GS (Playoffs):** 15/1 (1/0)

Teams: N.Y. Giants 2015; Baltimore 2015; Houston 2015-16

33

TRANSACTIONS:

Signed by the New York Giants as a college free agent on May 7, 2015...Signed to the Baltimore Ravens practice squad on Oct. 13, 2015...Released from the Ravens practice squad on Oct. 20, 2015...Signed to the Houston Texans practice squad on Nov. 3, 2015...Signed to the Texans active roster on Nov. 21, 2015...Waived by the Texans on Sept. 3, 2016...Signed to the Texans practice squad on Sept. 4, 2016.

2016 (Houston 8/0):

- Tied for fifth on the team with seven special teams tackles
- Spent Weeks 1-9 on the Texans practice squad
- Elevated to the active roster on Nov. 12
- Made his season debut and set single-game career highs in rushing attempts (eight) and yards (52), averaging 6.5 yards per carry, at Jacksonville (11/13) in Week 10
- Recorded a career-long 39-yard kickoff return in the fourth quarter at Oakland (11/21) in Week 11 that was also the Texans' longest kickoff return in 2016
- Registered 19 yards on two carries, averaging 9.5 yards per attempt, with a long run of 16 yards vs. San Diego (11/27) in Week 12
- Logged three kickoff returns for 66 yards, averaging 22.0 yards per return, at Green Bay (12/4) in Week 13
- Registered a season-long 19-yard run and returned two kickoffs for 36 yards (18.0 avg.) at Indianapolis (12/11) in Week 14
- Rushed three times for 15 yards, giving him 103 yards on 19 carries for the season, both of which are career highs, vs. Jacksonville (12/18) in Week 15
- Logged a season-long 24-yard reception in the fourth quarter and set a career high with 28 receiving yards and three special teams tackles vs. Cincinnati (12/24) in Week 16
- Tied for the team lead with a career-high two special teams tackles and returned two kickoffs for 29 yards at Tennessee (1/1/17) in Week 17

2015 (Houston 7/1, 1/0):

- Originally signed as a rookie free agent with the N.Y. Giants on May 7
- Signed to the Texans active roster (11/21) after spending time on the practice squad
- Played in his first career game and rushed for two yards on his first career carry vs. N.Y. Jets (11/22)
- Finished with three carries for 27 yards (9.0 avg.) in the game vs. New Orleans (11/29)
- Notched a career-long 12-yard rush in the first quarter vs. New Orleans (11/29)
- Returned his first career kickoff for a gain of 19 yards in the fourth quarter vs. New England (12/13)
- Registered a career-long 21-yard run in the first quarter at Indianapolis (12/20)
- Finished with 26 rushing yards at Indianapolis (12/20)
- Posted a single-game career-high 28 rushing yards on three carries (9.3 avg.), including a career-long of 25 yards vs. Jacksonville (1/3/16) in his first career start

COLLEGE:

- Played four seasons (2011-14) at Purdue University in West Lafayette, Ind.
- Saw action in 49 games and made 17 starts for the Boilermakers
- Career totals included 371 rushing attempts for 2,035 yards (5.5-yard avg.) and 11 touchdowns, 100 receptions for 841 yards and six scores, and 74 kickoff returns for 1,747 yards (23.6-yard average) and six touchdowns

2016 OFFENSIVE STATISTICS

REGULAR SEASON				RUSHING					RECEIVING				
Date	Opp	GP	GS	Att	Yds	Avg	Lg	TD	Rec	Yds	Avg	Lg	TD
9/11	CHI												
9/18	KC												
9/22	at NE												
10/2	TEN												
10/9	at MIN												
10/16	IND												
10/24	at DEN												
10/30	DET												
11/13	at JAX	1	0	8	52	6.5	17	0	1	1	1.0	1	0
11/21	at OAK	1	0	5	-2	-0.4	5	0	0	0	0.0	0	0
11/27	SD	1	0	2	19	9.5	16	0	0	0	0.0	0	0
12/4	at GB	1	0	0	0	0.0	0	0	0	0	0.0	0	0
12/11	at IND	1	0	1	19	19.0	19	0	0	0	0.0	0	0
12/18	JAX	1	0	3	15	5.0	7	0	0	0	0.0	0	0
12/24	CIN	1	0	1	6	6.0	6	0	2	28	14.0	24	0
1/1/17	at TEN	1	0	0	0	0.0	0	0	0	0	0.0	0	0
Totals		8	0	20	109	5.5	19	0	3	29	9.7	24	0

ADDITIONAL STATISTICS

Special Teams Tackles: 7

CAREER OFFENSIVE STATISTICS

REGULAR SEASON				RUSHING					RECEIVING				
Year	Team	GP	GS	Att	Yds	Avg	Lg	TD	Rec	Yds	Avg	Lg	TD
2015	HOU	7	1	17	96	5.6	25	0	6	39	6.5	27	0
2016	HOU	8	0	20	109	5.5	19	0	3	29	9.7	24	0
Totals		15	1	37	205	5.5	25	0	9	68	7.6	27	0

POSTSEASON				RUSHING					RECEIVING				
Year	Team	GP	GS	Att	Yds	Avg	Lg	TD	Rec	Yds	Avg	Lg	TD
2015	HOU	1	0	1	0	0.0	0	0	0	0	0.0	0	0
Totals		1	0	1	0	0.0	0	0	0	0	0.0	0	0

ADDITIONAL CAREER STATISTICS

Returned one kickoff for 19 yards vs. New England (12/13/15)

CAREER GAME HIGHS

Rushing Attempts: 8 at JAX, 11/13/16 | **Rushing Yards:** 52 at JAX, 11/13/16 | **Rushing Long:** 25 vs. JAX, 1/13/16
Receptions: 2, 2x – last: vs. CIN, 12/24/16 | **Receiving Yards:** 28 vs. CIN, 12/24/16 | **Receiving Long:** 27 vs. JAX, 1/13/16

2016 RETURN STATISTICS

REGULAR SEASON				KICKOFFS					PUNTS				
Date	Opp	GP	KR	Yds	Avg	Lg	TD	PR	Yds	Avg	Lg	TD	FC
9/11	CHI												
9/18	KC												
9/22	at NE												
10/2	TEN												
10/9	at MIN												
10/16	IND												
10/24	at DEN												
10/30	DET												
11/13	at JAX	1	0	0	0.0	0	0	0	0	0.0	0	0	0
11/21	at OAK	1	1	39	39.0	39	0	0	0	0.0	0	0	0
11/27	SD	1	0	0	0.0	0	0	0	0	0.0	0	0	0
12/4	at GB	1	3	66	22.0	29	0	0	0	0.0	0	0	0
12/11	at IND	1	2	36	18.0	18	0	0	0	0.0	0	0	0
12/18	JAX	1	1	24	24.0	24	0	0	0	0.0	0	0	0
12/24	CIN	1	0	0	0.0	0	0	0	0	0.0	0	0	0
1/1/17	at TEN	1	2	29	14.5	19	0	0	0	0.0	0	0	0
Totals		8	9	194	21.6	39	0	0	0	0.0	0	0	0

AKEEM HUNT

- As a senior in 2014, played in 12 games with seven starts and had career-high totals of 173 rushing attempts for 949 yards (5.5-yard avg.) and six touchdowns and 48 catches for 293 yards
- In his junior season in 2013, played in 12 games with nine starts and led the team with 464 rushing yards on 123 carries and was 2nd with 38 receptions for 340 yards
- Returned 24 kickoffs for 626 yards and one touchdown in 2013
- In 2012, appeared in all 13 games as a reserve and rushed 42 times for 335 yards and two touchdowns (8.0 ypc)
- Caught 13 passes for 204 yards and two touchdowns and returned 39 kickoffs for 867 yards and one touchdown (22.2 ypr)
- Averaged 108.3 all-purpose yards per game in 2012
- Appeared in 12 games as a reserve in 2011 and finished third on the team in rushing with 287 yards and two touchdowns on merely 33 carries (8.7 avg.)
- Movement and sports sciences major

PERSONAL:

- Averaged 5.7 yards per carry as a senior at Newton High School in Covington, Ga., gaining 654 yards on 115 rushes with seven touchdowns
- Caught 15 passes for 231 yards (15.4 average) and two scores
- Team offensive MVP as a senior
- Rushed for 679 yards and seven touchdowns on 114 carries as a junior
- Averaged 4.7 yards per carry and caught nine passes for 47 yards (5.2 average)
- Coach was Cortez Allen
- Given name is Akeem Bernard Hunt
- Born Feb. 22, 1993

CAREER RETURN STATISTICS

REGULAR SEASON			KICKOFFS					PUNTS					
Year	Team	GP	KR	Yds	Avg	Lg	TD	PR	Yds	Avg	Lg	TD	FC
2015	HOU	7	1	19	19.0	19	0	0	0	0.0	0	0	0
2016	HOU	7	7	165	23.6	39	0	0	0	0.0	0	0	0
Totals		14	8	184	23.0	39	0	0	0	0.0	0	0	0



KAREEM JACKSON

CORNERBACK | 5-10 | 185 | ALABAMA

Hometown: Macon, Ga. | 7th NFL Season | 7th with Texans | Age: 28
Acquired: D1-'10 | 2016 GP/GS: 14/13 | Career GP/GS (Playoffs): 100/93 (5/5)
Teams: Houston 2010-16

25

TRANSACTIONS:

Selected by the Houston Texans with the 20th pick in the first round (20th overall) of the 2010 NFL Draft...Re-signed with the Texans on March 9, 2015.

CAREER:

- 2010 first-round draft pick
- Tied with Dunta Robinson for the most interceptions in Texans history with 13
- Third in team history with 61 career passes defended
- Tied with Dunta Robinson (396) for the fourth-most career tackles in Texans history
- Tied with TE Owen Daniels for the eighth-most regular-season games played in Texans history after passing ILB Brian Cushing (99)
- Ranks fourth in Texans history with 21 career postseason tackles
- Scored the first interception return for touch-down of his career at any level when he picked off Titans QB Matt Hasselbeck and returned it 63 yards vs. Tennessee (9/30/12)
- Had his first multi-interception day vs. Baltimore (12/21/14)

2016 (Houston 14/13):

- Tied for second on the team with five tackles (four solo), including one for loss in the season opener vs. Chicago (9/11)
- Finished second on the team with six tackles (all solo) and added one pass defended vs. Kansas City (9/18)
- Tied for second on the team with seven tackles, including four solo stops, at New England (9/22) in Week 3
- Notched three solo stops and his second pass defended of the season vs. Tennessee (10/2) in Week 4
- Inactive for Week 5 at Minnesota (10/9) and Week 6 vs. Indianapolis (10/16) with an injury
- Notched five tackles (all solo), one tackle for loss and one pass defended, giving him 60 passes defended for his career, vs. Detroit (10/30) in Week 8
- Intercepted Jaguars QB Blake Bortles and returned it 42 yards for a touchdown, tying him with Dunta Robinson for the most interceptions (13) in Texans history, at Jacksonville (11/13) in Week 10
- Made four solo tackles vs. San Diego (11/27) in Week 12
- Logged five solo tackles at Green Bay (12/4) in Week 13
- Posted a season-high eight tackles (seven solo) at Indianapolis (12/11) in Week 14
- Brought down Bengals WR Cody Core for a 1-yard loss in the first quarter for his third tackle for loss of the season and 13th of his career vs. Cincinnati (12/24) in Week 16
- Played in his 100th career game and made two tackles (one solo) at Tennessee (1/1/17) in Week 17, which tied him with Dunta Robinson (396) for the fourth-most career tackles in Texans history

2015 (Houston 12/10, 1/1):

- Played in 12 games (10 starts) and contributed with a career-high 58 tackles (52 solo), six passes defended, two interceptions, including one returned for a touchdown, one forced fumble, one fumble recovery and one tackle for loss
- Made six solo tackles vs. Kansas City (9/13)
- Made four tackles (three solo) at Carolina (9/20)
- Posted a team-high six solo tackles vs. Tampa Bay (9/27)

2016 STATISTICS

REGULAR SEASON				TACKLES					SACKS		INTERCEPTIONS					FUMBLES			
Date	Opp	GP	GS	Tot	Solo	Asst	QBH	TFL	Sk	Yds	Int	Yds	Lg	TD	PD	FF	FR	Yds	TD
9/11	CHI	1	1	5	4	1	0	1	0.0	0.0	0	0	0	0	0	0	0	0	0
9/18	KC	1	1	6	6	0	0	0	0.0	0.0	0	0	0	0	1	0	0	0	0
9/22	at NE	1	1	7	4	3	0	0	0.0	0.0	0	0	0	0	0	0	0	0	0
10/2	TEN	1	1	3	3	0	0	0	0.0	0.0	0	0	0	0	1	0	0	0	0
10/9	at MIN			INACTIVE															
10/16	IND			INACTIVE															
10/24	at DEN	1	1	2	1	1	0	0	0.0	0.0	0	0	0	0	0	0	0	0	0
10/30	DET	1	1	5	5	0	0	1	0.0	0.0	0	0	0	0	1	0	0	0	0
11/13	at JAX	1	1	6	6	0	0	0	0.0	0.0	1	42	42t	1	1	0	0	0	0
11/21	at OAK	1	1	3	2	1	0	0	0.0	0.0	0	0	0	0	0	0	0	0	0
11/27	SD	1	0	4	4	0	0	0	0.0	0.0	0	0	0	0	0	0	0	0	0
12/4	at GB	1	1	5	5	0	0	0	0.0	0.0	0	0	0	0	0	0	0	0	0
12/11	at IND	1	1	8	7	1	0	0	0.0	0.0	0	0	0	0	0	0	0	0	0
12/18	JAX	1	1	3	1	2	0	0	0.0	0.0	0	0	0	0	0	0	0	0	0
12/24	CIN	1	1	3	2	1	0	1	0.0	0.0	0	0	0	0	0	0	0	0	0
1/1/17	at TEN	1	1	2	1	1	0	0	0.0	0.0	0	0	0	0	0	0	0	0	0
Totals		14	13	62	51	11	0	3	0.0	0.0	1	42	42t	1	4	0	0	0	0

CAREER STATISTICS

REGULAR SEASON				TACKLES					SACKS		INTERCEPTIONS					FUMBLES			
Year	Team	GP	GS	Tot	Solo	Asst	QBH	TFL	Sk	Yds	Int	Yds	Lg	TD	PD	FF	FR	Yds	TD
2010	HOU	16	16	70	57	13	0	1	0.0	0.0	2	23	23	0	10	0	0	0	0
2011	HOU	15	13	40	35	5	0	2	0.0	0.0	1	0	0	0	6	1	0	0	0
2012	HOU	16	15	53	47	6	0	1	0.0	0.0	4	71	63t	1	17	0	0	0	0
2013	HOU	14	14	56	51	5	0	1	0.0	0.0	0	0	0	0	9	0	1	0	0
2014	HOU	13	13	57	48	9	1	4	0.0	0.0	3	97	65	0	9	0	0	0	0
2015	HOU	12	10	58	52	6	0	1	0.0	0.0	2	77	50	1	6	1	1	34	0
2016	HOU	14	13	62	51	11	0	3	0.0	0.0	1	42	42t	1	4	0	0	0	0
Totals		100	94	396	341	55	1	13	0.0	0.0	13	310	65	3	61	2	2	34	0

POSTSEASON

Year	Team	GP	GS	Tot	Solo	Asst	QBH	TFL	Sk	Yds	Int	Yds	Lg	TD	PD	FF	FR	Yds	TD
2011	HOU	2	2	8	7	1	0	0	0.0	0.0	0	0	0	0	1	0	0	0	0
2012	HOU	2	2	6	4	2	0	0	0.0	0.0	0	0	0	0	2	0	0	0	0
2015	HOU	1	1	7	6	1	0	0	0.0	0.0	0	0	0	0	1	0	0	0	0
Totals		5	5	21	17	4	0	0	0.0	0.0	0	0	0	0	4	0	0	0	0

ADDITIONAL STATISTICS

Touchdowns (3): vs. TEN, 9/30/12 (63-yard INT return); vs. JAX, 1/3/16 (27-yard INT return); at JAX, 11/13/16 (42-yard INT return)

CAREER GAME HIGHS

Tackles: 9, 2x – last: vs. NE, 12/13/15 | **INT:** 2 vs. BAL, 12/21/14 | **Return Yards:** 65 at OAK, 9/14/14
PD: 2, 14x – last: vs. IND, 10/8/15 | **FR:** 1, 2x – last: at IND, 12/20/15 | **FF:** 1, 2x – last: at TEN, 12/27/15

- Tied for second on the team with five tackles (four solo) at Atlanta (10/4)
- Inactive in Weeks 7-11
- Intercepted Saints QB Drew Brees in the fourth quarter and returned it 50 yards vs. New Orleans (11/29). The interception marked his first of the season and 11th of his career, tying DB Marcus Coleman and DB Aaron Glenn for the third-most career picks in franchise history. Finished the game with four tackles (two solo), one interception and one tackle for loss
- Tied for the team lead with six tackles, including five solo stops at Buffalo (12/6)
- Led the team with nine solo tackles to go along with one pass defended vs. New England (12/13). His tackle total tied a single-game career-high, having last accomplished the feat on Oct. 5, 2014 at Dallas
- Recovered a fumble forced by CB Johnathan Joseph on Colts WR Griff Whalen in the fourth quarter at Indianapolis (12/20), which led to a field goal and increased Houston's lead to 16-10. It marked his first fumble recovery of the season and second of his career. Also added four solo tackles in the game
- Forced a fumble on Titans RB Antonio Andrews in the first quarter at Tennessee (12/27). S Quintin Demps recovered the ball and returned it for a touchdown. Led the team with five solo tackles, to go along with a forced fumble and a pass defended. Passed DB Marcus

KAREEM JACKSON

Coleman (56) for the third-most career passes defended in team history

- Notched three solo tackles, one interception returned for a touchdown and one pass defended vs. Jacksonville (1/3/16). Returned an interception for a touchdown in the fourth quarter, his first of the season and second of his career. Tied CB Johnathan Joseph (12) for the second-most career interceptions in franchise history. Tied LB DeMeco Ryans (86) for the 12th-most regular season games played in Texans history
- Contributed with seven tackles (six solo) and one pass defended in Wild Card Game vs. Kansas City (1/9/16)

2014 (Houston 13/13):

- Started all 13 games he played in and ended the season with 57 tackles and nine passes defended. Tied for the team lead with three interceptions
- Started and made eight tackles vs. Washington (9/7) in Week 1
- Intercepted a pass and returned it for a career best 65 yards and registered two pass defended and two tackles at Oakland (9/14) in Week 2
- Recorded two tackles, two tackles for loss and one pass defended at N.Y. Giants (9/21)
- Notched six tackles and a pass defended vs. Buffalo (9/28) in Week 4
- Tied for the team-lead and matched a career-high with nine tackles in Week 5 at Dallas (10/5)
- Made five tackles vs. Indianapolis (10/9) in Week 6
- Was second on the team with five tackles and had a quarterback hit at Pittsburgh (10/20) in Week 7
- Registered four tackles, a tackle for loss and two passes defended at Tennessee (10/26) in Week 8
- Made one tackle vs. Philadelphia (11/2) in Week 9 before leaving the game due to injury
- Inactive in Weeks 11-13
- Notched four tackles at Jacksonville (12/7) in Week 14
- Had six tackles, a tackle for loss and a pass defended at Indianapolis (12/14) in Week 15
- Had his first multi-interception game of his career vs. Baltimore (12/21) in Week 16. Intercepted QB Joe Flacco twice in Ravens territory, which led to 10 points
- Made four tackles vs. Jacksonville (12/28) in Week 17

2013 (Houston 14/14):

- Started all 14 games he played in and recorded 62 tackles, eight passes defended, a tackle for loss and fumble recovery
- Tied career highs in tackles with nine (eight solo) and passes defended with two vs. Tennessee (9/15) in Week 2
- Recorded three solo tackles and a pass defended at San Francisco (10/6)
- Recorded seven solo tackles, a pass defended and the first fumble recovery of his career at Kansas City (10/20) in Week 7
- Suffered a rib injury in the second quarter and did not return at Arizona (11/10)
- Inactive due to a rib injury vs. Oakland (11/17) in Week 11 and vs. Jacksonville (11/24) in Week 12
- Returned to start vs. New England (12/1) in Week 13
- Tied a career high with two passes defended vs. Denver (12/22) in Week 16

2012 (Houston 16/15, 2/2):

- Led Texans defenders with a career-high four interceptions on the season
- Made five tackles (four solo) and broke up two passes including an interception of Ryan Tannehill in the season opener vs. Miami (9/9)
- Named the Defensive Player of the Game at Jacksonville (9/16)
- Made nine solo tackles and broke up a pass at Denver (9/23)
- Scored his first career touchdown when he intercepted a QB Matt Hasselbeck pass and returned it 63 yards to the end zone vs. Tennessee (9/30)
- Intercepted a QB Mark Sanchez pass in the fourth quarter to seal the victory at the N.Y. Jets (10/8), and added three tackles (two solo)
- Intercepted a QB Jay Cutler pass in the second quarter and added four tackles (four solo) and two passes defended at Chicago (11/11)
- Made five tackles and broke up a pass vs. Jacksonville (11/18)
- Collected six tackles and a pass defended at Detroit (11/22)
- Registered six tackles (four solo) and two passes defended at Tennessee (12/2)
- Recorded three tackles at New England (12/10)
- Had six tackles (five solo) and a pass defended vs. Indianapolis (12/16)
- Collected four tackles (three solo) and two passes defended vs. Minnesota (12/23)
- Tallied eight tackles (six solo) and a pass defended at Indianapolis (12/30)
- Made two tackles and two passes defended in AFC Wild Card Playoff vs. Cincinnati (1/5/13)
- Made four tackles in the AFC Divisional playoff at New England (1/13/13)

2011 (Houston 15/13, 2/2):

- Finished with 40 tackles (35 solo), six passes defended, an interception and a forced fumble
- Forced a fumble and made four tackles (three solo) at Miami (9/18)
- Tied for the team lead with eight tackles (seven solo) at New Orleans (9/25)
- Had five solo tackles and broke up two passes vs. Cleveland (11/6)
- Registered his first interception of the season vs. Atlanta (12/4)
- Had five solo tackles vs. Tennessee (1/1/12)
- Started in his postseason debut and made four tackles, including three solos in AFC Wild

Card Playoff vs. Cincinnati (1/7/12)

- Recorded four solo tackles and one pass defended in AFC Divisional Playoff at Baltimore (1/15/12)

2010 (Houston 16/16):


- Started at cornerback all 16 games, where he made 71 tackles (57 solo) and had two interceptions
- Made five solo tackles and intercepted the first pass of his NFL career and returned it 23 yards vs. the N.Y. Giants (10/10)
- Recorded six tackles (five solo) and intercepted a pass from QB Philip Rivers vs. San Diego (11/7)
- Forced a fumble at Denver (12/26)

COLLEGE:

- Played four seasons (2006-09) at the University of Alabama in Tuscaloosa, Ala.
- Appeared in 41 career games with the Crimson Tide and started 40 contests, registering 159 tackles (106 solo) with eight tackles for loss (24 yards)
- Deflected 29 passes (fourth on Alabama's all-time list) and recorded five interceptions (164 yards, 32.8 avg.) while registering one forced fumble and one fumble recovery
- Blocked two kicks and returned one punt for eight yards

PERSONAL:

- Attended Westside High School in Macon, Ga. and compiled 1,436 rushing yards with 20 touchdowns and nine receptions for 256 yards with two touchdowns as a senior
- Concluded a three-year varsity career with over 3,447 rushing yards and 46 touchdowns



DON JONES

SAFETY | 5-11 | 195 | ARKANSAS STATE

Hometown: Town Creek, Ala. | **4th NFL Season** | **1st with Texans** | **Age:** 26

Acquired: FA-'16 | **2016 GP/GS:** 13/0 | **Career GP/GS (Playoffs):** 56/0 (0/0)

Teams: MIA 2013; NE 2014; MIA 2014; NO 2015; CLE 2015-16; HOU 2016

20

TRANSACTIONS:

Selected by the Miami Dolphins with the 44th pick in the seventh round (250th overall) of the 2013 NFL Draft...Waived by the Dolphins on Aug. 31, 2014...Claimed off waivers by the New England Patriots on Sept. 1, 2014...Waived by the Patriots on Nov. 27, 2014...Claimed off waivers by the Dolphins on Nov. 28, 2014...Waived by the Dolphins on Sept. 5, 2015...Signed to the New Orleans Saints practice squad on Sept. 7, 2015...Signed to the Saints active roster on Sept. 12, 2015...Waived by the Saints on Oct. 13, 2015...Claimed off waivers by the Cleveland Browns on Oct. 14, 2015...Waived by the Browns on Oct. 4, 2016...Signed by the Houston Texans on Oct. 19, 2016.

2016 (Cleveland 4/0; Houston 9/0):

- Tied for the team lead with 11 special teams tackles
- Saw action in four games with the Browns, recording one special teams tackle
- Waived by the Browns on Oct. 4 and signed by the Texans on Oct. 19
- Made his debut with the Texans and recorded one special teams tackle, giving him 30 for his career, at Denver (10/24) in Week 7
- Tied for second on the team with a season-high two special teams tackles vs. Detroit (10/30) in Week 8
- Notched a special teams tackle at Jacksonville (11/13) in Week 10 and at Oakland (11/21) in Week 11
- Logged one special teams tackle vs. San Diego (11/27) in Week 12
- Registered a special teams tackle at Indianapolis (12/11) in Week 14
- Inactive for Week 15 vs. Jacksonville (12/18)
- Made a season-high three special teams tackles vs. Cincinnati (12/24) in Week 16
- Recorded one special teams tackle at Tennessee (1/1/17) in Week 17

2015 (New Orleans 5/0; Cleveland 9/0):

- Played in five games for the Saints and posted a special teams tackle
- Waived by the Saints on Oct. 13 and claimed off waivers by the Browns on Oct. 14
- Played in nine games with the Browns on special teams, notching five special teams tackles
- Made his Browns debut and recorded two special teams tackles at Denver (10/18)

2014 (New England 9/0; Miami 4/0):

- Appeared in 13 games with New England and Miami and logged 11 special teams stops
- Waived by the Dolphins on Aug. 31 and claimed off waivers by the Patriots on Sept. 1
- Played in nine games with the Patriots, recording six special teams tackles
- Waived by the Patriots on Nov. 27 and claimed by the Dolphins on Nov. 28
- Tallied five special teams tackles in four games with the Dolphins

2013 (Miami 16/0):

- Played in all 16 games as a rookie for the Dolphins
- Finished with a team-high 11 special teams tackles
- Forced the first fumble of his career on special teams vs. Atlanta (9/22)

COLLEGE:

- Played three seasons (2009; 2011-12) at Arkansas State University in Jonesboro, Ark.
- Began his Red Wolves career as a running back in 2009 before transferring to Mississippi Gulf Coast Community College and moving to safety in 2010
- Transferred back to Arkansas State in 2011 and started 23 games at safety over his final

2016 STATISTICS

REGULAR SEASON				TACKLES					SACKS		INTERCEPTIONS						FUMBLES			
Date	Opp	GP	GS	Tot	Solo	Asst	QBH	TFL	Sk	Yds	Int	Yds	Lg	TD	PD	FF	FR	Yds	TD	
WITH CLEVELAND																				
9/11	at PHI	1	0	0	0	0	0	0	0.0	0.0	0	0	0	0	0	0	0	0	0	
9/18	BAL	1	0	0	0	0	0	0	0.0	0.0	0	0	0	0	0	0	0	0	0	
9/25	at MIA	1	0	0	0	0	0	0	0.0	0.0	0	0	0	0	0	0	0	0	0	
10/2	at WAS	1	0	0	0	0	0	0	0.0	0.0	0	0	0	0	0	0	0	0	0	
Week 5				NOT ON ROSTER																
Week 6				NOT ON ROSTER																
WITH HOUSTON																				
10/24	at DEN	1	0	0	0	0	0	0	0.0	0.0	0	0	0	0	0	0	0	0	0	
10/30	DET	1	0	0	0	0	0	0	0.0	0.0	0	0	0	0	0	0	0	0	0	
11/13	at JAX	1	0	0	0	0	0	0	0.0	0.0	0	0	0	0	0	0	0	0	0	
11/21	at OAK	1	0	0	0	0	0	0	0.0	0.0	0	0	0	0	0	0	0	0	0	
11/27	SD	1	0	0	0	0	0	0	0.0	0.0	0	0	0	0	0	0	0	0	0	
12/4	at GB	1	0	0	0	0	0	0	0.0	0.0	0	0	0	0	0	0	0	0	0	
12/11	at IND	1	0	0	0	0	0	0	0.0	0.0	0	0	0	0	0	0	0	0	0	
12/18 JAX				INACTIVE																
12/24	CIN	1	0	0	0	0	0	0	0.0	0.0	0	0	0	0	0	0	0	0	0	
1/1/17	at TEN	1	0	0	0	0	0	0	0.0	0.0	0	0	0	0	0	0	0	0	0	
Totals		13	0	0	0	0	0	0	0.0	0.0	0	0	0	0	0	0	0	0	0	

ADDITIONAL STATISTICS

Special Teams Tackles: 12

CAREER STATISTICS

REGULAR SEASON				TACKLES					SACKS		INTERCEPTIONS					FUMBLES			
Year	Team	GP	GS	Tot	Solo	Asst	QBH	TFL	Sk	Yds	Int	Yds	Lg	TD	PD	FF	FR	Yds	TD
2013	MIA	16	0	0	0	0	0	0	0.0	0.0	0	0	0	0	0	1	0	0	0
2014	NE	9	0	0	0	0	0	0	0.0	0.0	0	0	0	0	0	0	0	0	0
2014	MIA	4	0	0	0	0	0	0	0.0	0.0	0	0	0	0	0	0	0	0	0
2015	NO	5	0	0	0	0	0	0	0.0	0.0	0	0	0	0	0	0	0	0	0
2015	CLE	9	0	0	0	0	0	0	0.0	0.0	0	0	0	0	0	0	0	0	0
2016	CLE	4	0	0	0	0	0	0	0.0	0.0	0	0	0	0	0	0	0	0	0
2016	HOU	9	0	0	0	0	0	0	0.0	0.0	0	0	0	0	0	0	0	0	0
Totals		56	0	0	0	0	0	0	0.0	0.0	0	0	0	0	0	1	0	0	0

ADDITIONAL STATISTICS

Special Teams Tackles (39): 2013 - 11; 2014 - 11; 2015 - 6; 2016 - 12

two seasons

- For his career, recorded 74 tackles, 5.5 tackles for loss and an interception
- Finished his junior season in 2011 with 54 tackles, three passes defended, one interception, 1.0 sack and a blocked kick
- Majored in interdisciplinary studies

PERSONAL:

- Attended Hazelwood High School in Town Creek, Ala., where he played both running back and defensive back
- Rushed for 1,853 yards and 22 touchdowns as a senior
- Won the state track and field championship in the 100-, 200- and 400-meter events
- Works frequently with the foundation Gearing Towards Greatness to put on events in his hometown community of Town Creek, Ala.
- Completed an internship at the Cleveland Municipal Court in the summer of 2016
- Given name is Don Jones II
- Born in Tusculumbia, Ala.
- Has a daughter, Lia
- Sister, Amber, played basketball at UAB and professionally overseas in Romania



JOHNATHAN JOSEPH

CORNERBACK | 5-11 | 185 | SOUTH CAROLINA

Hometown: Rock Hill, S.C. | 11th NFL Season | 6th with Texans | Age: 32
 Acquired: UFA-'11 (CIN) | 2016 GP/GS: 13/11 | Career GP/GS (Playoffs): 156/145 (6/6)
 Teams: Cincinnati 2006-10; Houston 2011-16

24

TRANSACTIONS:

Selected by the Cincinnati Bengals with the 24th pick in the first round (24th overall) of the 2006 NFL Draft...Signed by the Houston Texans on July 29, 2011...Re-signed with the Texans on June 18, 2015.

HONORS:

- Associated Press Second-Team All-Pro (2011)
- Two-time Pro Bowl selection (2012, 2013)
- Pro Football Weekly/PFWA All-NFL, All-AFC Team (2011)
- SI.com (Peter King) All-Pro Team (2011)

CAREER:

- The all-time leader in Texans history with 83 passes defended
- Owns 26 career interceptions, seven forced fumbles and six fumble recoveries
- Has recorded 12 interceptions since signing with the Texans, the third-most in franchise history
- Passed CB Dunta Robinson (63) in 2015 for the most career passes defended in franchise history
- Since he entered the NFL in 2006, ranks first among active players with 159 passes defended
- Scored six career touchdown returns (five interceptions and one fumble recovery)
- Led the Texans and set a single-season career-high with 22 passes defended in 2015, topping his previous best of 20 in 2006 and 2009 with Cincinnati

2016 (Houston 13/11):

- Notched four solo tackles and a pass defended in the season opener vs. Chicago (9/11)
- Finished with five tackles (four solo) and tied for the team lead with two passes defended vs. Kansas City (9/18)
- Recorded three tackles (two solo) and a pass defended at New England (9/22)
- Matched a season high with five tackles, all solo, and added a pass defended vs. Tennessee (10/2) in Week 4
- Tallied four tackles (three solo) before departing with an injury at Minnesota (10/9)
- Tied for the team lead with seven total tackles, all solo, and recorded a pass defended at Jacksonville (11/13) in Week 10
- Led the team and matched his single-game season high with two passes defended vs. San Diego (11/27) in Week 12
- Notched four solo tackles at Green Bay (12/4) in Week 13
- Inactive for Week 14 at Indianapolis (12/11) and Week 15 vs. Jacksonville (12/18) with an injury
- Returned to game action and logged two solo tackles vs. Cincinnati (12/24) in Week 16

2015 (Houston 16/16, 1/1):

- Started all 16 games for the second straight year and totaled 58 tackles (48 solo), a career-high 22 passes defended, one interception, one forced fumble, one fumble recovery and one tackle for loss
- Made four solo tackles and had a pass defended vs. Kansas City (9/13)

2016 STATISTICS

REGULAR SEASON				TACKLES					SACKS		INTERCEPTIONS					FUMBLES			
Date	Opp	GP	GS	Tot	Solo	Asst	QBH	TFL	Sk	Yds	Int	Yds	Lg	TD	PD	FF	FR	Yds	TD
9/11	CHI	1	1	4	4	0	0	0	0.0	0.0	0	0	0	0	1	0	0	0	0
9/18	KC	1	1	5	4	1	0	0	0.0	0.0	0	0	0	0	2	0	0	0	0
9/22	at NE	1	1	3	2	1	0	0	0.0	0.0	0	0	0	0	1	0	0	0	0
10/2	TEN	1	1	5	5	0	0	0	0.0	0.0	0	0	0	0	1	0	0	0	0
10/9	at MIN	1	1	4	3	1	0	0	0.0	0.0	0	0	0	0	0	0	0	0	0
10/16	IND	1	1	3	1	2	0	0	0.0	0.0	0	0	0	0	0	0	0	0	0
10/24	at DEN	1	0	1	1	0	0	0	0.0	0.0	0	0	0	0	0	0	0	0	0
10/30	DET	1	1	2	2	0	0	0	0.0	0.0	0	0	0	0	0	0	0	0	0
11/13	at JAX	1	1	7	7	0	0	0	0.0	0.0	0	0	0	0	1	1	0	0	0
11/21	at OAK	1	1	3	1	2	0	0	0.0	0.0	0	0	0	0	1	0	0	0	0
11/27	SD	1	1	2	2	0	0	0	0.0	0.0	0	0	0	0	2	0	0	0	0
12/4	at GB	1	1	4	4	0	0	0	0.0	0.0	0	0	0	0	0	0	0	0	0
12/11	at IND																		
12/18	JAX																		
12/24	CIN	1	0	2	2	0	0	0	0.0	0.0	0	0	0	0	0	0	0	0	0
1/1/17	at TEN																		
Totals		13	11	45	38	7	0	0	0.0	0.0	0	0	0	0	9	1	0	0	0

CAREER STATISTICS

REGULAR SEASON				TACKLES					SACKS		INTERCEPTIONS					FUMBLES			
Year	Team	GP	GS	Tot	Solo	Asst	QBH	TFL	Sk	Yds	Int	Yds	Lg	TD	PD	FF	FR	Yds	TD
2006	CIN	16	9	57	45	12	1	0	0.0	0.0	0	0	0	0	20	0	1	0	0
2007	CIN	15	14	58	45	13	0	0	0.0	0.0	4	76	42t	1	15	0	0	0	0
2008	CIN	8	7	42	31	11	0	1	0.0	0.0	1	22	22	0	13	1	1	65	1
2009	CIN	16	16	69	58	11	0	2	0.0	0.0	6	92	32	1	20	1	1	0	0
2010	CIN	12	12	42	37	5	0	2	0.0	0.0	3	38	21t	1	8	0	0	0	0
2011	HOU	15	15	44	40	4	0	2	0.0	0.0	4	40	29	0	15	1	0	0	0
2012	HOU	14	14	57	52	5	0	0	0.0	0.0	2	88	52t	1	10	0	0	0	0
2013	HOU	15	15	47	44	3	1	1	0.0	0.0	3	64	32	0	16	0	0	0	0
2014	HOU	16	16	75	70	5	0	1	0.0	0.0	2	85	60t	1	11	2	2	73	0
2015	HOU	16	16	58	48	10	0	1	0.0	0.0	1	2	2	0	22	1	1	0	0
2016	HOU	13	11	45	38	7	0	0	0.0	0.0	0	0	0	0	9	1	0	0	0
Totals		156	145	594	508	86	2	10	0.0	0.0	26	507	60t	5	159	7	5	138	1

POSTSEASON

Year Team GP GS Tot Solo Asst QBH TFL Sk Yds Int Yds Lg TD PD FF FR Yds TD
 2009 CIN 1 1 5 3 2 0 0 0 0.0 0.0 0 0 0 0 0 0 0 0 0
 2011 HOU 2 2 8 8 0 0 0 1 0.0 0.0 1 -1 0 0 5 0 0 0 0
 2012 HOU 2 2 10 8 2 0 0 0 0.0 0.0 1 14 14 0 2 0 0 0 0 0
 2015 HOU 1 1 2 1 1 0 0 0 0.0 0.0 0 0 0 0 0 0 0 0 0 0
Totals 6 6 25 20 5 0 1 0.0 0.0 2 13 14 0 7 0 0 0 0 0

ADDITIONAL STATISTICS

Touchdowns (6): vs. NYJ, 10/21/07 (42-yard INT return); at BAL, 9/7/08 (65-yard fumble return); vs. PIT, 9/27/09 (31-yard INT return); vs. BUF, 11/21/10 (21-yard INT return); vs. BAL, 10/21/12 (52-yard INT return); vs. CIN, 11/23/14 (60-yard INT return)
Special Teams Tackles (5): 2007 - 4; 2009 - 1

CAREER GAME HIGHS

Tackles: 15 vs. JAX, 11/2/08 | **QBH:** 1, 2x – last: at KC, 10/20/13 | **TFL:** 1, 10x – last: vs. NO, 11/29/15 | **INT:** 2 vs. BUF, 11/21/10
PD: 5, 2x – last: vs. TB, 9/27/15 | **FF:** 2 at OAK, 9/14/14 | **FR:** 1, 6x – last: at MIA, 10/25/15

- Recorded five tackles (four solo) at Carolina (9/20)
- Tied a single-game career-high with five passes defended vs. Tampa Bay (9/27), matching his highest total since Nov. 8, 2009 against Baltimore. Also had three tackles, including two solo stops
- Finished third on the team with six tackles (four solo) and had one pass defended at Jacksonville (10/18)
- Recovered his first fumble of the season and sixth of his career in the third quarter at Miami (10/25). Also contributed four solo tackles
- Tied for fourth on the team with six tackles (five solo) and led the Texans with two passes defended vs. Tennessee (11/1)

JOHNATHAN JOSEPH

- Had four solo tackles, two passes defended and one interception at Cincinnati (11/16). Including postseason, intercepted a pass in each of his last four games against the Bengals. Passed DB Marcus Coleman and DB Aaron Glenn (11) for sole possession of the second-most career interceptions in team history
- Led the team with seven tackles (five solo), including one for loss, and one pass defended vs. New Orleans (11/29). It marked the first time of the season that Joseph led the team in tackles. Recorded his fourth straight game with at least one pass defended
- Forced a fumble on Colts WR Griff Whalen in the fourth quarter at Indianapolis (12/20), which was recovered by CB Kareem Jackson. The Texans scored a field goal on the next drive and increased their lead to 16-10. It marked his first forced fumble of the season and sixth of his career. Also added two solo tackles in the game
- Led the team with four passes defended vs. Jacksonville (1/3/16), which tied his third-highest single-game total of his career and second-highest of the season
- Led the Texans and set a single-season career-high with 22 passes defended, topping his previous best of 20 in 2006 and 2009 with Cincinnati
- Finished with two tackles (one solo) vs. Kansas City (1/9/16) and passed LB Brooks Reed (19) for the fifth-most career tackles in Texans postseason history

2014 (Houston 16/16):

- Started all 16 games and finished with a career-best 75 tackles. Also had two interceptions, including a 60-yard interception return for touchdown, two forced fumbles, two fumble recoveries and 11 passes defended
- Led the team with 11 tackles (11 solo) in a Week 1 win vs. Washington (9/7)
- Forced a fumble and recovered a fumble and returned it 49 yards in Week 2 at Oakland (9/14). Finished with five tackles
- Made five tackles and recovered a fumble and returned it 24 yards at the N.Y. Giants (9/21) in Week 3
- Recorded five tackles and two passes defended against Buffalo (9/28) in Week 4
- Tied for the team high with nine tackles and registered a pass defended at Dallas (10/5)
- Made six solo tackles vs. Indianapolis (10/9) in Week 6
- Recorded a pair of solo tackles vs. Philadelphia (11/2) in Week 9 before leaving the game with an injury
- Registered a pair of tackles and two passes defended at Cleveland (11/16) in Week 11
- Recorded his fifth career interception return for touchdown and the longest of his career on a 60-yard return at the 7:30 mark of the third quarter vs. Cincinnati (11/23). Became the second player in franchise history to have two career interception return for touchdowns (DB Aaron Glenn, 2002-04). Also had three tackles and a pass defended
- Intercepted Titans QB Zach Mettenberger at the 6:57 mark of the first quarter and returned it 25 yards to the Titans 20 for his second interception of the season in Week 13. Moved into a tie for second place on the franchise's all-time interceptions list with 11. Recorded interceptions in back-to-back games for the first time since 2009 and for the fourth time in his career. Also had three tackles and a pass defended
- Had four tackles and a pass defended at Jacksonville (12/7) in Week 14 and vs. Baltimore (12/21) in Week 16
- Had four solo tackles and two passes defended vs. Jacksonville (12/28) in Week 17

2013 (Houston 15/15):

- Started all 15 games he played in and led the team with three interceptions and 16 passes defended to go along with 55 tackles
- Recorded one solo tackle and two passes defended at San Diego (9/9)
- Recorded seven solo tackles and one pass defended vs. Tennessee (9/15)
- Recorded three tackles (two solo), three passes defended and an interception, tying him for fifth-place all time in franchise history vs. Seattle (9/29)
- Added two more passes defended vs. Oakland (11/17)
- Totaled a season-high nine tackles (eight solo) and two passes defended vs. Jacksonville (11/24)
- Had three solo tackles and an interception returned 31 yards vs. New England (12/1)
- Tied a season high with nine tackles (nine solo) and returned an interception 32 yards at Indianapolis (12/15). The interception was the ninth in his career as a member of the Texans, the fourth-most in franchise history
- Recorded his 16th pass defended on the season before leaving the game with a foot injury vs. Denver (12/22)

2012 (Houston 14/14, 2/2):

- Finished the season with 66 tackles (59 solo) and two interceptions
- Made six tackles (four solo) and intercepted a pass and returned it 36 yards vs. Miami (9/9)
- Made six tackles (five solo) and led the defense with three passes broken up at Denver (9/23)
- Made four solo tackles and threw a key block that helped S Danieal Manning return an interception 55 yards for a score vs. Tennessee (9/30)
- Registered five solo tackles at the N.Y. Jets (10/8)
- Picked off Ravens QB Joe Flacco and returned it 52 yards vs. Baltimore (10/21) for his first touchdown as a Texan
- Collected seven tackles (six solo) at Chicago (11/11)
- Inactive at Detroit (11/22) and at Tennessee (12/2)
- Recorded nine tackles at New England (12/10)

- Registered five tackles and a pass defended vs. Minnesota (12/23)
- Intercepted his second career pass in postseason play when he picked off Bengals QB Andy Dalton and returned it 14 yards in the third quarter in the AFC Wild Card Playoff vs. Cincinnati (1/5/13)
- Had five tackles, including three solo tackles in AFC Divisional Playoff at New England (1/13/13)

2011 (Houston 15/15, 2/2):

- Finished with 44 tackles (40 solo) and tied for the team lead with four interceptions and a team-best 15 passes defended and two forced fumbles
- Started and made five tackles (four solo) and one tackle for loss in the season opener vs. Indianapolis (9/11)
- Intercepted Dolphins QB Chad Henne and returned it five yards to the 6-yard line setting up a second quarter touchdown at Miami (9/18)
- Recorded interceptions in consecutive games for the third time in his career when he picked off Drew Brees at New Orleans (9/25)
- Intercepted Ravens QB Joe Flacco in the second quarter and made seven tackles (five solo) at Baltimore (10/16)
- Was named the Defensive Player of the Game after forcing a fumble, making three solo tackles and breaking up two passes at Tennessee (10/23)
- Made four solo tackles and broke up a pass vs. Cleveland (11/6)
- Had two solo tackles and a hit on Buccaneers TE Kellen Winslow, which forced the ball out where it was intercepted by LB Brian Cushing at Tampa Bay (11/13)
- Intercepted Jaguars QB Blaine Gabbert in the second quarter and returned it 29 yards at Jacksonville (11/27)
- Inactive for the season finale vs. Tennessee (1/1/12)
- Recorded six solo tackles, including one for loss, while adding an interception and two passes defended in AFC Wild Card Playoff vs. Cincinnati (1/7/12)
- Recorded two solo tackles and three passes defended in AFC Divisional Playoff at Baltimore (1/15/12)

2010 (Cincinnati 12/12):

- Started 12 games and made 53 tackles
- Ranked second on team in passes defended (11) and interceptions (three)
- Registered four tackles at Cleveland (10/3)
- Intercepted Buccaneers QB Josh Freeman in the second quarter and returned it 11 yards vs. Tampa Bay (10/11)
- Made five tackles and had a pass defended at Indianapolis (11/14), helping hold Colts QB Peyton Manning to a season-low 185 passing yards and no touchdowns
- Three tackles and two interceptions (one for a touchdown) vs. Buffalo (11/21), marking the first multi-interception game of his career

2009 (Cincinnati 16/16, 1/1):

- Intercepted Steelers QB Ben Roethlisberger pass and returned it 30 yards for a touchdown vs. Pittsburgh (9/27)
- Intercepted Browns QB Derek Anderson on the goal line and returned it 32 yards in the third quarter at Cleveland (10/3)
- Intercepted Ravens QB Joe Flacco at the goal line in the first quarter and returned it 21 yards at Baltimore (10/11)
- Had his first forced fumble of the year when he stripped Bears WR Devin Hester, with LB Dhani Jones recovering for Bengals vs. Chicago (10/25)
- Posted team season-high in passes defended (five) vs. Baltimore (11/8), including a third-quarter interception of Ravens QB Joe Flacco on a deep pass
- Had a team-high four passes defended, with five tackles and a forced fumble in a win at Pittsburgh (11/15)
- Had four tackles at Oakland (11/22), plus a diving interception of Raiders QB Bruce Gradkowski in the fourth quarter
- Picked off Chargers QB Philip Rivers at the Bengals 19-yard line in the second quarter and returned it seven yards at San Diego (12/20)
- Five tackles in AFC Wild Card Playoff vs. N.Y. Jets (1/9/10)

2008 (Cincinnati 8/7):

- Returned a fumble by Ravens RB Ray Rice 65 yards and produced only Bengals touchdown vs. Baltimore (9/7)
- Tied for team lead in tackles (personal season-high 12), led in solo tackles (10) and led in passes defended (three) vs. Jacksonville (11/2)
- Had his first interception of the year, ending Philadelphia's final scoring threat of the first half when he picked off Eagles QB Donovan McNabb and returned it 22 yards (11/26)

2007 (Cincinnati 15/14):

- Went 42 yards for a touchdown with his first pro interception (off Jets QB Chad Pennington), and the late fourth-quarter score provided eventual winning points vs. N.Y. Jets (10/21)
- Snagged his second interception vs. Tennessee (11/25), outfighting Titans TE Bo Scaife for a pass in the first quarter, with a four-yard return
- Intercepted a pass for the second straight game at Pittsburgh (12/2), picking off Steelers QB Ben Roethlisberger at the Steelers 24-yard line in the fourth quarter and returning it seven yards
- Helped thwart a comeback bid by picking off Browns QB Derek Anderson at the Bengals

JOHNATHAN JOSEPH

5-yard line in the fourth quarter, with a 23-yard return vs. Cleveland (12/23)

2006 (Cincinnati 16/9):

- Blocked Saints K John Carney's PAT try after Saints' final touchdown in the fourth quarter, the first Bengals' blocked PAT since 1991 at New Orleans (11/16)
- Tied his season high with seven tackles and tied the team's season high with four passes defended vs. Baltimore (11/30)
- Recovered a fumble on the Raiders' first offensive play vs. Oakland (12/10)

COLLEGE:

- Played two seasons (2004-05) at South Carolina after playing in 2003 at Coffeyville (Kan.) Community College
- Entered NFL Draft after his junior season at South Carolina
- Played only 14 games at South Carolina due to broken foot that limited him to two games in 2004, but still was able to establish himself among the elite cornerbacks in the SEC
- Played in 12 games with 11 starts in 2005, when he had four interceptions, including one returned for a touchdown

PERSONAL:

- Attended Northwestern High School in Rock Hill, S.C., where he was all-state in football and all-region in track



UFOMBA KAMALU

DEFENSIVE END | 6-6 | 295 | MIAMI (FLA.)

Hometown: Fayetteville, Ga. | Rookie | Age: 24

Acquired: CFA-'16 | 2016 GP/GS: 4/1 | Career GP/GS (Playoffs): 4/1 (0/0)

Teams: Houston 2016

97

TRANSACTIONS:

Signed by the Houston Texans as a college free agent on May 5, 2016...Waived by the Texans on Sept. 3, 2016...Signed to the Texans practice squad on Sept. 4, 2016...Signed to the Texans active roster on Nov. 26, 2016.

2016 (Houston 4/1):

- Spent Weeks 1-11 on the Texans practice squad
- Elevated to the active roster on Nov. 26
- Made his NFL debut as a reserve defensive end vs. San Diego (11/27) in Week 12
- Made his first NFL start at linebacker and contributed his first career tackle at Green Bay (12/4) in Week 13
- Inactive for Week 14 at Indianapolis (12/11)
- Logged a season-high two tackles (one solo) vs. Jacksonville (12/18) in Week 15
- Inactive for Week 16 vs. Cincinnati (12/24)
- Finished with two solo tackles, both for loss, and his first career sack when he brought down Titans QB Matt Cassel in the fourth quarter at Tennessee (1/1/17) in Week 17

CAREER AT MIAMI:

- Played three seasons (2013-15) at the University of Miami (Fla.) after spending the 2012 campaign at Butler Community College in El Dorado, Kan.
- Saw action in 35 games and made 11 starts along the Hurricanes' defensive line
- Tallied 94 tackles, 11.5 tackles for loss and 8.5 sacks over his three-year career
- Added a forced fumble, two deflected passes and an interception

2015 (Miami):

- Had strong season for Miami on defensive line, starting nine of 13 games and totaling career-high 47 tackles (4.0 TFLs)
- Had first career interception that was returned 46 yards and recovered in end zone for touchdown
- Had 1.0 sack and one quarterback hurry
- Started season opener vs. Bethune-Cookman (Sept. 5) and registered two tackles, including half-sack (three yards)
- Had dominant performance vs. Georgia Tech, totaling eight tackles (three solo), one forced fumble and one interception returned 46 yards
- Had one tackle in final start of career against Washington State in Hyundai Sun Bowl (Dec. 26)

2014 (Miami):

- Saw action in season opener at Louisville, recording four tackles (three solo)
- Recorded first sack of season against Cardinals, resulting in loss of eight yards
- Had first multi-sack game of career (2.0) against Arkansas State
- Set career high with six tackles (five solo) in first career start against Georgia Tech
- Totaled two tackles in Duck Commander Independence Bowl against South Carolina

2013 (Miami):

- Played in nine games along defensive line
- Recorded 10 tackles, 3.5 tackles for loss and 3.5 sacks
- Made Miami debut in season-opening win over FAU, tallying one tackle and a half sack
- Recorded season-high two tackles four times - Savannah State, Duke, Virginia and Pitt
- Registered sacks against Savannah State, Duke and Pitt

2012 (Butler CC):

- Recorded 54 tackles, 7.5 sacks and 14 tackles-for-loss as a freshman at Butler CC
- Added three forced fumbles and four fumble recoveries
- Played for Head Coach Troy Morrell

PERSONAL:

- Attended Starr's Mills High School in Fayetteville, Ga.
- Majored in Liberal Arts

2016 STATISTICS

REGULAR SEASON				TACKLES					SACKS		INTERCEPTIONS					FUMBLES			
Date	Opp	GP	GS	Tot	Solo	Asst	QBH	TFL	Sk	Yds	Int	Yds	Lg	TD	PD	FF	FR	Yds	TD
9/11	CHI				PRACTICE SQUAD														
9/18	KC				PRACTICE SQUAD														
9/22	at NE				PRACTICE SQUAD														
10/2	TEN				PRACTICE SQUAD														
10/9	at MIN				PRACTICE SQUAD														
10/16	IND				PRACTICE SQUAD														
10/24	at DEN				PRACTICE SQUAD														
10/30	DET				PRACTICE SQUAD														
11/13	at JAX				PRACTICE SQUAD														
11/21	at OAK				PRACTICE SQUAD														
11/27	SD	1	0	0	0	0	0	0	0.0	0.0	0	0	0	0	0	0	0	0	0
12/4	at GB	1	1	1	0	1	0	0	0.0	0.0	0	0	0	0	0	0	0	0	0
12/11	at IND				INACTIVE														
12/18	JAX	1	0	2	1	1	0	0	0.0	0.0	0	0	0	0	0	0	0	0	0
12/24	CIN				INACTIVE														
1/1/17	at TEN	1	0	2	2	0	1	2	1.0	4.0	0	0	0	0	0	0	0	0	0
Totals		4	1	5	3	2	1	2	1.0	4.0	0	0	0	0	0	0	0	0	0

- Listed as three-star defensive tackle by ESPN and 247Sports.com
- Rated as No. 9-best JUCO DT and No. 87 overall JUCO prospect by 247Sports.com



KENDALL LAMM

TACKLE | 6-6 | 310 | APPALACHIAN STATE

Hometown: Charlotte, N.C. | **2nd NFL Season** | **2nd with Texans** | **Age:** 24
Acquired: CFA-'15 | **2016 GP/GS:** 15/3 | **Career GP/GS (Playoffs):** 30/7 (1/0)
Teams: Houston 2015-16

63

TRANSACTIONS:

Signed by the Houston Texans as a college free agent on May 8, 2015.

2016 (Houston 15/3):

- Saw three snaps of action as a reserve offensive lineman in the season opener vs. Chicago (9/11)
- Played on special teams in Week 2 vs. Kansas City (9/18)
- Active but did not play in Week 3 at New England (9/22)
- Made his first start of the season and fifth of his career vs. Tennessee (10/2) in Week 4
- Played 17 snaps on offense and contributed on special teams at Minnesota (10/9) in Week 5
- Started as an extra tackle and contributed on special teams vs. Indianapolis (10/16) in Week 6 and at Denver (10/24) in Week 7
- Played as an extra tackle and contributed on special teams in Weeks 8-12
- Saw spot duty as an extra tackle and at right tackle in addition to special teams in Week 13 at Green Bay (12/4)
- Played as an extra tackle and contributed on special teams in Weeks 14-17

2015 (Houston 15/4, 1/0):

- Played in 15 games, making four starts, in his rookie season. Also saw action in the AFC Wild Card game vs. Kansas City (1/9/16)
- Made his NFL debut at Carolina (9/20) and played right tackle
- Played right tackle vs. Tampa Bay (9/27)
- Made his first career NFL start vs. Indianapolis (10/8)
- Notched his first career fumble recovery following a fumble by RB Arian Foster in the second quarter at Jacksonville (10/18)
- Recorded his first career reception for a gain of seven yards in the first quarter at Buffalo (12/6)

COLLEGE:

- Played four seasons (2011-14) at Appalachian State University in Boone, N.C. after redshirting the 2010 campaign
- First-team All-Sun Belt Conference honoree in 2014
- Started all 12 games at left tackle in 2014, protecting the blind side
- Recorded 46 knockdowns and allowed only two sacks over a team-high 817 snaps in 2014
- Clear-cut leader of an offensive line that allowed only 11 sacks all season and rushed for 241.8 yards per game in 2014
- Named first-team All-Southern Conference by the league's coaches and second-team by the media in 2013 after starting all 12 games at left tackle
- Compiled 28 knockdowns and was charged with allowing only one sack all season in 2013
- Started 11-of-12 games at left tackle in 2012 and was not charged with surrendering a sack nor did he commit a penalty
- Ranked third among Appalachian State's offensive linemen with 672 total plays on the campaign in 2012
- Started the first seven games of the season at left tackle as a redshirt freshman in 2011
- Redshirted in 2010

PERSONAL:

- Played at David W. Butler High School in Matthews, N.C. for Head Coach Mike Newsome
- First-team all-state honoree as a senior
- Earned all-conference recognition three times and All-Charlotte Observer honors twice
- Helped lead Butler to a 15-0 record, the school's first state championship and a No. 2 national ranking according to PrepNation.com in 2009
- Anchored an offensive line that paved the way for the Bulldogs to average 48.4 points per game as a senior
- Butler was 49-8 during his prep career
- Full name is Kendall Allen Lamm
- Born June 5, 1992
- Son of Candace Lamm
- Graduated from Appalachian State in December 2014 with a bachelor's degree in communication-public relations
- Was a member of Appalachian State athletics' academic honor roll

CAREER STATISTICS

REGULAR SEASON GAMES PLAYED/STARTED (PLAYOFFS):

2015 Houston: 15/4 (1/0)

2016 Houston: 15/3

TOTAL: 30/7 (1/0)



SHANE LECHLER

PUNTER | 6-2 | 230 | TEXAS A&M

Hometown: East Bernard, Texas | 17th NFL Season | 4th with Texans | Age: 40
 Acquired: UFA-'13 (OAK) | 2016 GP/GS: 16/0 | Career GP/GS (Playoffs): 270/0 (8/0)
 Teams: Oakland 2000-12; Houston 2013-16

9

TRANSACTIONS:

Selected by the Oakland Raiders with the 13th pick in the fifth round (142nd overall) of the 2000 NFL Draft...Re-signed with the Raiders on Feb. 19, 2009...Signed by the Houston Texans on March 23, 2013...Re-signed with the Texans on March 10, 2016.

HONORS:

- Six-time Associated Press First-Team All-Pro (2000, 2003-04, 2008-10)
- Seven-time Pro Bowl selection (2001, 2004, 2007-11)
- Four-time AFC Special Teams Player of the Week (2000 - Week 12, 2000 - Week 15, 2004 - Week 2, 2016 - Week 8)
- Three-time Associated Press Second-Team All-Pro (2001, 2007, 2011)
- USA Football All-Fundamental Team (2011)
- PFW/PFWA Golden Toe Award (2009)

CAREER:

- Owns the best gross punting average in NFL history at 47.5
- Has played in 238 consecutive games, the longest active streak in the NFL
- Ranks second all-time in yards punting (64,171), third in punts (1,352), third in punts inside the 20 (437), and 18th in net average (39.0)
- Tied Tony Gonzalez (270) for the 21st-most career games played in NFL history
- Fastest player in NFL history to reach 50,000 yards punting (1,051 punts) and is just one of six players with 50,000-plus yards punting
- Passed P Sean Landeta (49,735) for the second-most career net punting yards in the NFL since 1976
- Passed P Sean Landeta (60,706) for the second-most career punting yards in the NFL since 1939
- Became the third player in NFL history to reach 60,000 career punting yards
- Seven-time Pro Bowler (2001, 2004, 2007-11)
- Six-time All-Pro (2000, 2003-04, 2008-10)
- Led the NFL in gross average four times (2003-04, 2007, 2009)
- Led the NFL in net average four times (2000, 2007-09)
- Played in 206 games for Oakland from 2000-12, punting 1,014 times for 48,215 yards with 322 punts inside opponents' 20-yard line
- Holds the top five single-season punting averages in Oakland history, including a career-best 51.1 in 2009, and two of the top four single-season punting averages in NFL history: 51.1 (2009, second) and 50.8 (2011, fourth)
- Tied for sixth in Raiders' history with 206 games played
- Set an Oakland franchise record with an 80-yard punt against Chicago (11/27/11)
- Had at least one punt of 50 yards or more in 33 consecutive games from 2003-05, the longest such streak by any player since the AFL/NFL merger in 1970
- Has allowed only three touchdowns on punts in lifetime, at any level, two came in consecutive weeks late in 2007 season and one occurred on Sept. 22, 2013
- Has experienced just five blocked punts, and only two since 2006
- Reached 400 career punts pinned inside the 20 and passed P Craig Hentrich (399) for the third-most such punts in the NFL since 1976
- Set NCAA record for career punting average (44.7) at Texas A&M

2016 (Houston 16/0):

- Ranked sixth in the NFL in gross punting average at 47.5, which marked the second-highest single-season average in franchise history
- Finished the regular season with only three touchbacks on punts, which was the lowest single-season total of his career
- Punted five times for 243 yards, averaging 48.6 gross yards and 40.6 net yards per punt, and pinned one inside the 20-yard line. Posted a long punt of 60 yards vs. Chicago (9/11)
- Punted five times for 249 yards, averaging 49.8 gross yards and 37.2 net yards per punt with a long of 62 yards. Also pinned one punt inside the 20-yard line vs. Kansas City (9/18)
- Punted six times for 294 yards, averaging 49.0 gross yards and 40.2 net yards per punt, while pinning a season-high four punts inside the 20-yard line at New England (9/22)
- Punted five times for 257 yards, averaging 51.4 gross yards per punt, and pinned two punts inside the 20-yard line at Minnesota (10/9) in Week 5
- Named AFC Special Teams Player of the Week for his performance vs. Detroit (10/30) in Week 8 in which he punted four times for 203 yards, averaging 50.8 gross yards and a season-high 49.5 net yards per punt, while pinning three inside the 20-yard line
- Notched a season-best 52.0 gross punting average with three punts for 156 yards at Oakland (11/21) in Week 11
- Logged four punts for 189 yards (47.3 gross avg., 39.5 net avg.) and pinned one inside the 20-yard line vs. San Diego (11/27) in Week 12

- Tied a single-game season high with a 52.0 gross yards average (three punts for 156 yards) and notched a season-high 50.7 net average in addition to pinning all three inside the 20-yard line at Indianapolis (12/11) in Week 14
- Tied his season high with four punts inside the 20-yard line vs. Jacksonville (12/18) in Week 15
- Set single-game season highs with eight punts for 371 yards and tied his season high with four punts inside the 20-yard line vs. Cincinnati (12/24) in Week 16

2015 (Houston 16/0, 1/0):

- Punted seven times for 329 yards (47.0 avg., 32.6 net) and pinned one inside the 20-yard line with a long of 57 vs. Kansas City (9/13)
- Punted eight times for 388 yards (48.5 avg., 43.0 net), including a long of 60 yards, and three pinned inside the 20-yard line at Carolina (9/20)
- His punt total tied for the 11th-most by a Texans player in team history and his yardage total also ranked 11th (9/20)
- Punted six times for 266 yards (44.3 avg., 33.0 net), including a long of 54 yards, and pinned three inside the 20-yard line vs. Tampa Bay (9/27)
- Pinned three punts inside the 20-yard line for two straight games (9/27)
- Punted four times for 194 yards (48.5 avg., 41.3 avg.), including a long of 60 yards, and pinned one inside the 20-yard line at Atlanta (10/4)
- Had a streak of eight games pinning at least one punt inside the 20-yard line, dating back to 2014, vs. Atlanta (10/4)
- Punted eight times for 123 yards (41.0 avg., 35.7 net), including a long of 55 yards, vs. Indianapolis (10/8)
- Pinned one punt inside the 20-yard line at Jacksonville (10/18)
- Punted eight times for 384 yards (48.0 avg., 45.6 net), including a long of 55 yards, and pinned two inside the 20-yard line, at Miami (10/25)
- Punted eight times for 407 yards (50.9 avg., 40.5 net), including a long of 60 yards, and pinned two inside the 20-yard line vs. Tennessee (11/1). His gross average is a season-high
- Passed P Lee Johnson (1,226) for the fourth-most career punts in NFL history
- Punted eight times for 374 yards (46.8 avg., 38.9 net), pinning three inside the 20-yard line at Cincinnati (11/16)
- Notched a 64-yard punt in the first quarter, a season-long for the Texans (11/16)
- Punted eight times for 417 yards (52.1 avg., 42.3 net), including a long of 63 yards, and pinned one inside the 20-yard line vs. N.Y. Jets (11/22)
- Reached 400 career punts pinned inside the 20 and passed P Craig Hentrich (399) for the third-most such punts in the NFL since 1976
- Punted four times for 189 yards (47.3 avg., 29.3 net), including a long of 51 yards, vs. New Orleans (11/29)
- Punted seven times for 285 yards (40.7 avg., 38.4 net), including a long of 57 yards, and pinned four inside the 20-yard line, at Buffalo (12/6)
- Punted seven times for 317 yards (45.3 avg., 38.7 net), including a long of 58 yards, and pinned one inside the 20-yard line vs. New England (12/13)
- Became the third player in NFL history to reach 60,000 career punting yards
- Punted four times for 201 yards (50.3 avg., 33.5 net), including a long of 59 yards, and pinned one inside the 20-yard line at Indianapolis (12/20)
- Passed OT Mike Kenn (251) for the 36th-most career games played in NFL history
- Punted six times for 314 yards (52.3 avg., 47.0 net), including a long of 56 yards, and pinned one inside the 20-yard line at Tennessee (12/27)
- Passed P Sean Landeta (49,735) for the second-most career net punting yards in the NFL since 1976
- Passed P Sean Landeta (60,706) for the second-most career punting yards in the NFL since 1939
- Punted four times for 190 yards (47.5 avg., 35.0 net), including a long of 52 yards, vs. Jacksonville (1/3/16)
- Finished the regular season with 95 punts for 4,497 yards (47.3 avg., 38.8 net), pinning 24 punts inside the 20-yard line
- Extended his streak of consecutive regular season games played to 222, which leads all active NFL players
- Punted five times for 228 yards (45.6 avg., 38.8 net), including a long of 53 yards, and pinned one inside the 20-yard line vs. Kansas City (1/9/16) in the AFC Wild Card game
- His punt total is tied for the most in a postseason game in Texans history while his yardage total ranks as the second-most in a postseason game in team history

2014 (Houston 16/0):

- Finished the season with 83 punts for 3,845 yards (46.3 avg.) and landed 27 punts inside the 20. Owns league's longest active games played streak at 206 games
- Passed P Brad Maynard (56,021) in Week 17 vs. Jacksonville for third all-time in punting

SHANE LECHLER

- yards. Lechler has 56,249 yards punting in his career
- Passed P Sean Landeta (381) in Week 17 vs. Jacksonville for fourth all-time for punts inside the 20. Lechler has 383 punts inside the 20
 - Punted six times for 306 yards (51.0 avg.) with a long of 60 yards in Week 1 vs. Washington (9/7)
 - Punted two times for 100 yards (50.0 avg.) with a long of 65 in Week 2 at Oakland (9/14)
 - Punted four times for 205 yards (51.3 avg.) with a long of 64 in Week 3 against the N.Y. Giants (9/21). Also had a punt blocked for the first time since 2006 and converted a fake punt with a 10-yard completion to RB Alfred Blue in the first quarter
 - Punted six times for 250 yards (41.7 avg.) with three punts inside 20-yards vs. Buffalo (9/28) in Week 4
 - Averaged 46.6 yards on six punts, including a 60-yarder in the first quarter at Dallas (10/5) in Week 5
 - Set a franchise record with a 71-yard punt in the third quarter vs. Indianapolis (10/9). Averaged 54.5 yards on four punts, which is the second-highest for a single game (minimum of four punts) in franchise history
 - Dropped a season-high four punts inside the 20-yard line at Tennessee (10/26) in Week 8. Averaged 44.8 yards on six punts
 - Played in his 200th consecutive game, the longest active streak in the NFL at Cleveland (11/16) in Week 11. Averaged 39.4 yards on five punts
 - Punted seven times for 299 yards (42.7 avg.) and landed three punts inside the 20. Passed P Matt Turk (373) for fifth all-time for punts inside the 20-yard line
 - Punted eight times for 361 yards (45.1 avg.) and landed three punts inside the 20 vs. Baltimore (12/21) in Week 16
 - Punted six times for 278 yards (46.3 avg.) and landed four punts inside the 20 vs. Jacksonville (12/28) in Week 17

2013 (Houston 16/0):

- Finished the season with a franchise-record 47.6 gross punting average and a career-best 34 inside the 20
- Made his Texans debut and had three punts for 135 yards (45.0 avg.), including three inside the 20-yard line at San Diego (9/9)
- Had seven punts for 338 yards (48.3 avg.), including tying a career-high five inside the 20-yard line vs. Tennessee (9/15)
- Had five punts for 252 yards (50.4 avg.), including three inside the 20-yard line at Baltimore (9/22)
- Had five punts for 249 yards (49.8 avg.) at Kansas City (10/20)
- Had seven punts for 412 yards (58.9 avg.), good for the seventh-highest single-game average in NFL history and highest single-game average in franchise history at Arizona (11/10). Also, booted a season-long 65-yarder in the game
- Moved into fifth place on the all-time yards punting list in the game vs. Oakland (11/17)
- Moved into fourth place on the all-time yards punting list in the game vs. Denver (12/22)
- Recorded three punts inside the 20-yard line to set a career high of 34 in a season at Tennessee (12/29)

2012 (Oakland 16/0):

- Averaged 47.2 gross yards and 39.0 net yards on 81 punts, including 21 inside the 20
- Averaged 54.7 yards (45.6 net) on nine punts in Weeks 9-10, with two inside the 20 and no touchbacks. For just the second time in his distinguished career, averaged at least 54.5 gross yards in consecutive games, and the first instance (Dec. 24, 2011, to Jan. 1, 2012) included a game in which he punted just once
- Opened training camp on the Active/Non-Football Injury List
- Began punting again Aug. 18, after passing his physical
- Voted a 2012 captain by his teammates Sept. 3
- Saw Chargers deflect his first blocked punt in six years (9/10)
- Despite a deflection of his second-quarter punt, which traveled only two yards, still averaged 49.4 gross and 43.4 net, on his seven total punts against Denver (9/30)
- Calmly made one of the most important plays of a 26-23 overtime win against Jacksonville (10/21), securing a slightly offline snap in time to place the ball for Sebastian Janikowski's game-tying extra point with less than three minutes left in the fourth quarter
- Threw his fourth career pass, a completion to Taiwan Jones on a second-quarter fake punt vs. Tampa Bay (11/4)

2016 STATISTICS

REGULAR SEASON

Date	Opp	GP	No	Yds	Avg	NetAvg	Lg	TB	In20	Blk
9/11	CHI	1	5	243	48.6	40.6	60	0	1	0
9/18	KC	1	5	249	49.8	37.2	62	0	1	0
9/22	at NE	1	6	294	49.0	40.2	57	1	4	0
10/2	TEN	1	3	150	50.0	41.0	58	0	1	0
10/9	at MIN	1	5	257	51.4	31.4	57	0	2	0
10/16	IND	1	5	202	40.4	37.8	52	0	2	0
10/24	at DEN	1	5	242	48.4	41.8	62	0	1	0
10/30	DET	1	4	203	50.8	49.5	59	0	3	0
11/13	at JAX	1	3	138	46.0	42.3	51	0	1	0
11/21	at OAK	1	3	156	52.0	36.3	60	1	0	0
11/27	SD	1	4	189	47.3	39.5	53	1	1	0
12/4	at GB	1	5	205	41.0	32.2	52	0	2	0
12/11	at IND	1	3	156	52.0	50.7	57	0	3	0
12/18	JAX	1	5	226	45.2	43.4	59	0	4	0
12/24	CIN	1	8	371	46.4	44.5	55	0	4	0
1/1/17	at TEN	1	3	142	47.3	33.7	49	0	0	0
Totals		16	72	3,423	47.5	40.1	62	3	30	0

ADDITIONAL STATISTICS

Special Teams Tackles: 2

CAREER STATISTICS

REGULAR SEASON

Date	Team	GP	No	Yds	Avg	NetAvg	Lg	TB	In20	Blk
2000	OAK	16	65	2,984	45.9	41.6	69	10	24	1
2001	OAK	16	73	3,375	46.2	39.4	65	12	23	1
2002	OAK	14	53	2,251	42.5	37.3	70	12	18	0
2003	OAK	16	96	4,503	46.9	39.9	73	13	27	0
2004	OAK	16	73	3,409	46.7	41.0	67	14	22	0
2005	OAK	16	82	3,744	45.7	40.0	64	9	26	0
2006	OAK	16	77	3,660	47.5	41.9	67	19	19	1
2007	OAK	16	73	3,585	49.1	43.0	70	7	25	0
2008	OAK	16	90	4,391	48.8	44.1	70	13	33	0
2009	OAK	16	96	4,909	51.1	43.9	70	12	30	0
2010	OAK	16	77	3,618	47.0	40.8	68	4	27	0
2011	OAK	16	78	3,960	50.8	40.9	80	9	27	0
2012	OAK	16	81	3,826	47.2	39.0	68	9	21	1
2013	HOU	16	88	4,189	47.6	40.0	65	7	34	0
2014	HOU	16	83	3,845	46.3	38.7	71	10	27	1
2015	HOU	16	95	4,497	47.3	38.8	64	10	24	0
2016	HOU	16	72	3,423	47.5	40.1	62	3	30	0
Totals		270	1,352	64,171	47.5	39.0	80	173	437	5

POSTSEASON

Date	Team	GP	No	Yds	Avg	NetAvg	Lg	TB	In20	Blk
2000	OAK	2	12	549	45.8	34.6	64	0	5	0
2001	OAK	2	11	441	40.1	28.4	51	4	1	0
2002	OAK	3	11	423	38.5	35.2	53	0	5	0
2015	HOU	1	5	228	45.6	38.8	53	0	1	0
Totals		8	39	1,641	42.1	33.5	64	4	12	0

ADDITIONAL STATISTICS

PATs Made-Attempted (7-7): All 7 vs. KC, 11/5/00 | **FGs Made-Attempted (0-1):** vs. KC, 11/5/00 (33 yards)
Kickoffs-Touchbacks (17-1): 2000 - 9-1; 2005 - 3-0; 2006 - 1-0; 2007 - 1-0; 2008 - 1-0; 2009 - 1-0; 2013 - 1-0
Special Teams Tackles (19): 2001 - 2; 2002 - 3; 2003 - 2; 2006 - 2; 2007 - 1; 2008 - 1; 2010 - 1; 2011 - 1; 2012 - 1; 2013 - 2; 2016 - 2
Passing (3-5-49-0): 2011 - 1-3-35-0, 35-yard TD pass to Kevin Boss vs. CLE, 10/16/11; 2012 - 1-1-4-0; 2014- 1-1-10-0
Rushing (6-0): 2001 - 1-2; 2005 - 1-2; 2007 - 1-(-4); 2008 - 1-0; 2012 - 2-0

CAREER GAME HIGHS

Punts: 11, 2x – last: vs. KC, 11/15/09 | **Punt Yards:** 556 vs. CAR, 11/9/08 (11 punts)
Average (min. 3 punts): 59.0 at DEN, 12/24/05 (5 punts) | **Net Average (min. 3 punts):** 52.2 vs. NYJ, 10/25/09 (5 punts)
Long Punt: 80 vs. CHI, 11/27/11 | **Punts Inside 20:** 5, 4x – last: vs. TEN, 9/15/13

- Turned in one of the finest days of an impressive career, averaging 54.8 (gross) and 47.6 (net), including a 60-yarder, and a 53-yarder downed at the 2 early in the second quarter at Baltimore (11/11)
- Averaged 42.0 net yards on six punts, and posted a season high by pinning an opponent inside its own 20 three times at Cincinnati (11/25)
- Posted the 1,000th punt of his career vs. Kansas City (12/16)
- Averaged a stellar 43.8 yards on five punts and placed four inside the opponents' 20 for the 14th time in his career against Carolina (12/23); posted a 41.0 net average

SHANE LECHLER

2011 (Oakland 16/0):

- Named to AFC Pro Bowl squad for fifth straight season
- Punted 78 times for 3,960 yards and ranked second in the NFL in gross average (50.8) and fifth in the NFL in net average (40.9). His gross average ranks as the fourth-highest in NFL history
- Attempted the first three passes of career, including first career touchdown, on a fake field goal in Week 6 vs. Cleveland
- Placed 27 punts inside the 20-yard line
- Tied a then-franchise record with a 77-yard punt and averaged a season-high 58.2 yards per attempt at Denver (9/12)
- Completed first career pass, connecting with TE Kevin Boss for a 35-yard touchdown on a fake FG in 24-17 win vs. Cleveland (10/16)
- Broke own franchise record with an 80-yard punt vs. Chicago (11/27). Limited Bears WR Devin Hester to two returns for 7 yards and pinned Bears inside 20 on three occasions in 25-20 win
- Had a 71-yard punt at Green Bay (12/11)
- Had a 76-yard punt that ranked as the fourth-longest in Oakland franchise history at Kansas City (12/24)

2010 (Oakland 16/0):

- Named to fourth straight Pro Bowl and tabbed for first-team All-Pro honors by Associated Press
- Punted 77 times for 3,618 yards and ranked second in the NFL in both gross (47.9) and net (40.8) average
- Placed 27 punts inside the 20
- Averaged a season-high 54.8 yards per punt, including a season-long 68-yarder at Tennessee (9/12)
- Placed a season-high four punts inside the 20 vs. Houston (10/3)

2009 (Oakland 16/0):

- Named to third straight Pro Bowl after leading NFL in gross (51.1) and net (43.9) average
- Recipient of the PFW/PFWA Golden Toe Award, presented to the NFL's top punter or kicker
- Tied a career high with 96 punts, for a career-best 4,909 yards
- Placed 30 punts spotted inside the 20-yard line and registered a punt of 50-or-more yards in all 16 games
- Posted 12 punts of 60-or-more yards
- Had a season-long 70-yard punt at Kansas City (9/20)
- Tied career highs with 11 punts and five inside the 20 vs. Kansas City (11/15)
- Set a season high with a 54.8 gross average, with a long of 69 at Dallas (11/26)

2008 (Oakland 16/0):

- Named to his fourth Pro Bowl after leading the NFL in net average (41.2) and ranking second in gross average (48.8)
- Punted 90 times for 4,391 yards and had a career-high 33 punts inside the 20
- Registered a punt of 50 or more yards in all 16 games and posted 14 punts of 60-or-more yards
- Registered a season-long 70-yard punt vs. San Diego (9/28)
- Tied a career high with five punts inside the 20 vs. N.Y. Jets (10/19)
- Set career highs with 11 punts and 556 yards vs. Carolina (11/9), eclipsing his previous best of 10, as a rookie
- Registered a season-best 58.7 gross average at Denver (11/23)

2007 (Oakland 16/0):

- Earned his third Pro Bowl selection after leading the NFL in both gross (49.1) and net (41.1) average
- Registered a punt of 49 yards or more in all 16 games and had just seven touchbacks, the fewest in his career
- Punted 52 yards to pin Detroit at its 1-yard line in first quarter (9/9)
- Twice pinned the Broncos inside their 10-yard line, one of which led to a Raiders sack in the end zone for a safety at Denver (9/16)
- Had a 69-yard punt in the first quarter and downed the Browns inside their 10 with just over a minute remaining in 26-24 win vs. Cleveland (9/23)
- Punted nine times and helped limit Bears WR Devin Hester to just 2.3 yards per return, while making one special-teams tackle vs. Chicago (11/11)
- For first time in life at any level, allowed a touchdown return, when Packers DB Will Blackmon scored on a 57-yard runback in second quarter at Green Bay (12/9)

2006 (Oakland 16/0):

- Played in 16 games and punted 77 times for 3,660 yards, setting a then-club record with a 47.5-yard gross average
- Key in 20-13 win against defending Super Bowl champions, limiting Steelers WR Santonio Holmes to just two returns on seven punts, including three fair catches, two inside the Steelers' 15 vs. Pittsburgh (10/29)
- Punted a season-high 10 times at Seattle (11/6)

2005 (Oakland 16/0):

- Played in all 16 games and punted 82 times for 3,744 yards (45.7 avg.)
- Extended his streak of consecutive games with a punt of 50 yards or more to 33, eclipsing the previous best, a 30-game stretch by Seattle's Rick Tuten from 1993-95, as the longest since the 1970 merger
- Launched 34 punts of 50 yards or more and had two travel at least 60. Had his best season in terms of placement, downing a career-high 26 punts inside the opponent's 20
- His 45.7 gross average ranked second in the NFL, just 0.003 yards behind Buffalo's Brian Moorman
- Recorded an AFC single-game season best gross average of 51.0 yards vs. Kansas City (9/18)
- With a long of 49, snapped his streak of consecutive games with a punt of 50-plus at 33 at N.Y. Jets (12/11)
- Recorded longest punt of season with 64-yarder in second quarter at Denver (12/24)
- Punted a season-high nine times; also placed a season-high four punts inside 20 vs. New York Giants (12/31)

2004 (Oakland 16/0):

- Named to the Pro Bowl for the second time after leading the NFL in gross average for second straight year (46.7)
- Had a punt travel at least 50 yards in every game, booming 29 such punts overall, and had 10 of more than 60 yards
- Had 22 punts downed inside 20
- Punted four times for 222 yards (55.5) including punts of 61 and 64 yards at Indianapolis (10/10)
- Averaged a season-high 55.7 yards on three punts for 167 yards and boomed his seventh punt of 60-plus yards with a season-long 67-yarder in the fourth quarter at Carolina (11/7). Also launched a 56-yarder that landed at the Carolina 1-yard line before Oakland downed it at the 3-yard line
- Boomed 67-yarder from the Raiders' 19 to the Atlanta 14 (12/12). Landed two of his four punts inside the Falcons' 20, one downed at the 10-yard line
- Had two punts downed inside the 20, one that pinned Titans at their 13-yard line with 25 seconds remaining in the game to set up a game-clinching safety vs. Tennessee (12/19)

2003 (Oakland 16/0):

- Named to the Associated Press All-Pro team
- Led NFL with a career-high 4,503 punting yards and posted career highs in attempts (96 – tied in 2009) and punts downed inside the 20 (27 – surpassed in 2008)
- Boomed eight punts of more than 60 yards and two of more than 70
- Averaged more than 50 yards per punt in six games
- His 96 punts tied P Ray Guy (1981) for second highest total in Raiders history, behind P Leo Araguz (98 in 1998)

2002 (Oakland 14/0, 3/0):

- Helped AFC champion Raiders to Super Bowl with 53 punts for 2,251 yards (42.5), ranking fourth in the AFC and eighth in the NFL
- Placed 18 inside the 20, with only 12 touchbacks
- Inactive for first two games of the season due to quad injury
- Returned from quad injury to make regular-season debut and punted three times for 134 yards (44.7 average) vs. Tennessee (9/29)
- Punted five times for 250 yards (50.0) with a season-long 70-yarder at Buffalo (10/6)
- Placed all three punts inside the 20, a season high vs. New England (11/17)
- Tied a season-high with three punts inside the 20 at Miami (12/15)
- Pinned Titans inside 20 on one occasion in AFC championship vs. Tennessee (1/19/03)
- Punted five times for 195 yards (39.0) with a long of 53 yards and two punts placed inside the 20 in Super Bowl XXXVII vs. Tampa Bay (1/26/03)

2001 (Oakland 16/0, 2/0):

- Named to his first Pro Bowl following a spectacular season in which he punted 73 times for 3,375 yards, a 46.2-yard gross average that ranked first in the AFC and second in the NFL
- Pinned opponents inside the 20 on nearly one of every three punts (23-of-73)
- Tied for second in the AFC and third in the NFL with 21 punts of more than 50 yards, and led conference and ranked third in league with eight of better than 60 yards
- Named second-team AP All-Pro, Pro Football Weekly All-AFC, first-team Football Digest All-Pro, and second-team College and Pro Football News Weekly All-Pro
- Hit a season-high 65-yarder at Kansas City (9/9)
- Set season highs with seven punts for 345 yards (49.3 average) at Miami (9/23)
- Punted twice in AFC Wild Card game vs. N.Y. Jets (1/12/02) for 89 yards and had a long punt of 49 yards
- Saw action in snowy AFC Divisional game at New England (1/19/02) and tied P Ray Guy for most punts in a Raiders playoff contest, with nine, for 352 yards (39.1 average). Had a long punt of 51 yards
- In the Pro Bowl (2/2/03), broke the game's record on two occasions with 70- and 73-yard punts, eclipsing the previous mark, 64 yards (Tom Wittum, 1974, and Darren Bennett, 1996)

2000 (Oakland 16/0, 2/0):

- Had a record-breaking rookie season by punting 65 times for 2,984 yards
- Selected first-team All-Pro by the AP, College & Pro Football Newsweekly, The Sporting

SHANE LECHLER

News and USA Today

- Picked up second-team honors from Football Digest, and garnered all-rookie team accolades from Football News and Pro Football Weekly
- Averaged 45.91 yards, the second-best punting average by a rookie in NFL history (P Frank Sinkwich with Detroit in 1943 averaged 45.92)
- That gross average ranked second in the NFL and broke P Ray Guy's 1973 Oakland franchise record of 45.3. Led NFL in net average (38.0), and tied for second in NFL with 45.9 gross mark, and had 24 inside the 20
- Recorded five punts of 60 or longer and 19 of 50 or longer
- Made NFL debut and amassed 10 punts for 424 yards (42.4) with a season-high five downed inside the 20 vs. San Diego (9/3)
- Served as kicker in place of an injured K Sebastian Janikowski, kicking off eight times with one touchback vs. Kansas City (11/5)
- Connected on all seven PATs and missed his lone FG attempt, a 33-yarder (11/5)
- (11/16) at New Orleans: Registered a season-high 54.8-yard average to earn AFC Special Teams Player of the Week
- Named AFC Special Teams Player of the Week for a second time, punting seven times for 311 yards (44.4) and placing four inside the 20 vs. N.Y. Jets (12/10)
- Punted five times for 234 yards (46.8) with a long of 54 in AFC Divisional playoff vs. Miami (1/6/01)
- Punted seven times for 315 yards (45.0) in AFC Championship vs. Baltimore (1/14/01), placing four inside 20, with long of 64

COLLEGE:

- Finished college career (1995-99) at Texas A&M as NCAA career record holder in gross average (44.7) and game with a gross average of at least 40.0 yards (37)
- A two-time All-American and a three-time first-team All-Big 12 selection, finished his career with 268 punts for 11,977 yards
- Set school and Big 12 records in career punts, yardage, career gross (44.7) and net average (40.6), career 40- (37) and 50-yard (10) game averages and single-season gross average (46.9, 1997)
- Did not have a punt blocked and did not allow a punt return for a touchdown during his career
- As a senior, earned first-team All-America after averaging 46.5 yards on 60 punts. Posted 17 coffin-corner kicks and produced nine fair catches. Broke his own single-game record with a 57.2 average against Texas Tech, in addition to a 42.7 net, which beat his own school record by over a yard. Also handled kickoff duties and was the holder on placements before taking over the place kicker job for the final two games of the season
- Connected on six of eight extra points and on his lone field-goal attempt
- As a junior first-team All-American, averaged 43.6 yards per boot and recorded 21 coffin-corner punts and Compiled a 39.2-yard net average. Threw a touchdown pass on a fake field goal against Texas Tech
- As sophomore, earned first-team All-Big 12 honors and All-America honorable mention after averaging 47.0 yards per punt. His 1997 average shattered the A&M record of 43.8 set by David Davis in 1992. His season net average was 41.3, which broke the school record of 40.1. Earned Big 12 Special Teams Player of the Week honors after averaging 44.0 yards on six punts in the rain vs. Texas
- Majored in history

PERSONAL:

- As starting quarterback, punter and placekicker, led East Bernard (Texas) High School to a 12-2 record and the quarterfinals of the Texas 2A state quarterfinals as a senior. Completed 87-of-101 passes (86.1 percent) for 1,640 yards and 11 touchdowns
- Passed for nearly 5,000 yards, and averaged 41.6 yards per punt, including 85- and 78-yarders
- Also played baseball, basketball and golf, and competed in track
- Father, Dale, played football at Baylor before coaching Texas high school football for 17 years
- Mother, Javon, was a point guard at Baylor
- Wife, Erin, was an All-America volleyball player at Texas A&M
- Brother, Derek, also punted for Texas A&M
- One grandfather, Ed, played quarterback at Mississippi State; another grandfather, Buddy Attaway, played at Baylor before signing with the Pittsburgh Steelers
- Worked Ray Guy camps, learning the legend's approach to games, between seasons during college



GREG MANCZ

CENTER | 6-4 | 310 | TOLEDO

Hometown: Cincinnati, Ohio | 2nd NFL Season | 2nd with Texans | Age: 23
Acquired: CFA-'15 | 2016 GP/GS: 15/15 | Career GP/GS (Playoffs): 19/16 (0/0)
Teams: Houston 2015-16

65

TRANSACTIONS:

Signed by the Houston Texans as a college free agent on May 8, 2015.

2016 (Houston 16/16):

- Started at center in all 16 games, making him the only Texans lineman to start every game of the year
- Made his first career start in the season opener and helped pave the way for RB Lamar Miller's 106-yard rushing performance vs. Chicago (9/11)
- Helped pave the way for 100-yard rushing performances by RB Lamar Miller vs. Chicago (9/11) in Week 1, vs. Indianapolis (10/16) in Week 6 and at Oakland (11/21) in Week 11
- Contributed to a Texans ground attack that put together a season-high 181 rushing yards at Jacksonville (11/13) in Week 10
- Helped RB Lamar Miller rush for 107 yards and a touchdown at Indianapolis (12/11) in Week 14

2015 (Houston 3/0, 0/0):

- Played in three regular season games in his rookie season
- Made his NFL debut in the season opener vs. Kansas City (9/13)
- Came in to play left guard at Carolina (9/20)
- Played in his final game of the season in Week 3 vs. Tampa Bay (9/27)
- Inactive in Weeks 4-8
- Placed on the Reserve/Injured List on Nov. 3

COLLEGE:

- Played four seasons (2011-14) at the University of Toledo (Ohio)
- Named second-team All-America by the Football Writers Association of America (FWAA)
- Only player from Mid-American Conference to make the FWAA All-American team
- First Rocket to earn All-American honors since Eric Page was named honorable mention by Sports Illustrated in 2011
- First UT offensive lineman to make either first- or second-team All-America on one of the five major All-America teams since Dan Bukovich made the Associated Press first-team in 1938
- Won the Vern Smith Leadership Award, given annually to the best player in the Mid-American Conference
- First offensive lineman to win the award in its 33-year history
- First-team All-MAC selection and leader of offensive line that powered Rocket offense that ranks No. 1 in MAC in scoring, total offense and rushing offense in 2014
- String of 47 consecutive starts was snapped when he sat out game on Nov. 11 due to knee injury
- One of 12 finalists nationally for the Wuerffel Trophy (community service)
- Also a candidate for the Rimington Trophy (center), Rotary Lombardo Award (lineman), Campbell Trophy (academics) and All State Good Works Award (community service)

PERSONAL:

- Full name is Gregory Brian Mancz
- Birthdate: April 23, 1992
- Parents are Mary Beth Fehring and the late Brian Mancz
- UT Student-Athlete Advisory Council (SAAC) president in 2013-14
- Member of UT Football Team Leadership Council that organizes volunteer community service activities 2010-2014
- Member of UT Football Leadership Board that makes all team decisions on discipline and practice adjustments 2012-2014
- Vice-President for Athletes in Action at UT for 2013-14
- Board for Fellowship of Christian Athletes 2013-14
- Graduated with a degree in finance

CAREER STATISTICS

REGULAR SEASON GAMES PLAYED/STARTED (PLAYOFFS):

2015 Houston: 3/0 (0/0)

2016 Houston: 16/16

TOTAL: 19/16 (0/0)



BENARDRICK MCKINNEY

INSIDE LINEBACKER | 6-4 | 260 | MISSISSIPPI STATE

Hometown: Tunica, Miss. | 2nd NFL Season | 2nd with Texans | Age: 24
Acquired: D2-'15 | 2016 GP/GS: 16/16 | Career GP/GS (Playoffs): 30/27 (1/1)
Teams: Houston 2015-16

55

TRANSACTIONS:

Selected by the Houston Texans with the 11th pick in the second round (43rd overall) of the 2015 NFL Draft.

2016 (Houston 16/16):

- The only player in the NFL in 2016 and the second player in franchise history (Jamie Sharper in 2002) with at least 100 tackles and 5.0 sacks
- Finished 11th in the NFL in tackles with 129
- Became the seventh player in franchise history to record a 100-tackle season
- Passed DeMeco Ryans (127 in 2007) for the eighth-most tackles in a single season in Texans history
- Led the team in tackles and ranked third in sacks
- Set single-season career highs in tackles (129), quarterback hits (11), sacks (5.0), tackles for loss (8), passes defended (2) and forced fumbles (1)
- His 69 tackles through Week 7 were the most through the first seven games of a season in franchise history
- Led the team in tackles in Weeks 2-7 and 11
- Tied for second on the team with five tackles (two solo) and added a career-high two quarterback hits in the season opener vs. Chicago (9/11)
- Led the team with a season-high eight tackles to go along with 1.0 sack vs. Kansas City (9/18)
- Posted a single-game career-high 16 tackles at New England (9/22) in Week 3, which marked the highest single-game total by a Texan since ILB Brian Cushing (17) in 2014
- Also notched 1.0 sack at New England (9/22), giving him a new single-season career high
- Led the team in tackles for the third straight week with nine (six solo) and forced a fumble vs. Tennessee (10/2) in Week 4
- Led the team with 10 tackles (five solo), marking his second 10-tackle game of the year, at Minnesota (10/9) in Week 5
- Collected a team-high 12 tackles (seven solo), 1.0 sack and two quarterback hits vs. Indianapolis (10/16) in Week 6
- Finished second on the team with nine tackles (seven solo) at Denver (10/24) in Week 7
- Tied for the team lead with seven tackles (six solo) and matched a career high with two tackles for loss at Jacksonville (11/13) in Week 10
- Posted a team-high eight tackles (all solo) and notched one tackle for loss at Oakland (11/21) in Week 11
- Notched his fourth 10-tackle game of the season with 12 tackles (eight solo) to go along with 1.0 sack and two quarterback hits vs. San Diego (11/27) in Week 12
- Set a single-season career high by making his 12th start of the season and contributed with five tackles (three solo) at Green Bay (12/4) in Week 13
- Tied for the team lead with eight tackles (five solo), adding one pass defended and one quarterback hit, at Indianapolis (12/11) in Week 14
- Led the team with seven tackles (four solo), to go along with 1.0 sack of Jaguars QB Blake Bortles and two quarterback hits, giving him 11 on the year, vs. Jacksonville (12/18) in Week 15
- Tied for second on the team with seven tackles, including five solo stops, vs. Cincinnati (12/24) in Week 16

2015 (Houston 14/11, 1/1):

- Made one special teams tackle in his NFL debut vs. Kansas City (9/13)
- Tallied the first two tackles, including one for loss, of his career at Carolina (9/20)
- Made his first NFL start vs. Tampa Bay (9/27)
- Recorded two tackles (one solo) and one special teams tackle (9/27)

2016 STATISTICS

REGULAR SEASON				TACKLES					SACKS		INTERCEPTIONS					FUMBLES			
Date	Opp	GP	GS	Tot	Solo	Asst	QBH	TFL	Sk	Yds	Int	Yds	Lg	TD	PD	FF	FR	Yds	TD
9/11	CHI	1	1	5	2	3	2	0	0.0	0.0	0	0	0	0	0	0	0	0	0
9/18	KC	1	1	8	2	6	1	1	1.0	8.0	0	0	0	0	0	0	0	0	0
9/22	at NE	1	1	16	6	10	1	1	1.0	6.0	0	0	0	0	0	0	0	0	0
10/2	TEN	1	1	9	6	3	0	0	0.0	0.0	0	0	0	0	0	1	0	0	0
10/9	at MIN	1	1	10	5	5	0	0	0.0	0.0	0	0	0	0	0	0	0	0	0
10/16	IND	1	1	12	7	5	2	1	1.0	9.0	0	0	0	0	0	0	0	0	0
10/24	at DEN	1	1	9	7	2	0	0	0.0	0.0	0	0	0	0	0	0	0	0	0
10/30	DET	1	1	4	2	2	0	0	0.0	0.0	0	0	0	0	1	0	0	0	0
11/13	at JAX	1	1	7	6	1	0	2	0.0	0.0	0	0	0	0	0	0	0	0	0
11/21	at OAK	1	1	8	8	0	0	1	0.0	0.0	0	0	0	0	0	0	0	0	0
11/27	SD	1	1	12	8	4	2	1	1.0	7.0	0	0	0	0	0	0	0	0	0
12/4	at GB	1	1	5	3	2	0	0	0.0	0.0	0	0	0	0	0	0	0	0	0
12/11	at IND	1	1	8	5	3	1	0	0.0	0.0	0	0	0	0	1	0	0	0	0
12/18	JAX	1	1	7	4	3	2	1	1.0	1.0	0	0	0	0	0	0	0	0	0
12/24	CIN	1	1	7	5	2	0	0	0.0	0.0	0	0	0	0	0	0	0	0	0
1/1/17	at TEN	1	1	1	1	0	0	0	0.0	0.0	0	0	0	0	0	0	0	0	0
Totals		16	16	129	79	50	11	8	5.0	31.0	0	0	0	0	2	1	0	0	0

CAREER STATISTICS

REGULAR SEASON				TACKLES					SACKS		INTERCEPTIONS					FUMBLES			
Year	Team	GP	GS	Tot	Solo	Asst	QBH	TFL	Sk	Yds	Int	Yds	Lg	TD	PD	FF	FR	Yds	TD
2015	HOU	14	11	58	35	23	2	7	1.0	11.0	0	0	0	0	0	0	0	0	0
2016	HOU	16	16	129	79	50	11	8	5.0	31.0	0	0	0	0	2	1	0	0	0
Totals		30	27	187	114	73	13	15	6.0	42.0	0	0	0	0	2	1	0	0	0

POSTSEASON				TACKLES					SACKS		INTERCEPTIONS					FUMBLES			
Year	Team	GP	GS	Tot	Solo	Asst	QBH	TFL	Sk	Yds	Int	Yds	Lg	TD	PD	FF	FR	Yds	TD
2015	HOU	1	1	9	4	5	0	0	0.0	0.0	0	0	0	0	0	0	0	0	0
Totals		1	1	9	4	5	0	0	0.0	0.0	0	0	0	0	0	0	0	0	0

CAREER GAME HIGHS

Tackles: 16 at NE, 9/22/16 | QBH: 2, 4x – last: vs. JAX, 12/18/16 | TFL: 2, 3x – last: at JAX, 11/13/16 | Sacks: 1.0, 6x – last: vs. JAX, 12/18/16

- Posted three tackles in his second straight start of the season at Atlanta (10/4)
- Finished second on the team with seven tackles (six solo) vs. Indianapolis (10/8)
- Inactive in Weeks 7-8
- Played and started in his first game (11/16) since Week 6 at Jacksonville (10/18)
- Led the team with a career-high nine tackles (six solo), including one for loss at Cincinnati (11/16)
- Tied for third on the team with eight tackles, including four solo stops, vs. New England (12/13)
- His tackle total was his second-highest single-game output of the season (12/13)
- Tied for the team lead with seven tackles (three solo), including two for loss and 1.0 sack at Indianapolis (12/20)
- Picked up his first career sack when he brought down Colts QB Matt Hasselbeck for an 11-yard loss in the third quarter at Indianapolis (12/20). The sack pinned the Colts at their own 1-yard line and forced a punt
- Finished second on the team with nine tackles, including four solo stops in Wild Card Game vs. Kansas City (1/9/16)
- Posted the second-most tackles by a rookie in a Texans postseason game (1/9/16)

COLLEGE:

- Played three seasons (2012-14) at Mississippi State University in Starkville, Miss. after redshirting the 2011 campaign
- One of the all-time great linebackers in school history, becoming the program's first first-team All-America linebacker since 1999
- Mississippi State's top tackler in his final two seasons
- Played in 39 games with 36 starts in three seasons with the Bulldogs
- Recorded 244 tackles, 19.5 tackles for loss, 7.5 sacks, seven passes defended and six fumble recoveries
- First-team All-America honors in 2014 from the Football Writers Association, ESPN, Phil

BENARDRICK McKINNEY

Steele and Sports Illustrated

- Started all 13 games at middle linebacker and for the second straight year in 2014, was the Bulldogs' top tackler recording 71 with eight tackles for loss, three sacks, four passes defended, three fumble recoveries and one forced fumble
- Named to College Football News' All-Sophomore squad in 2013 when he racked up a team-best 71 total tackles, which ranked fourth among all sophomores in the SEC, and tied for the team lead in tackles for loss with 7.0 and sacks with 3.5
- Named a First-Team Freshman All-American by CBSSports.com, FoxSportsNext, Phil Steele and CollegeFootballNews.com in 2012
- Led all SEC freshmen and tied for second among freshman in the FBS with 102 tackles in 2012, which also ranked sixth overall in the SEC, while playing in all 13 games (10 starts)
- Earned All-SEC Freshman honors by the SEC coaches and ESPN.com in 2012 when he totaled 4.5 tackles for loss, a sack, four pass breakups and a fumble recovery
- Sat out his first season as a redshirt freshman in 2011

PERSONAL:

- Attended Rosa Fort High School in Tunica, Miss.
- A top defensive prospect in the state of Mississippi and was the first Rosa Fort player to sign with an SEC program since 2001
- Led the RFHS Lions to a 3-3 finish in Region 2 play and a first-round playoff appearance in the Class 4A state playoffs
- Selected by the state's high school coaches to the North/South All-Star Game as a linebacker
- Started at quarterback for Rosa Fort during senior season and accounted for 2,036 total yards of offense and 22 touchdowns with 1,334 passing and 702 yards on the ground
- Credited with 66 tackles from linebacker spot
- Threw for 530 yards with five touchdowns as a junior
- Started for the Rosa Fort basketball team



WHITNEY MERCILUS

OUTSIDE LINEBACKER | 6-4 | 265 | ILLINOIS

Hometown: Akron, Ohio | 5th NFL Season | 5th with Texans | Age: 26
Acquired: D1-'12 | 2016 GP/GS: 15/15 | Career GP/GS (Playoffs): 78/58 (3/1)
Teams: Houston 2012-16

59

TRANSACTIONS:

Selected by the Houston Texans in the first round (26th overall) of the 2012 NFL Draft...Resigned with the Texans on May 5, 2015.

CAREER:

- Owns the third-most sacks in the NFL over the last 25 regular season games with 19.5, trailing only Raiders DE Khalil Mack and Broncos OLB Von Miller
- Ranks third in franchise history with 37.5 sacks
- Became the first player in franchise history and the fifth player in the NFL since 1982 to post two games with 3.5-or-more sacks in a season in 2015
- Tied DE Mario Williams (12.0 in 2008) for the fifth-most sacks in a season in franchise history in 2015
- Has 10 career games with 2.0-or-more sacks
- Tied the franchise rookie record for sacks with 6.0 in 2012
- Has appeared in three career playoff games, totaling nine tackles (five solo), 3.0 sacks and one special teams tackle
- Named AFC Defensive Player of the Month for December 2015
- Recorded the most sacks (3.0) in a postseason game in Texans history, while tying for the fourth-most by any NFL player in a playoff contest, vs. Kansas City (1/9/16)

2016 (Houston 15/15):

- Tied for the league lead with four defensive fumble recoveries and led the team with 7.5 sacks
- Tied for 14th in the NFL with 13 tackles for loss
- Totaled four tackles (two solo), 2.0 sacks and one forced fumble in the season opener vs. Chicago (9/11)
- His strip-sack of Bears QB Jay Cutler gave him him 2.0 sacks for the game and his third straight multiple-sack game (including postseason) dating back to Week 17 of the 2015 season, vs. Chicago (9/11)
- Finished with three tackles (one solo), a quarterback hit and notched a fumble recovery after a strip-sack by OLB John Simon on Chiefs QB Alex Smith vs. Kansas City (9/18)
- Matched a single-game season high with four tackles at New England (9/22) in Week 3
- Finished second on the team and set a season high with seven tackles (five solo), one tackle for loss and one quarterback hit vs. Tennessee (10/2) in Week 4
- Recorded three tackles, 1.5 sacks and set a single-game career-high with five quarterback hits at Minnesota (10/9) in Week 5
- Split a sack with DE Antonio Smith on Vikings QB Sam Bradford in the first quarter and added a full sack one quarter later, also on third down, at Minnesota (10/9)
- Notched six tackles (four solo), 1.0 sack and two tackles for loss vs. Indianapolis (10/16)
- Tied a single-season career-high (two in 2015) with his second fumble recovery of the year and fifth of his career, at Jacksonville (11/13) in Week 10
- Logged four tackles (all solo), including a season-high three for loss, and two quarterback hits vs. San Diego (11/27) in Week 12
- Sacked Packers QB Aaron Rodgers, posted three tackles for loss and set a career high with his third fumble recovery of the season at Green Bay (12/4) in Week 13
- Posted three solo tackles, four quarterback hits, one pass defended and one fumble recovery at Indianapolis (12/11) in Week 14
- Inactive for Week 15 vs. Jacksonville (12/18) with an injury
- Matched his season high with 2.0 sacks of Bengals QB Andy Dalton, giving him his 10th

2016 STATISTICS

REGULAR SEASON				TACKLES					SACKS		INTERCEPTIONS					FUMBLES			
Date	Opp	GP	GS	Tot	Solo	Asst	QBH	TFL	Sk	Yds	Int	Yds	Lg	TD	PD	FF	FR	Yds	TD
9/11	CHI	1	1	4	2	2	2	1	2.0	16.0	0	0	0	0	0	1	0	0	0
9/18	KC	1	1	3	1	2	1	0	0.0	0.0	0	0	0	0	0	0	1	5	0
9/22	at NE	1	1	4	0	4	0	0	0.0	0.0	0	0	0	0	0	0	0	0	0
10/2	TEN	1	1	7	5	2	1	1	0.0	0.0	0	0	0	0	0	0	0	0	0
10/9	at MIN	1	1	3	2	1	5	1	1.5	12.5	0	0	0	0	0	0	0	0	0
10/16	IND	1	1	6	4	2	1	2	1.0	5.0	0	0	0	0	0	0	0	0	0
10/24	at DEN	1	1	3	2	1	1	0	0.0	0.0	0	0	0	0	0	0	0	0	0
10/30	DET	1	1	0	0	0	1	0	0.0	0.0	0	0	0	0	0	0	0	0	0
11/13	at JAX	1	1	2	1	1	0	0	0.0	0.0	0	0	0	0	0	0	1	2	0
11/21	at OAK	1	1	3	3	0	0	0	0.0	0.0	0	0	0	0	0	0	0	0	0
11/27	SD	1	1	4	4	0	2	3	0.0	0.0	0	0	0	0	0	0	0	0	0
12/4	at GB	1	1	6	5	1	1	3	1.0	9.0	0	0	0	0	0	0	1	0	0
12/11	at IND	1	1	3	3	0	4	0	0.0	0.0	0	0	0	0	1	0	1	0	0
12/18	JAX			INACTIVE															
12/24	CIN	1	1	3	3	0	2	2	2.0	14.0	0	0	0	0	0	0	0	0	0
1/1/17	at TEN	1	1	2	1	1	1	0	0.0	0.0	0	0	0	0	0	0	0	0	0
Totals		15	15	53	36	17	22	13	7.5	56.5	0	0	0	0	1	1	4	7	0

CAREER STATISTICS

REGULAR SEASON				TACKLES					SACKS		INTERCEPTIONS					FUMBLES			
Year	Team	GP	GS	Tot	Solo	Asst	QBH	TFL	Sk	Yds	Int	Yds	Lg	TD	PD	FF	FR	Yds	TD
2012	HOU	16	4	18	15	3	7	6	6.0	17.0	0	0	0	0	1	2	1	0	0
2013	HOU	16	16	47	33	14	18	6	7.0	36.0	0	0	0	0	0	0	0	0	0
2014	HOU	15	13	50	31	19	11	9	5.0	30.0	0	0	0	0	0	2	0	0	0
2015	HOU	16	10	50	32	18	16	14	12.0	60.0	0	0	0	0	2	1	2	5	0
2016	HOU	15	15	53	36	17	22	13	7.5	56.5	0	0	0	0	1	1	4	7	0
Totals		78	58	218	147	71	74	48	37.5	199.5	0	0	0	0	4	6	6	12	0

POSTSEASON				TACKLES					SACKS		INTERCEPTIONS					FUMBLES			
Year	Team	GP	GS	Tot	Solo	Asst	QBH	TFL	Sk	Yds	Int	Yds	Lg	TD	PD	FF	FR	Yds	TD
2012	HOU	2	0	1	0	1	0	0	0.0	0.0	0	0	0	0	0	0	0	0	0
2015	HOU	1	1	8	5	3	4	3	3.0	17.0	0	0	0	0	0	0	0	0	0
Totals		3	1	9	5	4	4	3	3.0	17.0	0	0	0	0	0	0	0	0	0

ADDITIONAL STATISTICS

Special Teams Tackles (9): 2012 - 7; 2015 - 2 | Postseason Special Teams Tackles (1): 2012 - 1

CAREER GAME HIGHS

Tackles: 9 vs. PHI, 11/2/14 | QBH: 5 at MIN, 10/9/16 | TFL: 4 vs. TEN, 11/1/15 | Sacks: 3.5, 2x – last: vs. JAX, 1/3/16
PD: 1, 3x – last: at BUF 12/6/15 | FF: 1, 6x – last: vs. CHI 9/11/16 | FR: 1, 6x – last: at GB, 12/4/16

career game with 2.0-or-more sacks, vs. Cincinnati (12/24) in Week 16

2015 (Houston 16/10, 1/1):

- Posted two tackles and one pass defended vs. Kansas City (9/13)
- Made four tackles (two solo) and one special teams tackle at Carolina (9/20)
- Had two tackles (one solo), one tackle for loss, and one fumble recovery vs. Tampa Bay (9/27)
- Registered his first 2.0 sacks of the season at Jacksonville (10/18)
- Brought down Jaguars QB Blake Bortles for a 7-yard loss in the second quarter and a 5-yard loss in the fourth quarter at Jacksonville (10/18)
- Posted a career-high 3.5 sacks vs. Tennessee (11/1), which is tied for the second-most in a game in Texans history (LB Connor Barwin, 4.0 at Jacksonville, 11/27/11, and DE Mario Williams, 3.5 vs. Denver, 12/13/07)
- Tied for second on the team with seven tackles (six solo), while adding four tackles for loss and four quarterback hits vs. Tennessee (11/1)
- Recorded his second multiple-sack game of the season and seventh of his career (11/1)
- Sacked QB Zach Mettenberger for a loss of six yards in second quarter vs. Tennessee (11/1)
- Sacked QB Zach Mettenberger for a 7-yard loss in the third quarter vs. Tennessee (11/1)
- Sacked QB Zach Mettenberger for a 6-yard loss in the fourth quarter vs. Tennessee (11/1)
- Split a 9-yard sack in the fourth quarter with DE J.J. Watt vs. Tennessee (11/1)

WHITNEY MERCILUS

- Recorded a tackle for loss in the first quarter when he brought down Titans RB Antonio Andrews for a 2-yard loss vs. Tennessee (11/1)
- Finished with five tackles, including three for loss, and a sack at Cincinnati (11/16)
- The three tackles for loss are the second-most he's recorded in a game in his career (11/16)
- Has tallied seven tackles for loss in the last two games (Weeks 8 and 10)
- Registered four tackles (three solo) and one pass defended at Buffalo (12/6), his second of the year and first since Week 1 against Kansas City (9/13)
- Set a single-season career-high in sacks (7.5) after he brought down Patriots QB Tom Brady for a 9-yard loss in the fourth quarter vs. New England (12/13)
- Finished the game with five tackles (three solo) and 1.0 sack vs. New England (12/13)
- Sacked Colts QB Charlie Whitehurst in the fourth quarter at Indianapolis (12/20)
- Tallied five tackles (three solo), 3.5 sacks, three quarterback hits, two tackles for loss, one forced fumble and one fumble recovery vs. Jacksonville (1/3/16)
- Became the first player in franchise history and the fifth player in the NFL since 1982 to post two games with 3.5-or-more sacks in a season
- Posted his third multiple-sack game of the season and eighth of his career
- Passed DE Antonio Smith (27.0) for the third-most career sacks in Texans history
- Eclipsed the 10.0-sack mark for the first time in his career
- Brought down Jaguars QB Blake Bortles for a 6-yard loss in the first quarter (1/3/16)
- Sacked Bortles for a loss of four yards in the second quarter vs. Jacksonville (1/3/16)
- Recorded a sack-forced fumble on Bortles in the third quarter vs. Jacksonville (1/3/16), his fourth strip-sack of his career and first of the season
- Split a sack with OLB John Simon in the fourth quarter (1/3/16) for a loss of one yard
- Finished the year with 50 tackles (32 solo), 12.0 sacks, 16 quarterback hits, 14 tackles for loss, two passes defended, two fumble recoveries and one forced fumble. His sack and tackles for loss totals set single-season career highs, while he tied his personal-best for total tackles
- Tied Mario Williams (12.0 in 2008) for the fifth-most sacks in a season in franchise history
- Named AFC Defensive Player of the Month for December
- Recorded the most sacks (3.0) in a postseason game in Texans history, while tying for the fourth-most by any NFL player, in a playoff contest vs. Kansas City (1/9/16)
- Finished with eight tackles (five solo), 3.0 sacks for a loss of 17 yards and four quarterback hits in Wild Card Game vs. Kansas City (1/9/16)
- Notched his first career sack in the postseason when he brought down Chiefs QB Alex Smith for a 3-yard loss in the first quarter vs. Kansas City (1/9/16). Became the fourth player in franchise history to record a sack in the playoffs
- Sacked Smith for a 4-yard loss in the second quarter of Wild Card Game and became the third player in Texans history with 2.0-or-more sacks in a postseason game
- Brought down Smith for a 10-yard loss in the fourth quarter for his third sack of the day

2014 (Houston 15/13):

- Started 13 of 15 games and registered 50 tackles, 5.0 sacks, 11 quarterback hits, nine tackles for loss and two forced fumbles
- Started and recorded a tackle at Oakland (9/14) in Week 2
- Made five tackles at N.Y. Giants (9/21) in Week 3
- Recorded two quarterback hits and made two tackles vs. Buffalo (9/28) in Week 4
- Made five tackles and added a tackle for loss and quarterback hit at Dallas (10/5) in Week 5
- Recorded six tackles, two tackles for loss and a quarterback hit vs. Indianapolis (10/9) in Week 6
- Recorded the fourth multi-sack game of his career at Pittsburgh (10/20). Strip-sacked Ben Roethlisberger in the first quarter and finished the game with five tackles, two tackles for loss, one quarterback hit and one pass defended. Moved into a tie for fifth on the franchise's all-time sack list, matching LB Kailee Wong's (2002-06) 15 career sacks
- Had a multi-sack game for the fifth time in his career and second time this season vs. Philadelphia (11/2) in Week 9. Tied for the team lead with a career-high nine tackles. Set a season high with three quarterback hits and tied a season high with two tackles for loss and set a career best with seven tackles for loss on the season
- Made five tackles vs. Cincinnati (11/23) in Week 12
- Had three tackles and a tackle for loss vs. Tennessee (11/30) in Week 13
- Inactive in Week 15
- Had three tackles and forced his second fumble of the season vs. Baltimore (12/21) in Week 16
- Sacked Jaguars QB Blake Bortles for three yards vs. Jacksonville (12/28) in Week 17. Finished with three tackles and added a tackle for loss and a quarterback hit

2013 (Houston 16/16):

- Started all 16 games at weakside linebacker and recorded career-bests of 65 tackles, 7.0 sacks and 18 quarterback hits while tying a career-high with six tackles for loss
- Recorded seven tackles (five solo) and a sack for a loss of six yards at San Diego (9/9)
- Recorded career highs in tackles (eight, four solo) and sacks (2.5) vs. Seattle (9/29)
- Recorded six tackles (three solo) and a sack at San Francisco (10/6)
- Added another sack to go along with four solo tackles vs. Jacksonville (11/24)
- Tied his career-high of 6.0 sacks in a season with a half-sack vs. New England (12/1)
- Set a career high with his seventh sack of the season vs. Denver (12/22)

2012 (Houston 16/4, 2/0):

- Tied the Texans rookie record for sacks in a season with 6.0
- Made his Texans and NFL debut at OLB in the season opener vs. Miami (9/9)
- Had a special teams tackle at Jacksonville (9/16) and at N.Y. Jets (10/8)
- Made two special teams tackles at Denver (9/23)
- Had one tackle vs. Green Bay (10/14)
- Registered his first career sack and forced a fumble when he dropped Ravens QB Joe Flacco for a 2-yard loss in the first quarter vs. Baltimore (10/21)
- Recorded two sacks and collected his second career forced fumble vs. Buffalo (11/4)
- Made two tackles (one solo) at Chicago (11/11)
- Collected a season-high four tackles at Detroit (11/22)
- Sacked Titans QB Jake Locker twice for a total loss of 6 yards and recovered a fumble at Tennessee (12/2)
- Sacked Patriots QB Tom Brady for a 7-yard loss in the third quarter at New England (12/10) to give him 6.0 sacks on the season, tying the franchise rookie sack record set by OLB Brooks Reed in 2011
- Recorded four tackles (one solo) vs. Indianapolis (12/16)
- Made one tackle at Indianapolis (12/30)
- Made his postseason debut in the AFC Wild Card Playoff vs. Cincinnati (1/5/13)
- Made one tackle and one special teams tackle in AFC Divisional Playoff at New England (1/13/13)

COLLEGE:

- Played three seasons (2009-11) at the University of Illinois in Champaign, Ill. after redshirting the 2008 campaign
- Started 15-of-37 games with the Illini, recording 81 tackles (42 solo) with 18.0 sacks (119 yards), 28 tackles for loss (150 yards), 11 forced fumbles and two fumble recoveries
- Tied for eighth in NCAA FBS history with 11 forced fumbles, which also ranks fifth all-time in the Big Ten Conference and is second on the Illini all-time list (13 by Simeon Rice from 1992-95)
- Set a school and Big Ten single-season record with nine forced fumbles in 2011
- Third on the Illinois single-season tackle for loss chart with 22.5 in 2011
- Earned 2011 All-America and All-Big Ten Conference first-team honors from The NFL Draft Report as the scouting service named him the league's Player of the Year and National Defensive Lineman of the Year
- Mid-season All-America from Phil Steele's College Football and was selected National Defensive Lineman of the Week for his performance vs. Indiana (3.0 sacks) his senior season
- Led the nation in sacks per game (1.23) and fumbles forced per game (0.833) as a senior
- Recorded a career-high 57 tackles (28 solo) with 16.0 sacks (105 yards) to tie the school season-record that was first set by Simeon Rice in 1994
- Played in all 13 games, starting two games at weak-side defensive end his junior season
- Recorded 16 tackles (eight solo) with a 7-yard sack and three tackles for loss in 2010
- Recorded eight tackles (four solo), two assisted sacks and 3.5 tackles for loss in 2009
- Redshirted as a freshman

PERSONAL:

- Attended Garfield High School in Akron, Ohio
- Played defensive end and tight end and earned Northeast Ohio Inland All-Star team, Cleveland Plain-Dealer Defensive All-Star team and All-District honors after leading the Rams to a 7-3 record in 2007
- A Prep Star All-Region and All-Akron City League choice, he recorded 36 solo tackles with a pair of sacks, six stops behind the line of scrimmage and four fumble recoveries, advancing one 36 yards for a score that year



LAMAR MILLER

RUNNING BACK | 5-10 | 220 | MIAMI (FLA.)

Hometown: Miami, Fla. | **5th NFL Season** | **1st with Texans** | **Age:** 25
Acquired: UFA-'16 (MIA) | **2016 GP/GS:** 14/14 | **Career GP/GS (Playoffs):** 75/62 (0/0)
Teams: Miami 2012-15; Houston 2016

26

TRANSACTIONS:

Selected by the Miami Dolphins with the second pick in the fourth round (97th overall) of 2012 NFL Draft...Signed by the Houston Texans on March 10, 2016.

CAREER:

- Ranks second in the AFC and fifth in the NFL with 3,044 rushing yards over the past three seasons (2014-16)
- Fifth among all NFL running backs in scrimmage yards over the past three seasons (2014-16) with a total of 3,904 (3,044 rushing yards and 860 receiving yards)
- Ranks ninth among all NFL running backs with a 4.49 yards per carry average over the past three seasons (2014-16)
- Became the fourth player in Texans history to score a rushing and receiving touchdown in the same game vs. Indianapolis (10/16/16)
- Played in 67 consecutive games from 2012-16 and started 56 consecutive games from 2013-16
- Had a 54-yard touchdown reception and an 85-yard touchdown run - both in the second quarter vs. Houston on (10/25/15), becoming the second player in NFL history with an 85-plus yard touchdown run and 50-plus yard touchdown catch in a single game (RB Chris Johnson) and the only player to accomplish the feat in a single quarter
- Has 10 career 100-yard rushing games

2016 (Houston 14/14):

- Finished 10th in the NFL in rushing yards (1,073), 19th in scrimmage yards (1,261) and 24th in first downs (61)
- Started his first game as a Texan and rushed for 106 yards on a career-high 28 attempts, averaging 3.8 yards per carry. Also caught four passes for 11 yards vs. Chicago (9/11)
- His 15 carries in the first half vs. Chicago (9/11) marked the most he's ever had in a half of a game in his career, surpassing his previous high of 14 carries in the first half against Houston as a member of the Miami Dolphins (10/25/15)
- Finished with 83 rushing yards on 25 carries and 14 receiving yards on two receptions vs. Kansas City (9/18)
- Set career highs for rushing attempts in a quarter (10 in first quarter) and half (16 in first half), and totaled 21 carries for 80 yards at New England (9/22) in Week 3
- Rushed for 82 yards on 19 attempts (season-high 4.3 avg.) and caught three passes for 26 yards vs. Tennessee (10/2) in Week 4
- Rushed for a touchdown and a season-high 149 yards on 24 carries, averaging 6.2 yards per attempt. Also caught three passes for 29 yards and a touchdown vs. Indianapolis (10/16) in Week 6
- Recorded a rushing and receiving touchdown in the same game for the second time in his career and first since Week 7 of 2015, vs. Indianapolis (10/16) in Week 6
- Totaled 61 yards on 11 attempts (5.6 avg.), including a season-long 25-yard run, at Denver (10/24) in Week 7
- Rushed 17 times for 56 yards and a touchdown, while catching two passes for seven yards vs. Detroit (10/30) in Week 8
- Totaled 83 rushing yards on 15 carries (5.5 avg.), including a season-long 45-yard run, at Jacksonville (11/13) in Week 10
- Registered his third 100-yard performance of the season with 104 rushing yards on 24 attempts (4.3 avg.) and scored on a 1-yard touchdown run in the third quarter at Oakland (11/21) in Week 11
- Rushed for 57 yards on 19 carries and caught three passes for 18 yards for a total of 75 scrimmage yards vs. San Diego (11/27) in Week 12
- Surpassed his previous career high of 216 carries in a season (2014) at Green Bay (12/4) in Week 13
- Posted 107 rushing yards on 21 attempts (5.1 avg.) and scored a touchdown at Indianapolis (12/11) in Week 14
- Rushed for 63 yards and the game-winning touchdown on 22 carries and added two re-

2016 STATISTICS

REGULAR SEASON				RUSHING						RECEIVING					
Date	Opp	GP	GS	Att	Yds	Avg	Lg	TD		Rec	Yds	Avg	Lg	TD	
9/11	CHI	1	1	28	106	3.8	12	0		4	11	2.8	6	0	
9/18	KC	1	1	25	83	3.3	8	0		2	14	7.0	9	0	
9/22	at NE	1	1	21	80	3.8	15	0		4	27	6.8	9	0	
10/2	TEN	1	1	19	82	4.3	14	0		3	26	8.7	11	0	
10/9	at MIN	1	1	8	20	2.5	4	0		1	4	4.0	4	0	
10/16	IND	1	1	24	149	6.2	23	1		3	29	9.7	16	1	
10/24	at DEN	1	1	11	61	5.6	25	0		3	6	2.0	4	0	
10/30	DET	1	1	17	56	3.3	10	1		2	7	3.5	4	0	
11/13	at JAX	1	1	15	83	5.5	45	0		0	0	0.0	0	0	
11/21	at OAK	1	1	24	104	4.3	33	1		2	9	4.5	5	0	
11/27	SD	1	1	19	57	3.0	20	0		3	18	6.0	11	0	
12/4	at GB	1	1	14	22	1.6	5	0		1	-4	-4.0	7	0	
12/11	at IND	1	1	21	107	5.1	20	1		1	15	15.0	15	0	
12/18	JAX	1	1	22	63	2.9	11	1		2	26	13.0	16	0	
12/24	CIN														
1/1/17	at TEN														
						INACTIVE									
						INACTIVE									
Totals		14	14	268	1,073	4.0	45	5		31	188	6.1	16	1	

ADDITIONAL STATISTICS

Fumbles/Lost: 2/1 | **Fumble Recoveries:** 2 | **Misc. Tackles:** 2

CAREER STATISTICS

REGULAR SEASON				RUSHING						RECEIVING					
Year	Team	GP	GS	Att	Yds	Avg	Lg	TD		Rec	Yds	Avg	Lg	TD	
2012	MIA	13	1	51	250	4.9	28	1		6	45	7.5	12	0	
2013	MIA	16	15	177	709	4.0	49	2		26	170	6.5	22	0	
2014	MIA	16	16	216	1,099	5.1	97t	8		38	275	7.2	20	1	
2015	MIA	16	16	194	872	4.5	85t	8		47	397	8.4	54t	2	
2016	HOU	14	14	268	1,073	4.0	45	5		31	188	6.1	16	1	
Totals		75	62	906	4,003	4.4	97t	24		148	1,075	7.3	54t	4	

ADDITIONAL STATISTICS

Fumbles/Lost (7/6): 2013 - 1/1; 2014 - 3/3; 2015 - 1/1; 2016 - 2/1 | **Fumble Recoveries (4):** 2014 - 1; 2015 - 1; 2016 - 2

CAREER GAME HIGHS

Rushing Att.: 28 vs. CHI, 9/11/16 | **Rushing Yards:** 178 vs. NYJ, 12/28/14 | **Rushing TD:** 2, 2x - last: vs. NYG, 12/14/15
Rushing Long: 97t vs. NYJ, 12/28/14 | **Receptions:** 7 at BUF, 11/8/15 | **Receiving Yards:** 97 at BUF, 11/8/15
Receiving TDs: 1, 4x - last: vs. IND, 10/16/16 | **Receiving Long:** 54t vs. HOU, 10/25/15

- ceptions for 26 yards for a total of 89 scrimmage yards vs. Jacksonville (12/18) in Week 15
- Inactive for Week 16 vs. Cincinnati (12/24) with an injury

2015 (Miami 16/16):

- Played in and started all 16 games
- Recorded 194 carries for 872 yards (4.5 avg.) and eight touchdowns
- Added 47 receptions for 397 yards (8.4 avg.) and two receiving touchdowns
- Totaled 100 yards for the first time on the year with a 19-carry, 113-yard performance and a touchdown at Tennessee (10/18)
- Named FedEx Ground Player of the Week as he rushed for 175 yards on 14 carries (12.5 avg.) and one touchdown while catching three passes for 61 yards (20.3) and a 54-yard receiving touchdown in win vs. Houston (10/25)
- His 12.50 yards per carry average was the fourth-highest single-game rushing average in team history (minimum 10 attempts)
- Scored twice and totaled 44 rushing yards on 12 carries (3.7 avg.) at Buffalo (11/8)
- Totaled 20 carries for 113 yards (5.7 avg.) in win vs. Baltimore (12/6)
- Rushed for 89 yards on 12 carries (7.4 avg.) and two scores vs. N.Y. Giants (12/14)

2014 (Miami 16/16):

- Played in and started all 16 games
- Led the Dolphins in rushing with 216 carries for 1,099 yards (5.09 avg.) and eight touchdowns

LAMAR MILLER

- Added 38 catches for 275 yards and one touchdown
- Led the Dolphins in rushing on 14 occasions during the season
- Became the first Dolphins player to eclipse the 1,000-yard rushing mark since RB Reggie Bush in 2011 and posted the eighth-highest single-season total in Miami history
- Rushed 11 times for 59 yards and added four receptions for 19 yards and one touchdown, the first touchdown reception of his career, vs. New England (9/7)
- Rushed for 108 yards vs. Kansas City (9/21)
- Carried the ball 12 times for 64 yards with two rushing touchdowns at Oakland in London (9/28), which marked the first multi-rushing touchdown game of his career
- Rushed 14 times for 53 yards and one touchdown vs. Green Bay (10/12)
- Rushed for 61 yards on 18 carries and one touchdown at Chicago (10/19), which marked the third consecutive game he scored a rushing touchdown
- Closed the season by rushing 19 times for a career-high 178 yards and one touchdown vs. N.Y. Jets (12/28)
- It was the sixth-highest single-game rushing total in the NFL and the fifth-most in the AFC in 2014
- In addition, his 9.37 yards per rush (19-178) against the N.Y. Jets was the highest single-game average in the NFL in 2014 among all running backs with a minimum of 15 carries
- Recorded a 97-yard touchdown run in the third quarter vs. the N.Y. Jets (12/28), which was tied for the third-longest run in NFL history, behind the 98-yard run by RB Ahman Green of Green Bay in 2003 and RB Tony Dorsett's 99-yard run for the Dallas Cowboys in 1982
- Finished the 2014 season ranked among the NFL leaders in every major rushing statistic
- His 1,099 yards were 10th in the NFL and fifth in AFC
- His eight rushing touchdowns were tied for eighth in the NFL and tied for second in the AFC
- His 5.09 average per carry was fifth in the NFL and second in the AFC overall and second in the NFL and AFC among running backs

2013 (Miami 16/15):

- Played in all 16 games with 15 starts
- Led the Dolphins in rushing with 177 carries for 709 yards and two touchdowns
- Added 26 catches for 170 yards
- Led the team in rushing on 11 occasions
- Led the Dolphins in rushing with 14 carries for 69 yards and one touchdown, coming on a 10-yard run, and added two catches for six yards at Indianapolis (9/15)
- Led the Dolphins in rushing with eight carries for 62 yards, including a season-long 49-yard run vs. Atlanta (9/22)
- Had 11 carries for 62 yards and one touchdown and added one catch for six yards at New Orleans (9/30)
- Posted nine carries for 43 yards, including a 30-yard run, vs. Buffalo (10/20)
- Recorded 18 carries for 89 yards and added three catches for 23 yards at New England (10/27)
- Posted 16 carries for 105 yards, including a 41-yard run, and added four catches for 24 yards vs. Cincinnati (10/31)
- It marked the first 100-yard rushing performance of his NFL career
- Gained 72 yards on 22 carries and added one catch for 13 yards at N.Y. Jets (12/1)
- Had 15 carries for 61 yards vs. New England (12/15)
- Led the team with 17 carries for 73 yards and added one catch for four yards vs. N.Y. Jets (12/29)

2012 (Miami 13/1):

- Played in 14 games with one start as a rookie
- Was inactive for two games
- Recorded 51 carries for 250 yards and one touchdown
- Added six receptions for 45 yards
- Made NFL debut in a reserve role vs. Oakland (9/16) and had ten carries for 65 yards and one touchdown
- His touchdown came on a 15-yard run in the fourth quarter, the first touchdown of his career
- It was the first time a Dolphins rookie had a rushing touchdown since Ronnie Brown in 2005
- His first NFL carry came on a five-yard run in the first quarter
- Registered nine carries for 48 yards, including a 22-yard run, vs. N.Y. Jets (9/23)
- Had three carries for 12 yards and added two catches for 13 yards, the first two receptions of his NFL career, vs. Tennessee (11/11)
- Made the first start of his NFL career at San Francisco (12/9)
- Led the Dolphins in rushing with ten carries for season-high 73 yards, including a long run of 28 yards, vs. Buffalo (12/23)


COLLEGE:

- Two-year letterman (2010-11) and one-year starter at the University of Miami (Fla.) after redshirting the 2009 campaign
- Played in 23 career games with 13 starts
- Recorded 335 carries for 1,918 yards (5.7 avg.) with 15 touchdowns
- Caught 28 passes for 181 yards (6.5 avg.) and one score
- Added 15 kickoff returns for 376 yards (25.1 avg.) and a touchdown and three punt returns for 16 yards (5.3 avg.)
- Ran for more than 100 yards nine times during his career
- Started 12 games as a redshirt sophomore in 2011

- Named as a first-team All-Atlantic Coast Conference selection
- Rushed for 1,272 yards on 227 carries (5.6 avg.) and nine touchdowns
- Became the first Miami running back since Willis McGahee in 2002 to rush for more than 1,000 yards in a season
- It was the third-best single-season rushing total in program history, behind Willis McGahee (1,753 yards in 2002) and Edgerrin James (1,416 in 1998)
- Added 17 receptions for 85 yards (5.0 avg.) and a score
- Also returned seven kickoffs for 162 yards (23.4 avg.)
- Was the only back in country with a rush of 40 yards or more through each of the first four games of the season
- Rushed for 100-plus yards in each of first five games of season
- Played in 11 games with one start as a redshirt freshman in 2010
- Recorded 108 carries for 646 yards (6.0 avg.) and six touchdowns
- Added 11 receptions for 96 yards (8.7 avg.)
- Had eight kickoff returns for 214 yards (26.8 avg.) and a touchdown
- Also returned three punts for 16 yards
- Was twice named ACC Rookie of the Week
- Majored in liberal arts

PERSONAL:

- Attended Miami (Fla.) Killian High School
- Named first-team All-State recognition as a senior
- Led Miami-Dade in rushing with 217 carries for 1,749 yards and 22 touchdowns
- Earned second-team All-State honors as a junior
- Amassed 154 carries for 1,126 yards with 12 scores
- Also lettered in basketball and track and field
- Held a summer job while in high school at what was then called the Miami MetroZoo (it became Zoo Miami in the summer of 2010)
- Grew up a fan of the Miami Hurricanes
- Lists "Martin" and "The Jamie Foxx Show" as favorite television shows and Meek Mill as favorite recording artist
- Worked with local schools in team's bowling, Dave & Buster's, mini-golf and go-karting events
- Participated in the Miami Dolphins Foundation's Fins Weekend events
- Walked in support of WalkAbout Autism event at Sun Life Stadium
- Born April 25, 1991 in Miami, Fla.



COREY MOORE

SAFETY | 6-2 | 200 | GEORGIA

Hometown: Griffin, Ga. | 1st NFL Season | 1st with Texans | Age: 23
 Acquired: CFA-'15 | 2016 GP/GS: 16/8 | Career GP/GS (Playoffs): 17/8 (1/0)
 Teams: Houston 2015-16

43

TRANSACTIONS:

Signed by the Houston Texans as a college free agent on May 11, 2015...Waived by the Texans on Sept. 5, 2015...Signed to the Texans practice squad on Sept. 8, 2015...Signed to the Texans active roster on Dec. 29, 2015.

2016 (Houston 16/8):

- Appeared in all 16 games and made eight starts, tallying 23 tackles and three passes defended
- Also recorded nine passes defended, which ranked fourth on the team
- Played exclusively on special teams in Weeks 1-3
- Recorded one special teams tackle vs. Kansas City (9/18) in Week 2
- Saw his first action of the season on defense and contributed on special teams vs. Tennessee (10/2) in Week 4
- Saw his most significant action on defense and registered the first two tackles (one solo) of his career at Minnesota (10/9)
- Made the first start of his career and notched a career-high four tackles (two solo) vs. Indianapolis (10/16) in Week 6
- Started at Denver (10/24) in Week 7 and recorded two tackles (one solo)
- Made a third consecutive start and finished with three solo tackles and the first two passes defended of his career vs. Detroit (10/30) in Week 8
- Played exclusively on special teams at Jacksonville (11/13) in Week 10
- Recorded one solo tackle, a pass defended and a special teams tackle at Oakland (11/21) in Week 11
- Played three snaps on defense and contributed on special teams vs. San Diego (11/27) in Week 12
- Started his first game since Week 8 and made four solo tackles and contributed with one special teams tackle at Green Bay (12/4) in Week 13
- Made a second consecutive start and notched one tackle on both defense and special teams at Indianapolis (12/11)
- Notched three solo tackles and a pair of special teams tackles in his seventh start of the season vs. Cincinnati (12/24)
- Logged three tackles and made two special teams tackles at Tennessee (1/1/17) in Week 17

2015 (Houston 1/0, 1/0):

- Signed to the Texans active roster on Dec. 29 after spending all season on the practice squad
- Made his NFL debut vs. Jacksonville (1/3/16) and had one special teams tackle

COLLEGE:

- Played four seasons (2011-14) at the University of Georgia in Athens, Ga.
- Saw action in 12 games and made six starts in 2014, compiling 26 total tackles (20 solo)
- Recorded two career interceptions
- Appeared in 12 games (seven starts) in 2013, finishing with 35 tackles
- Recipient of the Erskine "Erk" Russell Football Scholarship (2011-13)
- Appeared in 14 games making one start (on offense) in 2012, and had 14 tackles, including one for a loss
- Appeared in 12 games in 2011

PERSONAL:

- Attended Griffin (Ga.) High School and was coached by Steve Devoursney
- Majored in communication studies at Georgia

2016 STATISTICS

REGULAR SEASON				TACKLES					SACKS		INTERCEPTIONS					FUMBLES			
Date	Opp	GP	GS	Tot	Solo	Asst	QBH	TFL	Sk	Yds	Int	Yds	Lg	TD	PD	FF	FR	Yds	TD
9/11	CHI	1	0	0	0	0	0	0	0.0	0.0	0	0	0	0	0	0	0	0	0
9/18	KC	1	0	0	0	0	0	0	0.0	0.0	0	0	0	0	0	0	0	0	0
9/22	at NE	1	0	0	0	0	0	0	0.0	0.0	0	0	0	0	0	0	0	0	0
10/2	TEN	1	0	0	0	0	0	0	0.0	0.0	0	0	0	0	0	0	0	0	0
10/9	at MIN	1	0	2	1	1	0	0	0.0	0.0	0	0	0	0	0	0	0	0	0
10/16	IND	1	1	4	2	2	0	0	0.0	0.0	0	0	0	0	0	0	0	0	0
10/24	at DEN	1	1	2	1	1	0	0	0.0	0.0	0	0	0	0	0	0	0	0	0
10/30	DET	1	1	3	3	0	0	0	0.0	0.0	0	0	0	0	2	0	0	0	0
11/13	at JAX	1	0	0	0	0	0	0	0.0	0.0	0	0	0	0	0	0	0	0	0
11/21	at OAK	1	0	1	1	0	0	0	0.0	0.0	0	0	0	0	1	0	0	0	0
11/27	SD	1	0	0	0	0	0	0	0.0	0.0	0	0	0	0	0	0	0	0	0
12/4	at GB	1	1	4	4	0	0	0	0.0	0.0	0	0	0	0	0	0	0	0	0
12/11	at IND	1	1	1	0	1	0	0	0.0	0.0	0	0	0	0	0	0	0	0	0
12/18	JAX	1	1	1	1	0	0	0	0.0	0.0	0	0	0	0	0	0	0	0	0
12/24	CIN	1	1	3	3	0	0	0	0.0	0.0	0	0	0	0	0	0	0	0	0
1/1/17	at TEN	1	1	3	3	0	0	0	0.0	0.0	0	0	0	0	0	0	0	0	0
Totals		16	8	23	18	5	0	0	0.0	0.0	0	0	0	0	3	0	0	0	0

ADDITIONAL STATISTICS

Special Teams Tackles: 9

CAREER STATISTICS

REGULAR SEASON				TACKLES					SACKS		INTERCEPTIONS					FUMBLES			
Year	Team	GP	GS	Tot	Solo	Asst	QBH	TFL	Sk	Yds	Int	Yds	Lg	TD	PD	FF	FR	Yds	TD
2015	HOU	1	0	0	0	0	0	0	0.0	0.0	0	0	0	0	0	0	0	0	0
2016	HOU	16	8	23	18	5	0	0	0.0	0.0	0	0	0	0	3	0	0	0	0
Totals		17	8	16	11	5	0	0	0.0	0.0	0	0	0	0	3	0	0	0	0

POSTSEASON				TACKLES					SACKS		INTERCEPTIONS					FUMBLES			
Year	Team	GP	GS	Tot	Solo	Asst	QBH	TFL	Sk	Yds	Int	Yds	Lg	TD	PD	FF	FR	Yds	TD
2015	HOU	1	0	0	0	0	0	0	0.0	0.0	0	0	0	0	0	0	0	0	0
Totals		1	0	0	0	0	0	0	0.0	0.0	0	0	0	0	0	0	0	0	0

ADDITIONAL STATISTICS

Special Teams Tackles (10): 2015 - 1; 2016 - 9

- 2010 Army All-America Team
- 2010 PrepStar Top 150 Dream Team
- SuperPrep All-America and All-Dixie teams
- ESPN.com four-star prospect, No. 15 DB nationally
- 2010 Atlanta Journal Constitution Top 50
- 2010 Georgia Athletic Coaches Association North-South All-Star Team
- 2010 Griffin Daily News All-Area ATH
- Backup quarterback as a senior
- Also lettered in basketball and track
- Born Jan. 28, 1993



KEITH MUMPHERY

WIDE RECEIVER | 6-0 | 210 | MICHIGAN STATE

Hometown: Vienna, Ga. | 2nd NFL Season | 2nd with Texans | Age: 24
Acquired: D5-'15 | 2016 GP/GS: 11/3 | Career GP/GS (Playoffs): 27/6 (1/0)
Teams: Houston 2015-16

12

TRANSACTIONS:

Selected by the Houston Texans with the 39th pick in the fifth round (175th overall) of 2015 NFL Draft.

2016 (Houston 11/3):

- Inactive for Weeks 1 and 2
- Played six snaps on offense and contributed on special teams at New England (9/22) in Week 3
- Played exclusively on special teams and recorded his first special teams tackle of the season vs. Tennessee (10/2) in Week 4
- Inactive for Week 5 at Minnesota (10/9)
- Saw action primarily on special teams vs. Indianapolis (10/16) in Week 6
- Inactive for Week 7 at Denver (10/24) and Week 8 vs. Detroit (10/30)
- Played 20 snaps on offense and contributed on special teams but did not record any statistics at Jacksonville (11/13) in Week 10
- Caught his first two passes of the season for 12 yards at Oakland (11/21) in Week 11
- Notched his second special teams tackle of the season at Green Bay (12/4) in Week 13
- Made his first start of the year and tied a season high with two receptions for 16 yards at Indianapolis (12/11) in Week 14
- Started a second consecutive game and caught one pass for 11 yards vs. Jacksonville (12/18) in Week 15
- Logged two receptions for seven yards in his third start of the season vs. Cincinnati (12/24) in Week 16
- Set season highs with three receptions for 23 yards at Tennessee (1/1/17) in Week 17

2015 (Houston 16/3, 1/0):

- Caught two passes for 23 yards (11.5 avg) and a long of 17 vs. Kansas City (9/13)
- Also made one special teams tackle (9/13)
- Recorded his first career reception for six yards in the first quarter vs. Kansas City (9/13)
- Returned four punts for 14 yards (9/13)
- Returned six punts for a single-game career-high 58 yards (9.7 avg.) at Carolina (9/20). Totaled the most punt return yards for the Texans since WR Keshawn Martin posted 70 vs. Denver on Dec. 22, 2013
- Returned three kickoffs for 70 yards (23.3 avg.) at Atlanta (10/4), the highest totals by any Texans player in 2015
- Compiled career highs of four receptions for 56 yards at Atlanta (10/4)
- Caught a career-long 26-yard pass in the third quarter at Atlanta (10/4)
- Made his first career start vs. Indianapolis (10/8)
- Recorded a 41-yard kickoff return in the first quarter at Miami (10/25), a personal career-long and season-long for the Texans. It marked the team's longest kickoff return since another 41-yard kickoff return in Week 4 of the 2014 season
- Totaled a single-game career-high 88 kickoff return yards and added 21 punt return yards for a total of 109 combined return yards at Miami (10/25), which is the most by a Texans player since WR Keshawn Martin tallied 187 combined return yards vs. Oakland on Nov. 17, 2013
- Totaled 10 punt return yards and 64 kickoff return yards at Cincinnati (11/16)
- Passed RB Vernand Morency (437) for the third-most combined (punt and kickoff) return yards by a rookie in franchise history
- Finished the game vs. N.Y. Jets (11/22) with five punt returns for 24 yards
- Tallied 83 combined return yards (52 kickoff, 31 punt) vs. New Orleans (11/29) and surpassed 500 for the season
- Returned four punts for 37 yards (9.3 avg.) at Tennessee (12/27)
- Logged a season-long 20-yard punt return in the second quarter at Tennessee (12/27)

2016 OFFENSIVE STATISTICS

REGULAR SEASON				RECEIVING					RUSHING				
Date	Opp	GP	GS	Rec	Yds	Avg	Lg	TD	Att	Yds	Avg	Lg	TD
9/11	CHI					INACTIVE							
9/18	KC					INACTIVE							
9/22	at NE	1	0	0	0	0.0	0	0	0	0	0.0	0	0
10/2	TEN	1	0	0	0	0.0	0	0	0	0	0.0	0	0
10/9	at MIN					INACTIVE							
10/16	IND	1	0	0	0	0.0	0	0	0	0	0.0	0	0
10/24	at DEN					INACTIVE							
10/30	DET					INACTIVE							
11/13	at JAX	1	0	0	0	0.0	0	0	0	0	0.0	0	0
11/21	at OAK	1	0	2	12	6.0	8	0	0	0	0.0	0	0
11/27	SD	1	0	0	0	0.0	0	0	0	0	0.0	0	0
12/4	at GB	1	0	0	0	0.0	0	0	0	0	0.0	0	0
12/11	at IND	1	1	2	16	8.0	10	0	0	0	0.0	0	0
12/18	JAX	1	1	1	11	11.0	11	0	0	0	0.0	0	0
12/24	CIN	1	1	2	7	3.5	5	0	0	0	0.0	0	0
1/1/17	at TEN	1	0	3	23	7.7	10	0	0	0	0.0	0	0
Totals		11	3	10	69	6.9	11	0	0	0	0.0	0	0

ADDITIONAL STATISTICS

Special Teams Tackles: 1

CAREER OFFENSIVE STATISTICS

REGULAR SEASON				RECEIVING					RUSHING				
Year	Team	GP	GS	Rec	Yds	Avg	Lg	TD	Att	Yds	Avg	Lg	TD
2015	HOU	16	3	14	129	21.5	26	0	0	0	0.0	0	0
2016	HOU	11	3	10	69	6.9	11	0	0	0	0.0	0	0
Totals		27	6	24	198	8.3	26	0	0	0	0.0	0	0

POSTSEASON				RECEIVING					RUSHING				
Year	Team	GP	GS	Rec	Yds	Avg	Lg	TD	Att	Yds	Avg	Lg	TD
2015	HOU	1	0	0	0	0.0	0	0	0	0	0.0	0	0
Totals		1	0	0	0	0.0	0	0	0	0	0.0	0	0

CAREER GAME HIGHS

Receptions: 4, 2x – last: vs. IND, 10/8/15 | Receiving Yards: 56 at ATL, 10/4/15 | Receiving Long: 26 at ATL, 10/4/15

CAREER RETURN STATISTICS

REGULAR SEASON				KICKOFFS					PUNTS				
Year	Team	GP	GS	KR	Yds	Avg	Lg	TD	PR	Yds	Avg	Lg	TD
2015	HOU	16		14	338	24.1	41	0	36	280	7.8	20	0
Totals		16		14	338	24.1	41	0	36	280	7.8	20	0

POSTSEASON				KICKOFFS					PUNTS				
Year	Team	GP	GS	KR	Yds	Avg	Lg	TD	PR	Yds	Avg	Lg	TD
2015	HOU	1		0	0	0.0	0	0	0	0	0.0	0	0
Totals		1		0	0	0.0	0	0	0	0	0.0	0	0

ADDITIONAL STATISTICS

Special Teams Tackles (4): 2015 - 4; 2016 - 1 | Fumble Recoveries: 3 (Weeks 1, 11 and 12) | Misc. Tackles: 1

CAREER GAME HIGHS

Kick Returns: 3, 3x – last: at CIN, 11/16/15 | Kick Return Yards: 88 at MIA, 10/25/15 | Kick Return Long: 41 at MIA, 10/25/15
Punt Returns: 6 at CAR, 9/20/15 | Punt Return Yards: 58 at CAR, 9/20/15 | Punt Return Long: 20 at TEN, 12/27/15

KEITH MUMPHERY

- Three-year starter at flanker and four-year letterwinner who recorded 88 catches for 1,348 yards (15.3 avg.) and seven touchdowns in 54 career games, including 26 starts
- Also had 14 carries for 125 yards (8.9 avg.) and one touchdown in his career
- Started in 11 of 13 games for the Spartans as a senior in 2014 and ranked second on the team in receiving yards (495) and tied for fourth in receptions (26) and scored four touchdowns (three receiving, one rushing)
- Won the Clarence Underwood Sportsmanship Award in 2014
- Had 18 catches for 299 yards (16.6 avg.) and three touchdowns in 2013
- Academic All-Big Ten honoree in 2012 and 2013
- Recipient of MSU's Football Player Association's Community Service & Outreach Award in 2013 and 2014
- Led the team in receptions (42) and ranked second in receiving yards (515) in 2012
- Saw action in all 13 games, including 12 starting assignments at flanker in 2012
- Tied for team lead with seven catches of 20-plus yards and 28 first-down catches in 2012
- Honored with the Harold & Raynor Shnyder Office of the Provost Award at the Spartan Academic Excellence Gala in 2011
- Saw action in all 14 games, primarily on special teams, to earn his first letter in 2011
- Redshirted the 2010 season, but presented the 2010 Jim Adams Award and selected Scout Team Offensive Player of the Year

PERSONAL:

- Two-year starter for Coach Darryl Silas at Dooly County High School in Vienna, Ga.
- Named to SuperPrep's All-Dixie and PrepStar's All-Southeast Teams
- Had 37 receptions for 611 yards (16.5 avg.) and 16 touchdowns as a senior
- Caught nine passes for 123 yards and two scores vs. Northeast Macon in 2009
- Earned first-team all-state honors from The Atlanta Journal-Constitution as a junior
- 2008 honorable mention all-state pick by The Associated Press and Georgia Sports Writers Association
- Selected first-team All-Middle Georgia as a junior when he had 49 catches for 970 yards (19.8 avg.) and 14 touchdowns in 2008
- Recorded 78 tackles and two interceptions, returning one for a touchdown as a junior



ROBERT NELSON

CORNERBACK | 5-10 | 170 | ARIZONA STATE

Hometown: Lakeland, Fla. | 2nd NFL Season | 1st with Texans | Age: 26
 Acquired: FA-'15 | 2016 GP/GS: 11/0 | Career GP/GS (Playoffs): 18/0 (0/0)
 Teams: Cleveland 2014; Arizona 2015; Houston 2015-16

32

TRANSACTIONS:

Signed by the Cleveland Browns as a college free agent on May 19, 2014...Waived by the Browns on Sept. 5, 2015...Signed to the Arizona Cardinals practice squad on Sept. 8, 2015...Signed to the Cardinals active roster on Nov. 11, 2015...Waived by the Cardinals on Dec. 1, 2015...Signed to the Houston Texans practice squad on Dec. 30, 2015...Signed by the Texans on Jan. 11, 2016...Waived by the Texans on Sept. 3, 2016...Signed to the Texans practice squad on Sept. 4, 2016...Signed to the Texans active roster on Oct. 13, 2016.

2016 (Houston 11/0):

- Tied for the team lead with 11 special teams tackles in just 11 games played
- Spent Weeks 1-5 on the Texans practice squad
- Elevated from the practice squad to the active roster on Oct. 13
- Made his 2016 debut and intercepted Colts QB Andrew Luck in the second quarter for his first career interception vs. Indianapolis (10/16) in Week 6
- Also tied for the team lead with two special teams tackles vs. Indianapolis (10/16) in Week 6
- Contributed with one special teams tackle at Denver (10/24) in Week 7
- Led the team with a career-high three special teams tackles vs. Detroit (10/30) in Week 8
- Recorded a special teams tackle at Jacksonville (11/13) in Week 10
- Played exclusively on special teams at Oakland (11/21) in Week 11
- Logged one special teams tackle vs. San Diego (11/27) in Week 12
- Led the team with two special teams tackles, giving him three games with multiple special teams tackles, at Green Bay (12/4) in Week 13
- Tallied a career-high five tackles (four solo) and contributed one pass defended at Indianapolis (12/11) in Week 14
- Notched one special teams tackle vs. Cincinnati (12/24) in Week 16
- Registered two solo tackles at Tennessee (1/1/17) in Week 17

2015 (Arizona 0/0; Houston 0/0):

- Spent training camp with the Browns before being signed to the Cardinals practice squad, where he spent Weeks 1-9
- Joined the Cardinals active roster in Week 10 and was active once in three games but did not see game action
- Signed to the Texans practice squad in Week 17

2014 (Cleveland 7/0):

- Appeared in seven games for the Browns while playing mostly on special teams

COLLEGE:

- Played two seasons (2012-13) at Arizona State University in Tempe, Ariz. after redshirting the 2011 campaign and playing two seasons (2009-10) at the University of Louisiana at Monroe (La.)
- Registered 73 tackles, nine interceptions and two fumble recoveries in 27 games (14 starts) with the Sun Devils
- Led the team in 2013 with six interceptions, including one interception-return touchdown
- Started all 14 games, finishing with 57 tackles (44 solo) and 18 passes defended
- Named Pac-12 Player of the Week for his performance against Oregon State (Nov. 16), which included two interceptions, one interception-return touchdown and a blocked field goal
- Played in 13 games as a junior (one start)
- Totaled 16 tackles (13 solo), six passes defended and three interceptions

2016 STATISTICS

REGULAR SEASON				TACKLES					SACKS		INTERCEPTIONS					FUMBLES			
Date	Opp	GP	GS	Tot	Solo	Asst	QBH	TFL	Sk	Yds	Int	Yds	Lg	TD	PD	FF	FR	Yds	TD
9/11	CHI																		
9/18	KC																		
9/22	at NE																		
10/2	TEN																		
10/9	at MIN																		
10/16	IND	1	0	0	0	0	0	0	0.0	0.0	1	0	0	0	1	0	0	0	0
10/24	at DEN	1	0	0	0	0	0	0	0.0	0.0	0	0	0	0	0	0	0	0	0
10/30	DET	1	0	0	0	0	0	0	0.0	0.0	0	0	0	0	0	0	0	0	0
11/13	at JAX	1	0	0	0	0	0	0	0.0	0.0	0	0	0	0	0	0	0	0	0
11/21	at OAK	1	0	0	0	0	0	0	0.0	0.0	0	0	0	0	0	0	0	0	0
11/27	SD	1	0	0	0	0	0	0	0.0	0.0	0	0	0	0	0	0	0	0	0
12/4	at GB	1	0	1	1	0	0	0	0.0	0.0	0	0	0	0	0	0	0	0	0
12/11	at IND	1	0	5	4	1	0	0	0.0	0.0	0	0	0	0	1	0	0	0	0
12/18	JAX	1	0	1	1	0	0	0	0.0	0.0	0	0	0	0	0	0	0	0	0
12/24	CIN	1	0	0	0	0	0	0	0.0	0.0	0	0	0	0	0	0	0	0	0
1/1/17	at TEN	1	0	2	2	0	0	0	0.0	0.0	0	0	0	0	0	0	0	0	0
Totals		11	0	9	8	1	0	0	0.0	0.0	1	0	0	0	2	0	0	0	0

ADDITIONAL STATISTICS

Special Teams Tackles: 11

CAREER STATISTICS

REGULAR SEASON				TACKLES					SACKS		INTERCEPTIONS					FUMBLES			
Year	Team	GP	GS	Tot	Solo	Asst	QBH	TFL	Sk	Yds	Int	Yds	Lg	TD	PD	FF	FR	Yds	TD
2014	CLE	7	0	0	0	0	0	0	0.0	0.0	0	0	0	0	0	0	0	0	0
2015	ARI/HOU	0	0	0	0	0	0	0	0.0	0.0	0	0	0	0	0	0	0	0	0
2016	HOU	11	0	9	8	1	0	0	0.0	0.0	1	0	0	0	2	0	0	0	0
Totals		18	0	9	8	1	0	0	0.0	0.0	1	0	0	0	2	0	0	0	0

- Redshirted in 2011 after transferring from University of Louisiana-Monroe
- Totaled 55 tackles, 4.5 tackles for loss, two interceptions, one interception-return touchdown and a sack as a sophomore at UL-Monroe
- Played in five games as a true freshman, finishing with six tackles (five solo)
- Majored in criminal justice/sociology at Arizona State

PERSONAL:

- Attended North Gwinnett High School in Suwanee, Ga., where he earned all-region accolades in three sports
- Earned first-team all-region in football, leading his team to a 13-2 record and a berth in the state championship game
- Totaled 26 tackles and a team-high 15 passes defended
- Returned two of three interceptions for touchdowns and returned two kicks for scores
- Also lettered in baseball, basketball, track and wrestling
- Given name is Robert Nelson Jr.
- Born in Lakeland, Fla.
- Got the nickname "Chevis" at a young age from his aunt
- Nelson's cousin, Ricky Barnum, was an offensive lineman and three-year letterman at the University of Michigan
- Previously worked at a car wash and as a cook at a barbecue restaurant
- Became the legal guardian of his nephew, Shakiah Taylor, and moved him to Arizona during his junior year at ASU



NICK NOVAK

KICKER | 6-0 | 200 | MARYLAND

Hometown: Charlottesville, Va. | 9th NFL Season | 2nd with Texans | Age: 35

Acquired: FA-'15 | 2016 GP/GS: 16/0 | Career GP/GS (Playoffs): 111/0 (4/0)

Teams: WAS 2005; ARZ 2005; WAS 2006; KC 2008; SD 2011-14; HOU 2015-16

8

TRANSACTIONS:

Signed by the Chicago Bears on April 29, 2005... Waived by the Bears on Aug. 29, 2005... Claimed by the Dallas Cowboys on Aug. 30, 2005... Waived by the Cowboys on Sept. 3, 2005... Signed by the Washington Redskins on Sept. 13, 2005... Waived by the Redskins on Nov. 5, 2005... Signed by the Arizona Cardinals on Dec. 3, 2005... Re-signed with the Cardinals on April 6, 2006... Waived by the Cardinals on Aug. 28, 2006... Signed by the Redskins on Oct. 10, 2006... Waived by the Redskins on Dec. 4, 2006... Re-signed with the Bears on Feb. 16, 2007... Waived by the Bears on Aug. 27, 2007... Signed by the Kansas City Chiefs on March 4, 2008... Waived by the Chiefs on Oct. 21, 2008... Signed by the San Diego Chargers on April 27, 2010... Waived by the Chargers on Sept. 4, 2010... Signed by N.Y. Jets on Feb. 9, 2011... Waived by the Jets on Aug. 30, 2011... Signed by the Chargers on Sept. 13, 2011... Released by the Chargers on Aug. 31, 2012... Re-signed with the Chargers on Sept. 29, 2012... Signed contract extension with the Chargers on March 12, 2013... Released by the Chargers on Sept. 5, 2015... Signed by the Houston Texans on Sept. 29, 2015... Re-signed with the Texans on March 10, 2016.

CAREER:

- With 210 points scored as a Houston Texan, passed Owen Daniels (174) for the sixth-most career points scored in Texans history
- Became the sixth player in Texans history to surpass 200 total points
- Played for the Dallas Cowboys, Washington Redskins, Arizona Cardinals, San Diego Chargers, Kansas City Chiefs, and N.Y. Jets of the NFL, as well as the Cologne Centurions and Florida Tuskers, before joining the Texans
- Signed by the Chicago Bears and allocated to NFL Europa where he was the placekicker for the Cologne Centurions in NFL Europa's final season in 2007
- Set the UFL record for the longest field goal with a 54-yarder in his United Football League debut against the Las Vegas Locomotives in 2010
- Kicked two successful 50-plus-yard field goals in a game for the first time in his career vs. Jacksonville (1/3/16)

2016 (Houston 16/0):

- Tied for second in the NFL with 35 made field goals, which marked the most field goals made in a single season in Texans history and a personal single-season career high
- Made 16 consecutive field goals from Week 11-16, which tied for the second-longest streak in franchise history
- With 127 points on the season, passed Kris Brown (124 in 2008) and Neil Rackers (124 in 2010) for the fourth-most points scored in a single season in Texans history
- Scored 11 total points (three FGs, two PATs), which marked his fourth straight regular season game with 10-or-more points scored, dating back to Week 15 of the 2015 season, vs. Chicago (9/11)
- Made 4-of-5 field goals and one PAT for a season-high 13 points, marking his fifth straight regular season game with 10-or-more points, dating back to Week 15 of the 2015 season, vs. Kansas City (9/18)
- Connected on 2-of-3 field goal attempts, including a career-high-tying 53-yarder, and 3-of-3 PATs for nine total points vs. Tennessee (10/2) in Week 4
- Played in his 100th NFL game and scored seven points after making 2-of-3 field goals and

2016 STATISTICS

REGULAR SEASON			FIELD GOALS					PAT				KICKOFFS			
Date	Opp	GP	FG	FGA	Pct	Lg	Blk	PAT	PATA	Pct	Blk	Pts	KO	TB	Pct
9/11	CHI	1	3	3	100.0	38	0	2	2	100.0	0	11	6	1	16.7
9/18	KC	1	4	5	80.0	43	0	1	1	100.0	0	13	6	0	0.0
9/22	at NE	1	0	0	0.0	0	0	0	0	0.0	0	0	1	0	0.0
10/2	TEN	1	2	3	66.7	53	0	3	3	100.0	0	9	6	0	0.0
10/9	at MIN	1	2	3	66.7	38	0	1	1	100.0	0	7	2	0	0.0
10/16	IND	1	2	2	100.0	33	0	2	3	66.7	0	8	6	0	0.0
10/24	at DEN	1	3	3	100.0	43	0	0	0	0.0	0	9	4	3	75.0
10/30	DET	1	2	2	100.0	36	0	2	2	100.0	0	8	5	0	0.0
11/13	at JAX	1	1	3	33.3	51	0	3	3	100.0	0	6	5	3	60.0
11/21	at OAK	1	2	2	100.0	32	0	2	2	100.0	0	8	5	5	100.0
11/27	SD	1	2	2	100.0	45	0	1	1	100.0	0	7	4	2	50.0
12/4	at GB	1	0	0	0.0	0	0	1	2	50.0	0	1	3	0	0.0
12/11	at IND	1	5	5	100.0	52	0	1	1	100.0	0	16	7	5	71.4
12/18	JAX	1	4	4	100.0	45	0	1	1	100.0	0	13	6	4	66.7
12/24	CIN	1	2	2	100.0	25	0	0	1	0.0	1	6	4	0	0.0
1/1/17	at TEN	1	1	2	50.0	26	0	2	2	100.0	0	5	4	0	0.0
Totals		16	35	41	85.4	53	0	22	25	88.0	1	127	74	23	31.1

ADDITIONAL STATISTICS

Special Teams Tackles: 1

CAREER STATISTICS

REGULAR SEASON			FIELD GOALS					PAT				KICKOFFS			
Date	Team	GP	FG	FGA	Pct	Lg	Blk	PAT	PATA	Pct	Blk	Pts	KO	TB	Pct
2005	WAS	5	5	7	71.4	40	2	15	15	100.0	0	30	24	0	0.0
2005	ARI	5	3	3	100.0	35	0	0	0	0.0	0	9	24	1	4.2
2006	WAS	6	5	10	50.0	47	0	10	10	100.0	0	25	20	0	0.0
2008	KC	6	6	10	60.0	43	0	7	7	100.0	0	25	20	0	0.0
2011	SD	15	27	34	79.4	53	0	41	42	97.6	1	122	84	30	35.7
2012	SD	13	18	20	90.0	51	0	33	33	100.0	0	87	60	22	36.7
2013	SD	16	34	37	91.9	50	2	42	42	100.0	0	144	92	18	19.6
2014	SD	16	22	26	84.6	52	1	40	40	100.0	0	106	78	10	12.8
2015	HOU	13	18	21	85.7	51	0	29	31	93.5	0	83	61	23	37.7
2016	HOU	16	35	41	85.4	53	0	22	25	88.0	1	127	74	23	31.1
Totals		111	173	209	82.8	53	5	239	244	98.0	2	758	498	126	25.3

POSTSEASON

Date	Team	GP	FG	FGA	Pct	Lg	Blk	PAT	PATA	Pct	Blk	Pts	KO	TB	Pct
2013	SD	2	3	4	75.0	30	0	5	5	100.0	0	14	10	0	0.0
2015	HOU	1	0	0	0.0	0	0	0	0	0.0	0	0	1	0	0.0
Totals		3	3	4	75.0	30	0	5	5	100.0	0	14	11	0	0.0

ADDITIONAL STATISTICS

Special Teams Tackles (11): 2005 - 2; 2006 - 1; 2012 - 1; 2013 - 5; 2015 - 1; 2016 - 1

CAREER GAME HIGHS

FGs: 5, 2x – last: at IND, 12/11/16 | FG Attempts: 5, 5x – last: at IND, 12/11/16 | FG Long: 53, 2x – last: vs. TEN, 10/2/16

PATs: 7 vs. SF, 10/23/05 | PAT Attempts: 7 vs. SF, 10/23/05 | Points: 17 at DEN, 10/9/11

- one PAT at Minnesota (10/9) in Week 5
- Scored eight points on two field goals and two extra points, including a game-winning 33-yard field goal in overtime, vs. Indianapolis (10/16)
- Scored nine total points after converting 3-of-3 field goals at Denver (10/24) in Week 7
- Made 2-of-2 field goal attempts and 2-of-2 PAT attempts for eight total points vs. Detroit (10/30) in Week 8
- Scored eight total points after connecting on 2-of-2 field goal attempts and 2-of-2 PAT attempts at Oakland (11/21) in Week 11
- Scored a season-high 16 total points after tying a career high with five made field goals (five attempts) and connecting on one PAT at Indianapolis (12/11) in Week 14
- Notched 13 points on 4-of-4 field goals and one PAT vs. Jacksonville (12/18) in Week 15
- Connected on 2-of-2 field goal attempts, moving him past Neil Rackers (32 in 2011) for the

NICK NOVAK

- most field goals made in a single season in Texans history, vs. Cincinnati (12/24) in Week 16
- Snapped a streak of 16 consecutive field goals made but scored five total points after connecting on 1-of-2 field goals and 2-of-2 extra points at Tennessee (11/17) in Week 17

2015 (Houston 13/0, 1/0):

- Signed by the Houston Texans on Sept. 29
- Made his season debut at Atlanta (10/4), missing one 53 yard field goal attempt and making all three extra point attempts
- Scored eight points in the game vs. Indianapolis (10/8)
- Made a 36-yard field goal in the first quarter, his first with the Texans, vs. Indianapolis (10/8)
- Connected on a 49-yard field goal attempt in the fourth quarter vs. Indianapolis (10/8)
- Scored seven points after making one field goal and four extra point attempts at Jacksonville (10/18)
- Made a 41-yard field goal in the second quarter to give the Texans a 10-7 lead at Jacksonville (10/18)
- Scored eight points on two made field goals and two made extra points vs. Tennessee (11/1)
- Made a 38-yard field goal in the second quarter to increase the Texans' lead to 10-3 vs. Tennessee (11/1)
- Kicked a 24-yard field goal through the uprights in the fourth quarter to extend the team's lead to 20-6 vs. Tennessee (11/1)
- Made a 22-yard field goal in the second quarter (11/16) to tie the game at three
- Finished with four points for the game at Cincinnati (11/16)
- Made a 20-yard field goal in the second quarter to give the Texans a 3-0 lead
- Added three extra points for a total of six points in the game vs. N.Y. Jets (11/22)
- Made a 34-yard field goal in the third quarter to give the Texans a 24-6 lead (11/29)
- Totaled six points on one made field goal and three extra points vs. New Orleans (11/29)
- Scored six points on two made field goals vs. New England (12/13)
- Increased his streak of consecutive field goals made to 10, dating back to Week 5 against Indianapolis (10/8)
- Made a 37-yard field goal in the first quarter, cutting the Patriots lead to 7-3 (12/13)
- Made a 45-yard field goal in the second quarter, cutting the Patriots lead to 10-6 (12/13)
- Made three field goals and one extra point for 10 points at Indianapolis (12/20), as he topped 600 career points
- Kicked a 22-yard field goal in the second quarter at Indianapolis (12/20) for the team's first points of the day
- Made a 46-yard field goal in the third quarter, cutting the Colts' lead to 10-6 at Indianapolis (12/20)
- Made a 32-yard field goal in the fourth quarter, increasing the Texans' lead to 16-10 at Indianapolis (12/20)
- Had 10 points scored after making four extra points and two field goals from 22 and 36 yards out at Tennessee (12/27)
- Scored 12 points on three made field goals and three extra points vs. Jacksonville (1/3/16)
- Finished the season with three straight games with 10-or-more points
- Kicked two successful 50-plus-yard field goals in a game for the first time in his career vs. Jacksonville (1/3/16)
- Made a 29-yard field goal in the first quarter to give the Texans a 3-0 lead vs. Jacksonville (1/3/16)
- Made a season-long 51-yard field goal in the second quarter to give the team a 20-3 lead vs. Jacksonville (1/3/16)
- Made another 51-yard field goal in the fourth quarter to give the Texans a 23-6 lead vs. Jacksonville (1/3/16)

2014 (San Diego 16/0):

- Hit 3-of-3 field goals in 30-21 win over defending Super Bowl champion Seattle Sept. 14, including makes of 50 and 43 yards (9/14)
- Third field goal from 28 yards with 16 seconds left in game was 21st-consecutive (dating to 2013), tying John Carney for third-longest streak in team history
- Named AFC Special Teams Player of Week after going 4-for-4 on field goals vs. Jacksonville (9/28) to reach 100 attempts needed to qualify for team's all-time field goal percentage list
- Improved to 89-of-101 for Chargers career and 88.1 pct conversion rate became highest in team history (Nate Kaeding, 87.0 pct.)
- Also versus Jaguars, scored 15 points to raise career total with Chargers to 393 to overtake Dennis Pardee for seventh on the team's career scoring list
- Tied franchise record with 29th consecutive made field goal in fourth quarter at Oakland (10/12)
- Hit two field goals (24 and 48 yards) vs. Kansas City (10/19), 30th and 31st consecutive made field goals to set new team record, breaking previous mark of 29 set by John Carney (1992-93)
- 48-yarder tied game at 20-20 with 1:57 left in fourth quarter
- Nov. 16 vs. Oakland, had franchise-record streak of 32 consecutive made field goals came to end when he missed 48-yard field goal wide left vs. Oakland (11/16)
- Was first miss since Nov. 10, 2013
- Bounced back to hit season-long 52 yarder, one yard shy of career long, for final points in 13-6 win over Oakland (11/16)
- Matched season-long with 52-yard field goal at Baltimore (11/30)
- Took over punting duties after P Mike Scifres injured shoulder during second quarter blocked punt on NBC's Sunday Night Football vs. New England (12/7)

- Punted six times for 240 yards (40.0 avg.) with long of 51 and one inside 20
- 30-yard field goal in second quarter vs. Denver (12/14) was 100th make as a Charger
- Made 40-yard game-winning field goal in overtime in 38-35 win at San Francisco (12/20)

2013 (San Diego 16/0):

- All-AFC West by ESPN
- Went 11-for-11 from beyond 40 yards during regular season
- Hit 17 straight to close out year
- 144 total points and 34 field goals both third in league
- Hit 46-yard game-winner with seven seconds remaining to cap off 4-of-4 day in 33-30 win at Philadelphia Sept. 15
- Also hit from 49 and 44 vs. Eagles
- Three field goals for deciding points in 30-21 win vs. Dallas (9/29)
- Raised career field goals total to 53, breaking tie with George Blair (50) for fifth on team's all-time list
- AFC Special Teams Player of Week after 19-9 win over Indianapolis Oct. 14 on ESPN's MNF
- Scored 13 of team's 19 points and hit four field goals, including 50-yarder with 1:55 left in game to seal victory
- Two field goals and two extra points vs. Denver (11/10) to raise his career point total to 283, good for ninth on team's career scoring list, passing Paul Lowe (276) and Charlie Joiner (282)
- 76th-consecutive extra point on vs. Cincinnati (12/1), tying John Carney's (1991-93) mark for third-longest streak in team history
- Hit 69th, 70th and 71st field goals of Chargers career vs. N.Y. Giants (12/8) and tied Dennis Pardee for fourth on team's career field goals list
- Broke tie with Pardee with two field goals in 27-20 win at Denver (12/12)
- Named AFC Special Teams Player of Week after hitting 4-of-4 field goals, including 48-yarder in late third quarter vs. Oakland (12/22)
- Two field goals, including 36-yard game-winner in overtime to send Chargers to playoffs vs. Kansas City (12/29)
- They were 33rd and 34th field goals of season, tying John Carney's single-season record
- Scored nine points vs. Chiefs to raise career total to 353 and move into eighth on team's career scoring list, passing Gary Garrison (348)

2012 (San Diego 13/0):

- Hit from 24, 47 and 45 in season debut during 37-20 win at Kansas City (9/30)
- 32nd career field goal vs. Denver (10/15) to move into tie with Ray Wersching for seventh on team's career field goals list
- Two field goals, including 51-yarder, to move into tie with Steve Christie (42) for sixth on team's all-time list at Pittsburgh (12/9)
- 51-yard effort was only sixth of 50 yards or longer in history of Heinz Field
- Second 51-yarder of season in 27-17 win at N.Y. Jets (12/23)

2011 (San Diego 15/0):

- Career-high five field goals, including 51-yarder, in 29-24 win at Denver (10/9)
- Touchbacks on 7-of-8 kickoffs at Denver (10/9)
- 52-yarder vs. Green Bay (11/6)
- Career-long 53-yarder vs. Denver (11/27)
- 51-yard field goal Dec. 18 on NBC Sunday Night Football vs. Baltimore was team-record 11th make from 40 yards or longer
- 51-yard field goal at Oakland (11/12) was team-record fifth of season from 50+ yards

2008 (Kansas City 6/0):

- Season-high four field goals vs. Denver (9/28)

2006 (Washington 6/0):

- Season-long 47-yarder vs. Dallas (11/5)

2005 (Washington 5/0; Arizona 5/0):

- Game-winning 39-yard field goal for Washington vs. Seattle (10/2)

COLLEGE:

- Played four seasons (2001-04) at the University of Maryland in College Park, Md. after redshirting the 2000 campaign
- Jim Tatum Award as top ACC senior student-athlete
- Honorable mention All-ACC in 2004
- ACC all-time leader and fifth in NCAA (393 career points) at graduation
- First-team All-ACC in '03 and '02
- School-record 125 points as sophomore
- Finished career 80-of-107 on field goals and 153-of-159 on extra points
- Redshirted in 2000
- Became the ACC's all-time leading scorer, kicking a field goal allowing him to surpass Scott Bentley's career total of 324 points
- Ended his college career with 393 points, best in the league and fifth-best all-time amongst kickers in the NCAA at the time of his graduation
- Awarded the Jim Tatum Award by the ACC, given annually to the top senior student-athlete among the league's football players
- Remains the only Maryland player to receive that award

NICK NOVAK

- Two-time member of the All-ACC Academic Football team
- Three-time member of the ACC Honor Roll
- Made Maryland's Dean's List on three occasions
- Three-time CoSida Academic All-District selection
- Named the 2004 LeFrak Scholar, an honor given to a Maryland football player, basketball player and track athlete who "exhibits extraordinary athletic ability, leadership and athletic achievement."
- A member of the Maryland Alpha chapter of Phi Delta Theta at Maryland
- Selected to be commemorated in a special edition poster recognizing the top 30 figures in Maryland football history in 2007
- Degree in kinesiology

PERSONAL:

- Two-time all-state kicker at Albemarle High in Charlottesville, Va.
- Born in San Diego
- Won soccer prep state championship on teams with twin brother, Chris
- Parents are Drs. Julie and Bob Novak, Professors at the University of Texas Health Science Center in San Antonio
- With an eye toward his post-football livelihood, participated in The NFL's Business Management and Entrepreneurial Program at the Harvard Business School in 2011



BROCK OSWEILER

QUARTERBACK | 6-8 | 235 | ARIZONA STATE

Hometown: Coeur d'Alene, Idaho | 5th NFL Season | 1st with Texans | Age: 26
 Acquired: UFA-'16 (DEN) | 2016 GP/GS: 15/14 | Career GP/GS (Playoffs): 36/21 (0/0)
 Teams: Denver 2012-15; Houston 2016

17

TRANSACTIONS:

Selected by the Denver Broncos with the 25th pick in the second round (57th overall) of the 2012 NFL Draft...Signed by the Houston Texans on March 10, 2016.

CAREER:

- A fifth-year quarterback who completed 187-of-305 passes (61.3%) for 2,126 yards with 11 touchdowns in 21 games (seven starts) with Denver
- Led Denver to a 5-2 record in his seven starts in 2015, completing 170-of-275 passes (61.8%) for 1,967 yards with 10 touchdowns and six interceptions (86.4 rtg.)
- Selected as AFC Offensive Player of the Week after winning his first career NFL start at Chicago (11/22/15), completing 20-of-27 passes for 250 yards (74.1 pct.) and two touchdowns (127.1 rtg.)
- Named one of the NFLPA's Community MVPs in 2014 for his work with Rocky Mountain Hospital for Children
- Started 15-of-25 games played at Arizona State University and completed 412-of-680 (60.6%) passes for 5,082 yards with 33 touchdowns and 15 interceptions
- Left for the NFL after his junior campaign in which he opened all 13 contests for the Sun Devils and became just the fourth player in Pac-12 Conference history to throw for 4,000 yards
- Originally committed to attend Gonzaga University on a basketball scholarship before electing to pursue football instead at ASU
- Selected by the Broncos in the second round (57th overall) of the 2012 NFL Draft

2016 (Houston 15/14):

- Set career highs in games played (15), starts (14), completions (301), attempts (510), passing yards (2,957), passing touchdowns (15), rushing attempts (30), rushing yards (131) and rushing touchdowns (2)
- Started his first game as a Texan and completed 22-of-35 passes for 231 yards, two touchdowns, one interception and an 89.1 passer rating vs. Chicago (9/11)
- Completed 19-of-33 passes for 268 yards, one touchdown, two interceptions and a 68.8 passer rating vs. Kansas City (9/18) in Week 2
- Connected on 25-of-37 pass attempts for 254 yards, two touchdowns, two interceptions and an 82.5 passer rating vs. Tennessee (10/2) in Week 4
- Topped 3,000 passing yards for his career and threw two touchdowns in the first half of a game for the second time in his career, vs. Tennessee (10/2)
- Set season highs with 269 passing yards and a 90.7 passer rating and matched a season high with two touchdown passes vs. Indianapolis (10/16) in Week 6
- Engineered two touchdown drives with just over 7:00 to go in the fourth quarter to tie the game and led a game-winning drive in overtime vs. Indianapolis (10/16) in Week 6
- Completed 20-of-29 (single-game season-high 69.0% completion percentage) passes for 186 yards, one touchdown, one interception and an 83.4 passer rating vs. Detroit (10/30)
- Set single-season career highs in starts (8), pass attempts (297) and completions (176) vs. Detroit (10/30) in Week 8
- Completed 14-of-27 passes for 99 yards, two touchdowns, no interceptions and an 85.3 passer rating and rushed for a career-high 23 yards at Jacksonville (11/13) in Week 10
- His two touchdown passes at Jacksonville (11/13) marked his fourth multi-touchdown game of the season and sixth of his career
- Completed a season-high 26 passes on 39 attempts (66.7%) for 243 yards, one touchdown, one interception and an 81.5 passer rating. Also rushed for 19 yards on two carries at Oakland (11/21) in Week 11

2016 STATISTICS

REGULAR SEASON				PASSING													RUSHING				
Date	Opp	GP	GS	Att	Cmp	Pct	Yds	Yd/A	TD	Int	Lg	Sack	Lost	Rate	Att	Yds	Avg	Lg	TD		
9/11	CHI	1	1	35	22	62.9	231	6.6	2	1	35	2	16	89.1	4	14	3.5	15	0		
9/18	KC	1	1	33	19	57.6	268	8.1	1	2	53	2	14	68.8	2	-3	-1.5	-1	0		
9/22	at NE	1	1	41	24	58.5	196	4.8	0	1	18	2	21	60.6	1	13	13.0	13	0		
10/2	TEN	1	1	37	25	67.6	254	6.9	2	2	45	1	10	82.5	1	14	14.0	14	0		
10/9	at MIN	1	1	42	19	45.2	184	4.4	1	1	25	4	29	56.1	0	0	0.0	0	0		
10/16	IND	1	1	39	25	64.1	269	6.9	2	1	36	1	13	90.7	2	-4	-2.0	-1	0		
10/24	at DEN	1	1	41	22	53.7	131	3.2	0	0	13	1	0	60.1	3	16	5.3	10	0		
10/30	DET	1	1	29	20	69.0	186	6.4	1	1	23	3	22	83.4	3	-3	-1.0	-1	0		
11/13	at JAX	1	1	27	14	51.9	99	3.7	2	0	16	1	7	85.3	3	23	7.7	11	0		
11/21	at OAK	1	1	39	26	66.7	243	6.2	1	1	24	2	13	81.5	2	19	9.5	10	0		
11/27	SD	1	1	37	22	59.5	246	6.6	0	3	33	1	7	45.6	3	23	7.7	21	1		
12/4	at GB	1	1	35	22	62.9	202	5.8	2	0	44t	2	18	97.6	3	20	6.7	9	0		
12/11	at IND	1	1	24	14	58.3	147	6.1	0	1	22	2	16	58.9	2	-2	-1.0	-1	0		
12/18	JAX	1	1	11	6	54.5	48	4.4	0	2	16	0	0	26.1	0	0	0.0	0	0		
12/24	CIN			ACTIVE, DID NOT PLAY																	
1/1/17	at TEN	1	0	40	21	52.5	253	6.3	1	0	51	3	20	80.5	1	1	1.0	1	1		
Totals		15	14	510	301	59.0	2,957	5.8	15	16	53	27	206	72.2	30	131	4.4	21	2		

ADDITIONAL STATISTICS

Fumbles/Lost: 5/1

CAREER STATISTICS

REGULAR SEASON				PASSING											RUSHING				
Year	Team	GP	GS	Att	Cmp	Pct	Yds	Yd/A	TD	Int	Lg	Sack	Lost	Rate	Att	Yds	Avg	Lg	TD
2012	DEN	5	0	4	2	50.0	12	3.0	0	0	7	0	0	56.3	8	-13	-1.6	-1	0
2013	DEN	4	0	16	11	68.8	95	5.9	0	0	19	2	8	84.1	3	2	0.7	4	0
2014	DEN	4	0	10	4	40.0	52	5.2	1	0	38	0	0	90.4	8	0	0.0	4	0
2015	DEN	8	7	275	170	61.8	1,967	7.2	10	6	72t	23	151	86.4	21	61	2.9	8	1
2016	HOU	15	14	510	301	59.0	2,957	5.8	15	16	53	27	206	72.2	30	131	4.4	21	2
Totals		36	21	815	488	59.9	5,083	6.2	26	22	72	52	365	77.4	70	181	2.6	21	3

CAREER GAME HIGHS

Attempts: 51 vs. OAK, 12/13/15 | **Completions:** 35 vs. OAK, 12/13/15 | **Completion Pct. (min. 20 attempts):** 74.1 at CHI, 11/22/15
Passing Yards: 308 vs. OAK, 12/13/15 | **Passing Touchdowns:** 3 at PIT, 12/20/15 | **Interceptions:** 3 vs. SD, 11/27/16
Passing Long: 72t vs. SD, 1/3/16 | **Passer Rating:** 127.1 at CHI, 11/22/15 | **Rushing Attempts:** 5 at PIT, 12/20/15
Rushing Yards: 23, 2x – last: vs. SD, 11/27/16 | **Rushing Long:** 21 vs. SD, 11/27/16 | **Rushing Touchdowns:** 1, 2x – last: vs. SD, 11/27/16

- Set a single-season career-high in passing yards (2,061), passing his previous high of 1,967 in 2015, at Oakland (11/21)
- Scored his first rushing touchdown of the season and second of his career on a 1-yard run in the second quarter vs. San Diego (11/27) in Week 12
- Also logged a career-long 21-yard run and tied his career high with 23 rushing yards vs. San Diego (11/27)
- Completed 22-of-35 (62.9%) passes for 202 yards, two touchdowns, no interceptions and a season-high 97.6 passer rating at Green Bay (12/4) in Week 13
- Active but did not play vs. Cincinnati (12/24) in Week 16
- Entered the game in the second quarter after QB Tom Savage exited due to injury and completed 21-of-40 passes for 253 yards, one touchdown and an 80.5 passer rating, and also added a rushing touchdown at Tennessee (1/1/17) in Week 17

2015 (Denver 8/7):

- Went 5-2 as a starter in the team's final seven games, finishing the regular season completing 170-of-275 (61.8%) for 1,967 yards with 10 touchdowns and six interceptions (86.4 rtg.)
- Active, but did not play in eight regular season games and three postseason contests
- Entered in the third quarter and completed 14-of-24 passes for 146 yards (58.3%) with one touchdown and one interception (72.6 rtg.) in addition to rushing three times for 18 yards (6.0 avg.) vs. Kansas City (11/15)
- Made his first NFL start at Chicago (11/22) on his 25th birthday and was named AFC Offensive Player of the Week after completing 20-of-27 passes (74.1 %) for 250 yards with two touchdowns (127.1 rtg.), which represented the second-best passer rating for a Broncos' quarterback making their starting debut

BROCK OSWEILER

- Joined Head Coach Gary Kubiak as the last two quarterbacks drafted by the club to win their starting debut
- Led his first career fourth-quarter comeback, rallying from a 14-point fourth quarter deficit and finishing the game 23-of-42 for 270 yards with one touchdown and one interception (72.5 rtg.) vs. New England (11/29)
- Completed 16-of-26 passes (61.5%) for 166 yards with one touchdown and one interception (76.8 rtg.) at San Diego (12/6)
- Finished 35-of-51 (68.6 %) passing with a career-best 308 yards vs. Oakland (12/13)
- Completed 21-of-44 passes (47.7%) for 296 yards with three touchdowns and one interception in addition to gaining 19 yards on five carries (3.8 avg.) and scoring on a 7-yard run at Pittsburgh (12/20)
- Became just the third Broncos quarterback (John Elway twice; Peyton Manning once) to throw for at least three touchdowns and rush for one more in the same game and the first NFL quarterback since Manning at Dallas (10/6/13) to accomplish the feat in one half
- Led his second career game-winning drive that resulted in a Brandon McManus 37-yard field goal on the first possession of overtime vs. Cincinnati (12/28), finishing 27-of-39 (69.2%) for 299 yards with one touchdown (100.3 rtg.)
- Completed 14-of-22 passes for 232 yards (63.6%) with one touchdown and two interceptions (76.3 rtg.) in a little more than two quarters of action vs. San Diego (1/3)

2014 (Denver 4/0):

- Saw action in four regular-season games, completing 4-of-10 passes for 52 yards with one-touchdown
- Saw his first game action of the year in the fourth quarter vs. San Francisco (10/19) and attempted one pass in nine offensive snaps played
- Named the NFLPA's Community MVP for the Week of Nov. 10 for his work with Rocky Mountain Hospital for Children
- Threw his first career touchdown pass—a 1-yarder to TE Virgil Green—in Denver's regular-season finale vs. Oakland (12/28)

2013 (Denver 4/0):

- Appeared in four games, completing 11-of-16 passes (68.8%) for 95 yards
- Played one snap on the field-goal block unit in overtime at New England (11/24)
- Played the entire second half at Oakland (12/29) and completed 9-of-13 attempts (69.2%) for 85 yards

2012 (Denver 5/0):

- Selected by Denver in the second round (57th overall) of the 2012 NFL Draft
- Played five games during his rookie season, completing 2-of-4 passes for 12 yards after earning the backup quarterback job out of training camp
- Saw his first regular-season NFL action on Denver's final snap of its 37-6 win vs. Oakland (9/30)
- Completed his first NFL pass for a 5-yard gain in Denver's regular-season finale vs. Kansas City (12/30)

COLLEGE:

- Played three seasons (2009-11) at Arizona State University in Tempe, Ariz.
- Left for the NFL after his junior campaign in which he opened all 13 contests for ASU and became just the fourth player in Pac-12 Conference history to throw for 4,000 yards
- Played in 25 career games (15 starts) with the Sun Devils and completed 412-of-680 passes (60.6%) for 5,082 yards with 33 touchdowns and 15 interceptions
- Named a team captain as a junior in 2011 and totaled 4,036 yards on 326-of-516 (63.2%) passing with 26 touchdowns and 13 interceptions
- Set school records for completions, attempts and yards while his 26 scores through the air marked the fourth most in ASU history
- Ranked second in the Pac-12 Conference and 11th in the nation with 317.3 passing yards per game
- Became the first ASU true freshman quarterback to start a game since Jake Plummer in 1993 when he opened the Sun Devils' game at No. 14 Oregon (11/14/09)

PERSONAL:

- Named the 2008-09 Gatorade State Player of the Year for Montana following his senior season at Flathead High School in Kalispell, Mont., after completing 189-of-303 (62.4%) passes for 2,703 yards with 29 touchdowns
- Averaged 24.9 points and 14.5 rebounds as a junior on the hardwood and was listed as a three-star basketball recruit by Scout.com
- Originally committed to Gonzaga University to play basketball before deciding to pursue football collegiately
- Studied sociology and political science at ASU
- Selected as one of the NFLPA's Community MVPs in 2014 for his work with Rocky Mountain Hospital for Children
- Born on Nov. 22, 1990, in Coeur d'Alene, Idaho



BRIAN PETERS

INSIDE LINEBACKER | 6-4 | 240 | NORTHWESTERN

Hometown: Pickerington, Ohio | 2nd NFL Season | 2nd with Texans | Age: 28

Acquired: FA-'15 | 2016 GP/GS: 11/0 | Career GP/GS (Playoffs): 22/0 (1/0)

Teams: Minnesota 2015; Houston 2015-16

52

TRANSACTIONS:

Signed by the Minnesota Vikings on Feb. 23, 2015...Waived by the Vikings on Sept. 5, 2015...Signed to the Vikings practice squad on Sept. 6, 2015...Signed by the Houston Texans to the active roster on Sept. 30, 2015.

CAREER:

- Broke into the NFL with Minnesota in 2015 before joining the Texans later in the season
- Developed into a key special teams player whose 17 special teams tackles in 2015 led the Texans and tied for the top total in the league
- Played one season with the Arena Football League's Iowa Barnstormers (2012) before spending two seasons with the Canadian Football League's Saskatchewan Roughriders (2013-14)
- Won the 101st Grey Cup with the Roughriders following the 2013 season. Recorded 5 special teams tackles in the game
- Just the 5th player in CFL history, and first Rider, to lead team in tackles and special teams tackles in the same season

2016 (Houston 11/0):

- Finished third on the team with 10 special teams tackles
- Saw action exclusively on special teams and recorded a special teams tackle in the season opener vs. Chicago (9/11)
- Notched two special teams tackles vs. Kansas City (9/18)
- Played on special teams at New England (9/22) in Week 3
- Recorded a special teams tackle vs. Tennessee in Week 4
- Registered the first two kickoffs of his career, a 66-yarder and 47-yarder, at Minnesota (10/9) in Week 5
- Inactive for Weeks 6-10 with an injury
- Assisted on a special teams tackle vs. San Diego (11/27) in Week 12
- Made one special teams tackle at Indianapolis (12/11) in Week 14
- Notched one special teams tackle vs. Cincinnati (12/24) in Week 16
- Logged the first tackle and tackle for loss of his career when he brought down Titans RB Derrick Henry for a 2-yard loss in the fourth quarter at Tennessee (1/1/17) in Week 17

2015 (Houston 12/0, 1/0):

- Signed by the Texans to their active roster on Sept. 30
- Made his NFL debut on special teams at Atlanta (10/4) and had one special teams tackle
- Made a special teams tackle vs. Indianapolis (10/8)
- Inactive in Week 6 at Jacksonville (10/18)
- Led the team with three special teams tackles, including two solo stops vs. N.Y. Jets (11/22)
- Led the team and ranked tied for first in the NFL with 17 special teams tackles

COLLEGE:

- Played four seasons (2008-11) as a safety at Northwestern University in Evanston, Ill. after redshirting the 2007 campaign
- Started 34-of-52 career games played with the Wildcats, including the last 26 in succession
- Snagged 12 interceptions over his four-year career, including five as a senior in 2011
- Earned his degree in Learning and Organizational Change in 2011 from NU
- Went on to earn a master's of arts in sports marketing and public relations

2016 STATISTICS

REGULAR SEASON				TACKLES					SACKS		INTERCEPTIONS					FUMBLES			
Date	Opp	GP	GS	Tot	Solo	Asst	QBH	TFL	Sk	Yds	Int	Yds	Lg	TD	PD	FF	FR	Yds	TD
9/11	CHI	1	0	0	0	0	0	0	0.0	0.0	0	0	0	0	0	0	0	0	0
9/18	KC	1	0	0	0	0	0	0	0.0	0.0	0	0	0	0	0	0	0	0	0
9/22	at NE	1	0	0	0	0	0	0	0.0	0.0	0	0	0	0	0	0	0	0	0
10/2	TEN	1	0	0	0	0	0	0	0.0	0.0	0	0	0	0	0	0	0	0	0
10/9	at MIN	1	0	0	0	0	0	0	0.0	0.0	0	0	0	0	0	0	0	0	0
10/16	IND																		
10/24	at DEN																		
10/30	DET																		
11/13	at JAX																		
11/21	at OAK	1	0	0	0	0	0	0	0.0	0.0	0	0	0	0	0	0	0	0	0
11/27	SD	1	0	0	0	0	0	0	0.0	0.0	0	0	0	0	0	0	0	0	0
12/4	at GB	1	0	0	0	0	0	0	0.0	0.0	0	0	0	0	0	0	0	0	0
12/11	at IND	1	0	0	0	0	0	0	0.0	0.0	0	0	0	0	0	0	0	0	0
12/18	JAX	1	0	0	0	0	0	0	0.0	0.0	0	0	0	0	0	0	0	0	0
12/24	CIN	1	0	0	0	0	0	0	0.0	0.0	0	0	0	0	0	0	0	0	0
1/1/17	at TEN	1	0	1	1	0	0	1	0.0	0.0	0	0	0	0	0	0	0	0	0
Totals		12	0	1	1	0	0	1	0.0	0.0	0	0	0	0	0	0	0	0	0

ADDITIONAL STATISTICS

Special Teams Tackles: 10

CAREER STATISTICS

REGULAR SEASON				TACKLES					SACKS		INTERCEPTIONS					FUMBLES			
Year	Team	GP	GS	Tot	Solo	Asst	QBH	TFL	Sk	Yds	Int	Yds	Lg	TD	PD	FF	FR	Yds	TD
2015	HOU	12	0	0	0	0	0	0	0.0	0.0	0	0	0	0	0	0	0	0	0
2016	HOU	12	0	1	1	0	0	1	0.0	0.0	0	0	0	0	0	0	0	0	0
Totals		24	0	1	1	0	0	1	0.0	0.0	0	0	0	0	0	0	0	0	0

POSTSEASON

Year	Team	GP	GS	Tot	Solo	Asst	QBH	TFL	Sk	Yds	Int	Yds	Lg	TD	PD	FF	FR	Yds	TD
2015	HOU	1	0	0	0	0	0	0	0.0	0.0	0	0	0	0	0	0	0	0	0
Totals		1	0	0	0	0	0	0	0.0	0.0	0	0	0	0	0	0	0	0	0

ADDITIONAL STATISTICS

Special Teams Tackles (25): 2015 - 17; 2016 - 8

Postseason Stats: Recorded one special teams tackle in the AFC Wild Card game vs. Kansas City (1/9/16)

PERSONAL:

- Attended Pickerington (Ohio) Central High School
- Son of Jeff and Carla
- Father wrestled collegiately at Miami (Ohio) University
- Worked with Special Olympics in high school
- Awarded Riders Outstanding Community Service Award in 2014 for his service in the community including hospital visits and a blood drive, in addition to the Habitat for Humanity efforts



EDDIE PLEASANT

SAFETY | 5-10 | 200 | OREGON

Hometown: Compton, Calif. | 4th NFL Season | 4th with Texans | Age: 28

Acquired: CFA-'12 | 2016 GP/GS: 14/0 | Career GP/GS (Playoffs): 62/1 (3/0)

Teams: Houston 2012-16

35

TRANSACTIONS:

Signed by the Houston Texans as a college free agent on May 14, 2012...Waived by the Texans on Aug. 31, 2012...Signed by Texans to practice squad on Sept. 1, 2012...Signed by the Texans to active roster on Dec. 21, 2012...Re-signed with the Texans on March 9, 2015.

CAREER:

- Posted career highs in tackles (28), sacks (0.5), interceptions (2), passes defended (6) and fumble recoveries (1) in 2015
- Enjoyed his first full season on the active roster in 2013 after spending the first 14 weeks of the 2012 season on the practice squad as an undrafted free agent
- Has played in three postseason games

2016 (Houston 14/0):

- Saw eight snaps on defense and played special teams in the season opener vs. Chicago (9/11)
- Inactive for Week 2 vs. Kansas City (9/18) and Week 3 at New England (9/22)
- Played five snaps on defense and contributed on special teams vs. Tennessee (10/2) in Week 4
- Matched a career high with two passes defended in 10 snaps of action at Minnesota (10/9) in Week 5
- Recorded a pass defended vs. Indianapolis (10/16) in Week 6
- Talled his first two solo tackles of the season at Denver (10/24) in Week 7
- Notched two solo tackles for a third consecutive game, including his first career tackle for loss, at Jacksonville (11/13) in Week 10
- Saw 14 snaps of action on defense and contributed on special teams at Oakland (11/21) in Week 11
- Notched one tackle and played on special teams vs. San Diego (11/27) in Week 12
- Logged two solo tackles at Green Bay (12/4) in Week 13
- Recorded his first quarterback hit of the season at Indianapolis (12/11) in Week 14
- Notched a pass defended vs. Jacksonville (12/18) in Week 15
- Made a season-high three tackles (two solo) and added one special teams tackle vs. Cincinnati (12/24) in Week 16
- Registered a season-high four tackles at Tennessee (1/1/17) in Week 17

2015 (Houston 16/0, 1/0):

- Made one solo tackle vs. Kansas City (9/13)
- Split a sack with S Quintin Demps, the first of his career at Carolina (9/20)
- Made two tackles (one solo) and one special teams tackle vs. Tampa Bay (9/27)
- Recovered a fumble by Titans RB Bishop Sankey on the Titans' 24-yard line during a kickoff return in the second quarter. S Kurtis Drummond forced the fumble on the play (11/1)
- Finished with one tackle on defense and one on special teams vs. Tennessee (11/1)
- Made his first career interception when he picked off Jets QB Ryan Fitzpatrick in the fourth quarter (11/22)
- Tied for third on the team with a career-high five tackles (four solo) and tied a career-high with two passes defended vs. N.Y. Jets (11/22)
- Tied for second on the team with five tackles (two solo) and added one pass defended vs. New Orleans (11/29)
- Recorded his second interception of the season and second of his career when he picked off

2016 STATISTICS

REGULAR SEASON				TACKLES					SACKS		INTERCEPTIONS					FUMBLES			
Date	Opp	GP	GS	Tot	Solo	Asst	QBH	TFL	Sk	Yds	Int	Yds	Lg	TD	PD	FF	FR	Yds	TD
9/11	CHI	1	0	0	0	0	0	0	0.0	0.0	0	0	0	0	0	0	0	0	0
9/18	KC			INACTIVE															
9/22	at NE			INACTIVE															
10/2	TEN	1	0	0	0	0	0	0	0.0	0.0	0	0	0	0	0	0	0	0	0
10/9	at MIN	1	0	1	0	1	0	0	0.0	0.0	0	0	0	0	2	0	0	0	0
10/16	IND	1	0	0	0	0	0	0	0.0	0.0	0	0	0	0	1	0	0	0	0
10/24	at DEN	1	0	2	2	0	0	0	0.0	0.0	0	0	0	0	1	0	0	0	0
10/30	DET	1	0	2	2	0	0	0	0.0	0.0	0	0	0	0	0	0	0	0	0
11/13	at JAX	1	0	2	2	0	0	1	0.0	0.0	0	0	0	0	0	0	0	0	0
11/21	at OAK	1	0	0	0	0	0	0	0.0	0.0	0	0	0	0	0	0	0	0	0
11/27	SD	1	0	1	0	1	0	0	0.0	0.0	0	0	0	0	0	0	0	0	0
12/4	at GB	1	0	2	2	0	0	0	0.0	0.0	0	0	0	0	0	0	0	0	0
12/11	at IND	1	0	0	0	0	1	0	0.0	0.0	0	0	0	0	1	0	0	0	0
12/18	JAX	1	0	0	0	0	0	0	0.0	0.0	0	0	0	0	1	0	0	0	0
12/24	CIN	1	0	3	2	1	0	0	0.0	0.0	0	0	0	0	0	0	0	0	0
1/1/17	at TEN	1	0	4	4	0	0	0	0.0	0.0	0	0	0	0	0	0	0	0	0
Totals		14	0	17	14	3	1	1	0.0	0.0	0	0	0	0	5	0	0	0	0

ADDITIONAL STATISTICS

Special Teams Tackles: 3

CAREER STATISTICS

REGULAR SEASON				TACKLES					SACKS		INTERCEPTIONS					FUMBLES			
Year	Team	GP	GS	Tot	Solo	Asst	QBH	TFL	Sk	Yds	Int	Yds	Lg	TD	PD	FF	FR	Yds	TD
2012	HOU	2	0	0	0	0	0	0	0.0	0.0	0	0	0	0	0	0	0	0	0
2013	HOU	16	1	13	12	1	0	0	0.0	0.0	0	0	0	0	2	0	0	0	0
2014	HOU	14	0	1	1	0	0	0	0.0	0.0	0	0	0	0	1	0	0	0	0
2015	HOU	16	0	28	18	10	1	0	0.5	6.5	2	-1	0	0	6	0	1	0	0
2016	HOU	14	0	17	14	3	1	1	0.0	0.0	0	0	0	0	5	0	0	0	0
Totals		62	1	59	45	14	2	1	0.5	6.5	2	-1	0	0	14	0	1	0	0
POSTSEASON				TACKLES					SACKS		INTERCEPTIONS					FUMBLES			
Year	Team	GP	GS	Tot	Solo	Asst	QBH	TFL	Sk	Yds	Int	Yds	Lg	TD	PD	FF	FR	Yds	TD
2012	HOU	2	0	0	0	0	0	0	0.0	0.0	0	0	0	0	0	0	0	0	0
2015	HOU	1	0	0	0	0	0	0	0.0	0.0	0	0	0	0	0	0	0	0	0
Totals		3	0	0	0	0	0	0	0.0	0.0	0	0	0	0	0	0	0	0	0

ADDITIONAL STATISTICS

Special Teams Tackles (25): 2012 - 1; 2013 - 8; 2014 - 5; 2015 - 8; 2016 - 3 | Postseason Special Teams Tackles (1): 2012 - 1

CAREER GAME HIGHS

Tackles: 5, 2x - last: vs. NO, 11/29/15 | QBH: 1 at CAR, 9/20/15 | TFL: 1 at JAX, 11/13/16 | Sacks: 0.5 at CAR, 9/20/15 | INT: 1, 2x - last: at TEN, 12/27 | PD: 2, 3x - last: at MIN, 10/9/16 | FR: 1 vs. TEN, 11/1/15

Titans QB Zach Mettenberger in the third quarter at Tennessee (12/27). The Texans scored a touchdown on the following drive

2014 (Houston 14/0):

- Played in 14 games and recorded a tackle, five special teams tackles and a pass defended
- Inactive in Weeks 4 and 5
- Made a special teams tackle vs. Indianapolis (10/9) in Week 6
- Played on special teams and at safety at Tennessee (10/26) in Week 8 and vs. Philadelphia in Week 9
- Made a special teams tackle at Cleveland (11/16) in Week 11
- Made a special teams tackle vs Cincinnati (11/23) in Week 12
- Had a tackle and a special teams tackle for the third consecutive week vs. Tennessee (11/30) in Week 13
- Made a special teams tackle at Indianapolis (12/14) in Week 15
- Had a pass defended vs. Jacksonville (12/28) in Week 17

2013 (Houston 16/1):

EDDIE PLEASANT

- Played in all 16 games and started at strong safety vs. Denver (12/22)
- Set career highs with 15 tackles, two passes defended and eight special teams tackles
- Recorded eight special teams tackles and 15 tackles on defense with two passes defended
- Made two solo tackles on defense and one on special teams at San Francisco (10/6)
- Recorded one solo tackle on defense and two special teams tackles vs. Oakland (11/17)
- Recorded a career-high four solo tackles vs. New England (12/1)
- Tied his career high with four solo tackles vs. Denver (12/22)

2012 (Houston 2/0, 2/0):

- Made his NFL debut with a special teams tackle vs. Minnesota (12/23)
- Made his postseason debut in the AFC Wild Card Playoff vs. Cincinnati (1/5/13)
- Had one assisted tackle on special teams in AFC Divisional Playoff at New England (1/13/13)

COLLEGE:

- Played four seasons (2008-11) at the University of Oregon in Eugene, Ore.
- Saw action in 51 career games with the Ducks, including 37 career starts
- Named to 2011 All-Pac-12 first team and shared team honors of most inspirational player
- Oregon's starting rover/strong safety for all 13 games in 2010 ranked fifth on the team with 65 tackles
- Made a season-high four stops (three solo) and broke up two passes vs. UCLA in 2008

PERSONAL:

- Attended Robert F. Kennedy High School in Compton, Calif.
- Received All-Orange County player of the year, all-state and defensive player of the year accolades
- Tallied 57 tackles, 1.5 quarterback sacks, one interception and one blocked field goal as a prep senior



JAY PROSCH

FULLBACK | 6-1 | 255 | AUBURN

Hometown: Mobile, Ala. | 3rd NFL Season | 3rd with Texans | Age: 24
Acquired: D6c-'14 | 2016 GP/GS: 15/1 | Career GP/GS (Playoffs): 47/8 (1/0)
Teams: Houston 2014-16

45

TRANSACTIONS:

Selected by the Houston Texans with the 35th pick in the sixth round (211th overall) of 2014 NFL Draft.

CAREER:

- Played in 47 consecutive games to start his career

2016 (Houston 15/1):

- Recorded one carry for two yards in the season opener at Chicago (9/11)
- Played but did not record statistics in Weeks 2 and 3
- Rushed once for no gain and hauled in his first reception since 2014, a six-yard gain, vs. Tennessee (10/2) in Week 4
- Played primarily on special teams at Minnesota (10/9)
- Notched a special teams tackle vs. Indianapolis (10/16)
- Contributed with a special teams tackle at Denver (10/24)
- Made his first start of the season and recorded his first career kickoff return in the second quarter for a gain of 10 yards vs. Detroit (10/30) in Week 8
- On a fourth-and-1 from the Houston 44-yard line, converted the first down with a 2-yard rush in the third quarter at Oakland (11/21) in Week 11
- Played but did not record statistics in Weeks 12-15
- Carried once for five yards and logged one special teams tackle vs. Cincinnati (12/24) in Week 16
- Inactive for Week 17 at Tennessee (1/1/17) with an injury

2015 (Houston 16/2, 1/0):

- Made his season debut vs. Kansas City (9/13)
- Recorded his first career rushing attempt, which went for four yards and a first down on third-and-1 in the first quarter at Carolina (9/20)
- Totaled 24 yards on three carries (8.0 avg.) vs. Tampa Bay (9/27)
- Registered a 16-yard rush in the fourth quarter, a career-long vs. Tampa Bay (9/27)

2014 (Houston 16/5):

- Started five games and played in all 16 in his rookie season. Also had three special teams tackles
- Started in his NFL debut against Washington (9/7) in Week 1
- Started at the N.Y. Giants (9/21) in Week 3
- Made his first career catch for 24 yards vs. Buffalo (9/28) in Week 4
- Made his first career special teams tackle in Week 8 at Tennessee (10/26)
- Had a special teams tackle vs. Tennessee (11/30) in Week 13
- Started and had a special teams tackle at Jacksonville (12/7) in Week 14

COLLEGE:

- Played two seasons (2012-13) at Auburn (Ala.) University after transferring from the University of Illinois in Champaign, Ill., where he played the 2010 and 2011 campaigns
- Started 30-of-51 games in his career
- Credited with 55 touchdown-resulting blocks
- Blocked for nation's number one rushing offense (328.3 yards per game) in 2013
- Began his collegiate career as a linebacker and made the switch to offense in 2010

PERSONAL:

- Attended UMS-Wright Preparatory School in Mobile, Ala., where he played football for Head Coach Terry Curtis
- Earned All-State Class 4A honors as an offensive lineman his junior campaign
- Helped the Bulldogs capture the AHSAA state championship in 2008
- Named first-team Class All-State at linebacker by the Alabama Sports Writers Association as a senior
- Selected as the Mobile Optimist Club Player of the Year in 2009

2016 STATISTICS

REGULAR SEASON				RUSHING						RECEIVING					
Date	Opp	GP	GS	Att	Yds	Avg	Lg	TD		Rec	Yds	Avg	Lg	TD	
9/11	CHI	1	0	1	2	2.0	2	0		0	0	0.0	0	0	
9/18	KC	1	0	0	0	0.0	0	0		0	0	0.0	0	0	
9/22	at NE	1	0	0	0	0.0	0	0		0	0	0.0	0	0	
10/2	TEN	1	0	1	0	0.0	0	0		1	6	6.0	6	0	
10/9	at MIN	1	0	0	0	0.0	0	0		0	0	0.0	0	0	
10/16	IND	1	0	0	0	0.0	0	0		0	0	0.0	0	0	
10/24	at DEN	1	0	0	0	0.0	0	0		0	0	0.0	0	0	
10/30	DET	1	1	0	0	0.0	0	0		0	0	0.0	0	0	
11/13	at JAX	1	0	0	0	0.0	0	0		0	0	0.0	0	0	
11/21	at OAK	1	0	1	2	2.0	2	0		0	0	0.0	0	0	
11/27	SD	1	0	0	0	0.0	0	0		0	0	0.0	0	0	
12/4	at GB	1	0	0	0	0.0	0	0		0	0	0.0	0	0	
12/11	at IND	1	0	0	0	0.0	0	0		0	0	0.0	0	0	
12/18	JAX	1	0	0	0	0.0	0	0		0	0	0.0	0	0	
12/24	CIN	1	0	1	5	5.0	5	0		0	0	0.0	0	0	
1/1/17	at TEN														
INACTIVE															
Totals		15	1	4	9	2.3	5	0		1	6	6.0	6	0	

ADDITIONAL CAREER STATISTICS

Special Teams Tackles: 4

Kick Returns (1): Returned a kickoff for 10 yards vs. Detroit (10/30)

CAREER STATISTICS

REGULAR SEASON				RUSHING						RECEIVING					
Year	Team	GP	GS	Att	Yds	Avg	Lg	TD		Rec	Yds	Avg	Lg	TD	
2014	HOU	16	5	0	0	0.0	0	0		1	24	24.0	24	0	
2015	HOU	16	2	6	33	5.5	16	0		0	0	0.0	0	0	
2016	HOU	15	1	4	9	2.3	5	0		1	6	6.0	6	0	
Totals		47	8	10	42	4.2	16	0		2	30	15.0	24	0	

POSTSEASON				RUSHING						RECEIVING					
Year	Team	GP	GS	Att	Yds	Avg	Lg	TD		Rec	Yds	Avg	Lg	TD	
2015	HOU	1	0	1	2	2.0	2	0		0	0	0.0	0	0	
Totals		1	0	1	2	2.0	2	0		0	0	0.0	0	0	

ADDITIONAL CAREER STATISTICS

Special Teams Tackles (14): 2014 - 3; 2015 - 8; 2016 - 3

CAREER GAME HIGHS

Rushing Attempts: 3 vs. TB, 9/27/15 | Rushing Yards: 24 vs. TB, 9/27/15 | Rushing Long: 16 vs. TB, 9/27/15

Receptions: 1, 2x - last: vs. TEN, 10/2/16 | Receiving Yards: 24 vs. BUF, 9/28/14 | Receiving Long: 24 vs. BUF, 9/28/14

- Recorded 199 total tackles (114 solos) with 16 tackles for loss, five pass breakups and a sack in his career
- Recipient of the Football Writers Association of America Courage Award
- Joined Auburn after obtaining an NCAA waiver to transfer from Illinois as his mother was battling brain cancer



D.J. READER

NOSE TACKLE | 6-3 | 335 | CLEMSON

Hometown: Greensboro, N.C. | Rookie | Age: 22

Acquired: D5b-'16 | 2016 GP/GS: 16/7 | Career GP/GS (Playoffs): 16/7 (0/0)

Teams: Houston 2016

98

TRANSACTIONS:

Selected by the Houston Texans with the 27th pick in the fifth round (166th overall) of the 2016 NFL Draft.

2016 (Houston 16/7):

- Owns the fifth-most starts by a rookie defensive lineman in franchise history and most since DE J.J. Watt (16) in 2011
- Made his NFL debut and recorded a tackle in the season opener vs. Chicago (9/11)
- Tallied two tackles (one solo) at New England (9/22) in Week 3
- Saw his most significant time on defense and made one tackle vs. Tennessee (10/2) in Week 4
- Registered one tackle at Minnesota (10/9)
- Matched a season high with two tackles (one solo) vs. Indianapolis (10/16) in Week 6
- Made his first career start and notched his first career tackle for loss vs. Detroit (10/30) in Week 8
- Started a second consecutive game and logged his first career sack when he brought down Jaguars QB Blake Bortles for an 8-yard loss in the fourth quarter at Jacksonville (11/13) in Week 10
- Started at defensive end and notched one tackle vs. San Diego (11/27) in Week 12
- Made one tackle and added a quarterback hit at Green Bay (12/4) in Week 13
- Tallied two tackles for the fourth time on the season at Indianapolis (12/11) in Week 14
- Logged two tackles in his fifth start of the season vs. Jacksonville (12/18) in Week 15
- Made two tackles for a third consecutive game vs. Cincinnati (12/24) in Week 16
- Recorded the first pass defended of his career and added two tackles (one solo) at Tennessee (1/1/17) in Week 17

CAREER AT CLEMSON:

- Played four seasons (2012-15) at Clemson (S.C.) University
- Longtime backup at defensive tackle who found his way into the starting lineup as a senior
- Finished career with 145 tackles, nine tackles for loss, five sacks and 24 quarterback pressures in 1,087 snaps over 46 games (10 starts) in his career
- Became the second Tiger to letter on top-25 football and baseball teams in one academic year (2012-13) since 1994-95 (Kyle Parker (2009-10) is the other)
- Played in the 2016 Senior Bowl

2015 (Clemson):

- Permanent team co-captain
- Finished season with 35 tackles and three quarterback pressures in 259 snaps over nine games (six starts)
- Returned to action at Miami after a personal leave of absence, logging 17 snaps and seven tackles
- Had five tackles and earned first start of the season against Florida State
- Posted four tackles against North Carolina
- Contributed 1.5 tackles for loss and a half-sack against Oklahoma in the Capital One Orange Bowl
- Posted four tackles in National Championship Game vs. Alabama, earning a share of defensive player of the game honors from coaches along with Kevin Dodd

2014 (Clemson):

- Had 27 tackles, 2.5 tackles for loss, 1.5 sacks and 10 quarterback pressures in 250 snaps over 12 games (one start)
- Had five tackles and 0.5 tackles for loss in 23 snaps at No. 12 Georgia on Aug. 30
- Had five tackles in 22 snaps at No. 1 Florida State on Sept. 20
- Had three tackles and two quarterback pressures in 23 snaps against Syracuse on Oct. 25; also played one snap on offense
- Had three tackles, 0.5 sacks and tied for the team-high with three quarterback pressures in 25 snaps at Wake Forest on Nov. 6; also played one snap on offense
- Had three tackles, 1.5 tackles for loss and one sack in 22 snaps against South Carolina on Nov. 29
- Had two quarterback pressures in 21 snaps against No. 24 Oklahoma in the Russell Athletic

2016 STATISTICS

REGULAR SEASON				TACKLES					SACKS		INTERCEPTIONS					FUMBLES			
Date	Opp	GP	GS	Tot	Solo	Asst	QBH	TFL	Sk	Yds	Int	Yds	Lg	TD	PD	FF	FR	Yds	TD
9/11	CHI	1	0	1	0	1	0	0	0.0	0.0	0	0	0	0	0	0	0	0	0
9/18	KC	1	0	0	0	0	0	0	0.0	0.0	0	0	0	0	0	0	0	0	0
9/22	at NE	1	0	2	1	1	0	0	0.0	0.0	0	0	0	0	0	0	0	0	0
10/2	TEN	1	0	1	0	1	0	0	0.0	0.0	0	0	0	0	0	0	0	0	0
10/9	at MIN	1	0	1	0	1	0	0	0.0	0.0	0	0	0	0	0	0	0	0	0
10/16	IND	1	0	2	1	1	0	0	0.0	0.0	0	0	0	0	0	0	0	0	0
10/24	at DEN	1	0	1	0	1	0	0	0.0	0.0	0	0	0	0	0	0	0	0	0
10/30	DET	1	1	1	1	0	0	1	0.0	0.0	0	0	0	0	0	0	0	0	0
11/13	at JAX	1	1	2	2	0	1	1	1.0	8.0	0	0	0	0	0	0	0	0	0
11/21	at OAK	1	0	1	1	0	0	0	0.0	0.0	0	0	0	0	0	0	0	0	0
11/27	SD	1	1	1	0	1	0	0	0.0	0.0	0	0	0	0	0	0	0	0	0
12/4	at GB	1	0	1	1	0	1	0	0.0	0.0	0	0	0	0	0	0	0	0	0
12/11	at IND	1	1	2	0	2	0	0	0.0	0.0	0	0	0	0	0	0	0	0	0
12/18	JAX	1	1	2	0	2	0	0	0.0	0.0	0	0	0	0	0	0	0	0	0
12/24	CIN	1	1	2	0	2	0	0	0.0	0.0	0	0	0	0	0	0	0	0	0
1/1/17	at TEN	1	1	2	1	1	0	0	0.0	0.0	0	0	0	0	1	0	0	0	0
Totals		16	7	22	7	15	2	2	1.0	8.0	0	0	0	0	1	0	0	0	0

Bowl on Dec. 29

2013 (Clemson):

- Had 43 tackles, five tackles for loss, three sacks and eight quarterback pressures in 342 snaps over 13 games (three starts)
- Played four snaps on offense
- Had five tackles and 0.5 tackles for loss in 33 snaps against SC State on Sept. 7
- Had five tackles and 0.5 tackles for loss in 26 snaps against Wake Forest on Sept. 28; also played one snap on offense
- Had four tackles and his first career sack in 29 snaps at Syracuse on Oct. 5; also played one snap on offense
- Had one tackle and two quarterback pressures in 28 snaps against Boston College on Oct. 12; also played one snap on offense
- Had two tackles and 1.0 sack in 37 snaps against No. 5 Florida State on Oct. 19
- Had five tackles in 32 snaps at Maryland on Oct. 26; it was his first career start

2012 (Clemson):

- Had 40 tackles, three quarterback pressures and one pass breakup in 236 snaps over 13 games
- Averaged one tackle every 5.9 snaps, one of the best figures on the team
- Had two tackles in six snaps against No. 25 Auburn at Atlanta, Ga. on Sept. 1; it was his first career game

PERSONAL:

- Attended Grimsley High School in Greensboro, N.C.
- SuperPrep All-American
- Had 50 tackles, seven tackles for loss and five sacks as a senior
- Starting center on the basketball squad
- Standout baseball player (right-handed pitcher and designated hitter) who has been clocked in the 90s
- All-conference in baseball as a sophomore, junior and senior
- All-region in baseball as a junior and senior
- Team MVP in baseball as a junior and senior
- Batted .529 as junior
- Lettered four times in football, four times in baseball and four times in basketball
- Coached by Damon Coiro at Grimsley High School
- Recruited by Robbie Caldwell
- His mother, Felicia, played softball at North Carolina A&T from 1985-88
- His uncle, Glenn Ford, played football at Tennessee from 1978-80
- Graduated with a degree in communication studies in December 2015
- Born July 1, 1994



DENZEL RICE

CORNERBACK | 6-0 | 196 | COASTAL CAROLINA

Hometown: Winston-Salem, N.C. | 2nd NFL Season | 1st with Texans | Age: 23
 Acquired: FA-'16 | 2016 GP/GS: 3/0 | Career GP/GS (Playoffs): 7/0 (0/0)
 Teams: Philadelphia 2015; Houston 2016

22

TRANSACTIONS:

Signed by the Philadelphia Eagles as a college free agent on May 2, 2015...Waived by the Eagles on Aug. 28, 2016...Signed to the Houston Texans practice squad on Oct. 19, 2016...Signed to the Texans active roster on Dec. 10, 2016.

2016 (Houston 3/0):

- Spent training camp with the Eagles before being waived on Aug. 28
- Signed to the Texans practice squad on Oct. 19
- Spent Weeks 7-13 on the Texans practice squad
- Elevated to the Texans active roster on Dec. 10
- Played in his first game with the Texans and contributed on special teams at Indianapolis (12/11) in Week 14
- Played exclusively on special teams vs. Jacksonville (12/18) in Week 15
- Inactive for Week 16 vs. Cincinnati (12/24)
- Led the team with the first nine tackles (six solo) of his career at Tennessee (1/1/17) in Week 17

2015 (Philadelphia 4/0):

- Played in four games with the Eagles but did not record any statistics
- Was the only undrafted rookie to make Philadelphia's opening day roster
- Played in the first game of his career, appearing exclusively on special teams at N.Y. Jets (9/27)
- Saw his first action on defense in the season finale at N.Y. Giants (1/3/16)

COLLEGE:

- Played four seasons (2011-14) at Coastal Carolina University in Conway, S.C.
- The two-time All-Big South performer appeared in 50 games (30 starts) in his career
- Finished his collegiate career ranked third in school history with 24 career pass breakups
- Was a captain as a senior in 2014 and earned second-team All-Big South honors after starting all 14 games
- Finished his senior campaign with 41 tackles and 10 pass breakups, marking the second-highest pass breakup total in the league
- Started all 15 games as a junior in 2013 and was named second-team All-Big South after setting career highs with 61 tackles and 12 pass breakups
- Notched the first interception of his career in a win vs. Gardner-Webb (10/12/13)
- His 12 breakups in 2013 were the most in the Big South and tied for the highest single-season total in school history, and his four pass breakups in a win at Eastern Kentucky (9/14/13) tied a Chanticleers single-game record
- Played in 10 games as a sophomore in 2012 and notched three tackles on the season
- Appeared in 11 games with one start as a true freshman in 2011, recording seven tackles and two pass breakups

PERSONAL:

- Attended Jacket Integrated Academy at Carver High School in Salem, N.C.
- Led the state of North Carolina as a senior with 12 interceptions and earned first-team 2A All-State honors from The Associated Press and NCPreps.com
- Added All-Northwest Region, All-PAC 6 Conference and all-county honors
- Led Carver to a 13-3 record in 2010, winning the PAC-6 and finishing state runner-up
- Also ran track and finished fourth in the 2010 State 2A Championships in the 4x100 relay and fifth in the 4x200 relay
- An honor roll student at Carver
- Coached by Melvin Palmer
- Parents are Russell Rice and Evette Davenport
- The eldest of five children, Denzel has two younger brothers and two younger sisters

2016 STATISTICS

REGULAR SEASON				TACKLES					SACKS		INTERCEPTIONS					FUMBLES			
Date	Opp	GP	GS	Tot	Solo	Asst	QBH	TFL	Sk	Yds	Int	Yds	Lg	TD	PD	FF	FR	Yds	TD
Week 1																			
Week 2																			
Week 3																			
Week 4																			
Week 5																			
Week 6																			
WITH HOUSTON																			
10/24	at DEN																		
10/30	DET																		
11/13	at JAX																		
11/21	at OAK																		
11/27	SD																		
12/4	at GB																		
12/11	at IND	1	0	0	0	0	0	0	0.0	0.0	0	0	0	0	0	0	0	0	0
12/18	JAX	1	0	0	0	0	0	0	0.0	0.0	0	0	0	0	0	0	0	0	0
12/24	CIN																		
1/1/17	at TEN	1	0	9	6	3	0	0	0.0	0.0	0	0	0	0	0	0	0	0	0
Totals		3	0	9	6	3	0	0	0.0	0.0	0	0	0	0	0	0	0	0	0

CAREER STATISTICS

REGULAR SEASON				TACKLES					SACKS		INTERCEPTIONS					FUMBLES			
Year	Team	GP	GS	Tot	Solo	Asst	QBH	TFL	Sk	Yds	Int	Yds	Lg	TD	PD	FF	FR	Yds	TD
2015	PHI	4	0	0	0	0	0	0	0.0	0.0	0	0	0	0	0	0	0	0	0
2016	HOU	3	0	9	6	3	0	0	0.0	0.0	0	0	0	0	0	0	0	0	0
Totals		7	0	9	6	3	0	0	0.0	0.0	0	0	0	0	0	0	0	0	0



TOM SAVAGE

QUARTERBACK | 6-4 | 230 | PITTSBURGH

Hometown: Springfield, Pa. | 3rd NFL Season | 3rd with Texans | Age: 26

Acquired: D4-'14 | 2016 GP/GS: 3/2 | Career GP/GS (Playoffs): 5/2 (0/0)

Teams: Houston 2014-16

3

TRANSACTIONS:

Selected by the Houston Texans with the 35th pick in the fourth round (135th overall) of the 2014 NFL Draft.

2016 (Houston 3/2):

- Active but did not play in Weeks 1-12
- Inactive for Week 13 at Green Bay (12/4) and Week 14 at Indianapolis (12/11)
- Came off the bench and completed 23-of-36 passes for 260 yards, no touchdowns, no interceptions and an 85.4 passer rating vs. Jacksonville (12/18) in Week 15
- Set single-game career highs in completions, attempts, yards and passer rating in his first game action since 2014 (12/18)
- Made his first career start and completed 18-of-29 passes for 176 yards and a 79.1 passer rating in the AFC South-clinching win vs. Cincinnati (12/24) in Week 16
- Completed 5-of-8 passes for 25 yards and a 67.2 passer rating before exiting the game in the second quarter due to injury at Tennessee (1/1/17) in Week 17

2015 (Houston 0/0):

- Placed on the Reserve/Injured List on Sept. 1 and missed the entire season

2014 (Houston 2/0):

- Inactive in Weeks 1-12
- Made his NFL debut but did not attempt a pass vs. Tennessee (11/30) in Week 13
- Active but did not play at Jacksonville (12/7) in Week 14
- Was 10-of-19 passing for 127 yards and one interception in relief of QB Ryan Fitzpatrick at Indianapolis (12/14) in Week 15. Completed his first NFL pass at 13:06 of the second quarter to WR DeAndre Hopkins for nine yards
- Inactive in Weeks 16 and 17

COLLEGE:

- Played one season (2013) at the University of Pittsburgh (Pa.) after two seasons (2009-10) at Rutgers University in New Brunswick, N.J.
- Transferred from Rutgers to the University of Arizona in Tucson, Ariz. prior to the 2011 season but was not eligible to play in games under NCAA transfer guidelines
- Transferred from Arizona to Pittsburgh prior to the 2012 season but was not eligible to play in games under NCAA transfer guidelines
- Started 28 of 31 games played
- Completed 430-of-757 passes (56.8 percent) for 5,690 yards, 37 touchdowns and 19 interceptions
- Finished with 5,371 yards in total offense

PERSONAL:

- Attended Cardinal O'Hara High School in Springfield, Pa., starting his last three seasons at quarterback for Head Coach Dan Algeo
- Completed 190-of-426 passes for 2,547 yards and 20 touchdowns
- Played in the U.S. Army All-American Bowl and the Big 33 Football Classic
- As a senior, he passed for 1,355 yards and 10 touchdowns
- Communications major
- Older brother, Bryan, played quarterback at Wisconsin (2004-05) and Hofstra (2007-08)

2016 STATISTICS

REGULAR SEASON

REGULAR SEASON				PASSING											RUSHING								
Date	Opp	GP	GS	Att	Cmp	Pct	Yds	Yd/A	TD	Int	Lg	Sack	Lost	Rate	Att	Yds	Avg	Lg	TD				
9/11	CHI						ACTIVE, DID NOT PLAY																
9/18	KC						ACTIVE, DID NOT PLAY																
9/22	at NE						ACTIVE, DID NOT PLAY																
10/2	TEN						ACTIVE, DID NOT PLAY																
10/9	at MIN						ACTIVE, DID NOT PLAY																
10/16	IND						ACTIVE, DID NOT PLAY																
10/24	at DEN						ACTIVE, DID NOT PLAY																
10/30	DET						ACTIVE, DID NOT PLAY																
11/13	at JAX						ACTIVE, DID NOT PLAY																
11/21	at OAK						ACTIVE, DID NOT PLAY																
11/27	SD						ACTIVE, DID NOT PLAY																
12/4	at GB						INACTIVE																
12/11	at IND						INACTIVE																
12/18	JAX	1	0	36	23	63.9	260	7.2	0	0	32	0	0	85.4	3	0	0.0	3	0				
12/24	CIN	1	1	29	18	62.1	176	6.1	0	0	24	4	21	79.1	1	11	11.0	11	0				
1/1/17	at TEN	1	1	8	5	62.5	25	3.1	0	0	8	1	15	67.2	2	1	0.5	2	0				
Totals		3	2	73	46	63.0	461	6.3	0	0	32	5	36	80.9	6	12	2.0	11					

CAREER STATISTICS

REGULAR SEASON

REGULAR SEASON				PASSING											RUSHING				
Year	Team	GP	GS	Att	Cmp	Pct	Yds	Yd/A	TD	Int	Lg	Sack	Lost	Rate	Att	Yds	Avg	Lg	TD
2014	HOU	2	0	19	10	52.6	127	6.7	0	1	35	1	5	51.9	6	-6	-1.0	1	0
2015	HOU			INJURED RESERVE															
2016	HOU	3	2	73	46	63.0	461	6.3	0	0	32	5	36	80.9	6	12	2.0	11	0
Totals		5	2	92	56	60.9	588	6.4	0	1	35	6	41	74.9	12	6	0.5	11	0

ADDITIONAL CAREER STATISTICS

Fumbles/Lost: 3/2 | Fumble Recoveries: 1

CAREER GAME HIGHS

Attempts: 36 vs. JAX, 12/18/16 | **Completions:** 23 vs. JAX, 12/18/16 | **Passing Yards:** 260 vs. JAX, 12/18/16
Interceptions: 1 at IND, 12/14/14 | **Passing Long:** 35 at IND, 12/14/14 | **Passer Rating:** 85.4 vs. JAX, 12/18/16
Rushing Attempts: 4 at IND, 12/14/14 | **Rushing Yards:** 11 vs. CIN, 12/24/16 | **Rushing Long:** 11 vs. CIN, 12/24/16



BRENNAN SCARLETT

OUTSIDE LINEBACKER | 6-4 | 260 | STANFORD

Hometown: Portland, Ore. | Rookie | Age: 23

Acquired: CFA-'16 | 2016 GP/GS: 7/0 | Career GP/GS (Playoffs): 7/0 (0/0)

Teams: Houston 2016

57

TRANSACTIONS:

Signed by the Houston Texans as a college free agent on May 5, 2016.

2016 (Houston 7/0):

- Inactive for the season opener vs. Chicago (9/11)
- Made his NFL debut and contributed with one special teams tackle vs. Kansas City (9/18)
- Saw his first action on defense and recorded one tackle at New England (9/22) in Week 3
- Played exclusively on special teams vs. Tennessee (10/2) in Week 4
- Tied for the team lead with a career-high two special teams tackles at Minnesota (10/9) in Week 5
- Placed on the Reserve/Injured List on Oct. 19
- Activated from the Reserve/Injured; Designated for Return List on Dec. 17
- Played in his first game since Week 6 and tallied a career-high four tackles (one solo) vs. Jacksonville (12/18) in Week 15
- Inactive for Week 16 vs. Cincinnati (12/24)
- Tied a single-game career high with four tackles, including his first career tackle for loss, at Tennessee (1/1/17) in Week 17

CAREER AT STANFORD & CALIFORNIA:

- Played one season (2015) at Stanford (Calif.) University after transferring from the University of California, Berkeley, where he played three seasons (2011-12; 14)
- Redshirted the 2013 campaign at California
- Played in 17 games with 14 starts over four seasons with Cal but missed the entire 2013 campaign and significant portions of the 2011 and 2014 seasons due to injury
- Registered career totals of 54 tackles, 9.0 tackles for loss (42 yards), 4.5 sacks (34 yards), three pass breakups, three forced fumbles and six quarterback hurries with the Golden Bears
- Led the Cardinal to a Rose Bowl victory over Iowa in January 2016 in his lone season with the program

2015 (Stanford):

- Joined Cardinal as program's first-ever graduate transfer (California)
- All-Pac-12 honorable mention
- Played in 14 games, compiling 37 tackles, 8.0 tackles for loss, 5.5 sacks, and two pass breakups
- Five tackles (1.5 tackles for loss) at Northwestern, which was third career game with 1.5-plus tackles for loss
- Five tackles, 2.5 sacks, one forced fumble vs. Oregon
- Two tackles (1.5 tackles for loss), one sack, one pass breakup in Pac-12 Championship Game
- Three tackles (1.0 sack) vs. Iowa (Rose Bowl)

2014 (California):

- Phil Steele All-Pac-12 fourth team
- Five games played
- Missed bulk of season due to injury

2013 (California):

- Ted Hendricks Award watch list
- Phil Steele All-Pac-12 preseason fourth team
- Missed season due to injury

2012 (California):

- Pac-12 All-Academic honorable mention
- Nine starts in nine games played
- 40 tackles, 6.0 tackles for loss and 2.5 sacks
- Team-high two forced fumbles

2016 STATISTICS

REGULAR SEASON				TACKLES					SACKS		INTERCEPTIONS					FUMBLES			
Date	Opp	GP	GS	Tot	Solo	Asst	QBH	TFL	Sk	Yds	Int	Yds	Lg	TD	PD	FF	FR	Yds	TD
9/11	CHI																		
9/18	KC	1	0	0	0	0	0	0	0.0	0.0	0	0	0	0	0	0	0	0	0
9/22	at NE	1	0	1	1	0	0	0	0.0	0.0	0	0	0	0	0	0	0	0	0
10/2	TEN	1	0	0	0	0	0	0	0.0	0.0	0	0	0	0	0	0	0	0	0
10/9	at MIN	1	0	1	0	1	0	0	0.0	0.0	0	0	0	0	0	0	0	0	0
10/16	IND	1	0	0	0	0	0	0	0.0	0.0	0	0	0	0	0	0	0	0	0
10/24	at DEN																		
10/30	DET																		
11/13	at JAX																		
11/21	at OAK																		
11/27	SD																		
12/4	at GB																		
12/11	at IND																		
12/18	JAX	1	0	4	1	3	0	0	0.0	0.0	0	0	0	0	0	0	0	0	0
12/24	CIN																		
1/1/17	at TEN	1	0	4	1	3	0	1	0.0	0.0	0	0	0	0	0	0	0	0	0
Totals		7	0	10	3	7	0	1	0.0	0.0	0	0	0	0	0	0	0	0	0

ADDITIONAL STATISTICS

Special Teams Tackles: 3

- Career-high 12 tackles vs. Nevada
- Six tackles, 1.0 tackle for loss at Ohio State

2011 (California):

- Three games played
- Four tackles, 0.5 tackle for loss
- Three tackles vs. Utah
- Missed bulk of season due to injury

PERSONAL:

- Prepped at Central Catholic High School in Portland, Ore.
- Earned varsity letters in football, swimming and track and field
- 2010 U.S. Army All-American Bowl
- 2010 PrepStar All-America
- 2010 SuperPrep All-America
- 31 tackles in first two games of senior season
- 59 tackles, 6.0 sacks, one interception and three forced fumbles as a junior
- 43 tackles, 4.0 sacks and three forced fumbles as a sophomore
- National Federation of High School Awards for Excellence
- Multnomah Athletic Club Scholar Student Award
- Full name is Brennan William Scarlett
- Son of Paul and Suzy Scarlett
- Father ran track at BYU
- Two siblings, Cam and Isabella
- Grandfather, great-grandfather, uncle and multiple cousins attended Stanford
- Maternal grandfather, John Evans, was governor of Idaho from 1977-87
- Graduated from Cal's prestigious Haas School of Business in May of 2015 with a bachelor's degree in business administration



JOHN SIMON

OUTSIDE LINEBACKER | 6-1 | 260 | OHIO STATE

Hometown: Youngstown, Ohio | 4th NFL Season | 3rd with Texans | Age: 26

Acquired: FA-'14 | 2016 GP/GS: 11/5 | Career GP/GS (Playoffs): 45/13 (1/0)

Teams: Baltimore 2013-14; Houston 2014-16

51

TRANSACTIONS:

Selected by the Baltimore Ravens with the 32nd pick in the fourth round (129th overall) of the 2013 NFL Draft...Waived by the Ravens on Aug. 30, 2014...Signed to the Ravens practice squad on Aug. 31, 2014...Signed by the Houston Texans on Oct. 7, 2014...Re-signed with the Texans on April 6, 2016.

2016 (Houston 11/5):

- Set career marks with 51 tackles, four tackles for loss, two passes defended and one forced fumble
- Matched a career high and led the team with six tackles (five solo), including 1.0 sack, and added two quarterback hits in the season opener vs. Chicago (9/11)
- Set career marks with 1.5 sacks and a forced fumble, while tying single-game career highs with six tackles (four solo) and three quarterback hits, vs. Kansas City (9/18)
- Tallied three tackles at New England (9/22) in Week 3 and vs. Tennessee (10/2) in Week 4
- Finished with six tackles, one tackle for loss and one pass defended at Minnesota (10/9)
- Posted a career-high nine tackles (four solo) vs. Indianapolis (10/16) in Week 6
- Led the team with eight tackles (six solo) and added one quarterback hit vs. Detroit (10/30) in Week 8
- Totaled six solo tackles, a career-high two tackles for loss, 1.0 sack and one pass defended at Jacksonville (11/13) in Week 10
- Set single-game (two) and single-season (four) career highs for tackles for loss at Jacksonville (11/13)
- Recorded one tackle and set a single-season career-high for tackles, surpassing his previous best of 49 in 2015, at Oakland (11/21) in Week 11
- Inactive for Weeks 12-15 with an injury
- Returned to game action and assisted on one tackle vs. Cincinnati (12/24) in Week 16
- Inactive for Week 17 at Tennessee (1/1/17) with an injury

2015 (Houston 16/8, 1/0):

- Started and made four tackles (two solo) vs. Kansas City (9/13)
- Started at Carolina (9/20)
- Made one solo tackle vs. Tampa Bay (9/27)
- Recorded four tackles (two solo) at Atlanta (10/4)
- Recorded his first sack of the season after bringing down Jaguars QB Blake Bortles for an 8-yard loss in the fourth quarter at Jacksonville (10/18)
- Posted his second sack when he brought down Dolphins QB Ryan Tannehill for an 8-yard loss in the second quarter at Miami (10/25)
- Recorded back-to-back games with a sack for the second time in his career (Weeks 6-7)
- Tied for fourth on the team with six tackles (four solo). Also added a special teams tackle vs. Tennessee (11/1)
- Notched three solo tackles and a sack vs. Cincinnati (11/16)
- Split a sack with OLB Jadeveon Clowney in the fourth quarter vs. N.Y. Jets (11/22)
- Tied for the team lead with six tackles (five solo) and added a quarterback hit at Buffalo (12/6)
- Sacked Colts QB Matt Hasselbeck for a 9-yard loss in the second quarter at Indianapolis (12/20)
- Finished with five tackles (four solo), one quarterback hit and a half-sack vs. Jacksonville (1/3/16)

2016 STATISTICS

REGULAR SEASON				TACKLES					SACKS		INTERCEPTIONS					FUMBLES			
Date	Opp	GP	GS	Tot	Solo	Asst	QBH	TFL	Sk	Yds	Int	Yds	Lg	TD	PD	FF	FR	Yds	TD
9/11	CHI	1	1	6	5	1	2	1	1.0	8.0	0	0	0	0	0	0	0	0	0
9/18	KC	1	1	6	4	2	3	0	1.5	1.0	0	0	0	0	0	1	0	0	0
9/22	at NE	1	1	3	2	1	0	0	0.0	0.0	0	0	0	0	0	0	0	0	0
10/2	TEN	1	0	3	0	3	0	0	0.0	0.0	0	0	0	0	0	0	0	0	0
10/9	at MIN	1	0	6	3	3	0	1	0.0	0.0	0	0	0	0	1	0	0	0	0
10/16	IND	1	0	9	4	5	0	0	0.0	0.0	0	0	0	0	0	0	0	0	0
10/24	at DEN	1	1	3	1	2	1	0	0.0	0.0	0	0	0	0	0	0	0	0	0
10/30	DET	1	0	8	6	2	1	0	0.0	0.0	0	0	0	0	0	0	0	0	0
11/13	at JAX	1	1	6	6	0	1	2	1.0	10.0	0	0	0	0	1	0	0	0	0
11/21	at OAK	1	0	1	1	0	0	0	0.0	0.0	0	0	0	0	0	0	0	0	0
11/27	SD																		
12/4	at GB																		
12/11	at IND																		
12/18	JAX																		
12/24	CIN	1	0	1	0	1	0	0	0.0	0.0	0	0	0	0	0	0	0	0	0
1/1/17	at TEN																		
Totals		11	5	51	32	19	10	4	3.5	19.0	0	0	0	0	2	1	0	0	0

CAREER STATISTICS

REGULAR SEASON				TACKLES					SACKS		INTERCEPTIONS					FUMBLES			
Year	Team	GP	GS	Tot	Solo	Asst	QBH	TFL	Sk	Yds	Int	Yds	Lg	TD	PD	FF	FR	Yds	TD
2013	BAL	7	0	0	0	0	0	0	0.0	0.0	0	0	0	0	0	0	0	0	0
2014	HOU	11	0	9	4	5	6	2	1.5	5.0	0	0	0	0	1	0	0	0	0
2015	HOU	16	8	49	36	13	11	3	5.0	28.0	0	0	0	0	0	0	1	0	0
2016	HOU	11	5	51	32	19	10	4	3.5	19.0	0	0	0	0	2	1	0	0	0
Totals		45	13	109	72	37	27	9	10.0	52.0	0	0	0	0	3	1	1	0	0

POSTSEASON				TACKLES					SACKS		INTERCEPTIONS					FUMBLES			
Year	Team	GP	GS	Tot	Solo	Asst	QBH	TFL	Sk	Yds	Int	Yds	Lg	TD	PD	FF	FR	Yds	TD
2015	HOU	1	0	8	5	3	0	1	0.0	0.0	0	0	0	0	0	0	0	0	0
Totals		1	0	8	5	3	0	1	0.0	0.0	0	0	0	0	0	0	0	0	0

ADDITIONAL STATISTICS

Special Teams Tackles (11): 2013 - 4; 2014 - 3; 2015 - 4

CAREER GAME HIGHS

Tackles: 9 vs. IND, 10/16/16 | QBH: 3, 2x - last: vs. KC 9/18/16 | TFL: 2 at JAX, 11/13/16 | PD: 1, 3x - last: at JAX, 11/13/16

Sacks: 1.5 vs. KC, 9/18/16 | FF: 1 vs. KC, 9/18/16 | FR: 1 vs. NE, 12/13/15

- Finished the year with single-season career highs in tackles (49), sacks (5.0), quarterback hits (11), tackles for loss (three) and fumble recoveries (one)

2014 (Houston 11/0):

- Made nine tackles and had 1.5 sacks in 11 games. Also had six quarterback hits, two tackles for loss, three special teams tackles and one pass defended
- Registered a sack, one tackle and a special teams tackle vs. Indianapolis in his Texans debut
- Notched a pair of quarterback hits at Tennessee (10/26) in Week 8
- Combined with DE J.J. Watt for a sack and added a quarterback hit, a pass defended, a special teams tackle and a tackle vs. Philadelphia (11/2) in Week 9
- Made a special teams tackle at Cleveland (11/16) in Week 11
- Had a career-high three tackles, a tackle for loss and a quarterback hit vs. Tennessee (11/30) in Week 13
- Made a pair of tackles and had a quarterback hit at Indianapolis (12/14) in Week 15
- Assisted on a tackle vs. Baltimore (12/21) in Week 16

2013 (Baltimore 7/0):

- Made four special teams tackles in five games for Baltimore

COLLEGE:

- Played four seasons (2009-12) at Ohio State University in Columbus, Ohio

JOHN SIMON

- Big Ten Defensive Player of the Year (2012)
- Totaled 154 tackles (81 solo), 20.5 sacks, 10 passes defended, three fumble recoveries and 43 tackles for loss in his career
- Saw action in 50 games, including 37 consecutive starts
- First-team All-Big Ten by the media and coaches (2012)
- Two-time third-team All-American by the Associated Press (2011-12)
- Majored in sports & leisure studies

PERSONAL:

- Prepped at Cardinal Mooney High School in Youngstown, Ohio
- Two-time All-State honoree, helping his team to three state title games and a regional semifinals appearance
- Was Ohio's Division IV and NE Ohio's Defensive Player of the Year as a senior when he had 148 tackles, 13 tackles for loss, 11 sacks and three forced fumbles
- Played in the U.S. Army All-American game and was a member of the National Honor Society and a Cardinal Mooney Ambassador



ANTONIO SMITH

DEFENSIVE END | 6-3 | 290 | OKLAHOMA STATE

Hometown: Oklahoma City, Okla. | 12th NFL Season | 6th with Texans | Age: 35
 Acquired: FA-'16 | 2016 GP/GS: 13/0 | Career GP/GS (Playoffs): 185/133 (11/7)
 Teams: Arizona 2004-08; Houston 2009-13; Oakland 2014; Denver 2015; Houston 2016

94

TRANSACTIONS:

Selected by the Arizona Cardinals with the third pick in the fifth round (135th overall) of the 2004 NFL Draft...Waived by the Cardinals on Sept. 5, 2004...Signed to the Cardinals practice squad on Sept. 6, 2004...Signed to the Cardinals active roster on Dec. 15, 2004...Waived by the Cardinals on Sept. 4, 2005...Signed to the Cardinals practice squad on Sept. 8, 2005...Signed to the Cardinals active roster on Oct. 6, 2005...Signed by the Houston Texans on March 1, 2009...Signed by the Oakland Raiders on March 14, 2014...Released by the Raiders on March 31, 2015...Signed by the Denver Broncos on April 6, 2015...Signed by the Texans on Sept. 28, 2016.

CAREER:

- A 12th-year defensive lineman who appeared in 172 regular-season games (133 starts) and 11 postseason contests (7 starts) while making one Pro Bowl in his first 11 NFL seasons with Arizona (2004-08), Houston (2009-13), Oakland (2014) and Denver (2015)
- Totaled 328 tackles (238 solo), 47 sacks (294 yds.), 10 passes defended, 11 forced fumbles and 11 fumble recoveries in his first 11 seasons in the league
- Notched nine tackles (seven solo), 2.5 sacks and two passes defended for Denver in 2015
- Missed just one contest over 10 seasons (2006-15) with his 153 regular-season games played during that span tied for the most among active NFL defensive players
- Selected to his first career Pro Bowl with Houston in 2011 after posting 6.5 sacks in addition to 25 tackles (19 solo) for the NFL's No. 2-ranked defensive unit (285.7 ypg)
- Represents one of only eight NFL players to produce multiple sacks in every season since 2005
- Received the inaugural Craig Long Pride and Poise Award in 2014, presented to the Oakland Raiders player who best exemplifies professionalism with the local media
- Named All-NFL Europe while playing with the Hamburg Sea Devils in the spring of 2005
- Totaled 60 tackles (30 solo), including 8.5 sacks and 13 stops for loss, in two years at Oklahoma State University (2002-03) after transferring from Northeastern Oklahoma A&M College
- Selected by Arizona in the fifth round (135th overall) of the 2004 NFL Draft

2016 (Houston 13/0):

- Signed with the Texans on Sept. 28
- Recorded one quarterback hit in his 2016 debut with the Texans vs. Tennessee (10/2) in Week 4
- Registered a half-sack and a single-game season-high two quarterback hits at Minnesota (10/9) in Week 5
- Split a sack with OLB Whitney Mercilus on Vikings QB Sam Bradford in the first quarter on third down, marking his first half-sack of the year
- Logged one quarterback hit on Chargers QB Philip Rivers vs. San Diego (11/27) in Week 12
- Made a season-high two tackles and added a quarterback hit at Green Bay (12/4)

2016 STATISTICS

REGULAR SEASON				TACKLES					SACKS		INTERCEPTIONS						FUMBLES			
Date	Opp	GP	GS	Tot	Solo	Asst	QBH	TFL	Sk	Yds	Int	Yds	Lg	TD	PD	FF	FR	Yds	TD	
Week 1				NOT ON ROSTER																
Week 2				NOT ON ROSTER																
Week 3				NOT ON ROSTER																
WITH HOUSTON																				
10/2	TEN	1	0	0	0	0	1	0	0.0	0.0	0	0	0	0	0	0	0	0	0	
10/9	at MIN	1	0	1	0	1	2	0	0.5	3.5	0	0	0	0	0	0	0	0	0	
10/16	IND	1	0	0	0	0	0	0	0.0	0.0	0	0	0	0	0	0	0	0	0	
10/24	at DEN	1	0	0	0	0	0	0	0.0	0.0	0	0	0	0	0	0	0	0	0	
10/30	DET	1	0	0	0	0	0	0	0.0	0.0	0	0	0	0	0	0	0	0	0	
11/13	at JAX	1	0	0	0	0	0	0	0.0	0.0	0	0	0	0	0	0	0	0	0	
11/21	at OAK	1	0	0	0	0	0	0	0.0	0.0	0	0	0	0	0	0	0	0	0	
11/27	SD	1	0	0	0	0	1	0	0.0	0.0	0	0	0	0	0	0	0	0	0	
12/4	at GB	1	0	2	2	0	1	0	0.0	0.0	0	0	0	0	0	0	0	0	0	
12/11	at IND	1	0	0	0	0	0	0	0.0	0.0	0	0	0	0	0	0	0	0	0	
12/18	JAX	1	0	0	0	0	1	0	0.0	0.0	0	0	0	0	0	0	0	0	0	
12/24	CIN	1	0	1	1	0	0	0	0.0	0.0	0	0	0	0	0	0	0	0	0	
1/1/17	at TEN	1	0	0	0	0	0	0	0.0	0.0	0	0	0	0	0	0	0	0	0	
Totals		13	0	4	3	1	6	0	0.5	3.5	0	0	0	0	0	0	0	0	0	

CAREER STATISTICS

REGULAR SEASON				TACKLES					SACKS		INTERCEPTIONS					FUMBLES			
Year	Team	GP	GS	Tot	Solo	Asst	QBH	TFL	Sk	Yds	Int	Yds	Lg	TD	PD	FF	FR	Yds	TD
2004	ARI	2	0	0	0	0	-	-	0.0	0.0	0	0	0	0	0	0	0	0	0
2005	ARI	11	8	16	16	0	-	-	3.0	16.0	0	0	0	0	0	0	0	0	0
2006	ARI	16	8	25	15	10	5	-	2.5	9.0	0	0	0	0	0	0	2	4	1
2007	ARI	16	13	44	37	7	11	1	5.5	35.0	0	0	0	0	0	1	3	10	0
2008	ARI	16	10	41	31	10	13	7	3.5	24.0	0	0	0	0	0	2	3	16	0
2009	HOU	16	15	34	26	8	19	6	4.5	25.5	0	0	0	0	1	2	2	2	0
2010	HOU	16	16	38	23	15	22	7	4.0	28.0	0	0	0	0	2	1	0	0	0
2011	HOU	16	16	25	19	6	19	10	6.5	44.5	0	0	0	0	2	1	0	0	0
2012	HOU	16	16	30	23	7	19	7	7.0	51.0	0	0	0	0	3	2	1	0	0
2013	HOU	15	15	30	22	8	13	8	5.0	29.5	0	0	0	0	0	1	0	0	0
2014	OAK	16	16	20	18	2	6	7	3.0	15.0	0	0	0	0	0	1	0	0	0
2015	DEN	16	0	9	7	2	8	3	2.5	17.0	0	0	0	0	2	0	0	0	0
2016	HOU	13	0	4	3	1	6	0	0.5	3.5	0	0	0	0	0	0	0	0	0
Totals		185	133	316	240	76	141	56	47.5	298.0	0	0	0	0	10	11	11	32	1

POSTSEASON

Year	Team	GP	GS	Tot	Solo	Asst	QBH	TFL	Sk	Yds	Int	Yds	Lg	TD	PD	FF	FR	Yds	TD
2008	ARI	4	3	8	7	1	4	4	2.0	10.0	0	0	0	0	0	1	1	0	0
2011	HOU	2	2	8	7	1	1	3	1.0	8.0	0	0	0	0	0	0	0	0	0
2012	HOU	2	2	3	3	0	3	0	0.0	0.0	0	0	0	0	0	0	0	0	0
2015	DEN	3	0	3	2	1	2	1	1.0	7.0	0	0	0	0	0	0	0	0	0
Totals		11	7	22	19	3	10	8	4.0	25.0	0	0	0	0	0	1	1	0	0

CAREER GAME HIGHS

Tackles: 6 at BAL, 9/23/07 | **QBH:** 4, 2x – last: vs. JAX 1/2/11 | **TFL:** 2, 12x – last: vs. SF, 12/7/14
Sacks: 2.0, 6x – last: vs. SF, 12/7/14 | **FF:** 1, 11x – last: vs. BUF, 12/21/14 | **FR:** 1, 11x – last: at TEN, 12/2/12

- Recorded one quarterback hit vs. Jacksonville (12/18) in Week 15
- Notched one solo tackle vs. Cincinnati (12/24) in Week 16

2015 (Denver 16/0, 3/0):

- Appeared in all 16 regular-season games for Denver and posted nine tackles (seven solo and 2.5 sacks)
- Posted three tackles (2 solo) in Denver's three postseason contests
- Made his Broncos debut and recorded two tackles (one solo) vs. Baltimore (9/13)
- Sacked Chiefs QB Alex Smith for 8 yards and added three solo tackles at Kansas City (9/17)
- Posted one quarterback hit and one pass defended at Detroit (9/27)
- Recorded one pass defended at Oakland (10/11)
- Teamed with OLB Shaq Barrett to take down Browns QB Josh McCown at Cleveland (10/18)

ANTONIO SMITH

- Sacked Packers QB Aaron Rodgers for eight yards vs. Green Bay (11/1)
- Saw action on defense at Indianapolis (11/8), vs. Kansas City (11/15), at Chicago (11/22) and vs. New England (11/29)
- Posted one solo tackle at San Diego (12/6) and vs. Oakland (12/13)
- Played on defense at Pittsburgh (12/20), vs. Cincinnati (12/28) and vs. San Diego (1/3/16)
- Sacked Steelers QB Ben Roethlisberger for seven yards and added two solo stops in Denver's AFC Divisional Playoff Game vs. Pittsburgh (1/17/16)
- Assisted on one tackle in Denver's AFC Championship Game vs. New England (1/24/16)
- Notched one quarterback hit in Denver's Super Bowl 50 victory vs. Carolina (2/7/16)

2014 (Oakland 16/16):

- Started all 16 games for the Raiders and posted 36 tackles (19 solo), 3.0 sacks and one forced fumble
- Received the inaugural Craig Long Pride and Poise Award, presented to the Raiders player who best exemplifies professionalism with the local media
- Registered his sixth career multi-sack game (2.0) vs. San Francisco (12/7)

2013 (Houston 15/15):

- Started all 15 games played for Houston, finishing with 30 tackles (22 solo), 5.0 sacks and one forced fumble
- Tallied 2.5 sacks in his first three games of the season
- Notched his fifth career multi-sack game (2.0) vs. Indianapolis (11/3)

2012 (Houston 16/16, 2/2):

- Started all 16 games for the third consecutive season and recorded a career-best 7.0 sacks to go along with 30 tackles (23 solo), three passes defended, two forced fumbles and one fumble recovery
- Posted three solo tackles in two postseason starts for the Texans
- Registered his fourth career multi-sack game (2.0) vs. Baltimore (10/21)
- Collected his career-best seventh sack of the season at Indianapolis (12/30)

2011 (Houston 16/16, 2/2):

- Selected to his first career Pro Bowl after starting all 16 games and finishing with 25 tackles (19 solo), 6.5 sacks, two passes defended and one forced fumble
- Opened two postseason games and collected eight tackles (seven solo) and 1.0 sack
- Started the season with at least a half sack in Houston's first five games
- Recorded the third multi-sack game (2.0) of his career vs. Tennessee (1/1/12)
- Notched 1.0 sack and a postseason-best five solo tackles in Houston's AFC Wild Card Playoff Game vs. Cincinnati (1/7/12)

2010 (Houston 16/16):

- Started all 16 games for the first time in his career, registering 38 tackles (23 solo), 4.0 sacks, two passes defended and one forced fumble for Houston
- Tallied his second career multi-sack game (2.0) at Oakland (10/3)

2009 (Houston 16/15):

- Started 15-of-16 games played in his first season with the Texans and recorded 34 tackles (26 solo), 4.5 sacks, one pass defended, two forced fumbles and two fumble recoveries
- Recovered a fumble and made three solo tackles in his Texans debut vs. New York Jets (9/13)

2008 (Arizona 16/10, 4/3):

- Played all 16 games (10 starts) for the third consecutive season for Arizona, finishing the regular season with 41 tackles (31 solo), 3.5 sacks, two forced fumbles and three fumble recoveries
- Played all four (three starts) of the Cardinals' postseason contests, totaling eight tackles (seven solo), 2.0 sacks, one forced fumble and one fumble recovery
- Recorded 1.0 sack in Arizona's NFC Wild Card Game vs. Atlanta (1/3/09)
- Started his first postseason game and tallied 1.0 sack in Arizona's NFC Divisional Game at Carolina (1/10/09)
- Started and notched two tackles in Arizona's Super Bowl XLII loss vs. Pittsburgh (2/1/09)

2007 (Arizona 16/13):

- Started 13-of-16 games played for Arizona, finishing with a career-best 44 tackles (37 solo), 5.5 sacks, one forced fumble and three fumble recoveries
- Registered 3.5 sacks through Games 1-5, which bested his previous career-high for a single season
- Posted a career-high six tackles (four solo) at Baltimore (9/23)
- Recovered his first career forced fumble vs. Detroit (11/11)

2006 (Arizona 16/8):

- Played all 16 games for the first time in his career, registering 25 tackles (15 solo), 2.5 sacks and two fumble recoveries for the Cardinals
- Recovered his first career fumble vs. St. Louis (9/24)
- Totaled a season-high five tackles (two solo) vs. Denver (12/17)

2005 (Arizona 11/8):

- Appeared in 11 games (eight starts), totaling 16 solo tackles and 3.0 sacks
- Named an All-NFL Europe selection playing for the Hamburg Sea Devils in the spring
- Spent the first four weeks of the NFL season competing on Arizona's practice squad
- Made his first career tackle vs. Seattle (11/6)
- Made his first NFL start at Detroit (11/13)
- Tallied his first two career sacks vs. Houston (12/18)

2004 (Arizona 2/0):

- Selected by Arizona in the fifth round (135th overall) of the 2004 NFL Draft
- Played two games after spending the first 13 weeks of his rookie year on the practice squad
- Made his NFL debut vs. St. Louis (12/19)

COLLEGE:

- Played two seasons (2002-03) at Oklahoma State University after transferring from Northeastern Oklahoma A&M College
- Totaled 60 tackles (30 solo), 8.5 sacks, 13 tackles for loss and three passes defended in his two years with the Cowboys
- Garnered All-Big 12 Conference honorable-mention honors after his junior and senior seasons
- Finished his senior season with 29 tackles (14 solo), 5.0 sacks, seven tackles for loss and one pass defended before missing the rest of the season with a leg injury

PERSONAL:

- Attended John Marshall High School in Oklahoma City
- Named honorable mention all-city and all-state following his senior year
- Began playing football in the ninth grade
- Lettered in track and earned all-city in shot put
- Born on Oct. 21, 1981, in Oklahoma City



XAVIER SU'A-FILO

GUARD | 6-4 | 320 | UCLA

Hometown: American Fork, Utah | 3rd NFL Season | 3rd with Texans | Age: 26
 Acquired: D2-'14 | 2016 GP/GS: 16/15 | Career GP/GS (Playoffs): 40/25 (1/1)
 Teams: Houston 2014-16

71

TRANSACTIONS:

Selected by the Houston Texans with the first pick in the second round (33rd overall) of the 2014 NFL Draft.

2016 (Houston 16/15):

- Started at left guard in Weeks 1-13 and Weeks 15-17
- Helped pave the way for 100-yard rushing performances by RB Lamar Miller vs. Chicago (9/11) in Week 1, vs. Indianapolis (10/16) in Week 6 and at Oakland (11/21) in Week 11
- Contributed to a Texans ground attack that put together a then-season-high 181 rushing yards at Jacksonville (11/13) in Week 10
- Came off the bench to fill in at left guard at Indianapolis (12/11) in Week 14

2015 (Houston 11/9, 1/1):

- Inactive in Weeks 1-3
- Made his season debut playing left guard at Atlanta (10/4)
- Inactive in Week 6
- Started at left guard in Week 7
- Did not play in Week 8
- Started at left guard in Weeks 10-17 and in Wild Card Game vs. Kansas City (1/9/16)

2014 (Houston 13/1):

- Saw action in 13 games
- Made his NFL debut vs. Washington (9/7)
- Played at Oakland (9/14) in Week 2, at N.Y. Giants (9/21) in Week 3, vs. Buffalo (9/28) in Week, at Dallas (10/5) in Week 5
- Made his first career start at right guard vs. Indianapolis (10/9) in Week 6
- Played at Pittsburgh (10/20) in Week 7, at Tennessee (10/26) in Week 8, vs. Philadelphia (11/2) in Week 9, at Cleveland (11/16) in Week 11 and vs. Cincinnati (11/23) in Week 12
- Saw extended playing time at left guard vs. Tennessee (11/30) in Week 13
- Played at Jacksonville (12/7) in Week 14
- Inactive in Weeks 15-17

COLLEGE:

- Played three seasons (2009; 12-13) at the University of California, Los Angeles
- Started all 40 games that he suited up for with the Bruins, playing 21 contests at left guard and 19 at left tackle
- Began his career at UCLA in 2009
- Returned to the UCLA program in 2012 after serving two years on a Mormon Church mission to Alabama and Florida
- Recorded 43 touchdown-resulting blocks and 337 knockdowns
- Second-Team All-American (2013)
- Two-time first-team All-Pac 12 (2012,2013)

PERSONAL:

- Attended Timpvew High School in Provo, Utah, playing football for Head Coach Louis Wong
- Started on the offensive line since his sophomore season
- Earned Class 4A first-team All-State honors as a junior and senior
- Helped to lead his high school team to the state championships in 2006, 2007 and 2008 and a state-record 36 consecutive wins
- Selected to play in the Under Armour All-America game
- Named Utah State 4A Offensive Player of the Year in 2008
- Fluent in Spanish

CAREER STATISTICS

REGULAR SEASON GAMES PLAYED/STARTED (PLAYOFFS):

2014 Houston: 13/1 (0/0)

2015 Houston: 11/9 (1/1)

2016 Houston: 16/15

TOTAL: 40/25 (1/1)

ADDITIONAL STATISTICS

Misc. Tackles (1): 2016 - 1



JOSH WALKER

GUARD | 6-5 | 328 | MIDDLE TENNESSEE STATE

Hometown: Spring City, Tenn. | 2nd NFL Season | 1st with Texans | Age: 25
 Acquired: FA-'16 | 2016 GP/GS: 1/0 | Career GP/GS (Playoffs): 14/0 (0/0)
 Teams: Indianapolis 2014; Green Bay 2014-15; Houston 2016

73

TRANSACTIONS:

Signed by the Indianapolis Colts as a college free agent on May 11, 2014...Waived by the Colts on Aug. 30, 2014...Signed to the Colts practice squad on Aug. 31, 2014...Released from the Colts practice squad on Sept. 16, 2014...Signed to the Green Bay Packers practice squad on Sept. 23, 2014...Signed by the Packers on Jan. 20, 2015...Waived by the Packers on Sept. 3, 2016...Signed to the Houston Texans practice squad on Oct. 27, 2016...Signed to the Texans active roster on Nov. 8, 2016.

2016 (Houston 1/0):

- Waived by Green Bay on Sept. 3 and signed to the Texans practice squad on Oct. 27
- Spent Week 8 on the Texans practice squad
- Elevated to the Texans active roster on Nov. 8
- Active but did not play at Jacksonville (11/13) in Week 10
- Inactive for Weeks 11-14 and Week 16
- Made his Texans debut as a reserve offensive lineman vs. Jacksonville (12/18) in Week 15
- Active but did not play in Week 17 at Tennessee (1/1/17)

2015 (Green Bay 13/0):

- Played in 13 games, seeing action on offense and special teams
- Inactive for three contests during the regular season and both playoff games (healthy scratch)
- Made his NFL debut, appearing on five snaps on special teams and three on offense, lining up as an extra lineman on the left side for three plays late in the fourth quarter at Chicago (9/13)
- Saw the most significant action of his career on offense, playing 32 snaps at right guard in place of T.J. Lang after he departed midway through the second quarter due to a knee injury, vs. St. Louis (10/11)
- Filled in for Lang on all but one series, helping the line allow just 2.0 sacks of QB Aaron Rodgers to a St. Louis defense that entered the game tied for No. 2 in the NFL with 17.0 sacks in the first four games, vs. St. Louis (10/11)
- Played 26 snaps on offense, seeing time in the second half at right tackle in place of an injured Bryan Bulaga (ankle) and at right guard in place of Lang, at Arizona (12/27)

2014 (Indianapolis 0/0; Green Bay 0/0):

- Was on the Packers practice squad for the final 13 games of the regular season and their two playoff games
- Originally entered the NFL as a college free agent with Indianapolis, signing with the Colts on May 12
- Waived by the Colts in the final roster reduction on Aug. 30
- Signed to the Colts practice squad on Sept. 1, but was released on Sept. 16
- Signed to Green Bay's practice squad on Sept. 23

COLLEGE:

- Played four seasons (2010-13) at Middle Tennessee State University in Murfreesboro, Tenn. after redshirting the 2009 campaign
- Played in 49 games with 34 starts, including 25 straight starts to end his collegiate career
- Never missed a game during his career
- Earned second-team All-Conference USA honors and was voted a team captain in his final season for the Blue Raiders in 2013
- Started all 13 games that season and ranked second on the team with 980 snaps played as part of an offensive line that produced five different 100-yard rushers and seven games of 200-plus yards on the ground
- Paved the way for the running game to compile 200-plus yards rushing in five consecutive wins, as the Blue Raiders rushed for 308 yards and two touchdowns vs. Marshall (Oct. 24), 259 yards at Alabama-Birmingham (Nov. 2), 249 yards and four touchdowns vs. Florida International (Nov. 9), 246 yards and three touchdowns at Southern Miss (Nov. 23) and 304 yards and four touchdowns vs. Texas-El Paso (Nov. 30)
- As a junior in 2012, received honorable mention All-Sun Belt recognition from the conference's coaches and second-team All-Sun Belt honors from Phil Steele's College Football after starting all 12 games
- Was a part of an offensive line that ranked second nationally in fewest sacks allowed and paved the way for three different 100-yard rushers
- Blocked for an offense that gained 510 total yards (264 rushing, 246 passing) and scored seven touchdowns (five rushing, two passing) at Georgia Tech (Sept. 29)
- Also paved the way for RB Benny Cunningham to rush for a career-high five touchdowns in the 49-28 win at Georgia Tech
- Helped Cunningham set new career highs for carries (36) and yardage (230) at FIU (Oct. 13)
- Appeared in 11 games and made eight starts as a sophomore in 2011

CAREER STATISTICS

REGULAR SEASON GAMES PLAYED/STARTED (PLAYOFFS):

2014 Indianapolis: 0/0 (0/0)

2015 Green Bay: 13/0 (0/0)

2016 Houston: 1/0 (0/0)

TOTAL: 14/0 (0/0)

- Blocked for an offense that tallied 582 total yards (167 rushing, 415 passing) at Troy (Sept. 24), 477 yards (200 rushing, 277 passing) vs. Memphis (Oct. 1) and 482 yards (200 rushing, 282 passing) vs. Western Kentucky (Oct. 6)
- Played in all 13 games and made one start as a redshirt freshman in 2010
- Started vs. North Texas (Nov. 13), the first start of his collegiate career
- Earned a degree in liberal studies

PERSONAL:

- Attended Rhea County High School in Evensville, Tenn.
- Was a three-year starter on the offensive and defensive line for the Golden Eagles
- Named to The Tennessean's 2008 Dream Team and the Best of Preps after recording 41 pancake blocks his senior year in helping lead his team to a 10-3 record
- Also lettered in track and field his senior year, participating in the shot put and discus events
- Born in Knoxville, Tenn.



BRANDON WEEDEN

QUARTERBACK | 6-4 | 230 | OKLAHOMA STATE

Hometown: Oklahoma City, Okla. | 5th NFL Season | 2nd with Texans | Age: 33

Acquired: W-'15 (DAL) | 2016 GP/GS: 0/0 | Career GP/GS (Playoffs): 34/25 (0/0)

Teams: Cleveland 2012-13; Dallas 2014-15; Houston 2015-16

5

TRANSACTIONS:

Selected by the Cleveland Browns with the 22nd pick in the first round (22nd overall) of the 2012 NFL Draft...Waived by the Browns on March 12, 2014...Signed by the Dallas Cowboys on March 17, 2014...Waived by the Cowboys on Nov. 17, 2015...Claimed off waivers by the Houston Texans on Nov. 19, 2015...Re-signed with the Texans on April 1, 2016.

CAREER:

- Started 20-of-23 games in Cleveland (2012-2013)
- As a rookie with the Browns, started 15 games and throwing for 3,385 yards, a Browns rookie record, and 14 touchdowns while completing 57.4 percent of his passes
- Played in five games with one start for the Cowboys in 2014 and went 24-of-41 for 303 yards with three touchdowns and two interceptions
- Claimed off waivers by the Texans in November 2015 after playing in four games (three starts) with Dallas

2016 (Houston 0/0):

- Inactive for Weeks 1-12 and Weeks 15-17
- Active but did not play in Week 13 at Green Bay (12/4) or Week 14 at Indianapolis (12/11)

2015 (Dallas 4/3; Houston 2/1):

- Started in Weeks 3-5 for the Dallas Cowboys after QB Tony Romo was placed on IR-Designated to Return
- Entered the game for the Cowboys in Week 2 at Philadelphia (9/20) and completed 7-of-7 passes for 73 yards, and a touchdown (149.7 rating)
- Started for the Cowboys in Week 3 against Atlanta (9/27) and completed 22-of-26 passes for 232 yards and an interception (87.8 rating)
- Started for the Cowboys in Week 4 at New Orleans (10/4) and went 16-for-26 for 246 yards and a touchdown (105.6 rating)
- Started for the Cowboys in Week 5 against New England (10/11) and went 26-for-39 for 187 yards and an interception (66.9 rating)
- Claimed off waivers by the Texans on Nov. 19
- Did not play in Week 11 vs. N.Y. Jets (11/22)
- Inactive in Weeks 12-14
- Completed 11-of-18 passes for 105 yards, one touchdown and a 95.8 passer rating at Indianapolis (12/20)
- Entered the game after QB T.J. Yates exited due to injury in the second quarter at Indianapolis (12/20) and completed 4-of-5 passes for 36 yards on the ensuing drive, which led to a field goal at the end of the first half
- Threw an 8-yard touchdown pass to WR Jaelen Strong in the fourth quarter at Indianapolis (12/20), his first with the Texans, third of the season and 29th of his career. On the 10-play, 90-yard drive, went 4-of-6 for 54 yards and the score
- Became the first player in franchise history with two passing touchdowns and one rushing touchdown in a game at Tennessee (12/27)
- Completed 15-of-24 passes for 200 yards, two touchdowns, no interceptions and a 116.7 passer rating at Tennessee (12/27), which was the highest passer rating he'd recorded in a game in which he started
- Scored his first career rushing touchdown on a 7-yard run in the second quarter at Tennessee (12/27)
- Completed a 44-yard pass to WR DeAndre Hopkins in the second quarter at Tennessee (12/27), his longest completion since joining the Texans
- Did not play in Week 17 vs. Jacksonville (1/3/16) and in Wild Card Game vs. Kansas City (1/9/16)

2016 STATISTICS

REGULAR SEASON														PASSING						RUSHING				
Date	Opp	GP	GS	Att	Cmp	Pct	Yds	Yd/A	TD	Int	Lg	Sack	Lost	Rate	Att	Yds	Avg	Lg	TD					
9/11	CHI																							
9/18	KC																							
9/22	at NE																							
10/2	TEN																							
10/9	at MIN																							
10/16	IND																							
10/24	at DEN																							
10/30	DET																							
11/13	at JAX																							
11/21	at OAK																							
11/27	SD																							
12/4	at GB																							
12/11	at IND																							
12/18	JAX																							
12/24	CIN																							
1/1/17	at TEN																							
Totals				0	0		0	0.0	0	0.0	0	0	0	0.0	0	0	0.0	0	0					

CAREER STATISTICS

REGULAR SEASON														PASSING						RUSHING				
Year	Team	GP	GS	Att	Cmp	Pct	Yds	Yd/A	TD	Int	Lg	Sack	Lost	Rate	Att	Yds	Avg	Lg	TD					
2012	CLE	15	15	517	297	57.4	3,385	6.5	14	17	71t	28	186	72.6	27	111	4.1	25	0					
2013	CLE	8	5	267	141	52.8	1,731	6.5	9	9	95t	27	180	70.3	12	44	3.7	11	0					
2014	DAL	5	1	41	24	58.5	303	7.4	3	2	43t	1	9	85.7	6	-1	-0.2	1	0					
2015	DAL	4	3	98	71	72.4	738	7.5	2	2	67	8	62	92.1	9	30	3.3	11	0					
2015	HOU	2	1	42	26	61.9	305	7.3	3	0	44	2	15	107.7	7	17	2.4	7t	1					
2016	HOU	0	0	0	0	0.0	0	0.0	0	0	0	0	0	0.0	0	0	0.0	0	0					
Totals		34	25	965	559	57.9	6,462	6.7	31	30	95t	66	452	76.0	61	201	3.3	25	1					

CAREER GAME HIGHS

Attempts: 53 vs. MIA, 9/8/13 | **Completions:** 27 vs. BUF, 9/23/12 | **Passing Yards:** 370 vs. JAX, 12/1/13
Passing TDs: 3 vs. JAX, 12/1/13 | **INTs:** 4 vs. PHI, 9/9/12 | **Passing Long:** 95 vs. JAX, 12/1/13 | **Rating:** 116.7 at TEN, 12/27/15
Rushing Attempts: 5, 2x – last: at IND, 12/20/15 | **Rushing Yards:** 25 vs. PHI, 9/9/12 | **Rushing TDs:** 1 at TEN, 12/27/15

2014 (Dallas 5/1):

- Played in five games with one start and completed 24-of-41 passes for 303 yards with three touchdowns and two interceptions
- Made his Cowboys debut in place of Romo (back) in the third and fourth quarters of the overtime loss vs. Washington (10/27) and completed 4-of-6 passes for 69 yards and a touchdown
- Started in place of QB Tony Romo (back) against Arizona (11/2) and completed 18-of-33 (54.5%) passes for 183 yards with one touchdown and two interceptions
- Stepped in for Romo in the fourth quarter when the game was in check at Jacksonville (11/9) in London and completed his lone pass (eight yards) and had three kneel downs
- Entered the game late in the fourth quarter of the NFC East-clinching win vs. Indianapolis (12/21) to complete his only attempt for a 43-yard touchdown and handed the ball off three times on the next drive
- Played one snap in the fourth quarter of the season-ending win at Washington (12/28) and handed the ball to RB Joseph Randle, who took it a career-long 65 yards for a touchdown

2013 (Cleveland 6/5):

- Started five of the eight games he played in, completing 141-of-267 passes for 1,731 yards with nine touchdowns and nine interceptions
- Threw a career-high 53 passes against Miami (9/8)
- Completed a season-high 26 passes on his way to 292 yards and two touchdowns against Detroit (10/13)
- Threw a career-high three passes of 25-plus yards, including a career-long 95-yard touchdown pass to WR Josh Gordon, on his way to a career-best 370 passing yards and three touchdowns against Jacksonville (12/1)

BRANDON WEEDEN

2012 (Cleveland 15/15):

- Started and played in 15 games, completing 297-of-517 passes for 3,385 yards with 14 touchdowns and 17 interceptions
- Added 27 runs for 111 yards, the third-highest total on the team
- His 3,385 passing yards were a Browns rookie record, the seventh-highest figure ever by an NFL rookie and the 10th most by any Browns quarterback
- Finished second among NFL rookies in passing yards (3,385), passing first downs (168) and completions of 20-plus yards (48)
- Threw his first career touchdown pass on a 32-yard screen to RB Trent Richardson and recorded his first career 300-yard passing game (322) while completing a career-high 70.3 percent of his passes at Cincinnati (9/16)
- Completed a career-high 27 passes at home against Buffalo (9/23)
- Attempted a season-high 52 passes and threw for 320 yards with a career-high 17 first downs at Baltimore (9/27)
- Recorded his first win and threw two touchdown passes vs. Cincinnati (10/14)
- Completed 69.4 percent of his passes and compiled 364 passing yards in a win at Oakland (12/2)

COLLEGE:

- Played four seasons (2008-11) at Oklahoma State University in Oklahoma City after redshirting the 2007 campaign
- Started the final 26 games of his 30-game career with the Cowboys
- Completed 767-of-1,103 career passes for 9,260 yards and 75 touchdowns, both of which are Oklahoma State records
- As a senior, finished second in the nation with a school single-season record 4,727 passing yards, while completing 409-of-565 passes and throwing for a single-season record 37 touchdowns
- Broke school records in total attempts, completions, yardage, and touchdowns
- Established a school record with 502 yards passing against Kansas State
- As a junior, completed 342-of-511 passes for 4,277 yards with 34 touchdowns
- Appeared in three games as a sophomore, completing 15-of-24 passes for 248 yards with four touchdowns
- Saw action in one game in 2008 after redshirting as a freshman

PERSONAL:

- As a pitcher, was the first player chosen by the New York Yankees (second round, 71st overall) in the 2002 MLB Draft
- Traded to the Los Angeles Dodgers after the 2003 season then selected in the Rule 5 Draft by the Kansas City Royals
- Played his last season of professional baseball in 2006 with the Class-A High Desert Mavericks of the California League
- Started at quarterback for Edmond (Okla.) Santa Fe High School, where he led the team to a victory in the state semifinals and was named team MVP and offensive player of the year
- Threw for the second-most yards in the state of Oklahoma as senior (2001), totaling 2,863 yards with 25 scores
- An all-state selection in football, baseball and as a forward in basketball
- Married to Melanie
- Participated in various community outreach programs while with Cleveland and Dallas, including the 2014-15 Draft Day/Fan Appreciation Party, the 2014 NFL Play 60 clinic in London, Annual Team Holiday Hospital Visits, the Make-A-Wish Foundation of North Texas, the Salvation Army Angel Tree Christmas Program, and more



JON WEEKS

LONG SNAPPER | 5-10 | 250 | BAYLOR

Hometown: Bethpage, N.Y. | 7th NFL Season | 7th with Texans | Age: 30
 Acquired: FA-'10 | 2016 GP/GS: 16/0 | Career GP/GS (Playoffs): 112/0 (5/0)
 Teams: Houston 2010-16

46

TRANSACTIONS:

Signed by the Houston Texans as a college free agent on April 28, 2010...Re-signed with the Texans on March. 5, 2012...Signed a contract extension with the Texans on Sept. 7, 2015.

CAREER:

- Named to the 2015 Pro Bowl
- Signed by the Texans during the 2010 offseason and made the roster out of training camp
- Has handled 1,064 extra point, field goal and punt snaps and has contributed with 23 special teams tackles
- Tied Chris Myers (112 from 2008-14) for the fifth-most career games played in Texans history
- Owns a streak of 112 consecutive regular season games played, which ties Chris Myers (112 from 2008-14) for the third-longest streak in Texans history
- Signed a contract extension with the Texans on Sept. 8, 2015

2016 (Houston 16/0):

- Served as long snapper on extra points, field goals and punts in all 16 games
- Played in the 100th regular season game of his career vs. Tennessee (10/2) in Week 4
- Logged special teams tackles at at New England (9/22) in Week 3 and vs. Tennessee (10/2) in Week 4

2015 (Houston 16/0, 1/0):

- Named to his first Pro Bowl
- Served as long snapper on extra points, field goal and punts in all 16 games
- Has a career-high eight special teams tackles
- Passed LS Bryan Pittman (95) for the eighth-most regular season games played in Texans history
- Recovered a fumble on a punt return by Titans WR Harry Douglas in the first quarter at Tennessee (12/27). RB Alfred Blue forced the fumble on the play, which led to a 22-yard field goal by K Nick Novak
- Served as the long snapper in Wild Card Game vs. Kansas City (1/9/16), his fifth career postseason game

2014 (Houston 16/0):

- Served as long snapper on extra points, field goal and punts in all 16 games
- Made a special teams tackle at N.Y. Giants (9/21)
- Recorded a special teams tackle at Dallas (10/5) in Week 5

2013 (Houston 16/0):

- Saw action on special teams in all 16 games and made a career-high six special teams tackles

2012 (Houston 16/0, 2/0):

- Served as long snapper on extra points, field goal and punts in all 16 games plus both playoff games
- Helped K Shayne Graham set the team scoring record with 138 points
- Helped P Donnie Jones set the team punting records with a gross average of 47.1 yards per punt on the season and net average of 40.5 yards
- Recorded a special teams tackle at Denver (9/30)

2011 (Houston 16/0, 2/0):

- Served as long snapper on extra points, field goal and punts for all 16 games of the season
- Helped K Neil Rackers set team records for field goals made (32) and points in a season (135)
- Helped rookie P Brett Hartmann set a team record with a 44.4 gross punt average
- Made his postseason debut and saw action on special teams in AFC Wild Card Playoff vs. Cincinnati (1/7/12)

2010 (Houston 16/0):

- Served as long snapper on extra points, field goal and punts in all 16 contests
- Efforts helped K Neil Rackers convert 27-of-30 field goal attempts and 43-of-43 extra point opportunities while tying K Kris Brown's Texans record for 124 points in a season
- Made his professional debut long snapping in the season opener vs. Indianapolis (9/12)
- Snapped on punt/field goal attempts at Washington (9/19) including Rackers' game-winning 35-yard field goal
- Reached 125 consecutive perfect snaps with seven successful long snaps at Tennessee (12/19)

CAREER STATISTICS

REGULAR SEASON GAMES PLAYED/STARTED (PLAYOFFS):

2010 Houston: 16/0 (0/0)
 2011 Houston: 16/0 (2/0)
 2012 Houston: 16/0 (2/0)
 2013 Houston: 16/0 (0/0)
 2014 Houston: 16/0 (0/0)
 2015 Houston: 16/0 (1/0)
 2016 Houston: 16/0
TOTAL: 112/0 (5/0)

ADDITIONAL STATISTICS

Extra Point, Field Goal and Punt Snap Attempts: 1,064

Special Teams Tackles (23): 2010 - 3; 2011 - 0; 2012 - 2; 2013 - 6; 2014 - 2; 2015 - 8; 2016 - 2

Misc. Stats: Recovered a fumble on a punt return by Titans WR Harry Douglas in the first quarter at Tennessee (12/27/15)

- Contributed to Rackers hitting all three field goal attempts including a career long of 57 yards at Denver (12/26)

COLLEGE:

- Played four seasons (2004-07) at Baylor University in Waco, Texas
- Originally attended Baylor as an invited walk-on
- Earned a scholarship after his freshman season
- Was discovered at a special teams camp by the Baylor special teams coach
- Snapped for two-time Ray Guy Award winner Daniel Sepulveda
- Handled the long-snapping chores for Baylor from 2004-07 and earned four varsity letters

PERSONAL:

- Was in training to be an EMT when called by the Texans for a tryout
- An all-region offensive and defensive lineman for Mountain Ridge High School in Glendale, Ariz.
- Two-way player of the year selection
- Friday Night Fever Defensive Line Player of the Year
- Received the Curley Culp Award as Arizona's best defensive lineman
- Mountain Ridge recorded four straight winning records during his prep career and captured regional titles in both 2000 and 2002
- Mountain Lions went 24-2 during Weeks' last two seasons, which included a 14-1 mark and a state semifinal appearance as a junior in 2002



VINCE WILFORK

NOSE TACKLE | 6-2 | 325 | MIAMI (FLA.)

Hometown: Boynton Beach, Fla. | 13th NFL Season | 2nd with Texans | Age: 35
 Acquired: UFA-'15 (NE) | 2016 GP/GS: 15/15 | Career GP/GS (Playoffs): 189/179 (22/20)
 Teams: New England 2004-14; Houston 2015-16

75

TRANSACTIONS:

Selected by the New England Patriots with the 21st pick in the first round (21st overall) of the 2004 NFL Draft...Re-signed with the Patriots on March 5, 2010...Signed by the Houston Texans on March 17, 2015.

HONORS:

- Won two Super Bowls (XXXIX, XLIX)
- Won four AFC Championships (2004, 2007, 2011, 2014)
- First-team All-Pro (2012)
- Second-team All-Pro three times (2007, 2010-11)
- Named to the Pro Bowl roster five times (2007, 2009-12)
- Pro Football Writers Association All-AFC five times (2007, 2009-12)
- Named to New England Patriots 50th Anniversary Team
- 2010 recipient of the Ron Burton Community Service Award

CAREER:

- A 13th-year defensive tackle who has started all but one game since joining the Texans as a free agent in March 2015
- Played in 158 games (148 starts) over 11 seasons with the New England Patriots, compiling 517 tackles (352 solo), 16.0 sacks, three interceptions returned for 48 yards, 35 quarterback hits, 28 tackles for loss, 12 fumble recoveries, four forced fumbles, and 26 passes defended before joining the Texans
- Served as a defensive co-captain for seven straight seasons (2008-14) and helped the Patriots defense finish in the top-10 in points allowed nine times (2004, 2006-10, 2012-14)
- In 2007, earned his first career Pro Bowl selection and was named to the Associated Press All-Pro Team
- Had a 123-35 (.778) record in 158 regular season games with the Patriots
- Member of the first team in NFL history to complete a 16-0 regular season (2007 Patriots), which tied the NFL all-time record with 18 overall victories in a season, and outscored opponents by an NFL-record 315 points
- With Wilfork manning the middle of the defensive line, New England ranked in the top-11 in rushing yards allowed per game three times during the last five seasons (2010, 2012, 2014)
- Patriots all-time leader in interceptions by a defensive lineman with three career picks

2016 (Houston 15/15):

- Recorded a tackle for loss and his first pass defended since 2014 in the season opener vs. Chicago (9/11)
- Notched two tackles vs. Kansas City (9/18)
- Posted a single-game season-high seven tackles, which marked his highest total since 2014, at New England (9/22) in Week 3
- Tallied three stops (one solo) vs. Tennessee (10/2) in Week 4
- Registered two tackles and his first quarterback hit of the year at Minnesota (10/9) in Week 5
- Notched one solo tackle vs. Detroit (10/30) in Week 8

2016 STATISTICS

REGULAR SEASON				TACKLES					SACKS		INTERCEPTIONS					FUMBLES			
Date	Opp	GP	GS	Tot	Solo	Asst	QBH	TFL	Sk	Yds	Int	Yds	Lg	TD	PD	FF	FR	Yds	TD
9/11	CHI	1	1	1	1	0	0	1	0.0	0.0	0	0	0	0	1	0	0	0	0
9/18	KC	1	1	2	0	2	0	0	0.0	0.0	0	0	0	0	0	0	0	0	0
9/22	at NE	1	1	7	2	5	0	0	0.0	0.0	0	0	0	0	0	0	0	0	0
10/2	TEN	1	1	3	1	2	0	0	0.0	0.0	0	0	0	0	0	0	0	0	0
10/9	at MIN	1	1	2	1	1	1	0	0.0	0.0	0	0	0	0	0	0	0	0	0
10/16	IND	1	1	0	0	0	0	0	0.0	0.0	0	0	0	0	0	0	0	0	0
10/24	at DEN	1	1	0	0	0	0	0	0.0	0.0	0	0	0	0	0	0	0	0	0
10/30	DET	1	1	1	1	0	0	0	0.0	0.0	0	0	0	0	0	0	0	0	0
11/13	at JAX			INACTIVE															
11/21	at OAK	1	1	0	0	0	0	0	0.0	0.0	0	0	0	0	0	0	0	0	0
11/27	SD	1	1	0	0	0	0	0	0.0	0.0	0	0	0	0	0	0	0	0	0
12/4	at GB	1	1	1	1	0	0	0	0.0	0.0	0	0	0	0	0	0	0	0	0
12/11	at IND	1	1	2	1	1	2	0	0.0	0.0	0	0	0	0	0	0	0	0	0
12/18	JAX	1	1	1	0	1	0	0	0.0	0.0	0	0	0	0	0	0	0	0	0
12/24	CIN	1	1	1	1	0	0	1	0.0	0.0	0	0	0	0	0	0	0	0	0
1/1/17	at TEN	1	1	0	0	0	0	0	0.0	0.0	0	0	0	0	0	0	0	0	0
Totals		15	15	21	9	12	3	2	0.0	0.0	0	0	0	0	1	0	0	0	0

CAREER STATISTICS

REGULAR SEASON				TACKLES					SACKS		INTERCEPTIONS					FUMBLES			
Year	Team	GP	GS	Tot	Solo	Asst	QBH	TFL	Sk	Yds	Int	Yds	Lg	TD	PD	FF	FR	Yds	TD
2004	NE	16	6	42	27	15	-	-	2.0	11.0	0	0	0	0	3	0	2	0	0
2005	NE	16	16	54	40	14	-	-	0.5	4.0	0	0	0	0	1	0	1	0	0
2006	NE	13	13	51	41	10	4	-	1.0	3.0	0	0	0	0	1	0	1	0	0
2007	NE	16	16	48	36	12	7	-	2.0	18.0	0	0	0	0	2	0	1	0	0
2008	NE	16	16	66	45	21	4	3	2.0	13.0	0	0	0	0	1	0	0	0	0
2009	NE	13	13	43	31	12	0	4	0.0	0.0	0	0	0	0	3	1	0	0	0
2010	NE	16	16	57	46	11	4	8	2.0	16.0	0	0	0	0	2	0	1	0	0
2011	NE	16	16	52	29	23	10	6	3.5	17.5	2	47	28	0	5	1	2	0	1
2012	NE	16	16	48	29	19	4	6	3.0	32.0	0	0	0	0	6	2	4	2	0
2013	NE	4	4	9	4	5	1	0	0.0	0.0	0	0	0	0	0	0	0	0	0
2014	NE	16	16	47	24	23	1	2	0.0	0.0	1	1	1	0	2	0	0	0	0
2015	HOU	16	16	22	6	16	0	0	0.0	0.0	0	0	0	0	0	0	0	0	0
2016	HOU	15	15	21	9	12	3	2	0.0	0.0	0	0	0	0	1	0	0	0	0
Totals		189	179	560	367	193	38	32	16.0	114.5	3	48	28	0	27	4	12	2	1

POSTSEASON

Year	Team	GP	GS	Tot	Solo	Asst	QBH	TFL	Sk	Yds	Int	Yds	Lg	TD	PD	FF	FR	Yds	TD
2004	NE	3	1	3	2	1	-	-	0.0	0.0	0	0	0	0	0	0	0	0	0
2005	NE	2	2	6	2	4	-	-	0.0	0.0	0	0	0	0	0	0	0	0	0
2006	NE	3	3	13	11	2	1	-	0.0	0.0	0	0	0	0	0	0	1	31	0
2007	NE	3	3	16	10	6	1	-	0.0	0.0	0	0	0	0	1	0	0	0	0
2009	NE	1	1	13	9	4	0	1	0.0	0.0	0	0	0	0	0	0	0	0	0
2010	NE	1	1	5	5	0	0	1	0.0	0.0	0	0	0	0	0	0	0	0	0
2011	NE	3	3	12	7	5	3	4	2.5	14.5	0	0	0	0	0	0	0	0	0
2012	NE	2	2	6	2	4	1	0	0.0	0.0	0	0	0	0	0	0	0	0	0
2014	NE	3	3	6	4	2	0	0	0.0	0.0	0	0	0	0	0	0	0	0	0
2015	HOU	1	1	3	2	1	0	0	0.0	0.0	0	0	0	0	0	0	0	0	0
Totals		22	20	83	54	29	6	6	2.5	14.5	0	0	0	0	1	0	1	31	0

CAREER GAME HIGHS

Tackles: 10 vs. IND, 12/4/11 | **QBH:** 2, 6x – last: at IND, 12/11/16 | **TFL:** 2, 3x – last: at PIT, 10/30/11
Sacks: 2.0 vs. MIA, 1/2/11 | **PD:** 2, 3x – last: vs. IND, 11/18/12

- Inactive for Week 10 at Jacksonville (11/13) with an injury, snapping a streak of 40 consecutive starts
- Returned from injury and made his ninth start of the season at Oakland (11/21) in Week 11
- Made one solo tackle at Green Bay (12/4) in Week 13
- Matched a single-game career high with two quarterback hits, his most in a game since 2011, at Indianapolis (12/11) in Week 14
- Brought down Bengals RB Jeremy Hill for a 2-yard loss in the first quarter for his second

VINCE WILFORK

tackle for loss of the year and 30th of his career, vs. Cincinnati (12/24) in Week 16

2015 (Houston 16/16, 1/1):

- Started at nose tackle in all 16 games
- Recorded two tackles at Carolina (9/20), vs. Tampa Bay (9/27), at Atlanta (10/4), and at Jacksonville (10/18)
- Notched a single-game season-high four solo tackles at Buffalo (12/6) and at Indianapolis (12/20)

2014 (New England 16/16, 3/3):

- Voted co-captain for the seventh straight season
- Returned from a 2013 Achilles injury to start all 16 games for the Patriots and recorded 47 tackles (24 solo), one interception, one quarterback hit, two tackles for loss, and two passes defended
- Started in the season opener at Miami (9/7) after missing most of 2013 and recorded three tackles
- Sealed the 16-9 win vs. Oakland (9/21) when he snared a deflected Raiders QB Derek Carr pass on first-and-goal from the 12-yard line with less than a minute remaining for his third career interception. With the pick, he became the Patriots all-time leader in interceptions by a defensive lineman
- Started at defensive tackle and posted six tackles in the win at Buffalo (10/12)
- Registered a season-high eight tackles in the win at N.Y. Jets (12/21)
- Started and posted two tackles in the Super Bowl XLIX win vs. Seattle (2/1)
- Started at defensive tackle in the AFC Championship vs. Indianapolis (1/18/15)
- Started at defensive tackle in the AFC Divisional Round vs. Baltimore (1/10/15) and recorded four tackles
- Posted five tackles (five solo), one tackle for loss, and a pass defended vs. Miami (12/14)

2013 (New England 4/4):

- Voted co-captain for the sixth straight season
- Started the first four games of the regular season before suffering an Achilles injury during the first series of the game at Atlanta (9/29) and missing the rest of the season
- Compiled 10 tackles before being placed on the Reserve/Injured List with an Achilles injury on Oct. 3

2012 (New England 16/16, 2/2):

- Voted co-captain for the fifth straight season
- Voted to his fifth career Pro Bowl
- Named Associated Press All-Pro: First Team
- Garnered Pro Football Weekly's All-NFL Team status
- Started all 16 regular-season games and compiled 59 tackles, three sacks, six passes defended, two forced fumbles and a career-high four fumble recoveries
- Started both playoff games and made six tackles
- Anchored a defensive line as part of a unit that finished tied for ninth in the NFL with 20.7 points allowed per game
- Started and made three tackles and recovered a fumble vs. Arizona (9/16)
- Started and made four tackles, defended two passes and recovered a key fumble near the goal line at the end of the second quarter in the win at Buffalo (9/30)
- Accumulated three tackles and recovered a fumble for the third time in four games vs. Denver (10/7)
- Amassed five tackles and caused a handoff miscue that led to a safety in the overtime win vs. N.Y. Jets (10/21)
- Registered five tackles and a strip-sack of Bills QB Ryan Fitzpatrick that led to a Patriots touchdown in the win vs. Buffalo (11/11)
- Had six tackles in the win at N.Y. Jets (11/22) and forced an offensive lineman into QB Mark Sanchez in the backfield that caused a fumble which was recovered by Steve Gregory and returned for a touchdown
- Had three tackles and recovered a fumble in the second quarter that led to a Patriots field goal in the win at Miami (12/2)
- Picked up his second sack of the season in the win vs. Houston (12/10) which forced a fumble and caused the Texans to lose 20 yards on the play. Also made four tackles and defended a pass
- Accumulated six tackles and his third sack of the season as part of a 7.0-sack effort by the defense in the win vs. Miami (12/30)

2011 (New England 16/16, 3/3):

- Voted by his teammates as a defensive captain for the fourth consecutive season
- Voted to his fourth career Pro Bowl and was named Associated Press All-Pro: Second Team for the third time in his career
- Started all 16 games, recording 74 tackles, a career-high 3.5 sacks, eight quarterback hits, two interceptions, three passes defended, one forced fumble and two fumble recoveries - the latter he recovered in the end zone for his first career touchdown
- Started all three postseason games and accumulated 12 tackles, including 2.5 sacks for 14.5 yards and three quarterback hits
- Intercepted the first pass of his career vs. San Diego (9/18) and returned it 28 yards to set up a field goal just before halftime. Made five tackles and recorded two quarterback hits

- Made one tackle and intercepted the second pass of his career and second of the season at Oakland (10/2) and returned it 19 yards in the fourth quarter of the Patriots win
- Made six tackles and recovered a first-quarter fumble in the end zone for his first career touchdown at Washington (12/11) that gave the Patriots a crucial early score in their win
- Made three tackles including a career postseason-high 1.5 sacks for 9.5 yards in win vs. Denver (1/14)

2010 (New England 16/16, 1/1):

- Named a co-captain for the third consecutive year
- Voted to his third career Pro Bowl
- Started all 16 games and the postseason game and finished the season with 87 total tackles, the second most in his career to his 91 tackles in 2005. The 87 tackles were the third most by a Patriots player, behind LB Jerod Mayo (193) and S Patrick Chung (89)
- Named to the Associated Press NFL All-Pro Second Team
- Started at right defensive end vs. Baltimore (10/17) and made a season-high 10 tackles. Combined with Gerard Warren to stop Ravens QB Joe Flacco for no gain on a quarterback sneak on third-and-1 in the fourth quarter, forcing a punt on the next play and setting up K Stephen Gostkowski's game-tying field goal in regulation in a 23-20 overtime win
- Registered his first career 2.0-sack game vs. Miami (1/2). Dropped Dolphins QB Chad Henne for losses of 9 and 6 yards on the same possession in the third quarter

2009 (New England 13/13, 1/1):

- Named defensive co-captain by his teammates
- Earned his second Pro Bowl berth after starting in 13 games and finishing with 65 total tackles, two passes defended and one forced fumble
- His 65 tackles led the Patriots defensive linemen
- Missed the final three regular-season games due to injury
- Registered his first career forced fumble at N.Y. Jets (9/20), stripping Jets QB Leon Washington on a first quarter carry, allowing DB Leigh Bodden to recover and set up a field goal drive
- Had a team-leading 10 total tackles vs. N.Y. Jets (11/22)
- Set a single-game career high in tackles with 18 in an AFC Wild Card Playoff game vs. Baltimore (1/10)

2008 (New England 16/16):

- Named a defensive captain by his teammates for the first time
- Started all 16 games at nose tackle and finished second on the team with 85 tackles, the third-highest single-season total of his career
- Recorded two sacks, three quarterback hits and one pass defended
- Led the team with five tackles at San Diego (10/12)
- Tallied seven tackles with one quarterback hit vs. Buffalo (11/9)
- Tied a then season high with eight tackles and tallied his first sack of the season vs. N.Y. Jets (11/13)
- Tied for the team lead with six tackles and added his second sack in as many weeks at Miami (11/23)
- Tallied seven tackles at Oakland (12/14) and blocked Raiders K Sebastian Janikowski's extra point attempt, the first blocked PAT by a Patriot since 2002
- Tallied a season high 10 tackles in the Patriots first shutout victory since 2006 at Buffalo (12/28)

2007 (New England 16/16, 3/3):

- Earned his first Pro Bowl selection
- Started at nose tackle in all 16 regular-season games for the second time in his career
- Named to the Associated Press All-Pro Second Team
- Recovered a fumble by Chargers QB Philip Rivers on a strip-sack by Rosevelt Colvin while making five tackles vs. San Diego (9/16)
- Tied for the team lead with eight tackles in a win vs. Cleveland (10/7) and registered his first sack of the season
- Tied a season high with eight tackles at Baltimore (12/3)
- Picked up his second sack of the season, taking down Steelers QB Ben Roethlisberger for an 8-yard loss vs. Pittsburgh (12/9)
- Tallied two tackles for a loss or no gain as the Patriots improved to 16-0 at the N.Y. Giants (12/29)
- Made six tackles in the Patriots' AFC Divisional Playoff win vs. Jacksonville (1/12/08)
- Tied for the team lead with seven tackles in the victory vs. San Diego in the AFC Championship Game (1/20)
- Made five tackles in Super Bowl XLII vs. N.Y. Giants (2/3)

2006 (New England 13/13, 3/3):

- Started 13 games despite missing the final three regular-season contests and finished fourth on the team with 81 tackles
- Registered seven tackles, a sack and a quarterback hit vs. N.Y. Jets (9/17)
- Finished tied for second on the team with 10 tackles vs. Denver (9/24)
- Notched six tackles, a fumble recovery and a pass defended at Buffalo (10/22)
- Registered three tackles, a fumble recovery and a quarterback hit in a Wild Card game vs. N.Y. Jets (1/7/07)
- Scooped up a Jets QB Chad Pennington lateral that was batted down by LB Rosevelt Colvin and rumbled 31 yards to the Jets 15-yard line in the third quarter (1/7/07)
- Tied for second on the team with seven tackles in the AFC Championship at Indianapolis (1/21/07)

VINCE WILFORK

2005 (New England 16/16, 2/2):

- Started all 16 games and both playoff contests
- Led all Patriots defensive linemen and ranked second on the team with a career-high 91 tackles
- In the playoffs, ranked fifth on the team with 13 tackles and 0.5 sacks
- Notched a then-career-high 12 tackles against Buffalo (10/30)
- Was part of a defensive front that allowed an average of just 31.3 rushing yards per game in the month of December
- Notched eight tackles and 0.5 sacks in the Divisional Playoff at Denver (1/14/06)

2004 (New England 16/6, 3/1):

- Played in all 16 games as a rookie with six starts at nose tackle and played in each of the Patriots three postseason games, including a start in Super Bowl XXXIX
- Led all Patriots rookies with 57 tackles including two sacks
- Helped the Patriots defense rank sixth in the NFL against the run
- Started at nose tackle and recorded seven tackles in his NFL debut against Indianapolis (9/9) and preserved the Patriots lead by recovering a fumble caused by S Eugene Wilson in the fourth quarter
- Started at nose tackle and registered five tackles and collected his first career sack on Bills QB Drew Bledsoe vs. Buffalo (10/3)
- Finished second on the team with a season-high 10 tackles, including a sack and a pass defended vs. Miami (10/10)
- Collected three tackles and a fumble recovery at Miami (12/20)
- Started at nose tackle in the Patriots victory over the Eagles in Super Bowl XXXIX

COLLEGE:

- Played three seasons (2001-03) at the University of Miami (Fla.)
- Recorded 148 tackles (73 solos) with 14.0 sacks for losses of 60 yards and 37.5 stops for losses of 110 yards during his career from 2001-03
- Also credited with 42 quarterback pressures, five forced fumbles and three fumble recoveries in 36 games with the Hurricanes
- As a junior in 2003, was an All-American Dream Team selection and rated the best defensive tackle in the country by The NFL Draft Report and was a unanimous All-Big East Conference first-team choice
- Finished fourth on the team with 64 tackles and tied for the squad lead with 6.0 sacks for losses of 29 yards
- 2002 BCS National Champion (Rose Bowl)
- Played in 11 games as a sophomore in 2002 and finished with 43 tackles, ranked second on the team with 7.0 sacks and placed fourth with 15 stops for loss
- Played in every game as a reserve defensive tackle as a freshman and recorded 41 tackles, including 1.0 sack while ranking third on the team with 11 stops for loss
- Also excelled on the Hurricanes track and field team, performing in the shot put

PERSONAL:

- Vincent Lamar Wilfork was born the son of the late Barbara and David Wilfork on Nov. 4, 1981
- Attended Santaluces High School in Lantana, Fla., where his football jersey number is retired. His number was the first to ever be retired by the school
- Played multiple positions in high school, including running back and punt returner
- Regarded as one of Florida's top three defensive linemen after the 1999 season and was a USA Today second-team All-American, adding Super Prep first-team All-American honors, as he was rated the No. 10 defensive lineman nationally by that publication
- Also lettered in track, finishing second in the state in the Class 6A shot put and discus and holds the Florida state high school record in the shot put with a 68-foot throw
- Served as the honorary ringmaster for the Big Apple Circus in 2007 in a fundraising performance to benefit the Hole in the Wall Gang Camp
- Served as an honorary coach in the 2007 BELL Bowl, a fundraiser at Gillette Stadium to benefit the BELL Foundation
- In 2007, he was named one of the 100 greatest players in the history of Florida high school football by the Florida High School Athletic Association
- Participated in the 2008 Salvation Army Holiday Party at Gillette Stadium with nearly 250 children from the Boston and Providence Salvation Army centers
- Was honored by Children's Hospital Boston with their Champion Award in December 2008, in recognition of his efforts on behalf of the hospital's patients and their families
- Featured on the cover of ESPN's The Body Issue in July 2016
- Majored in liberal arts at Miami
- Vince and his wife, Bianca, have three children



WENDALL WILLIAMS

WIDE RECEIVER | 5-10 | 185 | CUMBERLANDS

Hometown: Syracuse, N.Y. | Rookie | Age: 26
 Acquired: FA-'16 | 2016 GP/GS: 3/0 | Career GP/GS (Playoffs): 3/0 (0/0)
 Teams: Houston 2016; N.Y. Jets 2016; Houston 2016

82

TRANSACTIONS:

Signed by the Houston Texans as a college free agent on May 5, 2016...Waived by the Texans on Sept. 3, 2016...Signed to the New York Jets practice squad on Sept. 12, 2016...Released from the Jets practice squad on Sept. 28, 2016...Signed to the Texans practice squad on Nov. 8, 2016...Signed to the Texans active roster on Dec. 13.

2016 (N.Y. Jets 0/0; Houston 3/0):

- Originally signed with the Texans as a college free agent on May 5 and spent training camp with the team before being waived on Sept. 3
- Signed to the Jets practice squad on Sept. 12
- Spent Weeks 2 and 3 on the Jets practice squad before being waived on Sept. 28
- Signed to the Texans practice squad on Nov. 8
- Spent Weeks 10-14 on the Texans practice squad
- Elevated to the active roster on Dec. 13
- Made his NFL debut and recorded two receptions for 34 yards vs. Jacksonville (12/18) in Week 15
- Registered two passes for a season-high 41 yards at Tennessee (1/1/17) in Week 17

CAREER AT CUMBERLANDS:

- Transferred to University of the Cumberland in Williamsburg, Ky., in 2014 from Herkimer (N.Y.) County Community College
- Played in 19 total games with 10 starts from 2014-15
- Scored 20 total touchdowns in two years at Cumberland: 11 receiving, four rushing, four kickoff returns and one punt return
- Recorded 31 total receptions and 783 yards (25.3 avg.) and 11 touchdowns
- Ran for 316 yards and four touchdowns on 18 rushing attempts (17.6 avg.)
- Returned six total punts for 141 yards (23.5 avg.) and one touchdown
- Returned 49 total kicks for 1,471 yards (30.0 avg.) and four touchdowns
- Named NAIA 2nd Team All-American Kick Returner in 2015 (AFCA)

2015 (Cumberland):

- Started all 10 games he played in as a senior
- Scored 15 total touchdowns on the year: eight receiving, three rushing, three kickoff returns and one punt return
- Caught 15 passes for 457 yards (30.5 avg.) and eight touchdowns
- Ran the ball seven times for 204 yards (29.1 avg.) and three touchdowns
- Returned six punts for 141 yards (23.5 avg.) and one touchdown
- Returned 24 kicks for 777 yards (32.4 avg.) and three touchdowns
- Named NAIA 2nd Team All-American Kick Returner
- Returned five kicks for 287 yards and two touchdowns, which set a new NAIA single-game record for most kick return yards, against NCAA Division II Carson-Newman University. His two touchdowns also tied the record for kick return touchdowns in a single game

2014 (Cumberland):

- Played in nine games in his first year at Cumberland
- Scored five total touchdowns: three receiving, one rushing and one kickoff return
- Compiled 16 catches for 326 yards (20.4 avg.) and three receiving touchdowns
- Ran for 112 yards and a touchdown on 11 attempts (10.2 avg.) throughout the season
- Completed one 20-yard pass on a trick play. Also threw an interception
- Returned 25 kicks for 694 yards (27.8 avg.) and one touchdown
- Also recorded one fumble recovery and one solo tackle on the season
- Transferred from Herkimer CC

PERSONAL:

- Set the new NFL Regional Combine record for the 40-yard dash with a time of 4.19 seconds (hand clocked) and tied the record for the vertical jump with a leap of 45.0 inches
- Won the NAIA National Championship in the long jump and was fourth in the country in both the 100 meters and 200 meters
- Named NAIA All-American three straight years in track and field
- Also spent time at Morrisville (N.Y.) State College and Onondaga Community College in Syracuse, N.Y.
- Attended Bishop Ludden High School in Syracuse, N.Y.

2016 STATISTICS

REGULAR SEASON

Date	Opp	GP	GS	Rec	Yds	Avg	Lg	TD	Att	Yds	Avg	Lg	TD
Week 1					NOT ON ROSTER								
WITH NEW YORK JETS													
9/15	at BUF				PRACTICE SQUAD								
9/25	at KC				PRACTICE SQUAD								
Week 4					NOT ON ROSTER								
Week 5					NOT ON ROSTER								
Week 6					NOT ON ROSTER								
Week 7					NOT ON ROSTER								
Week 8					NOT ON ROSTER								
WITH HOUSTON													
11/13	at JAX				PRACTICE SQUAD								
11/21	at OAK				PRACTICE SQUAD								
11/27	SD				PRACTICE SQUAD								
12/4	at GB				PRACTICE SQUAD								
12/11	at IND				PRACTICE SQUAD								
12/18	JAX	1	0	2	34	17.0	32	0	0	0	0.0	0	0
12/24	CIN	1	0	0	0	0.0	0	0	0	0	0.0	0	0
1/1/17	at TEN	1	0	2	41	20.5	26	0	0	0	0.0	0	0
Totals		3	0	4	75	18.8	32	0	0	0	0.0	0	0



JEFF ADAMS

TACKLE | 6-6 | 315 | COLUMBIA

Hometown: Berwyn, Ill. | **3rd NFL Season** | **3rd with Texans** | **Age:** 27

Acquired: FA-'16 | **2016 GP/GS:** 0/0 | **Career GP/GS (Playoffs):** 4/2 (0/0)

Teams: Dallas 2012; Cincinnati 2012; Miami 2012-13; Tennessee 2013; Houston 2014-16

70

TRANSACTIONS:

Signed by the Dallas Cowboys as a college free agent on April 30, 2012...Waived by the Cowboys on Aug. 31, 2012...Signed to the Cincinnati Bengals practice squad on Sept. 2, 2012...Released from the Bengals practice squad on Nov. 12, 2012...Signed to the Miami Dolphins practice squad on Nov. 19, 2012...Signed by the Dolphins on Jan. 2, 2013...Waived by the Dolphins on Aug. 31, 2013...Signed to the Tennessee Titans practice squad on Sept. 11, 2013...Signed by the Titans on Dec. 31, 2013...Waived by the Titans on Aug. 30, 2014...Claimed off waivers by the Houston Texans on Aug. 31, 2014...Signed a contract extension with the Texans on March 7, 2016...Waived by the Texans on Sept. 3, 2016...Signed by the Texans on Oct. 26, 2016...Waived by the Texans on Nov. 7, 2016...Signed to the Texans practice squad on Nov. 9, 2016.

CAREER:

- Claimed off waivers by the Texans in 2014 and has spent time with the team in each of the past three seasons (2014-16)
- Spent time on the practice squad with Miami, Cincinnati and Tennessee
- Made his first career start at left guard in the 2015 season opener vs. Kansas City (9/13)

2016 (Houston 0/0):

- Signed by the Texans on Oct. 26 after being waived on Sept. 3
- Inactive for Week 8 vs. Detroit (10/30)
- Waived from the Texans active roster on Nov. 7 and signed to the practice squad on Nov. 9
- Spent Weeks 10-17 on the Texans practice squad

2015 (Houston 2/2, 0/0):

- Started the first two games of the season before being placed on the Reserve/Injured List on Sept. 26
- Made his first career start at left guard vs. Kansas City (9/13)
- Started at right tackle at Carolina (9/20)

2014 (Houston 2/0):

- Played two games on the offensive line
- Made his NFL debut vs. Baltimore (12/21) in Week 16
- Played vs. Jacksonville (12/28) in Week 17
- Inactive in Weeks 1-5 and 7-14
- Active but did not play in Weeks 6 and 15

2013 (Miami 0/0; Tennessee 0/0):

- Spent training camp with Miami before being waived on Aug. 31
- Joined the practice squad one week into the season and spent the remainder of the season with the team

2012 (Dallas 0/0; Cincinnati 0/0; Miami 0/0):

- Signed by the Cowboys as a college free agent on April 30 and was waived on Aug. 31
- Joined the Bengals practice squad on Sept. 2 and was released on Nov. 12
- Signed to the Dolphins practice squad on Nov. 19 and spent the remainder of the season there

COLLEGE:

- Played four seasons (2008-11) at Columbia University in New York, N.Y.
- As a senior, named to the All-Ivy League team for the third straight year
- Played in all 10 games as a junior and was named to the All-Ivy League first-team at left tackle
- Named first-team All-Ivy League at left tackle after starting all 10 games as a sophomore center in 2008
- Was the only sophomore offensive lineman on either the first or second-team All-Ivy League
- Did not see any action as a freshman, primarily serving as a backup left tackle
- Received his degree in sociology

PERSONAL:

- All-West Suburban Conference selection in both football and basketball at Lyons Township High School in La Grange, Ill.
- Was a Class 8A Academic All-State selection
- Earned two letters in football and one in basketball

CAREER STATISTICS

REGULAR SEASON GAMES PLAYED/STARTED (PLAYOFFS):

2012 Dallas/Cincinnati/Miami: 0/0 (0/0)

2013 Miami/Tennessee: 0/0 (0/0)

2014 Tennessee/Houston: 2/0 (0/0)

2015 Houston: 2/2 (0/0)

2016 Houston: 0/0

TOTAL: 4/2 (0/0)

PRACTICE SQUAD



RASHAUN ALLEN

TIGHT END | 6-4 | 250 | SOUTHERN UNIVERSITY

Hometown: Cleveland, Ohio | 2nd NFL Season | 1st with Texans | Age: 26
 Acquired: FA-'16 | 2016 GP/GS: 0/0 | Career GP/GS (Playoffs): 1/0 (0/0)
 Teams: SEA 2014; MIN 2014; SEA 2014-15; NO 2015-16; PIT 2016; HOU 2016

88

TRANSACTIONS:

Signed by the Seattle Seahawks as a college free agent on May 19, 2014...Waived by the Seahawks on Aug. 30, 2014...Signed to the Seahawks practice squad on Sept. 1, 2014...Signed to the Seahawks active roster on Oct. 18, 2014...Waived by the Seahawks on Oct. 21, 2014...Signed to the Seahawks practice squad on Oct. 23, 2014...Released from the Seahawks practice squad on Oct. 30, 2014...Signed to the Minnesota Vikings practice squad on Nov. 3, 2014...Signed to the Seahawks active roster on Nov. 11, 2014...Waived by the Seahawks on Dec. 20, 2014...Signed to the Seahawks practice squad on Dec. 23, 2014...Signed by the Seahawks on Feb. 4, 2015...Waived by the Seahawks on Sept. 5, 2015...Signed to the Seahawks practice squad on Sept. 8, 2015...Released from the Seahawks practice squad on Nov. 3, 2015...Signed to the New Orleans Saints practice squad on Nov. 10, 2015...Signed to the Saints active roster on Dec. 30, 2015...Waived by the Saints on Aug. 30, 2016...Signed to the Pittsburgh Steelers practice squad on Sept. 4, 2016...Released from the Steelers practice squad on Oct. 25, 2016...Signed to the Houston Texans practice squad on Nov. 7, 2016.

2016 (Pittsburgh 0/0; Houston 0/0):

- Spent training camp with the Saints before being waived on Aug. 30
- Signed to the Steelers practice squad on Sept. 5, where he spent Weeks 1-7 before being released from the practice squad on Oct. 25
- Signed to the Texans practice squad on Nov. 7
- Spent Weeks 10-17 on the Texans practice squad

2015 (Seattle 0/0, New Orleans 0/0):

- Spent training camp with the Seahawks before being waived on Sept. 5
- Signed to the Seahawks practice squad on Sept. 8, where he spent Weeks 1-8 before being released from the practice squad on Nov. 3
- Joined the Saints practice squad on Nov. 10 and was elevated to the active roster on Dec. 30
- Inactive at Atlanta (1/3/16) in Week 17

2014 (Seattle 1/0, 0/0; Minnesota 0/0):

- Signed by the Seahawks as a college free agent on May 19
- Waived by the Seahawks at the end of training camp and signed to the practice squad on Sept. 1, where he spent Weeks 1-6
- Elevated to the Seahawks active roster on Oct. 18
- Made his NFL debut and played 14 snaps as a reserve tight end at St. Louis (10/19) in Week 7
- Waived on Oct. 21, signed to the Seahawks practice squad on Oct. 23 and released from the practice squad on Oct. 30
- Signed to the Vikings practice squad on Nov. 3
- Signed off the Vikings practice squad to the Seahawks active roster on Nov. 11
- Inactive for Weeks 11-15
- Waived on Dec. 20 and signed to the Seahawks practice squad on Dec. 23, where he spent Week 17 and the entire postseason

COLLEGE:

- Played four seasons (2010-13) at Southern University in Baton Rouge, La. after redshirting the 2009 campaign
- Started 9-of-28 games played for the Jaguars, recording 30 receptions for 281 yards and three touchdowns
- Graduated with a bachelor's degree in criminal justice

PERSONAL:

- Attended John Adams High School in Cleveland
- Played football and basketball for the Rebels

2016 STATISTICS

REGULAR SEASON					RECEIVING					RUSHING				
Date	Opp	GP	GS		Rec	Yds	Avg	Lg	TD	Att	Yds	Avg	Lg	TD
WITH PITTSBURGH														
9/12	at WAS					PRACTICE SQUAD								
9/18	CIN					PRACTICE SQUAD								
9/25	at PHI					PRACTICE SQUAD								
10/2	KC					PRACTICE SQUAD								
10/9	NYJ					PRACTICE SQUAD								
10/16	at MIA					PRACTICE SQUAD								
10/23	NE					PRACTICE SQUAD								
Week 8						NOT ON ROSTER								
WITH HOUSTON														
11/13	at JAX					PRACTICE SQUAD								
11/21	at OAK					PRACTICE SQUAD								
11/27	SD					PRACTICE SQUAD								
12/4	at GB					PRACTICE SQUAD								
12/11	at IND					PRACTICE SQUAD								
12/18	JAX					PRACTICE SQUAD								
12/24	CIN					PRACTICE SQUAD								
1/1/17	at TEN					PRACTICE SQUAD								
Totals		0	0		0	0	0.0	0	0	0	0	0.0	0	0

CAREER STATISTICS

REGULAR SEASON					RECEIVING					RUSHING				
Year	Team	GP	GS		Rec	Yds	Avg	Lg	TD	Att	Yds	Avg	Lg	TD
2014	SEA	1	0		0	0	0.0	0	0	0	0	0.0	0	0
2014	MIN					PRACTICE SQUAD								
2015	SEA					PRACTICE SQUAD								
2015	NO	0	0		0	0	0.0	0	0	0	0	0.0	0	0
2016	PIT/HOU					PRACTICE SQUAD								
Totals		1	0		0	0	0.0	0	0	0	0	0.0	0	0

PRACTICE SQUAD



BRANDON DUNN

DEFENSIVE TACKLE | 6-2 | 310 | LOUISVILLE

Hometown: Louisville, Ky. | 2nd NFL Season | 2nd with Texans | Age: 24

Acquired: FA-'15 | 2016 GP/GS: 2/0 | Career GP/GS (Playoffs): 17/0 (1/0)

Teams: Chicago 2014-15; Houston 2015-16

92

TRANSACTIONS:

Signed by the Chicago Bears as a college free agent on May 11, 2014...Waived by the Bears on Aug. 30, 2014...Signed to the Bears practice squad on Sept. 1, 2014...Signed to the Bears active roster on Nov. 26, 2014...Waived by the Bears on Sept. 5, 2015...Signed to the Bears practice squad on Sept. 8, 2015...Signed to the Bears active roster on Sept. 19, 2015...Waived by the Bears on Oct. 3, 2015...Signed to the Bears practice squad on Oct. 6, 2015...Signed to the Houston Texans active roster on Oct. 13, 2015...Waived by the Texans on Sept. 3, 2016...Signed to the Texans practice squad on Sept. 5, 2016...Signed to the Texans active roster on Oct. 5, 2016...Waived by the Texans on Oct. 13, 2016...Signed to the Texans practice squad on Oct. 15...Signed to the Texans active roster on Oct. 19, 2016...Waived by the Texans on Nov. 26, 2016...Signed to the Texans practice squad on Nov. 29, 2016.

2016 (Houston 2/0):

- Spent Weeks 1-4, Week 6 and Weeks 13-17 on the Texans practice squad
- Elevated from the practice squad to the active roster on Oct. 5
- Inactive for Week 5 at Minnesota (10/9)
- Waived on Oct. 13 and signed to the practice squad on Oct. 15
- Elevated from the practice squad to the active roster on Oct. 19
- Was active for the first time and contributed the first three solo tackles of his season at Denver (10/24) in Week 7
- Inactive for Week 8 vs. Detroit (10/30)
- Played but did not record any statistics at Jacksonville (11/13) in Week 10
- Inactive for Week 11 at Oakland (11/21)
- Waived on Nov. 26 and signed to the practice squad on Nov. 29

2015 (Chicago 1/0; Houston 11/0, 1/0):

- Played in a combined total of 12 games for Chicago and Houston and recorded nine tackles, including five solo stops
- Played in one game for Chicago where he recorded two tackles (one solo) vs. Arizona (9/20)
- Signed to the Texans active roster on Oct. 13
- Played in his first game for the Texans at Jacksonville (10/18)
- Tied a career-high with two tackles at Buffalo (12/6)
- Registered one solo tackle in the AFC Wild Card Game vs. Kansas City (1/9/16)

2014 (Chicago 3/0):

- Made one solo tackle and had one pass defended vs. Detroit (12/21)
- Made his NFL debut earlier in the season against Detroit (11/27)

COLLEGE:

- Played four seasons (2010-13) at the University of Louisville (Ky.)
- Played in 49 games for the Cardinals, starting 30
- Recorded career totals of 101 tackles, three sacks, two fumble recoveries and two passes defended

PERSONAL:

- Attended Pleasure Ridge Park High School in Louisville, Ky.
- Three-year starter and team captain for the Panthers
- Named the team's Most Valuable Player and best offensive lineman in 2009

2016 STATISTICS

REGULAR SEASON				TACKLES					SACKS		INTERCEPTIONS					FUMBLES			
Date	Opp	GP	GS	Tot	Solo	Asst	QBH	TFL	Sk	Yds	Int	Yds	Lg	TD	PD	FF	FR	Yds	TD
9/11	CHI																		
9/18	KC																		
9/22	at NE																		
10/2	TEN																		
10/9	at MIN																		
10/16	IND																		
10/24	at DEN	1	0	3	3	0	0	0	0.0	0.0	0	0	0	0	0	0	0	0	0
10/30	DET																		
11/13	at JAX	1	0	0	0	0	0	0	0.0	0.0	0	0	0	0	0	0	0	0	0
11/21	at OAK																		
11/27	SD																		
12/4	at GB																		
12/11	at IND																		
12/18	JAX																		
12/24	CIN																		
1/1/17	at TEN																		
Totals		2	0	3	3	0	0	0	0.0	0.0	0	0	0	0	0	0	0	0	0

CAREER STATISTICS

REGULAR SEASON				TACKLES					SACKS		INTERCEPTIONS					FUMBLES			
Year	Team	GP	GS	Tot	Solo	Asst	QBH	TFL	Sk	Yds	Int	Yds	Lg	TD	PD	FF	FR	Yds	TD
2014	CHI	3	0	1	1	0	0	0	0.0	0.0	0	0	0	0	1	0	0	0	0
2015	CHI	1	0	2	1	1	1	0	0.0	0.0	0	0	0	0	0	0	0	0	0
2015	HOU	11	0	7	4	3	0	0	0.0	0.0	0	0	0	0	0	0	0	0	0
2016	HOU	2	0	3	3	0	0	0	0.0	0.0	0	0	0	0	0	0	0	0	0
Totals		17	0	13	9	4	0	0	0.0	0.0	0	0	0	0	1	0	0	0	0
POSTSEASON				TACKLES					SACKS		INTERCEPTIONS					FUMBLES			
Year	Team	GP	GS	Tot	Solo	Asst	QBH	TFL	Sk	Yds	Int	Yds	Lg	TD	PD	FF	FR	Yds	TD
2015	HOU	1	0	1	1	0	0	0	0.0	0.0	0	0	0	0	0	0	0	0	0
Totals		1	0	1	1	0	0	0	0.0	0.0	0	0	0	0	0	0	0	0	0

- Also named the team's top defensive lineman in 2008
- Recorded 65 tackles and 16 sacks as a senior, including 30 solo tackles
- Recorded 50 tackles and 16 sacks his junior year



LAURENCE GIBSON

TACKLE | 6-6 | 305 | VIRGINIA TECH

Hometown: Fort Bragg, N.C. | 1st NFL Season | 1st with Texans | Age: 25
 Acquired: FA-'16 | 2016 GP/GS: 0/0 | Career GP/GS (Playoffs): 0/0 (0/0)
 Teams: DAL 2015; KC 2015; ATL 2016; CHI 2016; NYG 2016; HOU 2016

64

TRANSACTIONS:

Selected by the Dallas Cowboys with the 26th pick in the seventh round (243rd overall) of the 2015 NFL Draft...Waived by the Cowboys on Sept. 5, 2015...Signed to the Kansas City Chiefs practice squad on Sept. 8, 2015...Signed by the Chiefs on Jan. 18, 2016...Waived by the Chiefs on May 10, 2016...Signed by the Atlanta Falcons on May 18, 2016...Waived by the Falcons on Sept. 2, 2016...Signed to the Chicago Bears practice squad on Sept. 7, 2016...Released from the Bears practice squad on Sept. 13, 2016...Signed to the New York Giants practice squad on Sept. 21, 2016...Released from the Giants practice squad on Dec. 13, 2016...Signed to the Houston Texans practice squad on Dec. 14, 2016.

2016 (Atlanta 0/0; Chicago 0/0; N.Y. Giants 0/0; Houston 0/0):

- Spent training camp with Atlanta before being waived on Sept. 2
- Spent Week 1 on the Bears practice squad and Weeks 2-14 on the N.Y. Giants practice squad
- Waived by the Giants on Dec. 13
- Signed to the Texans practice squad on Dec. 14
- Spent Weeks 15-17 on the Texans practice squad

2015 (Dallas 0/0; Kansas City 0/0):

- Drafted by the Cowboys in the seventh round of the NFL Draft
- Waived by the Cowboys at the end of training camp and signed to the Kansas City Chiefs practice squad on Sept. 8, where he spent the rest of the season

COLLEGE:

- Played four seasons (2011-14) at Virginia Tech University in Blacksburg, Va. after redshirting the 2010 season
- Started all 13 games at left tackle as a redshirt senior for a Hokies offense which averaged 365.3 yards per game contest, including 147.9 rushing yards-per-game, and saw time on special teams
- Played all 69 offensive snaps at left tackle for a Hokies offense which posted a season-high 488 yards, including 222 rushing, and allowed no sacks in the season opener against William & Mary
- Saw action in 12 games as a redshirt junior, making six starts at the tackle position and playing special teams
- As a redshirt sophomore played in 12 games, seeing action mostly on the field goal/PAT protect unit with 22 plays on offense
- Won the Dr. Richard Bullock Award as the most improved offensive player during spring workouts in 2012
- Played in one game as a reserve lineman while providing depth at multiple positions
- as a backup during his redshirt freshman campaign in 2011
- Redshirted his freshman year in 2010

PERSONAL:

- Attended Buena High School in Sierra Vista, Ariz.
- Played two seasons as an offensive lineman and defensive end before enrolling at Hargrave Military Academy where he excelled on the offensive line and exited as the No. 2 prep school prospect in the country, as listed by Rivals
- Had over 100 tackles to go with 27.0 sacks and 12 forced fumbles during his two seasons at Buena High School
- Graduated with two degrees, one in sociology and one in psychology

CAREER STATISTICS

REGULAR SEASON GAMES PLAYED/STARTED (PLAYOFFS):

2015 Dallas/Kansas City: 0/0 (0/0)

2016 Atlanta/Chicago/N.Y. Giants/Houston: 0/0

TOTAL: 0/0 (0/0)

PRACTICE SQUAD



KENNY HILLIARD

RUNNING BACK | 5-11 | 225 | LSU

Hometown: Patterson, La. | 1st NFL Season | 1st with Texans | Age: 25
 Acquired: FA-'16 | 2016 GP/GS (Playoffs): 0/0 | Career GP/GS (Playoffs): 0/0 (0/0)
 Teams: Houston 2015-16

38

TRANSACTIONS:

Selected by the Houston Texans with the 18th pick in the seventh round (235th overall) of the 2015 NFL Draft...Waived by the Texans on Sept. 5, 2015...Signed to the Texans practice squad on Sept. 8, 2015...Signed by the Texans on Jan. 11, 2016...Waived by the Texans on Sept. 3, 2016...Signed to the Texans practice squad on Nov. 15, 2016.

2016 (Houston 0/0):

- Waived by the Texans at the end of training camp
- Signed to the practice squad on Nov. 15
- Spent Weeks 11-17 on the Texans practice squad

2015 (Houston 0/0):

- Spent entire season on Texans practice squad

COLLEGE:

- Played four seasons (2011-14) at Louisiana State University in Baton Rouge, La.
- Four-year letter winner at running back for the Tigers
- Played in 48 games with seven starts
- Rushed for 1,547 yards and 27 touchdowns as part of a talented and deep LSU backfield
- Tied for No. 8 in LSU history in career rushing touchdowns with 27
- Senior season cut short after he suffered a shoulder injury against Alabama
- Had four 100-yard rushing games for career, which included a career-best of 141 yards in win over North Texas in 2012
- Member of LSU's 2011 team that posted a 13-0 record during the regular season and captured the SEC title
- Played in 11 games with six starts and finished year third on team with 447 yards and six touchdowns in 2014
- Played in 12 games with no starts, rushing for 310 yards and seven touchdowns on 68 carries in 2013
- Played in 12 games with one start and ranked second on team with 464 rushing yards and six touchdowns in 2012
- Played in 13 games with no starts and tied for the team lead in touchdowns scored with nine total (eight rushing, one receiving) in 2011
- His eight rushing touchdowns was the most in a single season by an LSU freshman since Justin Vincent rushed for 10 touchdowns as a freshman in 2003

PERSONAL:

- Set Louisiana high school record with 8,603 rushing yards during his career at Patterson (La.) High School
- Added 106 rushing touchdowns during prep career
- Finished senior season with 279 carries for 1,804 yards and 22 touchdowns despite missing two games due to injury
- Rushed for 1,825 yards and 18 touchdowns as a freshman and continued his high school career with back-to-back seasons of more than 2,000 yards rushing with 2,377 yards and 34 touchdowns as a sophomore and 2,512 yards and 32 touchdowns as a junior
- Nephew of former LSU and Saints standout RB Dalton Hilliard, who currently ranks second in LSU history in rushing yards with 4,050
- Cousins with former University of Florida and N.Y. Giants star Ike Hilliard


2016 STATISTICS

REGULAR SEASON				RUSHING					RECEIVING				
Date	Opp	GP	GS	Att	Yds	Avg	Lg	TD	Rec	Yds	Avg	Lg	TD
Week 1					NOT ON ROSTER								
Week 2					NOT ON ROSTER								
Week 3					NOT ON ROSTER								
Week 4					NOT ON ROSTER								
Week 5					NOT ON ROSTER								
Week 6					NOT ON ROSTER								
Week 7					NOT ON ROSTER								
Week 8					NOT ON ROSTER								
Week 9					NOT ON ROSTER								
Week 10					NOT ON ROSTER								
WITH HOUSTON													
11/21	at OAK				PRACTICE SQUAD								
11/27	SD				PRACTICE SQUAD								
12/4	at GB				PRACTICE SQUAD								
12/11	at IND				PRACTICE SQUAD								
12/18	JAX				PRACTICE SQUAD								
12/24	CIN				PRACTICE SQUAD								
1/1/17	at TEN				PRACTICE SQUAD								
Totals		0	0	0	0	0.0	0	0	0	0	0.0	0	0

CAREER STATISTICS

REGULAR SEASON				RUSHING					RECEIVING				
Year	Team	GP	GS	Rec	Yds	Avg	Lg	TD	Att	Yds	Avg	Lg	TD
2015	HOU				PRACTICE SQUAD								
2016	HOU	0	0	0	0	0.0	0	0	0	0	0.0	0	0
Totals		0	0	0	0	0.0	0	0	0	0	0.0	0	0

PRACTICE SQUAD



TEVIN JONES

WIDE RECEIVER | 6-2 | 225 | MEMPHIS

Hometown: League City, Texas | Rookie | Age: 24
Acquired: FA-'16 | 2016 GP/GS: 0/0 | Career GP/GS (Playoffs): 0/0 (0/0)
Teams: Houston 2016

85

TRANSACTIONS:

Signed by the Houston Texans as a college free agent on May 5, 2016...Waived by the Texans on Aug. 30, 2016...Signed to the Texans practice squad on Dec. 14, 2016.

2016 (Houston 0/0):

- Signed by the Texans on May 5 and spent training camp with the team before being waived on Aug. 30
- Signed to the Texans practice squad on Dec. 14
- Spent Weeks 15-17 on the Texans practice squad

CAREER AT MEMPHIS:

- Played four seasons (2012-15) at the University of Memphis (Tenn.) after redshirting the 2011 campaign
- Appeared in 51 career games for the Tigers, including 27 starts
- Had 90 career catches for 1,215 yards and nine touchdowns
- Also had nine career rushes for 45 yards
- Played all 13 games for Memphis in both his junior and senior seasons
- Averaged 13.5 yards per catch over his career and 1.8 catches per game in 51 games
- Also a special teams standout at Memphis who has five total tackles, one punt return for a touchdown (2012) and two blocked punts during playing career
- Earned Tiger 3.0 list recognition for the Spring 2012 and Fall 2012 semesters

2015 (Memphis):

- Appeared in all 13 games in his final campaign at Memphis, grabbing 22 catches for 316 yards and four touchdowns
- Added nine rushes for 45 yards
- Had three catches for 98 yards and a touchdown in the comeback road win at Bowling Green, including a 48 yard catch in the fourth quarter that tied the game at 41-41 with 11:19 to play
- Added four catches for 64 yards in the league-opening win against Cincinnati, including a 21-yard catch
- Tied his season-high with four catches for 77 yards and two touchdowns in the road win at Tulsa, including a career-best 58-yard catch in the first quarter to open scoring in an eventual 66-42 win
- Also scored the Tigers' last touchdown in the win with a 5-yard catch in the fourth quarter
- The two touchdowns against Tulsa was his first career game with multiple touchdown catches

2014 (Memphis):

- Ranked third on the Memphis team in both receptions and receiving yards
- Caught 33 passes for 442 yards including three receptions for touchdowns
- Also had one tackle and blocked a punt during the year
- Played in all 13 games, starting 10 contests
- Started all eight American Athletic Conference games as the Tigers captured the program's first league title since 1971
- Had at least one reception in every regular season game played
- Began American play by catching a total of 16 passes for 212 yards and two touchdowns in the Tigers' first three league games
- Played in Memphis' first bowl game since 2008 as the Tigers culminated the season with a victory in the inaugural Miami Beach Bowl

2013 (Memphis):

- Caught 25 passes for 292 yards and a touchdown as a sophomore during the 2013 season
- Ranked fourth on the squad in receptions and fifth in receiving yards
- Averaged 11.7 yards per catch
- Had six multi-reception games including four of the first five contests
- Caught at least one pass in 11-of-12 games during 2013 season
- Also had two runs for 12 yards during the year
- Saw action in all 12 games, starting seven contests including the Tigers' first four games

2016 STATISTICS

REGULAR SEASON				RECEIVING					RUSHING				
Date	Opp	GP	GS	Rec	Yds	Avg	Lg	TD	Att	Yds	Avg	Lg	TD
Week 1					NOT ON ROSTER								
Week 2					NOT ON ROSTER								
Week 3					NOT ON ROSTER								
Week 4					NOT ON ROSTER								
Week 5					NOT ON ROSTER								
Week 6					NOT ON ROSTER								
Week 7					NOT ON ROSTER								
Week 8					NOT ON ROSTER								
Week 9					NOT ON ROSTER								
Week 10					NOT ON ROSTER								
Week 11					NOT ON ROSTER								
Week 12					NOT ON ROSTER								
Week 13					NOT ON ROSTER								
Week 14					NOT ON ROSTER								
WITH HOUSTON													
12/18	JAX				PRACTICE SQUAD								
12/24	CIN				PRACTICE SQUAD								
1/1/17	at TEN				PRACTICE SQUAD								
Totals		0	0	0	0	0.0	0	0	0	0	0.0	0	0

2012 (Memphis):

- Played in all 12 games as a redshirt freshman, seeing playing time not only at wide receiver, but also on special teams
- During the year caught 10 passes for 165 yards and a touchdown while also carrying the ball 10 times for 32 rushing yards and a score
- On special teams blocked a punt, recovered another punt for a touchdown and was credited with a tackle
- For the year had eight special teams knockdowns

2011 (Memphis):

- Played in one game as a true freshman
- Received a redshirt following the season

PERSONAL:

- Played at Clear Creek High School in League City, Texas, under head coach Darrell Warden
- Two-year letterwinner at wide receiver for the Wildcats
- Named all-area and all-region in helping Clear Creek post a 9-3 overall record
- Hauled in 34 catches for 610 yards (17.9 yards-per-catch average) and six touchdowns as a senior
- Had 39 catches for 509 yards (13.1 average) and six touchdowns as a junior
- Also had one rushing touchdown and one punt return touchdown his junior campaign
- Lettered in track
- Posted a 4.2 GPA
- Born in Amory, Miss.
- Majored in interdisciplinary studies

PRACTICE SQUAD



ERIC LEE

OUTSIDE LINEBACKER | 6-3 | 260 | SOUTH FLORIDA

Hometown: Daphne, Ala. | Rookie | Age: 22
 Acquired: CFA-'16 | 2016 GP/GS: 0/0 | Career GP/GS (Playoffs): 0/0 (0/0)
 Teams: Houston 2016

47

TRANSACTIONS:

Signed by the Houston Texans as a college free agent on May 6, 2016...Waived by the Texans on May 10, 2016...Signed by the Texans on May 13, 2016...Waived by the Texans on Sept. 3, 2016...Signed to the Texans practice squad on Sept. 4, 2016.

2016 (Houston 0/0):

- Spent the entire regular season on the Texans practice squad

CAREER AT SOUTH FLORIDA:

- Played four seasons (2012-15) at the University of South Florida in Tampa, Fla.
- Started 30 games and played in 47 on his career
- Finished with 87 career tackles, 19.5 TFL and 5.5 sacks

2015 (South Florida):

- A team captain and all-conference second-team selection
- Received the Lee Roy Selmon award and the team's defensive lineman award at the annual banquet
- Started all 12 games at the defensive end position
- Totalled a career-best 45 tackles, second among defensive lineman
- Led the team with 12 tackles for loss and 5.0 sacks and added an interception, four pass breakups, two forced fumbles and a fumble recovery
- 10th in conference play in tackles for loss (12), and 13th in sacks (5.0)
- Recorded a career-high-tying six tackles and a tackle for loss in the 28-20 win at UConn (10/17)
- Had three tackles, a sack and an interception in the Miami Beach Bowl (12/21)
- Graduated with a degree in management information systems in December 2015

2014 (South Florida):

- Started all 12 games on the defensive line in the Bulls' 3-4 alignment
- Posted his best season to date logging 28 tackles (19 solo) and was fourth on the team with 6.0 tackles for loss
- Had a season-high five tackles and a tackle for loss vs. Maryland (9/6)
- Recorded a tackle for loss in seven games
- Had four tackles vs. Western Carolina (8/30)
- Recorded three tackles and a tackle for loss vs. Houston (11/1)

2013 (South Florida):

- Appeared in 11 games

2012 (South Florida):

- Saw action in 11 games, starting five, at defensive end
- Earned his first start against Syracuse and started the last five games of the season
- Posted 17 tackles, a half sack and 1.5 tackles for loss
- Made his first career tackle at Louisville
- Enrolled in January 2012 and took part in spring drills

PERSONAL:

- Attended Daphne (Ala.) High School
- Coached by Glenn Vickery at Daphne
- An honorable mention all-state selection and a two-time all-county performer
- Listed as one of ESPN's top players in the state of Alabama entering his senior season
- Led Daphne to a 25-2 record over his final two seasons
- Recorded 62 tackles and 7.5 sacks over that span
- An honorable mention all-state selection by Scout.com as a senior
- Earned all-county honors
- Named player of the game three times
- Tallied 44 tackles, 4.5 sacks and five pass breakups
- Named all-county as a junior, while helping Daphne to a perfect 15-0 record and the Alabama state championship

2016 STATISTICS

REGULAR SEASON				TACKLES					SACKS		INTERCEPTIONS					FUMBLES			
Date	Opp	GP	GS	Tot	Solo	Asst	QBH	TFL	Sk	Yds	Int	Yds	Lg	TD	PD	FF	FR	Yds	TD
9/11	CHI																		
9/18	KC																		
9/22	at NE																		
10/2	TEN																		
10/9	at MIN																		
10/16	IND																		
10/24	at DEN																		
10/30	DET																		
11/13	at JAX																		
11/21	at OAK																		
11/27	SD																		
12/4	at GB																		
12/11	at IND																		
12/18	JAX																		
12/24	CIN																		
1/1/17	at TEN																		
Totals		0	0	0	0	0	0	0	0.0	0.0	0	0	0	0	0	0	0	0	0

- Named player of the week six times
- Notched 18 tackles and 3.0 sacks
- Born in Panama City, Fla.
- Lived in Mobile, Ala. from age 3-5 before moving to Daphne
- Participated in Coastal Clean-Up
- An A/B Honor Roll student
- A Wendy's High School Heisman nominee
- Served as the treasurer for the senior class
- A member of the Key Club and Spanish Club
- Studied pre-business administration

PRACTICE SQUAD



DAN PETTINATO

DEFENSIVE END | 6-4 | 290 | ARIZONA

Hometown: Grass Valley, Calif. | 1st NFL Season | 1st with Texans | Age: 24
 Acquired: FA-'16 | 2016 GP/GS (Playoffs): 0/0 (0/0) | Career GP/GS (Playoffs): 0/0 (0/0)
 Teams: Houston 2015-16

96

TRANSACTIONS:

Signed by the Houston Texans as a college free agent on May 8, 2015...Waived by the Texans on Sept. 5, 2015...Signed to the Texans practice squad on Sept. 8, 2015...Signed by the Texans on Jan. 11, 2016...Waived by the Texans on Sept. 3, 2016...Signed to the Texans practice squad on Oct. 5, 2016.

2016 (Houston 0/0):

- Waived on Sept. 3 after spending training camp with the Texans
- Signed to the practice squad on Oct. 5
- Spent Weeks 5-17 on the Texans practice squad

2015 (Houston 0/0):

- Spent the entire season on the Texans practice squad

COLLEGE:

- Played four seasons (2011-14) at the University of Arizona in Tucson, Ariz. after redshirting the 2010 campaign
- Saw action in 14 games as a senior in 2014, racking up 45 total tackles (4.5 for loss), four sacks, and two forced fumbles
- Recovered a fumble and returned it 32 yards for a touchdown against Utah in 2014
- Played in 10 games on the defensive line in 2013, after missing the first three games while recovering from a knee injury, and totaled 10 tackles, including a sack for a loss of eight yards
- Played in 11 games with four starts at defensive end and five starts at defensive tackle
- Tallied 34 tackles (22 solo), 1.5 tackles for a loss, two passes broken up, and one recovered fumble in 2012
- Played in 12 games with three starts in 2011, totaling 16 tackles (8 solo) and 1.5 tackles for loss
- Redshirted in 2010

PERSONAL:

- Attended Nevada Union High School in Grass Valley, Calif.
- PrepStar All-West
- Delta Valley Conference Player of the Year after he led the Nevada Union Miners to an undefeated 5-0 record in league play
- 2009 Sacramento Bee All-Metro First-Team nods as an all-purpose player for Head Coach Dave Humphers
- All-Sac-Joaquin Section First-Team honors as selected by the National Football Foundation Sacramento Valley chapter
- Earned NU's Jim Brown Award as team MVP
- Club won the division championship at 13-1, finishing in Cal-Hi Sports Top 20
- Had two TD catches and two sacks in the quarterfinal vs. Sheldon
- Logged 35 catches for 700 yards and eight touchdowns at tight end, with five sacks to go along with 87 tackles at defensive end his senior year
- As a junior, he had 64 tackles and eight sacks, earning Sac Bee Honorable Mention All-Metro honors as DL
- Played forward on the Miners' basketball squad
- Majored in sports and society

2016 STATISTICS

REGULAR SEASON				TACKLES					SACKS		INTERCEPTIONS					FUMBLES			
Date	Opp	GP	GS	Tot	Solo	Asst	QBH	TFL	Sk	Yds	Int	Yds	Lg	TD	PD	FF	FR	Yds	TD
Week 1																			
Week 2																			
Week 3																			
Week 4																			
WITH HOUSTON																			
10/9	at MIN																		
10/16	IND																		
10/24	at DEN																		
10/30	DET																		
11/13	at JAX																		
11/21	at OAK																		
11/27	SD																		
12/4	at GB																		
12/11	at IND																		
12/18	JAX																		
12/24	CIN																		
1/1/17	at TEN																		
Totals			0	0	0	0	0	0	0.0	0.0	0	0	0	0	0	0	0	0	0

CAREER STATISTICS

REGULAR SEASON				TACKLES					SACKS		INTERCEPTIONS					FUMBLES			
Year	Team	GP	GS	Tot	Solo	Asst	QBH	TFL	Sk	Yds	Int	Yds	Lg	TD	PD	FF	FR	Yds	TD
2015	HOU																		
2016	HOU	0	0	0	0	0	0	0	0.0	0.0	0	0	0	0	0	0	0	0	0
Totals			0	0	0	0	0	0	0.0	0.0	0	0	0	0	0	0	0	0	0



SHAKEEL RASHAD

INSIDE LINEBACKER | 6-2 | 240 | NORTH CAROLINA

Hometown: Jacksonville, Fla. | Rookie | Age: 22

Acquired: CFA-'16 | 2016 GP/GS: 0/0 | Career GP/GS (Playoffs): 0/0 (0/0)

Teams: Houston 2016

42

TRANSACTIONS:

Signed by the Houston Texans as a college free agent on May 5, 2016...Waived by the Texans on Sept. 3, 2016...Signed to the Texans practice squad on Sept. 4, 2016.

2016 (Houston 0/0):

- Spent the entire regular season on the Texans practice squad

CAREER AT NORTH CAROLINA:

- Played four seasons (2012-15) at the University of North Carolina in Chapel Hill, N.C.
- Appeared in 43 games at UNC and made 16 career starts, including all 14 games as a senior
- 2015 All-ACC Third Team (ACCSMA and coaches)
- 2015 AFCA Good Works Team Candidate
- 2015 Wuerffel Trophy Nominee

2015 (North Carolina):

- Started all 14 games and finished second on the team with 126 tackles in his first full season as a linebacker
- Led the team with 8.5 tackles for loss and three forced fumbles
- Closed the season with the best sustained play of his career, totaling 56 tackles over his last four games
- In his final game as a Tar Heel, had a career-high 16 tackles against No. 17 Baylor
- Had 12 tackles (seven solo) and a tackle for loss in the ACC Championship Game against Clemson
- Finished with 13 tackles (seven solo), assisted on a sack and broke up a pass in the win at NC State
- Recorded 15 tackles (eight solo) and added two tackles for loss and his first sack of the year in the Coastal Division-clinching win at Virginia Tech
- Tied for the team high with eight tackles (seven solo) in the Senior Day win over Miami
- Matched a career high with 10 tackles and grabbed his second interception of the year in the win over Virginia
- Finished with a career-high 10 tackles and an 8-yard tackle for loss in the Delaware win
- Earned ACC Linebacker of the Week honors for his play in the win over NC A&T when he finished with two tackles, including a 10-yard tackle for loss, a forced fumble, and pass breakup and his first career interception
- Earned the starting will linebacker spot after appearing as the bandit in 2014

2014 (North Carolina):

- Appeared in all 13 games at the bandit position and started two, finishing the regular season with 18 tackles (11 solo), 2.5 tackles for loss, five quarterback hurries and a fumble recovery
- Recovered a fumble in the waning moments of the Pittsburgh game to clinch the victory
- Finished with a season-high three solo tackles and a tackle for loss against Virginia Tech
- Also had three tackles, including a tackle for loss, and a quarterback hurry in the season opener against Liberty

2013 (North Carolina):

- Appeared in five games after initially being ruled out for the season with a training camp knee injury
- Finished with nine tackles and a sack
- Had a season-high three tackles against Duke
- Registered his first sack of the year in his first game of the year against Virginia

2012 (North Carolina):

- Appeared in 11 games as a true freshman after enrolling in January
- Started the Maryland game at bandit
- Registered 18 tackles, including 13 solo stops, 3.5 tackles for loss, 1.5 sacks and five quarterback hurries. Also broke up two passes, forced one fumble and had an interception
- Missed the NC State game due to suspension
- Tallied three solo stops and his first career interception in the win at Miami
- Had a season-high four solo tackles and his first career sack in the win over East Carolina

2016 STATISTICS


REGULAR SEASON				TACKLES					SACKS		INTERCEPTIONS					FUMBLES			
Date	Opp	GP	GS	Tot	Solo	Asst	QBH	TFL	Sk	Yds	Int	Yds	Lg	TD	PD	FF	FR	Yds	TD
9/11	CHI																		
9/18	KC																		
9/22	at NE																		
10/2	TEN																		
10/9	at MIN																		
10/16	IND																		
10/24	at DEN																		
10/30	DET																		
11/13	at JAX																		
11/21	at OAK																		
11/27	SD																		
12/4	at GB																		
12/11	at IND																		
12/18	JAX																		
12/24	CIN																		
1/1/17	at TEN																		
Totals		0	0	0	0	0	0	0	0.0	0.0	0	0	0	0	0	0	0	0	0

- Had a strong collegiate debut, finishing with three solo tackles, a forced fumble and a QB hurry in the season opener against Elon

PERSONAL:

- Attended Episcopal School of Jacksonville (Fla.)
- Member of the PrepStar All-America team
- Member of the Orlando Sentinel's Florida Top 100
- A four-star prospect by ESPN.com, which listed him as the No. 35 outside linebacker prospect in the nation
- Considered the No. 57 outside linebacker prospect in the country by Scout.com
- Member of the Jacksonville Times-Union Super 11 and Super 24 teams
- Posted 82 tackles and 8.0 sacks as a junior
- Also played basketball and ran track
- Holds the school record in the 400 meters
- Coached by David Hess
- His older brother, Shareff, played football at UCF
- Son of Shareff and Sharon Rashad
- Double major in communication studies and exercise and sport science

PRACTICE SQUAD



CHAD SLADE

GUARD | 6-5 | 315 | AUBURN

Hometown: Moody, Ala. | 2nd NFL Season | 2nd with Texans | Age: 24
 Acquired: CFA-'15 | 2016 GP/GS: 0/0 | Career GP/GS (Playoffs): 0/0 (0/0)
 Teams: Houston 2015-16

62

TRANSACTIONS:

Signed by the Houston Texans as a college free agent on May 8, 2015...Waived by the Texans on Sept. 3, 2016...Signed to the Texans practice squad on Sept. 4, 2016.

2016 (Houston 0/0):

- Spent the entire regular season on the Texans practice squad

2015 (Houston 0/0):

- Placed on the Reserve/Injured List on Sept. 1 and missed the entire season

COLLEGE:

- Played four seasons (2011-14) at Auburn (Ala.) University after redshirting the Tigers' 2010 BCS National Championship campaign
- Four-year starter on the offensive line for the Tigers
- 49 career starts, second most among SEC offensive linemen, and fourth-most in Auburn history
- Started 14 games at both guard spots in 2014
- Preseason All-SEC second team (CFB Matrix); third team (SEC media, Athlon); fourth team (Phil Steele) in 2014
- Accepted invitation to NFLPA Collegiate Bowl
- Returning starter for all 13 games at right offensive guard for the SEC Champions in 2013
- Started 12 games at right guard and left tackle in 2012
- Played in 13 games with 10 starts in 2011
- Redshirted and did not see action for the National Champions in 2010

PERSONAL:

- High School Coach: Brandon Wiley
- No. 59-ranked offensive guard by ESPN.com/Scouts Inc.
- No. 62-rated offensive guard by Scout.com
- Ranked as the No. 34 player in Alabama by SuperPrep
- Named to the All-Southeast Region team by PrepStar
- No. 38 prospect in Alabama by the Tuscaloosa News
- Birthday is May 4
- Son of Joseph and Nikki Shorter
- Majored in Sociology
- Received bachelor's degree in August, 2014

CAREER STATISTICS

REGULAR SEASON GAMES PLAYED/STARTED (PLAYOFFS):

2015 Houston: 0/0 (0/0)

2016 Houston: 0/0

TOTAL: 0/0 (0/0)



LONNIE BALLENTINE

SAFETY | 6-3 | 225 | MEMPHIS

Hometown: Memphis, Tenn. | 3rd NFL Season | 3rd with Texans | Age: 23

Acquired: D7b-'14 | 2016 GP/GS: 2/0 | Career GP/GS (Playoffs): 4/0 (0/0)

Teams: Houston 2014-16

39

TRANSACTIONS:

Selected by the Houston Texans with the 41st pick in the seventh round (256th overall) of the 2014 NFL Draft.

2016 (Houston 2/0):

- Placed on the Reserve/Physically Unable to Perform List on Aug. 30
- Activated from the Reserve/Physically Unable to Perform List on Oct. 22
- Saw his first game action since Week 6 of 2015, playing both defense and special teams, at Denver (10/24) in Week 7
- Played exclusively on special teams vs. Detroit (10/30) in Week 8
- Placed on the Reserve/Injured List on Nov. 12

2015 (Houston 2/0):

- Played in two regular season games, totaling three solo tackles and one pass defended
- Inactive in Weeks 1-4
- Made his NFL debut in Week 5 vs. Indianapolis (10/8)
- Recorded the first stats of his career: three solo tackles and one pass defended at Jacksonville (10/18)
- Placed on the Reserve/Injured List on Oct. 19 and missed the rest of the season

2014 (Houston 0/0):

- Spent entire season on the Reserve/Injured List

COLLEGE:

- Played four seasons (2010-13) at the University of Memphis (Tenn.)
- In 42 career games, totaled 176 total tackles, 2.5 tackles for loss, a half-sack, 13 passes defended, two fumble recoveries and three interceptions
- Started all 12 games as a senior in 2013, compiling 58 tackles and five pass break-ups
- Had a game- and season-high nine tackles against Temple as a senior
- Named All-Conference USA Honorable Mention in 2012
- Finished with 66 tackles, three interceptions, five pass breakups, a fumble recovery and one sack in 2012
- Posted a career-high 15 tackles at Arkansas State and had a pass breakup in 2012
- Played in 11 games as a sophomore in 2011
- Posted 35 total tackles, one pass breakup and 1.5 tackles for loss in 2011
- Recovered his first collegiate fumble in the end zone against Southern Miss in 2011
- Played in seven games with one start and logged 17 tackles in 2010

PERSONAL:

- Played for Coach Cedric Miller at Southwind High School in Memphis, Tenn.
- Graduated early from high school, finishing his studies as a junior
- Logged 45 tackles, six interceptions and 12 pass breakups in 2009
- Tallied 800 all-purpose yards as a junior
- Selected to the Tennessee Sports Writers Association (TSWA) All-State first team and All-Shelby Metro
- Invited to participate in the AutoZone Liberty Bowl All-Star Game
- Also ran track and played basketball
- Transferred to Southwind after two years at Hamilton High School in Memphis, Tenn.
- Son of Lonnie Ballentine and Sheila Smith
- Born April 23, 1993 in Memphis, Tenn.
- Is married, and he and his wife, Brittany, have two children
- His mother, Sheila, played college basketball at Murray State and later played professionally in France
- Majored in sports and leisure management

2016 STATISTICS

REGULAR SEASON				TACKLES					SACKS		INTERCEPTIONS					FUMBLES			
Date	Opp	GP	GS	Tot	Solo	Asst	QBH	TFL	Sk	Yds	Int	Yds	Lg	TD	PD	FF	FR	Yds	TD
9/11	CHI																		
9/18	KC																		
9/22	at NE																		
10/2	TEN																		
10/9	at MIN																		
10/16	IND																		
10/24	at DEN	1	0	0	0	0	0	0	0.0	0.0	0	0	0	0	0	0	0	0	0
10/30	DET	1	0	0	0	0	0	0	0.0	0.0	0	0	0	0	0	0	0	0	0
11/13	at JAX																		
11/21	at OAK																		
11/27	SD																		
12/4	at GB																		
12/11	at IND																		
12/18	JAX																		
12/24	CIN																		
1/1/17	at TEN																		
Totals		2	0	0	0	0	0	0	0.0	0.0	0	0	0	0	0	0	0	0	0

CAREER STATISTICS

REGULAR SEASON				TACKLES					SACKS		INTERCEPTIONS					FUMBLES			
Year	Team	GP	GS	Tot	Solo	Asst	QBH	TFL	Sk	Yds	Int	Yds	Lg	TD	PD	FF	FR	Yds	TD
2014	HOU																		
2015	HOU	2	0	3	3	0	0	0	0.0	0.0	0	0	0	0	1	0	0	0	0
2016	HOU	2	0	0	0	0	0	0	0.0	0.0	0	0	0	0	0	0	0	0	0
Totals		4	0	3	3	0	0	0	0.0	0.0	0	0	0	0	1	0	0	0	0

RESERVE/INJURED



K.J. DILLON

SAFETY | 6-0 | 200 | WEST VIRGINIA

Hometown: Apopka, Fla. | Rookie | Age: 22

Acquired: D5a-'16 | 2016 GP/GS: 5/0 | Career GP/GS (Playoffs): 5/0 (0/0)

Teams: Houston 2016

36

TRANSACTIONS:

Selected by the Houston Texans with the 22nd pick in the fifth round (159th overall) of the 2016 NFL Draft.

2016 (Houston 5/0):

- Inactive for the season opener vs. Chicago (9/11)
- Made his NFL debut and played exclusively on special teams vs. Kansas City (9/18)
- Saw his first action on defense and contributed on special teams at New England (9/22) in Week 3
- Played exclusively on special teams vs. Tennessee (10/2) in Week 4
- Registered the first two tackles (one solo) of his career and contributed with his first two special teams tackles at Minnesota (10/9) in Week 5
- Played exclusively on special teams and notched a special teams tackle vs. Indianapolis (10/16) in Week 6
- Placed on the Reserve/Injured List on Oct. 19

CAREER AT WEST VIRGINIA:

- Played four seasons (2012-15) at West Virginia University in Morgantown, W. Va.
- Saw action in 48 games and made 29 starts at safety over his four-year career
- Totaled 165 tackles (18 for loss), five interceptions, two forced fumbles and six pass breakups

2015 (West Virginia):

- Finished with 55 tackles, 7.5 for loss, two interceptions and eight pass breakups, garnering second team All-Big 12 accolades
- All-Big 12 Conference Second Team (Coaches)
- All-Big 12 Conference Third Team (Phil Steele)
- Played in 48 career games and started 29
- Posted four solo tackles vs. Arizona State
- Had three tackles and a pair of pass breakups at Kansas State
- Returned an interception 25 yards and had two tackles vs. Iowa State
- WVU Defensive Champion for performance against Texas Tech; led the team with a career best nine tackles, including one for loss
- Had a team-high seven solo tackles, two for loss, at TCU
- Had five solo tackles and a pass breakup at Baylor
- Had two tackles for loss and six tackles vs. Oklahoma State
- Recorded seven tackles and one pass breakup at Oklahoma
- Had an interception, one tackle for loss and one pass breakup vs. Maryland
- Had four tackles, assisted on one tackle for loss and had one pass breakup vs. Georgia Southern

2014 (West Virginia):

- Played in 13 games and started 12
- Fourth-leading tackler, finishing with 62 tackles, including 43 unassisted tackles, 0.5 sacks, 7.5 tackles for loss
- Tied for the team lead with three interceptions and seven pass breakups
- Used on 998 plays, including 904 on defense
- Saw action on a season-high 84 defensive plays against Alabama and Texas A&M
- Earned WVU's Defensive MVP honors against Texas A&M in the Liberty Bowl, finishing with five solo tackles, a pass breakup and returning an interception 35 yards for a touchdown
- Registered a career-high 11 tackles at Iowa State, including five solo tackles, 1.5 tackles for loss and a pass breakup
- Also had a career-high six assisted tackles at Iowa State
- Finished with a career-high eight tackles against Kansas State, including a career-high seven solo stops and one pass breakup
- Had five tackles at Texas; including four solo stops
- Registered five tackles against TCU, including three solo stops and had an interception and a pass breakup

2016 STATISTICS

REGULAR SEASON				TACKLES					SACKS		INTERCEPTIONS					FUMBLES			
Date	Opp	GP	GS	Tot	Solo	Asst	QBH	TFL	Sk	Yds	Int	Yds	Lg	TD	PD	FF	FR	Yds	TD
9/11	CHI																		
9/18	KC	1	0	0	0	0	0	0	0.0	0.0	0	0	0	0	0	0	0	0	0
9/22	at NE	1	0	0	0	0	0	0	0.0	0.0	0	0	0	0	0	0	0	0	0
10/2	TEN	1	0	0	0	0	0	0	0.0	0.0	0	0	0	0	0	0	0	0	0
10/9	at MIN	1	0	2	1	1	0	0	0.0	0.0	0	0	0	0	0	0	0	0	0
10/16	IND	1	0	0	0	0	0	0	0.0	0.0	0	0	0	0	0	0	0	0	0
10/24	at DEN																		
10/30	DET																		
11/13	at JAX																		
11/21	at OAK																		
11/27	SD																		
12/4	at GB																		
12/11	at IND																		
12/18	JAX																		
12/24	CIN																		
1/1/17	at TEN																		
Totals		5	0	2	1	1	0	0	0.0	0.0	0	0	0	0	0	0	0	0	0

ADDITIONAL STATISTICS

Special Teams Tackles: 3

- Finished with four tackles, including one for loss at Oklahoma State
- Three solo tackles and two pass breakups vs. Baylor
- Registered first career interception at Texas Tech
- Also had four tackles against the Red Raiders, including three solo tackles and a pass breakup
- Finished with four tackles against Kansas; including three solo stops
- Two solo tackles against Oklahoma
- Finished with three tackles, including one for loss at Maryland
- Registered six tackles (four solo) and a tackle for loss vs. Alabama

2013 (West Virginia):

- Played in nine games and started four at safety
- Finished the season with 28 tackles, including 23 solo stops, three tackles for loss, a fumble recovery and a team-high six pass breakups
- Career high in pass breakups (2) vs. Texas and at Oklahoma
- Set career highs in unassisted tackles (6) and total tackles (6) at Baylor
- Recovered first career fumble vs. Maryland

2012 (West Virginia):

- Added depth at boundary safety and was used on special teams
- Played in all 13 games
- Finished with 20 tackles, including 14 solo tackles and a forced fumble

PERSONAL:

- Three-year starter for Head Coach Rick Darlington at Apopka (Fla.) High
- 2011 Orlando Sentinel All-Central Florida Second Team Defense
- Played in the 2011 Central Florida All-Star Game for the East Side
- Birthday is May 11
- Son of Kimberly Dillon
- One of three children
- Majored in communication studies

RESERVE/INJURED



KURTIS DRUMMOND

SAFETY | 6-1 | 200 | MICHIGAN STATE

Hometown: Masury, Ohio | 2nd NFL Season | 2nd with Texans | Age: 24
 Acquired: CFA-'15 | 2016 GP/GS: 0/0 | Career GP/GS (Playoffs): 9/0 (1/0)
 Teams: Houston 2015-16

23

TRANSACTIONS:

Signed by the Houston Texans as a college free agent on May 8, 2015...Waived by the Texans on Sept. 5, 2015...Signed to the Texans practice squad on Sept. 8, 2015...Signed to the Texans active roster on Oct. 27, 2015.

2016 (Houston 0/0):

- Placed on the Reserve/Injured List on Aug. 30

2015 (Houston 9/0, 1/0):

- Signed to Texans active roster on Oct. 27
- Forced a fumble on Titans RB Bishop Sankey on a kickoff return in the second quarter. S Eddie Pleasant recovered the fumble on the Titans 24-yard line (11/1)

COLLEGE:

- Played four seasons (2011-14) at Michigan State University in East Lansing, Mich. after redshirting the 2010 campaign
- Four-year letter winner who recorded 233 career tackles in 52 games
- 2014 First-Team All-American (FWAA, Phil Steele)
- 2014 Big Ten Defensive Back Of The Year
- 2014 First-Team All-Big Ten (Coaches, Media, BTN.COM, Athlon Sports, Phil Steele)
- Two-Time First-Team All-Big Ten (2013-14)
- Finished his career by starting in 34 consecutive games at free safety
- Ranked among MSU's all-time leaders in interceptions (tied for seventh with 12), passes defended (11th with 33) and interception return yards (12th with 148)
- Compiled 14 tackles for loss (60 yards), three forced fumbles and two fumble recoveries
- Recorded 19 tackles in four career bowl games and helped lead the Spartans to a 4-0 record in bowl games during his career
- Led team in tackles (72), interceptions (4), pass breakups (11) and passes defended (15) in 2014
- Ranked second on the team with a career-high 91 tackles, including 3.5 for losses (18 yards) in 2013
- Had four pass breakups, two interceptions, a forced fumble and a fumble recovery in 13 games (seven starts) at free safety 2012
- Played in 12 games to earn his first letter in 2011
- Redshirted in 2010

PERSONAL:

- Three-year starter for Coach Brian Hoffman at Hubbard (Ohio) High School
- Ranked among the nation's top safeties by Scout.com (No. 69) and listed among the country's top athletes by Scouts, Inc. (No. 83)
- Named to SuperPrep's and PrepStar's All-Midwest Teams
- Ranked among Ohio's top 50 seniors by Rivals.com (No. 44) and Scout.com (No. 47)
- Had 24 receptions for 489 yards (20.4 avg.) and three touchdowns as a senior
- Registered 75 tackles (46 solo, 29 assists) as a senior, including four sacks
- Also credited with three passes defended and two forced fumbles in 2009
- Returned 12 punts for 110 yards (9.2 avg.) and five kickoffs for 86 yards (17.2 avg)
- Averaged 35.0 yards on 27 punts as a senior
- Caught 16 passes for 281 yards (17.6 avg.) and four touchdowns as a junior
- Made 49 tackles (29 solo, 20 assists) in 2008, including two sacks
- Also recorded three interceptions (62 yards) and 11 passes defended as a junior
- Earned Associated Press Division II All-Ohio Special Mention honors in basketball in 2008-09, playing for Coach Rick Fox
- Averaged 17.1 points for the Eagles his senior year to garner Associated Press All-Northeast

2016 STATISTICS

REGULAR SEASON				TACKLES					SACKS		INTERCEPTIONS					FUMBLES			
Date	Opp	GP	GS	Tot	Solo	Asst	QBH	TFL	Sk	Yds	Int	Yds	Lg	TD	PD	FF	FR	Yds	TD
9/11	CHI																		
9/18	KC																		
9/22	at NE																		
10/2	TEN																		
10/9	at MIN																		
10/16	IND																		
10/24	at DEN																		
10/30	DET																		
11/13	at JAX																		
11/21	at OAK																		
11/27	SD																		
12/4	at GB																		
12/11	at IND																		
12/18	JAX																		
12/24	CIN																		
1/1/17	at TEN																		
Totals		0	0	0	0	0	0	0	0.0	0.0	0	0	0	0	0	0	0	0	0

CAREER STATISTICS

REGULAR SEASON				TACKLES					SACKS		INTERCEPTIONS					FUMBLES			
Year	Team	GP	GS	Tot	Solo	Asst	QBH	TFL	Sk	Yds	Int	Yds	Lg	TD	PD	FF	FR	Yds	TD
2015	HOU	9	0	4	4	0	0	0	0.0	0.0	0	0	0	0	0	1	0	0	0
2016	HOU	0	0	0	0	0	0	0	0.0	0.0	0	0	0	0	0	0	0	0	0
Totals		9	0	4	4	0	0	0	0.0	0.0	0	0	0	0	0	1	0	0	0

POSTSEASON				TACKLES					SACKS		INTERCEPTIONS					FUMBLES			
Year	Team	GP	GS	Tot	Solo	Asst	QBH	TFL	Sk	Yds	Int	Yds	Lg	TD	PD	FF	FR	Yds	TD
2015	HOU	1	0	0	0	0	0	0	0.0	0.0	0	0	0	0	0	0	0	0	0
Totals		1	0	0	0	0	0	0	0.0	0.0	0	0	0	0	0	0	0	0	0

ADDITIONAL STATISTICS

Special Teams Tackles: 10 | Postseason Special Teams Tackles: 1

Inland Division II Third-Team honors

- Earned his bachelor's degree in psychology from MSU in December 2014
- Born Jan. 29, 1992



KA'IMI FAIRBAIRN

KICKER | 6-0 | 190 | UCLA

Hometown: Kailua, Hawaii | Rookie | Age: 22

Acquired: CFA-'16 | 2016 GP/GS: 0/0 | Career GP/GS (Playoffs): 0/0 (0/0)

Teams: Houston 2016

7

TRANSACTIONS:

Signed by the Houston Texans as a college free agent on May 5, 2016.

2016 (Houston 0/0):

- Placed on the Reserve/Injured List on Aug. 30

CAREER AT UCLA:

- Played four seasons (2012-15) at the University of California, Los Angeles
- Lou Groza Award winner in 2015
- Became the all-time leading scorer for the Pac-12 Conference and UCLA during the 2015 season
- Finished his career by connecting on 41 straight field goal attempts from 35 yards and in
- Handled all of the Bruin placekicking chores in his four seasons with the program
- Added kickoff duty in years two, three and four
- First Bruin to score over 100 points in four straight seasons

2015 (UCLA):

- Saw action in all 13 games as placekicker and also handled kickoffs
- Lou Groza Award winner
- Consensus first-team All-America selection (AP, FWAA, AFCA, Walter Camp, SI.com)
- First-team All-Conference (AP)
- Second-team All-Conference selection (coaches)
- Finished his career first on the all-time scoring list for the Pac-12 and UCLA with 413 points
- Fourth on the all-time UCLA field goals made list with 68
- Became the all-time leading scorer on a 22-yard field goal against Washington State
- Had a streak of 19 straight field goals made during the season
- His 60-yard field goal against Cal was the longest in school history and the longest ever in a Conference game
- It was tied for the second-longest ever by a conference player
- Booted a 53-yard kick against Arizona State earlier in the season which was then the fourth-longest in school history
- His 20 made field goals tied for seventh-most in a season by a Bruin player
- Tied his career-best with four field goals against Washington State
- Had 59 touchbacks on his 84 kickoff attempts

2014 (UCLA):

- Saw action in all 13 games as the placekicker and also handled the kickoffs
- Connected on 18-of-22 field goal attempts for an .818 which ranked 19th in the nation, third in the Pac-12
- Finished the season having made 13 of his last 14 field goal attempts overall
- 50 of his 80 kickoffs went for touchbacks
- Converted all three field goal attempts at Washington
- Presented the Captain Don Brown Award for Most Improved Player (special teams) at the team's annual banquet

2013 (UCLA):

- Saw action in all 13 games as the Bruin placekicker
- Also handled kickoff duties
- Presented the Most Valuable Special Teams Player Award at the Sun Bowl
- Ranked 49th in the nation, fourth in the conference in kick scoring (7.8) and ninth in scoring among all players
- His 101 points scored ranked 15th on the all-time school season list

2012 (UCLA):

- Saw action in all 14 games as the Bruin placekicker
- Connected on 14 of his 15 field goal attempts from 35-yards-and-in during the season
- Made 11 in a row from that range to end the season
- Made a season-long 48-yarder against Stanford in the Rose Bowl
- His 33-yard kick at Arizona State with no time left provided the winning points in a 45-43 Bruin victory
- Scored 104 points on the season, tied for 11th on the school single-season list

2016 STATISTICS


REGULAR SEASON			FIELD GOALS					PAT				KICKOFFS			
Date	Opp	GP	FG	FGA	Pct	Lg	Blk	PAT	PATA	Pct	Blk	Pts	KO	TB	Pct
9/11	CHI														
9/18	KC														
9/22	at NE														
10/2	TEN														
10/9	at MIN														
10/16	IND														
10/24	at DEN														
10/30	DET														
11/13	at JAX														
11/21	at OAK														
11/27	SD														
12/4	at GB														
12/11	at IND														
12/18	JAX														
12/24	CIN														
1/1/17	at TEN														
Totals		0	0	0	0.0	0	0	0	0	0.0	0	0	0	0	0.0

- His total of 16 made field goals ranks tied for 11th on that school single-season list

PERSONAL:

- Ka'imi (Kuh-EE-me) Fairbairn (Fair-Bairn)
- Saw action as a kicker and punter at Punahou School in Honolulu for Head Coach Kale Ane
- Two-star recruit according to Rivals.com and Scout.com
- As a senior, put 95 percent of his kickoffs into the end zone, and hit 13-of-18 field goal tries, including one from 55 yards
- Named first-team all-state as a senior and junior and to the All-ILH Division Team
- Earned second-team all-state honors as a sophomore
- Three-year winner of the Special Team MVP Award
- Also played soccer (central defender) for coach Dave Trifonovitch
- Named first-team all-state as a senior and junior for the two-time State champs
- ILH Defensive Player of the Year his last two seasons.
- Full Name: John Christian Ka'iminoeauloameka'ikeokekumupa'a Fairbairn
- Born in Kailua, Hawaii
- Parents are John and Rochelle Fairbairn
- Has one younger brother, Kona, and one younger sister Kiara
- Earned a spot on the UCLA Athletic Director's Honor Roll in Fall 2012, Spring 2015
- Hobbies include playing golf

RESERVE/INJURED



KEVIN JOHNSON

CORNERBACK | 6-0 | 185 | WAKE FOREST

Hometown: Clarksville, Md. | 2nd NFL Season | 2nd with Texans | Age: 24

Acquired: D1-'15 | 2016 GP/GS: 6/3 | Career GP/GS (Playoffs): 22/13 (1/1)

Teams: Houston 2015-16

30

TRANSACTIONS:

Selected by the Houston Texans with the 16th pick in the first round (16th overall) of the 2015 NFL Draft.

2016 (Houston 6/3):

- Made one solo tackle in the season opener vs. Chicago (9/11)
- Finished with three solo tackles, one pass defended and one fumble recovery vs. Kansas City (9/18)
- Recovered the first fumble of his career and notched a 53-yard return after S Quintin Demps forced the ball out on Chiefs RB Spencer Ware vs. Kansas City (9/18)
- Recorded one tackle and a special teams tackle at New England (9/22) in Week 3
- Made his first start of the season and notched one solo tackle and a special teams tackle vs. Tennessee (10/2) in Week 4
- Notched a season-high five tackles (four solo) and added a pass defended in his second start of the season at Minnesota (10/9) in Week 5
- Posted a career-high 10 tackles (nine solo), including his first tackle for loss of the season, and one pass defended vs. Indianapolis (10/16) in Week 6
- Placed on the Reserve/Injured List on Oct. 22

2015 (Houston 16/10, 1/1):

- Played all 16 games and made 10 starts in his rookie season. Compiled 52 tackles (47 solo), nine passes defended, one interception and three tackles for loss
- Made his NFL debut vs. Kansas City (9/13) and made one solo tackle on defense and one special teams stop
- Recorded two solo tackles and one pass defended vs. Carolina (9/20)
- Had three tackles (two solo) and a pass defended vs. Tampa Bay (9/27)
- Tied for second on the team with five tackles (all solo) at Atlanta (10/4)
- Registered four tackles (three solo) and one pass defended in his second straight start of the season vs. Indianapolis (10/8)
- Recorded his first career interception in the third quarter when he picked off Titans QB Zach Mettenberger and returned it 22 yards vs. Tennessee (11/1). Tied for fourth on the team with a career-high six tackles (five solo), including his first two tackles for loss of the season
- Tied for fourth on the team with three solo tackles at Tennessee (12/27)

COLLEGE:

- Played four seasons (2010; 2012-14) at Wake Forest University in Winston-Salem, N.C.
- Redshirted the season as a member of the scout team in 2011
- Played in 47 career games for the Demon Deacons, starting the last 41 games he appeared in
- Recorded 191 tackles (125 solo), seven interceptions, 35 pass breakups, three forced fumbles and two fumble recoveries in four seasons
- Received honorable mention All-ACC from the media and second team from the ACC Coaches and second team All-ACC by Phil Steele in 2014
- Finished his career with 35 pass breakups, the fourth-highest total in school history
- Had 43 tackles on the season and 3.5 tackles for loss as a senior in 2014
- Tied for the team lead with six pass breakups in 2014
- Played in the Senior Bowl following the season
- Named All-ACC honorable mention by the media and third team All-ACC by the ACC Coaches in 2013

2016 STATISTICS

REGULAR SEASON				TACKLES					SACKS		INTERCEPTIONS					FUMBLES			
Date	Opp	GP	GS	Tot	Solo	Asst	QBH	TFL	Sk	Yds	Int	Yds	Lg	TD	PD	FF	FR	Yds	TD
9/11	CHI	1	0	1	1	0	0	0	0.0	0.0	0	0	0	0	0	0	0	0	0
9/18	KC	1	0	3	3	0	0	0	0.0	0.0	0	0	0	0	1	0	1	53	0
9/22	at NE	1	0	1	0	1	0	0	0.0	0.0	0	0	0	0	0	0	0	0	0
10/2	TEN	1	1	1	1	0	0	0	0.0	0.0	0	0	0	0	0	0	0	0	0
10/9	at MIN	1	1	5	4	1	0	0	0.0	0.0	0	0	0	0	1	0	0	0	0
10/16	IND	1	1	10	9	1	0	1	0.0	0.0	0	0	0	0	1	0	0	0	0
10/24	at DEN			INJURED RESERVE															
10/30	DET			INJURED RESERVE															
11/13	at JAX			INJURED RESERVE															
11/21	at OAK			INJURED RESERVE															
11/27	SD			INJURED RESERVE															
12/4	at GB			INJURED RESERVE															
12/11	at IND			INJURED RESERVE															
12/18	JAX			INJURED RESERVE															
12/24	CIN			INJURED RESERVE															
1/1/17	at TEN			INJURED RESERVE															
Totals		6	3	21	18	3	0	1	0.0	0.0	0	0	0	0	3	0	1	53	0

ADDITIONAL STATISTICS

Special Teams Tackles: 4

CAREER STATISTICS

REGULAR SEASON				TACKLES					SACKS		INTERCEPTIONS					FUMBLES			
Year	Team	GP	GS	Tot	Solo	Asst	QBH	TFL	Sk	Yds	Int	Yds	Lg	TD	PD	FF	FR	Yds	TD
2015	HOU	16	10	52	47	5	0	3	0.0	0.0	1	22	22	0	9	0	0	0	0
2016	HOU	6	3	21	18	3	0	1	0.0	0.0	0	0	0	0	3	0	1	53	0
Totals		22	13	73	65	8	0	4	0.0	0.0	1	22	22	0	12	0	1	53	0

ADDITIONAL STATISTICS

Special Teams Tackles (6): 2015 - 2; 2016 - 4

CAREER GAME HIGHS

Tackles: 10 vs. IND, 10/16/16 | TFL: 2 vs. TEN, 11/1/15 | INT: 1 vs. TEN, 11/1/15 | Return Yards: 22 vs. TEN, 11/1/15 | PD: 2 at CIN, 11/16/15

- Started all 12 games at cornerback, finishing with 58 tackles (39 solo), three interceptions, one forced fumble and a team-best 12 pass breakups in 2013
- Ranked second in the ACC with 1.25 passes defended per game in 2013
- Played in and started all 12 games on the year, finishing with 58 tackles (34 solo), 3.5 tackles for loss, a half-sack, two forced fumbles and a fumble recovery in 2012
- Named honorable mention All-ACC by the coaches in 2012
- Led the team with 15 pass breakups and three interceptions in 2012
- Ranked second in the ACC in passes defended in 2012 with 18 which tied for second in school history
- Tied for eighth in the league with three interceptions in 2012
- Named the ACC Defensive Back of the Week once in 2012
- One of three true freshmen to play in 2010, appearing in 11 games with five starts
- Tallied 31 tackles on the season, including 20 solo stops and two pass breakups in 2010

PERSONAL:

- A 2010 graduate of River Hill High School in Clarksville, Md.
- Led the country by rushing for 1,220 yards and 15 touchdowns on 137 carries as a senior, averaging nearly nine yards per carry
- Had 12 receptions for 251 yards and three scores
- Made 25 tackles to go with three interceptions while being named to the all-county team
- Named first-team all-state and first team All-Met at cornerback
- Named Columbia Flier/Howard County Times Offensive Player of the Year as a senior

KEVIN JOHNSON

- Two-year starter on both sides of the ball for Coach Brian Van Deusen
- Helped the Hawks to 2A state championships in 2007 and 2008
- Team moved to Class 3A in 2009 and lost in the state semifinal, snapping a 40-game winning streak
- Had three receptions for 85 yards and three touchdowns as a junior and also recorded 50 tackles, three interceptions and scored six touchdowns
- Was part of a River Hill defense that recorded 11 shutouts in 2007, five in 2008 and five more in 2009
- The Hawks were 47-3 during his four varsity seasons
- Played in the Crab Bowl that pits the top high school players in an all-star game between Maryland's and Washington D.C.'s top players



NICK MARTIN

CENTER | 6-4 | 300 | NOTRE DAME

Hometown: Indianapolis, Ind. | Rookie | Age: 23

Acquired: D2-'16 | 2016 GP/GS: 0/0 | Career GP/GS (Playoffs): 0/0 (0/0)

Teams: Houston 2016

66

TRANSACTIONS:

Selected by the Houston Texans with the 19th pick in the second round (50th overall) of the 2016 NFL Draft.

2016 (Houston 0/0):

- Placed on the Reserve/Injured List on Aug. 30

CAREER AT NOTRE DAME:

- Played four seasons (2012-15) at the University of Notre Dame in South Bend, Ind. after redshirting the 2011 season
- Saw action in 50 games and made 37 starts in his career with the Fighting Irish
- Started 26 consecutive games from 2014-15

HONORS:

- Rimington Trophy Watch List (2014-15)
- Lombardi Award Watch List (2014)
- Team Captain (2014-15)

2015 (Notre Dame):

- Started all 13 games for the Irish
- Helped establish a running game that rushed for 207.6 yards per game, the highest mark for Notre Dame since 1998

2014 (Notre Dame):

- Played in and started all 13 games
- Named a season-long captain at the end of fall camp
- Started at center in each of the first three games of the season (Rice, Michigan and Purdue), but moved to left guard before the 31-15 victory over Syracuse (Sept. 27)
- That marked first career start at any other position than center
- Remained the starting left guard over the last 10 games of the year

2013 (Notre Dame):

- Started each of the first 11 games at center
- Lost for the season against BYU (Nov. 23) due to a knee injury
- Played on same Irish offensive line with older brother, senior offensive tackle and captain Zack Martin
- Part of an offensive line that allowed just 8.0 sacks and ranked second in the Football Bowl Subdivision in fewest sacks allowed
- No team in the nation allowed fewer sacks and attempted more passes than Notre Dame (8.0 sacks on 429 pass attempts)

2012 (Notre Dame):

- Saw action in all 13 games
- Majority of action came on multiple Irish special teams units
- Joined brother, Zack, as one of four brothers on the Irish roster

2011 (Notre Dame):

- Did not see any action during the season

PERSONAL:

- First-team Indiana All-State pick on Associated Press Class 3A team as offensive lineman
- Named to Indiana Football Coaches Association Top 50 All-State team as one of 10 offensive linemen
- Named to 2010 Super Team by the Indianapolis Star
- Second-team offensive lineman on U.S. Air Force Medium Schools Prep All-America squad
- Helped fourth-ranked Bishop Chatard High School in Indianapolis to 2010 Indiana Class 3A state title with 28-14 win over South Bend St. Joseph's in state title contest that marked Chatard's record 10th state title
- Chatard ended season with 11-4 record and 10 straight wins after early three-game losing streak
- Helped team to No. 3 state ranking in IFCA final regular-season poll for 2010
- Starter on both offensive and defensive lines
- Rated second-best Class 3A defensive player in Indianapolis area in preseason listings by the Indianapolis Star
- Helped Chatard to 12-2 mark as a junior in 2009 before losing to Evansville Memorial in Indiana state playoff semi-state round
- Father, Keith, played football at Kentucky and was 1982 Academic All-Southeastern Confer-

CAREER STATISTICS

REGULAR SEASON GAMES PLAYED/STARTED (PLAYOFFS):

2016 Houston: 0/0 (0/0)

TOTAL: 0/0 (0/0)

ence pick as team's top defensive tackle while also earning NCAA Postgraduate Scholarship in 1983

- Played for coach Vincent Lorenzano at Bishop Chatard High School
- Son of Pam and Keith Martin
- Brother, Zack, had an All-Pro rookie season as the starting right guard for the Dallas Cowboys after being a first-round pick in the 2014 NFL Draft
- Graduated May 2015, with a degree in management consulting from the Mendoza College of Business



BRAXTON MILLER

WIDE RECEIVER | 6-1 | 205 | OHIO STATE

Hometown: Springfield, Ohio | Rookie | Age: 24

Acquired: D3-'16 | 2016 GP/GS: 10/6 | Career GP/GS (Playoffs): 10/6 (0/0)

Teams: Houston 2016

13

TRANSACTIONS:

Selected by the Houston Texans with the 22nd pick in the third round (85th overall) of the 2016 NFL Draft.

2016 (Houston 10/6):

- Caught one pass for six yards in his NFL debut vs. Chicago (9/11)
- Made one catch for three yards vs. Kansas City (9/18) in Week 2
- Inactive for Week 3 at New England (9/22) and Week 4 vs. Tennessee (10/2) with an injury
- Made his first career kickoff return for 15 yards and added a 12-yard reception at Minnesota (10/9) in Week 5
- Tallied two receptions for 13 yards and returned a kickoff 17 yards vs. Indianapolis (10/16) in Week 6
- Logged then-career highs with three receptions for 18 yards vs. Detroit (10/30) in Week 8
- Started his third game of the season and caught one pass for 10 yards at Jacksonville (11/13) in Week 10
- Set single-game career highs in receptions (5) and receiving yards (26) and caught his first career touchdown on a 12-yard pass from QB Brock Osweiler in the second quarter at Oakland (11/21) in Week 11
- Hauled in one pass for 12 yards and recorded one rush attempt for one yard vs. San Diego (11/27)
- Inactive for Week 14 at Indianapolis (12/11) with an injury
- Placed on the Reserve/Injured List on Dec. 13

CAREER AT OHIO STATE:

- Played four seasons (2011-13; 15) at Ohio State University in Columbus, Ohio
- Redshirted the 2014 campaign
- After missing 20 months of activity while recovering from a shoulder injury and two surgeries, switched positions to receiver/H-Back and earned honorable mention All-Big Ten honors after catching 26 passes for 341 yards and three touchdowns plus rushing for 281 yards and another score
- A two-time winner of the Chicago Tribune's Silver Football Award as the best player in the Big Ten as quarterback
- Holds the school record with 88 touchdowns responsible for while also finishing among the school's greats with 8,609 yards of total offense (second at Ohio State), 3,314 rushing yards (No. 6) and 33 rushing touchdowns, 5,295 yards passing (No. 8) and 52 touchdowns (No. 4)
- Has the most individual awards in Big Ten history with seven, including two offensive player and quarterback of year awards plus a freshman of the year honor
- Graduated in December 2014 with his degree in communications

HONORS:

- CFP National Champion (2015)
- Sugar Bowl Champion (2015)
- Fiesta Bowl Champion (2016)
- Big Ten Champion (2014)
- Under Armour HS All-American (2011)
- Two-time Big Ten Freshman of the Week (2011)
- CFPA National Freshman Trophy (2011)
- Big Ten Pledge of the Year (2011)
- Two-time Chicago Tribune Silver Football Award (2012, 2013)
- Davey O'Brien Award Finalist (2012)
- Only player ever to be named two-time Big Ten Offensive Player of the Year (2012, 2013)
- Griese-Brees Quarterback of the Year (2012, 2013)
- Two-time All-Big Ten First Team (2012, 2013)
- Heisman Trophy Candidate (5th - 2012, 9th - 2013)

2015 (Ohio State):

- Honorable mention All-Big Ten at the H-B position

2016 OFFENSIVE STATISTICS

REGULAR SEASON				RECEIVING						RUSHING					
Date	Opp	GP	GS	Rec	Yds	Avg	Lg	TD		Att	Yds	Avg	Lg	TD	
9/11	CHI	1	1	1	6	6.0	6	0		0	0	0.0	0	0	
9/18	KC	1	1	1	3	3.0	3	0		1	-2	-2.0	-2	0	
9/22	at NE														
10/2	TEN														
10/9	at MIN	1	0	1	12	12.0	12	0		0	0	0.0	0	0	
10/16	IND	1	0	2	13	6.5	10	0		0	0	0.0	0	0	
10/24	at DEN	1	0	0	0	0.0	0	0		0	0	0.0	0	0	
10/30	DET	1	0	3	18	6.0	12	0		0	0	0.0	0	0	
11/13	at JAX	1	1	1	10	10.0	10	0		0	0	0.0	0	0	
11/21	at OAK	1	1	5	25	5.0	12t	1		1	1	1.0	1	0	
11/27	SD	1	1	1	12	12.0	12	0		1	1	1.0	1	0	
12/4	at GB	1	1	0	0	0.0	0	0		0	0	0.0	0	0	
12/11	at IND														
12/18	JAX														
12/24	CIN														
1/1/17	at TEN														
Totals		10	6	15	99	6.6	12t	1		3	0	0.0	1	0	

2016 RETURN STATISTICS

REGULAR SEASON				KICKOFFS						PUNTS					
Date	Opp	GP	KR	Yds	Avg	Lg	TD			PR	Yds	Avg	Lg	TD	FC
9/11	CHI	1	0	0	0.0	0	0			0	0	0.0	0	0	0
9/18	KC	1	0	0	0.0	0	0			0	0	0.0	0	0	0
9/22	at NE														
10/2	TEN														
10/9	at MIN	1	1	15	15.0	15	0			0	0	0.0	0	0	0
10/16	IND	1	1	17	17.0	17	0			0	0	0.0	0	0	0
10/24	at DEN	1	1	9	9.0	9	0			0	0	0.0	0	0	0
10/30	DET	1	0	0	0.0	0	0			0	0	0.0	0	0	0
11/13	at JAX	1	0	0	0.0	0	0			0	0	0.0	0	0	0
11/21	at OAK	1	0	0	0.0	0	0			1	1	1.0	1	0	0
11/27	SD	1	0	0	0.0	0	0			0	0	0.0	0	0	0
12/4	at GB	1	0	0	0.0	0	0			0	0	0.0	0	0	0
12/11	at IND														
12/18	JAX														
12/24	CIN														
1/1/17	at TEN														
Totals		10	3	41	13.7	17	0			1	1	1.0	1	0	0

- Caught 26 passes for 341 yards and three touchdowns
- Rushed 42 times for 281 yards and a score
- Saw his first action in nearly 20 months in the season-opening win at Virginia Tech, tallying 140 all-purpose yards and two touchdowns
- Named the Big Ten offensive player of the week after recording 62 rushing yards and 78 receiving yards, including a 54-yard catch-and-run for a touchdown down the sideline, followed up by a 53-yard touchdown run, both coming in the third quarter
- Became the first Buckeye in nine years to record a 50-yard touchdown run and 50-yard touchdown reception in the same game

2014 (Ohio State):

- Redshirted due to injury

2013 (Ohio State):

- Named the Chicago Tribune's Silver Football Most Valuable Player trophy as the Big Ten's MVP for the second consecutive year while becoming the first repeat winner of the award in 24 years
- Threw for 2,094 yards and 24 touchdowns and rushed for an additional 1,068 yards and 12 scores
- Repeated in 2013 as both the Big Ten's Quarterback of the Year and the Offensive Player of the Year
- Directed a record-breaking Ohio State offense to national rankings of fifth in rushing (308.6

BRAXTON MILLER

ypg), third in scoring (45.5), seventh in total offense (511.9 ypg) and 10th in pass efficiency (158.8 rating)

- Team broke then-school single season records for points scored (637), touchdowns (87) and touchdown passes (38), and it scored the third-most rushing touchdowns in school history (45)
- Led the Big Ten and was 13th nationally in passing efficiency (158.1) and he finished ninth in the 2013 Heisman Trophy voting
- Accounted for five touchdowns in the win over Michigan (three rushing and two touchdown passes) to tie a personal best
- Rushed for 100-or more yards five times
- Tied a career high with four touchdown passes in the win over Wisconsin to earn Big Ten player of the week honors
- Was 22 of 27 passing for 222 yards and two touchdowns, plus 102 rushing yards, in the win vs. Iowa
- Accounted for five touchdowns vs. Penn State and threw for a career-high 252 yards in less than three quarters and was named Big Ten player of the week

2012 (Ohio State):

- Led the Buckeyes to just the sixth unbeaten, untied season in school history (12-0) with a school-record 3,310 yards of total offense
- Fifth in the Heisman Trophy voting and a finalist for the Davey O'Brien National Quarterback Award

2011 (Ohio State):

- Took over the starting quarterback duties in the fourth game of the season against Colorado and quickly became the team's outstanding offensive player
- Threw for 1,159 yards and 13 touchdowns as a true freshman
- Led the team in rushing with 715 yards and seven touchdowns, statistics that enabled him to earn the Big Ten Conference's Thompson-Randle El Freshman of the Year award

PERSONAL:

- Highly-regarded quarterback who led Wayne High School in Huber Heights, Ohio to the 2010 Division I state title game
- Passed for 2,167 yards and 17 touchdowns, and rushed for 658 yards 17 more touchdowns as a senior for Coach Jay Minton
- Had a career record of 31-7 as a starting quarterback
- Ohio Mr. Football finalist and first team all-state
- Under Armour All-American game participant
- Basketball letterman
- The son of Kelly and Kevin Miller
- Youngest of three siblings (Brion and Bailey)
- Has a son, Landon
- Enrolled at Ohio State in January 2009



DEREK NEWTON

TACKLE | 6-6 | 315 | ARKANSAS STATE

Hometown: Utica, Miss. | 6th NFL Season | 6th with Texans | Age: 29

Acquired: D7a-'11 | 2016 GP/GS: 6/6 | Career GP/GS (Playoffs): 82/68 (5/3)

Teams: Houston 2011-16

72

TRANSACTIONS:

Selected by the Houston Texans with the 11th pick in the seventh round (214th overall) of the 2011 NFL Draft...Re-signed with Texans on March 9, 2015.

HONORS:

- Madden Most Valuable Protectors Award (Week 4, 2012; Week 13, 2012)
- Has blocked for three 1,000-yard performances

CAREER:

- Started 56 consecutive games from 2012-16, which was the fifth-longest active streak among NFL offensive tackles
- Has played left tackle, right tackle, left guard, and right guard in his career
- Owns four career playoff appearances at right tackle (two starts)
- Took over as the full-time starter at right tackle in 2012

2016 (Houston 6/6):

- Started the season opener at right tackle and helped pave the way for RB Lamar Miller's 106-yard rushing performance vs. Chicago (9/11)
- Started at right tackle vs. Kansas City (9/18) in Week 2, at New England (9/22) in Week 3 and vs. Tennessee (10/2) in Week 4
- Opened at right tackle at Minnesota (10/9) in Week 5 but played most of the second half at right guard
- Active but did not play in Week 6 vs. Indianapolis (10/16) with an injury, snapping a streak of 56 consecutive starts
- Returned to his starting right tackle post at Denver (10/24) in Week 7 but left in the second quarter with an injury and did not return
- Placed on the Reserve/Injured List on Oct. 26

2015 (Houston 16/16, 1/1):

- Started at right tackle vs. Kansas City (9/13)
- Started at left guard at Carolina (9/20)
- Started at right tackle in Weeks 3-5 and Weeks 10-17
- Started at right guard in Weeks 6-7
- Played right and left tackle in Week 8
- Recovered a fumble in Week 14 vs. New England (12/13) and Week 15 at Indianapolis (12/20)
- Started at right tackle in Wild Card Game vs. Kansas City (1/9/16)

2014 (Houston 16/16):

- Started all 16 games at right tackle for the second time in his career
- Started at right tackle and moved inside to right guard vs. Baltimore (12/21) in Week 16 after Brandon Brooks left with an injury

2013 (Houston 16/16):

- Spent the offseason rehabilitating from patellar tendon surgery
- Started all 16 games at right tackle for the first time in his career
- Blocked for an offense that produced 449 yards at San Diego (9/9)
- Helped pave the way for 172 yards on the ground vs. Tennessee (9/15)
- Blocked for an offense that produced 476 yards vs. Seattle (9/29)
- Blocked for an offense that produced a season-high 483 yards vs. Indianapolis (11/3)
- Helped pave the way for a ground game that produced a franchise-record four rushing touchdowns vs. New England (12/1)

2012 (Houston 14/14, 2/2):

- Made the first start of his NFL career at right tackle in the season opener vs. Miami (9/9)
- Part of an offensive line that cleared the way for the Texans to rush for 216 yards and three touchdowns while not allowing QB Matt Schaub to be sacked at Jacksonville (9/17)
- Helped provide protection for QB Matt Schaub, enabling him to tie a career-high with four touchdown passes at Denver (9/23)
- Helped RB Arian Foster rush for 152 yards and a touchdown at N.Y. Jets (10/8)
- Part of an offense that set a franchise record by scoring 43 points vs. Baltimore (10/21)
- Helped RB Arian Foster go over 100 yards for the fourth time in 2012 as he gained 111 yards on 24 carries and scored a touchdown vs. Buffalo (11/4)
- Part of an offense that set a franchise record with 653 yards of offense and tied the franchise scoring record with 43 points vs. Jacksonville (11/18) and put up another 501 yards at Detroit (11/22)
- Inactive at Tennessee (12/2) and at New England (12/10)

CAREER STATISTICS

REGULAR SEASON GAMES PLAYED/STARTED (PLAYOFFS):

2011 Houston: 14/0 (2/0)
 2012 Houston: 14/14 (2/2)
 2013 Houston: 16/16 (0/0)
 2014 Houston: 16/16 (0/0)
 2015 Houston: 16/16 (1/1)
 2016 Houston: 6/6
TOTAL: 82/68 (5/3)

ADDITIONAL STATISTICS

Misc Tackles (5): 2012 - 1, 2013 - 1, 2015 - 3 | **Fumble Recoveries (2):** 2015 - 2

- Paved the way for RB Arian Foster to rush for 140 yards while not allowing QB Matt Schaub to be sacked in the AFC Wild Card Playoff vs. Cincinnati (1/5/13)
- Paved the way for RB Arian Foster to rush for 90 yards in the AFC Divisional Playoff at New England (1/13/13)

2011 (Houston 14/0, 2/0):

- Played in 14 games, primarily on special teams, after being inactive for the first two games of the regular season
- Made his professional debut blocking for a K Neil Rackers field goal attempt in the first quarter at New Orleans (9/25)
- Made his postseason debut and saw action on special teams in AFC Wild Card Playoff vs. Cincinnati (1/7/12)

COLLEGE:

- Played two seasons (2009-10) at Arkansas State University in Jonesboro, Ark. after redshirting the 2008 campaign
- Transferred to ASU from Hinds Community College in Raymond, Miss., where he played the 2006 and 2007 seasons
- Earned first-team All-Sun Belt accolades after starting all 12 games at right tackle in 2010
- Garnered second-team All-SBC honors in 2009 and received the Gary Withrow Award, given to the Red Wolves' most outstanding offensive lineman
- Was the only lineman on the team to start every game in 2009 and helped lead the Red Wolves to 21 rushing touchdowns
- Paved the way for three different ASU players rushing for over 100 yards in at least one game
- Was part of ASU's line that helped the offense gain its most yards of total offense (484) against an FBS opponent since the 2007 season
- Redshirted in 2008
- First Team All-State selection at Hinds Community College
- Played in the Mississippi Junior College All-Star Game

PERSONAL:

- Helped lead Hinds Agricultural High School to a 10-0 regular-season record as a senior, earning All-Metro and All-District honors
- Named Most Improved Player as a senior

RESERVE/INJURED



GERALD RIVERS

OUTSIDE LINEBACKER | 6-2 | 250 | MISSISSIPPI

Hometown: Ellenwood, Ga. | 2nd NFL Season | 1st with Texans | Age: 26
 Acquired: FA-'15 | 2016 GP/GS: 0/0 | Career GP/GS (Playoffs): 2/0 (0/0)
 Teams: STL/JAX 2013; MIA/DEN 2014; NYG/STL 2015; HOU 2015-16

48

TRANSACTIONS:

Signed by the St. Louis Rams as a college free agent on May 9, 2013...Waived by the Rams on Dec. 14, 2013...Claimed off waivers by the Jacksonville Jaguars on Dec. 16, 2013...Waived by the Jaguars on Aug. 29, 2014...Signed to the Miami Dolphins practice squad on Sept. 2, 2014...Released from the Dolphins practice squad on Sept. 30, 2014...Signed to the Denver Broncos practice squad on Oct. 15, 2014...Released from the Broncos practice squad on Dec. 4, 2014...Signed to the Broncos practice squad on Dec. 10, 2014...Signed by the Broncos on Jan. 12, 2015...Waived by the Broncos on Sept. 5, 2015...Signed to the N.Y. Giants practice squad on Sept. 9, 2015...Released from the Giants practice squad on Sept. 15, 2015...Signed to the Rams practice squad on Oct. 28, 2015...Waived by the Rams on Nov. 17, 2015...Signed to the Houston Texans practice squad on Nov. 24, 2015...Signed by the Texans on Jan. 11, 2016.

2016 (Houston 0/0):

- Waived/injured on Aug. 30 and reverted to the Reserve/Injured List on Aug. 31

2015 (N.Y. Giants 0/0; St. Louis 0/0; Houston 0/0):

- Completed training camp with the Denver Broncos before being waived on Sept. 5
- Spent Week 1 on the N.Y. Giants' practice squad
- Later spent Weeks 8-10 on the St. Louis Rams' practice squad and Weeks 12-17 on the Texans' practice squad

2014 (Miami 0/0; Denver 0/0):

- Completed training camp with the Jacksonville Jaguars before being waived on Aug. 29
- Spent time on the Miami Dolphins' and Denver Broncos' practice squads

2013 (St. Louis 2/0):

- Spent first 15 weeks with St. Louis after earning a roster spot as a rookie free agent
- Made his NFL debut and had one solo tackle vs. San Francisco (9/26)
- Saw action on vs. Jacksonville (10/26)
- Claimed off waivers by the Jaguars (12/16)
- Was inactive on vs. Tennessee (12/22) and at Indianapolis (12/29)

COLLEGE:

- Played four seasons (2009-12) at the University of Mississippi in Oxford, Miss. after redshirting the 2008 campaign
- Three-year letterwinner for the Rebels, playing in 27 career games and making 10 starts
- As a junior, played in all 12 games with five starts and totaled 13 tackles
- As a sophomore, played in 10 games with five starts and tied for the team lead with 2.5 sacks and added 14 tackles
- As a freshman in 2009, saw action in five games and totaled four tackles
- Redshirted during the 2008 season
- Majored in psychology

PERSONAL:

- Attended Cedar Grove High School in Ellenwood, Ga., where he totaled 81 tackles, nine sacks and two forced fumbles as a senior
- Son of Terri Cumberlander and Gregory Rivers
- Born June 22, 1990
- Full name is Gerald Emery Rivers
- Twitter handle is @InA_Flash

2016 STATISTICS

REGULAR SEASON				TACKLES					SACKS		INTERCEPTIONS					FUMBLES			
Date	Opp	GP	GS	Tot	Solo	Asst	QBH	TFL	Sk	Yds	Int	Yds	Lg	TD	PD	FF	FR	Yds	TD
9/11	CHI																		
9/18	KC																		
9/22	at NE																		
10/2	TEN																		
10/9	at MIN																		
10/16	IND																		
10/24	at DEN																		
10/30	DET																		
11/13	at JAX																		
11/21	at OAK																		
11/27	SD																		
12/4	at GB																		
12/11	at IND																		
12/18	JAX																		
12/24	CIN																		
1/1/17	at TEN																		
Totals		0	0	0	0	0	0	0	0.0	0.0	0	0	0	0	0	0	0	0	0

CAREER STATISTICS

REGULAR SEASON				TACKLES					SACKS		INTERCEPTIONS					FUMBLES			
Year	Team	GP	GS	Tot	Solo	Asst	QBH	TFL	Sk	Yds	Int	Yds	Lg	TD	PD	FF	FR	Yds	TD
2013	STL	2	0	1	1	0	0	0	0.0	0.0	0	0	0	0	0	0	0	0	0
Totals		2	0	1	1	0	0	0	0.0	0.0	0	0	0	0	0	0	0	0	0

RESERVE/INJURED



DEVON STILL

DEFENSIVE END | 6-5 | 305 | PENN STATE

Hometown: Camden, N.J. | 4th NFL Season | 1st with Texans | Age: 27
Acquired: FA-'16 | 2016 GP/GS: 3/0 | Career GP/GS (Playoffs): 33/0 (0/0)
Teams: Cincinnati 2012-14; Houston 2016

91

TRANSACTIONS:

Selected by the Cincinnati Bengals with the 21st pick in the second round (53rd overall) of the 2012 NFL Draft...Waived by the Bengals on Aug. 30, 2014...Signed to the Bengals practice squad on Aug. 31, 2014...Signed to the Bengals active roster on Sept. 10, 2014...Re-signed with the Bengals on March 19, 2015...Waived by the Bengals on Sept. 5, 2015...Signed by the Houston Texans on Jan. 1, 2016.

2016 (Houston 3/0):

- Played in his first NFL game since 2014 in the season opener vs. Chicago (9/11)
- Inactive for Week 3 at New England (9/22)
- Saw his most significant playing time as a Texan and contributed with the first three tackles (two solo) of his season vs. Tennessee (10/2) in Week 4
- Placed on the Reserve/Injured List on Oct. 5

2015 (0/0):

- Waived by Cincinnati on Sept. 5
- Signed by Houston to a reserve/future contract on Jan. 1, 2016

2014 (Cincinnati 12/0):

- Waived in final preseason roster cuts, he opened regular season on practice squad but was signed to roster prior to Week 2
- Played in line rotation in Weeks 2-10 and 12-15, with 19 tackles
- Inactive for three regular season games and the AFC Wild Card game
- Two tackles vs. Tennessee (9/21) and at New England (10/5)
- Three tackles vs. Baltimore (10/26) and vs. Cleveland (11/6)
- Stopped RB Alfred Blue for a one-yard gain on second-and-goal play from Cincinnati 8-yard line in third quarter, helping lead to Texans settling for a field goal and 16-13 deficit at Houston (11/28)
- Named the Bengals recipient of their 2014 Ed Block Courage Award, which goes annually to a player "demonstrating commitment to the values of sportsmanship and courage" after his four-year old daughter, Leah, was diagnosed with Stage 4 pediatric cancer prior to the 2014 season

2013 (Cincinnati 10/0):

- Played in Weeks 1-7 and 13-15 in defensive line rotation, with eight tackles, three passes defended and two quarterback pressures
- Inactive for Weeks 8-11 due to elbow injury suffered at Detroit (10/20), and inactive due to back strain for Weeks 16-17
- Placed on Reserve/Injured list on Dec. 30 prior to AFC Wild Card Playoff game
- One tackle and one quarterback pressure vs. Green Bay (9/22)
- Two tackles before leaving game due to elbow injury at Detroit (10/20)
- Returned to action and logged one pass defended at San Diego (12/1)
- Individual season-high three tackles at Pittsburgh (12/15)

2012 (Cincinnati 8/0):

- Played in eight games, totaling 20 tackles with a half sack and forced fumble
- Inactive for Games 10-17 and for the AFC Wild Card Playoff game
- Two tackles in NFL debut at Baltimore (9/10)
- Three tackles vs. Miami (10/7)
- Two tackles vs. Pittsburgh (10/21), and had shared sack and forced fumble against Steelers QB Ben Roethlisberger in second quarter, with Bengals recovering at Steelers' 8-yard line to set up touchdown on next play
- Personal season-best of seven tackles vs. Denver (11/4)

2016 STATISTICS

REGULAR SEASON				TACKLES					SACKS		INTERCEPTIONS					FUMBLES			
Date	Opp	GP	GS	Tot	Solo	Asst	QBH	TFL	Sk	Yds	Int	Yds	Lg	TD	PD	FF	FR	Yds	TD
9/11	CHI	1	0	0	0	0	0	0	0.0	0.0	0	0	0	0	0	0	0	0	0
9/18	KC	1	0	0	0	0	0	0	0.0	0.0	0	0	0	0	0	0	0	0	0
9/22	at NE			INACTIVE															
10/2	TEN	1	0	3	2	1	0	0	0.0	0.0	0	0	0	0	0	0	0	0	0
10/9	at MIN			INJURED RESERVE															
10/16	IND			INJURED RESERVE															
10/24	at DEN			INJURED RESERVE															
10/30	DET			INJURED RESERVE															
11/13	at JAX			INJURED RESERVE															
11/21	at OAK			INJURED RESERVE															
11/27	SD			INJURED RESERVE															
12/4	at GB			INJURED RESERVE															
12/11	at IND			INJURED RESERVE															
12/18	JAX			INJURED RESERVE															
12/24	CIN			INJURED RESERVE															
1/1/17	at TEN			INJURED RESERVE															
Totals		3	0	3	2	1	0	0	0.0	0.0	0	0	0	0	0	0	0	0	0

CAREER STATISTICS

REGULAR SEASON				TACKLES					SACKS		INTERCEPTIONS					FUMBLES			
Year	Team	GP	GS	Tot	Solo	Asst	QBH	TFL	Sk	Yds	Int	Yds	Lg	TD	PD	FF	FR	Yds	TD
2012	CIN	8	0	14	5	9	1	1	0.5	2.5	0	0	0	0	0	1	0	0	0
2013	CIN	10	0	7	3	4	0	0	0.0	0.0	0	0	0	0	3	0	0	0	0
2014	CIN	12	0	19	11	8	0	0	0.0	0.0	0	0	0	0	0	0	0	0	0
2015	----			NOT ON ROSTER															
2016	HOU	3	0	3	2	1	0	0	0.0	0.0	0	0	0	0	0	0	0	0	0
Totals		33	0	43	21	22	1	1	0.5	2.5	0	0	0	0	3	1	0	0	0

CAREER GAME HIGHS

Tackles: 5 vs. DEN 11/4/12 | QBH: 1 vs. CLE, 9/16/12 | TFL: 1 vs. PIT, 10/21/12 | Sacks: 0.5 vs. PIT, 10/21/12
PD: 1, 3x – last: vs. IND, 12/8/13 | FF: 1 vs. PIT, 10/21/12

COLLEGE:

- Played four seasons (2008-11) at Penn State University in University Park, Pa., preceded by redshirt year in 2007
- Rated an elite playmaker among interior defensive linemen, he was a first-team Associated Press All-American in 2011 and also was named Big Ten Defensive Player of the Year
- After senior season, was the only defensive player among the three finalists for the 2011 Outland Trophy, which is awarded annually to the nation's top offensive or interior defensive lineman (the award went to Alabama OT Barrett Jones)
- Had 8.5 sacks and 27 tackles for loss during his final two seasons
- Started career slowly due to two serious injuries (ACL tear in 2007 and ankle fracture in 2008), but broke out with fine junior season and topped it with much better senior year
- As a senior, became first Penn State player since DE Courtney Brown in 1999 to earn Big Ten Defensive Player of the Year honors from both coaches and media, leading Big Ten's top scoring defense (16.8)

PERSONAL:

- Born in Camden, N.J., but hometown is Wilmington, Del.
- Attended Howard High School of Technology in Wilmington, where he played on the offensive line as well as the defensive line as both a junior and senior, earning all-state honors at both positions
- Also a member of the prep basketball and track teams
- Graduated from Penn State in December 2011 with a degree in crime, law and justice
- Cousin of two NFL All-Pro defenders, DE Art Still (Kansas City) and LB Levon Kirkland (Pittsburgh)
- Has a wife, Asha, and daughter, Leah Sari
- Named the Bengals recipient of their 2014 Ed Block Courage Award, which goes annually to a player "demonstrating commitment to the values of sportsmanship and courage" after his four-year old daughter, Leah, was diagnosed with Stage 4 pediatric cancer prior to the 2014 season. He responded to the life-changing news with an ongoing effort to raise public awareness of the struggles faced by all families struck by pediatric cancer



JAELEN STRONG

WIDE RECEIVER | 6-2 | 205 | ARIZONA STATE

Hometown: Philadelphia, Pa. | 2nd NFL Season | 2nd with Texans | Age: 22
 Acquired: D3-'14 | 2016 GP/GS: 8/2 | Career GP/GS (Playoffs): 18/3 (1/1)
 Teams: Houston 2015-16

11

TRANSACTIONS:

Selected by the Houston Texans with the sixth pick in the third round (70th overall) of the 2015 NFL Draft.

2016 (Houston 8/2):

- Played 12 snaps on offense in the season opener vs. Chicago (9/11)
- Was targeted once but did not record any statistics vs. Kansas City (9/18) in Week 2
- Made his first start of the season and second of his career and caught one pass for 15 yards at New England (9/22)
- Finished second on the team with a season-high five receptions for 31 yards vs. Tennessee (10/2)
- Tied for the team lead and posted his second straight game with five receptions for a season-high 39 yards at Minnesota (10/9) in Week 5
- Started his second game of the season and hauled in a crucial 36-yard reception to set up K Nick Novak's game-winning field goal in overtime vs. Indianapolis (10/16) in Week 6
- Inactive for Weeks 10-13 with an injury
- Placed on the Reserve/Injured List on Dec. 10

2015 (Houston 10/1, 1/1):

- Did not play in Week 1 vs. Kansas City (9/13)
- Inactive Weeks 2-4
- Became the first player in Texans history to score two receiving touchdowns in his first career game (10/8)
- Became the second player in team history to score two receiving touchdowns in a game as a rookie (10/8)
- Became the first NFL player since Jaguars WR Allen Hurns in Week 1 of 2014 to catch two touchdowns on his first two receptions in his first career game (10/8)
- Caught a 42-yard touchdown pass from QB Brian Hoyer as time expired in the first half, which marked his first career reception, vs. Indianapolis (10/8)
- Scored on an 11-yard pass from Hoyer in the third quarter, giving him a total of two catches for 53 yards and two touchdowns in the game vs. Indianapolis (10/8)
- Inactive in Week 10 at Cincinnati (11/16) and Week 12 vs. New Orleans (11/29)
- Totaled two receptions for 23 yards and a touchdown at Indianapolis (12/20)
- Caught an 8-yard touchdown pass from QB Brandon Weeden in the fourth quarter at Indianapolis (12/20), his third receiving touchdown of the season, all coming against the Colts
- Passed WR DeAndre Hopkins (two in 2013) for the third-most receiving touchdowns by a rookie in team history

COLLEGE:

- Played two seasons (2013-14) at Arizona State University in Tempe, Ariz. after playing the 2012 season at Peirce College in Philadelphia
- Redshirted the 2011 campaign at Peirce
- Saw action in 26 career games in two seasons with the Sun Devils making 157 receptions for 2,287 receiving yards and 17 touchdowns
- His career receptions total ranks fifth all-time in school history
- Tallied four All-American Awards including *Sporting News* All-America (Second Team), *Sports Illustrated* All-America (Second Team), *CBSSports.com* All-America (Second Team) and *ESPN.com* All-America in 2014
- Named to the Phil Steele All-Pac-12 First Team and Phil Steele All-America Third Team and was a Biletnikoff Award Semifinalist in 2014
- Recorded 82 receptions, good for third in the Arizona State record books for a single-season effort and his 1,165 yards receiving placed him fifth for single-season yardage marks as a Sun Devil, while also recording 10 touchdowns in 2014
- Had nine 100-plus yard receiving games in his career, third-most in ASU history
- Had a breakout first year as a Sun Devil recording 75 receptions for a team-high 1,122 yards and seven touchdowns on his way to Second-Team All-Pac-12 Honors in 2013
- Phil Steele First Team All-Pac-12 member and won the John Jefferson Outstanding Receiver

2016 STATISTICS

REGULAR SEASON				RECEIVING					RUSHING				
Date	Opp	GP	GS	Rec	Yds	Avg	Lg	TD	Att	Yds	Avg	Lg	TD
9/11	CHI	1	0	0	0	0.0	0	0	0	0	0.0	0	0
9/18	KC	1	0	0	0	0.0	0	0	0	0	0.0	0	0
9/22	at NE	1	1	1	15	15.0	15	0	0	0	0.0	0	0
10/2	TEN	1	0	5	31	6.2	9	0	0	0	0.0	0	0
10/9	at MIN	1	0	5	39	7.8	16	0	0	0	0.0	0	0
10/16	IND	1	1	1	36	36.0	36	0	0	0	0.0	0	0
10/24	at DEN	1	0	2	10	5.0	8	0	0	0	0.0	0	0
10/30	DET	1	0	0	0	0.0	0	0	0	0	0.0	0	0
11/13	at JAX					INACTIVE							
11/21	at OAK					INACTIVE							
11/27	SD					INACTIVE							
12/4	at GB					INACTIVE							
12/11	at IND					INJURED RESERVE							
12/18	JAX					INJURED RESERVE							
12/24	CIN					INJURED RESERVE							
1/1/17	at TEN					INJURED RESERVE							
Totals		8	2	14	131	9.4	36	0	0	0	0.0	0	0

CAREER STATISTICS

REGULAR SEASON				RECEIVING					RUSHING				
Year	Team	GP	GS	Rec	Yds	Avg	Lg	TD	Att	Yds	Avg	Lg	TD
2015	HOU	10	1	14	161	11.5	42t	3	0	0	0.0	0	0
2016	HOU	8	2	14	131	9.4	36	0	0	0	0.0	0	0
Totals		18	3	28	292	10.4	42t	3	0	0	0.0	0	0

POSTSEASON				RECEIVING					RUSHING				
Year	Team	GP	GS	Rec	Yds	Avg	Lg	TD	Att	Yds	Avg	Lg	TD
2015	HOU	1	1	1	17	17.0	17	0	0	0	0.0	0	0
Totals		1	1	1	17	17.0	17	0	0	0	0.0	0	0

CAREER GAME HIGHS


Receptions: 6 vs. JAX, 1/3/16 | **Receiving Yards:** 56 vs. JAX, 1/3/16 | **Receiving Long:** 42t vs. IND, 10/8/15
Receiving TDs: 2 vs. IND, 10/8/15

Award winner in 2013

- Verbally committed to ASU on Christmas Day 2012
- One of the nation's most productive junior college wide receivers at Peirce College in 2012 where he caught 67 passes for 1,263 yards with 15 touchdowns in 10 games

PERSONAL:

- Graduated from West Philadelphia (Pa.) Catholic High School in 2011 and had scholarship offers from Eastern Michigan, Villanova and VMI before opting to attend Peirce College
- Had team highs of 17 receptions for 318 yards and four touchdowns as a senior
- Had a season-high 109 yards on three receptions with two touchdowns against Philadelphia (Pa.) Archbishop Ryan on Oct. 2, 2010
- Caught 24 passes for 385 yards with four touchdowns as a junior in 2009
- Posted season-bests of five receptions for 92 yards with a touchdown against Wyndmoor (Pa.) La Salle College High School on Sept. 18, 2009
- Coached by Brian Fluck at West Catholic



TONY WASHINGTON JR.

OUTSIDE LINEBACKER | 6-4 | 255 | OREGON

Hometown: West Los Angeles, Calif. | 1st NFL Season | 1st with Texans | Age: 24
 Acquired: CFA-'15 | 2016 GP/GS: 0/0 | Career GP/GS (Playoffs): 0/0 (0/0)
 Teams: Houston 2015-16

49

TRANSACTIONS:

Signed by the Houston Texans as a college free agent on May 8, 2015...Waived by the Texans on Sept. 11, 2015...Signed to the Texans practice squad on Dec. 8, 2015...Released from the Texans practice squad on Dec. 23, 2015...Signed by the Texans on Jan. 11, 2016.

2016 (Houston 0/0):

- Waived/injured on Sept. 3 and reverted to the Reserve/Injured List on Sept. 4

2015 (Houston 0/0):

- Signed by the Texans as a college free agent and spent Weeks 14 and 15 on the practice squad after being waived at the end of training camp

COLLEGE:

- Played four seasons (2011-14) at the University of Oregon in Eugene, Ore. after redshirting the 2010 campaign
- Ranked ninth on the team in tackles (60), second in tackles for loss (11.5), and second in quarterback sacks (6.0) in 2014
- 15-game starter and tied for third in the Pac-12 with three fumble recoveries and three forced fumbles in 2014
- Jarred the football loose from Florida State QB Jameis Winston and returned it for a 58-yard touchdown in the Rose Bowl in 2014
- Ducks' eighth-leading tackler and earned Pac-12 honorable mention all-conference acclaim after finishing 13th in the country (3rd in the league) with four forced fumbles in 2013
- The first-year starter opened all 13 games, finishing with 60 tackles and team highs in tackles for loss (12-50 yards) and quarterback sacks (7.5) in 2013
- Played in all 13 games and finished the year with 20 tackles (12 solo) in 2012
- Appeared in 10 games, totaling 18 tackles in 2011 while earning Pac-12 Academic All-Conference Honorable Mention
- Member of the scout team during his redshirt year in 2010

PERSONAL:

- Attended Los Osos High School in Rancho Cucamonga, Calif., where he played for Head Coach Tom Martinez
- San Bernardino Prep Sports All-Baseline Defensive MVP
- MaxPreps California Division 1 All-State second team defense
- All-Inland Valley first team defense
- All-CIF Southern Section Central Division
- Daily Bulletin All-Star Football first team defender
- Made 87 tackles his senior year, with a team-high 11.5 sacks and two fumble recoveries
- As a junior, recorded 45 tackles and 6.5 sacks
- Rated a three-star recruit by Scout.com, Rivals.com and ESPN.com
- Parents are Monique and the late Tony Washington, Sr.
- Has one brother and one sister

2016 STATISTICS

REGULAR SEASON				TACKLES					SACKS		INTERCEPTIONS					FUMBLES			
Date	Opp	GP	GS	Tot	Solo	Asst	QBH	TFL	Sk	Yds	Int	Yds	Lg	TD	PD	FF	FR	Yds	TD
9/11	CHI																		
9/18	KC																		
9/22	at NE																		
10/2	TEN																		
10/9	at MIN																		
10/16	IND																		
10/24	at DEN																		
10/30	DET																		
11/13	at JAX																		
11/21	at OAK																		
11/27	SD																		
12/4	at GB																		
12/11	at IND																		
12/18	JAX																		
12/24	CIN																		
1/1/17	at TEN																		
Totals		0	0	0	0	0	0	0	0.0	0.0	0	0	0	0	0	0	0	0	0

RESERVE/INJURED



J.J. WATT

DEFENSIVE END | 6-5 | 295 | WISCONSIN

Hometown: Pewaukee, Wisc. | 6th NFL Season | 6th with Texans | Age: 27

Acquired: D1-'11 | 2016 GP/GS: 3/3 | Career GP/GS (Playoffs): 83/83 (5/5)

Teams: Houston 2011-16

99

TRANSACTIONS:

Selected by the Houston Texans with the 11th pick in the first round (11th overall) of the 2011 NFL Draft...Signed a contract extension with the Texans on Sept. 2, 2014.

HONORS:

- Three-time Associated Press and PFWA NFL Defensive Player of the Year (2012, 2014, 2015)
- Four-time Associated Press First-Team All-Pro (2012-15)
- Four-time Pro Bowl selection (2012-15) and 2014 Pro Bowl Captain
- NFL 101 AFC Defensive Player of the Year (2012, 2014, 2015)
- Pro Football Weekly/PFWA Defensive Most Valuable Player (2012, 2014, 2015)
- Four-time PFW First-Team All-Pro (2012-15)
- Six-time AFC Defensive Player of the Week (Week 2, 2012; Week 15, 2012; Week 4, 2014; Week 11, 2014; Week 11, 2015; Week 17, 2015) - second-most all-time
- Five-time AFC Defensive Player of the Month (September, 2012; December, 2012; September, 2014; December, 2014; November, 2015)
- USA Football All-Fundamentals Team (2012)
- Houston Texans Rookie of the Year (2011)
- Pro Football Weekly/PFWA All-Rookie Team (2011)
- USA Today All-Joe Team (2011)
- Two-time NFL sack leader (2012, 2015)
- 2014 Bert Bell Award winner

CAREER:

- 2011 first-round draft choice who started the first 83 games in his career, which was tied for the longest active streak among NFL defensive ends
- Has recorded 76.0 sacks, 13 fumble recoveries, 15 forced fumbles and 45 passes defended in his career
- Passed Derrick Thomas (66.0) for the second-most career sacks in a player's first five seasons in NFL history
- In his 75th career game, became the second-fastest player in NFL history to reach 70.0 sacks (Reggie White, 57 games)
- Became the second-fastest player in NFL history to reach 75.0 career sacks, as he did so in his 82nd career game. Hall of Fame DE Reggie White accomplished the feat in his 65th career game
- Recorded his third career 15.0-sack season (2012, 2014, 2015), which is tied for the second-most in the NFL since 1982. Reggie White is the only other player to notch three 15.0-sack seasons in his first five years in the league
- Leads the NFL with 214 quarterback hits and 133 tackles for loss and ranks first in the NFL in sacks since entering the league in 2011
- Has 21 career games with 2.0-or-more sacks, the second-most of any player in his first five seasons in NFL history
- Has five games with 3.0-or-more sacks in his career
- Notched his fourth straight season with 10.0-or-more sacks in 2015, which is the longest active streak in the NFL
- The first Texan with four seasons (2012-15) of 10.0-or-more sacks in his career (no other player in franchise history has three)

2016 STATISTICS

REGULAR SEASON				TACKLES					SACKS		INTERCEPTIONS					FUMBLES			
Date	Opp	GP	GS	Tot	Solo	Asst	QBH	TFL	Sk	Yds	Int	Yds	Lg	TD	PD	FF	FR	Yds	TD
9/11	CHI	1	1	1	0	1	3	0	0.0	0.0	0	0	0	0	0	0	0	0	0
9/18	KC	1	1	5	1	4	2	1	1.5	5.0	0	0	0	0	0	0	1	0	0
9/22	at NE	1	1	2	0	2	0	0	0.0	0.0	0	0	0	0	0	0	0	0	0
10/2	TEN																		
10/9	at MIN																		
10/16	IND																		
10/24	at DEN																		
10/30	DET																		
11/13	at JAX																		
11/21	at OAK																		
11/27	SD																		
12/4	at GB																		
12/11	at IND																		
12/18	JAX																		
12/24	CIN																		
1/1/17	at TEN																		
Totals		3	3	8	1	7	5	1	1.5	5.0	0	0	0	0	0	0	1	0	0

CAREER STATISTICS

REGULAR SEASON				TACKLES					SACKS		INTERCEPTIONS					FUMBLES			
Year	Team	GP	GS	Tot	Solo	Asst	QBH	TFL	Sk	Yds	Int	Yds	Lg	TD	PD	FF	FR	Yds	TD
2011	HOU	16	16	56	49	7	19	13	5.5	47.5	0	0	0	0	4	0	2	2	0
2012	HOU	16	16	81	69	12	43	39	20.5	138.5	0	0	0	0	16	4	2	7	0
2013	HOU	16	16	80	65	15	46	22	10.5	70.5	0	0	0	0	7	4	2	0	0
2014	HOU	16	16	78	59	19	51	29	20.5	140.0	1	80	80t	1	10	4	5	59	1
2015	HOU	16	16	76	57	19	50	29	17.5	117.5	0	0	0	0	8	3	1	0	0
2016	HOU	3	3	8	1	7	5	1	1.5	5.0	0	0	0	0	0	0	1	0	0
Totals		83	83	379	300	79	214	133	76.0	519.0	1	80	80t	1	45	15	13	68	1

POSTSEASON				TACKLES					SACKS		INTERCEPTIONS					FUMBLES			
Year	Team	GP	GS	Tot	Solo	Asst	QBH	TFL	Sk	Yds	Int	Yds	Lg	TD	PD	FF	FR	Yds	TD
2011	HOU	2	2	14	11	3	4	4	3.5	29.0	1	29	29t	1	1	0	0	0	0
2012	HOU	2	2	9	6	3	3	3	1.5	13.5	0	0	0	0	2	0	0	0	0
2015	HOU	1	1	1	0	1	0	0	0.0	0.0	0	0	0	0	0	0	0	0	0
Totals		5	5	24	17	7	7	7	5.0	42.5	1	29	29t	1	3	0	0	0	0

ADDITIONAL REGULAR SEASON STATISTICS

Blocked Kicks (4): 22-yard FG attempt by Dan Carpenter vs. Miami, 9/18/11; 42-yard attempt by Adam Vinatieri vs. Indianapolis, 11/3/13; 49-yard attempt by Josh Scobee vs. Jacksonville, 11/24/13; PAT attempt by Kai Forbath vs. Washington, 9/7/14

Receiving Touchdowns (3): 1-yard reception from Ryan Fitzpatrick at Oakland, 9/14/14; 2-yard reception from Ryan Mallett at Cleveland, 11/16/14; 1-yard reception from Ryan Fitzpatrick vs. Tennessee, 11/30/14

ADDITIONAL POSTSEASON STATISTICS

Touchdowns: Intercepted a pass in the second quarter and returned it 29 yards for a touchdown in 2011 Wild Card vs. Cincinnati (1/7/12)

Offensive Stats: Had one rushing attempt for a loss of one yard in AFC Wild Card game vs. Kansas City (1/9/16)

CAREER GAME HIGHS

Tackles: 10 vs. IND, 12/16/12 | **Sacks:** 3.0, 5x – last: vs. JAX, 1/3/16 | **TFL:** 6, 2x – last: vs. KC, 9/13/15 | **QBH:** 10 vs. TEN, 11/1/15 | **PD:** 3, 4x – last: vs. IND, 10/9/14 | **FF:** 2 at ARI, 11/10/13 | **FR:** 2 at ARI, 11/10/13 | **Blocked FG:** 1, 4x – last: vs. WAS, 9/7/14

- The second Texan with 50 sacks in a career (Mario Williams, 53)
- Ranks first in franchise history with 76.0 sacks
- Owns the three highest single-season sack totals in team history (2012, 2014, 2015)
- Posted 50-or-more quarterback hits in two straight seasons (2014-15)
- Has blocked four kicks in his career, including a franchise-record two in 2013
- One of two players to record 10 sacks and 10 passes defended in two different seasons since 1991 (Jason Taylor)
- Posted his fourth straight season (2012-15) with 40-or-more quarterback hits and reached 200 career quarterback hits. His last four seasons are currently the top four single-season quarterback hit totals since 2006
- His 36.5 sacks through his first three seasons were the seventh-most in NFL history for a

J.J. WATT

player through their first three seasons

- Became first player in NFL history with 14 passes defended and 14 sacks in the same season in 2012
- His 36.5 combined sacks and passes defended in 2012 were the most by a player since 1991, when passes defended became an official statistic
- Emerged on the national scene in the playoffs following the 2011 season with 3.5 sacks and an interception return for a touchdown in the postseason

2016 (Houston 3/3):

- Spent the entire preseason on the Active/Physically Unable to Perform List
- Moved from the Active/Physically Unable to Perform List to the active roster on Sept. 3
- Tied for the team lead with three quarterback hits in the season opener vs. Chicago (9/11)
- Finished with five tackles, 1.5 sacks, two quarterback hits, one tackle for loss and one fumble recovery vs. Kansas City (9/18)
- Recorded a sack in his third straight regular season game against Kansas City, dating back to Oct. 20, 2013, when he brought down Chiefs QB Alex Smith for a 4-yard loss (9/18)
- Registered two tackles at New England (9/22) in Week 3
- Placed on the Reserve/Injured List on Sept. 28, breaking a streak of 83 consecutive starts since entering the NFL

2015 (Houston 16/16, 1/1):

- Finished with nine tackles (all solo), including six for a loss and 2.0 sacks vs. Kansas City (9/13)
- His six tackles for loss tied a single-game career-high (vs. Indianapolis, 12/16/12)
- His 2.0 sacks tied for the most in a season opener in franchise history (Mario Williams, three times, last vs. Indianapolis, 9/11/11)
- Registered his 58th career sack in the second quarter when he brought down Chiefs QB Alex Smith for a 9-yard loss
- Made his 59th career sack in the third quarter, bringing down Smith for a 1-yard loss
- Became the eighth player in team history to record 300 career tackles (304)
- Posted a sack in the fourth straight home opener (2012-15) of his career
- Recorded a sack in his sixth straight game dating back to 2014, which surpassed his previous career long of five games (Weeks 6-11, 2014)
- Notched his second straight multiple-sack game dating back to 2014, which is the second-longest streak of his career (three games, Weeks 13-15, 2014)
- Recorded his 60th career sack in his 66th career game, which is the second-fastest in NFL history behind only Reggie White who accomplished the feat in his 47th game (9/20)
- Had a streak of seven consecutive games with a sack (9/20)
- Contributed with five tackles (four solo), 1.0 sack, one tackle for loss, two passes defended and two quarterback hits at Carolina (9/20)
- Tied for second on the team with five tackles (two solo). Also added one tackle for loss and a team-leading three quarterback hits vs. Tampa Bay (9/27). It marked his eighth consecutive game with multiple quarterback hits
- Registered a pass defended and sack on back-to-back plays in the second quarter. Tallied two passes defended in the first half at Atlanta (10/4)
- Finished the game with four tackles (three solo), three tackles for loss, two passes defended and a sack at Atlanta (10/4)
- Contributed with two tackles and a quarterback hit vs. Indianapolis (10/8)
- Tallied his fifth pass defended of the season and 42nd of his career in the third quarter at Jacksonville (10/18)
- Added two solo tackles and one quarterback hit in the game at Jacksonville (10/18)
- Finished second on the team with seven tackles (six solo) and recorded 2.0 sacks, four quarterback hits and three tackles for loss at Miami (10/25)
- Set a single-game career high with 10 quarterback hits vs. Tennessee (11/1)
- Finished the game with five tackles (three solo), 10 quarterback hits, 2.5 sacks, one tackle for loss and one forced fumble vs. Tennessee (11/1)
- Through eight games in 2015, had more tackles (40), sacks (8.5), quarterback hits (25) and tackles for loss (15) than he did through as many games in 2014, when he was named Associated Press Defensive Player of the Year
- Picked up his first sack of the game when he took down Titans QB Zach Mettenberger for an 8-yard loss on the final play of the third quarter vs. Tennessee (11/1)
- Recorded his first strip-sack of the season when he brought down Titans QB Zach Mettenberger for a 4-yard loss in the fourth quarter and DE Jared Crick recovered the fumble on the Titans' 10-yard line (11/1)
- Split a 9-yard sack of Mettenberger in the fourth quarter (11/1) with OLB Whitney Mercilus, bringing his game total to 2.5
- Passed Derrick Thomas (66.0) for the second-most career sacks in a player's first five seasons in NFL history
- Finished with two solo tackles, two quarterback hits and 1.0 sack for a loss of eight yards vs. Cincinnati (11/16)
- Led the team with eight solo tackles, including five for loss, 2.0 sacks and five quarterback hits vs. N.Y. Jets (11/22)
- Notched his fourth straight season with 10.0-or-more sacks, which is the longest active streak in the NFL
- His tackles for loss total (11/22) was his highest since Week 1 against Kansas City (6)
- Finished the game with five tackles (three solo), 2.0 sacks and eight quarterback hits vs.

New Orleans (11/29)

- In his 75th career game, became the second-fastest player in NFL history to reach 70.0 sacks (Reggie White, 57 games)
- Posted his fourth straight season with 40-or-more quarterback hits and reached 200 career quarterback hits
- Recorded his fifth straight game with a sack, tied for the third-longest streak in Texans history and tied for the longest active streak in the NFL. It also marked Watt's fifth career five-or-more-game sack streak
- Named AFC Defensive Player of the Month for November (fifth time in his career)
- Totaled four tackles (two solo), including one for loss, at Buffalo (12/6)
- Registered three tackles (two solo), including one for loss, vs. New England (12/13)
- Recorded a tackle for loss in the third quarter vs. New England (12/13), his 25th of the season and 128th of his career
- Registered four tackles (two solo) and one quarterback hit at Indianapolis (12/20)
- Recorded two solo tackles, 1.0 sack, one tackle for loss, two quarterback hits, one forced fumble and one pass defended at Tennessee (12/27)
- Registered a sack-forced fumble on Titans QB Zach Mettenberger in the fourth quarter at Tennessee (12/27)
- Has recorded 15.5 career sacks in 10 games against Tennessee, which is his highest total against any team. He has notched 2.0-or-more sacks in three of the last four games against the Titans and in six overall in the series
- Led the team with eight tackles (five solo), to go along with a single-game season-high 3.0 sacks, three tackles for loss, four quarterback hits, two passes defended, one forced fumble and one fumble recovery vs. Jacksonville (1/3/16)
- Finished the year with 76 tackles (57 solo), 17.5 sacks, 29 tackles for loss, 50 quarterback hits, eight passes defended, three forced fumbles and one fumble recovery
- His sack total ranks as the third-highest single-season mark in franchise history behind his 20.5 sacks in 2012 and 2014
- Recorded his third career 15.0-sack season, which is tied for the second-most in the NFL since 1982. Reggie White is the only other player to notch three 15.0-sack seasons in his first five years in the league
- Posted 50-or-more quarterback hits for the second straight season (51 in 2014)
- Brought down Jaguars QB Blake Bortles for an 8-yard loss on Jacksonville's first offensive possession of the game (1/3/16)
- Sacked Jaguars QB Blake Bortles for a 9-yard loss in the third quarter, his second sack of the day vs. Jacksonville (1/3/16)
- Recorded a sack-forced fumble on Jaguars QB Blake Bortles in the fourth quarter vs. Jacksonville (1/3/16), his second strip-sack of the season
- Deflected two passes vs. Jacksonville (1/3), giving him eight for the season and 45 for his career
- Recovered a fumble by Jaguars RB Denard Robinson in the second quarter vs. Jacksonville (1/3/16), his first fumble recovery of the season and 12th of his career. ILB Brian Cushing forced the fumble on the play
- Named AFC Defensive Player of the Week in Week 17
- Extended his streak of consecutive games started to 80, which ranks third among active NFL defensive ends
- Finished with one tackle in Wild Card Game vs. Kansas City (1/9/16) and passed DB Daniele Manning (23) for the second-most career tackles in Texans postseason history

2014 (Houston 16/16):

- Started and played in every game for the fourth consecutive season. Totaled 78 tackles, 20.5 sacks, 29 tackles for loss, 50 quarterback hits, five fumble recoveries and four forced fumbles
- Tied his career high with 20.5 sacks and became the first player in NFL history with 20 or more sacks in two different seasons (2012 and 2014)
- Named the AFC Defensive Player of the Month twice (September and December)
- Recorded five total touchdowns (three receiving, one interception return and one fumble return) and a safety to finish with 32 points scored
- Recorded a sack, 3.0 tackles, five quarterback hits, 2.0 tackles for loss and recovered a fumble vs. Washington (9/7)
- Became the first defensive player in franchise history to score from scrimmage on a 1-yard touchdown reception at Oakland (9/14)
- Tallied seven tackles (five solo), two tackles for loss, a sack, one pass defended and a quarterback hit against N.Y. Giants (9/21) in Week 3
- Notched his first career regular season interception and returned it 80 yards for a touchdown, which is tied for the sixth longest return in NFL history for a defensive lineman, in Week 4 vs. Buffalo (9/28). Also had a career-high nine quarterback hits, five tackles and a pass defended
- Made four solo tackles at Dallas (10/5) in Week 5
- Scored his third touchdown of the season on a 45-yard fumble return in the fourth quarter vs. Indianapolis (10/9) in Week 6. Now has the most touchdowns by a defensive lineman in a single season since William "Refrigerator" Perry had three in 1985. Finished the game with seven tackles, 2.0 sacks, three tackles for loss, four quarterback hits and three passes defended. Set a franchise record for sacks through the first four seasons of a career with 40.5
- Became the franchise all-time leader in fumble recoveries when he recovered his ninth career fumble in the first quarter on Whitney Mercilus' sack-fumble of Ben Roethlisberger at Pittsburgh (10/20) in Week 7. Recorded his fifth sack of the season, dropping Roethlisberger

J.J. WATT

for a 9-yard loss in the second quarter. Finished the game with three tackles, a tackle for loss and two quarterback hits to go along with his sack and fumble recovery

- Had the 12th multi-sack game of his career and second this season with 2.0 sacks at Tennessee (10/26) in Week 8. Also recorded his first forced fumble of the season on the third play of the second half, dropping Titans QB Zach Mettenberger for an 8-yard loss. Also had three tackles, two tackles for loss, two quarterback hits and a pass defended
- Recorded 1.5 sacks and tied a season high with seven tackles vs. Philadelphia (11/2) in Week 9. Also had five quarterback hits, including one that led to CB A.J. Bouye's 51-yard interception return for touchdown. Has at least one sack in four straight games
- Caught his second touchdown pass of the season on a 2-yard pass from QB Ryan Mallett in the first quarter at Cleveland (11/16). It was Watt's fourth overall touchdown of the season. He became the first defensive lineman since 1948 to have four touchdowns in a season. N.Y. Giants DE Ray Poole and Los Angeles Rams DE Jack Zilly both had four overall touchdowns in 1948. Became the first player since Chicago Bears DB J.C. Caroline in 1956 to score multiple touchdowns on offense and defense in the same season. Finished the game with five tackles, a season-high three tackles for loss, a sack, a forced fumble and a fumble recovery. Named AFC Defensive Player of the Week for his performance
- Had a season-high-tying seven tackles, a tackle for loss, a quarterback hit and a pass defended vs. Cincinnati (11/23) in Week 12
- Recorded two sacks, one tackle for loss, a forced fumble, fumble recovery, six quarterback hits and caught a 1-yard touchdown pass in the fourth quarter vs. Tennessee (11/30) in Week 13. Became the first defensive lineman since Chicago Bears DE Connie Mack Berry in 1944 to have at least five touchdowns in a season. Sacked Titans QB Jake Locker, forced a fumble and returned the ball 11 yards in the fourth quarter. Set a franchise record with his fifth fumble recovery of the season. Tied DE Mario Williams' (2006-11) franchise record of 11 forced fumbles and has three on the year. Has 11.5 sacks this season and is the first Texan with three seasons of 10 or more sacks in his career
- Sacked Jaguars QB Blake Bortles three times for 17 yards in Week 14 (12/7). It was his third career 3.0-sack game (at Detroit, 11/22/12 and vs. Indianapolis, 12/16/12 were the others). Posted a season-high four tackles for loss and had five quarterback hits, giving him three consecutive seasons with 40-or-more quarterback
- Had two sacks at Indianapolis (12/14) in Week 15 to tie DE Mario Williams (2006-11) for the most sacks in franchise history (53.0). Also had six tackles, two tackles for loss, two quarterback hits and a pass defended. Joined DE Jason Taylor as the only player to record 10.0 sacks and 10 passes defended in two different seasons since 1991
- Became Texans all-time sack leader with 54.0 sacks in Week 16 vs. Baltimore (12/21) when he sacked Ravens QB Joe Flacco on fourth-and-10 in the fourth quarter. Also tackled Flacco for loss on a two-point conversion in the fourth quarter. Added a team-high and season-high eight tackles, four quarterback hits and three tackles for loss
- Became the first player in NFL history to record two seasons with more than 20 sacks (20.5 in 2012 and again in 2014), as he finished with 3.0 sacks, four tackles for loss, three quarterback hits, a forced fumble, safety and team-high six tackles vs. Jacksonville (12/28) in Week 17. Had 2.0-or-more sacks in all six division games this season and six sacks in two games against Jacksonville

2013 (Houston 16/16):

- Started in all 16 games and led the NFL in quarterback hits (46) and was second in tackles for loss (22) while setting a career high with 117 tackles (71 solo) to go along with a team-best 10.5 sacks, seven passes defended, four forced fumbles, two fumble recoveries and two blocked kicks
- Recorded eight tackles (seven solo), two sacks and two passes defended vs. Tennessee (9/15)
- Tied for a team high with 10 tackles (seven solo) and a sack at Baltimore (9/22)
- Recorded 12 tackles (seven solo) and 0.5 sacks vs. Seattle (9/29)
- Recorded nine tackles (five solo), 1.0 sack and a forced fumble at Kansas City (10/20)
- Recorded eight tackles (four solo), 1.0 sack, one pass defended and blocked a field goal attempt vs. Indianapolis (11/3)
- Notched seven tackles (five solo), one sack and set career highs with two forced fumbles and two fumble recoveries at Arizona (11/10)
- Tallied 2.0 sacks along with 13 tackles (eight solo) vs. Oakland (11/17). His 2.0 sacks marked the ninth time in his career that he has recorded at least two in a game
- Added another sack vs. Jacksonville (11/24), his fifth consecutive game with at least 1.0 sack (second-longest streak in his career). Blocked a field goal, setting a franchise record with two blocked in a season
- Totaled nine solo tackles, 1.0 sack, a season-high five tackles for loss, a pass defended and forced a fumble at Tennessee (12/29)

2012 (Houston 16/16, 2/2):

- Named the AP Defensive Player of the Year after he led the NFL with a franchise single-season record 20.5 sacks on the season, the 9th player in NFL history with 20-plus sacks
- Set a league season record for defensive linemen with 16 passes defended
- Earned AP First-Team All-Pro honors and was selected as Pro Bowl starter for the AFC after leading the Texans with 107 tackles (85 solo), 16 passes defended, four forced fumbles and two recoveries
- Contributed to 95 plays that either resulted in no gain or negative yardage

- Had six tackles (four solo), 1.5 sacks, and three passes defended, two of which were intercepted by his teammates in the season opener vs. Miami (9/9)
- Set a career high with nine tackles (six solo) to go along with 1.5 sacks, two passes defended and a fumble recovery at Jacksonville (9/16), earning AFC Defensive Player of the Week Honors
- Led the defense with 10 tackles while sacking Broncos QB Peyton Manning 2.5 times at Denver (9/23)
- Recorded seven tackles (five solo) including 2.0 sacks and recovered a fumble at Tennessee (9/30)
- Extended his sack streak to five games with one of Jets QB Mark Sanchez to go along with a team-high nine tackles (six solo) and three passes defended at N.Y. Jets (10/8)
- Made seven tackles (six solo) including 2.0 sacks of Aaron Rodgers vs. Green Bay (10/14)
- Tipped a pass vs. Baltimore (10/21) that was intercepted for the fourth time, getting a hand on a Ravens QB Joe Flacco pass that was returned for a touchdown by CB Johnathan Joseph
- Sacked Bills QB Ryan Fitzpatrick for a 6-yard loss vs. Buffalo (11/4) to become the third Texans player to record 10.0-or-more sacks in a season
- Registered 10 tackles (nine solo), 1.0 sack for a loss of six yards and one pass defended vs. Jacksonville (11/18)
- Broke the franchise's single-season sack record with 3.0 sacks at Detroit (11/22) and also recorded six tackles and two passes defended
- Joined Hall of Fame DE Reggie White as the only players in NFL history to record 15.0-or-more sacks and 13 passes defended in a season when he sacked Titans QB Jake Locker for a 6-yard loss in the second quarter at Tennessee (12/2)
- Recorded four tackles (three solo) and a forced fumble at New England (12/10)
- Sacked Colts QB Andrew Luck 3.0 times for a total loss of 22 yards, tallied 13 tackles and forced a fumble for the third consecutive game vs. Indianapolis (12/16).
- Became the ninth player in NFL history to record 20 or more sacks in a season when he sacked Vikings QB Christian Ponder for a loss of three yards in the third quarter vs. Minnesota (12/23). He also forced a fumble in his fourth consecutive game. It was his fourth of the season, tying a franchise single-season record
- Registered four solo tackles, all of which were for a loss, one quarterback hit on an incomplete pass, and batted down his 16th pass of the season at Indianapolis (12/30)
- Led the team with five tackles and recorded two tackles for loss and two passes defended in AFC Wild Card Playoff vs. Cincinnati (1/5/13)
- Sacked Bengals QB Andy Dalton for a 9-yard loss in the first quarter in AFC Wild Card Playoff vs. Cincinnati (1/5/13), raising his career postseason sack total to 4.5
- Recorded a half sack and four tackles in AFC Divisional Playoff at New England (1/13/13), raising his career postseason sack total to 5.0

2011 (Houston 16/16, 2/2):

- Started all 16 games as a rookie, recording 59 tackles (52 solo), 5.5 sacks, four passes defended, two fumble recoveries and blocked a field goal to earn Houston Texans Rookie of the Year honors
- Recorded one fumble recovery, one quarterback pressure and five solo tackles in the season opener vs. Indianapolis (9/11)
- Blocked a field goal and recorded four tackles (three solo) at Miami (9/18)
- Recorded his first career sack to go along with four solo tackles at New Orleans (9/25)
- Recorded three solo tackles and recorded his second sack of the season when he brought down Titans QB Matt Hasselbeck for a loss of 12 yards at Tennessee (10/23)
- Was second on the team with five solo tackles vs. Jacksonville (10/30)
- Recovered a fumble and had three tackles (two solo) vs. Cleveland (11/6)
- Had three solo tackles and assisted on a sack with LB Connor Barwin in Tampa Bay (11/13)
- Sacked Jaguars QB Blaine Gabbert twice and had seven tackles at Jacksonville (11/27)
- Tied a season high with seven tackles (five solo) including one for a loss vs. Carolina (12/18)
- Recorded five solo tackles including a sack of Colts QB Dan Orlovsky for an 8-yard loss while also breaking up three passes at Indianapolis (12/22)
- Tied for the team lead with 3.5 sacks and ranked third on the team with 14 tackles in the postseason
- Intercepted a pass in the second quarter and returned it 29 yards for a touchdown to go along with a sack of Bengals QB Andy Dalton for a 7-yard loss in AFC Wild Card Playoff vs. Cincinnati (1/7/12)
- Recorded game-high 12 tackles (nine solo) and 2.5 sacks for a loss of 22 yards in AFC Divisional Playoff at Baltimore (1/15/12)

COLLEGE:

- Played two seasons (2009-10) at the University of Wisconsin – Madison (Wisc.)
- Redshirted the 2008 season at Wisconsin after transferring from Central Michigan University in Mount Pleasant, Mich., where he spent the 2007 campaign
- Started all 26 games he played in for the Badgers at strongside defensive end, recording 106 tackles (74 solo) with 11.5 sacks for minus 75 yards, 36.5 stops for losses of 144 yards and 28 quarterback pressures
- Recovered five fumbles (one with Central Michigan) and caused four others, blocked four kicks and deflected 13 passes in his college career
- All-American first-team selection by The NFL Draft Report, earning second-team honors from the Associated Press and Sports Illustrated and consensus All-Big Ten Conference first-team choice
- Recipient of the Lott IMPACT Trophy and was also named Lott IMPACT Player of the Week

J.J. WATT


for his performance vs. Ohio State

- Started all 13 games in 2010 at strongside defensive end, finishing second on the team with 62 tackles (42 solos) while leading the Badgers with 7.0 sacks for minus-56 yards, finishing third nationally with 21.0 stops for losses totaling 91 yards
- Blocked three kicks and deflected eight passes and intercepted another for a 15-yard return
- Sophomore All-American and second-team All-Big Ten Conference selection by The NFL Draft Report in 2009, earning All-Big Ten honorable mention from the league's coaches and media and also chosen Academic All-Big Ten
- Life sciences communication major, earning Academic All-Big Ten Conference honors

PERSONAL:

- Served as the Grand Marshal of the 2012 Houston Lifestock Show and Rodeo and Art Car Parades
- Founded and serves on the board of directors of the Justin J. Watt Foundation which provides support to after-school athletic programs in Wisconsin and Texas
- Attended Pewaukee (Wisc.) High School and earned All-Woodland Conference, All-Area and All-Parkland County honors as a senior while garnering All-State accolades
- Received Woodland Conference Player of the Year recognition in 2006

RESERVE/NON-FOOTBALL ILLNESS



DAVID QUESSENBERRY

GUARD | 6-5 | 306 | SAN JOSE STATE

Hometown: Encinitas, Calif. | 4th NFL Season | 4th with Texans | Age: 26

Acquired: D6a-'13 | 2016 GP/GS: 0/0 | Career GP/GS (Playoffs): 0/0 (0/0)

Teams: Houston 2013-16

77

TRANSACTIONS:

Selected by the Houston Texans with the eighth pick in the sixth round (176th overall) of the 2013 NFL Draft.

2016 (Houston 0/0):

- Placed on the Reserve/Non-Football Illness List on May 31

2015 (Houston 0/0):

- Placed on the Reserve/Non-Football Illness List on Sept. 1

2014 (Houston 0/0):

- Placed on the Reserve/Non-Football Illness List on Aug. 25

2013 (Houston 0/0):

- Inactive at San Diego (9/9)
- Placed on the Reserve/Injured List on Sept. 10 after suffering a foot injury

COLLEGE:

- Played four seasons (2009-12) at San Jose (Calif.) State University after redshirting the 2008 campaign
- Played in 49 games, starting the final 37 contests he appeared in at left tackle
- In 2013, he became the first San Jose State offensive lineman to play in the Senior Bowl, earning that invitation after he recorded 242 knockdowns and 32 touchdown-resulting blocks, along with posting a pair of solo tackles
- Member of The NFL Draft Report's All-American third-team and also received Super Sleeper Team (most underrated players at each position) accolades as a senior
- The league's coaches named him an All-Western Athletic Conference first-team pick in 2012
- One of three finalists for the 2012 Burlsworth Trophy honoring the top Football Bowl Subdivision player that began his career as a non-scholarship player
- Started 12 games at left offensive tackle as a senior
- Went head-to-head vs. his younger brother, Paul Quessenberry, an outside linebacker for Navy, in the Spartans' 12-0 win against the Midshipmen, as David delivered nine knockdowns for a unit that gained 388 yards
- Started all 12 games at left offensive tackle, earning second-team All-WAC honors as a junior
- Took over left tackle duties as a sophomore, starting all 13 games, in addition to performing on special teams as a punt protector and lineman on kick-scoring tries
- Placed on scholarship prior to the beginning of his sophomore season, he produced six touchdown-resulting blocks for a struggling running corps that scored just seven times
- Walked on as a freshman and played in all 12 games as a reserve offensive tackle and extra tight end, seeing most of his action on special teams
- Redshirted as a true freshman after joining the team as a walk-on
- Graduated from San Jose State in December 2012 with a degree in history

PERSONAL:

- Was diagnosed with Lymphoma in June 2014
- Attended La Costa Canyon High School in Carlsbad, Calif., where he played for Head Coach Darren Brown
- Paul Quessenberry, David's younger brother, played defensive end and linebacker for Navy
- Youngest brother, Scott, was an offensive lineman at UCLA
- Father, David Sr., graduated from the Naval Academy in 1980 and played football for the Midshipmen
- His father spent 30 years in the service, the final 22 as a Navy Reserve, and retired as a captain in 2010
- Also lettered in lacrosse
- As a junior, the 6-3, 190-pound offensive lineman helped the Mavericks compile a 9-3 record
- The following season, he grew two inches and added 35 pounds to his frame, as the team managed a 7-4 mark

CAREER STATISTICS

REGULAR SEASON GAMES PLAYED/STARTED (PLAYOFFS):

2013 Houston: 0/0 (0/0)

2014 Houston: 0/0 (0/0)

2015 Houston: 0/0 (0/0)

2016 Houston: 0/0

TOTAL: 0/0 (0/0)

PRACTICE SQUAD; INJURED



QUENTON BUNDRAGE

WIDE RECEIVER | 6-2 | 195 | IOWA STATE

Hometown: Palmetto, Fla. | Rookie | Age: 25

Acquired: CFA-'16 | 2016 GP/GS: 0/0 | Career GP/GS (Playoffs): 0/0 (0/0)

Teams: N.Y. Jets 2016; Houston 2016

14

TRANSACTIONS:

Signed by the N.Y. Jets as a college free agent on May 6, 2016...Waived by the Jets on June 18, 2016...Signed by the Houston Texans on July 25, 2016...Waived by the Texans on Sept. 3, 2016...Signed to the Texans practice squad on Sept. 4, 2016.

2016 (Houston 0/0):

- Originally signed by the Jets as a college free agent on May 6 before being waived on June 18
- Signed by the Texans on July 25 and spent training camp with the team before being waived on Sept. 3
- Signed to the Texans practice squad on Sept. 4, where he spent Weeks 1-9
- Placed on the Practice Squad; Injured List on Nov. 8

CAREER AT IOWA STATE:

- Played three seasons (2012-13; 15) at Iowa State University in Ames, Iowa
- Redshirted the 2011 campaign and missed all but one offensive series of the 2014 season with a knee injury
- Appeared in 39 career games and tallied 109 receptions for 1,456 yards and 15 touchdowns
- Returned eight kickoffs for 146 yards and added one punt return for no gain

HONORS:

- Third-Team All-Big 12 – Phil Steele (2013)
- College Football News HM All-America All-Sophomore team (2013)
- Ray Scott Outstanding Offensive Skill Player Award (2013)
- Dury Moss Award Winner - Team's Outstanding Newcomer (2012)

2015 (Iowa State):

- Played in all 12 games and made 10 starts
- Rebounded with a fine senior season after missing his junior campaign with a knee injury
- Finished second on the team in receptions (41), receiving yards (548) and touchdown catches (4)
- Tallied 75 yards receiving and a touchdown at Texas Tech (10/10)
- Tied a career high with seven receptions and posted a season-high 86 yards receiving vs. TCU (10/17)
- Recorded his fourth multi-touchdown game of his career with two touchdown catches at Baylor (10/24)
- Had seven catches for 70 receiving yards in the season finale at West Virginia (11/28)
- Ended his career ranking ninth in receiving yards (1,456), 13th in receptions (109) and tying for second in TD catches (15)

2014 (Iowa State):

- Went down with a season-ending knee injury on the first offensive series of the season vs. North Dakota State (8/30)

2013 (Iowa State):

- Emergred as ISU's big-play receiver, leading the team in receptions (48), receiving yards (676) and touchdown catches (9)
- Named to the College Football News' Honorable Mention All-America All-Sophomore team
- Named Third-Team All-Big 12 by Phil Steele
- Earned the Ray Scott Award for outstanding offensive skill player
- His nine touchdown catches tied the ISU single-season school record and ranked third in the Big 12 and 30th nationally
- Posted three multi-touchdown-catch games (Iowa-3, Oklahoma State-2, West Virginia-2) to tie an ISU single-season record
- Had 386 yards after the catch (57.1 pct. of his receiving yards), the ninth-best total in the Big 12
- Tallied career highs in receptions (7), receiving yards (146) and touchdown catches (3) vs. Iowa (9/14)
- Became one of only seven players in school history with three or more touchdown catches in a game (9/14)
- Posted 137 yards receiving vs. Texas on five catches (10/3)
- Caught a 97-yard TD pass vs. Texas (10/3), which broke ISU's record for longest pass play

2016 STATISTICS

REGULAR SEASON					RECEIVING					RUSHING				
Date	Opp	GP	GS	Rec	Yds	Avg	Lg	TD		Att	Yds	Avg	Lg	TD
9/11	CHI				PRACTICE SQUAD									
9/18	KC				PRACTICE SQUAD									
9/22	at NE				PRACTICE SQUAD									
10/2	TEN				PRACTICE SQUAD									
10/9	at MIN				PRACTICE SQUAD									
10/16	IND				PRACTICE SQUAD									
10/24	at DEN				PRACTICE SQUAD									
10/30	DET				PRACTICE SQUAD									
11/13	at JAX				PRACTICE SQUAD; INJURED									
11/21	at OAK				PRACTICE SQUAD; INJURED									
11/27	SD				PRACTICE SQUAD; INJURED									
12/4	at GB				PRACTICE SQUAD; INJURED									
12/11	at IND				PRACTICE SQUAD; INJURED									
12/18	JAX				PRACTICE SQUAD; INJURED									
12/24	CIN				PRACTICE SQUAD; INJURED									
1/1/17	at TEN				PRACTICE SQUAD; INJURED									
Totals		0	0	0	0	0.0	0	0		0	0	0.0	0	0

- in school history and tied the Big 12 mark. It was the second-longest play from scrimmage in school history and the longest play from scrimmage in Jack Trice Stadium history. It was also the longest play from scrimmage in the Big 12 and the third-longest pass play in FBS in 2013
- Scored a pair of touchdowns on four catches vs. Oklahoma State (10/26)
 - Tied a career high with seven catches and had 93 yards receiving and two touchdowns at West Virginia (11/30)
 - Posted three scoring plays of 60 yards or longer (97 vs. Texas, 67 vs. Iowa, 62 at West Virginia)
 - Was the only player on offense to start all 12 games

2012 (Iowa State):

- Received the Dury Moss Award, which is given annually to the team's outstanding newcomer
- Finished the season with 20 catches for 232 yards and two touchdowns
- First career catch was 13-yarder vs. Western Illinois (9/15)
- Had four catches for 62 yards at Oklahoma State (10/20) and four more receptions for 44 yards vs. Oklahoma (11/3)
- Hauled in touchdown receptions at Texas (11/10) and vs. West Virginia (11/23)

2011 (Iowa State):

- Redshirted his first season at Iowa State

PERSONAL:

- Attended Manatee High School in Bradenton, Fla.
- Lettered four times at MHS for Head Coach Joe Kinnan
- Helped lead Manatee to a 13-1 record his senior season and a state semifinals appearance
- Caught 70 passes for 1,225 yards and 15 touchdowns as a senior
- Also had 16 carries for 134 yards and three touchdowns for the Hurricanes
- Class 5A second-team all-state as a junior
- Also earned first-team all-area honors
- Caught 46 passes for 800 yards and 11 touchdowns as a junior
- Caught six passes for 79 yards in state championship game as a junior
- Also competed in basketball and track
- State finalist in the high jump as a junior
- Three-star recruit
- Ranked 83rd among class of 2011 wide receivers by Rivals.com
- Chose Iowa State over offers from Cincinnati and Louisville



TEXANS RECORDS

INDIVIDUAL POSTSEASON RECORDS

TOTAL OFFENSE

YARDS FROM SCRIMMAGE (Rushing, Receiving)

CAREER

663 Arian Foster, 2009-12
358 Andre Johnson, 2003-12
227 Owen Daniels, 2006-12

SEASON

336 Arian Foster, 2011
327 Arian Foster, 2012
201 Andre Johnson, 2011

GAME

182 Arian Foster vs. Cincinnati, 1/7/12 (WC)
174 Arian Foster vs. Cincinnati, 1/5/13 (WC)
154 Arian Foster at Baltimore, 1/15/12 (Div)
153 Arian Foster at New England, 1/13/13 (Div)
111 Andre Johnson at Baltimore, 1/15/12 (Div)

GAME, OPPONENT

131 Wes Welker at New England, 1/13/13 (Div)
128 Travis Kelce vs. Kansas City, 1/9/16 (WC)
124 Shane Vereen at New England, 1/13/13 (Div)

COMBINED NET YARDS GAINED (Rushing, Receiving, Returns)

CAREER

663 Arian Foster, 2009-12
358 Andre Johnson, 2003-12
349 Danieal Manning, 2011-12

SEASON

336 Arian Foster, 2011
327 Arian Foster, 2012
263 Danieal Manning, 2012

GAME

216 Danieal Manning at New England, 1/13/13 (Div)
182 Arian Foster vs. Cincinnati, 1/7/12 (WC)
174 Arian Foster vs. Cincinnati, 1/5/13 (WC)
154 Arian Foster at Baltimore, 1/15/12 (Div)
153 Arian Foster at New England, 1/13/13 (Div)

GAME, OPPONENT

131 Wes Welker at New England, 1/13/13 (Div)
128 Travis Kelce vs. Kansas City, 1/9/16 (WC)
124 Shane Vereen at New England, 1/13/13 (Div)
103 Adam Jones vs. Cincinnati, 1/5/13 (WC)

COMBINED ATTEMPTS

CAREER

128 Arian Foster, 2009-12
25 Andre Johnson, 2003-12
22 Owen Daniels, 2006-12

SEASON

69 Arian Foster, 2012
59 Arian Foster, 2011
18 Owen Daniels, 2012

GAME

40 Arian Foster vs. Cincinnati, 1/5/13 (WC)
32 Arian Foster at Baltimore, 1/15/12 (Div)
29 Arian Foster at New England, 1/13/13 (Div)

GAME, OPPONENT

25 Ray Rice at Baltimore, 1/15/12 (Div)
16 Spencer Ware vs. Kansas City 1/9/16 (WC)
16 Stevan Ridley at New England, 1/13/13 (Div)

RUSHING

RUSHING ATTEMPTS

CAREER

105 Arian Foster, 2009-12
11 Ben Tate, 2010-12

SEASON

54 Arian Foster, 2012
51 Arian Foster, 2011

GAME

32 Arian Foster vs. Cincinnati, 1/5/13 (WC)
27 Arian Foster at Baltimore, 1/15/12 (Div)
24 Arian Foster vs. Cincinnati, 1/7/12 (WC)

GAME, OPPONENT

21 Ray Rice at Baltimore, 1/15/12 (Div)
16 Spencer Ware vs. Kansas City 1/9/16 (WC)

RUSHING YARDS GAINED

CAREER

515 Arian Foster, 2009-12
99 Alfred Blue, 2014-15

SEASON

285 Arian Foster, 2011
230 Arian Foster, 2012

GAME

153 Arian Foster vs. Cincinnati, 1/7/12 (WC)
140 Arian Foster vs. Cincinnati, 1/5/13 (WC)
132 Arian Foster at Baltimore, 1/15/12 (Div)

GAME, OPPONENT

82 Stevan Ridley at New England, 1/13/13 (Div)
67 BenJarvus Green-Ellis vs. Cincinnati, 1/5/13 (WC)

GAMES, 100 OR MORE YARDS RUSHING

3 Arian Foster, 2009-12

CONSECUTIVE GAMES, 100 OR MORE YARDS

3 Arian Foster, 1/7/12 - 1/5/13

LONGEST RUN FROM SCRIMMAGE

49 Alfred Blue vs. Kansas City, 1/9/16 (WC)
42t Arian Foster vs. Cincinnati, 1/7/12 (WC)

LONGEST RUN FROM SCRIMMAGE, OPPONENT

29 BenJarvus Green-Ellis vs. Cincinnati, 1/5/13 (WC)
23 Spencer Ware vs. Kansas City 1/9/16 (WC)

RUSHING AVERAGE GAIN

CAREER (50 ATTEMPTS)

4.9 Arian Foster, 2009-12 (105-515)

SEASON (25 ATTEMPTS)

5.6 Arian Foster, 2011 (51-285)
4.3 Arian Foster, 2012 (54-230)

GAME (10 ATTEMPTS)

6.4 Arian Foster vs. Cincinnati, 1/7/12 (WC) (24-153)
5.8 Alfred Blue vs. Kansas City, 1/9/16, (WC) (17-99)

GAME, OPPONENT (10 ATTEMPTS)

5.7 BenJarvus Green-Ellis vs. Cincinnati, 1/5/13 (WC) (11-63)
5.5 Stevan Ridley at New England, 1/13/13 (15-82)

RUSHING TOUCHDOWNS

CAREER

5 Arian Foster, 2009-12

SEASON

3 Arian Foster, 2011

GAME

2 Arian Foster vs. Cincinnati, 1/7/12 (WC)

GAME, OPPONENT

1 Four times, last by Spencer Ware vs. Kansas City 1/9/16 (WC)

INDIVIDUAL POSTSEASON RECORDS

PASSING

PASSER RATING

CAREER (50 ATTEMPTS)

87.5 Matt Schaub, 2007-12
53.8 T.J. Yates, 2011-12

SEASON (25 ATTEMPTS)

87.5 Matt Schaub, 2012
53.8 T.J. Yates, 2011

SEASON, ROOKIE (25 ATTEMPTS)

53.8 T.J. Yates, 2011

GAME (20 ATTEMPTS)

97.7 T.J. Yates vs. Cincinnati 1/7/12 (WC)
90.6 Matt Schaub at New England, 1/13/13 (Div)
83.4 Matt Schaub vs. Cincinnati, 1/5/13 (WC)

GAME, OPPONENT (20 ATTEMPTS)

115.0 Tom Brady at New England, 1/13/13 (Div)
98.7 Alex Smith vs. Kansas City, 1/9/16 (WC)

PASSING ATTEMPTS

CAREER

89 Matt Schaub, 2007-12
55 T.J. Yates, 2011-12

SEASON

89 Matt Schaub, 2012
55 T.J. Yates, 2011

SEASON, ROOKIE

55 T.J. Yates, 2011

GAME

51 Matt Schaub at New England, 1/13/13 (Div)
38 Matt Schaub vs. Cincinnati, 1/5/13 (WC)
35 T.J. Yates at Baltimore, 1/15/12 (Div)

GAME, OPPONENT

42 Andy Dalton vs. Cincinnati 1/7/12 (WC)
40 Tom Brady at New England, 1/13/13 (Div)
30 Andy Dalton vs. Cincinnati, 1/5/13 (WC)

PASS COMPLETIONS

CAREER

63 Matt Schaub, 2007-12
28 T.J. Yates, 2011-12

SEASON

63 Matt Schaub, 2012
28 T.J. Yates, 2011

SEASON, ROOKIE

28 T.J. Yates, 2011

GAME

34 Matt Schaub at New England, 1/13/13 (Div)
29 Matt Schaub vs. Cincinnati, 1/5/13 (WC)
17 T.J. Yates at Baltimore, 1/15/12 (Div)

GAME, OPPONENT

27 Andy Dalton vs. Cincinnati 1/7/12 (WC)
25 Tom Brady at New England, 1/13/13 (Div)
17 Alex Smith vs. Kansas City, 1/9/16 (WC)
14 Andy Dalton vs. Cincinnati, 1/5/13 (WC)
14 Joe Flacco at Baltimore, 1/15/12 (Div)

CONSECUTIVE COMPLETIONS

8 Matt Schaub at New England, 1/13/13 (Div)
5 Matt Schaub vs. Cincinnati, 1/5/13 (WC)
5 T.J. Yates (1/7/12 to 1/15/12)

CONSECUTIVE COMPLETIONS, OPPONENT

7 Alex Smith vs. Kansas City, 1/9/16 (WC)
7 Andy Dalton vs. Cincinnati 1/7/12 (WC)

PASSING COMPLETION PERCENTAGE

CAREER (50 ATTEMPTS)

70.8 Matt Schaub, 2007-12
50.9 T.J. Yates, 2011-12

SEASON (25 ATTEMPTS)

70.8 Matt Schaub, 2012
50.9 T.J. Yates, 2011

SEASON, ROOKIE (25 ATTEMPTS)

50.9 T.J. Yates, 2011

GAME (20 ATTEMPTS)

76.3 Matt Schaub vs. Cincinnati, 1/5/13 (WC) (29-38)
57.4 Matt Schaub at New England, 1/13/13 (Div) (31-54)
55.0 T.J. Yates vs. Cincinnati 1/7/12 (WC) (11-20)

GAME, OPPONENT (20 ATTEMPTS)

77.3 Alex Smith vs. Kansas City 1/9/16 (WC)

PASSING YARDS GAINED

CAREER

605 Matt Schaub, 2007-12
343 T.J. Yates, 2011-12

SEASON

605 Matt Schaub, 2012
343 T.J. Yates, 2011

SEASON, ROOKIE

343 T.J. Yates, 2011

GAME

343 Matt Schaub at New England, 1/13/13 (Div)
262 Matt Schaub vs. Cincinnati, 1/5/13 (WC)
184 T.J. Yates at Baltimore, 1/15/12 (Div)

GAME, OPPONENT

344 Tom Brady at New England, 1/13/13 (Div)
257 Andy Dalton vs. Cincinnati 1/7/12 (WC)

LONGEST PASS COMPLETION

40 T.J. Yates to Andre Johnson vs. Cincinnati, 1/7/12 (WC) (TD)
28 Matt Schaub to Arian Foster at New England, 1/13/13 (Div)

PASSING AVERAGE GAIN

AVERAGE GAIN, CAREER (50 ATTEMPTS)

6.80 Matt Schaub, 2007-12 (89-605)
6.24 T.J. Yates, 2011-12 (55-343)

AVERAGE GAIN, SEASON (25 ATTEMPTS)

6.80 Matt Schaub, 2012 (89-605)
6.24 T.J. Yates, 2011 (55-343)

AVERAGE GAIN, SEASON, ROOKIE (25 ATTEMPTS)

6.24 T.J. Yates, 2011 (55-343)

AVERAGE GAIN, GAME (20 ATTEMPTS)

7.95 T.J. Yates vs. Cincinnati 1/7/12 (WC) (20-159)
6.89 Matt Schaub vs. Cincinnati, 1/5/13 (WC) (38-262)
6.73 Matt Schaub at New England, 1/13/13 (Div) (51-343)

AVERAGE GAIN, GAME, OPPONENT (20 ATTEMPTS)

8.64 Alex Smith vs. Kansas City 1/9/16 (WC)
8.60 Tom Brady at New England, 1/13/13 (Div) (40-344)
6.52 Joe Flacco at Baltimore, 1/15/12 (Div) (27-176)

PASSING TOUCHDOWNS

CAREER

2 Matt Schaub, 2007-12
1 T.J. Yates, 2011-12

SEASON

2 Matt Schaub, 2012
1 T.J. Yates, 2011

SEASON, ROOKIE

1 T.J. Yates, 2011

GAME

2 Matt Schaub at New England, 1/13/13 (Div)
1 T.J. Yates vs. Cincinnati 1/7/12 (WC)

GAME, OPPONENT

3 Tom Brady at New England, 1/13/13 (Div)
2 Joe Flacco at Baltimore, 1/15/12 (Div)

INDIVIDUAL POSTSEASON RECORDS

PASSING (CONT.)

PASSES HAD INTERCEPTED

CAREER

- 4 Brian Hoyer, 2015
- 3 T.J. Yates, 2011-12

SEASON

- 4 Brian Hoyer, 2015
- 3 T.J. Yates, 2011

GAME

- 4 Brian Hoyer vs. Kansas City, 1/9/16 (WC)
- 3 T.J. Yates at Baltimore, 1/15/12 (Div)
- 1 Matt Schaub at New England, 1/13/13 (Div)
- 1 Matt Schaub vs. Cincinnati, 1/5/13 (WC)

GAME, OPPONENT

- 3 Andy Dalton vs. Cincinnati, 1/7/12 (WC)
- 1 Alex Smith vs. Kansas City, 1/9/16 (WC)
- 1 Andy Dalton vs. Cincinnati, 1/5/13 (WC)

CONSECUTIVE PASSES WITHOUT AN INTERCEPTION

- 55 Matt Schaub 1/5/13 through 1/13/13
- 26 T.J. Yates, 1/7/12 through 1/15/12

ATTEMPTS, NO INTERCEPTIONS, GAME

- 20 T.J. Yates vs. Cincinnati 1/7/12 (WC)

ATTEMPTS, NO INTERCEPTIONS, GAME, OPPONENT

- 40 Tom Brady at New England, 1/13/13 (Div)
- 27 Joe Flacco at Baltimore, 1/15/12 (Div)

TIMES SACKED

CAREER

- 3 Brian Hoyer, 2015
- 2 T.J. Yates, 2011-12

SEASON

- 3 Brian Hoyer, 2015
- 2 T.J. Yates, 2011

GAME

- 3 Brian Hoyer vs. Kansas City, 1/9/16 (WC)

GAME, OPPONENT

- 5 Joe Flacco at Baltimore, 1/15/12 (Div)
- 4 Andy Dalton vs. Cincinnati 1/7/12 (WC)

RECEIVING

RECEPTIONS

CAREER

- 25 Andre Johnson, 2003-12
- 23 Arian Foster, 2009-12
- 22 Owen Daniels, 2006-12

SEASON

- 18 Owen Daniels, 2012
- 15 Arian Foster, 2012
- 13 Andre Johnson, 2011
- 12 Andre Johnson, 2012

GAME

- 9 Owen Daniels at New England, 1/13/13 (Div)
- 9 Owen Daniels vs. Cincinnati, 1/5/13 (WC)
- 8 Andre Johnson at New England, 1/13/13 (Div)
- 8 Arian Foster vs. Cincinnati, 1/5/13 (WC)
- 8 Andre Johnson at Baltimore, 1/15/12 (Div)

GAME, OPPONENT

- 8 Wes Welker at New England, 1/13/13 (Div)
- 8 Travis Kelce vs. Kansas City, 1/9/16 (WC)

RECEIVING YARDS GAINED

CAREER

- 358 Andre Johnson, 2003-12
- 227 Owen Daniels, 2006-12
- 148 Arian Foster, 2009-12

RECEIVING (CONT.)

SEASON

- 201 Andre Johnson, 2011
- 172 Owen Daniels, 2012
- 157 Andre Johnson, 2012

GAME

- 111 Andre Johnson at Baltimore, 1/15/12 (Div)
- 95 Andre Johnson at New England, 1/13/13 (Div)
- 91 Owen Daniels vs. Cincinnati, 1/5/13 (WC)

GAME, OPPONENT

- 131 Wes Welker at New England, 1/13/13 (Div)
- 128 Travis Kelce vs. Kansas City, 1/9/16 (WC)
- 85 Aaron Hernandez at New England, 1/13/13 (Div)

GAMES, 100 OR MORE YARDS, CAREER

- 1 Andre Johnson, 2003-12

GAMES, 100 OR MORE YARDS, SEASON

- 1 Andre Johnson, 2011

LONGEST RECEPTION

- 40 Andre Johnson vs. Cincinnati 1/7/12 (WC) (TD)
- 28 Arian Foster at New England, 1/13/13 (Div)
- 25 DeVier Posey at New England, 1/13/13 (Div) (TD)

LONGEST RECEPTION, OPPONENT

- 128 Travis Kelce vs. Kansas City, 1/9/16 (WC)
- 47 Wes Welker at New England, 1/13/13 (Div)
- 45 A.J. Green vs. Cincinnati, 1/5/13 (WC)

RECEIVING AVERAGE GAIN

AVERAGE GAIN, CAREER (10 RECEPTIONS)

- 14.3 Andre Johnson, 2003-12 (25-358)
- 10.3 Owen Daniels, 2006-12 (22-227)

AVERAGE GAIN, SEASON (4 RECEPTIONS)

- 15.5 Andre Johnson, 2011 (13-201)
- 13.8 Owen Daniels, 2011 (4-55)
- 13.1 Andre Johnson, 2012 (12-157)

AVERAGE GAIN, GAME (3 RECEPTIONS)

- 18.0 Andre Johnson vs. Cincinnati 1/7/12 (WC) (5-90)
- 15.7 DeVier Posey at New England, 1/13/13 (Div) (3-47)
- 15.5 Andre Johnson vs. Cincinnati, 1/5/13 (WC) (4-62)

RECEIVING TOUCHDOWNS

CAREER

- 1 Andre Johnson, 2003-12
- 1 Arian Foster, 2009-12
- 1 DeVier Posey, 2012

SEASON

- 1 Arian Foster, 2012
- 1 DeVier Posey, 2012
- 1 Andre Johnson, 2011

GAME

- 1 Arian Foster at New England, 1/13/13 (Div)
- 1 DeVier Posey at New England, 1/13/13 (Div)
- 1 Andre Johnson vs. Cincinnati 1/7/12 (WC)

GAME, OPPONENT

- 2 Shane Vereen at New England, 1/13/13 (Div)
- 1 Chris Conley vs. Kansas City, 1/9/16 (WC)
- 1 Brandon Lloyd at New England, 1/13/13 (Div)
- 1 Anquan Boldin at Baltimore, 1/15/12 (Div)

INDIVIDUAL POSTSEASON RECORDS

PUNTING

PUNTS

CAREER

- 10 Matt Turk, 2007-11
- 5 Shane Lechler, 2015
- 3 Donnie Jones, 2012

SEASON

- 10 Matt Turk, 2011
- 5 Shane Lechler, 2015
- 3 Donnie Jones, 2012

GAME

- 5 Matt Turk vs. Cincinnati 1/7/12 (WC)
- 5 Matt Turk at Baltimore, 1/15/12 (Div)
- 5 Shane Lechler vs. Kansas City, 1/9/16 (WC)
- 3 Donnie Jones vs. Cincinnati, 1/5/13 (WC)

GAME, OPPONENT

- 9 Sam Koch at Baltimore, 1/15/12 (Div)
- 5 Kevin Huber vs. Cincinnati, 1/5/13 (WC)

LONGEST PUNT

- 56 Matt Turk vs. Cincinnati 1/7/12 (WC)
- 56 Matt Turk vs. Cincinnati 1/7/12 (WC)
- 53 Shane Lechler vs. Kansas City, 1/9/16 (WC)

LONGEST PUNT, OPPONENT

- 64 Sam Koch at Baltimore, 1/15/12 (Div)
- 55 Kevin Huber vs. Cincinnati 1/7/12 (WC)
- 55 Sam Koch at Baltimore, 1/15/12 (Div)

PUNTING AVERAGE YARDAGE

CAREER (8 PUNTS)

- 45.1 Matt Turk, 2007-11 (10-451)
- 38.5 Donnie Jones, 2012 (8-308)

SEASON (8 PUNTS)

- 45.1 Matt Turk, 2011 (10-451)
- 38.5 Donnie Jones, 2012 (8-308)

GAME (4 PUNTS)

- 50.2 Matt Turk vs. Cincinnati, 1/7/12 (WC) (5-251)
- 45.6 Shane Lechler vs. Kansas City, 1/9/16 (WC) (5-228)

GAME, OPPONENT (4 PUNTS)

- 52.8 Zoltan Mesko at New England, 1/13/13 (Div)
- 49.3 Sam Koch at Baltimore, 1/15/12 (Div)

PUNTS INSIDE THE 20

CAREER

- 3 Donnie Jones, 2012
- 2 Matt Turk, 2007-11

SEASON

- 3 Donnie Jones, 2012
- 2 Matt Turk, 2011

GAME

- 2 Donnie Jones at New England, 1/13/13 (Div)
- 2 Matt Turk vs. Cincinnati 1/7/12 (WC)
- 1 Shane Lechler vs. Kansas City, 1/9/16 (WC)

GAME, OPPONENT

- 3 Dustin Colquitt vs. Kansas City, 1/9/16 (WC)
- 3 Kevin Huber vs. Cincinnati, 1/5/13 (WC)

PUNT RETURNS

PUNT RETURNS

CAREER

- 9 Jacoby Jones, 2007-11
- 5 Keshawn Martin, 2012

SEASON

- 9 Jacoby Jones, 2011
- 5 Keshawn Martin, 2012

GAME

- 6 Jacoby Jones at Baltimore, 1/15/12 (Div)
- 3 Keshawn Martin at New England, 1/13/13 (Div)
- 3 Jacoby Jones vs. Cincinnati 1/7/12 (WC)

GAME, OPPONENT

- 4 Frankie Hammond vs. Kansas City, 1/9/16 (WC)

FAIR CATCHES

CAREER

- 3 Keith Mumphrey, 2015
- 3 Keshawn Martin, 2012

SEASON

- 3 Keith Mumphrey, 2015
- 3 Keshawn Martin, 2012

GAME

- 3 Keith Mumphrey vs. Kansas City, 1/9/16 (WC)
- 3 Keshawn Martin vs. Cincinnati, 1/5/13 (WC)

GAME, OPPONENT

- 4 Lardarius Webb at Baltimore, 1/15/12 (Div)

PUNT RETURN YARDS GAINED

CAREER

- 31 Keshawn Martin, 2012
- 16 Jacoby Jones, 2007-11

SEASON

- 31 Keshawn Martin, 2012
- 16 Jacoby Jones, 2011

GAME

- 17 Keshawn Martin at New England, 1/13/13 (Div)
- 14 Keshawn Martin vs. Cincinnati, 1/5/13 (WC)
- 12 Jacoby Jones vs. Cincinnati 1/7/12 (WC)

GAME, OPPONENT

- 20 Brandon Tate vs. Cincinnati 1/7/12 (WC)

LONGEST PUNT RETURN

- 12 Keshawn Martin at New England, 1/13/13 (Div)
- 11 Keshawn Martin vs. Cincinnati, 1/5/13 (WC)
- 9 Jacoby Jones at Baltimore, 1/15/12 (Div)

PUNT RETURN AVERAGE YARDAGE

CAREER (5 RETURNS)

- 6.2 Keshawn Martin, 2012 (5-31)

SEASON (6 RETURNS)

- 6.2 Keshawn Martin, 2012 (5-31)

GAME (3 RETURNS)

- 5.7 Keshawn Martin at New England, 1/13/13 (Div) (3-17)

GAME, OPPONENT (3 RETURNS)

- 6.7 Brandon Tate vs. Cincinnati 1/7/12 (WC)

PUNT RETURN TOUCHDOWNS

GAME

None

GAME, OPPONENT

None

INDIVIDUAL POSTSEASON RECORDS

KICKOFF RETURNS

KICKOFF RETURNS, CAREER

10 Danieal Manning, 2011-12

KICKOFF RETURNS, SEASON

6 Danieal Manning, 2012

4 Danieal Manning, 2011

GAME

4 Danieal Manning at New England, 1/13/13 (Div)

4 Danieal Manning at Baltimore, 1/15/12 (Div)

GAME, OPPONENT

4 Adam Jones vs. Cincinnati, 1/5/13 (WC)

2 Devin McCourty at New England, 1/13/13 (Div)

KICKOFF RETURN YARDS GAINED

CAREER

396 Danieal Manning, 2011-12

SEASON

263 Danieal Manning, 2012

133 Danieal Manning, 2011

GAME

216 Danieal Manning at New England, 1/13/13 (Div)

133 Danieal Manning at Baltimore, 1/15/12 (Div)

GAME, OPPONENT

106 Knile Davis vs. Kansas City, 1/9/16 (WC)

103 Adam Jones vs. Cincinnati, 1/5/13 (WC)

LONGEST, GAME

94 Danieal Manning at New England, 1/13/13 (Div)

69 Danieal Manning at New England, 1/13/13 (Div)

60 Danieal Manning at Baltimore, 1/15/12 (Div)

LONGEST, GAME, OPPONENT

106 Knile Davis vs. Kansas City, 1/9/16 (WC)

43 Brandon Tate vs. Cincinnati, 1/5/13 (WC)

KICKOFF RETURN AVERAGE YARDAGE

CAREER

39.6 Danieal Manning, 2011-12 (10-396)

SEASON

43.8 Danieal Manning, 2012 (6-263)

33.3 Danieal Manning, 2011 (4-133)

GAME (3 RETURNS)

54.0 Danieal Manning at New England, 1/13/13 (Div) (4-216)

33.3 Danieal Manning at Baltimore, 1/15/12 (Div) (4-133)

GAME, OPPONENT (3 RETURNS)

25.8 Adam Jones vs. Cincinnati, 1/5/13 (WC) (4-103)

KICKOFF RETURN TOUCHDOWNS

GAME

None

GAME, OPPONENT

106 Knile Davis vs. Kansas City, 1/9/16 (WC)

TOTAL RETURN YARDS

CAREER

396 Danieal Manning, 2011-12 (p- 0, k- 396, int- 0)

31 Keshawn Martin, 2012 (p- 31, k- 0, int- 0)

SEASON

263 Danieal Manning, 2011 (p- 0, k- 263, int- 0)

31 Keshawn Martin, 2012 (p- 31, k- 0, int- 0)

SEASON, ROOKIE

31 Keshawn Martin, 2012 (p- 31, k- 0, int- 0)

29 J.J. Watt, 2011 (p- 0, k- 0, int- 29)

GAME

216 Danieal Manning at New England, 1/13/13 (Div) (k- 216)

133 Danieal Manning at Baltimore, 1/15/12 (Div) (k- 133)

GAME, OPPONENT

106 Knile Davis vs. Kansas City, 1/9/16 (WC) (k-106)

103 Adam Jones vs. Cincinnati, 1/5/13 (WC) (k- 103)

SPECIAL TEAMS TOUCHDOWNS

CAREER

None

SEASON

None

GAME

None

GAME, OPPONENT

Knile Davis, 106-yard kick return, vs. Kansas City, 1/9/16 (WC)

INTERCEPTIONS

INTERCEPTIONS

CAREER

2 Johnathan Joseph, 2011-12

1 Brian Cushing, 2009-15

1 J.J. Watt, 2011-12

1 Danieal Manning, 2011-12

SEASON

1 Brian Cushing, 2009-15

1 Johnathan Joseph, 2011, 2012

1 J.J. Watt, 2011

1 Danieal Manning, 2011

SEASON, ROOKIE

1 J.J. Watt, 2011

GAME

1 5x, last Brian Cushing vs. Kansas City 1/9/16 (WC)

GAME, OPPONENT

2 Lardarius Webb at Baltimore, 1/15/12 (Div)

1 7x, last Josh Mauga, Sean Smith, Marcus Peters

and Eric Berry vs. Kansas City 1/9/16 (WC)

INTERCEPTION YARDS GAINED

GAINED, CAREER

29 J.J. Watt, 2011-12

14 Johnathan Joseph, 2011-12

SEASON

29 J.J. Watt, 2011

14 Johnathan Joseph, 2012

SEASON, ROOKIE

29 J.J. Watt, 2011

GAME

29 J.J. Watt vs. Cincinnati 1/7/12 (WC)

14 Johnathan Joseph vs. Cincinnati, 1/5/13 (WC)

GAME, OPPONENT

21 Leon Hall vs. Cincinnati, 1/5/13 (WC)

20 Josh Mauga vs. Kansas City, 1/9/16 (WC)

LONGEST RETURN

29t J.J. Watt vs. Cincinnati 1/7/12 (WC)

14 Johnathan Joseph vs. Cincinnati, 1/5/13 (WC)

INTERCEPTIONS RETURNED FOR TOUCHDOWNS

CAREER

1 J.J. Watt, 2011-12

SEASON

1 J.J. Watt, 2011

GAME

1 J.J. Watt vs. Cincinnati 1/7/12 (WC)

GAME, OPPONENT

1 Leon Hall vs. Cincinnati, 1/5/13 (WC)

INDIVIDUAL POSTSEASON RECORDS

SACKS

CAREER

- 5.0 J.J. Watt, 2011-12
- 5.0 Brooks Reed, 2011-12
- 3.0 Whitney Mercilus 2012-15
- 1.0 Antonio Smith, 2009-12

SEASON

- 3.5 J.J. Watt, 2011
- 3.5 Brooks Reed, 2011
- 3.0 Whitney Mercilus, 2015
- 1.5 J.J. Watt, 2012
- 1.5 Brooks Reed, 2012

SEASON, ROOKIE

- 3.5 J.J. Watt, 2011
- 3.5 Brooks Reed, 2011

GAME

- 3.0 Whitney Mercilus vs. Kansas City, 1/9/16 (WC)
- 2.5 J.J. Watt at Baltimore, 1/15/12 (Div)
- 2.5 Brooks Reed at Baltimore, 1/15/12 (Div)

GAME, OPPONENT

- 1.0 Geno Atkins vs. Cincinnati 1/7/12 (WC)
- 1.0 Reggie Nelson vs. Cincinnati 1/7/12 (WC)

CONSECUTIVE GAMES, SACK

- 4 J.J. Watt, 1/7/12 – 1/13/13
- 4 Brooks Reed, 1/7/12 – 1/13/13

TACKLES

CAREER

- 32 Brian Cushing, 2009-15
- 24 J.J. Watt, 2011-15
- 23 Danieal Manning, 2011-12
- 19 Brooks Reed, 2011-12

SEASON

- 19 Brian Cushing, 2011
- 16 Danieal Manning, 2011
- 15 Bradie James, 2012

SEASON, ROOKIE

- 14 J.J. Watt, 2011
- 13 Brooks Reed, 2011

GAME

- 13 Brian Cushing vs. Kansas City, 1/9/16 (WC)
- 12 J.J. Watt at Baltimore, 1/15/12 (Div)

GAME, ROOKIE

- 12 J.J. Watt at Baltimore, 1/15/12 (Div)
- 8 Brooks Reed at Baltimore, 1/15/12 (Div)

SOLO TACKLES, CAREER

- 19 Brian Cushing, 2009-15
- 17 J.J. Watt, 2011-12
- 17 Danieal Manning, 2011-12

SOLO TACKLES, SEASON

- 13 Danieal Manning, 2011
- 11 J.J. Watt, 2011
- 10 Brian Cushing, 2011

SOLO TACKLES, SEASON, ROOKIE

- 11 J.J. Watt, 2011
- 9 Brooks Reed, 2011

SOLO TACKLES, GAME

- 9 Brian Cushing vs. Kansas City, 1/9/16 (WC)
- 9 J.J. Watt at Baltimore, 1/15/12 (Div)
- 8 Danieal Manning at Baltimore, 1/15/12 (Div)
- 6 Brooks Reed at Baltimore, 1/15/12 (Div)
- 6 Johnathan Joseph vs. Cincinnati, 1/7/12 (WC)

SOLO TACKLES, GAME, ROOKIE

- 9 J.J. Watt at Baltimore, 1/15/12 (Div)
- 6 Brooks Reed at Baltimore, 1/15/12 (Div)

FUMBLES

FUMBLES

CAREER

- 2 Brian Hoyer, 2015
- 2 Jacoby Jones, 2007-11
- 1 Matt Schaub, 2007-12
- 1 Arian Foster, 2009-12

SEASON

- 2 Brian Hoyer, 2015
- 2 Jacoby Jones, 2011
- 1 Matt Schaub, 2012
- 1 Arian Foster, 2011

GAME

- 2 Brian Hoyer vs. Kansas City, 1/9/16 (WC)
- 2 Jacoby Jones at Baltimore, 1/15/12 (Div)
- 1 Matt Schaub at New England, 1/13/13 (Div)
- 1 Arian Foster at Baltimore, 1/15/12 (Div)

FUMBLES FORCED

CAREER

- 1 Jesse Nading, 2008-12
- 1 Brooks Reed, 2011-12

SEASON

- 1 Jesse Nading, 2011
- 1 Brooks Reed, 2011

GAME

- 1 Jesse Nading at Baltimore, 1/15/12 (Div)
- 1 Brooks Reed at Baltimore, 1/15/12 (Div)

OWN FUMBLES RECOVERED

CAREER

- 1 Brian Hoyer, 2015
- 1 Matt Schaub, 2007-12
- 1 Jacoby Jones, 2007-11

SEASON

- 1 Brian Hoyer, 2015
- 1 Matt Schaub, 2012
- 1 Jacoby Jones, 2011

GAME

- 1 Brian Hoyer vs. Kansas City, 1/9/16 (WC)
- 1 Matt Schaub at New England, 1/13/13 (Div)
- 1 Jacoby Jones at Baltimore, 1/15/12 (Div)

OPPONENTS' FUMBLES RECOVERED

CAREER

None

GAME, OPPONENT

- 1 Dontari Poe vs. Kansas City, 1/9/16 (WC)
- 1 Jimmy Smith at Baltimore, 1/15/12 (Div)

YARDS RETURNING FUMBLES

CAREER

None

GAME, OPPONENT

- 4 Jimmy Smith at Baltimore, 1/15/12 (Div)

FUMBLES RETURNED FOR TOUCHDOWNS

CAREER

None

INDIVIDUAL POSTSEASON RECORDS

SCORING

POINTS

CAREER

- 36 Arian Foster, 2009-12
- 21 Shayne Graham, 2012
- 14 Neil Rackers, 2010-11

SEASON

- 21 Shayne Graham, 2012
- 18 Arian Foster, 2012
- 18 Arian Foster, 2011

POINTS, NO TOUCHDOWNS, SEASON

- 21 Shayne Graham, 2012
- 14 Neil Rackers, 2011

POINTS, NO TOUCHDOWNS, CAREER

- 21 Shayne Graham, 2012
- 14 Neil Rackers, 2010-11

SEASON, ROOKIE

- 6 DeVier Posey, 2012
- 6 J.J. Watt, 2011

GAME

- 13 Shayne Graham vs. Cincinnati, 1/5/13 (WC)
- 12 Arian Foster at New England, 1/13/13 (Div)
- 12 Arian Foster vs. Cincinnati, 1/7/12 (WC)

GAME, OPPONENT

- 18 Shane Vereen at New England, 1/13/13 (Div)
- 12 Cairo Santos vs. Kansas City, 1/9/16 (WC)
- 11 Stephen Gostkowski at New England, 1/13/13 (Div)

CONSECUTIVE GAMES SCORING

- 4 Arian Foster, 1/7/12 - 1/13/13
- 2 Shayne Graham, 1/5/13 - 1/13/13
- 2 Neil Rackers, 1/7/12 - 1/15/12

TOUCHDOWNS

CAREER

- 6 Arian Foster, 2009-12
- 1 Andre Johnson, 2003-12
- 1 J.J. Watt, 2011-12
- 1 DeVier Posey, 2012

SEASON

- 3 Arian Foster, 2012
- 3 Arian Foster, 2011
- 1 DeVier Posey, 2012
- 1 Andre Johnson, 2011
- 1 J.J. Watt, 2011

SEASON, ROOKIE

- 1 DeVier Posey, 2012
- 1 J.J. Watt, 2011

GAME

- 2 Arian Foster at New England, 1/13/13 (Div)
- 2 Arian Foster vs. Cincinnati, 1/7/12 (WC)

GAME, OPPONENT

- 3 Shane Vereen at New England, 1/13/13 (Div)
- 1 9 times, last: K.Davis, C.Conley and S.Ware vs. Kansas City, 1/9/16 (WC)

GAME, ROOKIE

- 1 DeVier Posey at New England, 1/13/13 (Div)
- 1 J.J. Watt vs. Cincinnati, 1/7/12 (WC)

CONSECUTIVE GAMES SCORING TOUCHDOWNS

- 4 Arian Foster, 1/7/12 - 1/13/13

POINTS AFTER TOUCHDOWNS

ATTEMPTED, CAREER

- 5 Neil Rackers, 2010-11
- 3 Shayne Graham, 2012

ATTEMPTED, SEASON

- 5 Neil Rackers, 2011
- 3 Shayne Graham, 2012

ATTEMPTED, GAME

- 3 Neil Rackers vs. Cincinnati, 1/7/12 (WC)
- 2 Shayne Graham at New England, 1/13/13 (Div)

ATTEMPTED, GAME, OPPONENT

- 5 Stephen Gostkowski at New England, 1/13/13 (Div)
- 3 Cairo Santos vs. Kansas City, 1/9/16 (WC)

CONSECUTIVE POINTS AFTER TOUCHDOWN, CAREER

- 5 Neil Rackers, 2010-11
- 3 Shayne Graham, 2012

POINTS AFTER TOUCHDOWN PERCENTAGE, CAREER

- 100.0 Neil Rackers, 2010-11 (5-5)
- 100.0 Shayne Graham, 2012 (3-3)

TWO-POINT CONVERSIONS, CAREER

- 1 Andre Johnson, 2003-12

TWO-POINT CONVERSIONS, SEASON

- 1 Andre Johnson, 2012

TWO-POINT CONVERSION, GAME

- 1 Andre Johnson at New England, 1/13/13 (Div)

TWO-POINT CONVERSION, GAME, OPPONENT

- None

FIELD GOALS

ATTEMPTED, CAREER

- 6 Shayne Graham, 2012
- 4 Neil Rackers, 2010-11

ATTEMPTED, SEASON

- 6 Shayne Graham, 2012
- 4 Neil Rackers, 2011

ATTEMPTED, GAME

- 4 Shayne Graham vs. Cincinnati, 1/5/13 (WC)
- 3 Neil Rackers at Baltimore, 1/15/12 (Div)

FIELD GOALS, CAREER

- 6 Shayne Graham, 2012
- 3 Neil Rackers, 2010-11

FIELD GOALS, SEASON

- 6 Shayne Graham, 2012
- 3 Neil Rackers, 2011

FIELD GOALS, GAME

- 4 Shayne Graham vs. Cincinnati, 1/5/13 (WC)
- 2 Shayne Graham at New England, 1/13/13 (Div)
- 2 Neil Rackers at Baltimore, 1/15/12 (Div)

FIELD GOALS, GAME, OPPONENT

- 3 Cairo Santos vs. Kansas City, 1/9/16 (WC)
- 2 Stephen Gostkowski at New England, 1/13/13 (Div)
- 2 Josh Brown vs. Cincinnati, 1/5/13 (WC)
- 2 Billy Cundiff at Baltimore, 1/15/12 (Div)

CONSECUTIVE GAMES SCORING FIELD GOALS

- 2 Shayne Graham, 1/5/13 - 1/13/13
- 2 Neil Rackers, 1/7/12 - 1/15/12

CONSECUTIVE FIELD GOALS MADE

- 5 Shayne Graham, 1/5/13 - 1/13/13
- 3 Neil Rackers, 1/7/12 - 1/15/12

LONGEST FIELD GOAL

- 55 Shayne Graham at New England, 1/13/13 (Div)
- 48 Shayne Graham vs. Cincinnati, 1/5/13 (WC)

FIELD GOAL PERCENTAGE, CAREER

- 100.0 Shayne Graham, 2012 (6-6)
- 75.0 Neil Rackers, 2010-11 (3-4)

FIELD GOAL PERCENTAGE, SEASON

- 100.0 Shayne Graham, 2012 (6-6)
- 75.0 Neil Rackers, 2011 (3-4)

MOST FIELD GOALS, NO MISSES, GAME

- 4 Shayne Graham vs. Cincinnati, 1/5/13 (WC)
- 2 Shayne Graham at New England, 1/13/13 (Div)

MOST FIELD GOALS, NO MISSES, GAME, OPPONENT

- 3 Cairo Santos vs. Kansas City, 1/9/16 (WC)

MOST FIELD GOALS, 50 OR MORE YARDS, CAREER

- 1 Shayne Graham, 2012

MOST FIELD GOALS, 50 OR MORE YARDS, SEASON

- 1 Shayne Graham, 2012

MOST FIELD GOALS, 50 OR MORE YARDS, GAME

- 1 Shayne Graham at New England, 1/13/13

ALL-TIME POSTSEASON LEADERS

RUSHING YARDS

Player	Att.	Yds.	Avg.	Long	TD
1. Arian Foster	105	515	4.9	42t	6
2. Alfred Blue	17	99	5.8	49	0
3. Ben Tate	11	38	3.5	9	0
4. Keshawn Martin	1	16	16.0	16	0
5. Matt Schaub	5	2	0.4	1	0

RECEIVING YARDS

Player	Rec.	Yds.	Avg.	Long	TD
1. Andre Johnson	25	358	14.3	40t	1
2. Owen Daniels	22	227	10.3	24	0
3. Arian Foster	23	148	6.4	28	1
4. Kevin Walter	9	77	8.6	19	0
5. DeAndre Hopkins	6	69	11.5	17	0

RUSHING-RECEIVING

Player	Rushing	Receiving	Total
1. Arian Foster	515	148	663
2. Andre Johnson	0	358	358
3. Owen Daniels	0	227	227
4. Alfred Blue	99	0	99
5. Kevin Walter	0	77	77

PASSING

Player	Att	Comp	Pct	Yds	TD	INT	Lg	Rtg
1. Matt Schaub	89	63	70.8	605	2	2	28	87.5
2. T.J. Yates	55	28	50.9	343	1	3	40t	53.8
3. Brian Hoyer	34	15	44.1	136	0	4	17	15.9

SCORING

Player	TD	PAT	FG	2PT	TP
1. Arian Foster	6	-	-	-	36
2. Shayne Graham	0	3/3	6/6	-	21
3. Neil Rackers	0	5/5	3/4	-	14
4. Andre Johnson	1	-	-	1	8
5. DeVier Posey	1	-	-	-	6
5. J.J. Watt	1	-	-	-	6

FIELD GOALS

Player	Att.	Made	Pct.	Long
1. Shayne Graham	6	6	100.0	55
2. Neil Rackers	3	4	75.0	40

PUNTING AVERAGE

Player	No.	Yds.	Avg.	In20	Long	Blk
1. Shane Lechler	5	228	45.6	1	53	0
2. Matt Turk	10	451	45.1	2	56	0
3. Donnie Jones	8	308	38.5	3	48	0

INTERCEPTIONS

Player	No.	Yds.	Avg.	Long	TD
1. Johnathan Joseph	2	13	6.5	14	0
2. Brian Cushing	1	0	0.0	0	0
J.J. Watt	1	29	29.0	29t	1
Daniel Manning	1	0	0.0	0	0

PUNT RETURNS

Player	No.	Yds.	Avg.	Long	TD
1. Jacoby Jones	9	16	1.8	9	0
2. Keshawn Martin	5	31	6.2	12	0

KICKOFF RETURNS

Player	No.	Yds.	Avg.	Long	TD
1. Daniel Manning	10	396	39.6	94	0
2. James Casey	1	14	14.0	14	0

COMBINED YARDAGE

Player	Total	Rush	Rec.	INT Ret.	PR/KR	FR
1. Arian Foster	663	515	148	0	0/0	0
2. Daniel Manning	396	0	0	0	0/396	0
3. Andre Johnson	358	0	358	0	0/0	0
4. Owen Daniels	227	0	227	0	0/0	0
5. Alfred Blue	99	99	0	0	0/0	0
6. Kevin Walter	77	0	77	0	0/0	0
7. DeAndre Hopkins	69	0	69	0	0/0	0
8 James Casey	64	0	49	0	0/16	0
9. DeVier Posey	47	0	47	0	0/0	0
10. Keshawn Martin	46	16	0	0	31/0	0

TEAM POSTSEASON RECORDS

WIN-LOSS RECORDS

OVERALL

Year	W	L	Pct.
2011	1	1	.500
2012	1	1	.500
2015	0	1	.000
Totals	2	3	.400

HOME

Year	W	L	Pct.
2011	1	0	1.000
2012	1	0	1.000
2015	0	1	.000
Totals	2	1	.667

ROAD

Year	W	L	Pct.
2011	0	1	.000
2012	0	1	.000
Totals	0	2	.000

SCORING

TOUCHDOWNS

MOST, SEASON

5 2011

FEWEST, SEASON

4 2012

MOST, GAME

4 vs. Cincinnati, 1/7/12 (WC)
3 at New England, 1/13/13 (Div)

MOST ALLOWED, SEASON

6 2012

MOST ALLOWED, GAME

5 at New England, 1/13/13 (Div)
3 vs. Kansas City, 1/9/16 (WC)

FEWEST ALLOWED, SEASON

3 2011, 2015

FEWEST ALLOWED, GAME

1 vs. Cincinnati, 1/5/13 (WC)
1 vs. Cincinnati, 1/7/12 (WC)

SCORING

MOST POINTS SCORED, SEASON

47 2012

MOST POINTS SCORED, GAME

31 vs. Cincinnati, 1/7/12 (WC)
28 at New England, 1/13/13 (Div)

FEWEST POINTS SCORED, SEASON

0 2015

FEWEST POINTS SCORED, GAME

0 vs. Kansas City, 1/9/16 (WC)
13 at Baltimore, 1/15/12 (Div)

MOST POINTS ALLOWED, SEASON

54 2012

MOST POINTS ALLOWED, GAME

41 at New England, 1/13/13 (Div)
30 vs. Kansas City, 1/9/16 (WC)

FEWEST POINTS ALLOWED, SEASON

30 2011, 2015

FEWEST POINTS ALLOWED, GAME

10 vs. Cincinnati, 1/7/12 (WC)
13 vs. Cincinnati, 1/5/13 (WC)

MOST POINTS, GAME, BOTH TEAMS

69 Texans 28 at New England 41, 1/13/13 (Div)
41 Texans 31 vs. Cincinnati 10, 1/7/12 (WC)

FEWEST POINTS, GAME, BOTH TEAMS

30 Texans 0 vs. Kansas City 30, 1/9/16 (WC)
32 Texans 19 vs. Cincinnati 13, 1/5/13 (WC)

MOST POINTS IN FIRST QUARTER

7 vs. Cincinnati, 1/7/12 (WC)
3 Three times, last at New England, 1/13/13 (Div)

MOST POINTS IN SECOND QUARTER

10 at New England, 1/13/13 (Div)
10 vs. Cincinnati, 1/7/12 (WC)
10 at Baltimore, 1/15/12 (Div)

MOST POINTS IN THIRD QUARTER

7 vs. Cincinnati, 1/5/13 (WC)
7 vs. Cincinnati, 1/7/12 (WC)

MOST POINTS IN FOURTH QUARTER

15 at New England, 1/13/13 (Div)
7 vs. Cincinnati, 1/7/12 (WC)

MOST POINTS IN FIRST QUARTER, OPPONENT

17 at Baltimore, 1/15/12 (Div)
7 3x, last vs. Kansas City, 1/9/16 (WC)

MOST POINTS IN SECOND QUARTER, OPPONENT

10 at New England, 1/13/13 (Div)
7 vs. Cincinnati, 1/5/13 (WC)

MOST POINTS IN THIRD QUARTER, OPPONENT

14 at New England, 1/13/13 (Div)
7 vs. Kansas City, 1/9/16 (WC)

MOST POINTS IN FOURTH QUARTER, OPPONENT

10 at New England, 1/13/13 (Div)
10 vs. Kansas City, 1/9/16 (WC)

MOST POINTS IN FIRST QUARTER, BOTH TEAMS

20 Texans 3 at Baltimore 17, 1/15/12 (Div)
14 Texans 7 vs. Cincinnati 7, 1/7/12 (WC)

MOST POINTS IN SECOND QUARTER, BOTH TEAMS

20 Texans 10 at New England 10, 1/13/13 (Div)
13 Texans 6 vs. Cincinnati 7, 1/5/13 (WC)
13 Texans 10 vs. Cincinnati 3, 1/7/12 (WC)

MOST POINTS IN THIRD QUARTER, BOTH TEAMS

14 Texans 0 at New England 14, 1/13/13 (Div)
10 Texans 7 vs. Cincinnati 3, 1/5/13 (WC)

MOST POINTS IN FOURTH QUARTER, BOTH TEAMS

25 Texans 15 at New England 10, 1/13/13 (Div)
10 Texans 0 vs. Kansas City 10, 1/9/16 (WC)

CONSECUTIVE GAMES SCORING A TOUCHDOWN

5 1/7/12 through 1/13/13

CONSECUTIVE GAMES SCORING

4 1/7/12 through 1/13/13

CONSECUTIVE QUARTERS HELD SCORELESS

4 1st through 4th quarter vs. Kansas City, 1/9/16 (WC)

CONSECUTIVE QUARTERS HELD SCORELESS, OPPONENTS

2 3rd and 4th quarters vs. Cincinnati, 1/7/12 (WC)
2 2nd and 3rd quarters at Baltimore, 1/15/12 (Div)

CONSECUTIVE QUARTERS HELD WITHOUT A TOUCHDOWN, OPPONENTS

3 2nd through 4th quarters at Baltimore, 1/15/12 (Div)
2 3rd and 4th quarters vs. Cincinnati, 1/5/13 (WC)

MOST POINTS BY HALF

FIRST HALF

17 vs. Cincinnati, 1/7/12 (WC)
13 at New England, 1/13/13 (Div)
13 at Baltimore, 1/15/12 (Div)

SECOND HALF

15 at New England, 1/13/13 (Div)
14 vs. Cincinnati, 1/7/12 (WC)

MOST POINTS BY HALF, OPPONENT

ALL-TIME POSTSEASON LEADERS

SCORING (CONT.)

FIRST HALF

- 17 at New England, 1/13/13 (Div)
- 17 at Baltimore, 1/15/12 (Div)
- 14 vs. Cincinnati, 1/7/12 (WC)

SECOND HALF

- 24 at New England, 1/13/13 (Div)
- 17 vs. Kansas City, 1/9/16 (WC)
- 6 vs. Cincinnati, 1/5/13 (WC)

MOST POINTS BY HALF, BOTH TEAMS

FIRST HALF

- 30 Texans 13 at New England 17, 1/13/13 (Div)
- 30 Texans 13 at Baltimore 17, 1/15/12 (Div)
- 27 Texans 17 vs. Cincinnati 10, 1/7/12 (WC)

SECOND HALF

- 39 Texans 15 at New England 24, 1/13/13 (Div)
- 16 Texans 10 vs. Cincinnati 6, 1/5/13 (WC)
- 17 Texans 0 vs. Kansas City 17, 1/9/16 (WC)

EXTRA POINTS

SEASON

- 5 2011
- 3 2012

GAME

- 4 vs. Cincinnati, 1/7/12 (WC)
- 2 at New England, 1/13/13 (Div)

SEASON, OPPONENT

- 6 2012
- 3 2015
- 2011

GAME, OPPONENT

- 5 at New England, 1/13/13 (Div)
- 3 vs. Kansas City, 1/9/16 (WC)

TWO-POINT CONVERSIONS

SEASON

- 1 2012

GAME

- 1 at New England, 1/13/13 (Div)

DEFENSIVE TOUCHDOWNS

SEASON

- 1 2011

GAME

- 1 vs. Cincinnati, 1/7/12 (WC)

GAME, OPPONENT

- 1 vs. Cincinnati, 1/5/13 (WC)

SCORING MARGIN

MARGIN OF VICTORY

- 21 vs. Cincinnati, 1/7/12 (WC)
- 6 vs. Cincinnati, 1/5/13 (WC)

MARGIN OF DEFEAT

- 30 vs. Kansas City, 1/9/16 (WC)
- 13 at New England, 1/13/13 (Div)

COMEBACK VICTORIES (POINTS BEHIND)

- 7 vs. Cincinnati, 1/7/12 (WC), down 7-0, 31-10 final
- 1 vs. Cincinnati, 1/5/13 (WC), down 7-6, 19-13 final

LARGEST DEFICIT OVERCOME

- 7 vs. Cincinnati, 1/7/12 (WC), down 7-0, 31-10 final
- 1 vs. Cincinnati, 1/5/13 (WC), down 7-6, 19-13 final

LARGEST LEAD BEFORE OPPONENT SCORES

- 6 vs. Cincinnati, 1/5/13 (WC)

SCORING DRIVES

LONGEST SCORING DRIVE (NET YARDS)

- 91 at Baltimore, 1/15/12 (Div), 12 plays, TD
- 83 vs. Cincinnati, 1/7/12 (WC), 9 plays, TD
- 79 at New England, 1/13/13 (Div), 11 plays, TD

LONGEST SCORING DRIVE (PLAYS)

- 13 vs. Cincinnati, 1/5/13 (WC), 76 yards, FG
- 13 vs. Cincinnati, 1/7/12 (WC), 59 yards, FG
- 12 at Baltimore, 1/15/12 (Div), 91 yards, TD
- 12 vs. Cincinnati, 1/5/13 (WC), 60 yards, FG

LONGEST SCORING DRIVE (TIME)

- 7:05 vs. Cincinnati, 1/5/13 (WC), 12 plays, 60 yards, FG
- 7:11 vs. Cincinnati, 1/5/13 (WC), 13 plays, 76 yards, FG
- 5:49 at Baltimore, 1/15/12 (Div), 12 plays, 91 yards, TD

SHORTEST SCORING DRIVE (YARDS)

- 3 at New England, 1/13/13 (Div), 4 plays, FG
- 20 vs. Cincinnati, 1/5/13 (WC), 8 plays, FG
- 20 at Baltimore, 1/15/12 (Div), 5 plays, FG

SHORTEST SCORING DRIVE (PLAYS)

- 3 vs. Cincinnati, 1/7/12 (WC), 45 yards, TD
- 4 at New England, 1/13/13 (Div), 3 yards, FG
- 5 at New England, 1/13/13 (Div), 25 yards, FG
- 5 at Baltimore, 1/15/12 (Div), 20 yards, FG

SHORTEST SCORING DRIVE (TIME)

- 0:24 at New England, 1/13/13 (Div), 5 plays, 25 yards, FG
- 1:03 at New England, 1/13/13 (Div), 4 plays, 3 yards, FG
- 1:46 vs. Cincinnati, 1/7/12 (WC), 3 plays, 45 yards, TD
- 2:36 at Baltimore, 1/15/12 (Div), 5 plays, 20 yards, FG

TOTAL OFFENSE

MOST NET YARDS GAINED, SEASON

- 845 2012

MOST NET YARDS GAINED, GAME

- 425 at New England, 1/13/13 (Div)
- 420 vs. Cincinnati, 1/5/13 (WC)

FEWEST NET YARDS GAINED, SEASON

- 226 2015

FEWEST NET YARDS GAINED, GAME

- 226 vs. Kansas City, 1/9/16 (WC)
- 315 at Baltimore, 1/15/12 (Div)

MOST NET YARDS ALLOWED, SEASON

- 655 2012

MOST NET YARDS ALLOWED, GAME

- 457 at New England, 1/13/13 (Div)
- 314 vs. Kansas City, 1/9/16 (WC)

FEWEST NET YARDS ALLOWED, SEASON

- 314 2015

FEWEST NET YARDS ALLOWED, GAME

- 198 vs. Cincinnati, 1/5/13 (WC)
- 227 at Baltimore, 1/15/12 (Div)

MOST NET YARDS GAINED, SEASON, BOTH TEAMS

- 1,500 2012

MOST NET YARDS GAINED, GAME, BOTH TEAMS

- 882 Texans 425 at New England 457, 1/13/13 (Div)
- 640 Texans 340 vs. Cincinnati 300, 1/7/12 (WC)

FEWEST NET YARDS GAINED, SEASON, BOTH TEAMS

- 540 2015

FEWEST NET YARDS GAINED, GAME, BOTH TEAMS

- 540 Texans 226 vs. Kansas City 314, 1/9/16 (WC)
- 542 Texans 315 at Baltimore 227, 1/15/12 (Div)

MOST NET YARDS GAINED, FIRST HALF

- 250 vs. Cincinnati, 1/5/13 (WC)
- 203 at New England, 1/13/13 (Div)

MOST NET YARDS GAINED, SECOND HALF

- 222 at New England, 1/13/13 (Div)
- 184 vs. Cincinnati, 1/7/12 (WC)

TEAM POSTSEASON RECORDS

TOTAL OFFENSE (CONT.)

FEWEST NET YARDS GAINED, FIRST HALF

123 vs. Kansas City, 1/9/16 (WC)

156 vs. Cincinnati, 1/7/12 (WC)

FEWEST NET YARDS GAINED, SECOND HALF

103 vs. Kansas City, 1/9/16 (WC)

119 at Baltimore, 1/15/12 (Div)

MOST NET YARDS ALLOWED, FIRST HALF

260 at New England, 1/13/13 (Div)

156 vs. Cincinnati, 1/7/12 (Div)

MOST NET YARDS ALLOWED, SECOND HALF

197 at New England, 1/13/13 (Div)

178 vs. Kansas City, 1/9/16 (WC)

FEWEST NET YARDS ALLOWED, FIRST HALF

53 vs. Cincinnati, 1/5/13 (WC)

118 at Baltimore, 1/15/12 (Div)

FEWEST NET YARDS ALLOWED, SECOND HALF

109 at Baltimore, 1/15/12 (Div)

144 vs. Cincinnati, 1/7/12 (WC)

MOST NET YARDS GAINED, FIRST QUARTER

112 vs. Cincinnati, 1/5/13 (WC)

93 vs. Cincinnati, 1/7/12 (WC)

MOST NET YARDS GAINED, SECOND QUARTER

138 vs. Cincinnati, 1/5/13 (WC)

131 at Baltimore, 1/15/12 (Div)

MOST NET YARDS GAINED, THIRD QUARTER

101 vs. Cincinnati, 1/5/13 (WC)

93 vs. Cincinnati, 1/7/12 (WC)

MOST NET YARDS GAINED, FOURTH QUARTER

150 at New England, 1/13/13 (Div)

91 vs. Cincinnati, 1/7/12 (WC)

FEWEST NET YARDS GAINED, FIRST QUARTER

35 vs. Kansas City, 1/9/16 (WC)

50 at Baltimore, 1/15/12 (Div)

FEWEST NET YARDS GAINED, SECOND QUARTER

63 vs. Cincinnati, 1/7/12 (WC)

88 vs. Kansas City, 1/9/16 (WC)

FEWEST NET YARDS GAINED, THIRD QUARTER

40 vs. Kansas City, 1/9/16 (WC)

57 at Baltimore, 1/15/12 (Div)

FEWEST NET YARDS GAINED, FOURTH QUARTER

63 vs. Kansas City, 1/9/16 (WC)

69 vs. Cincinnati, 1/5/13 (WC)

MOST NET YARDS ALLOWED, FIRST QUARTER

96 at New England, 1/13/13 (Div)

71 at Baltimore, 1/15/12 (Div)

MOST NET YARDS ALLOWED, SECOND QUARTER

164 at New England, 1/13/13 (Div)

87 vs. Cincinnati, 1/7/12 (WC)

MOST NET YARDS ALLOWED, THIRD QUARTER

151 vs. Kansas City, 1/9/16 (WC)

137 at New England, 1/13/13 (Div)

MOST NET YARDS ALLOWED, FOURTH QUARTER

80 vs. Cincinnati, 1/7/12 (WC)

74 vs. Cincinnati, 1/5/13 (WC)

FEWEST NET YARDS ALLOWED, FIRST QUARTER

19 vs. Cincinnati, 1/5/13 (WC)

52 vs. Kansas City, 1/9/16 (WC)

FEWEST NET YARDS ALLOWED, SECOND QUARTER

34 vs. Cincinnati, 1/5/13 (WC)

47 at Baltimore, 1/15/12 (Div)

FEWEST NET YARDS ALLOWED, THIRD QUARTER

64 vs. Cincinnati, 1/7/12 (WC)

65 at Baltimore, 1/15/12 (Div)

FEWEST NET YARDS ALLOWED, FOURTH QUARTER

27 vs. Kansas City, 1/9/16 (WC)

44 at Baltimore, 1/15/12 (Div)

RUSHING

RUSHING YARDS

SEASON

319 2011

GAME

188 vs. Cincinnati, 1/7/12 (WC)

158 vs. Cincinnati, 1/5/13 (WC)

FEWEST, SEASON

114 2015

FEWEST, GAME

91 at New England, 1/13/13 (Div)

114 vs. Kansas City, 1/9/16 (WC)

MOST ALLOWED, SEASON

202 2012

MOST ALLOWED, GAME

141 vs. Kansas City, 1/9/16 (WC)

122 at New England, 1/13/13 (Div)

FEWEST ALLOWED, SEASON

141 2015

FEWEST ALLOWED, GAME

76 vs. Cincinnati, 1/7/12 (WC)

80 vs. Cincinnati, 1/5/13 (WC)

SEASON, BOTH TEAMS

482 2011

GAME, BOTH TEAMS

264 Texans 188 vs. Cincinnati 76, 1/7/12 (WC)

255 Texans 114 vs. Kansas City 141, 1/9/16 (WC)

FEWEST, SEASON, BOTH TEAMS

255 2015

FEWEST, GAME, BOTH TEAMS

213 Texans 91 at New England 122, 1/13/13 (Div)

218 Texans 131 at Baltimore 87, 1/15/12 (Div)

ATTEMPTS

SEASON

63 2011

GAME

39 vs. Cincinnati, 1/5/13 (WC)

35 vs. Cincinnati, 1/7/12 (WC)

FEWEST, SEASON

62 2012

FEWEST, GAME

23 at New England, 1/13/13 (Div)

25 vs. Kansas City, 1/9/16 (WC)

SEASON, OPPONENT

50 2011

GAME, OPPONENT

37 vs. Kansas City, 1/9/16 (WC)

31 at Baltimore, 1/15/12 (Div)

FEWEST, SEASON, OPPONENT

37 2015

FEWEST, GAME, OPPONENT

16 vs. Cincinnati, 1/5/13 (WC)

19 vs. Cincinnati, 1/7/12 (WC)

RUSHING AVERAGE

SEASON

5.1 2011 (63-319)

GAME

5.4 vs. Cincinnati, 1/7/12 (WC) (35-188)

4.7 at Baltimore, 1/15/12 (Div) (28-131)

LOWEST, SEASON

4.0 2012 (62-249)

LOWEST, GAME

4.0 at New England, 1/13/13 (Div) (23-91)

4.1 vs. Cincinnati, 1/5/13 (WC) (39-158)

ALL-TIME POSTSEASON LEADERS

RUSHING (CONT.)

SEASON, OPPONENT

5.1 2012 (40-202)

GAME, OPPONENT

5.1 at New England, 1/13/13 (Div) (24-122)

5.0 vs. Cincinnati, 1/5/13 (WC) (16-80)

LOWEST, SEASON, OPPONENT

3.3 2011 (50-163)

LOWEST, GAME, OPPONENT

2.8 at Baltimore, 1/15/12 (Div) (31-87)

3.8 vs. Kansas City, 1/9/16 (WC) (37-141)

RUSHING TOUCHDOWNS

SEASON

3 2011

2 2012

GAME

2 vs. Cincinnati, 1/7/12 (WC)

1 at New England, 1/13/13 (Div)

1 vs. Cincinnati, 1/5/13 (WC)

1 at Baltimore, 1/15/12 (Div)

SEASON, OPPONENT

2 2012

1 2011, 2015

GAME, OPPONENT

2 at New England, 1/13/13 (Div)

1 vs. Kansas City, 1/9/16 (WC)

1 vs. Cincinnati, 1/7/12 (WC)

100-YARD RUSHING GAMES BY AN INDIVIDUAL

SEASON

2 2011

1 2012

SEASON, OPPONENT

None

CONSECUTIVE GAMES WITH A RUSHING TOUCHDOWN

TEXANS

4 vs. Cincinnati, 1/7/12 (WC) through at New England, 1/13/13 (Div)

OPPONENT

2 at New England 1/13/13 through, vs. Kansas City 1/9/16 (WC)

PASSING

NET YARDS PASSING

MOST, SEASON

596 2012

MOST, GAME

334 at New England, 1/13/13 (Div)

262 vs. Cincinnati, 1/5/13 (WC)

FEWEST, SEASON

112 2015

FEWEST, GAME

112 vs. Kansas City, 1/9/16 (WC)

152 vs. Cincinnati, 1/7/12 (WC)

MOST ALLOWED, SEASON

453 2012

MOST ALLOWED, GAME

335 at New England, 1/13/13 (Div)

224 vs. Cincinnati, 1/7/12 (WC)

FEWEST ALLOWED, SEASON

173 2015

FEWEST ALLOWED, GAME

118 vs. Cincinnati, 1/5/13 (WC)

140 at Baltimore, 1/15/12 (Div)

MOST, SEASON, BOTH TEAMS

1,049 2012

MOST, GAME, BOTH TEAMS

669 Texans 334 at New England 335, 1/13/13 (Div)

380 Texans 262 vs. Cincinnati 118, 1/5/13 (WC)

FEWEST, SEASON, BOTH TEAMS

285 2015

FEWEST, GAME, BOTH TEAMS

285 Texans 112 vs. Kansas City 173, 1/9/16 (WC)

324 Texans 184 at Baltimore 140, 1/15/12 (Div)

GROSS YARDS PASSING

MOST, SEASON

605 2012

MOST, GAME

343 at New England, 1/13/13 (Div)

262 vs. Cincinnati, 1/5/13 (WC)

FEWEST, SEASON

136 2015

FEWEST, GAME

136 vs. Kansas City, 1/9/16 (WC)

159 vs. Cincinnati, 1/7/12 (WC)

MOST ALLOWED, SEASON

471 2012

MOST ALLOWED, GAME

344 at New England, 1/13/13 (Div)

257 vs. Cincinnati, 1/7/12 (WC)

FEWEST ALLOWED, SEASON

190 2015

FEWEST ALLOWED, GAME

127 vs. Cincinnati, 1/5/13 (WC)

176 at Baltimore, 1/15/12 (Div)

PASS ATTEMPTS

MOST, SEASON

89 2012

MOST, GAME

51 at New England, 1/13/13 (Div)

38 vs. Cincinnati, 1/5/13 (WC)

FEWEST, SEASON

34 2015

FEWEST, GAME

20 vs. Cincinnati, 1/7/12 (WC)

34 vs. Kansas City, 1/9/16 (WC)

MOST, SEASON, OPPONENT

70 2012

MOST, GAME, OPPONENT

42 vs. Cincinnati, 1/7/12 (WC)

40 at New England, 1/13/13 (Div)

FEWEST, SEASON, OPPONENT

22 2015

FEWEST, GAME, OPPONENT

22 vs. Kansas City, 1/9/16 (WC)

27 at Baltimore, 1/15/12 (Div)

PASS COMPLETIONS

MOST, SEASON

63 2012

MOST, GAME

34 at New England, 1/13/13 (Div)

29 vs. Cincinnati, 1/5/13 (WC)

FEWEST, SEASON

15 2015

FEWEST, GAME

11 vs. Cincinnati, 1/7/12 (WC)

15 vs. Kansas City, 1/9/16 (WC)

MOST, SEASON, OPPONENT

41 2011

MOST, GAME, OPPONENT

27 vs. Cincinnati, 1/7/12 (WC)

25 at New England, 1/13/13 (Div)

TEAM POSTSEASON RECORDS

PASSING (CONT.)

FEWEST, SEASON, OPPONENT

17 2015

FEWEST, GAME, OPPONENT

14 vs. Cincinnati, 1/5/13 (WC)

14 at Baltimore, 1/15/12 (Div)

TOUCHDOWN PASSES

MOST, SEASON

2 2012

1 2011

MOST, GAME

2 at New England, 1/13/13 (Div)

1 vs. Cincinnati, 1/7/12 (WC)

MOST, SEASON, OPPONENT

3 2012

2 2011

MOST, GAME, OPPONENT

3 at New England, 1/13/13 (Div)

2 at Baltimore, 1/15/12 (Div)

CONSECUTIVE GAMES WITH A PASSING TOUCHDOWN

TEXANS

None

OPPONENT

at New England 1/13/13 through, vs. Kansas City 1/9/16 (WC)

FIRST DOWNS

MOST, SEASON

49 2012

MOST, GAME

25 at New England, 1/13/13 (Div)

24 vs. Cincinnati, 1/5/13 (WC)

FEWEST, SEASON

14 2015

FEWEST, GAME

14 vs. Kansas City, 1/9/16 (WC)

16 at Baltimore, 1/15/12 (Div)

MOST ALLOWED, SEASON

36 2012

MOST ALLOWED, GAME

24 at New England, 1/13/13 (Div)

21 vs. Cincinnati, 1/7/12 (WC)

FEWEST ALLOWED, SEASON

18 2015

FEWEST ALLOWED, GAME

11 at Baltimore, 1/15/12 (Div)

12 vs. Cincinnati, 1/5/13 (WC)

MOST, SEASON, BOTH TEAMS

85 2012

MOST, GAME, BOTH TEAMS

49 Texans 25 at New England 24, 1/13/13 (Div)

40 Texans 19 vs. Cincinnati 21, 1/7/12 (WC)

FEWEST, SEASON, BOTH TEAMS

32 2015

FEWEST, GAME, BOTH TEAMS

27 Texans 16 at Baltimore 11, 1/15/12 (Div)

32 Texans 14 vs. Kansas City 18, 1/9/16 (WC)

RUSHING FIRST DOWNS

MOST, SEASON

14 2011

MOST, GAME

9 vs. Cincinnati, 1/7/12 (WC)

8 vs. Cincinnati, 1/5/13 (WC)

FEWEST, SEASON

3 2015

FEWEST, GAME

3 vs. Kansas City, 1/9/16 (WC)

MOST, SEASON, OPPONENT

13 2012

MOST, GAME, OPPONENT

8 vs. Kansas City, 1/9/16 (WC)

8 at New England, 1/13/13 (Div)

8 vs. Cincinnati, 1/7/12 (WC)

FEWEST, SEASON, OPPONENT

8 2015

FEWEST, GAME, OPPONENT

2 at Baltimore, 1/15/12 (Div)

5 vs. Cincinnati, 1/5/13 (WC)

PASSING FIRST DOWNS

MOST, SEASON

32 2012

MOST, GAME

19 at New England, 1/13/13 (Div)

13 vs. Cincinnati, 1/5/13 (WC)

FEWEST, SEASON

10 2015

FEWEST, GAME

9 vs. Cincinnati, 1/7/12 (WC)

10 vs. Kansas City, 1/9/16 (WC)

MOST, SEASON, OPPONENT

20 2012

20 2011

MOST, GAME, OPPONENT

15 at New England, 1/13/13 (Div)

11 vs. Cincinnati, 1/7/12 (WC)

FEWEST, SEASON, OPPONENT

8 2015

20 2011, 2012

FEWEST, GAME, OPPONENT

5 vs. Cincinnati, 1/5/13 (WC)

8 vs. Kansas City, 1/9/16 (WC)

FIRST DOWNS BY PENALTY

MOST, SEASON

4 2012

MOST, GAME

3 vs. Cincinnati, 1/5/13 (WC)

1 Three times, last vs. Kansas City, 1/9/16 (WC)

FEWEST, SEASON

1 2011, 2015

FEWEST, GAME

0 at Baltimore, 1/15/12 (Div)

1 Three times, last vs. Kansas City, 1/9/16 (WC)

MOST, SEASON, OPPONENT

3 2012

MOST, GAME, OPPONENT

2 vs. Kansas City, 1/9/16 (WC)

2 vs. Cincinnati, 1/5/13 (WC)

2 vs. Cincinnati, 1/7/12 (WC)

FEWEST, SEASON, OPPONENT

2 2011, 2015

FEWEST, GAME, OPPONENT

0 at Baltimore, 1/15/12 (Div)

1 at New England, 1/13/13 (Div)

ALL-TIME POSTSEASON LEADERS

FIELD GOALS

MOST, SEASON
6 2012

FEWEST, SEASON
0 2015

MOST ATTEMPTED, SEASON
6 2012

FEWEST ATTEMPTED, SEASON
0 2015

MOST ATTEMPTED, GAME
4 vs. Cincinnati, 1/5/13 (WC)
3 at Baltimore, 1/15/12 (Div)

MOST CONVERTED, GAME
4 vs. Cincinnati, 1/5/13 (WC)
2 at New England, 1/13/13 (Div)
2 at Baltimore, 1/15/12 (Div)

CONSECUTIVE GAMES SCORING FIELD GOALS
3 1/7/11 – 1/5/13

MOST FIELD GOALS MADE, SEASON, OPPONENT
4 2012

FEWEST FIELD GOALS MADE, SEASON, OPPONENT
3 2011, 2015

MOST FIELD GOALS ATTEMPTED, SEASON, OPPONENT
4 2011, 2012

FEWEST FIELD GOALS ATTEMPTED, SEASON, OPPONENT
3 2015

MOST FIELD GOALS ATTEMPTED, GAME, OPPONENT
3 vs. Kansas City, 1/9/16 (WC)
2 Four times, last at New England, 1/13/13 (Div)

MOST FIELD GOALS CONVERTED, GAME, OPPONENT
3 vs. Kansas City, 1/9/16 (WC)
2 Three times, last at New England, 1/13/13 (Div)

MOST FIELD GOALS CONVERTED, GAME, BOTH TEAMS
6 Texans 4 vs. Cincinnati 2, 1/5/13 (WC)
4 Texans 2 at New England 2, 1/13/13 (Div)
4 Texans 2 at Baltimore 2, 1/15/12 (Div)

PUNTING

MOST, SEASON
10 2011

MOST, GAME
5 Four times, last vs. Kansas City, 1/9/16 (WC)

FEWEST, SEASON
5 2015

FEWEST, GAME
3 vs. Cincinnati, 1/5/13 (WC)

MOST YARDS, SEASON
451 2011

MOST YARDS, GAME
251 vs. Cincinnati, 1/7/12 (WC)
228 vs. Kansas City, 1/9/16 (WC)

FEWEST YARDS, SEASON
228 2015

FEWEST YARDS, GAME
126 vs. Cincinnati, 1/5/13 (WC)
182 at New England, 1/13/13 (Div)

MOST PUNTS, SEASON, OPPONENT
12 2011

MOST PUNTS, GAME, OPPONENT
9 at Baltimore, 1/15/12 (Div)
5 at New England, 1/13/13 (Div)
5 vs. Cincinnati, 1/5/13 (WC)

FEWEST PUNTS, SEASON, OPPONENT
4 2015

FEWEST PUNTS, GAME, OPPONENT
3 vs. Cincinnati, 1/7/12 (WC)

MOST YARDS, SEASON, OPPONENT
589 2011

MOST YARDS, GAME, OPPONENT
444 at Baltimore, 1/15/12 (Div)
264 at New England, 1/13/13 (Div)

FEWEST PUNTING YARDS, SEASON, OPPONENT
181 2015

FEWEST PUNTING YARDS, GAME, OPPONENT
145 vs. Cincinnati, 1/7/12 (WC)
181 vs. Kansas City, 1/9/16 (WC)

MOST PUNTS, SEASON, BOTH TEAMS
22 2011

MOST PUNTS, GAME, BOTH TEAMS
14 Texans 5 at Baltimore 9, 1/15/12 (Div)
10 Texans 5 at New England 5, 1/13/13 (Div)

FEWEST PUNTS, SEASON, BOTH TEAMS
9 2015

FEWEST PUNTS, GAME, BOTH TEAMS
8 Texans 3 vs. Cincinnati 5, 1/5/13 (WC)
8 Texans 5 vs. Cincinnati 3, 1/7/12 (WC)

HIGHEST PUNTING AVERAGE, SEASON
45.6 2015, 5 punts

LOWEST PUNTING AVERAGE, SEASON
38.5 2012, 5 punts

HIGHEST PUNTING AVERAGE, GAME
(MINIMUM 4 PUNTS)
50.2 vs. Cincinnati, 1/7/12 (WC), 5 punts
45.6 vs. Kansas City, 1/9/16 (WC), 5 punts

HIGHEST PUNTING AVERAGE, SEASON, OPPONENT
49.7 2012, 10 punts

HIGHEST PUNTING AVERAGE, GAME, OPPONENT
(MINIMUM 4 PUNTS)
52.8 at New England, 1/13/13 (Div), 5 punts
49.3 at Baltimore, 1/15/12 (Div), 9 punts

LOWEST PUNTING AVERAGE, SEASON, OPPONENT
45.3 2015, 4 punts

LOWEST PUNTING AVERAGE, GAME, OPPONENT (MINIMUM 4 PUNTS)
45.3 vs. Kansas City, 1/9/16 (WC), 4 punts
46.6 vs. Cincinnati, 1/5/13 (WC), 5 punts
49.3 at Baltimore, 1/15/12 (Div), 9 punts

TEAM POSTSEASON RECORDS

PUNT RETURNS

MOST, SEASON

9 2011

MOST, GAME

6 at Baltimore, 1/15/12 (Div)
3 at New England, 1/13/13 (Div)
3 vs. Cincinnati, 1/7/12 (WC)

FEWEST, SEASON

0 2015

FEWEST, GAME

0 vs. Kansas City, 1/9/16 (WC)

MOST YARDS, SEASON

31 2012

MOST YARDS, GAME

17 at New England, 1/13/13 (Div)
14 vs. Cincinnati, 1/5/13 (WC)

FEWEST YARDS, SEASON

0 2015

FEWEST YARDS, GAME

0 vs. Kansas City, 1/9/16 (WC)
4 at Baltimore, 1/15/12 (Div)

HIGHEST AVERAGE, SEASON

6.2 2012 (5-31)

HIGHEST AVERAGE, GAME (MINIMUM 4 RETURNS)

0.7 at Baltimore, 1/15/12 (Div)

LOWEST AVERAGE, SEASON

0 2015 (0-0)

LOWEST AVERAGE, GAME (MINIMUM 4 RETURNS)

0.7 at Baltimore, 1/15/12 (Div)

MOST RETURNS, SEASON, OPPONENT

4 2012, 2015

MOST RETURNS, GAME, OPPONENT

4 vs. Kansas City, 1/9/16 (WC)

FEWEST PUNT RETURNS, SEASON, OPPONENT

3 2011

FEWEST PUNT RETURNS, GAME, OPPONENT

0 at Baltimore, 1/15/12 (Div)
1 at New England, 1/13/13 (Div)

MOST PUNT RETURN YARDS, SEASON, OPPONENT

34 2015

MOST PUNT RETURN YARDS, GAME, OPPONENT

34 vs. Kansas City, 1/9/16 (WC)
20 vs. Cincinnati, 1/7/12 (WC)

FEWEST PUNT RETURN YARDS, SEASON, OPPONENT

12 2012

FEWEST PUNT RETURN YARDS, GAME, OPPONENT

0 at New England, 1/13/13 (Div)
0 at Baltimore, 1/15/12 (Div)

HIGHEST PUNT RETURN AVERAGE, SEASON, OPPONENT

8.5 2015 (4-34)

HIGHEST PUNT RETURN AVERAGE, GAME, OPPONENT (MINIMUM 4 RETURNS)

8.5 vs. Kansas City, 1/9/16 (WC)

LOWEST PUNT RETURN AVERAGE, SEASON, OPPONENT

3.0 2012 (4-12)

LOWEST PUNT RETURN AVERAGE, GAME, OPPONENT (MINIMUM 4 RETURNS)

8.5 vs. Kansas City, 1/9/16 (WC)

MOST TOUCHDOWNS, PUNT RETURNS

None

MOST TOUCHDOWNS, PUNT RETURNS, OPPONENT

None

KICKOFF RETURNS

MOST, SEASON

7 2012

MOST, GAME

5 at New England, 1/13/13 (Div)
4 at Baltimore, 1/15/12 (Div)

FEWEST, SEASON

0 2015

FEWEST, GAME

0 vs. Kansas City, 1/9/16 (WC)
0 vs. Cincinnati, 1/7/12 (WC)

MOST YARDS, SEASON

277 2012

MOST YARDS, GAME

230 at New England, 1/13/13 (Div)
133 at Baltimore, 1/15/12 (Div)

FEWEST YARDS, SEASON

0 2015

FEWEST YARDS, GAME

0 vs. Kansas City, 1/9/16 (WC)
0 vs. Cincinnati, 1/7/12 (WC)

HIGHEST AVERAGE, SEASON

39.6 2012 (7-277)

HIGHEST AVERAGE, GAME (MINIMUM 4 RETURNS)

46.0 at New England, 1/13/13 (Div) (5-230)

LOWEST AVERAGE, SEASON

0.0 2015 (0-0)

LOWEST AVERAGE, GAME (MINIMUM 4 RETURNS)

33.3 at Baltimore, 1/15/12 (Div) (4-133)

MOST RETURNS, SEASON, OPPONENT

10 2012

MOST RETURNS, GAME, OPPONENT

6 vs. Cincinnati, 1/5/13 (WC)
3 at New England, 1/13/13 (Div)

FEWEST RETURNS, SEASON, OPPONENT

1 2015

FEWEST RETURNS, GAME, OPPONENT

1 vs. Kansas City, 1/9/16 (WC)
1 vs. Cincinnati, 1/7/12 (WC)
1 at Baltimore, 1/15/12 (Div)

MOST RETURN YARDS, SEASON, OPPONENT

207 2012

MOST RETURN YARDS, GAME, OPPONENT

156 vs. Cincinnati, 1/5/13 (WC)
106 vs. Kansas City, 1/9/16 (WC)

FEWEST RETURN YARDS, SEASON, OPPONENT

47 2011

FEWEST RETURN YARDS, GAME, OPPONENT

22 vs. Cincinnati, 1/7/12 (WC)
25 at Baltimore, 1/15/12 (Div)

HIGHEST RETURN AVERAGE, SEASON, OPPONENT

106.0 2015 (1-106)

HIGHEST RETURN AVERAGE, GAME, OPPONENT (MINIMUM 4 RETURNS)

26.0 vs. Cincinnati, 1/5/13 (WC) (6-156)

LOWEST RETURN AVERAGE, SEASON, OPPONENT

23.0 2012 (9-207)

LOWEST RETURN AVERAGE, GAME, OPPONENT (MINIMUM 4 RETURNS)

26.0 vs. Cincinnati, 1/5/13 (WC) (6-156)

MOST TOUCHDOWNS, KICKOFF RETURNS, SEASON

None

MOST TOUCHDOWNS, KICKOFF RETURNS, GAME

None

MOST TOUCHDOWNS, KICKOFF RETURNS, SEASON, OPPONENT

1 2015

MOST TOUCHDOWNS, KICKOFF RETURNS, GAME, OPPONENT

1 Knile Davis, 106 yards vs. Kansas City, 1/9/16 (WC)

ALL-TIME POSTSEASON LEADERS

FUMBLES

MOST FUMBLES, SEASON

3 2011

MOST FUMBLES, GAME

3 at Baltimore, 1/15/12 (Div)
2 vs. Kansas City, 1/9/16 (WC)

FEWEST FUMBLES, SEASON

1 2012

FEWEST FUMBLES, GAME

0 vs. Cincinnati, 1/5/13 (WC)
0 vs. Cincinnati, 1/7/12 (WC)

MOST FUMBLES LOST, SEASON

1 2011, 2015

MOST FUMBLES LOST, GAME

1 vs. Kansas City, 1/9/16 (WC)
1 at Baltimore, 1/15/12 (Div)

FEWEST FUMBLES LOST, SEASON

0 2012

FEWEST FUMBLES LOST, GAME

0 Three times, last at New England, 1/13/13 (Div)

MOST TOUCHDOWNS, FUMBLE RECOVERY, SEASON

None

MOST TOUCHDOWNS, FUMBLE RECOVERY, GAME

None

MOST FUMBLES, SEASON, OPPONENT

4 2011

MOST FUMBLES, GAME, OPPONENT

3 at Baltimore, 1/15/12 (Div)
1 vs. Cincinnati, 1/5/13 (WC)
1 vs. Cincinnati, 1/7/12 (WC)

FEWEST FUMBLES, SEASON, OPPONENT

0 2012, 2015

FEWEST FUMBLES, GAME, OPPONENT

0 vs. Kansas City, 1/9/16 (WC)
0 at New England, 1/13/13 (Div)

MOST FUMBLES LOST, SEASON, OPPONENT

None

INTERCEPTIONS

MOST INTERCEPTIONS THROWN, SEASON

4 2015

MOST INTERCEPTIONS THROWN, GAME

4 vs. Kansas City, 1/9/16 (WC)
3 at Baltimore, 1/15/12 (Div)

FEWEST INTERCEPTIONS THROWN, SEASON

2 2012

FEWEST INTERCEPTIONS THROWN, GAME

0 vs. Cincinnati, 1/7/12 (WC)
1 at New England, 1/13/13 (Div)
1 vs. Cincinnati, 1/5/13 (WC)

MOST INTERCEPTIONS THROWN, SEASON, OPPONENT

3 2011

MOST INTERCEPTIONS THROWN, GAME, OPPONENT

3 vs. Cincinnati, 1/7/12 (WC)
1 vs. Kansas City, 1/9/16 (WC)
1 vs. Cincinnati, 1/5/13 (WC)

FEWEST INTERCEPTIONS THROWN, SEASON, OPPONENT

1 2012, 2015

FEWEST INTERCEPTIONS THROWN, GAME, OPPONENT

0 at New England, 1/13/13 (Div)
0 at Baltimore, 1/15/12 (Div)

MOST INTERCEPTION RETURN YARDS, SEASON

28 2011

MOST INTERCEPTION RETURN YARDS, GAME

28 vs. Cincinnati, 1/7/12 (WC)
14 vs. Cincinnati, 1/5/13 (WC)

INTERCEPTIONS RETURNED FOR TOUCHDOWNS, SEASON

1 2011

INTERCEPTIONS RETURNED FOR TOUCHDOWNS, GAME

1 vs. Cincinnati, 1/7/12 (WC)

INTERCEPTIONS RETURNED FOR TOUCHDOWNS, SEASON, OPPONENT

1 2012

INTERCEPTIONS RETURNED FOR TOUCHDOWNS, GAME, OPPONENT

1 vs. Cincinnati, 1/5/13 (WC)

MOST INTERCEPTION RETURN YARDS, SEASON, OPPONENT

35 2015

MOST INTERCEPTION RETURN YARDS, GAME, OPPONENT

35 vs. Kansas City, 1/9/16 (WC)
21 vs. Cincinnati, 1/5/13 (WC)
6 at New England, 1/13/13 (Div)

TOTAL TURNOVERS

MOST GIVEAWAYS, SEASON

5 2015 (4 interceptions, 1 fumble)

FEWEST GIVEAWAYS, SEASON

3 2012 (3 interceptions)

MOST GIVEAWAYS, GAME

5 vs. Kansas City, 1/9/16 (WC) (4 interceptions, 1 fumble)
4 at Baltimore, 1/15/12 (Div) (3 interceptions, 1 fumble)
1 at New England, 1/13/13 (Div) (1 interception)
1 vs. Cincinnati, 1/5/13 (WC) (1 interception)

FEWEST GIVEAWAYS, GAME

0 vs. Cincinnati, 1/7/12 (WC)
1 at New England, 1/13/13 (Div) (1 interception)
1 vs. Cincinnati, 1/5/13 (WC) (1 interception)

MOST TAKEAWAYS, SEASON

3 2011 (3 interceptions)

FEWEST TAKEAWAYS, SEASON

1 2015 (1 interception)
1 2012 (1 interception)

MOST TAKEAWAYS, GAME

3 vs. Cincinnati, 1/7/12 (WC) (3 interceptions)
1 vs. Cincinnati, 1/5/13 (WC) (1 interception)
1 vs. Kansas City, 1/9/16 (WC) (1 interception)

FEWEST TAKEAWAYS, GAME

0 at New England, 1/13/13 (Div)
0 at Baltimore, 1/15/12 (Div)

SACKS

MOST SACKS, SEASON

9 2011

MOST SACKS, GAME

5 at Baltimore, 1/15/12 (Div)
4 vs. Cincinnati, 1/7/12 (WC)

FEWEST SACKS, SEASON

3 2012, 2015

FEWEST SACKS, GAME

1 at New England, 1/13/13 (Div)
2 vs. Cincinnati, 1/5/13 (WC)

MOST SACKS, SEASON, OPPONENT

3 2015

MOST SACKS, GAME, OPPONENT

3 vs. Kansas City, 1/9/16 (WC)
2 vs. Cincinnati, 1/7/12 (WC)

FEWEST SACKS, SEASON, OPPONENT

1 2012

FEWEST SACKS, GAME

0 vs. Cincinnati, 1/5/13 (WC)
0 at Baltimore, 1/15/12 (Div)

TEAM POSTSEASON RECORDS

SAFETIES

SEASON

None

SEASON, OPPONENTS

None

GAME

None

GAME, OPPONENT

None

PENALTIES

MOST PENALTIES, SEASON

10 2012

MOST PENALTIES, GAME

7 vs. Cincinnati, 1/5/13 (WC)

5 vs. Cincinnati, 1/7/12 (WC)

FEWEST PENALTIES, SEASON

4 2015

FEWEST PENALTIES, GAME

3 at New England, 1/13/13 (Div)

3 at Baltimore, 1/15/12 (Div)

MOST YARDS PENALIZED, SEASON

107 2011

MOST YARDS PENALIZED, GAME

87 vs. Cincinnati, 1/7/12 (WC)

55 vs. Cincinnati, 1/5/13 (WC)

FEWEST YARDS PENALIZED, SEASON

29 2015

FEWEST YARDS PENALIZED, GAME

20 at New England, 1/13/13 (Div)

20 at Baltimore, 1/15/12 (Div)

MOST PENALTIES, SEASON, OPPONENT

10 2012

MOST PENALTIES, GAME, OPPONENT

5 at New England, 1/13/13 (Div)

5 vs. Cincinnati, 1/5/13 (WC)

5 vs. Kansas City, 1/9/16 (WC)

FEWEST PENALTIES, SEASON, OPPONENT

3 2011

FEWEST PENALTIES, GAME, OPPONENT

3 vs. Cincinnati, 1/7/12 (WC)

0 at Baltimore, 1/15/12 (Div)

MOST YARDS PENALIZED, SEASON, OPPONENT

107 2012

MOST YARDS PENALIZED, GAME, OPPONENT

56 at New England, 1/13/13 (Div)

52 vs. Kansas City, 1/9/16 (WC)

FEWEST YARDS PENALIZED, SEASON, OPPONENT

25 2011

FEWEST YARDS PENALIZED, GAME, OPPONENT

0 at Baltimore, 1/15/12 (Div)

25 vs. Cincinnati, 1/7/12 (WC)

MOST PENALTIES, SEASON, BOTH TEAMS

20 2012

MOST PENALTIES, GAME, BOTH TEAMS

12 Texans 7 vs. Cincinnati 5, 1/5/13 (WC)

9 Texans 4 vs. Kansas City 5, 1/9/16 (WC)

FEWEST PENALTIES, SEASON, BOTH TEAMS

9 2015

FEWEST PENALTIES, GAME, BOTH TEAMS

3 Texans 3 at Baltimore 0, 1/15/12 (Div)

8 Texans 3 at New England 5, 1/13/13 (Div)

8 Texans 5 vs. Cincinnati 3, 1/7/12 (WC)

MOST YARDS PENALIZED, SEASON, BOTH TEAMS

182 2012

MOST YARDS PENALIZED, GAME, BOTH TEAMS

112 Texans 87 vs. Cincinnati 25, 1/7/12 (WC)

106 Texans 55 vs. Cincinnati 51, 1/5/13 (WC)

FEWEST YARDS PENALIZED, SEASON, BOTH TEAMS

81 2015

FEWEST YARDS PENALIZED, GAME, BOTH TEAMS

20 Texans 20 at Baltimore 0, 1/15/12 (Div)

76 Texans 20 at New England 56, 1/13/13 (Div)

ATTENDANCE

HOME GAMES

71,800 vs. Kansas City, 1/9/16 (WC)

71,738 vs. Cincinnati, 1/5/13 (WC)

71,725 vs. Cincinnati, 1/7/12 (WC)

AWAY GAMES

71,547 at Baltimore, 1/15/12 (Div)

68,756 at New England, 1/13/13 (Div)

ALL-TIME LEADERS

ACTIVE TEXANS IN BOLD ITALICS

RUSHING YARDS

Player	Att	Yds	Avg	Lg	TD
Arian Foster, 2009-15	1,454	6,472	4.5	74t	54
Domanick Williams, 2003-05	770	3,195	4.2	51	23
Ben Tate, 2011-13	421	1,992	4.7	60	10
Steve Slaton, 2008-11	425	1,832	4.3	71t	12
Alfred Blue, 2014-16	452	1,646	3.6	46	5
Ron Dayne, 2006-07	345	1,385	4.0	39	11
David Carr, 2002-06	268	1,235	4.6	36	8
Jonathan Wells, 2002-05	374	1,167	3.1	37	10
Lamar Miller, 2016	268	1,073	4.0	45	5
Jonathan Grimes, 2012-16	139	613	4.4	37	2

RECEIVING YARDS

Player	Rec	Yds	Avg	Lg	TD
Andre Johnson, 2003-14	1,012	13,597	13.4	77t	64
Owen Daniels, 2006-13	385	4,617	12.0	44	29
DeAndre Hopkins, 2013-16	317	4,487	14.2	76t	23
Kevin Walter, 2006-12	326	4,083	12.5	61	24
Arian Foster, 2009-15	249	2,268	9.1	78t	14
Jabar Gaffney, 2002-05	171	2,009	11.7	69	7
Corey Bradford, 2002-05	130	1,992	15.3	81	18
Jacoby Jones, 2007-11	127	1,741	13.7	80t	11
Joel Dreessen, 2007-11	105	1,323	12.6	56t	13
Domanick Williams, 2003-05	154	1,276	8.3	38	5

SCRIMMAGE YARDS (RUSHING & RECEIVING)

Player	Rushing	Receiving	Total
Andre Johnson, 2003-14	54	13,597	13,651
Arian Foster, 2009-15	6,472	2,268	8,740
Owen Daniels, 2006-13	-	4,617	4,617
Domanick Williams, 2003-05	3,195	1,276	4,471
DeAndre Hopkins, 2013-16	-	4,487	4,487
Kevin Walter, 2006-12	82	4,083	4,165
Steve Slaton, 2008-11	1,832	811	2,643
Ben Tate, 2011-13	1,992	287	2,279
Jabar Gaffney, 2002-05	56	2,009	2,065
Corey Bradford, 2002-05	-13	1,992	1,979

PASSING (Min. 500 att.)

Player	Att	Comp	Pct	Yds	TD	INT	Lg	Rtg
Matt Schaub, 2007-13	3,020	1,951	64.6	23,221	124	78	80t	90.9
David Carr, 2002-06	2,070	1,243	60.0	13,391	59	65	81	75.5

PASSING YARDS

Player	Att	Comp	Pct	Yds	TD	INT	Lg	Rtg
Matt Schaub, 2007-13	3,020	1,951	64.6	23,221	124	78	80t	90.9
David Carr, 2002-06	2,070	1,243	60.0	13,391	59	65	81	75.5
Sage Rosenfels, 2006-08	453	297	65.6	3,380	24	23	61	84.3
Brock Osweiler, 2016	510	301	59.0	2,957	15	16	53	72.2
Brian Hoyer, 2015	369	224	60.7	2,606	19	7	49	91.4
Ryan Fitzpatrick, 2014	312	197	63.1	2,483	17	8	76t	95.3
Case Keenum, 2013-14	330	182	55.2	2,195	11	8	66	76.8
T.J. Yates, 2011-13, 2015	223	128	57.4	1,470	6	7	61	73.3
Ryan Mallett, 2014-15	222	119	53.6	1,170	5	6	48	65.0
Tony Banks, 2003-05	129	76	58.9	882	6	5	46t	79.0

SCORING

Player	TD	PAT	FG	2PT	TP
Kris Brown, 2002-09	0	251	172	0	767
Arian Foster, 2009-15	68	0	0	1	410
Andre Johnson, 2003-14	64	0	0	2	388
Neil Rackers, 2010-11	0	82	59	0	259
Randy Bullock, 2013-15	0	69	61	0	252
Nick Novak, 2015-16	0	51	53	0	210
Owen Daniels, 2006-13	29	0	0	0	174
Domanick Williams, 2003-05	28	0	0	0	168
Kevin Walter, 2006-12	25	0	0	0	150
DeAndre Hopkins, 2013-16	23	0	0	1	140

FIELD GOALS

Player	FGM	FGA	Pct.	Lg
Kris Brown, 2002-09	172	223	77.1	57
Randy Bullock, 2013-15	61	76	80.2	55
Neil Rackers, 2010-11	59	68	86.8	57
Nick Novak, 2015-16	53	62	85.5	53

PUNTING AVERAGE (Min. 250 punts)

Player	No	Yds	Avg	In20	Lg	Blk
Shane Lechler, 2013-16	338	15,956	47.2	115	71	1
Matt Turk, 2007-11	254	10,735	42.3	88	62	0
Chad Stanley, 2002-06	437	17,908	41.0	135	62	2

PUNT RETURN YARDS

Player	No	Yds	Avg	Lg	TD
Jacoby Jones, 2007-11	179	1,820	10.2	79t	3
Keshawn Martin, 2012-15	86	766	8.9	87t	1
J.J. Moses, 2003-04	72	553	7.7	40	0
Keith Mumphery, 2015-16	36	280	7.8	20	0
Jermaine Lewis, 2002	36	280	7.8	48	0
Tyler Ervin, 2016	27	261	9.7	57	0
Avion Black, 2002	14	188	13.4	76t	1
Phillip Buchanon, 2005-06	20	180	9.0	45	0
Will Fuller V, 2016	11	165	15.0	67t	1
Trindon Holliday, 2011-12	17	147	8.6	36	0

KICKOFF RETURN YARDS

Player	No	Yds	Avg	Lg	TD
Andre' Davis, 2007-09	108	2,743	25.4	104t	3
J.J. Moses, 2003-04	117	2,658	22.7	70	0
Jerome Mathis, 2005-07	72	2,054	28.5	99t	3
Keshawn Martin, 2012-15	68	1,707	25.1	54	0
Jacoby Jones, 2007-11	64	1,490	23.3	95t	1
Dexter Wynn, 2006-07	52	1,193	22.9	39	0
Jermaine Lewis, 2002	46	961	20.9	45	0
Steve Slaton, 2008-11	39	767	19.7	50	0
Danial Manning, 2011-14	28	659	23.5	46	0
Avion Black, 2002	24	529	22.0	49	0

COMBINED YARDAGE

Player	Total	Rush	Rec.	INT	Ret.	PR/KR	FR
Andre Johnson, 2003-14	13,651	54	13,597	-	-/-	-	-
Arian Foster, 2009-15	8,740	6,472	2,268	-	-/-	-	-
Jacoby Jones, 2007-11	5,091	40	1,741	-	1,820/1,490	-	-
Owen Daniels, 2006-13	4,617	-	4,617	-	-/-	-	-
Domanick Williams, 2003-05	4,585	3,195	1,276	-	24/90	-	-
DeAndre Hopkins, 2013-16	4,487	-	4,487	-	-	-	-
Kevin Walter, 2006-12	4,172	82	4,083	-	0/7	-	-
Andre' Davis, 2007-09	3,598	-	855	-	0/2,743	-	-
Steve Slaton, 2008-11	3,410	1,832	811	-	0/767	-	-
J.J. Moses, 2003-04	3,211	-	-	-	553/2,658	-	-

INTERCEPTIONS

Player	No	Yds	Avg	Lg	TD
Kareem Jackson, 2010-16	13	310	23.8	65	3
Dunta Robinson, 2004-09	13	162	12.5	61	1
Johnathan Joseph, 2011-16	12	279	23.3	60t	2
Marcus Coleman, 2002-05	11	217	19.7	102t	1
Aaron Glenn, 2002-04	11	221	20.1	70t	2
Quintin Demps, 2010-16	9	101	11.2	42	0
Brian Cushing, 2009-16	8	50	6.3	20	1
Jason Allen, 2010-11	7	35	5.0	34	0
A.J. Bouye, 2013-16	6	129	21.5	67	1
Andre Hal, 2014-16	6	90	15.0	31t	1

TACKLES - Based on official NFL statistics

Player	Solo	Assist	Total
Brian Cushing, 2009-16	416	232	648
DeMeco Ryans, 2006-11	479	157	636
Jamie Sharper, 2002-04	300	142	442
Kareem Jackson, 2010-16	341	55	396
Dunta Robinson, 2004-09	332	64	396
Morlon Greenwood, 2005-08	289	96	385
J.J. Watt, 2011-16	300	79	379
Jay Foreman, 2002-04	255	97	352
Johnathan Joseph, 2011-16	292	34	326
Glover Quin, 2009-12	248	62	310

SACKS

Player	Sacks	Yards
J.J. Watt, 2011-16	76.0	519.0
Mario Williams, 2006-11	53.0	320.5
Whitney Mercilus, 2012-16	37.5	199.5
Antonio Smith, 2009-13, 2016	27.5	182.0
Connor Barwin, 2009-12	19.0	136.5
Kailee Wong, 2002-06	15.0	68.5
Brooks Reed, 2011-14	14.5	83.5
Jason Babin, 2004-06	13.0	85.0
Brian Cushing, 2009-16	12.0	76.0
Jamie Sharper, 2002-04	11.5	63.5

YEAR-BY-YEAR LEADERS

RUSHING YARDS

Year	Player	Att	Yds	Avg	Long	TD
2002	Jonathan Wells	197	529	2.7	37	3
2003	Domanick Williams	238	1,031	4.3	51	8
2004	Domanick Williams	302	1,188	3.9	44	13
2005	Domanick Williams	230	976	4.2	44	2
2006	Ron Dayne	151	612	4.1	19	5
2007	Ron Dayne	194	773	4.0	39	6
2008	Steve Slaton	268	1,282	4.8	71t	9
2009	Steve Slaton	131	437	3.3	32t	3
2010	Arian Foster	327	1,616	4.9	74t	16
2011	Arian Foster	278	1,224	4.4	43	10
2012	Arian Foster	351	1,424	4.1	46	15
2013	Ben Tate	181	771	4.3	60	4
2014	Arian Foster	260	1,246	4.8	51	8
2015	Alfred Blue	183	698	3.8	41	2
2016	Lamar Miller	268	1,073	4.0	45	5

RECEIVING YARDS

Year	Player	Rec	Yds	Avg	Long	TD
2002	Corey Bradford	45	697	15.5	81	6
2003	Andre Johnson	66	976	14.8	46t	4
2004	Andre Johnson	79	1,142	14.5	54t	6
2005	Andre Johnson	63	688	10.9	53t	2
2006	Andre Johnson	103	1,147	11.1	53	5
2007	Andre Johnson	60	581	14.2	77t	8
2008	Andre Johnson	115	1,575	13.7	65	8
2009	Andre Johnson	101	1,569	15.5	72t	9
2010	Andre Johnson	86	1,216	14.1	60	8
2011	Owen Daniels	54	677	12.5	34	3
2012	Andre Johnson	112	1,598	14.3	60t	4
2013	Andre Johnson	109	1,407	12.9	62t	5
2014	DeAndre Hopkins	76	1,210	15.9	76t	6
2015	DeAndre Hopkins	111	1,521	13.7	61t	11
2016	DeAndre Hopkins	78	954	12.2	51	4

RECEPTIONS

Year	Player	Rec	Yds	Avg	Long	TD
2002	Billy Miller	51	613	12.0	42	3
2003	Andre Johnson	66	976	14.8	46t	4
2004	Andre Johnson	79	1,142	14.5	54t	6
2005	Andre Johnson	63	688	10.9	53t	2
2006	Andre Johnson	103	1,147	11.1	53	5
2007	Kevin Walter	65	800	12.3	46	4
2008	Andre Johnson	115	1,575	13.7	65	8
2009	Andre Johnson	101	1,569	15.5	72t	9
2010	Andre Johnson	86	1,216	14.1	60	8
2011	Owen Daniels	54	677	12.5	34	3
2012	Andre Johnson	112	1,598	14.3	60t	4
2013	Andre Johnson	109	1,407	12.9	62t	5
2014	Andre Johnson	85	936	11.0	35	3
2015	DeAndre Hopkins	111	1,521	13.7	61t	11
2016	DeAndre Hopkins	78	954	12.2	51	4

SCRIMMAGE YARDS (RUSHING & RECEIVING)

Year	Player	Rushing	Receiving	Total
2002	James Allen	519	302	821
2003	Domanick Williams	1,031	351	1,382
2004	Domanick Williams	1,188	588	1,776
2005	Domanick Williams	976	337	1,313
2006	Andre Johnson	14	1,147	1,161
2007	Ron Dayne	773	112	885
2008	Steve Slaton	1,282	377	1,659
2009	Andre Johnson	10	1,569	1,579
2010	Arian Foster	1,616	604	2,220
2011	Arian Foster	1,224	617	1,841
2012	Arian Foster	1,424	217	1,641
2013	Andre Johnson	0	1,407	1,407
2014	Arian Foster	1,246	327	1,573
2015	DeAndre Hopkins	0	1,521	1,521
2016	Lamar Miller	1,073	188	1,261

PASSING YARDS

Year	Player	A	C	Pct	Yds	TD	Int	Lg	Rtg
2002	David Carr	444	233	52.5	2,592	9	15	81	62.8
2003	David Carr	295	167	56.6	2,013	9	13	78t	69.5
2004	David Carr	466	285	61.2	3,531	16	14	69	83.5
2005	David Carr	423	256	60.5	2,488	14	11	53t	77.2
2006	David Carr	442	302	68.3	2,767	11	12	53	82.1
2007	Matt Schaub	289	192	66.4	2,241	9	9	77t	87.2
2008	Matt Schaub	380	251	66.1	3,043	15	10	65	92.7
2009	Matt Schaub	583	396	67.9	4,770	29	15	72t	98.6
2010	Matt Schaub	574	365	63.6	4,370	24	12	60	92.0
2011	Matt Schaub	292	178	61.0	2,479	15	6	80t	96.8
2012	Matt Schaub	544	350	64.3	4,008	22	12	60t	90.7
2013	Matt Schaub	358	219	61.2	2,310	10	14	46	73.0
2014	Ryan Fitzpatrick	312	197	63.1	2,483	17	8	76t	95.3
2015	Brian Hoyer	369	224	60.7	2,606	19	7	49	91.4
2016	Brock Osweiler	510	301	59.0	2,957	15	16	53	72.2

SCORING

Year	Player	TD	PAT	2PT	FG	TP
2002	Kris Brown	-	20/20	-	17/24	71
2003	Kris Brown	-	27/27	-	18/22	81
2004	Kris Brown	-	34/34	-	17/24	85
2005	Kris Brown	-	24/24	-	26/34	102
2006	Kris Brown	-	26/27	-	19/25	83
2007	Kris Brown	-	40/40	-	25/29	115
2008	Kris Brown	-	37/37	-	29/33	124
2009	Kris Brown	-	43/44	-	21/32	106
2010	Neil Rackers	-	43/43	-	27/30	124
2011	Neil Rackers	-	39/40	-	32/38	135
2012	Shayne Graham	-	45/45	-	31/38	138
2013	Randy Bullock	-	26/26	-	26/35	104
2014	Randy Bullock	-	40/40	-	30/35	130
2015	Nick Novak	-	29/31	-	18/21	83
2016	Nick Novak	-	22/25	-	35/41	127

FIELD GOALS

Year	Player	FGA	FGM	Pct	Long
2002	Kris Brown	24	17	70.8	51
2003	Kris Brown	22	18	81.8	50
2004	Kris Brown	24	17	70.8	50
2005	Kris Brown	34	26	76.5	53
2006	Kris Brown	25	19	76.0	49
2007	Kris Brown	29	25	86.2	57
2008	Kris Brown	33	29	87.9	53
2009	Kris Brown	32	21	65.6	56
2010	Neil Rackers	30	27	90.0	57
2011	Neil Rackers	38	32	84.2	54
2012	Shayne Graham	38	31	81.6	51
2013	Randy Bullock	35	26	74.3	51
2014	Randy Bullock	35	30	85.7	55
2015	Nick Novak	21	18	85.7	51
2016	Nick Novak	41	35	85.4	53

PUNTING AVERAGE

Year	Player	No	Yds	Avg	Long	Blk
2002	Chad Stanley	114	4,720	41.4	62	2
2003	Chad Stanley	97	4,028	41.5	58	0
2004	Chad Stanley	73	3,009	41.2	57	0
2005	Chad Stanley	77	2,990	38.8	61	0
2006	Chad Stanley	76	3,161	41.6	62	0
2007	Matt Turk	55	2,296	41.7	59	0
2008	Matt Turk	53	2,240	42.3	59	0
2009	Matt Turk	67	2,866	42.8	62	0
2010	Matt Turk	63	2,650	42.1	60	0
2011	Brett Hartmann	58	2,573	44.4	69	0
2012	Donnie Jones	88	4,150	47.2	66	0
2013	Shane Lechler	88	4,189	47.6	65	0
2014	Shane Lechler	83	3,845	46.3	71	1
2015	Shane Lechler	95	4,497	47.3	64	0
2016	Shane Lechler	72	3,423	47.5	62	0

PUNT RETURNS

Year	Player	No	Yds	Avg	Long	TD
2002	Jermaine Lewis	36	280	7.8	48	0
2003	J.J. Moses	36	244	6.8	40	0
2004	J.J. Moses	36	309	8.6	27	0
2005	Phillip Buchanon	12	101	8.4	37	0
2006	Dexter Wynn	12	139	11.6	58	0
2007	Jacoby Jones	30	286	9.5	74	0
2008	Jacoby Jones	32	386	12.1	73t	2
2009	Jacoby Jones	39	426	10.9	62	0
2010	Jacoby Jones	29	204	7.0	39	0
2011	Jacoby Jones	49	518	10.6	79t	1
2012	Keshawn Martin	22	267	12.1	71	0
2013	Keshawn Martin	39	345	8.8	87t	1
2014	Keshawn Martin	25	154	6.2	21	0
2015	Keith Humphrey	36	280	7.8	20	0
2016	Tyler Ervin	27	261	9.7	57	0

KICKOFF RETURNS

Year	Player	No	Yds	Avg	Long	TD
2002	Jermaine Lewis	46	961	20.9	45	0
2003	J.J. Moses	58	1,355	23.4	70	0
2004	J.J. Moses	59	1,303	22.1	49	0
2005	Jerome Mathis	54	1,542	28.6	99t	2
2006	Dexter Wynn	30	670	22.3	38	0
2007	André Davis	32	968	30.3	104t	3
2008	André Davis	43	993	23.1	50	0
2009	André Davis	33	782	23.7	63	0
2010	Steve Slaton	39	767	19.7	50	0
2011	Daniel Manning	13	356	27.4	46	0
2012	Keshawn Martin	31	741	23.9	54	0
2013	Keshawn Martin	36	947	26.3	50	0
2014	Daniel Manning	13	267	20.5	41	0
2015	Keith Humphrey	14	338	24.1	41	0
2016	Tyler Ervin	14	263	18.8	33	0

INTERCEPTIONS

Year	Player	No	Yds	Avg	Long	TD
2002	Aaron Glenn	5	181	36.2	70t	2
2003	Marcus Coleman	7	95	13.6	41	0
2004	Dunta Robinson	6	146	24.3	61	0
2005	Glenn Earl	2	2	1.0	2	0
2006	Dunta Robinson	2	9	4.5	9	1
	DeMarcus Faggins	2	0	0.0	0	0
2007	Fred Bennet	3	47	15.7	33	0
2008	Jacques Reeves	4	108	27.0	44t	1
2009	Bernard Pollard	4	121	30.3	70t	1
	Brian Cushing	4	26	6.5	20	0
2010	Troy Nolan	3	35	11.7	20	0
	Glover Quin	3	12	4.0	10	0
	Jason Allen	3	1	0.3	1	0
2011	Johnathan Joseph	4	40	10.0	29	0
	Jason Allen	4	34	8.5	34	0
2012	Kareem Jackson	4	71	17.8	63t	1
2013	Johnathan Joseph	3	64	21.3	32	0
2014	A.J. Bouye	3	120	40.0	67	1
	Kareem Jackson	3	97	32.3	65	0
	Jumal Rolle	3	25	8.3	13	0
2015	Andre Hal	4	54	13.5	31t	1
2016	Quintin Demps	6	54	9.0	19	0

TOTAL TACKLES

Year	Player, Pos.	Solo	Assist	Total
2002	Jay Foreman, LB	110	83	193
2003	Jamie Sharper, LB	117	78	195
2004	Jamie Sharper, LB	113	64	177
2005	Morlon Greenwood, LB	87	57	144
2006	DeMeco Ryans, LB	126	30	156
2007	DeMeco Ryans, LB	98	29	127
2008	DeMeco Ryans, LB	86	26	126
2009	Brian Cushing, LB	86	47	133
2010	Bernard Pollard, SS	82	30	112
2011	Brian Cushing, LB	76	38	114
2012	J.J. Watt, DE	85	22	107
2013	Darryl Sharpton, ILB	69	58	127
2014	Kendrick Lewis, S	52	32	84
2015	Brian Cushing, ILB	63	47	110
2016	Benardrick McKinney, ILB	79	50	129

Note: Total tackles were determined by coaches review from 2002-05 and from 2011-13. From 2006-10 and 2014, total tackles were determined by press box review.

SACKS

Year	Player, Pos.	Sacks	Yards
2002	Jeff Posey, LB	8.0	77.0
2003	Jamie Sharper, LB	4.0	19.0
2004	Kailee Wong, LB	5.5	29.0
2005	Shantee Orr, LB	7.0	40.0
2006	Jason Babin, LB	5.5	39.0
2007	Mario Williams, DE	14.0	82.5
2008	Mario Williams, DE	12.0	82.0
2009	Mario Williams, DE	9.0	52.0
2010	Mario Williams, DE	8.5	54.5
2011	Connor Barwin, OLB	11.5	78.5
2012	J.J. Watt, DE	20.5	138.5
2013	J.J. Watt, DE	10.5	70.5
2014	J.J. Watt, DE	20.5	140.0
2015	J.J. Watt, DE	17.5	118.0
2016	Whitney Mercilus, OLB	7.5	56.5

SPECIAL TEAMS TACKLES

Year	Player, Pos.	Solo	Assist	Total
2002	Jason Bell, CB	14	2	16
2003	Ramon Walker, SS	13	4	17
2004	Antwan Peek, LB	10	8	18
2005	Ramon Walker, SS	12	6	18
2006	Troy Evans, LB	11	2	13
2007	Jameel Cook, FB	12	1	13
2008	Kevin Bentley, LB	16	7	23
2009	Kevin Bentley, LB	9	11	20
2010	James Casey, TE	10	7	17
2011	Tim Dobbins, ILB	9	0	9
2012	Bryan Braman, OLB	14	2	16
2013	Justin Tuggle, ILB	10	1	11
2014	Jeff Tarpinian, ILB	7	5	12
2015	Brian Peters, ILB	11	6	17
2016	Don Jones, DB	9	2	11

INDIVIDUAL RECORDS

INDIVIDUAL TOTAL OFFENSE

YARDS FROM SCRIMMAGE (Rushing, Receiving)

CAREER

13,651 Andre Johnson, 2003-14
8,740 Arian Foster, 2009-15
4,617 Owen Daniels, 2006-13
4,487 DeAndre Hopkins, 2013-16
4,471 Domanick Williams#, 2003-05

SEASON

2,220 Arian Foster, 2010
1,841 Arian Foster, 2011
1,776 Domanick Williams#, 2004
1,649 Steve Slaton, 2008
1,641 Arian Foster, 2012

SEASON, ROOKIE

1,659 Steve Slaton, 2008
1,382 Domanick Williams#, 2003
966 Andre Johnson, 2003

GAME

273 Andre Johnson vs. Jacksonville, 11/18/12
238 DeAndre Hopkins vs. Tennessee, 11/30/14
Arian Foster vs. Indianapolis, 9/12/10
234 Arian Foster at Tennessee, 10/23/11
229 Andre Johnson vs. Indianapolis, 11/3/13
218 Arian Foster vs. Tennessee, 11/28/10
207 Andre Johnson vs. Tennessee, 12/14/08

GAME, OPPONENT

284 Chris Johnson at Tennessee, 9/20/09
265 Lee Evans vs. Buffalo, 11/19/06
236 Justin Blackmon vs. Jacksonville, 11/18/12
Lamar Miller at Miami, 10/25/15
223 T.Y. Hilton vs. Indianapolis, 10/9/14
217 Larry Johnson vs. Kansas City, 11/20/05

COMBINED NET YARDS GAINED (Rushing, Receiving, Returns)

MOST SEASONS LEADING TEAM

4 Arian Foster, 2010-12, 2014
3 Domanick Williams#, 2003-05
2 Andre Johnson, 2009, 2013
Ron Dayne, 2006-07

MOST CONSECUTIVE SEASONS LEADING TEAM

3 Arian Foster, 2010-12
Domanick Williams#, 2003-05
2 Ron Dayne, 2006-07

CAREER

13,651 Andre Johnson, 2003-14
8,740 Arian Foster, 2009-15
5,004 Jacoby Jones, 2007-11
4,617 Owen Daniels, 2006-13
4,585 Domanick Williams#, 2003-05

SEASON

2,220 Arian Foster, 2010
1,841 Arian Foster, 2011
1,776 Domanick Williams#, 2004
1,675 Jerome Mathis, 2005

SEASON, ROOKIE

1,675 Jerome Mathis, 2005
1,659 Steve Slaton, 2008
1,443 Domanick Williams#, 2003
966 Andre Johnson, 2003

GAME

273 Andre Johnson vs. Jacksonville, 11/18/12
266 Jerome Mathis vs. Kansas City, 11/20/05
266 Jerome Mathis vs. Indianapolis, 10/23/05

GAME, OPPONENT

284 Chris Johnson at Tennessee, 9/20/09
265 Lee Evans vs. Buffalo, 11/19/06
236 Justin Blackmon vs. Jacksonville, 11/18/12
Lamar Miller at Miami, 10/25/15

COMBINED ATTEMPTS (Rushing, Receiving, Returns)

CAREER

1,703 Arian Foster, 2009-15
1,035 Andre Johnson, 2003-14
931 Domanick Williams#, 2003-05
562 Steve Slaton, 2008-11

SEASON

393 Arian Foster, 2010
391 Arian Foster, 2012
370 Domanick Williams#, 2004
331 Arian Foster, 2011
318 Steve Slaton, 2008

GAME

39 Arian Foster vs. Tennessee, 11/28/10
38 Domanick Williams# at Indianapolis, 11/14/04
36 Alfred Blue at Cleveland, 11/16/14
Domanick Williams# at Detroit, 9/19/04
Domanick Williams# vs. N.Y. Jets, 10/19/03

GAME, OPPONENT

43 Rudi Johnson at Cincinnati, 11/9/03
36 Larry Johnson vs. Kansas City, 11/20/05
34 Thomas Jones at Tampa Bay, 12/14/03
34 Rashad Jennings at N.Y. Giants, 9/21/14

- Domanick Williams known as Domanick Davis prior to 2006.

INDIVIDUAL RUSHING

RUSHING ATTEMPTS

MOST SEASONS LEADING TEAM

4 Arian Foster, 2010-12, 14
3 Domanick Williams#, 2003-05
2 Steve Slaton, 2008-09
Ron Dayne, 2006-07

MOST CONSECUTIVE SEASONS LEADING TEAM

3 Arian Foster, 2010-12
3 Domanick Williams#, 2003-05
2 Steve Slaton, 2008-09
2 Ron Dayne, 2006-07

CAREER

1,454 Arian Foster, 2009-15
770 Domanick Williams#, 2003-05
425 Steve Slaton, 2008-11

SEASON

351 Arian Foster, 2012
327 Arian Foster, 2010
302 Domanick Williams#, 2004
278 Arian Foster, 2011

SEASON, ROOKIE

268 Steve Slaton, 2008
238 Domanick Williams#, 2003
197 Jonathan Wells, 2002

GAME

36 Alfred Blue at Cleveland, 11/16/14
33 Arian Foster vs. Jacksonville, 10/30/11
33 Arian Foster vs. Indianapolis, 9/12/10

GAME, ROOKIE

36 Alfred Blue at Cleveland, 11/16/14
27 Domanick Williams# vs. N.Y. Jets, 10/19/03
26 Domanick Williams# at Buffalo, 11/16/03
Steve Slaton at Green Bay, 12/7/08

GAME, OPPONENT

43 Rudi Johnson, vs. Cincinnati, 11/9/03
36 Larry Johnson, vs. Kansas City, 11/20/05
34 Thomas Jones, at Tampa Bay, 12/14/03
Rashad Jennings at N.Y. Giants, 9/21/14

RUSHING YARDS GAINED

MOST SEASONS LEADING TEAM

4 Arian Foster, 2010-12, 14
3 Domanick Williams#, 2003-05
2 Steve Slaton, 2008-09
Ron Dayne, 2006-07

MOST CONSECUTIVE SEASONS LEADING TEAM

3 Arian Foster, 2010-12
Domanick Williams#, 2003-05
2 Steve Slaton, 2008-09
Ron Dayne, 2006-07

CAREER

6,472 Arian Foster, 2009-15
3,195 Domanick Williams#, 2003-05
1,992 Ben Tate, 2011-13

SEASONS, 1,000 OR MORE YARDS RUSHING

4 Arian Foster, 2010-12, 14
2 Domanick Williams#, 2003-04
1 Steve Slaton, 2008
Lamar Miller, 2016

CONSECUTIVE SEASONS, 1,000 OR MORE YARDS RUSHING

3 Arian Foster, 2010-12
2 Domanick Williams#, 2003-04

SEASON

1,616 Arian Foster, 2010
1,424 Arian Foster, 2012
1,282 Steve Slaton, 2008
1,246 Arian Foster, 2014
1,224 Arian Foster, 2011
1,188 Domanick Williams#, 2004
1,031 Domanick Williams#, 2003

SEASON, ROOKIE

1,282 Steve Slaton, 2008
1,031 Domanick Williams#, 2003
529 Jonathan Wells, 2002
528 Alfred Blue, 2014

GAME

231 Arian Foster vs. Indianapolis, 9/12/10
180 Arian Foster vs. Jacksonville, 1/2/11
165 Arian Foster vs. Indianapolis, 12/16/12
158 Arian Foster at Indianapolis, 12/22/11
Domanick Williams# at Jacksonville, 12/26/04

GAME, OPPONENT

211 Larry Johnson vs. Kansas City, 11/20/05
197 Chris Johnson at Tennessee, 9/20/09
182 Rudi Johnson at Cincinnati, 11/9/03

GAME, ROOKIE

156 Alfred Blue at Cleveland, 11/16/14
Steve Slaton at Indianapolis, 11/16/08
129 Domanick Williams# vs. N.Y. Jets, 10/19/03

GAMES, 100 OR MORE YARDS RUSHING

32 Arian Foster, 2009-15
11 Domanick Williams#, 2003-05
6 Ben Tate, 2011-13
5 Steve Slaton, 2008-09

INDIVIDUAL RECORDS

INDIVIDUAL RUSHING (CONT.)

CONSECUTIVE GAMES, 100 OR MORE YARDS

- 4 Arian Foster, 10/5/14-10/26/14
- 3 Arian Foster, 10/23/11-11/6/11
- Steve Slaton, 12/1/08-12/14/08

LONGEST RUN FROM SCRIMMAGE

- 81t Justin Forsett at Detroit, 11/22/12
- 74t Arian Foster at Oakland, 10/3/10
- 71t Steve Slaton at Indianapolis, 11/16/08
- 60 Ben Tate vs. Tennessee, 9/15/13
- 56 Arian Foster vs. Jacksonville, 1/2/11

LONGEST RUN FROM SCRIMMAGE, OPPONENT

- 91t Chris Johnson at Tennessee, 9/20/09
- 85t Lamar Miller at Miami, 10/25/15
- 80t Rashad Jennings vs. Oakland, 11/17/13
- 76 Fred Taylor at Jacksonville, 10/14/07

RUSHING AVERAGE GAIN

CAREER (750 ATTEMPTS)

- 4.54 Arian Foster, 2009-15
- 4.15 Domanick Williams#, 2003-05

SEASON (100 ATTEMPTS)

- 5.38 Ben Tate, 2011 (175-942)
- 4.94 Arian Foster, 2010 (327-1,616)
- 4.79 Arian Foster, 2014 (260-1,246)
- 4.78 Steve Slaton, 2008 (268-1,282)
- 4.48 Arian Foster, 2013 (121-542)

GAME (10 ATTEMPTS)

- 11.14 Steve Slaton at Indianapolis, 11/16/08 (14-156)
- 9.58 Ben Tate vs. Cleveland, 11/6/11 (12-115)
- 8.60 Darius Walker vs. Jacksonville, 12/30/07 (10-86)
- 8.06 Domanick Williams# vs. Tennessee, 11/28/04 (16-129)
- 7.82 Arian Foster at Oakland, 10/3/10 (17-133)

GAME, OPPONENT (10 ATTEMPTS)

- 12.50 Lamar Miller at Miami, 10/25/15 (14-175)
- 12.31 Chris Johnson at Tennessee, 9/20/09 (16-197)
- 10.42 Maurice Jones-Drew at Jacksonville, 10/14/07 (12-125)
- 8.36 Amos Zereoue vs. Oakland, 10/3/04 (14-117)

RUSHING TOUCHDOWNS

SEASONS LEADING TEAM

- 4 Arian Foster, 2010-12, 14
- 2 Jonathan Wells, 2002, 2005
- Domanick Williams#, 2003-04
- Ron Dayne, 2006-07

CONSECUTIVE SEASONS LEADING TEAM

- 3 Arian Foster, 2010-12
- 2 Domanick Williams#, 2003-04
- Ron Dayne, 2006-07

CAREER

- 54 Arian Foster, 2009-15
- 23 Domanick Williams#, 2003-05
- 12 Steve Slaton, 2008-10

SEASON

- 16 Arian Foster, 2010
- 15 Arian Foster, 2012
- 13 Domanick Williams#, 2004
- 10 Arian Foster, 2011
- 9 Steve Slaton, 2008

GAME

- 3 Ben Tate vs. New England, 12/1/13
- 3 Arian Foster vs. Indianapolis, 9/12/10
- 3 Ryan Moats at Buffalo, 11/1/09

GAME, ROOKIE

- 2 6 times, last by Steve Slaton vs. Jacksonville, 12/01/08

GAME, OPPONENT

- 4 Shaun Alexander at Seattle, 10/16/05
- 3 Devonta Freeman at Atlanta, 10/4/15
- Maurice Jones-Drew vs. Jacksonville, 9/27/09
- Willie Parker vs. Pittsburgh, 9/7/08
- LaBrandon Toefield vs. Jacksonville, 12/24/05

CONSECUTIVE GAMES WITH A RUSHING TOUCHDOWN

- 6 Arian Foster, 10/23/11 - 12/4/11
- Domanick Williams#, 11/28/04 - 1/2/05
- 5 Arian Foster, 9/30/12 - 11/4/12
- Arian Foster, 10/17/10 - 11/21/10
- 4 Arian Foster, 12/18/11- 9/16/12

- Domanick Williams known as Domanick Davis prior to 2006.

INDIVIDUAL PASSING

SEASONS LEADING TEAM

- 7 Matt Schaub, 2007-13
- 5 David Carr, 2002-06
- 1 Brian Hoyer, 2015

CONSECUTIVE SEASONS LEADING TEAM

- 7 Matt Schaub, 2007-13
- 5 David Carr, 2002-06

PASSER RATING

CAREER (1,500 ATTEMPTS)

- 90.9 Matt Schaub, 2007-13
- 75.5 David Carr, 2002-06

SEASON (224 ATTEMPTS)

- 98.6 Matt Schaub, 2009
- 96.8 Matt Schaub, 2011
- 95.3 Ryan Fitzpatrick, 2014
- 92.7 Matt Schaub, 2008
- 92.0 Matt Schaub, 2010

SEASON, ROOKIE (224 ATTEMPTS)

- 62.8 David Carr, 2002

GAME (20 ATTEMPTS)

- 147.7 Matt Schaub at Tennessee, 10/23/11
- 147.5 Ryan Fitzpatrick vs. Tennessee, 11/30/14
- 144.0 Matt Schaub vs. Cincinnati, 10/26/08
- 140.2 David Carr at Indianapolis, 9/17/06
- 129.7 Matt Schaub vs. Jacksonville, 1/2/11

GAME, OPPONENT (20 ATTEMPTS)

- 146.8 Steve McNair at Tennessee, 10/12/03
- 146.8 Jon Kitna vs. Cincinnati, 11/3/02
- 139.8 Ben Roethlisberger vs. Pittsburgh, 9/18/05
- 137.8 Jake Plummer at Denver, 11/7/04
- 137.2 Philip Rivers vs. San Diego, 11/7/10

PASSING ATTEMPTS

SEASONS LEADING TEAM

- 7 Matt Schaub, 2007-13
- 5 David Carr, 2002-06
- 1 Brian Hoyer, 2015

CONSECUTIVE SEASONS LEADING TEAM

- 7 Matt Schaub, 2007-13
- 5 David Carr, 2002-06

CAREER

- 3,020 Matt Schaub, 2007-13
- 2,070 David Carr, 2002-06
- 453 Sage Rosenfels, 2006-08

SEASON

- 583 Matt Schaub, 2009
- 574 Matt Schaub, 2010
- 544 Matt Schaub, 2012
- 466 David Carr, 2004

SEASON, ROOKIE

- 444 David Carr, 2002
- 134 T.J. Yates, 2011
- 40 Dave Ragone, 2003

GAME

- 62 Matt Schaub vs. Baltimore, 12/13/10
- 58 Ryan Mallett at Carolina, 9/20/15
- 55 Matt Schaub vs. Jacksonville, 11/18/12
- 54 Matt Schaub at Tennessee, 12/19/10
- David Carr at N.Y. Jets, 11/26/06
- 52 Matt Schaub at Washington, 9/19/10
- 50 Matt Schaub at Arizona, 10/11/09

GAME, OPPONENT

- 61 Matthew Stafford at Detroit, 11/22/12
- 57 Peyton Manning vs. Indianapolis, 9/12/10
- Tommy Maddox at Pittsburgh, 12/8/02
- 55 Chad Henne at Miami, 12/27/09
- 53 Blake Bortles at Jacksonville, 10/18/15
- 52 Peyton Manning at Denver, 9/23/12
- 51 Peyton Manning vs. Denver, 12/22/13

PASS COMPLETIONS

SEASONS LEADING TEAM

- 7 Matt Schaub, 2007-13
- 5 David Carr, 2002-06
- 1 Brian Hoyer, 2015

CONSECUTIVE SEASONS LEADING TEAM

- 7 Matt Schaub, 2007-13
- 5 David Carr, 2002-06

CAREER

- 1,951 Matt Schaub, 2007-13
- 1,243 David Carr, 2002-06
- 297 Sage Rosenfels, 2006-08

SEASON

- 396 Matt Schaub, 2009
- 365 Matt Schaub, 2010
- 350 Matt Schaub, 2012

SEASON, ROOKIE

- 233 David Carr, 2002
- 82 T.J. Yates, 2011
- 20 Dave Ragone, 2003

GAME

- 43 Matt Schaub vs. Jacksonville, 11/18/12
- 39 David Carr at N.Y. Jets, 11/26/06
- 38 Matt Schaub at Washington, 9/19/10
- 35 Matt Schaub at Tennessee, 12/19/10
- Matt Schaub at Arizona, 10/11/09

GAME, OPPONENT

- 40 Peyton Manning vs. Indianapolis, 9/12/10
- 36 Daunte Culpepper vs. Minnesota, 10/10/04
- 34 Peyton Manning at Indianapolis, 11/8/09
- 33 Drew Brees vs. New Orleans, 11/18/07
- Brett Favre vs. Green Bay 11/21/04

CONSECUTIVE COMPLETIONS

- *22 David Carr vs. Buffalo, 11/19/06
- 17 Matt Schaub vs. Jacksonville, 11/18/12
- 16 Matt Schaub vs. Indianapolis (14), 9/23/07; at Atlanta (2), 9/30/07
- 13 David Carr at Indianapolis (9), 9/17/06; vs. Washington (4), 9/24/06
- Ryan Fitzpatrick vs. Washington (5), 9/7/14; at Oakland (8), 9/14/14

CONSECUTIVE COMPLETIONS, OPPONENT

- *22 Mark Brunell vs. Washington, 9/24/06

*Tied NFL record

INDIVIDUAL RECORDS

INDIVIDUAL PASSING (CONT.)

PASSING COMPLETION PERCENTAGE

SEASONS LEADING TEAM

- 6 Matt Schaub, 2007, 2009-13
- 5 David Carr, 2002-06
- 1 Brian Hoyer, 2015
- 1 Sage Rosenfels, 2008
- 1 Ryan Fitzpatrick, 2014

CONSECUTIVE SEASONS LEADING TEAM

- 5 Matt Schaub, 2009-13
- 5 David Carr, 2002-06

CAREER (1,500 ATTEMPTS)

- 64.6 Matt Schaub, 2007-13
- 60.0 David Carr, 2002-06

SEASON (224 ATTEMPTS)

- 68.3 David Carr, 2006
- 67.9 Matt Schaub, 2009
- 66.4 Matt Schaub, 2007
- 66.1 Matt Schaub, 2008
- 64.3 Matt Schaub, 2012

GAME (20 ATTEMPTS)

- 85.7 Matt Schaub vs. Cincinnati, 10/26/08
- 84.6 David Carr at Indianapolis, 9/17/06
- 83.9 Matt Schaub vs. Detroit, 10/19/08
- 83.3 David Carr vs. Buffalo, 11/19/06
- 81.8 Matt Schaub vs. Indianapolis, 9/23/07
- 81.8 Matt Schaub vs. Jacksonville, 1/2/11

PASSING YARDS GAINED

SEASONS LEADING TEAM

- 7 Matt Schaub, 2007-13
- 5 David Carr, 2002-06
- 1 Brian Hoyer, 2015
- 1 Ryan Fitzpatrick, 2014

CONSECUTIVE SEASONS LEADING TEAM

- 7 Matt Schaub, 2007-13
- 5 David Carr, 2002-06

CAREER

- 23,221 Matt Schaub, 2007-13
- 13,391 David Carr, 2002-06
- 3,380 Sage Rosenfels, 2006-08

SEASONS, 4,000 OR MORE YARDS PASSING

- 3 Matt Schaub, 2009-10, 12

SEASONS, 3,000 OR MORE YARDS PASSING

- 4 Matt Schaub, 2008-12
- 1 David Carr, 2004

SEASON

- 4,770 Matt Schaub, 2009
- 4,370 Matt Schaub, 2010
- 4,008 Matt Schaub, 2012
- 3,531 David Carr, 2004

SEASON, ROOKIE

- 2,592 David Carr, 2002
- 949 T.J. Yates, 2011
- 135 Dave Ragone, 2003

GAME

- 527 Matt Schaub vs. Jacksonville, 11/18/12 (OT)
- 497 Matt Schaub at Washington, 9/19/10 (OT)
- 416 Matt Schaub vs. Oakland, 10/9/11
- 414 Matt Schaub at Green Bay, 12/7/08

GAME, OPPONENT

- 441 Matthew Stafford at Detroit, 11/22/12 (OT)
- 433 Peyton Manning vs. Indianapolis, 9/12/10

- 426 Donovan McNabb at Washington, 9/19/10
- 421 Steve McNair at Tennessee, 10/12/03
- 400 Peyton Manning vs. Denver, 12/22/13
- Peyton Manning at Indianapolis, 9/17/06

GAMES, 300 OR MORE YARDS PASSING, SEASON

- 9 Matt Schaub, 2009
- 7 Matt Schaub, 2010
- 4 Matt Schaub, 2008

GAMES, 300 OR MORE YARDS PASSING, CAREER

- 27 Matt Schaub, 2007-13
- 4 David Carr, 2002-06
- 1 Brian Hoyer, 2015
- 1 Case Keenum, 2013
- 1 T. J. Yates, 2011
- 1 Ryan Fitzpatrick, 2014

LONGEST PASS COMPLETION

- 81 David Carr to Corey Bradford vs. Buffalo, 10/13/02
- 80 Matt Schaub to Jacoby Jones at Tampa Bay, 11/13/11 (TD)
- 78 Matt Schaub to Arian Foster at Tampa Bay, 11/13/11 (TD)
- 78 Matt Schaub to Arian Foster at Tennessee, 10/23/11 (TD)
- 78 David Carr to Corey Bradford at Miami, 9/7/03
- 77 Matt Schaub to Andre Johnson vs. Kansas City, 9/9/07 (TD)
- 76 Ryan Fitzpatrick to DeAndre Hopkins vs. Washington, 9/7/14 (TD)

PASSING AVERAGE GAIN

SEASONS LEADING TEAM (224 ATTEMPTS/SEASON)

- 7 Matt Schaub, 2007-13
- 5 David Carr, 2002-06
- 1 Brian Hoyer, 2015

CONSECUTIVE SEASONS LEADING TEAM

- 7 Matt Schaub, 2007-13
- 5 David Carr, 2002-06

AVERAGE GAIN, CAREER (1,500 ATTEMPTS)

- 7.69 Matt Schaub, 2007-13
- 6.47 David Carr, 2002-06

AVERAGE GAIN, SEASON (224 ATTEMPTS)

- 8.49 Matt Schaub, 2011
- 8.18 Matt Schaub, 2009
- 8.00 Matt Schaub, 2008
- 7.96 Ryan Fitzpatrick, 2014
- 7.75 Matt Schaub, 2007

AVERAGE GAIN, SEASON, ROOKIE (224 ATTEMPTS)

- 5.84 David Carr, 2002

AVERAGE GAIN, GAME (20 ATTEMPTS)

- 12.87 Matt Schaub at Tennessee, 10/23/11
- 11.50 Matt Schaub vs. Jacksonville, 1/2/11
- 10.85 Ryan Fitzpatrick vs. Tennessee, 11/30/14
- 10.84 Case Keenum at Kansas City, 10/20/13
- 10.29 Case Keenum vs. Indianapolis, 11/3/13

AVERAGE GAIN, GAME, OPPONENT (20 ATTEMPTS)

- 15.59 Steve McNair at Tennessee, 10/12/03
- 12.83 Philip Rivers vs. San Diego, 11/7/10
- 12.10 Ben Roethlisberger vs. Pittsburgh, 9/18/05
- 11.85 Peyton Manning at Indianapolis, 11/14/04
- 11.36 Chad Pennington vs. Miami, 10/12/08

PASSING TOUCHDOWNS

SEASONS LEADING TEAM

- 6 Matt Schaub, 2008-13
- 5 David Carr, 2002-06
- 1 Sage Rosenfels, 2007
- 1 Ryan Fitzpatrick, 2014
- 1 Brian Hoyer, 2015

CONSECUTIVE SEASONS LEADING TEAM

- 6 Matt Schaub, 2008-13
- 5 David Carr, 2002-06

CAREER

- 124 Matt Schaub, 2007-13
- 59 David Carr, 2002-06
- 24 Sage Rosenfels, 2006-08

SEASON

- 29 Matt Schaub, 2009
- 24 Matt Schaub, 2010
- 22 Matt Schaub, 2012
- 19 Brian Hoyer, 2015

ROOKIE, SEASON

- 9 David Carr, 2002
- 3 T.J. Yates, 2011

GAME

- 6 Ryan Fitzpatrick vs. Tennessee, 11/30/14
- 5 Matt Schaub vs. Jacksonville, 11/18/12
- 4 Matt Schaub at Denver, 9/23/12
- Matt Schaub at Cincinnati, 10/18/09
- Matt Schaub at Tennessee, 9/20/09
- Sage Rosenfels vs. Tennessee, 10/21/07

GAME, OPPONENT

- 6 Aaron Rodgers vs. Green Bay, 10/14/12
- 5 Daunte Culpepper vs. Minnesota, 10/10/04
- Peyton Manning at Indianapolis, 11/14/04

GAMES, FOUR OR MORE TOUCHDOWN PASSES, CAREER

- 4 Matt Schaub, 2007-12
- 1 Ryan Fitzpatrick, 2014
- 1 Sage Rosenfels, 2006-08

GAMES, FOUR OR MORE TOUCHDOWN PASSES, SEASON

- 2 Matt Schaub, 2012
- Matt Schaub, 2009
- 1 Ryan Fitzpatrick, 2014
- Sage Rosenfels, 2007

CONSECUTIVE GAMES, TOUCHDOWN PASSES

- 16 Matt Schaub, 11/14/10 – 10/30/11
- 12 Matt Schaub, 11/8/09 – 10/3/10
- Sage Rosenfels, 10/14/07 – 11/9/08
- 8 David Carr, 9/18/05 – 11/13/05
- 6 Matt Schaub, 10/21/12 – 12/2/12
- Matt Schaub, 9/20/09 – 10/25/09
- David Carr, 9/19/04 – 10/31/04

PASSES HAD INTERCEPTED

CAREER

- 78 Matt Schaub, 2007-13
- 65 David Carr, 2002-06
- 23 Sage Rosenfels, 2006-08

SEASON

- 16 Brock Osweiler, 2016
- 15 Matt Schaub, 2009
- David Carr, 2002
- 14 Matt Schaub, 2013
- David Carr, 2004

GAME

- 4 Sage Rosenfels vs. Baltimore, 11/9/08
- David Carr at New England, 12/17/06

GAME, OPPONENT

- 4 David Garrard at Jacksonville, 11/12/06
- Steve McNair at Tennessee, 10/17/04

CONSECUTIVE PASSES WITHOUT AN INTERCEPTION

- 110 Matt Schaub, 11/14/10 through 12/2/10
- 105 Case Keenum, 10/20/13 through 11/17/13
- 104 Matt Schaub, 11/06/11 through 9/23/12
- 99 Matt Schaub, 12/10/12 through 12/30/12
- David Carr, 12/24/05 through 9/17/06
- David Carr, 10/17/04 through 11/14/04

INDIVIDUAL RECORDS

INDIVIDUAL PASSING (CONT.)

ATTEMPTS, NO INTERCEPTIONS, GAME

- 43 Case Keenum at Arizona, 11/10/13
- 42 David Carr vs. Minnesota, 10/10/04
- 41 David Carr at Denver, 11/7/04
- 40 Matt Schaub at St. Louis, 12/20/09
- Matt Schaub at Jacksonville, 9/28/08
- Matt Schaub at Atlanta, 9/30/07

ATTEMPTS, NO INTERCEPTIONS, GAME, OPPONENT

- 57 Peyton Manning vs. Indianapolis, 9/12/10
- 52 Peyton Manning at Denver, 9/23/12
- 51 Peyton Manning vs Denver, 12/22/13
- 50 Daunte Culpepper vs. Minnesota, 10/10/04
- 46 Peyton Manning vs. Indianapolis, 11/16/08

LOWEST INTERCEPTION PERCENTAGE

SEASONS LEADING TEAM

- 6 Matt Schaub, 2007-12
- 5 David Carr, 2002-06
- 1 Ryan Fitzpatrick, 2014
- 1 Brian Hoyer, 2015

CAREER (1,500 ATTEMPTS)

- 2.6 Matt Schaub, 2007-13
- 3.1 David Carr, 2002-06

SEASON (224 ATTEMPTS)

- 1.90 Brian Hoyer, 2015
- 2.05 Matt Schaub, 2011
- 2.09 Matt Schaub, 2010
- 2.21 Matt Schaub, 2012
- 2.37 Case Keenum, 2013
- 2.56 Ryan Fitzpatrick, 2014

SEASON, ROOKIE (224 ATTEMPTS)

- 3.38 David Carr, 2002

TIMES SACKED

CAREER

- 249 David Carr, 2002-06
- 160 Matt Schaub, 2007-13
- 25 Brian Hoyer, 2015

SEASON

- *76 David Carr, 2002
- 68 David Carr, 2005
- 49 David Carr, 2004

GAME

- 9 David Carr at San Diego, 9/15/03
- 8 David Carr at Cleveland, 10/20/02
- David Carr vs. Pittsburgh, 9/18/05
- 7 David Carr vs. Tennessee, 10/9/05
- David Carr at Cincinnati, 10/2/05
- David Carr at Philadelphia, 9/29/02

GAME, OPPONENT

- 8 Blake Bortles vs. Jacksonville, 1/3/16
- 6 Jake Locker at Tennessee, 12/2/12
- 6 Blaine Gabbert at Jacksonville, 11/27/11
- 6 Tommy Maddox at Pittsburgh, 12/8/02

* NFL record

INDIVIDUAL RECEIVING

RECEPTIONS

SEASONS LEADING TEAM

- 10 Andre Johnson, 2003-06, 08-10, 12-14
- 2 DeAndre Hopkins, 2015-16
- 1 Owen Daniels, 2011
- Kevin Walter, 2007
- Billy Miller, 2002

CONSECUTIVE SEASONS LEADING TEAM

- 4 Andre Johnson, 2003-06
- 3 Andre Johnson, 2008-10
- Andre Johnson, 2012-14

CAREER

- 1,012 Andre Johnson, 2003-14
- 385 Owen Daniels, 2006-13
- 326 Kevin Walter, 2006-12

SEASONS, 50 OR MORE PASS RECEPTIONS

- 11 Andre Johnson, 2003-10, 2012-14
- 4 Kevin Walter, 2007-10
- Owen Daniels, 2007-08, 2011-12
- DeAndre Hopkins, 2013-16
- 2 Arian Foster, 2010-11
- 1 Jacoby Jones, 2010

SEASON

- 115 Andre Johnson, 2008
- 112 Andre Johnson, 2012
- 111 DeAndre Hopkins, 2015
- 109 Andre Johnson, 2013
- 103 Andre Johnson, 2006

SEASON, ROOKIE

- 66 Andre Johnson, 2003
- 52 DeAndre Hopkins, 2013
- 50 Steve Slaton, 2008
- 47 Domanick Williams#, 2003
- Will Fuller V, 2016

GAME

- 14 Andre Johnson vs. Jacksonville, 11/18/12 (OT)
- 13 Andre Johnson at Jacksonville, 12/5/13
- 12 6 times, last by A. Johnson at San Diego, 9/9/13

GAME, OPPONENT

- 14 Dallas Clark at Indianapolis, 11/8/09
- 12 4 times, last by A.J. Green vs. Cincinnati, 11/23/14

CONSECUTIVE GAMES PLAYED, PASS RECEPTION

- 133 Andre Johnson, 11/6/05 – 12/21/14
- 88 Owen Daniels, 12/10/06 – 10/6/13
- 64 DeAndre Hopkins, 9/9/13 – 1/1/17 (current)
- 37 Arian Foster, 1/3/10 – 10/21/12
- 35 Andre Johnson, 9/7/03 – 10/2/05
- 35 Kevin Walter, 9/7/08 – 10/10/10

RECEIVING YARDS GAINED

SEASONS LEADING TEAM

- 10 Andre Johnson, 2003-10, 12-13
- 3 DeAndre Hopkins, 2014-16
- 1 Owen Daniels, 2011
- Corey Bradford, 2002

CONSECUTIVE SEASONS LEADING TEAM

- 8 Andre Johnson, 2003-10
- 3 DeAndre Hopkins, 2014-16

CAREER

- 13,597 Andre Johnson, 2003-14
- 4,617 Owen Daniels, 2006-13
- 4,487 DeAndre Hopkins, 2013-16
- 4,083 Kevin Walter, 2006-12
- 2,268 Arian Foster, 2009-15

SEASONS, 1,000 OR MORE YARDS

- 7 Andre Johnson – 2004, 2006, 2008-10, 2012-13
- 2 DeAndre Hopkins – 2014-15

SEASON

- 1,598 Andre Johnson, 2012
- 1,575 Andre Johnson, 2008
- 1,569 Andre Johnson, 2009
- 1,521 DeAndre Hopkins, 2015
- 1,407 Andre Johnson, 2013
- 1,216 Andre Johnson, 2010

SEASON, ROOKIE

- 976 Andre Johnson, 2003
- 802 DeAndre Hopkins, 2013
- 635 Will Fuller V, 2016
- 483 Jabar Gaffney, 2002
- 377 Steve Slaton, 2008

GAME

- 273 Andre Johnson vs. Jacksonville, 11/18/12 (OT)
- 238 DeAndre Hopkins vs. Tennessee, 11/30/14
- 229 Andre Johnson vs. Indianapolis, 11/3/13
- 207 Andre Johnson vs. Tennessee, 12/14/08
- 196 Andre Johnson at St. Louis, 12/20/09
- 193 Andre Johnson vs. Seattle, 12/13/09

GAME, OPPONENT

- 265 Lee Evans vs. Buffalo, 11/19/06
- 236 Justin Blackmon vs. Jacksonville, 11/18/12 (OT)
- 223 T.Y. Hilton vs. Indianapolis, 10/9/14
- 177 Derrick Mason at Tennessee, 10/12/03

GAMES, 100 OR MORE YARDS, CAREER

- 51 Andre Johnson, 2003-14
- 12 DeAndre Hopkins, 2013-16
- 4 Owen Daniels, 2006-12
- 3 Arian Foster, 2009-15
- Corey Bradford, 2002-05
- Kevin Walter, 2006-12

GAMES, 100 OR MORE YARDS, SEASON

- 8 Andre Johnson, 2008
- 6 DeAndre Hopkins, 2015
- 6 Andre Johnson, 2009, 2010, 2012, 2013
- 4 DeAndre Hopkins, 2014

CONSECUTIVE GAMES, 100 OR MORE YARDS

- 4 Andre Johnson, 10/5/08 - 10/26/08
- DeAndre Hopkins, 9/27/15 - 10/18/15
- 3 Andre Johnson, 9/9/07 - 11/18/07
- 2 9 times, last by Andre Johnson, 12/1/13 - 12/5/13
- Will Fuller V, 9/11/16 - 9/18/16

LONGEST RECEPTION

- 81 Corey Bradford from David Carr vs. Buffalo, 10/13/02
- 80 Jacoby Jones from Matt Schaub at Tampa Bay, 11/13/11 (TD)
- 78 Arian Foster from Matt Schaub at Tampa Bay, 11/13/11 (TD)
- Arian Foster from Matt Schaub at Tennessee, 10/23/11 (TD)
- Corey Bradford from David Carr at Miami, 9/7/03 (TD)
- 76 DeAndre Hopkins from Ryan Fitzpatrick vs. Washington, 9/7/14 (TD)

LONGEST RECEPTION, OPPONENT

- 96 Calvin Johnson vs. Detroit, 10/19/08 (TD)
- 84 Troy Edwards vs. Jacksonville, 10/28/03 (TD)
- 83 Lee Evans vs. Buffalo, 11/19/06 (TD)
- 81 Justin Blackmon vs. Jacksonville, 11/18/12 (TD)

RECEIVING AVERAGE

AVERAGE GAIN, CAREER (200 RECEPTIONS)

- 14.15 DeAndre Hopkins, 2013-16
- 13.44 Andre Johnson, 2003-14
- 12.52 Kevin Walter, 2006-12
- 11.99 Owen Daniels, 2006-13

INDIVIDUAL RECORDS

INDIVIDUAL RECEIVING (CONT.)

AVERAGE GAIN, SEASON (32 RECEPTIONS)

17.67 André Davis, 2007
15.92 DeAndre Hopkins, 2014
15.53 Andre Johnson, 2009
15.49 Corey Bradford, 2002
15.42 DeAndre Hopkins, 2013

AVERAGE GAIN, GAME (MIN. 3 RECEPTIONS)

30.50 Andre Johnson at Buffalo, 11/16/03 (4-122)
28.67 Andre Johnson at Detroit, 9/19/04 (3-86)
27.25 Jabar Gaffney at Chicago, 12/19/04 (4-109)
26.50 Joel Dreessen at N.Y. Jets, 11/21/10 (4-106)
26.44 DeAndre Hopkins vs. Tennessee, 11/30/14 (9-238)

RECEIVING TOUCHDOWNS

SEASONS LEADING TEAM

8 Andre Johnson, 2003-04, 2006-10, 2013
3 Corey Bradford, 2002-03, 2005

CONSECUTIVE SEASONS LEADING TEAM

5 Andre Johnson, 2006-10

CAREER

64 Andre Johnson, 2003-14
29 Owen Daniels, 2006-13
24 Kevin Walter, 2006-12
23 DeAndre Hopkins, 2013-16
18 Corey Bradford, 2002-05

SEASON

11 DeAndre Hopkins, 2015
9 Andre Johnson, 2009
8 Andre Johnson, 2010
Andre Johnson, 2008
Kevin Walter, 2008
Andre Johnson, 2007

SEASON, ROOKIE

5 Owen Daniels, 2006
4 Andre Johnson, 2003

GAME

3 Andre Johnson vs. Indianapolis, 11/3/13

GAME, ROOKIE

2 Jaelen Strong vs. Indianapolis, 10/8/15
Owen Daniels at Tennessee, 10/29/06
Andre Johnson vs. Kansas City, 9/21/03

GAME, OPPONENT

3 T.Y. Hilton vs. Indianapolis, 11/3/13
Jordy Nelson vs. Green Bay, 10/14/12
Vernon Davis vs. San Francisco, 10/25/09
Steve Smith at Carolina, 9/16/07
Terrell Owens at Dallas, 10/15/06
Derrick Mason at Tennessee, 10/12/03

CONSECUTIVE GAMES, TOUCHDOWNS

4 Arian Foster, 10/20/14 - 11/30/14
Andre Johnson, 12/13/10 - 9/18/11
Andre Johnson, 12/2/07 - 12/23/07

INDIVIDUAL PUNTING

SEASONS LEADING TEAM

5 Chad Stanley, 2002-06
4 Matt Turk, 2007-10
3 Shane Lechler, 2013-15

CONSECUTIVE SEASONS LEADING TEAM

5 Chad Stanley, 2002-06
4 Matt Turk, 2007-10
3 Shane Lechler, 2013-14

PUNTS

CAREER

437 Chad Stanley, 2002-06
338 Shane Lechler, 2013-16
254 Matt Turk, 2007-11
88 Donnie Jones, 2012

SEASON

114 Chad Stanley, 2002
97 Chad Stanley, 2003
95 Shane Lechler, 2015
88 Shane Lechler, 2013
Donnie Jones, 2012

GAME

11 Chad Stanley at Indianapolis, 12/1/02
10 Donnie Jones at Tennessee, 12/2/12
Brett Hartmann at Jacksonville, 11/27/11
Chad Stanley at Jacksonville, 12/7/03
Chad Stanley at Pittsburgh, 12/8/02
Chad Stanley at San Diego, 9/15/02
Chad Stanley vs. Dallas, 9/8/02

GAME, OPPONENT

11 Marquette King vs. Oakland, 11/17/13
10 Darren Bennett at San Diego, 9/15/02
9 6 times, last Colton Schmidt vs. Buffalo, 9/28/14

LONGEST PUNT

71 Shane Lechler vs. Indianapolis, 10/9/14
69 Brett Hartmann at Miami, 9/18/11
66 Donnie Jones at Denver, 9/23/12
Brett Hartmann vs. Atlanta, 12/4/11
65 Shane Lechler at Oakland, 9/14/14
Shane Lechler at Arizona, 11/10/13
Donnie Jones vs. Minnesota, 12/23/12

LONGEST PUNT, OPPONENT

75 Mat McBriar at Dallas, 10/15/06
74 Sam Koch vs. Baltimore, 11/9/08
70 Brett Kern at Tennessee, 12/2/12
Brandon Fields vs. Miami, 9/18/11

PUNT AVERAGE

CAREER (250 PUNTS)

47.2 Shane Lechler 2013-16
42.3 Matt Turk, 2007-11
41.0 Chad Stanley, 2002-06

SEASON (40 PUNTS)

47.6 Shane Lechler, 2013
47.5 Shane Lechler, 2016
47.3 Shane Lechler, 2015
47.2 Donnie Jones, 2012
46.3 Shane Lechler, 2014
44.4 Brett Hartmann, 2011

GAME (4 PUNTS)

58.9 Shane Lechler at Arizona, 11/10/13 (7 punts)
54.5 Shane Lechler vs. Indianapolis, 10/9/14 (4 punts)
54.2 Donnie Jones at Denver, 9/23/12 (5 punts)
52.8 Brett Hartmann vs. Atlanta, 12/4/11 (5 punts)
52.3 Shane Lechler at Tennessee, 12/27/15 (6 punts)

GAME, OPPONENT (4 PUNTS)

56.8 Shane Lechler at Oakland, 12/3/06 (4 punts)
Mat McBriar at Dallas, 10/15/06 (4 punts)
53.9 Brett Nortman at Carolina, 9/20/15 (7 punts)
53.4 Shane Lechler vs. Oakland, 10/4/09 (8 punts)
52.8 Mike Scifres at San Diego, 10/28/07 (5 punts)
52.2 Bryan Anger at Jacksonville, 9/16/12 (9 punts)

PUNTS HAD BLOCKED

CONSECUTIVE PUNTS, NONE BLOCKED

327 Chad Stanley, 2002-06
254 Matt Turk, 2007-11
238 Shane Lechler, 2014-16
99 Shane Lechler, 2013-14

PUNTS HAD BLOCKED, CAREER

2 Chad Stanley, 2002-06
1 Shane Lechler, 2013-15

PUNTS HAD BLOCKED, SEASON

2 Chad Stanley, 2002
1 Shane Lechler, 2014

PUNTS INSIDE THE 20

CAREER

135 Chad Stanley, 2002-06
115 Shane Lechler, 2013-16
88 Matt Turk, 2007-11

SEASON

36 Chad Stanley, 2002
36 Chad Stanley, 2003
34 Shane Lechler, 2013

GAME

6 Chad Stanley vs. Dallas, 9/8/02
5 Shane Lechler vs. Tennessee, 9/15/13
Donnie Jones at Tennessee, 12/2/12
Chad Stanley at San Francisco, 1/1/06

GAME, OPPONENT

6 Brett Kern at Tennessee, 12/29/13
5 Sam Koch vs. Baltimore, 12/13/10
Mike Scifres at San Diego, 10/28/07
Craig Hentrich vs. Tennessee, 12/10/06

INDIVIDUAL RECORDS

PUNT RETURNS

PUNT RETURNS

SEASONS LEADING TEAM

- 5 Jacoby Jones, 2007-11
- 3 Keshawn Martin, 2012-14
- 2 J.J. Moses, 2003-04

CAREER

- 179 Jacoby Jones, 2007-11
- 86 Keshawn Martin, 2012-15
- 72 J.J. Moses, 2003-04

SEASON

- 49 Jacoby Jones, 2011
- 39 Jacoby Jones, 2009
- 39 Keshawn Martin, 2013
- 36 Keith Mumphery, 2015
- J.J. Moses, 2003, 04
- Jermaine Lewis, 2002

SEASON, ROOKIE

- 36 Keith Mumphery, 2015
- 30 Jacoby Jones, 2007
- 27 Tyler Ervin, 2016
- 22 Keshawn Martin, 2012
- 12 Jerome Mathis, 2005

GAME

- 7 Keshawn Martin vs. Oakland, 11/17/13
- Jacoby Jones at Jacksonville, 11/27/11
- Jacoby Jones vs. Oakland, 10/4/09
- 6 Trindon Holliday at Jacksonville, 9/16/12
- Keith Mumphery at Carolina, 9/20/15

GAME, OPPONENT

- 6 Patrick Peterson at Arizona, 11/10/13
- Marcus Sherels vs. Minnesota, 12/23/12
- Darius Reynaud at Tennessee, 12/2/12
- David Allen at Jacksonville, 12/7/03
- Antwaan Randle El at Pittsburgh, 12/8/02
- Troy Walters at Indianapolis, 12/1/02

FAIR CATCHES

CAREER

- 60 Jacoby Jones, 2007-11
- 55 Keshawn Martin, 2012-14
- 20 J.J. Moses, 2003-04

SEASON

- 24 Keshawn Martin, 2014
- 21 Keshawn Martin, 2013
- 17 Jacoby Jones, 2008
- Jermaine Lewis, 2002
- 15 Jacoby Jones, 2010

GAME

- 4 Keshawn Martin vs. Indianapolis, 10/9/14
- Keshawn Martin at Tennessee, 12/29/13
- Dexter Wynn vs. Buffalo, 11/19/06
- Jermaine Lewis vs. Dallas, 9/8/02

GAME, OPPONENT

- 5 Dante Hall vs. Kansas City, 9/21/03
- 4 7 times, last by Ace Sanders vs. Jacksonville, 11/24/13

PUNT RETURN YARDS GAINED

SEASONS LEADING TEAM

- 5 Jacoby Jones, 2007-11
- 3 Keshawn Martin, 2012-14
- 2 J.J. Moses, 2003-04

CAREER

- 1,820 Jacoby Jones, 2007-11
- 766 Keshawn Martin, 2012-15
- 553 J.J. Moses, 2003-04

SEASON

- 518 Jacoby Jones, 2011
- 427 Jacoby Jones, 2009
- 386 Jacoby Jones, 2008

SEASON, ROOKIE

- 286 Jacoby Jones, 2007
- 280 Keith Mumphery, 2015
- 267 Keshawn Martin, 2012
- 261 Tyler Ervin, 2016

GAME

- 125 Keshawn Martin vs. Oakland, 11/17/13
- 100 Jacoby Jones at Arizona, 10/11/09
- 92 Avion Black vs. Baltimore, 12/15/02
- 91 Jacoby Jones at Jacksonville, 11/27/11
- Jacoby Jones vs. Indianapolis, 9/11/11

GAME, OPPONENT

- 93 Tandon Doss at Baltimore, 9/22/13
- 81 DeAnthony Thomas vs. Kansas City, 9/13/15
- 80 Johnnie Lee Higgins at Oakland, 12/21/08
- Adam Jones at Tennessee, 12/11/05
- 76 Marcus Thigpen vs. Miami, 9/9/12

LONGEST PUNT RETURN

- 87 Keshawn Martin vs. Oakland, 11/17/13
- 79t Jacoby Jones vs. Indianapolis, 9/11/11
- 76 Avion Black vs. Baltimore, 12/15/02
- 74 Jacoby Jones vs. Indianapolis, 9/23/07
- 73t Jacoby Jones vs. Cincinnati, 10/26/08

PUNT RETURN AVERAGE

CAREER (75 RETURNS)

- 10.17 Jacoby Jones, 2007-11
- 8.91 Keshawn Martin, 2012-14

SEASON (20 RETURNS)

- 12.14 Keshawn Martin, 2012
- 12.06 Jacoby Jones, 2008
- 10.92 Jacoby Jones, 2009
- 9.67 Tyler Ervin, 2016

SEASON, ROOKIE (20 RETURNS)

- 12.14 Keshawn Martin, 2012
- 9.67 Tyler Ervin, 2016

GAME (3 RETURNS)

- 30.67 Avion Black vs. Baltimore, 12/15/02
- 30.33 Jacoby Jones vs. Indianapolis, 9/11/11
- 21.75 Jacoby Jones vs. Miami, 10/12/08
- 20.00 Jacoby Jones at Arizona, 10/11/09

GAME, OPPONENT (3 RETURNS)

- 26.67 Adam Jones at Tennessee, 12/11/05
- 22.33 Griff Whalen at Indianapolis, 12/16/13
- 19.67 Adam Jones at Tennessee, 10/29/06

PUNT RETURN TOUCHDOWNS

CAREER

- 3 Jacoby Jones, 2007-11
- 1 Keshawn Martin, 2012-15
- Avion Black, 2002
- Will Fuller V, 2016

SEASON

- 2 Jacoby Jones, 2008
- 1 Keshawn Martin, 2013
- Jacoby Jones, 2011
- Avion Black, 2002
- Will Fuller V, 2016

GAME

- 1 Will Fuller V vs. Tennessee, 10/2/16 (67 yards)
- Keshawn Martin vs. Oakland, 11/17/13 (87)
- Jacoby Jones vs. Indianapolis, 9/11/11 (79)
- Jacoby Jones vs. Cincinnati, 10/26/08 (73)
- Jacoby Jones vs. Miami, 10/12/08 (70)
- Avion Black vs. Baltimore, 12/15/02 (76)

GAME, OPPONENT

- 1 Tandon Doss at Baltimore, 9/22/13 (82 yards)
- Marcus Thigpen vs. Miami, 9/9/12 (72)
- Johnnie Lee Higgins at Oakland, 12/21/08 (80)
- Adam Jones at Tennessee, 10/29/06 (53)
- Adam Jones at Tennessee, 12/11/05 (52)
- Dante Hall vs. Kansas City, 9/21/03 (73)

KICKOFF RETURNS

KICKOFF RETURNS

SEASONS LEADING TEAM

- 3 André Davis, 2007-09
- 2 Keshawn Martin, 2012-13
- J.J. Moses, 2003-04
- 1 Danieal Manning, 2014
- Keith Mumphrey, 2015
- Tyler Ervin, 2016

CAREER

- 117 J.J. Moses, 2003-04
- 108 André Davis, 2007-09
- 72 Jerome Mathis, 2005-07
- 68 Keshawn Martin, 2012-15

SEASON

- 59 J.J. Moses, 2004
- 58 J.J. Moses, 2003
- 54 Jerome Mathis, 2005

SEASON, ROOKIE

- 54 Jerome Mathis, 2005
- 31 Keshawn Martin, 2012
- 20 Vernand Morency, 2005

GAME

- 8 Dexter Wynn at New England, 12/17/06
- 7 10 times, last by Jacoby Jones at Indianapolis, 11/1/10

GAME, OPPONENT

- 7 Devin Moore vs. Indianapolis, 9/12/10
- Reggie Swinton vs. Arizona, 12/18/05
- Doug Gabriel vs. Oakland, 10/3/04

KICKOFF RETURN YARDS

SEASONS LEADING TEAM

- 3 André Davis, 2007-09
- 2 Keshawn Martin, 2012-13
- J.J. Moses, 2003-04
- Danieal Manning, 2011, 2014

CAREER

- 2,743 André Davis, 2007-09
- 2,658 J.J. Moses, 2003-04
- 2,054 Jerome Mathis, 2005-07
- 1,707 Keshawn Martin, 2012-15

SEASON

- 1,542 Jerome Mathis, 2005
- 1,355 J.J. Moses, 2003
- 1,303 J.J. Moses, 2004

SEASON, ROOKIE

- 1,542 Jerome Mathis, 2005
- 741 Keshawn Martin, 2012
- 437 Vernand Morency, 2005

INDIVIDUAL RECORDS

KICKOFF RETURNS (CONT.)

GAME

266 Jerome Mathis vs. Kansas City, 11/20/05
266 Jerome Mathis vs. Indianapolis, 10/23/05
234 André Davis vs. Jacksonville, 12/30/07
233 Jerome Mathis vs. Indianapolis, 9/23/07
186 J.J. Moses at Cincinnati, 11/9/03

GAME, OPPONENT

233 David Reed vs. Baltimore, 12/13/10
199 Doug Gabriel vs. Oakland, 10/3/04
196 Jacoby Jones vs. Baltimore, 10/21/12
187 Danieal Manning vs. Chicago, 12/28/08
176 Ted Ginn Jr. vs. Miami, 10/7/07

LONGEST, GAME (ALL TDS)

104 André Davis vs. Jacksonville, 12/30/07
99 Jerome Mathis vs. Kansas City, 11/20/05
97 André Davis vs. Jacksonville, 12/30/07
97 André Davis vs. Tampa Bay, 12/9/07
95 Jacoby Jones vs. Oakland, 10/4/09

LONGEST, GAME, OPPONENT (ALL TDS)

103 David Reed vs. Baltimore, 12/13/10
101 Deji Karim at Indianapolis, 12/30/12
100 Joe McKnight at N.Y. Jets, 10/8/12
99 Eddie Drummond at Detroit, 9/19/04
95 André Davis at Cleveland, 10/20/02

KICKOFF RETURN AVERAGE

CAREER (75 RETURNS)

25.40 André Davis, 2007-09
22.72 J.J. Moses, 2003-04

SEASON (20 RETURNS)

30.25 André Davis, 2007
28.56 Jerome Mathis, 2005
26.58 Jacoby Jones, 2009

SEASON, ROOKIE (20 RETURNS)

28.6 Jerome Mathis, 2005
23.1 Keshawn Martin, 2012

GAME (3 RETURNS)

46.80 André Davis vs. Jacksonville, 12/30/07
38.00 Jerome Mathis vs. Kansas City, 11/20/05
38.00 Jerome Mathis vs. Indianapolis, 10/23/05
37.00 Jerome Mathis at Oakland, 12/3/06

GAME, OPPONENT (3 RETURNS)

53.00 Deji Karim at Indianapolis, 12/30/12
42.00 André Davis at Cleveland, 10/20/02
39.33 Eddie Drummond at Detroit, 9/19/04
38.84 David Reed vs. Baltimore, 12/13/10

KICKOFF RETURN TOUCHDOWNS

CAREER

3 André Davis, 2007
Jerome Mathis, 2005-07
1 Jacoby Jones, 2007-11

SEASON

3 André Davis, 2007
2 Jerome Mathis, 2005
1 Jacoby Jones, 2009
Jerome Mathis, 2007

ROOKIE, SEASON

2 Jerome Mathis, 2005

GAME

*2 André Davis vs. Jacksonville, 12/30/07 (104 and 97 yards)
1 Jacoby Jones vs. Oakland, 10/4/09 (95)
André Davis vs. Tampa Bay, 12/9/07 (97)
Jerome Mathis vs. Indianapolis, 9/23/07 (94)
Jerome Mathis vs. Kansas City, 11/20/05 (99)
Jerome Mathis vs. Indianapolis, 10/23/05 (89)

* Tied NFL record

GAME, OPPONENT

1 Deji Karim at Indianapolis, 12/30/12 (101 yards)
Joe McKnight at N.Y. Jets, 10/8/12 (100)
David Reed vs. Baltimore, 12/13/10 (103)
Ellis Hobbs at New England, 12/17/06 (93)
Eddie Drummond at Detroit, 9/19/04 (99)
André Davis at Cleveland, 10/20/02 (95)

BLOCKED PUNTS/KICKS

BLOCKED PUNTS

CAREER

2 Bryan Braman, 2011-13
Ramon Walker, 2002-05
1 Alfred Blue, 2014-16
Antwan Peek, 2003-05
Jimmy McClain, 2002

SEASON

2 Bryan Braman, 2012
1 Ramon Walker, 2005
Antwan Peek, 2004
Ramon Walker, 2003
Jimmy McClain, 2002
Alfred Blue, 2014

GAME

1 Alfred Blue vs. Washington, 9/7/14
Bryan Braman vs. Indianapolis, 12/16/12
Bryan Braman vs. Green Bay, 10/14/12
Ramon Walker at San Francisco, 1/1/06
Antwan Peek at Denver, 11/7/04
Ramon Walker vs. New England, 11/23/03
Jimmy McClain at Washington, 12/22/02

GAME, OPPONENT

1 Demontre Moore at N.Y. Giants, 9/21/14
Randy Starks vs. Tennessee, 11/28/04
Rocky Boiman vs. Tennessee, 12/29/02
Eric Westmoreland at Jacksonville, 10/27/02

BLOCKED PUNT RETURNS

CAREER

1 Alfred Blue, 2014-16
DeVier Posey, 2012-14
Bryan Braman, 2011-13
Jonathan Wells, 2002-05
Kevin Williams, 2002

SEASON

1 Alfred Blue, 2014
DeVier Posey, 2012
Bryan Braman, 2012
Jonathan Wells, 2002
Kevin Williams, 2002

GAME

1 Alfred Blue vs. Washington, 9/7/14
Bryan Braman vs. Indianapolis, 12/16/12
DeVier Posey vs. Green Bay, 10/14/12
Jonathan Wells at Denver, 11/7/04
Kevin Williams at Washington, 12/22/02

BLOCKED FIELD GOALS

CAREER

3 J.J. Watt 2011-16
1 Jared Crick, 2012-15
Danieal Manning, 2011-14
Bernard Pollard, 2009-10
Dunta Robinson, 2004-09
Eric Brown, 2002-04
Ramon Walker, 2002-04

SEASON

2 J.J. Watt, 2013
1 Jared Crick, 2015
Danieal Manning, 2011
J.J. Watt, 2011
Bernard Pollard, 2010
Dunta Robinson, 2007
Eric Brown, 2003
Ramon Walker, 2003

GAME

1 9 times, last by Jared Crick at Carolina, 9/20/15

GAME, OPPONENT

1 12 times, last by Justin Tuck at Oakland, 9/14/14

BLOCKED PATS

CAREER

1 J.J. Watt, 2011-16
Michael Boulware, 2007
Seth Payne, 2002-06

SEASON

1 J.J. Watt, 2014
Michael Boulware, 2007
Seth Payne, 2006

GAME

1 J.J. Watt vs. Washington, 9/7/14
Michael Boulware at Jacksonville, 10/14/07
Seth Payne at Indianapolis, 9/17/06

GAME, OPPONENT

1 Albert Haynesworth at Tampa Bay, 11/13/11
Robaire Smith at Tennessee, 10/29/06

TOTAL RETURN YARDS

CAREER

3,310 Jacoby Jones, 2007-11 (p- 1,820, k- 1,490)
3,211 J.J. Moses, 2003-04 (p- 553, k- 2,658)
2,743 André Davis, 2007-09 (p- 0, k- 2,743)
2,473 Keshawn Martin, 2012-15 (p- 766, k- 1,707)
2,122 Jerome Mathis, 2005-07 (p- 68, k- 2,054)

SEASON

1,612 J.J. Moses, 2004 (p- 309, k- 1,303)
1,610 Jerome Mathis, 2005 (p- 68, k- 1,542)
1,599 J.J. Moses, 2003 (p- 244, k- 1,355)
1,292 Keshawn Martin, 2013 (p- 345, k- 947)
1,241 Jermaine Lewis, 2002 (p- 280, k- 961)

GAME

266 Jerome Mathis vs. Kansas City, 11/20/05 (p-0, k- 266)
266 Jerome Mathis vs. Indianapolis, 10/23/05 (p-0, k- 266)
238 Keshawn Martin vs. Jacksonville, 11/18/12 (p-76, k- 162)
234 André Davis vs. Jacksonville, 12/30/07 (p-0, k- 234)
233 Jerome Mathis vs. Indianapolis, 9/23/07 (p-0, k- 233)

GAME, OPPONENT

233 David Reed vs. Baltimore, 12/13/10 (p- 0, k-233)
213 Marcus Thigpen vs. Miami, 9/9/12 (p-76, k-137)
199 Doug Gabriel vs. Oakland, 10/3/04 (p- 0, k- 199)

INDIVIDUAL RECORDS

SPECIAL TEAMS TOUCHDOWNS

CAREER

- 4 Jacoby Jones, 2007-11
- 3 André Davis, 2007-09
- Jerome Mathis, 2005-07

SEASON

- 3 André Davis, 2007
- 2 Jerome Mathis, 2005
- Jacoby Jones, 2008

GAME

- *2 André Davis vs. Jacksonville, 12/30/07 (104 yards KR and 97 KR)
- 1 Will Fuller V vs. Tennessee, 10/2/16 (67 PR)
- Alfred Blue vs. Washington, 9/7/14 (5 BP)
- Keshawn Martin vs. Oakland, 11/17/13 (87 PR)
- Bryan Braman vs. Indianapolis, 12/16/12 (8 BP)
- Devier Posey vs. Green Bay, 10/14/12 (0 BP)
- Jacoby Jones vs. Indianapolis, 9/11/11 (79 PR)
- Jacoby Jones vs. Oakland, 10/4/09 (95 KR)
- Jacoby Jones vs. Cincinnati, 10/26/08 (73 PR)
- Jacoby Jones vs. Miami, 10/12/08 (70 PR)
- André Davis vs. Tampa Bay, 12/9/07 (97 KR)
- Jerome Mathis vs. Indianapolis, 9/23/07 (94 KR)
- Jerome Mathis vs. Kansas City, 11/20/05 (99 KR)
- Jerome Mathis vs. Indianapolis, 10/23/05 (89 KR)
- Avion Black vs. Baltimore, 12/15/02 (76 PR)

* Tied NFL record

INTERCEPTIONS

INTERCEPTIONS

SEASONS LEADING TEAM

- 2 Dunta Robinson, 2004, 2006 (tied)
- Kareem Jackson, 2012, 2014 (tied)

CAREER

- 13 Dunta Robinson, 2004-08
- Kareem Jackson, 2010-16
- 12 Johnathan Joseph, 2011-16
- 11 Marcus Coleman, 2002-05
- Aaron Glenn, 2002-04
- 9 Quintin Demps, 2010-16
- 8 Brian Cushing, 2009-16
- 7 Jason Allen, 2010-11
- 6 A.J. Bouye, 2013-16
- Andre Hal, 2014-16

SEASON

- 7 Marcus Coleman, 2003
- 6 Dunta Robinson, 2004
- Quintin Demps, 2016
- 5 Aaron Glenn, 2004
- Aaron Glenn, 2002

SEASON, ROOKIE

- 6 Dunta Robinson, 2004
- 4 Brian Cushing, 2009
- 3 Fred Bennett, 2007
- 2 Kareem Jackson, 2010

GAME

- 3 Glover Quin vs. Tennessee, 11/28/10
- 2 9 times, last by Andre Hal at Jacksonville, 10/18/15

GAME, OPPONENT

- 2 14 times, last by Mike Adams vs. Indianapolis, 10/8/15

CONSECUTIVE GAMES WITH AN INTERCEPTION

- 2 14 times, last by Johnathan Joseph, 11/23/14-11/30/14

INTERCEPTION YARDS

SEASONS LEADING TEAM

- 2 Johnathan Joseph, 2012-13
- 1 13 times, last by Quintin Demps, 2016

GAINED, CAREER

- 310 Kareem Jackson, 2010-16
- 279 Johnathan Joseph, 2011-16
- 221 Aaron Glenn, 2002-04
- 217 Marcus Coleman, 2002-05
- 162 Dunta Robinson, 2004-09

SEASON

- 181 Aaron Glenn, 2002
- 146 Dunta Robinson, 2004
- 121 Bernard Pollard, 2009
- 120 A.J. Bouye, 2014
- 116 Marcus Coleman, 2004

SEASON, ROOKIE

- 146 Dunta Robinson, 2004
- 47 Fred Bennett, 2007
- 26 Brian Cushing, 2009

GAME

- 135 Aaron Glenn at Pittsburgh, 12/8/02
- 102 Marcus Coleman at Kansas City, 9/28/04
- 95 Marlon McCree vs. Tennessee, 12/21/03

GAME, OPPONENT

- 102 Artrell Hawkins vs. Cincinnati, 11/3/02
- 99 Cortland Finnegan vs. Tennessee, 9/21/08
- 98 Alec Ogletree vs. St. Louis, 10/13/13

LONGEST RETURN

- 102t Marcus Coleman at Kansas City, 9/26/04
- 95t Marlon McCree vs. Tennessee, 12/21/03
- 86 Brice McCain at N.Y. Jets, 10/8/12
- 80t J.J. Watt vs. Buffalo Bills, 9/28/14

LONGEST RETURN, OPPONENT (ALL TDS)

- 102 Artrell Hawkins vs. Cincinnati, 11/3/02
- 99 Cortland Finnegan vs. Tennessee, 9/21/08
- 98 Alec Ogletree vs. St. Louis, 10/13/13
- 91 Darius Butler vs. New England, 1/3/10

INTERCEPTIONS RETURNED FOR TOUCHDOWN

INTERCEPTIONS RETURNED FOR TOUCHDOWNS CAREER

- 3 Kareem Jackson, 2010-16
- 2 Johnathan Joseph, 2011-16
- Aaron Glenn, 2002-04
- 1 Andre Hal, 2015-16
- J.J. Watt, 2011-16
- A.J. Bouye, 2013-16
- Brian Cushing, 2009-2016
- Kendrick Lewis, 2014
- Danieal Manning, 2011-14
- Brice McCain, 2009-13
- Bernard Pollard, 2009
- Dunta Robinson, 2004-08
- DeMarcus Faggins, 2002-08
- Jacques Reeves, 2008
- Marcus Coleman, 2002-05
- Marlon McCree, 2003-04

SEASON

- 2 Aaron Glenn, 2002
- 1 17 times, last by Kareem Jackson, 2016

GAME

- 2 Aaron Glenn vs. Pittsburgh, 12/8/02

PASSES DEFENSED

SEASONS LEADING TEAM

- 4 Johnathan Joseph, 2011; 2013-15
- 3 Dunta Robinson, 2004-06
- 2 Marcus Coleman, 2002-03
- Glover Quin, 2009-10

CAREER

- 83 Johnathan Joseph, 2011-16
- 63 Dunta Robinson, 2004-09
- 61 Kareem Jackson, 2010-16
- 56 Marcus Coleman, 2002-05
- 47 Glover Quin, 2009-12

SEASON

- 22 Marcus Coleman, 2003
- Marcus Coleman, 2002
- Johnathan Joseph, 2015
- 19 Jacques Reeves, 2008
- Dunta Robinson, 2004
- 18 Aaron Glenn, 2002
- 17 Kareem Jackson, 2012

GAME

- 6 Aaron Glenn vs. Dallas, 9/8/02
- 5 4 times, last by J. Joseph vs. Tampa Bay, 9/27/15

TACKLES

* ONLY OFFICIAL NFL STATISTICS REFLECTED IN TEXANS RECORDS. THERE ARE SEVERAL SEASONS WHERE COACHES STATISTICS WERE KEPT FOR TACKLES

CAREER

- 648 Brian Cushing, 2009-16
- 636 DeMeco Ryans, 2006-11
- 442 Jamie Sharper, 2002-04
- 396 Kareem Jackson, 2010-16
- Dunta Robinson, 2004-09

SEASON

- 166 Jamie Sharper, 2003
- 156 DeMeco Ryans, 2006
- 139 Jamie Sharper, 2004
- 137 Jay Foreman, 2002
- Jamie Sharper, 2002

GAME

- 17 Brian Cushing at N.Y. Giants, 9/21/14
- Jamie Sharper at Tampa Bay, 12/14/03
- Jamie Sharper at Cincinnati, 11/9/03
- 16 Jay Foreman vs. New England, 11/23/03
- Benardrick McKinney at New England, 9/22/16

SOLO TACKLES, CAREER

- 479 DeMeco Ryans, 2006-11
- 416 Brian Cushing, 2009-16
- 341 Kareem Jackson, 2010-16
- 332 Dunta Robinson, 2004-09
- 300 Jamie Sharper, 2002-04
- 300 J.J. Watt, 2011-16

SOLO TACKLES, SEASON

- 126 DeMeco Ryans, 2006
- 107 Jamie Sharper, 2003
- 101 Jay Foreman, 2003
- Jay Foreman, 2002

SOLO TACKLES, GAME

- 14 DeMeco Ryans at Oakland, 12/3/06
- Jay Foreman vs. New England, 11/23/03
- 13 Glover Quin at Jacksonville, 11/14/10
- Xavier Adibi at Indianapolis, 11/16/08
- DeMeco Ryans at N.Y. Jets, 11/26/06

INDIVIDUAL RECORDS

SACKS

SEASONS LEADING TEAM

- 4 J.J. Watt, 2012-15
- 4 Mario Williams, 2007-10
- 1 6 times, last by Connor Barwin, 2011

CAREER

- 76.0 J.J. Watt, 2011-16
- 53.0 Mario Williams, 2006-11
- 37.5 Whitney Mercilus, 2012-16
- 27.5 Antonio Smith, 2009-13, 2016
- 19.0 Connor Barwin, 2009-12

SEASON

- 20.5 J.J. Watt, 2014
- J.J. Watt, 2012
- 17.5 J.J. Watt, 2015
- 14.0 Mario Williams, 2007
- 12.0 Mario Williams, 2008
- 12.0 Whitney Mercilus, 2015
- 11.5 Connor Barwin, 2011

FUMBLES

CAREER

- 68 David Carr, 2002-06
- 38 Matt Schaub, 2007-13
- 16 Arian Foster, 2009-15
- 10 Andre Johnson, 2003-14
- Ben Tate, 2011-13
- Steve Slaton, 2008-10
- Domanick Williams#, 2003-05

SEASON

- 21 David Carr, 2002
- 17 David Carr, 2005
- 16 David Carr, 2006
- 10 Matt Schaub, 2008
- David Carr, 2004

GAME

- 3 8 times, last by Sage Rosenfels vs. Indianapolis, 10/5/08

FUMBLES FORCED

CAREER

- 15 J.J. Watt, 2011-16
- 11 Mario Williams, 2006-11
- 9 Brian Cushing, 2009-15
- 7 Antonio Smith, 2009-13
- 6 Dunta Robinson, 2004-09
- DeMeco Ryans, 2006-11
- Jamie Sharper, 2002-04

SEASON

- 4 J.J. Watt, 2014
- J.J. Watt, 2013
- J.J. Watt, 2012
- Bernard Pollard, 2010
- Mario Williams, 2008
- Shantee Orr, 2005

GAME

- 2 Johnathan Joseph at Oakland, 9/14/14
- J.J. Watt at Arizona, 11/10/13
- Brian Cushing at Indianapolis, 12/22/11
- Brian Cushing at Cincinnati, 10/18/09
- Shantee Orr vs. Jacksonville, 12/24/05
- Eric Brown vs. Indianapolis, 12/28/03
- Jamie Sharper at Buffalo, 11/16/03

OWN FUMBLES RECOVERED

CAREER

- 28 David Carr, 2002-06
- 11 Matt Schaub, 2007-13
- 6 Chester Pitts, 2002-09
- 4 Ryan Fitzpatrick, 2014
- Duane Brown, 2008-14
- Arian Foster, 2009-14
- Andre Johnson, 2003-14
- Jacoby Jones, 2007-11

SEASON

- 12 David Carr, 2002
- 6 David Carr, 2005
- 5 David Carr, 2006
- 4 Ryan Fitzpatrick, 2014
- Matt Schaub, 2008
- David Carr, 2004

GAME

- 2 Wade Smith at Baltimore, 10/16/11
- David Carr vs. Kansas City, 11/20/05
- David Carr at Detroit, 9/19/04
- David Carr at Washington, 12/22/02
- David Carr at Pittsburgh, 12/8/02

OPPONENTS' FUMBLES RECOVERED

CAREER

- 13 J.J. Watt, 2011-16
- 8 DeMeco Ryans, 2006-10
- 5 Morlon Greenwood, 2005-07
- 4 Tim Dobbins, 2011-13
- C.C. Brown, 2005-08
- Jamie Sharper, 2002-04

SEASON

- 5 J.J. Watt, 2014
- 4 Tim Dobbins, 2012
- 3 DeMeco Ryans, 2008
- DeMeco Ryan, 2007
- C.C. Brown, 2007
- Morlon Greenwood, 2006
- Jamie Sharper, 2002

GAME

- 2 J.J. Watt at Arizona, 11/10/13
- DeMeco Ryans vs. Tennessee, 10/21/07

FUMBLE RETURN YARDS

CAREER RETURN YARDS

- 102 DeMeco Ryans, 2006-11
- 73 Johnathan Joseph, 2010-15
- 68 J.J. Watt, 2011-16
- 66 Antwan Peek, 2003-06
- 60 Charlie Anderson, 2004-07

LONGEST FUMBLE RETURN

- 66 Antwan Peek at Jacksonville, 12/26/04 (TD)
- 60 Charlie Anderson at Chicago, 12/19/04 (TD)
- 58 DeMarcus Faggins at Oakland, 12/3/06 (TD)

FUMBLES RETURNED FOR TOUCHDOWNS

CAREER

- 1 14 times, last by Quintin Demps, 2015

SEASON

- 1 14 times, last by Quintin Demps, 2015

GAME

- 1 14 times, last by Quintin Demps, 33 yards at Tennessee, 12/27/15

SCORING

SEASONS LEADING TEAM

- 8 Kris Brown, 2002-09
- 2 Neil Rackers, 2010-11
- 2 Randy Bullock, 2013-14

CONSECUTIVE SEASONS LEADING TEAM

- 8 Kris Brown, 2002-09
- 2 Neil Rackers, 2010-11
- 2 Randy Bullock, 2013-14

POINTS

CAREER

- 767 Kris Brown, 2002-09
- 410 Arian Foster, 2009-14
- 388 Andre Johnson, 2003-14
- 259 Neil Rackers, 2010-11
- 252 Randy Bullock, 2012-15

SEASON

- 138 Shayne Graham, 2012
- 135 Neil Rackers, 2011
- 130 Randy Bullock, 2014
- 127 Nick Novak, 2016

POINTS, NO TOUCHDOWNS, SEASON

- 138 Shayne Graham, 2012
- 135 Neil Rackers, 2011
- 130 Randy Bullock, 2014
- 127 Nick Novak, 2016

POINTS, NO TOUCHDOWNS, CAREER

- 767 Kris Brown, 2002-09
- 259 Neil Rackers, 2010-11
- 253 Randy Bullock, 2013-15

SEASONS, 100 OR MORE POINTS

- 4 Kris Brown, 2005, 2007-09
- 2 Randy Bullock, 2013-14
- Arian Foster, 2010, 2012
- Neil Rackers, 2010-11
- 1 Shayne Graham, 2012
- Nick Novak, 2016

SEASON, ROOKIE

- 60 Steve Slaton, 2008
- 48 Domanick Williams#, 2003
- 30 Owen Daniels, 2006
- 24 Andre Johnson, 2003
- Wali Lundy, 2006

GAME

- 19 Randy Bullock vs. Baltimore, 12/21/14
- 18 Arian Foster at Tennessee, 10/26/14
- Ben Tate vs. New England, 12/1/13
- Andre Johnson vs. Indianapolis, 11/3/13
- Arian Foster at Tennessee, 10/23/11
- Arian Foster vs. Indianapolis, 9/12/10
- Ryan Moats at Buffalo, 11/1/09

GAME, OPPONENT

- 26 Rob Bironas vs. Tennessee, 10/21/07
- 24 Shaun Alexander at Seattle, 10/16/05

CONSECUTIVE GAMES SCORING

- 99 Kris Brown, 12/14/03 – 1/3/10
- 35 Randy Bullock, 9/9/13 – 9/27/15
- 32 Neil Rackers, 9/12/10 – 1/1/12
- 28 Kris Brown, 9/8/02 – 11/30/03
- 16 Shayne Graham, 9/9/12 – 12/30/12
- 15 Nick Novak, 10/4/15 – 9/18/16
- 11 Arian Foster, 12/18/11 – 11/11/12

INDIVIDUAL RECORDS

SCORING (CONT.)

TOUCHDOWNS

SEASONS LEADING TEAM

- 4 Andre Johnson, 2006-07, 2009, 2013
- Arian Foster, 2010-12, 2014
- 3 Domanick Williams#, 2003-05

CONSECUTIVE SEASONS LEADING TEAM

- 3 Arian Foster, 2010-12
- Domanick Williams#, 2003-05
- 2 Andre Johnson, 2006-07

CAREER

- 68 Arian Foster, 2009-15
- 64 Andre Johnson, 2003-14
- 29 Owen Daniels, 2006-13
- 28 Domanick Williams#, 2003-05
- 25 Kevin Walter, 2007-12

SEASON

- 18 Arian Foster, 2010
- 17 Arian Foster, 2012
- 14 Domanick Williams#, 2004
- 13 Arian Foster, 2014
- 12 Arian Foster, 2011
- 11 DeAndre Hopkins, 2015

SEASON, ROOKIE

- 10 Steve Slaton, 2008
- 8 Domanick Williams#, 2003
- 5 Owen Daniels, 2006

GAME

- 3 Arian Foster at Tennessee, 10/26/14
- Ben Tate vs. New England, 12/1/13
- Andre Johnson vs. Indianapolis, 11/3/13
- Arian Foster at Tennessee, 10/23/11
- Arian Foster vs. Indianapolis, 9/12/10
- Ryan Moats at Buffalo, 11/1/09

GAME, OPPONENT

- 4 Shaun Alexander at Seattle, 10/16/05
- 3 11 times, last by D.Freeman at Atlanta, 10/4/15

GAME, ROOKIE

- 2 10 times, last by J.Strong vs. Indianapolis, 10/8/15

GAME, OPPONENT, ROOKIE

- 3 Devonta Freeman at Atlanta, 10/4/15

CONSECUTIVE GAMES SCORING TOUCHDOWNS

- 11 Arian Foster, 12/18/11 - 11/11/12
- 9 Domanick Williams#, 11/7/04 - 1/2/05
- 7 Arian Foster, 10/5/14-12/7/14
- 6 Arian Foster, 10/23/11 - 12/4/11
- 5 Arian Foster, 10/17/10 - 11/14/10

POINTS AFTER TOUCHDOWNS

SEASONS LEADING TEAM

- 8 Kris Brown, 2002-09
- 2 Neil Rackers, 2010-11
- 2 Randy Bullock, 2013-14

ATTEMPTED, CAREER

- 253 Kris Brown, 2002-09
- 83 Neil Rackers, 2010-11
- 72 Randy Bullock, 2013-15

ATTEMPTED, SEASON

- 45 Shayne Graham, 2012
- 44 Kris Brown, 2009
- 43 Neil Rackers, 2010
- 40 Randy Bullock, 2014
- Neil Rackers, 2011
- Kris Brown, 2007

ATTEMPTED, GAME

- 6 Randy Bullock vs. Tennessee, 11/30/14
- Kris Brown vs. Jacksonville, 12/30/07

ATTEMPTED, GAME, OPPONENT

- 7 Mike Vanderjagt at Indianapolis, 11/14/04
- 6 Andrew Franks at Miami, 10/25/15
- Matt Boshier at Atlanta, 10/4/15
- Stephen Gostkowski at New England, 12/10/12
- Mason Crosby vs. Green Bay, 10/14/12
- Lawrence Tynes vs. Kansas City, 11/20/05
- Josh Brown at Seattle, 10/16/05
- Morten Anderson vs. Kansas City, 9/21/03

CONSECUTIVE POINTS AFTER TOUCHDOWN, CAREER

- 132 Kris Brown, 11/5/06 - 1/3/10
- 116 Kris Brown, 9/8/02 - 10/29/06
- 69 Neil Rackers, 9/12/10 - 11/6/11
- 66 Randy Bullock, 9/9/13-12/28/14

POINTS AFTER TOUCHDOWN PERCENTAGE, CAREER (250 ATTEMPTS)

- 99.2 Kris Brown, 2002-09 (251-253)

TWO-POINT CONVERSIONS

TWO-POINT CONVERSIONS, CAREER

- 2 Andre Johnson, 2003-14

TWO-POINT CONVERSIONS, SEASON

- 1 15 times, last by Jonathan Grimes, 2015

TWO-POINT CONVERSION, GAME

- 1 15 times, last by J.Grimes, at Buffalo, 12/06/15

TWO-POINT CONVERSION, GAME, OPPONENT

- 2 Lance Moore at New Orleans, 9/25/11

FIELD GOALS

SEASONS LEADING TEAM

- 8 Kris Brown, 2002-09
- 2 Neil Rackers, 2010-11
- 2 Randy Bullock, 2013-14

CONSECUTIVE SEASONS LEADING TEAM

- 8 Kris Brown, 2002-09
- 2 Neil Rackers, 2010-11
- 2 Randy Bullock, 2013-14

ATTEMPTED, CAREER

- 223 Kris Brown, 2002-09
- 76 Randy Bullock, 2013-15
- 68 Neil Rackers, 2010-11

ATTEMPTED, SEASON

- 41 Nick Novak, 2016
- 38 Shayne Graham, 2012
- Neil Rackers, 2011
- 37 Nick Novak, 2016
- 35 Randy Bullock, 2014
- Randy Bullock, 2013

ATTEMPTED, GAME

- 7 Kris Brown at Miami, 9/7/03
- 6 Randy Bullock vs. Baltimore, 12/21/14
- Shayne Graham vs. Indianapolis, 12/16/12

FIELD GOALS, CAREER

- 172 Kris Brown, 2002-09
- 61 Randy Bullock, 2013-15
- 59 Neil Rackers, 2010-11

FIELD GOALS, SEASON

- 35 Nick Novak, 2016
- 32 Neil Rackers, 2011
- 31 Shayne Graham, 2012
- 30 Randy Bullock, 2014
- 29 Kris Brown, 2008

FIELD GOALS, GAME

- 6 Randy Bullock vs. Baltimore, 12/21/14
- 5 Shayne Graham vs. Indianapolis, 12/16/12
- Kris Brown vs. Miami, 10/7/07
- Kris Brown at Baltimore, 12/4/05
- Kris Brown at Miami, 9/7/03
- Nick Novak at Indianapolis, 12/11/16

FIELD GOALS, GAME, OPPONENT

- *8 Rob Bironas vs. Tennessee, 10/21/07
- 5 Billy Cundiff at Baltimore, 10/16/11
- Rian Lindell at Buffalo, 9/11/05
- Phil Dawson vs. Cleveland, 1/2/05

CONSECUTIVE GAMES SCORING FIELD GOALS

- 19 Randy Bullock - 9/22/13 - 10/5/14
- 15 Neil Rackers, 11/1/10 - 10/9/11
- 10 Kris Brown, 11/13/05 - 9/17/06
- 9 Kris Brown, 10/25/09 - 12/27/09
- Kris Brown, 9/8/02 - 11/10/02

CONSECUTIVE FIELD GOALS MADE

- 18 Neil Rackers, 12/13/10 - 10/2/11
- 16 Randy Bullock, 9/22/13 - 9/14/14
- Nick Novak, 11/13/16 - 12/24/16
- 15 Kris Brown, 12/3/06 - 9/30/07
- Kris Brown, 9/7/08 - 11/23/08
- 13 Shayne Graham, 9/9/12 - 10/21/12
- Neil Rackers, 10/3/10 - 12/2/10

LONGEST FIELD GOAL

- 57 Neil Rackers at Denver, 12/26/10
- Kris Brown vs. Miami, 10/7/07
- 56 Kris Brown at Indianapolis, 11/8/09
- 55 Randy Bullock vs. Buffalo, 9/28/14

LONGEST FIELD GOAL, OPPONENT

- 58 Kyle Brindza vs. Tampa Bay, 9/27/15
- 57 Kai Forbath vs. New Orleans 11/29/15
- 56 Blair Walsh vs. Minnesota, 12/23/12

FIELD GOAL PERCENTAGE, CAREER (100 ATTEMPTS)

- 77.1 Kris Brown, 2002-09

FIELD GOAL PERCENTAGE, SEASON

- 90.0 Neil Rackers, 2010
- 87.9 Kris Brown, 2008
- 86.2 Kris Brown, 2007
- 85.7 Nick Novak, 2015
- 85.4 Nick Novak, 2016

MOST FIELD GOALS, NO MISSES, GAME

- 6 Randy Bullock vs. Baltimore, 12/21/14
- 5 Kris Brown vs. Miami, 10/7/07
- Kris Brown at Baltimore, 12/4/05
- Nick Novak at Indianapolis, 12/11/16
- 4 Neil Rackers at New Orleans, 9/25/11
- Kris Brown vs. Tennessee, 10/9/05
- Nick Novak vs. Jacksonville, 12/18/16

MOST FIELD GOALS, NO MISSES, GAME, OPPONENT

- 8 Rob Bironas vs. Tennessee, 10/21/07
- 5 Rian Lindell at Buffalo, 9/11/05
- Phil Dawson vs. Cleveland, 1/2/05

MOST FIELD GOALS, 50 OR MORE YARDS, CAREER

- 14 Kris Brown, 2002-09
- 7 Neil Rackers, 2010-11
- 5 Randy Bullock, 2013-14

MOST FIELD GOALS, 50 OR MORE YARDS, SEASON

- 5 Kris Brown, 2007
- 4 Randy Bullock, 2014
- Shayne Graham, 2012
- Neil Rackers, 2011
- 3 Neil Rackers, 2010
- Nick Novak, 2016

INDIVIDUAL RECORDS

SCORING (CONT.)

MOST FIELD GOALS, 50 OR MORE YARDS, GAME

- *3 Kris Brown vs. Miami, 10/7/07
- 2 Nick Novak vs. Jacksonville, 1/3/16
Neil Rackers at Denver, 12/26/10
Randy Bullock vs. Buffalo, 9/28/14

*NFL record

SAFETIES

CAREER

- 1 J.J. Watt, 2011-16
Joe Mays, 2013
Connor Barwin, 2009-12
Zac Diles, 2007-10, 2014
Brian Cushing, 2009-16
Seth Payne, 2002-06
Jimmy McClain, 2002

SEASON

- 1 J.J. Watt, 2014
Joe Mays, 2013
Connor Barwin, 2012
Brian Cushing, 2009
Seth Payne, 2002
Jimmy McClain, 2002

GAME

- 1 J.J. Watt vs. Jacksonville, 12/28/14
Joe Mays vs. Tennessee, 9/15/13
Connor Barwin vs. Baltimore, 10/21/12
Zac Diles at Jacksonville, 12/6/09
Brian Cushing vs. Oakland, 10/4/09
Jimmy McClain vs. Baltimore, 12/15/02
Seth Payne vs. Dallas, 9/2/02

GAME, OPPONENT

- 1 Geno Atkins vs. Cincinnati, 11/23/14
Cory Redding at Indianapolis, 12/15/13
Elvis Dumervil at Denver, 9/23/12

SERVICE

SEASONS

- 12 Andre Johnson, 2003-14
- 9 Duane Brown 2008-16
- 8 Owen Daniels, 2006-13
- 8 Chester Pitts, 2002-09
- 8 Kris Brown, 2002-09
- 8 Brian Cushing, 2009-16
- 7 Kevin Walter, 2006-12
- 7 Matt Schaub, 2007-13
- 7 Chris Myers, 2008-14
- 7 Jon Weeks, 2010-16
- 7 Kareem Jackson, 2010-16

GAMES PLAYED

- 169 Andre Johnson, 2003-14
- 132 Duane Brown, 2008-16
- 128 Kris Brown, 2002-09
- 114 Chester Pitts, 2002-09
- 112 Chris Myers, 2008-14
- 111 Jon Weeks, 2010-16

CONSECUTIVE GAMES PLAYED

- 128 Kris Brown, 2002-09
- 114 Chester Pitts, 2002-09
- 112 Chris Myers, 2008-14
- 112 Jon Weeks, 2010-16
- 91 Eric Winston, 2006-11
- 83 Steve McKinney, 2002-07

STARTS

- 169 Andre Johnson, 2003-14
- 132 Duane Brown, 2008-16
- 114 Chester Pitts, 2002-09
- 112 Chris Myers, 2008-14
- 96 Owen Daniels, 2006-13

CONSECUTIVE STARTS

- 114 Chester Pitts, 2002-09
- 112 Chris Myers, 2008-14
- 86 Eric Winston, 2006-11
- 83 J.J. Watt, 2011-16
- 77 Mario Williams, 2006-10
- 73 DeMeco Ryans, 2006-10

TEAM RECORDS

WIN-LOSS RECORDS

WIN-LOSS RECORDS

Year	W	L	T	Pct.
2002	4	12	0	.250
2003	5	11	0	.313
2004	7	9	0	.438
2005	2	14	0	.125
2006	6	10	0	.375
2007	8	8	0	.500
2008	8	8	0	.500
2009	9	7	0	.563
2010	6	10	0	.375
2011	10	6	0	.625
2012	12	4	0	.750
2013	2	14	0	.125
2014	9	7	0	.563
2015	9	7	0	.563
2016	9	7	0	.563
Totals	106	134	0	.442

HOME

Year	W	L	T	Pct.
2002	2	6	0	.250
2003	3	5	0	.375
2004	3	5	0	.375
2005	2	6	0	.250
2006	4	4	0	.500
2007	6	2	0	.750
2008	6	2	0	.750
2009	4	4	0	.500
2010	4	4	0	.500
2011	5	3	0	.625
2012	6	2	0	.750
2013	1	7	0	.125
2014	5	3	0	.625
2015	5	3	0	.625
2016	7	1	0	.875
Totals	63	57	0	.525

ROAD

Year	W	L	T	Pct.
2002	2	6	0	.250
2003	2	6	0	.250
2004	4	4	0	.500
2005	0	8	0	.000
2006	2	6	0	.250
2007	2	6	0	.250
2008	2	6	0	.250
2009	5	3	0	.625
2010	2	6	0	.250
2011	5	3	0	.625
2012	6	2	0	.750
2013	1	7	0	.125
2014	4	4	0	.500
2015	4	4	0	.500
2016	2	6	0	.250
Totals	43	77	0	.358

GAMES WON

CONSECUTIVE GAMES WON

- 7 10/23/11 - 12/11/11
- 6 10/21/12 - 12/2/12
- 12/13/09 - 9/19/10 (over two seasons)
- 5 12/20/15 - 9/18/16
- 9/9/12 - 10/8/12
- 4 11/1/15 - 11/29/15
- 11/23/08 - 12/14/08
- 12/24/06 - 9/16/07 (over two seasons)

GAMES WON, SEASON

- 12 2012
- 10 2011
- 9 2009, 2014, 2015, 2016
- 8 2007, 2008

CONSECUTIVE GAMES WON, SINGLE SEASON

- 7 10/23/11 - 12/11/11
- 6 10/21/12 - 12/2/12
- 5 9/9/12 - 10/8/12
- 4 11/1/15 - 11/29/15
- 12/13/09 - 1/3/10
- 11/23/08 - 12/14/08

CONSECUTIVE GAMES WON, START OF SEASON

- 5 2012
- 2 2007, 2010, 2011, 2013, 2014, 2016

CONSECUTIVE GAMES WON, END OF SEASON

- 4 2009
- 3 2015
- 2 2006, 2014

CONSECUTIVE HOME GAMES WON

- 6 1/3/16 - 10/30/16
- 4 10/21/12 - 12/16/12
- 11/18/07 - 12/30/07

CONSECUTIVE ROAD GAMES WON

- 6 9/16/12 - 12/2/12
- 4 12/20/09 - 10/3/10
- 10/23/11 - 12/11/11
- 3 10/26/14 - 12/7/14

SHUTOUT GAMES WON, SEASON

- 1 2010: 20-0 vs. Tennessee, 11/28/10
- 2004: 21-0 at Jacksonville, 12/26/04

WIN-LOSS RECORDS

CONSECUTIVE GAMES LOST

- 14 9/22/13 - 12/29/13
- 7 1/2/05 - 10/23/05
- 6 11/6/05 - 12/11/05
- 12/7/03 - 9/19/04
- 12/24/05 - 9/26/06
- 9/15/02 - 10/20/02

GAMES LOST, SEASON

- 14 2013
- 2005
- 12 2002
- 11 2003

CONSECUTIVE GAMES LOST, SEASON

- 14 9/22/13 - 12/29/13
- 6 11/6/05 - 12/11/05
- 9/11/05 - 10/23/05
- 9/15/02 - 10/20/02

CONSECUTIVE GAMES LOST, START OF SEASON

- 6 2005
- 4 2008
- 2 2004, 2006, 2015

CONSECUTIVE GAMES LOST, END OF SEASON

- 14 2013
- 4 2003
- 3 2002, 2011

CONSECUTIVE HOME GAMES LOST

- 7 9/22/13 - 12/1/13
- 5 12/24/04 - 10/23/05
- 4 9/22/02 - 11/17/02

CONSECUTIVE ROAD GAMES LOST

- 12 9/11/05 - 11/5/06
- 7 9/22/13 - 12/29/13
- 6 11/1/10 - 12/26/10

SHUTOUT GAMES LOST, SEASON

- 2 2003: 27-0 at Jacksonville, 12/7/03

SCORING

TOUCHDOWNS

MOST, SEASON

- 46 2012
- 2009
- 44 2010
- 43 2007
- 41 2011

FEWEST, SEASON

- 22 2002
- 26 2005
- 28 2013
- 29 2003
- 30 2006

MOST, GAME

- 6 vs. Tennessee, 11/30/14
- vs. Jacksonville, 12/30/07
- 5 9 times, last vs. Jacksonville (OT), 11/18/12

MOST ALLOWED, SEASON

- 52 2010
- 50 2005
- 48 2013
- 45 2008
- 43 2007

MOST ALLOWED, GAME

- 7 2x, last: at Atlanta, 10/4/15
- 6 6 times, last at Miami, 10/25/15

FEWEST ALLOWED, SEASON

- 27 2011
- 36 2014
- 2016
- 37 2015
- 38 2012

FEWEST ALLOWED, GAME

- 0 17 times, last vs. Jacksonville, 1/3/16

POINTS SCORED

MOST SCORED, SEASON

- 416 2012
- 390 2010
- 388 2009
- 381 2011
- 379 2007

MOST SCORED, GAME

- 45 vs. Tennessee, 11/30/14
- 43 vs. Jacksonville (OT), 11/18/12
- vs. Baltimore, 10/21/12
- 42 vs. Jacksonville, 12/30/07
- 41 at Tennessee, 10/23/11

FEWEST POINTS SCORED, SEASON

- 213 2002
- 255 2003
- 260 2005
- 267 2006
- 276 2013

FEWEST POINTS SCORED, GAME

- 0 at Jacksonville, 12/7/03
- at New England, 9/22/16
- 3 7 times, last at Indianapolis, 12/15/13

MOST POINTS SCORED, SEASON, OPPONENT

- 431 2005
- 428 2013
- 427 2010
- 394 2008
- 384 2007

TEAM RECORDS

SCORING (CONT.)

MOST POINTS SCORED, GAME, OPPONENT

- 49 at Indianapolis, 11/14/04
- 48 at Atlanta, 10/4/15
- 45 vs. Kansas City, 11/20/05
- 44 at Miami, 10/25/15
- 43 at Indianapolis, 9/17/06

FEWEST POINTS SCORED, SEASON, OPPONENT

- 278 2011
- 307 2014
- 313 2015
- 328 2016
- 331 2012

FEWEST POINTS SCORED, GAME, OPPONENT

- 0 vs. Tennessee, 11/28/10
- 0 at Jacksonville, 12/26/04
- 3 vs. Kansas City, 9/9/07
- 5 at Chicago, 12/19/04
- 6 13 times, last vs. Jacksonville, 1/3/16

MOST POINTS, SHUTOUT VICTORY, GAME

- 21 at Jacksonville, 12/26/04
- 20 vs. Tennessee, 11/28/10

FEWEST POINTS, SHUTOUT VICTORY, GAME

- 20 vs. Tennessee, 11/28/10
- 21 at Jacksonville, 12/26/04

MOST POINTS, GAME, BOTH TEAMS

- 80 Texans 43 vs. Jacksonville, 37 (OT), 11/18/12
- 74 Texans 36 vs. Tennessee 38, 10/21/07
- 73 Texans 33 at New Orleans 40, 9/25/11
- 70 Texans 42 vs. Jacksonville 28, 12/30/07
- Texans 26 at Miami 44, 10/25/15
- 69 Texans 21 at Atlanta 48, 10/4/15

FEWEST POINTS, GAME, BOTH TEAMS

- 16 Texans 10 at Cincinnati 6, 11/16/15
- Texans 3 vs. Tennessee 13, 12/29/02
- 19 Texans 13 at Chicago 6, 11/11/12
- Texans 6, vs. Jacksonville 13, 11/24/13
- Texans 3, at Tampa Bay 16, 12/14/03
- 20 Texans 20 vs. Tennessee 0, 11/28/10
- Texans 14 vs. Cleveland 6, 12/31/06

MOST POINTS IN FIRST QUARTER

- 17 vs. Indianapolis, 9/11/11
- vs. Seattle, 12/13/09
- 14 13 times, last vs. Tennessee, 10/2/16

MOST POINTS IN SECOND QUARTER

- 24 vs. Arizona, 12/18/05
- vs. Miami, 9/9/12
- 21 vs. Jacksonville, 12/30/07
- 20 vs. Seattle, 9/29/13
- vs. Baltimore, 10/21/12

MOST POINTS IN THIRD QUARTER

- 17 at Tennessee, 12/27/15

MOST POINTS IN FOURTH QUARTER

- 29 vs. Tennessee, 10/21/07
- 22 at Buffalo, 11/1/09
- 21 at Jacksonville, 10/18/15
- at Atlanta, 10/4/15
- vs. Kansas City, 10/17/10
- vs. New England, 1/3/10
- at Indianapolis, 9/17/06
- vs. Minnesota, 10/10/04

MOST POINTS IN FIRST QUARTER, OPPONENT

- 24 vs. Indianapolis, 10/9/14
- 21 at Tennessee, 12/19/10
- at Miami, 10/25/15
- 17 at New England, 12/17/06

MOST POINTS IN SECOND QUARTER, OPPONENT

- 24 at Pittsburgh, 10/20/14
- 21 at Atlanta, 10/4/15
- at Indianapolis, 12/23/07
- at San Diego, 10/28/07
- vs. Kansas City, 11/20/05

MOST POINTS IN THIRD QUARTER, OPPONENT

- 21 vs. St. Louis, 10/13/13
- at Indianapolis, 11/14/04
- 17 at Cleveland, 10/20/02

MOST POINTS IN FOURTH QUARTER, OPPONENT

- 23 at New Orleans, 9/25/11
- 22 vs. Baltimore, 11/9/08
- 21 5 times, last vs. Denver, 12/23/13

MOST POINTS IN FIRST QUARTER, BOTH TEAMS

- 24 Texans 0, vs. Colts 24, 10/9/14
- Texans 10, vs. San Diego 14, 11/7/10
- 21 7 times, last: Texans 0, at Miami 21, 10/25/15

MOST POINTS IN SECOND QUARTER, BOTH TEAMS

- 31 Texans 24, vs. Arizona 7, 12/18/05
- 30 Texans 6, at Pittsburgh 24, 10/20/14
- 28 5 times, last Texans 14, at Detroit 14, 11/22/12

MOST POINTS IN THIRD QUARTER, BOTH TEAMS

- 28 Texans 7, at Indianapolis 21, 11/14/04
- 27 Texans 10, at Cleveland 17 10/20/02
- 21 8 times, last Texans 14, vs. N.Y. Jets 7, 11/22/15

MOST POINTS IN FOURTH QUARTER, BOTH TEAMS

- 37 Texans 14, at New Orleans 23, 9/25/11
- 35 Texans 29, vs. Tennessee 6, 10/21/07
- 34 Texans 13, at Indianapolis 21, 9/17/06
- 30 Texans 20, at N.Y. Jets 10, 11/21/10
- 29 Texans 8, at Jacksonville 21, 10/14/07

CONSECUTIVE GAMES SCORING A TOUCHDOWN

- 105 10/22/06 through 12/16/12
- 30 12/22/13 through 12/06/15
- 29 12/21/03 through 11/27/05
- 12 9/7/03 through 11/30/03

CONSECUTIVE GAMES SCORING

- 197 12/14/03 – 9/18/16
- 28 9/8/02 – 11/30/03

CONSECUTIVE QUARTERS HELD SCORELESS

- 7 4th quarter vs. Atlanta, 11/30/03, through 2nd quarter at Tampa Bay, 12/14/03
- 4 4 times, last 1st quarter at New England, 9/22/16 through 4th quarter at New England, 9/22/16

CONSECUTIVE QUARTERS HELD SCORELESS, OPPONENTS

- 5 3rd quarter at Indianapolis, 12/20/15, through 3rd quarter at Tennessee, 12/27/15
- 5 2nd quarter vs. Washington, 9/7/14, through 4th quarter at Oakland, 9/14/14
- 5 3rd quarter vs. Jacksonville, 1/2/11, through 3rd quarter vs. Indianapolis, 9/11/11

CONSECUTIVE QUARTERS HELD WITHOUT A TOUCHDOWN, OPPONENTS

- 13 vs. Indianapolis, 12/12/04 through vs. Cleveland, 1/2/05
- 12 at Miami, 10/25/15 through vs. N.Y. Jets, 11/22/15
- 9 vs. Baltimore, 10/21/12 through at Chicago, 11/11/12

MOST POINTS BY HALF

FIRST HALF

- 34 vs. Indianapolis, 9/11/11
- 29 vs. Baltimore, 10/21/12
- 27 at Miami, 12/27/09

SECOND HALF

- 29 vs. Tennessee, 10/21/07
- 28 vs. Kansas City, 10/17/10
- vs. Minnesota, 10/10/04
- 26 at Miami, 10/25/15
- 25 at Buffalo, 11/1/09
- 24 vs. Tennessee, 9/30/12

MOST POINTS BY HALF, OPPONENT FIRST HALF

- 41 at Miami, 10/25/15
- 35 at San Diego, 10/28/07
- 31 vs. Kansas City, 11/20/05
- 28 at Atlanta, 10/4/15
- 27 vs. Kansas City, 9/13/15
- vs. Indianapolis, 10/9/14
- at New England, 12/17/06

SECOND HALF

- 31 at Dallas, 10/15/06
- 30 at New Orleans, 9/25/11
- 29 vs. Baltimore, 11/9/08
- 28 4 times, last vs. Indianapolis, 11/29/09

MOST POINTS BY HALF, BOTH TEAMS FIRST HALF

- 48 Texans 24, at Tennessee 24, 9/20/09
- 41 Texans 0, at Miami 41, 10/25/15
- 41 Texans 14, vs. Indianapolis 27, 10/9/14
- 38 Texans 21, vs. Jacksonville 17, 9/27/09
- Texans 3, at San Diego 35, 10/28/07
- Texans 7, vs. Kansas City 31, 11/20/05

SECOND HALF

- 47 Texans 17 at New Orleans 30, 9/25/11
- 45 Texans 28 vs. Kansas City 17, 10/17/10
- 45 Texans 29 vs. Tennessee 16, 10/21/07
- 44 Texans 21 at Indianapolis 23, 9/17/06

EXTRA POINTS

SEASON

- 45 2012
- 43 2010
- 2009
- 40 2014
- 2007

GAME

- 6 vs. Tennessee, 11/30/14
- vs. Jacksonville, 12/30/07
- 5 5 times, last vs. Baltimore, 10/21/12

SEASON, OPPONENT

- 50 2010
- 47 2005
- 46 2013
- 43 2008
- 42 2007

GAME, OPPONENT

- 7 at Indianapolis, 11/14/04
- 6 6 times, last at Atlanta, 10/4/15

TWO-POINT CONVERSIONS

SEASON

- 3 2007
- 2 2015
- 2006
- 2002

GAME

- 1 15 times, last at Buffalo, 12/06/15

TEAM RECORDS

SCORING (CONT.)

DEFENSIVE TOUCHDOWNS

SEASON

- 5 2014, 2004
- 4 2012
- 3 2015, 2009, 2002

GAME

- 2 vs. Tennessee, 9/30/12
- at Pittsburgh, 12/8/02

SCORING MARGIN

MARGIN OF VICTORY

- 34 at Tennessee, 10/23/11
- 30 vs. Baltimore, 10/21/12
- 29 vs. Cincinnati, 10/26/08
- 28 at Tennessee, 12/27/15
- 28 at Tampa Bay, 11/13/11

MARGIN OF DEFEAT

- 35 at Indianapolis, 11/14/04
- vs. Cincinnati, 11/03/02
- 33 at New England, 12/17/06
- 32 at Seattle, 10/16/05
- 31 at San Francisco, 10/6/13

COMEBACK VICTORIES (POINTS BEHIND)

- 21 at San Diego, 9/9/13, 31-28 final
- 18 vs. Tennessee, 11/28/04, 31-21 final
- 17 at Washington, 9/19/10, 30-27 final (OT)
- 14 5 times, last vs. Indianapolis, 10/16/16, 26-23 final (OT)

LARGEST DEFICIT OVERCOME

- 25 vs. Tennessee, 10/21/07, down 32-7, 36-38 final
- 21 at San Diego, 9/9/13, down 28-7, 31-28 final
- vs. Baltimore, 12/13/10, down 21-0 and 28-7, 28-34 final (OT)
- at Arizona, 10/11/09, down 21-0, 21-28 final
- vs. Minnesota, 10/10/04, down 21-0, 28-34 final (OT)
- vs. Tennessee, 11/28/04, down 21-3, 31-21 final

LARGEST LEAD BEFORE OPPONENT SCORES

- 34 at Tennessee, 12/27/15
- 34 vs. Indianapolis, 9/11/11
- 27 at Oakland, 9/14/14
- at Tennessee, 10/23/11
- 24 vs. Tennessee, 11/30/14
- vs. Seattle, 12/13/09

SCORING DRIVES

LONGEST SCORING DRIVE (YARDS)

- 99 vs. Baltimore, 12/13/10, 15 plays, TD
- at Jacksonville, 10/18/15, 16 plays, TD
- 98 at Tennessee, 10/26/14, 11 plays, TD
- vs. Tennessee, 10/21/07, 7 plays, TD
- at Tennessee, 10/12/03, 2 plays, TD
- 97 at Denver, 9/23/12, 14 plays, TD
- at Detroit, 11/22/12, 15 plays, TD

LONGEST SCORING DRIVE (PLAYS)

- 19 vs. Pittsburgh, 10/21/11, 95 yards, TD
- vs. Atlanta, 12/4/11, 85 yards, TD
- 18 at N.Y. Giants, 11/5/06, 80 yards, TD
- 17 at Jacksonville, 9/6/12, 80 yards, TD
- 16 12 times, last vs. N.Y. Jets, 11/22/15, 88 yds, FG

LONGEST SCORING DRIVE (TIME)

- 10:55 vs. Pittsburgh, 10/21/11, 19 plays, 95 yards, TD
- 10:41 vs. Atlanta, 12/4/11, 19 plays, 85 yards, TD
- 10:26 vs. Kansas City, 9/9/07, 15 plays, 65 yards, FG
- 10:08 vs. Detroit, 10/19/08, 15 plays, 79 yards, TD
- 9:29 vs. Indianapolis, 12/24/06, 15 plays, 51 yards, FG

SHORTEST SCORING DRIVE (YARDS)

- 12 at Tennessee, 9/21/08, 4 plays, FG
- 10 vs. Miami, 9/9/12, 4 plays, FG
- 5 at Pittsburgh, 12/8/02, 4 plays, FG
- 4 at Pittsburgh, 9/7/08, 4 plays, FG
- 3 at Oakland, 12/3/06, 4 plays, FG
- 1 at Jacksonville, 11/27/11, 4 plays, FG
- vs. Jacksonville, 9/28/03, 4 plays, FG

SHORTEST SCORING DRIVE (PLAYS)

- 1 15 times, last vs. Tennessee, 11/30/14, 70 yds, TD

SHORTEST SCORING DRIVE (TIME)

- 0:02 vs. Cleveland, 11/6/11, 1 play, 0 yards, FG
- 0:04 vs. San Diego, 11/7/10, 1 play, 8 yards, TD
- vs. Jacksonville, 12/1/08, 1 play, 7 yards, TD
- at Denver, 11/7/04, 1 play, 1 yard, TD
- 0:07 vs. Jacksonville, 12/1/08 1 play, 40 yards, TD
- 0:09 at N.Y. Jets, 11/21/10, 1 play, 43 yards, TD

TOTAL OFFENSE

MOST NET YARDS GAINED, SEASON

- 6,186 2010
- 6,129 2009
- 6,113 2008
- 5,954 2011
- 5,953 2012

MOST NET YARDS GAINED, GAME

- 653 vs. Jacksonville (OT), 11/18/12
- 549 at Green Bay, 12/7/08
- 526 at Washington (OT), 9/19/10
- 518 at Tennessee, 10/23/11
- 501 at Detroit (OT), 11/22/12

FEWEST NET YARDS GAINED, SEASON

- 3,572 2002
- 4,053 2005
- 4,306 2003
- 4,465 2006
- 5,128 2004

FEWEST NET YARDS GAINED, GAME

- 47 at Pittsburgh, 12/8/02
- 107 at Tampa Bay, 12/14/03
- 118 at San Diego, 9/15/02
- 120 at Buffalo, 9/11/05
- 124 at Oakland, 12/3/06
- at Jacksonville, 12/7/03

MOST NET YARDS ALLOWED, SEASON

- 6,082 2003
- 6,031 2010
- 5,824 2005
- 5,571 2014
- 5,507 2007

MOST NET YARDS ALLOWED, GAME

- 535 at Tennessee, 10/12/03
- 525 at Detroit (OT), 11/22/12
- 515 at Indianapolis, 9/17/06
- 511 vs. Denver, 12/22/13
- 510 vs. Minnesota (OT), 10/10/04

FEWEST NET YARDS ALLOWED, SEASON

- 4,571 2011
- 4,821 2016
- 5,081 2013
- 5,172 2012
- 5,198 2009

FEWEST NET YARDS ALLOWED, GAME

- 117 at Jacksonville, 9/16/12
- 126 at Jacksonville, 12/26/04
- 148 at Tennessee, 10/23/11
- 150 vs. Jacksonville, 12/18/16
- 162 vs. Tennessee, 11/28/10

MOST NET YARDS GAINED, SEASON, BOTH TEAMS

- 12,217 2010
- 11,498 2008
- 11,327 2009
- 11,125 2012
- 11,084 2014
- 11,084 2015

MOST NET YARDS GAINED, GAME, BOTH TEAMS

- 1,098 Texans 640, vs. Jacksonville 458 (OT), 11/18/12
- 1,026 Texans 501, at Detroit 525 (OT), 11/22/12
- 993 Texans 458, at Tennessee 535, 10/12/03
- 947 Texans 526, at Washington 421 (OT), 9/19/10
- 937 Texans 549, at Green Bay 388, 12/7/08

FEWEST NET YARDS GAINED, SEASON, BOTH TEAMS

- 8,802 2002
- 9,865 2006
- 9,877 2005
- 10,388 2003
- 10,525 2011

FEWEST NET YARDS GAINED, GAME, BOTH TEAMS

- 385 Texans 118 at San Diego 267, 9/15/02
- 426 Texans 124 at Oakland 302, 12/3/06
- 428 Texans 198 at New England 230, 12/17/06
- 436 Texans 120 at Buffalo 316, 9/11/05
- 443 Texans 165 at Indianapolis 278, 12/1/02

MOST NET YARDS GAINED, FIRST HALF

- 364 vs. Seattle, 12/13/09
- 324 vs. Seattle, 9/29/13
- 306 at Miami, 12/27/09
- 303 at Tennessee, 10/23/11
- 301 at New Orleans, 9/25/11

MOST NET YARDS GAINED, SECOND HALF

- 328 at N.Y. Giants, 9/21/14
- 309 vs. Tennessee, 10/21/07
- 306 vs. Kansas City, 10/17/10
- 301 vs. Baltimore, 12/13/10
- 298 at Atlanta, 10/4/15

FEWEST NET YARDS GAINED, FIRST HALF

- 21 at Pittsburgh, 12/8/02
- 24 vs. Tennessee, 10/21/07
- 46 at Tampa Bay, 12/14/03
- 47 at San Diego, 9/15/02
- 53 at Oakland, 12/3/06

FEWEST NET YARDS GAINED, SECOND HALF

- 4 vs. Indianapolis, 10/23/05
- 26 at Pittsburgh, 12/8/02
- 41 at Arizona, 11/10/13
- 47 Twice, last at Jacksonville, 11/27/11
- 53 vs. New England, 12/13/15

MOST NET YARDS ALLOWED, FIRST HALF

- 392 at Miami, 10/25/15
- 355 vs. Denver, 12/22/13
- 299 vs. Washington, 9/24/06
- 297 at Arizona, 10/11/09
- 292 at Indianapolis, 12/23/07

MOST NET YARDS ALLOWED, SECOND HALF

- 307 vs. New England, 12/1/13
- 302 at Indianapolis, 11/16/05
- 295 vs. New England, 11/23/03
- 291 at Jacksonville, 11/14/10
- 290 at Denver, 12/26/10

FEWEST NET YARDS ALLOWED, FIRST HALF

- 31 vs. Baltimore, 12/21/14
- 43 at Jacksonville, 9/16/12
- 50 vs. San Francisco, 10/25/09
- 54 vs. Tennessee, 11/28/10
- 57 vs. N.Y. Jets, 11/22/15

TEAM RECORDS

TOTAL OFFENSE (CONT.)

FEWEST NET YARDS ALLOWED, SECOND HALF

41 at San Diego, 10/28/07
43 at Arizona, 10/11/09
46 vs. Oakland, 10/4/09
61 vs. Jacksonville, 10/30/11
65 at Jacksonville, 12/7/14
at Tampa Bay, 11/13/11

MOST NET YARDS GAINED, FIRST QUARTER

185 at New Orleans, 9/25/11
184 at Tampa Bay, 11/13/11
178 vs. Indianapolis, 11/3/13
178 vs. Tennessee, 10/3/16
174 vs. Seattle, 12/13/09
161 vs. Baltimore, 12/21/14
at Oakland, 10/3/10

MOST NET YARDS GAINED, SECOND QUARTER

207 at Tennessee, 10/23/11
190 vs. Seattle, 12/13/09
183 vs. Seattle, 9/29/13
179 at Miami, 12/27/09
174 vs. Buffalo, 10/13/02

MOST NET YARDS GAINED, THIRD QUARTER

190 at Indianapolis, 12/30/12
183 at Oakland, 10/3/10
178 at N.Y. Giants, 9/21/14
175 vs. Carolina, 12/18/11
170 at Jacksonville, 11/14/10

MOST NET YARDS GAINED, FOURTH QUARTER

257 at Atlanta, 10/4/15
253 vs. Tennessee, 10/21/07
203 vs. Jacksonville, 11/18/12
196 at Arizona, 10/11/09
194 vs. Baltimore, 12/13/10

FEWEST NET YARDS GAINED, FIRST QUARTER

-5 at Indianapolis, 11/14/04
-3 at Buffalo, 9/11/05
0 at Miami, 10/25/15
2 vs. Indianapolis, 10/9/14
4 vs. Jacksonville, 11/24/13
at Pittsburgh, 12/8/02

FEWEST NET YARDS GAINED, SECOND QUARTER

4 at San Francisco, 1/1/06
6 at San Diego, 9/15/02
9 vs. New England, 11/23/03
10 at Indianapolis, 12/22/11
11 at Oakland, 12/3/06

FEWEST NET YARDS GAINED, THIRD QUARTER

0 at Arizona, 11/10/13
2 vs. Pittsburgh, 10/2/11
5 at Indianapolis, 9/17/06
7 at Kansas City, 9/26/04
10 vs. Philadelphia, 9/10/06

FEWEST NET YARDS GAINED, FOURTH QUARTER

-17 vs. Indianapolis, 10/23/05
-9 at Cincinnati, 11/9/03
-1 at Kansas City, 10/20/13
4 at Jacksonville Jaguars, 11/27/11
8 vs. Arizona, 12/18/05
at Pittsburgh, 12/8/02

MOST NET YARDS ALLOWED, FIRST QUARTER

220 vs. Buffalo, 11/19/06
219 at Miami, 10/25/15
218 vs. Indianapolis, 10/9/14
191 at Indianapolis, 11/8/09
171 vs. Pittsburgh, 9/18/05
170 vs. Denver, 12/22/13

MOST NET YARDS ALLOWED, SECOND QUARTER

193 vs. Philadelphia, 9/10/06
185 vs. Denver, 12/22/13
177 vs. Tennessee, 12/21/03
173 at Miami, 10/25/15
171 at Oakland, 9/14/14
170 at Jacksonville, 12/6/09

MOST NET YARDS ALLOWED, THIRD QUARTER

224 at Indianapolis, 11/16/08
213 vs. Oakland, 11/17/13
197 vs. New England, 12/1/13
177 at Baltimore, 10/16/11
170 at Denver, 12/26/10

MOST NET YARDS ALLOWED, FOURTH QUARTER

224 vs. Indianapolis, 9/12/10
213 at Jacksonville, 11/14/10
210 vs. Green Bay, 11/21/04
185 at New Orleans, 9/25/11
176 at Carolina, 9/16/07

FEWEST NET YARDS ALLOWED, FIRST QUARTER

-9 vs. N.Y. Jets, 9/13/03
-1 at Jacksonville, 12/26/04
1 vs. San Francisco, 10/25/09
3 at Oakland, 9/14/14
4 vs. Detroit, 10/18/08

FEWEST NET YARDS ALLOWED, SECOND QUARTER

-2 vs. Indianapolis, 11/3/13
0 at Jacksonville, 9/16/12
11 at Carolina, 9/16/07
17 vs. Tennessee, 11/1/15
17 at New Orleans, 9/14/03

FEWEST NET YARDS ALLOWED, THIRD QUARTER

-5 vs. Miami, 9/9/12
1 at Tampa Bay, 11/13/11
4 vs. Tennessee, 9/15/13
at Indianapolis, 12/30/12
6 at Cincinnati, 10/18/09

FEWEST NET YARDS ALLOWED, FOURTH QUARTER

2 vs. Oakland, 11/17/13
at Pittsburgh, 9/7/08
3 vs. Dallas, 9/8/02
7 at Tennessee, 9/21/08
9 at San Diego, 9/9/13
at Arizona, 10/11/09

RUSHING

RUSHING YARDS

SEASON

2,448 2011
2,161 2014
2,123 2012
2,042 2010
1,882 2004

GAME

261 vs. Cleveland, 11/6/11
257 vs. Indianapolis, 9/12/10
249 at Oakland, 10/3/10
244 vs. Jacksonville, 1/2/11
222 at Tennessee, 10/23/11

FEWEST, SEASON

1,347 2002
1,475 2009
1,586 2007
1,651 2003
1,687 2006

FEWEST, GAME

24 vs. N.Y. Giants, 10/10/10
25 at N.Y. Jets, 11/26/06
28 vs. Tennessee, 12/29/02
30 at Tennessee, 12/19/10
34 vs. Minnesota, 12/23/12
at Dallas, 10/15/06
at Buffalo, 11/16/03

ALLOWED, SEASON

2,370 2003
2,303 2005
2,089 2002
1,963 2008
1,958 2013

ALLOWED, GAME

320 at Seattle, 10/16/05
248 at Miami, 10/25/15
247 at Washington, 12/22/02
244 at Jacksonville, 10/14/07
240 at Tennessee, 9/20/09
at Cincinnati, 11/9/03

FEWEST ALLOWED, SEASON

1,536 2011
1,560 2012
1,595 2016
1,681 2014
1,711 2009

FEWEST ALLOWED, GAME

18 at Washington, 9/19/10
24 vs. Tennessee, 11/28/10
27 at N.Y. Jets, 11/26/06
30 at Tennessee, 12/27/15
32 vs. Jacksonville, 1/3/16

SEASON, BOTH TEAMS

4,119 2005
4,021 2003
3,984 2011
3,842 2014
3,809 2008

GAME, BOTH TEAMS

442 Texans 244 vs. Jacksonville 198, 1/2/11
387 Texans 67 at Seattle 320, 10/16/05
380 Texans 140 at Cincinnati 240, 11/9/03
367 Texans 249 at Oakland 118, 10/3/10
360 Texans 132 vs. Kansas City 228, 10/17/10

FEWEST, SEASON, BOTH TEAMS

3,186 2009
3,411 2007
3,436 2002
3,643 2006
3,683 2012

FEWEST, GAME, BOTH TEAMS

52 Texans 25, at N.Y. Jets 27, 11/26/06
76 Texans 58, at Washington 18, 9/19/10
89 Texans 45, at Arizona 44, 10/11/09
141 Texans 24, vs. N.Y. Giants 117, 10/10/10

ATTEMPTS

SEASON

551 2014
546 2011
508 2012
481 2004
472 2015
437 2005

TEAM RECORDS

RUSHING (CONT.)

ATTEMPTS (CONTINUED)

GAME

54 at Cleveland, 11/16/14
48 at Jacksonville, 9/16/12
47 at Tennessee, 10/23/11
46 vs. Tampa Bay, 9/27/15
at Oakland, 9/14/14
44 3x, last: vs. Atlanta, 12/4/11

FEWEST, SEASON

414 2013
417 2007
421 2003
423 2010
424 2002

FEWEST, GAME

12 vs. Tennessee, 10/21/07
13 vs. N.Y. Jets, 9/13/09
14 at N.Y. Jets, 11/26/06
15 vs. N.Y. Giants, 10/10/10

SEASON, OPPONENT

533 2003
509 2002
506 2005
454 2013
446 2006

GAME, OPPONENT

57 at Cincinnati, 11/9/03
47 at San Francisco, 1/1/06
46 at Washington, 12/22/02
43 vs. Cincinnati, 11/23/14
42 7 times, last at N.Y. Giants, 9/21/14

FEWEST, SEASON, OPPONENT

378 2011
388 2015
390 2012
396 2009

FEWEST, GAME, OPPONENT

10 vs. New Orleans, 11/29/15
vs. Indianapolis, 9/12/10
11 at Tennessee, 12/27/15
12 vs. Baltimore, 10/21/12
vs. Tennessee, 11/28/10
vs. Jacksonville, 10/31/04

RUSHING AVERAGE

SEASON

4.83 2010
4.48 2011
4.27 2008
4.21 2013
4.08 2016

GAME

7.37 at Cincinnati, 11/9/03 (19-140)
7.32 at Detroit (OT), 11/22/12 (28-205)
7.23 vs. Buffalo, 11/19/06 (26-188)
7.10 at Indianapolis, 11/16/08 (21-149)
7.08 vs. Tennessee, 11/28/04 (25-177)

LOWEST, SEASON

3.18 2002
3.47 2009
3.67 2015
3.80 2007

LOWEST, GAME

1.21 at Buffalo, 11/16/03 (28-34)
1.27 vs. Tennessee, 12/29/02 (22-28)
1.42 at Pittsburgh, 12/8/02 (26-37)
1.60 vs. N.Y. Giants, 10/10/10 (15-24)
1.61 vs. Buffalo, 9/28/14 (23-37)

SEASON, OPPONENT

4.55 2005
4.47 2008
4.45 2003
4.42 2004
4.38 2006

GAME, OPPONENT

9.60 at Tennessee, 9/20/09 (25-240)
9.38 at Jacksonville, 10/14/07 (26-244)
8.64 Jacksonville, 12/28/14 (14-121)
7.62 at Seattle, 10/16/05 (42-320)
7.55 at Oakland, 10/3/04 (20-151)

LOWEST, SEASON, OPPONENT

4.00 2014
2012
4.04 2010
4.06 2011
4.10 2002

LOWEST, GAME, OPPONENT

1.04 at N.Y. Jets, 11/26/06 (26-27)
1.06 at Washington, 9/19/10 (17-18)
2.00 vs. Tennessee, 11/28/10 (12-24)
2.06 vs. Baltimore, 12/21/14 (16-33)
2.08 at Chicago, 12/19/04 (26-54)

RUSHING TOUCHDOWNS

SEASON

20 2010
19 2012
18 2011
16 2008
2004

GAME

4 vs. New England, 12/1/13
3 13 times, last at Jacksonville, 12/7/14

SEASON, OPPONENT

21 2005
18 2008
17 2009
16 2010
2006

GAME, OPPONENT

5 at Seattle, 10/16/05
4 at Atlanta, 10/4/15
vs. Jacksonville, 9/27/09
vs. Jacksonville, 12/24/05

100-YARD RUSHING GAMES BY AN INDIVIDUAL

SEASON

11 2011
8 2014
2010
7 2012
5 2008
2004

SEASON, OPPONENT

10 2005
7 2004
2003
6 2007
5 2008
2002

CONSECUTIVE GAMES WITH A RUSHING TOUCH-DOWN

TEXANS

7 at Oakland 10/3/10, through at N.Y. Jets 11/21/10
vs. Tennessee 11/28/04, through at Buffalo 9/11/05
6 at Tennessee 10/23/11, through vs. Atlanta 12/4/11
5 vs. Tennessee 9/30/12, through vs. Buffalo 11/4/12
vs. Carolina 12/18/11, through at Jacksonville 9/16/12
at Oakland 12/3/06, through vs. Cleveland 12/31/06

OPPONENT

6 at Pittsburgh 9/7/08, through vs. Detroit, 10/19/08
5 at Philadelphia 12/2/10, through vs. Jacksonville 1/2/11
at Washington 9/19/10 through vs. Kansas City 10/17/10
at Buffalo, 11/1/09 through at Jacksonville, 12/6/09
at Dallas 10/15/06, through at Jacksonville 11/12/06
at Jacksonville 11/6/05, through at Baltimore 12/4/05
at New Orleans 9/14/03, through vs. N.Y. Jets 10/19/03

PASSING

NET YARDS PASSING

MOST, SEASON

4,654 2009
4,267 2008
4,144 2010
3,833 2015
3,830 2012

MOST, GAME

504 vs. Jacksonville (OT), 11/18/12
468 at Washington (OT), 9/19/10
408 at Green Bay, 12/7/08
403 vs. Oakland, 10/9/11
385 at Cincinnati, 10/18/09

FEWEST, SEASON

2,225 2002
2,237 2005
2,655 2003
2,778 2006
3,246 2004

FEWEST, GAME

-5 at Oakland, 12/3/06
6 vs. Indianapolis, 10/23/05
10 at Pittsburgh, 12/8/02
25 at Buffalo, 9/11/05
29 at San Diego, 9/15/02

MOST ALLOWED, SEASON

4,280 2010
3,890 2014
3,712 2003
3,682 2007

MOST ALLOWED, GAME

421 at Tennessee, 10/12/03
419 at Detroit (OT), 11/22/12
vs. Indianapolis, 9/12/10
403 at Washington, 9/19/10
397 vs. Denver, 12/22/13

FEWEST ALLOWED, SEASON

3,035 2011
3,123 2013
3,141 2002
3,226 2016
3,336 2015

TEAM RECORDS

PASSING (CONT.)

NET YARDS PASSING (CONTINUED)

FEWEST ALLOWED, GAME

31 at Jacksonville, 12/26/04
52 at Jacksonville, 9/16/12
83 vs. Jacksonville, 12/18/16
86 at Tennessee, 10/29/06
90 vs. Jacksonville, 10/30/11

MOST, SEASON, BOTH TEAMS

8,424 2010
8,141 2009
7,756 2015
7,690 2008
7,442 2012

MOST, GAME, BOTH TEAMS

876 Texans 504, vs. Jacksonville 378 (OT), 11/18/12
871 Texans 468, at Washington 403 (OT), 9/19/10
788 Texans 367, at Tennessee 421, 10/12/03
746 Texans 358, vs. Minnesota 388 (OT), 10/10/04
718 Texans 364, at New Orleans 354, 9/25/11

FEWEST, SEASON, BOTH TEAMS

5,366 2002
5,758 2005
6,222 2006
6,367 2003
6,541 2011

FEWEST, GAME, BOTH TEAMS

153 Texans 122, at Jacksonville 31, 12/26/04
172 Texans 29, at San Diego 143, 9/15/02
184 Texans -5, at Oakland 189, 12/3/06
189 Texans 25, at Buffalo 164, 9/11/05
218 Texans 93, at New England 125, 12/14/06

GROSS YARDS PASSING

MOST, SEASON

4,803 2009
4,079 2015
4,474 2008
4,370 2010
4,183 2013

MOST, GAME

527 vs. Jacksonville (OT), 11/18/12
497 at Washington (OT), 9/19/10
416 vs. Oakland, 10/9/11
414 vs. Green Bay, 12/7/08
393 vs. Baltimore (OT), 12/13/10

FEWEST, SEASON

2,636 2002
2,661 2005
2,841 2003
3,032 2006
3,460 2014

FEWEST, GAME

32 at Oakland, 12/3/06
33 at Pittsburgh, 12/8/02
48 vs. Indianapolis, 10/23/05
64 at Tampa Bay, 12/14/03
70 at Buffalo, 9/18/05

MOST ALLOWED, SEASON

4,499 2010
4,141 2014
3,881 2012
3,878 2007
3,835 2003

MOST ALLOWED, GAME

441 at Detroit (OT), 11/22/12
433 vs. Indianapolis, 9/12/10
426 at Washington, 9/19/10
421 at Tennessee, 10/12/03
400 vs. Denver 12/22/13
at Indianapolis, 9/17/06

FEWEST ALLOWED, SEASON

3,322 2011
3,310 2013
3,378 2002
3,598 2008
3,635 2006

FEWEST ALLOWED, GAME

54 at Jacksonville, 12/26/04
76 at Jacksonville, 9/16/12
87 at Tennessee, 10/29/06
97 vs. Jacksonville, 10/30/11
109 at Tennessee, 11/10/02

PASS ATTEMPTS

MOST, SEASON

633 2013
619 2015
593 2009
574 2010
562 2013

MOST, GAME

62 vs. Baltimore (OT), 12/13/10
58 at Carolina, 9/20/15
58 at Jacksonville, 12/5/13
57 at Atlanta, 10/4/15
55 vs. Jacksonville (OT), 11/18/12
54 at Tennessee Titans, 12/19/10
at N.Y. Jets, 11/26/06

FEWEST, SEASON

439 2003
447 2002
449 2005
467 2011
471 2004

FEWEST, GAME

9 vs. Indianapolis, 10/23/05
10 at Pittsburgh, 12/8/02
14 at Oakland, 12/3/06
15 at Tampa Bay, 11/13/11
vs. Cleveland, 12/31/06

MOST, SEASON, OPPONENT

581 2012
548 2009
547 2010
553 2015
546 2007

MOST, GAME, OPPONENT

61 at Detroit (OT), 11/22/12
58 at Pittsburgh, 12/8/02
57 vs. Indianapolis, 9/12/10
55 at Miami, 12/27/09
53 at Jacksonville, 10/18/15
52 at Denver, 9/23/12

FEWEST, SEASON, OPPONENT

469 2005
471 2008
484 2013
502 2003
505 2006

FEWEST, GAME, OPPONENT

11 at San Diego, 10/28/07
15 at San Francisco, 10/6/13
at Tennessee, 10/29/06
16 vs. St. Louis, 10/13/13
18 at Minnesota, 11/2/08
at Pittsburgh, 9/7/08

PASS COMPLETIONS

MOST, SEASON

399 2009
371 2013
367 2008
365 2010
358 2015

MOST, GAME

43 vs. Jacksonville (OT), 11/18/12
39 at N.Y. Jets, 11/26/06
38 at Washington (OT), 9/19/10
35 at Tennessee, 12/19/10
at Arizona, 10/11/09

FEWEST, SEASON

235 2002
248 2003
270 2005
286 2004
288 2011

FEWEST, GAME

3 at Pittsburgh, 12/8/02
6 vs. Indianapolis, 10/23/05
at San Diego, 9/15/02
7 at Oakland, 12/3/06
9 4 times, last vs. Indianapolis, 9/12/10

MOST, SEASON, OPPONENT

363 2014
361 2007
354 2010
344 2009
2004

MOST, GAME, OPPONENT

40 vs. Indianapolis, 9/12/10
36 vs. Minnesota, 10/10/04
35 at Miami, 12/27/09
34 at Indianapolis, 11/8/09
33 vs. New Orleans, 11/18/07
vs. Green Bay, 11/21/04

FEWEST, SEASON, OPPONENT

279 2011
281 2002
287 2013
294 2008
297 2003

FEWEST, GAME, OPPONENT

6 at San Francisco, 10/6/13
7 at San Diego, 10/28/07
at Tennessee, 10/29/06
8 vs. Tennessee, 12/29/02
9 at Jacksonville, 9/16/12
10 3 times, last vs. Jacksonville, 10/30/11

TOUCHDOWN PASSES

MOST, SEASON

29 2015
2009
24 2007
2010
22 2014
2012

TEAM RECORDS

PASSING (CONT.)

TOUCHDOWN PASSES (CONTINUED)

MOST, GAME

- 6 vs. Tennessee, 11/30/14
- 5 vs. Jacksonville (OT), 11/18/12
- 4 at Denver, 9/23/12
- at Cincinnati, 10/18/09
- at Tennessee, 9/20/09
- vs. Tennessee, 10/21/07

MOST, SEASON, OPPONENT

- 33 2010
- 32 2004
- 29 2013
- 2012
- 28 2014

MOST, GAME, OPPONENT

- 6 vs. Green Bay, 10/14/12
- 5 at Indianapolis, 11/14/04
- vs. Minnesota (OT), 10/10/04
- 4 9 times, last at Miami, 10/25/15

CONSECUTIVE GAMES WITH A PASSING TOUCH-DOWN

TEXANS

- 16 at Jacksonville 11/14/10, through vs. Jacksonville 10/30/11
- 14 vs. Baltimore 12/21/14, through at Buffalo 12/06/15
- 12 at Indianapolis 11/8/09, through at Oakland 10/3/10
- at Jacksonville 10/14/07, through vs. Jacksonville 12/30/07
- 10 vs. Pittsburgh 9/18/05, through at Indianapolis 11/13/05

OPPONENT

- 22 at Oakland 9/14/14 through at Miami 10/25/15
- 12 vs. Cleveland 1/2/05, through vs. St. Louis 11/27/05

FIRST DOWNS

MOST, SEASON

- 360 2010
- 341 2012
- 340 2009
- 2008
- 335 2015

MOST, GAME

- 39 vs. Jacksonville (OT), 11/18/12
- 30 vs. Tampa Bay, 9/27/15
- 29 at Cleveland, 11/15/14
- vs. Seattle, 9/29/13
- at Tennessee, 10/23/11
- at Washington (OT), 9/19/10
- vs. New England, 1/3/10
- vs. Detroit, 10/19/08

FEWEST, SEASON

- 208 2002
- 237 2003
- 243 2005
- 282 2006
- 295 2007

FEWEST, GAME

- 3 at Pittsburgh, 12/8/02
- 7 at Tampa Bay, 12/14/03
- at Jacksonville, 12/7/03
- at San Diego, 9/15/02
- vs. New England, 12/13/15

MOST ALLOWED, SEASON

- 352 2010
- 348 2005
- 336 2003
- 329 2014
- 325 2007

MOST ALLOWED, GAME

- 34 at Indianapolis, 9/17/06
- 33 at Indianapolis, 12/23/07
- 31 at Seattle, 10/16/05
- 30 4 times, last vs. Philadelphia, 11/2/14

FEWEST ALLOWED, SEASON

- 270 2011
- 272 2016
- 281 2015
- 282 2013
- 291 2002
- 292 2012

FEWEST ALLOWED, GAME

- 6 at Jacksonville, 12/26/04
- 8 at Chicago, 11/11/12
- vs. Oakland, 10/4/09
- 9 at Jacksonville, 9/16/12
- vs. Tennessee, 11/28/10
- at Buffalo, 11/1/09
- vs. Jacksonville, 12/18/16

MOST, SEASON, BOTH TEAMS

- 712 2010
- 642 2014
- 640 2009
- 2008
- 633 2012

MOST, GAME, BOTH TEAMS

- 56 Texans 39 vs. Jacksonville 17 (OT), 11/18/12
- 55 Texans 26 at Detroit 29 (OT), 11/22/12
- Texans 27 vs. Indianapolis 28, 11/29/09
- 53 Texans 29 at Browns 24, 11/16/14
- 52 Texans 18 at Indianapolis 34, 9/17/06

FEWEST, SEASON, BOTH TEAMS

- 499 2002
- 573 2003
- 589 2013
- 591 2011
- 2005

FEWEST, GAME, BOTH TEAMS

- 21 Texans 13, at Chicago 8, 11/11/12
- 23 Texans 9 at Jacksonville 14, 11/27/11
- Texans 10 at Indianapolis 13, 12/1/02
- Texans 7 at San Diego 16, 9/15/02
- 24 Texans 16 vs. Oakland 8, 10/4/09
- Texans 13 vs. Dallas 11, 9/8/02

RUSHING FIRST DOWNS

MOST, SEASON

- 131 2011
- 118 2010
- 114 2012
- 108 2014
- 106 2008
- 2006

MOST, GAME

- 16 at Jacksonville, 9/16/12
- 15 vs. Indianapolis, 9/12/10
- 14 vs. Cleveland, 11/6/11
- at Tennessee, 10/23/11
- vs. Indianapolis, 12/24/06

FEWEST, SEASON

- 59 2002
- 86 2003
- 89 2005
- 90 2013
- 90 2015

FEWEST, GAME

- 1 vs. Tennessee, 11/1/15
- vs. Minnesota, 12/23/12
- vs. Tennessee, 11/23/09
- vs. Tampa Bay, 12/9/07
- vs. Tennessee, 10/21/07
- at Dallas, 10/15/06
- at Pittsburgh, 12/8/02

MOST, SEASON, OPPONENT

- 130 2003
- 123 2005
- 116 2002
- 115 2006
- 114 2008

MOST, GAME, OPPONENT

- 19 at Seattle, 10/16/05
- 16 at Cincinnati, 11/9/03
- 15 vs. Jacksonville, 1/2/11
- vs. Kansas City, 11/20/05
- at Washington, 12/22/02

FEWEST, SEASON, OPPONENT

- 73 2011
- 79 2015
- 88 2013
- 89 2004
- 91 2009
- 94 2012

FEWEST, GAME, OPPONENT

- 1 vs. Jacksonville, 1/3/16
- at Tennessee, 12/27/15
- vs. Baltimore, 12/21/14
- at Tennessee, 10/26/14
- vs. Tennessee, 11/28/10
- vs. Oakland, 10/4/09
- at Carolina, 9/16/07

PASSING FIRST DOWNS

MOST, SEASON

- 231 2009
- 222 2010
- 210 2015
- 210 2008
- 205 2012

MOST, GAME

- 26 vs. Jacksonville (OT), 11/18/12
- 23 at Washington (OT), 9/19/10
- 21 vs. Baltimore (OT), 12/13/10
- at Cincinnati, 10/18/09
- 20 vs. Seattle, 9/29/13
- at Tennessee, 12/19/10

FEWEST, SEASON

- 119 2002
- 127 2003
- 142 2005
- 156 2006
- 171 2014

FEWEST, GAME

- 1 at Pittsburgh, 12/8/02
- vs. Indianapolis, 9/22/02
- 2 at Oakland, 12/3/06
- 3 at Tampa Bay, 12/14/03
- 4 8 times, last vs. New England, 12/13/15

MOST, SEASON, OPPONENT

- 211 2010
- 206 2014
- 197 2007
- 194 2004
- 188 2005

TEAM RECORDS

FIRST DOWNS (CONT.)

MOST, GAME, OPPONENT

21 at Detroit (OT), 11/22/12
at Indianapolis, 11/16/08
at Indianapolis, 9/17/06
vs. Minnesota (OT), 10/10/04

FEWEST, SEASON, OPPONENT

155 2002
158 2013
166 2011
167 2008
2012

FEWEST, GAME, OPPONENT

2 at Jacksonville, 12/26/04
4 vs. Jacksonville, 12/28/14
at Chicago, 11/11/12
at Jacksonville, 9/16/12
5 9 times, last at San Francisco, 10/6/13

FIRST DOWNS BY PENALTY

MOST, SEASON

35 2015
34 2014
30 2002
24 2008
2003

MOST, GAME

6 vs. Cincinnati, 11/3/02
5 at Carolina, 9/20/15
vs. St. Louis, 10/13/13
vs. Tennessee, 12/14/08
vs. Dallas, 9/8/02
4 6 times, last at Indianapolis, 12/20/15

FEWEST, SEASON

9 2007
12 2005
14 2011
16 2009
19 2013

MOST, SEASON, OPPONENT

37 2005
36 2013
34 2014
2009
31 2012
2011

MOST, GAME, OPPONENT

7 at Jacksonville, 12/5/13
6 vs. Indianapolis, 10/8/15
at Indianapolis, 12/22/11
at Indianapolis, 11/8/09
5 4 times, last at Denver, 9/23/12

FEWEST, SEASON, OPPONENT

19 2008
20 2002
21 2007
2004
23 2006

FIELD GOALS

MOST, SEASON

32 2011
31 2012
30 2014
29 2008
27 2010

FEWEST, SEASON

17 2004
2002
18 2003
19 2006
21 2009

MOST ATTEMPTED, SEASON

38 2012
2011
35 2014
2013
34 2005

FEWEST ATTEMPTED, SEASON

22 2003
24 2004
2002
25 2006
27 2015

MOST ATTEMPTED, GAME

7 at Miami, 9/7/03
6 vs. Baltimore, 12/21/14
vs. Indianapolis, 12/16/12
5 5 times, last vs. Jacksonville (OT), 11/18/12

MOST CONVERTED, GAME

6 vs. Baltimore, 12/21/14
5 vs. Indianapolis, 12/16/12
vs. Miami, 10/7/07
at Baltimore, 12/4/05
at Miami, 9/7/03

CONSECUTIVE GAMES SCORING FIELD GOALS

19 9/22/13 - 10/5/14
17 10/23/11 - 10/21/12
15 11/1/10 - 10/9/11
10 11/13/05 - 9/17/06

MOST FIELD GOALS MADE, SEASON, OPPONENT

30 2013
2011
28 2007
2005
2003

FEWEST FIELD GOALS MADE, SEASON, OPPONENT

20 2015
2009
21 2012
2010
22 2004

MOST FIELD GOALS ATTEMPTED, SEASON, OPPONENT

36 2011
35 2013
2003
34 2002
33 2007

FEWEST FIELD GOALS ATTEMPTED, SEASON, OPPONENT

22 2014
23 2009
24 2012
26 2015
27 2010

MOST FIELD GOALS ATTEMPTED, GAME, OPPONENT

8 vs. Tennessee, 10/21/07*
5 6 times, last at Indianapolis, 12/22/11

MOST FIELD GOALS CONVERTED, GAME, OPPONENT

8 vs. Tennessee, 10/21/07*
5 at Baltimore, 10/16/11
at Buffalo, 9/11/05
vs. Cleveland, 1/2/05

MOST FIELD GOALS CONVERTED, GAME, BOTH TEAMS

9 Texans 5 vs. Miami 4, 10/7/07
8 Texans 0 vs. Tennessee 8*, 10/21/07

* Indicates NFL record.

PUNTING

PUNTS

MOST, SEASON

116 2002
97 2003
96 2015
88 2013
2012

MOST, GAME

11 at Indianapolis, 12/1/02
10 6 times, last at Tennessee, 12/2/12

FEWEST, SEASON

53 2008
55 2007
63 2010
67 2009
73 2004

FEWEST, GAME

1 at Buffalo, 11/1/09
vs. Miami, 10/7/07
2 28 times, last at Oakland, 9/14/14

MOST PUNTS, SEASON, OPPONENT

101 2015
98 2002
92 2012
91 2013

MOST PUNTS, GAME, OPPONENT

11 vs. Oakland, 11/17/13
10 at San Francisco, 1/1/06
at San Diego, 9/15/02

FEWEST PUNTS, SEASON, OPPONENT

59 2007
63 2005
65 2006
67 2010
2008

FEWEST PUNTS, GAME, OPPONENT

0 vs. Jacksonville, 10/14/07
vs. Indianapolis, 10/23/05
1 5 times, last at Indianapolis, 11/16/08

MOST PUNTS, SEASON, BOTH TEAMS

214 2002
197 2015
180 2012
179 2013
172 2003
167 2014

TEAM RECORDS

PUNTING (CONT.)

PUNTS (CONTINUED)

MOST PUNTS, GAME, BOTH TEAMS

- 20 Texans 9 vs. Oakland 11, 11/17/13
- Texans 11 at Indianapolis 9, 12/1/02
- Texans 10 at San Diego 10, 9/15/02
- 19 Texans 10 at Jacksonville 9, 11/27/11
- Texans 10 vs. Dallas 9, 9/8/02

FEWEST PUNTS, SEASON, BOTH TEAMS

- 114 2007
- 120 2008
- 130 2010
- 140 2005
- 141 2006

FEWEST PUNTS, GAME, BOTH TEAMS

- 2 Texans 2 at Jacksonville 0, 10/14/07
- 3 Texans 2 at Indianapolis 1, 11/16/08
- Texans 1 vs. Miami 2, 10/7/07
- Texans 2 at Indianapolis 1, 12/24/06

PUNT YARDS

MOST YARDS, SEASON

- 4,720 2002
- 4,533 2015
- 4,189 2013
- 4,150 2012
- 4,028 2003

MOST YARDS, GAME

- 488 at Tennessee, 12/2/12
- 442 vs. Oakland, 11/17/13
- 436 at Jacksonville, 11/27/11
- 435 at Indianapolis, 12/1/02
- 421 at Pittsburgh, 12/8/02

FEWEST YARDS, SEASON

- 2,240 2008
- 2,296 2007
- 2,650 2010
- 2,866 2009
- 2,990 2005

FEWEST YARDS, GAME

- 39 at Buffalo, 11/1/09
- 47 vs. Miami, 10/7/07
- 59 vs. Cincinnati, 10/26/08
- 59 vs. Carolina, 12/18/11
- 64 vs. Jacksonville, 12/24/05

MOST YARDS, SEASON, OPPONENT

- 4,693 2015
- 4,176 2012
- 4,161 2013
- 3,896 2011
- 3,892 2002

MOST YARDS, GAME, OPPONENT

- 540 vs. Oakland, 11/17/13
- 470 at Jacksonville, 9/16/12
- 427 at Tennessee, 12/27/15
- 427 vs. Oakland, 10/4/09
- 413 vs. Buffalo, 9/28/14

FEWEST PUNTING YARDS, SEASON, OPPONENT

- 2,528 2005
- 2,535 2007
- 2,880 2004
- 2,930 2010
- 2,949 2006

FEWEST PUNTING YARDS, GAME, OPPONENT

- 0 vs. Jacksonville, 10/14/07
- vs. Indianapolis, 10/23/05
- 39 vs. Pittsburgh, 9/18/05
- 41 at Seattle, 10/16/05
- 45 at Indianapolis, 9/14/06

HIGHEST PUNTING AVERAGE, SEASON

- 47.6 2013, 88 punts
- 47.2 2015, 96 punts
- 47.2 2012, 88 punts
- 45.8 2014, 84 punts
- 44.0 2011, 74 punts

LOWEST PUNTING AVERAGE, SEASON

- 38.8 2005, 77 punts
- 40.7 2002, 116 punts
- 41.2 2004, 73 punts
- 41.5 2003, 97 punts
- 41.6 2006, 76 punts

HIGHEST PUNTING AVERAGE, GAME (MINIMUM 4 PUNTS)

- 58.9 at Arizona, 11/10/13, 7 punts
- 54.5 vs. Indianapolis, 10/9/14, 4 punts
- 54.2 at Denver, 9/23/12, 5 punts
- 52.8 vs. Atlanta, 12/4/11, 5 punts
- 52.3 at Tennessee, 12/27/15, 6 punts

HIGHEST PUNTING AVERAGE, SEASON, OPPONENT

- 46.9 2011, 83 punts
- 46.8 2009, 76 punts
- 46.5 2015, 101 punts
- 45.7 2013, 91 punts

LOWEST PUNTING AVERAGE, GAME (MINIMUM 4 PUNTS)

- 30.7 at Chicago, 12/19/04, 7 punts
- 33.8 at Indianapolis, 11/14/04, 4 punts
- 34.2 at Jacksonville, 11/12/06, 5 punts
- 34.3 at Cleveland, 11/25/07, 4 punts
- 34.7 vs. Jacksonville, 11/17/02, 6 punts

HIGHEST PUNTING AVERAGE, GAME, OPPONENT (MINIMUM 4 PUNTS)

- 56.8 at Oakland, 12/3/06, 4 punts
- at Dallas, 10/15/06, 4 punts
- 53.9 at Carolina, 9/20/15, 7 punts
- 53.4 vs. Oakland, 10/4/09, 8 punts
- 52.8 at San Diego, 10/28/07, 5 punts
- 52.2 vs. Jacksonville, 9/16/02, 9 punts

LOWEST PUNTING AVERAGE, SEASON, OPPONENT

- 39.7 2002, 98 punts
- 40.1 2005, 63 punts
- 41.7 2004, 69 punts
- 2003, 75 punts
- 43.0 2007, 59 punts

LOWEST PUNTING AVERAGE, GAME, OPPONENT (MINIMUM 4 PUNTS)

- 25.7 at Washington, 12/22/02, 7 punts
- 31.2 at San Francisco, 1/1/06, 10 punts
- 31.3 vs. New England, 11/23/03, 4 punts
- 33.0 vs. Cleveland, 10/30/05, 4 punts
- 34.0 at Cleveland, 11/25/07, 5 punts

PUNT RETURNS

PUNT RETURN TOUCHDOWNS

MOST TOUCHDOWNS, PUNT RETURNS

- 2 2008 Jacoby Jones 73 yards vs. Cincinnati, 10/26/08; Jacoby Jones 70 vs. Miami, 10/12/08
- 1 2013 Keshawn Martin 87 vs. Oakland, 11/17/13
- 2011 Jacoby Jones 79 vs. Indianapolis, 9/11/11
- 2002 Avion Black 76 vs. Baltimore, 12/15/02
- 2016 Will Fuller V 67 vs. Tennessee, 10/2/16

MOST TOUCHDOWNS, PUNT RETURNS, OPPONENT

- 1 2013 Tandon Doss 76 yards at Baltimore, 9/22/13
- 2012 Marcus Thigpen 72 vs. Miami, 9/9/12
- 2008 Johnnie Lee Higgins 80 at Oakland, 12/21/08
- 2006 Adam Jones 53 at Tennessee, 10/29/06
- 2005 Adam Jones 52 at Tennessee, 12/11/05
- 2003 Dante Hall 73 vs. Kansas City, 9/21/03

PUNT RETURNS

MOST, SEASON

- 53 2002
- 52 2015
- 51 2011
- 45 2009
- 42 2013

MOST, GAME

- 7 vs. Oakland, 11/17/13
- at Jacksonville, 11/27/11
- vs. Oakland, 10/4/09
- at Baltimore, 12/4/05
- 6 at Carolina, 9/20/15
- at Jacksonville, 9/16/12

FEWEST, SEASON

- 23 2006
- 30 2005
- 32 2008
- 33 2007
- 34 2014

MOST RETURNS, SEASON, OPPONENT

- 60 2015
- 58 2002
- 48 2012
- 43 2013
- 2003

MOST RETURNS, GAME, OPPONENT

- 7 vs. Dallas, 9/8/02
- 6 8 times, last at Miami, 10/25/15

FEWEST PUNT RETURNS, SEASON, OPPONENT

- 19 2007
- 21 2008
- 24 2009
- 29 2010
- 30 2004

PUNT RETURN YARDS

MOST YARDS, SEASON

- 529 2011
- 512 2002
- 449 2009
- 414 2012
- 386 2008

TEAM RECORDS

PUNT RETURNS (CONT.)

PUNT RETURN YARDS (CONTINUED)

MOST YARDS, GAME

125 vs. Oakland, 11/17/13
100 at Arizona, 10/11/09
92 vs. Baltimore, 12/15/02
91 at Jacksonville, 11/27/11
vs. Indianapolis, 9/11/11

FEWEST YARDS, SEASON

208 2014
223 2005
235 2010
242 2006
266 2003

FEWEST YARDS, GAME

-12 vs. Detroit, 10/19/08
-6 at Denver, 11/7/04
-4 at Tennessee, 12/2/07
-3 at Philadelphia, 12/2/10

MOST PUNT RETURN YARDS, SEASON, OPPONENT

612 2015
530 2013
483 2012
407 2003
396 2014

MOST PUNT RETURN YARDS, GAME, OPPONENT

93 at Baltimore, 9/22/13
80 Twice, last at Oakland, 12/21/08
76 vs. Miami, 9/9/12
74 at Arizona, 11/10/13
73 vs. Kansas City, 9/21/03

FEWEST PUNT RETURN YARDS, SEASON, OPPONENT

104 2009
151 2007
219 2005
233 2010
235 2008

FEWEST PUNT RETURN YARDS, GAME, OPPONENT

-4 vs. Oakland, 10/4/09
-3 at Pittsburgh, 9/7/08
-2 at San Diego, 9/15/02
-1 at Indianapolis, 12/1/02

PUNT RETURN AVERAGE

HIGHEST AVERAGE, SEASON

12.06 2008
10.89 2012
10.52 2006
10.37 2011
9.98 2009

HIGHEST AVERAGE, GAME (MINIMUM 4 RETURNS)

21.75 vs. Miami, 10/12/08
20.00 at Arizona, 10/11/09
18.25 at Buffalo, 11/1/09
17.86 vs. Oakland, 11/17/13
16.75 at Tennessee, 12/2/12

LOWEST AVERAGE, SEASON

6.12 2014
6.65 2010
6.71 2003
7.25 2015
7.43 2005
8.23 2004

LOWEST AVERAGE, GAME (MINIMUM 4 RETURNS)

1.80 vs. Tennessee (OT), 9/15/13
2.25 vs. Baltimore, 10/21/12
2.50 at Tampa Bay, 11/13/11
3.00 at Miami, 9/7/03
3.40 vs. Tampa Bay, 9/27/15

HIGHEST PUNT RETURN AVERAGE, SEASON, OPPONENT

12.38 2014
12.32 2013
11.19 2008
10.20 2015
10.06 2012

HIGHEST PUNT RETURN AVERAGE, GAME, OPPONENT (MINIMUM 4 RETURNS)

17.25 at Jacksonville, 10/27/02
16.80 at Indianapolis, 12/20/15
16.00 vs. Indianapolis, 9/22/02
15.00 vs. Seattle (OT), 9/29/13
12.60 vs. Tennessee, 11/1/15

LOWEST PUNT RETURN AVERAGE, SEASON, OPPONENT

4.33 2009
5.66 2002
6.64 2005
7.64 2006
7.95 2007

LOWEST PUNT RETURN AVERAGE, GAME, OPPONENT (MINIMUM 4 RETURNS)

-0.33 at San Diego, 9/15/03
-0.18 at Indianapolis, 12/1/02
1.00 at Jacksonville, 11/27/11
1.43 vs. Dallas, 9/8/02
3.17 at Miami, 10/25/15

KICKOFF RETURNS

KICKOFF RETURN TOUCHDOWNS

MOST TOUCHDOWNS, KICKOFF RETURNS, SEASON

4 2007
2 2005
1 2009

MOST TOUCHDOWNS, KICKOFF RETURNS, GAME

2 Andre' Davis, 104 and 97 yards vs. Jacksonville, 12/30/7
1 Jacoby Jones, 95 vs. Oakland, 10/4/09
Andre' Davis, 97 vs. Tampa Bay, 12/9/07
Jerome Mathis, 84 vs. Indianapolis, 9/23/07
Jerome Mathis, 99 vs. Kansas City, 10/23/05
Jerome Mathis, 89 vs. Indianapolis, 10/23/05

MOST TOUCHDOWNS, KICKOFF RETURNS, SEASON, OPPONENT

1 2013
2012
2010
2006
2004
2002

MOST TOUCHDOWNS, KICKOFF RETURNS, GAME, OPPONENT

1 Deji Karim, 101 yards at Indianapolis, 12/30/12
Joe McKnight, 100 at N.Y. Jets, 10/8/12
David Reed, 103 vs. Baltimore (OT), 12/13/10
Ellis Hobbs, 93 at New England, 12/17/06
Eddie Drummond, 99 at Detroit, 9/19/04
Andre' Davis, 95 at Cleveland, 10/20/02

KICKOFF RETURNS

MOST, SEASON

84 2005
80 2003
77 2002
74 2007
72 2008

MOST, GAME

8 4 times, last at Indianapolis, 11/16/08
7 20 times, last at N.Y. Jets, 11/21/10

FEWEST, SEASON

18 2015
20 2014
29 2011
44 2012
51 2013

MOST RETURNS, SEASON, OPPONENT

73 2008
72 2010
71 2009
69 2007
62 2012

MOST RETURNS, GAME, OPPONENT

7 7 times, last vs. Baltimore, 10/21/12

FEWEST RETURNS, SEASON, OPPONENT

39 2013
40 2015
45 2014
46 2011
52 2006
2002

KICKOFF RETURN YARDS

MOST YARDS, SEASON

2,173 2005
1,961 2007
1,700 2003
1,609 2006
1,550 2008

MOST YARDS, GAME

278 vs. Kansas City, 11/20/05
266 vs. Indianapolis, 10/23/05
234 vs. Jacksonville, 12/30/07
233 vs. Indianapolis, 9/23/07
207 at Indianapolis, 11/16/08

FEWEST YARDS, SEASON

422 2014
430 2015
730 2011
953 2012
1,257 2013

MOST RETURN YARDS, SEASON, OPPONENT

1,741 2010
1,630 2008
1,597 2009
1,595 2012
1,593 2007

MOST RETURN YARDS, GAME, OPPONENT

233 vs. Baltimore (OT), 12/13/10
201 vs. Baltimore, 10/21/12
199 vs. Oakland, 10/3/04
191 vs. Miami, 10/7/07
189 at Buffalo, 11/1/09

TEAM RECORDS

KICKOFF RETURNS (CONT.)

KICKOFF RETURN YARDS (CONTINUED)

FEWEST RETURN YARDS, SEASON, OPPONENT

977 2015
1,004 2013
1,030 2011
1,135 2016
1,149 2003

KICKOFF RETURN AVERAGE

HIGHEST AVERAGE, SEASON

26.50 2007
25.87 2005
25.17 2011
24.65 2013
23.88 2015

HIGHEST AVERAGE, GAME (MINIMUM 4 RETURNS)

46.80 vs. Jacksonville, 12/30/07
38.00 vs. Indianapolis, 10/23/05
35.40 vs. Cleveland, 10/30/05
34.75 vs. Kansas City, 11/20/05
33.29 vs. Indianapolis, 9/23/07

LOWEST AVERAGE, SEASON

19.79 2010
19.86 2002
21.01 2004
21.10 2014
21.25 2003

LOWEST AVERAGE, GAME (MINIMUM 4 RETURNS)

11.80 at Cincinnati, 12/11/11
12.71 at N.Y. Jets, 11/21/11
13.25 vs. Jacksonville, 12/24/05
13.50 at Detroit, 9/19/04
13.67 at Jacksonville, 10/14/07

HIGHEST RETURN AVERAGE, SEASON, OPPONENT

25.98 2014
25.74 2013
25.73 2012
24.43 2015
24.18 2010

HIGHEST RETURN AVERAGE, GAME, OPPONENT (MINIMUM 4 RETURNS)

42.50 at Indianapolis, 12/30/12
42.00 at Cleveland, 10/20/02
39.25 at Detroit, 9/19/04
38.83 vs. Baltimore (OT), 12/13/10
36.25 vs. Tennessee, 10/9/05

LOWEST RETURN AVERAGE, SEASON, OPPONENT

21.68 2005
21.71 2003
22.23 2002
22.33 2008
22.39 2011

LOWEST RETURN AVERAGE, GAME, OPPONENT (MINIMUM 4 RETURNS)

13.00 vs. Buffalo, 11/4/12
14.25 at Jacksonville, 10/30/11
15.00 vs. Green Bay, 11/21/04
15.75 vs. Dallas, 9/8/02
16.00 at Green Bay, 12/7/08

FUMBLES

FUMBLES

MOST FUMBLES, SEASON

34 2002
30 2005
28 2008
2006
26 2007

MOST FUMBLES, GAME

6 at Green Bay, 12/7/08
5 at Baltimore, 12/4/05
at Jacksonville, 11/6/05
4 9 times, last at Cincinnati, 12/11/11

MOST FUMBLES, SEASON, OPPONENT

27 2009
24 2014
2007
2005
23 2012
2002

MOST FUMBLES, GAME, OPPONENT

5 at Chicago, 12/19/04
4 6 times, last at Oakland, 9/14/14

FUMBLES LOST

MOST FUMBLES LOST, SEASON

17 2007
14 2002
12 2008
2006

MOST FUMBLES LOST, GAME

3 at Atlanta, 10/4/15
at Cincinnati, 12/11/11
at Green Bay, 12/7/08
vs. Tennessee, 10/21/07
at Tennessee, 10/29/06

MOST FUMBLES LOST, SEASON, OPPONENT

14 2014
2012
2007
13 2009
11 2015
2006
2002

MOST FUMBLES LOST, GAME, OPPONENT

3 at Tennessee, 12/27/15
at Tennessee, 12/2/12
vs. Oakland, 10/4/09
at Jacksonville, 10/14/07
at Oakland, 12/3/06
at Pittsburgh, 12/8/02

FUMBLE RECOVERY TOUCHDOWNS

MOST TOUCHDOWNS, FUMBLE RECOVERY, SEASON

3 2007
2004
2 2009
2006
1 2015
2014
2011
2002

MOST TOUCHDOWNS, FUMBLE RECOVERY, GAME

1 Quintin Demps, 33 yards at Tennessee, 12/27/15
J.J. Watt, 45 yards vs. Indianapolis, 10/9/14
Wade Smith, 0 (own) at Baltimore, 10/16/11
Bernard Pollard, 0 vs. New England, 1/3/10
Dominique Barber, 48 (own) vs. N.Y. Jets, 9/13/09
DeMeco Ryans, 26 vs. Tennessee, 10/21/07
Kevin Walter, 0 at Carolina, 9/16/07
Mario Williams, 38 vs. Kansas City, 9/9/07
Anthony Maddox, 47 vs. Cleveland, 12/31/06
Demarcus Faggins, 58 at Oakland, 12/3/06
Antwan Peek, 66 at Jacksonville, 12/26/04
Charlie Anderson, 60 at Chicago, 12/19/04
Jamie Sharper, 16 vs. Oakland, 10/3/04
Kenny Wright, 40 at Pittsburgh, 12/8/02

MOST TOUCHDOWNS, FUMBLE RECOVERY, SEASON, OPPONENT

2 2013
2007
2006

MOST TOUCHDOWNS, FUMBLE RECOVERY, GAME, OPPONENT

2 at Atlanta, 10/4/15

INTERCEPTIONS

INTERCEPTIONS

MOST INTERCEPTIONS THROWN, SEASON

22 2013
21 2007
20 2008
18 2003
17 2009

MOST INTERCEPTIONS THROWN, GAME

4 vs. Baltimore, 11/9/08
at San Diego, 10/28/07
vs. New England, 12/17/06

FEWEST INTERCEPTIONS THROWN, SEASON

9 2011
12 2010
12 2015

MOST INTERCEPTIONS THROWN, SEASON, OPPONENT

22 2004
20 2014
17 2011
15 2012
14 2015
2009
2003

MOST INTERCEPTIONS THROWN, GAME, OPPONENT

4 at Jacksonville, 11/12/06
at Tennessee, 10/17/04

FEWEST INTERCEPTIONS THROWN, SEASON, OPPONENT

7 2013
2005
10 2002
11 2007
2006

INTERCEPTION RETURN YARDS

MOST INTERCEPTION RETURN YARDS, SEASON

483 2014
393 2004
333 2012
212 2009
205 2003

TEAM RECORDS

INTERCEPTIONS (CONT.)

MOST INTERCEPTION RETURN YARDS, GAME

135 at Pittsburgh, 12/8/02
118 vs. Tennessee, 9/30/12
102 at Kansas City, 9/26/04
100 vs. Tennessee, 11/30/14
95 vs. Tennessee, 12/21/03

MOST INTERCEPTION RETURN YARDS, SEASON, OPPONENT

357 2013
294 2009
277 2002
267 2007
225 2005

MOST INTERCEPTION RETURN YARDS, GAME, OPPONENT

106 vs. Cincinnati, 11/3/02
103 vs. St. Louis, 10/13/13
99 at Tennessee, 9/21/08
96 at San Diego, 10/28/07
91 vs. New England, 1/3/10

INTERCEPTION RETURNS FOR TOUCHDOWN

MOST TOUCHDOWNS, INTERCEPTION, SEASON

4 2014
3 2012
2 2015
2004
2002

MOST TOUCHDOWNS, INTERCEPTION, GAME

2 vs. Tennessee, 9/30/12
at Pittsburgh, 12/8/02

MOST TOUCHDOWNS, INTERCEPTION, SEASON, OPPONENT

5 2013
3 2009
2005
2003
2 2010

MOST TOUCHDOWNS, INTERCEPTION, GAME, OPPONENT

1 22 times, last at Miami, 10/25/15

TOTAL TURNOVERS

TAKEAWAYS

MOST TAKEAWAYS, SEASON

34 2014 (20 int., 14 fum. recoveries)
30 2004 (22 int., 8 fum. recoveries)
29 2012 (15 int., 14 fum. recoveries)
27 2009 (14 int., 13 fum. recoveries)
27 2011 (17 int., 10 fum. recoveries)

FEWEST TAKEAWAYS, SEASON

11 2013 (7 int., 4 fum. recoveries)
16 2005 (7 int., 9 fum. recoveries)
18 2010 (13 int., 5 fum. recoveries)
21 2002 (10 int., 11 fum. recoveries)

MOST TAKEAWAYS, GAME

6 at Tennessee, 12/2/12 (3 int., 3 fum. recoveries)
5 at Pittsburgh, 12/8/02 (2 int., 3 fum. recoveries)
vs. Jacksonville, 9/28/03 (3 int., 2 fum. recoveries)
vs. Oakland, 10/3/04 (3 int., 2 fum. recoveries)
at Oakland, 12/3/06 (2 int., 3 fum. recoveries)
at Cleveland, 11/23/08 (3 int., 2 fum. recoveries)

GIVEAWAYS

MOST GIVEAWAYS, SEASON

38 2007 (21 int., 17 fum.)
32 2008 (20 int., 12 fum.)
31 2013 (22 int., 9 fum.)
29 2002 (15 int., 14 fum.)
28 2009 (17 int., 11 fum.)

FEWEST GIVEAWAYS, SEASON

17 2012 (13 int., 4 fum.)
18 2010 (12 int., 6 fum.)
20 2015 (12 int., 8 fum.)
20 2011 (9 int., 11 fum.)
22 2014 (13 int., 9 fum.)

MOST GIVEAWAYS, GAME

6 vs. Tennessee, 10/21/07 (3 fum., 3 int.)
5 at San Diego, 10/28/07 (1 fum., 4 int.)
at Tennessee (OT), 10/29/06 (3 fum., 2 int.)
at Buffalo, 9/11/05 (2 fum., 3 int.)

SAFETIES

SEASON

3 2002
2 2009
1 2014
2013
2012
2016

SEASON, OPPONENTS

2 2003
2002

GAME

1 vs. Jacksonville, 12/28/14
vs. Tennessee, 9/15/13
vs. Baltimore, 10/21/12
at Jacksonville, 12/6/09
vs. Oakland, 10/4/09
vs. Baltimore, 12/15/02
vs. N.Y. Giants, 11/24/02
vs. Dallas, 9/8/02

GAME, OPPONENT

2 at Buffalo, 11/16/03
1 vs. Cincinnati, 11/23/14
at Indianapolis, 12/15/13
at Denver, 9/23/12
vs. Baltimore, 11/9/08
at Chicago, 12/19/04
at Washington, 12/22/02
vs. Jacksonville, 12/18/16

PENALTIES

PENALTIES

MOST PENALTIES, SEASON

136 2002
121 2003
112 2013
108 2012
107 2015
106 2005
2004

MOST PENALTIES, GAME

14 at Indianapolis, 12/15/13
at Jacksonville, 12/5/13
at Baltimore, 9/22/13
at Indianapolis, 12/1/02
13 vs. Indianapolis, 10/8/15
at Indianapolis, 11/8/09
at Seattle, 10/16/05

FEWEST PENALTIES, SEASON

80 2008
82 2007
90 2010
2006
94 2014

FEWEST PENALTIES, GAME

1 at Tennessee, 12/27/15
vs. Tennessee, 9/30/12
vs. Oakland, 10/4/09
at Oakland, 12/21/08
vs. Miami, 10/12/08
vs. Indianapolis, 10/5/08
at Pittsburgh, 12/8/02

MOST PENALTIES, SEASON, OPPONENT

123 2004
116 2015
105 2010
2005
103 2013

MOST PENALTIES, GAME, OPPONENT

14 at Cincinnati, 10/2/05
13 vs. Oakland, 10/3/04
vs. Buffalo, 10/13/02
12 at Tennessee, 12/19/10
vs. Washington, 9/24/06

FEWEST PENALTIES, SEASON, OPPONENT

81 2008
2007
88 2011
90 2012
92 2009

FEWEST PENALTIES, GAME, OPPONENT

0 vs. New England, 12/1/13
1 at N.Y. Jets, 11/26/06
vs. Cleveland, 10/30/05

MOST PENALTIES, SEASON, BOTH TEAMS

238 2002
229 2004
223 2015
217 2003
215 2013

MOST PENALTIES, GAME, BOTH TEAMS

24 Texans 14 at Baltimore 10, 9/22/13
24 Texans 11 vs. Buffalo 13, 10/13/02
23 Texans 9 at Cincinnati 14, 10/2/05
Texans 14 at Indianapolis, 12/1/02
22 Texans 14 at Jacksonville 8, 12/5/13

FEWEST PENALTIES, SEASON, BOTH TEAMS

161 2008
163 2007
186 2006
187 2011
2009

FEWEST PENALTIES, GAME, BOTH TEAMS

2 Texans 2 vs. New England 0, 12/1/13
3 Texans 1 at Oakland 2, 12/21/08
4 Texans 1 at Tennessee 3, 12/27/15
4 Texans 2 at Jacksonville 2, 9/28/08
5 Texans 1 vs. Miami 4, 10/12/08

TEAM RECORDS

PENALTIES (CONT.)

PENALTY YARDS

MOST YARDS PENALIZED, SEASON

1,138 2013
1,011 2002
961 2003
928 2004
910 2015

MOST YARDS PENALIZED, GAME

177 at Jacksonville, 12/5/13
129 vs. Indianapolis, 11/29/09
127 vs. Tennessee, 12/14/08
125 vs. Indianapolis, 10/8/15
114 at Indianapolis, 12/15/13
113 at Baltimore, 9/22/13

FEWEST YARDS PENALIZED, SEASON

636 2007
664 2008
690 2010
761 2006
833 2009

FEWEST YARDS PENALIZED, GAME

3 vs. Tennessee, 9/30/12
5 vs. Oakland, 10/4/09
vs. Miami, 10/12/08
vs. Indianapolis, 10/5/08
10 at Tennessee, 9/21/08

MOST YARDS PENALIZED, SEASON, OPPONENT

991 2015
979 2004
955 2002
863 2012
851 2010

MOST YARDS PENALIZED, GAME, OPPONENT

128 vs. Buffalo, 10/13/02
126 vs. Washington, 9/24/06
117 Twice, last at Cincinnati, 10/2/05
100 vs. Cincinnati, 11/3/02
94 at Indianapolis, 12/20/15
92 at Carolina, 9/20/15

FEWEST YARDS PENALIZED, SEASON, OPPONENT

614 2007
659 2008
686 2011
728 2009
767 2003

FEWEST YARDS PENALIZED, GAME, OPPONENT

0 vs. New England, 12/1/13
5 at N.Y. Jets, 11/26/06
vs. Cleveland, 10/30/05
9 vs. N.Y. Jets, 10/19/03
10 vs. Chicago, 12/28/08
at New England, 12/17/06

MOST YARDS PENALIZED, SEASON, BOTH TEAMS

1,966 2002
1,947 2013
1,907 2004
1,901 2015
1,736 2012

MOST YARDS PENALIZED, GAME, BOTH TEAMS

234 Texans 177 at Jacksonville 57, 12/5/13
207 Texans 90 at Cincinnati 117, 10/2/05
203 Texans 75 vs. Buffalo 128, 10/13/02
200 Texans 113 at Baltimore 87, 9/22/13
197 Texans 80 vs. Dallas 117, 9/8/02

ATTENDANCE

TOP 10 HOME ATTENDANCE

Attendance	Date	Opponent	Result
71,933	9/11/16	Chicago	W, 23-14
71,908	12/13/15	New England	L, 27-6
71,899	1/3/16	Jacksonville	W, 30-6
71,897	11/27/16	San Diego	L, 21-13
71,891	10/16/16	Indianapolis	W, 26-23, (OT)
71,890	9/18/16	Kansas City	W, 19-12
71,882	10/30/16	Detroit	W, 20-13
71,836	12/24/16	Cincinnati	W, 12-10
71,815	10/3/16	Tennessee	W, 27-20
71,803	12/18/16	Jacksonville	W, 21-20

TOP 10 ROAD ATTENDANCE

Attendance	Date	Opponent	Result
91,159	10/5/14	Dallas	L, 20-17, (OT)
88,240	9/19/10	Washington	W, 30-27
79,088	10/8/12	N.Y. Jets	W, 23-17
78,843	11/21/10	N.Y. Jets	L, 30-27
78,485	11/5/06	N.Y. Giants	L, 14-10
77,875	12/5/04	N.Y. Jets	L, 29-7
77,867	12/4/16	Green Bay	L, 21-13
77,462	9/21/14	N.Y. Giants	L, 30-17
77,433	9/26/04	Kansas City	W, 24-21
76,865	10/24/16	Denver	L, 27-9

OVERALL HOME ATTENDANCE

Year	Games	Total	Average
2002	8	559,322	69,915
2003	8	563,748	70,468
2004	8	565,192	70,649
2005	8	562,397	70,300
2006	8	561,469	70,184
2007	8	564,159	70,520
2008	8	563,364	70,421
2009	8	564,864	70,608
2010	8	568,643	71,081
2011	8	571,969	71,496
2012	8	573,321	71,665
2013	8	573,271	71,659
2014	8	574,132	71,767
2015	8	574,159	71,769
2016	8	574,947	71,868

OVERALL ROAD ATTENDANCE

Year	Games	Total	Average
2002	8	502,400	62,800
2003	8	497,942	62,242
2004	8	544,857	68,107
2005	8	532,541	66,568
2006	8	524,974	65,622
2007	8	515,869	64,483
2008	8	512,254	64,032
2009	8	484,976	60,622
2010	8	539,982	67,498
2011	8	487,733	60,967
2012	8	540,654	67,582
2013	8	530,412	66,302
2014	8	541,851	67,732
2015	8	524,655	65,581
2016	8	480,790	60,099