



WEEKLY RELEASE

RAIDERS vs **Steelers**

DECEMBER 9, 2018 | 1:25 P.M. PT | OAKLAND-ALAMEDA COUNTY COLISEUM

WEEK 14



OAKLAND RAIDERS

vs.

PITTSBURGH STEELERS



2-10 WEEK 14 • SUNDAY, DECEMBER 9, 2018 • 1:25 P.M. PT • OAKLAND-ALAMEDA COUNTY COLISEUM 7-4-1

1220 HARBOR BAY PARKWAY | ALAMEDA, CA | 94502 | RAIDERS.COM

GAME PREVIEW

The Oakland Raiders will stay in the Bay Area this week to complete their two-game homestand with an AFC matchup against the Pittsburgh Steelers. Sunday's tilt at Oakland-Alameda County Coliseum will mark the Steelers' first trip to Oakland since 2013, a game the Raiders took by a three-point margin, 21-18. It will mark the 23rd regular season matchup between the club, with the Silver and Black currently leading the all-time series 12-10 and holding a three-game winning streak over Pittsburgh when playing at home. Originally set for Sunday Night Football on NBC, the two teams will now square off at 1:25 p.m. PT this Sunday on FOX.

The Raiders head into Week 14 after taking the conference-leading Kansas City Chiefs down to the wire this past Sunday, falling to their AFC West rivals by a score of 33-40 after an onside kick attempt failed with under one minute to play in the final frame. Several players on offense had standout performances, including **QB Derek Carr**, **TE Jared Cook**, **WR Jordy Nelson** and **RB Jalen Richard**. Carr finished with 285 yards through the air after completing 29 passes and adding three touchdowns, the 17th three-score performance of his career. With his 14th completion of the day, Carr moved into second place in NFL history for most completions (1,655) through a player's first five years. Only Peyton Manning (1,749) leads Carr with four games remaining in 2018. Carr also surpassed Rich Gannon for second on the club's all-time passing yards list, currently sitting with 17,802. Cook tallied in his sixth receiving score of the season, marking a new single-season high as he also registered his ninth career 100-yard game and third this season. Nelson tied a team season-high with 10 receptions in the contest, six of which went for first downs. Richard chipped in with 126 yards from scrimmage, including a career-high 95 rushing yards on just six carries (15.8 avg.).

The Steelers come to town having just played the AFC West Los Angeles Chargers at home on Sunday Night Football, a game they dropped by a score of 30-33. The Steelers enter Week 14 with a 7-4-1 record and on top of their division heading into the last quarter of 2018. Following their trip to Oakland, the team returns home to face the New England Patriots before traveling to New Orleans to play the Saints in Week 16. The Raiders will hit the road to complete their slate against the AFC North as they take on the Cincinnati Bengals in Week 15 and return home the following week to play a division contest against the Denver Broncos on Christmas Eve.

THE SETTING

Date: Sunday, December 9, 2018

Kickoff: 1:25 p.m. PT

Site: Oakland-Alameda County Coliseum (1966)

Capacity/Surface: 56,057/Overseeded Bermuda

Regular Season: Raiders lead, 12-10

Postseason: Series tied, 3-3



MOVING ON UP

With 285 yards through the air in Week 13, **QB Derek Carr** surpassed Rich Gannon for second in club history for most passing yards as a Raider. Carr has jumped from fifth to second on the club's all-time list in 2018, and is just 1,277 yards away from topping the great Ken Stabler for most passing yards in club history.

----- CAREER PASS YARDS AS A RAIDER -----

Rank	Player	Yards	TDs	Passer Rtg.
1.	Ken Stabler	19,078	150	80.2
2.	Derek Carr	17,802	119	88.8
3.	Rich Gannon	17,585	114	91.2
4.	Daryle Lamonic	16,655	148	75.8
5.	Jim Plunkett	12,665	80	75.7

*Carr also trails only Peyton Manning for most completions through a player's first five years in NFL history. With just 80 completions over the remaining four contests, Carr will rank first all-time through five years.

2018 SCHEDULE

REGULAR SEASON (2-10)

Mon., Sept. 10	LOS ANGELES RAMS	L, 13-33	0-1
Sun., Sept. 16	at Denver Broncos	L, 19-20	0-2
Sun., Sept. 23	at Miami Dolphins	L, 20-28	0-3
Sun., Sept. 30	CLEVELAND BROWNS	W, 45-42	1-3
Sun., Oct. 7	at Los Angeles Chargers	L, 10-26	1-4
Sun., Oct. 14	SEATTLE SEAHAWKS#	L, 3-27	1-5
BYE WEEK			
Sun., Oct. 28	INDIANAPOLIS COLTS	L, 28-42	1-6
Thu., Nov. 1	at San Francisco 49ers	L, 3-34	1-7
Sun., Nov. 11	LOS ANGELES CHARGERS	L, 6-20	1-8
Sun., Nov. 18	at Arizona Cardinals	W, 23-21	2-8
Sun., Nov. 25	at Baltimore Ravens	L, 17-34	2-9
Sun., Dec. 2	KANSAS CITY CHIEFS	L, 33-40	2-10
Sun., Dec. 9	PITTSBURGH STEELERS	1:25 p.m.	FOX
Sun., Dec. 16	at Cincinnati Bengals	10:00 a.m.	CBS
Mon., Dec. 24	DENVER BRONCOS	5:15 p.m.	ESPN
Sun., Dec. 30	at Kansas City Chiefs	10:00 a.m.	CBS

- in London

* - Sunday night games in Weeks 5-16 subject to change; Week 17 game TBD

BROADCAST INFORMATION

TELEVISION

FOX

Play-by-play: Thom Brennaman

Color Analyst: Chris Spielman

Sideline: Shannon Spake

Producer: Mark Teitelman

Director: Greg Scoppettone



RADIO

Raiders Radio Network

Flagship: 740 KCBS

Play-by-play: Brent Musburger

Color Analyst: Lincoln Kennedy

Sideline: Chris Townsend



SPANISH RADIO

Spanish Flagship: La Z 1490-AM/107.5-FM

Play-by-play: Fernando Arias

Color Analyst: Ambrosio Rico



RAIDERS VS. STEELERS

NOTABLE CONNECTIONS

Pro Connections

- Raiders **Head Coach Jon Gruden** served on the same staff as Steelers **special teams coordinator Danny Smith** in Philadelphia from 1995-97, serving as offensive coordinator and defensive backs/special teams coach, respectively.
- Steelers **Head Coach Mike Tomlin** and Raiders **Head Coach Jon Gruden** worked together in Tampa Bay from 2002-05, serving as defensive backs coach and head coach, respectively. Raiders **assistant head coach/special teams coordinator Rich Bisaccia** served on the same staff in Tampa Bay from 2002-05, serving as the special teams coordinator.
- Raiders **director of player personnel Joey Clinkscales** was a ninth-round draft pick by the Steelers in 1987 and played in 14 career games from 1987-88. He also worked as a part-time scout for the Steelers from 1989-93.
- Raiders **WR Martavis Bryant** was originally selected by the Steelers in the fourth round (118th overall) of the 2014 NFL Draft.
- Steelers **WR Darrius Heyward-Bey** was originally selected by the Raiders in the first round (seventh overall) of the 2009 NFL Draft. During his four years (2009-2012) with Oakland, he started 53 games and recorded 140 receptions for 2,071 yards.
- Steelers **conditioning coordinator Garrett Giemont** worked for the Raiders from 1995-2002 as the team's strength and conditioning coach.
- Steelers **WR Ryan Switzer** spent this past offseason with the Raiders before being acquired by the Steelers via trade.

College Connections

- Raiders **defensive backs coach Derrick Ansley** and Steelers **defensive line coach Karl Dunbar** served in on the same staff at the University of Alabama from 2016-17, posting a 27-2 record during that time.
- Raiders **S Reggie Nelson** and Steelers **OT Marcus Gilbert** were teammates at the University of Florida, winning a BCS National Championship in 2006.
- Raiders **G Jon Feliciano** and Steelers **LB Anthony Chickillo** played together at Miami (Fla.) from 2011-14.
- Raiders **LB Jason Cabinda** and Steelers **S Marcus Allen** played together at Penn State from 2014-17, where they finished ninth and fifth on the all-time career tackles list, respectively.
- Raiders **S Marcus Gilchrist** and Steelers **S Coty Sensabaugh** played together at Clemson from 2008-10.
- Steelers **G David DeCastro** started all 39 games at right guard for Stanford from 2009-11, before being selected 24th overall in the 2012 NFL Draft.
- Steelers **DE Tyson Alualu** played in 52 games with 42 starts at the University of California from 2006-09, earning All-Pac 10 First Team honors in 2008-09.
- Steelers **QB Mason Rudolph**, **WR James Washington** and Raiders **WR Marcell Ateman** played together at Oklahoma State University.
- Steelers **assistant offensive line coach Shaun Sarrett** coached Raiders **TE Lee Smith** in 2007 at Marshall, where he served as an offensive graduate assistant.

Hometown Connections

- Raiders **Head Coach Jon Gruden** coached wide receivers at the University of Pittsburgh in 1991 before joining the professional coaching ranks.
- Raiders **S Erik Harris** is a native of New Oxford, Pa. where he attended California University of Pennsylvania. Harris was also inducted into the New Oxford (Pa.) High School Hall of Fame in 2017.
- Raiders **defensive coordinator Paul Guenther** is a native of Richboro, Pa., where he played linebacker and coached at NCAA Division II Ursinus College in Collegeville, Pa.
- Raiders **CB Daryl Worley** was named All-Southeastern Pennsylvania First Team as a defensive back his senior year of high school and is a native of Philadelphia, Pa.
- Raiders **senior defensive assistant Jim O'Neil** is a native of Doylestown, Pa.

2018 TEAM RANKINGS

OFFENSE

Category	RAIDERS		STEELERS	
	Stats	Rank	Stats	Rank
Total Offense	346.9	22	413.8	4
Rush Offense	105.3	22	93.1	29
Pass Offense	241.6	15	320.7	2
Points Per Game	18.3	29	28.8	4
Third-Down Off. %	38.5	22	44.7	7
Fourth-Down Off. %	30.8	31	66.7	7t
Red Zone Off. (TD%)	51.4	24	77.8	1

DEFENSE

Category	RAIDERS		STEELERS	
	Stats	Rank	Stats	Rank
Total Defense	396.6	28	328.9	7
Rush Defense	153.3	31	100.4	8
Pass Defense	243.3	14	228.5	8
Points Per Game	30.6	31	23.5	16
Third-Down Def. %	45.9	30	37.1	7
Fourth-Down Def. %	100.0	32	55.6	16
Red Zone Def. (TD%)	57.4	14	59.5	15

TEAM

Category	RAIDERS		STEELERS	
	Stats	Rank	Stats	Rank
Turnover Ratio	-5	22	-8	26t
Penalties	79	14t	90	30
Penalty Yards	673	16	823	29

WEEKLY SCHEDULE

Wednesday, Dec. 5

- 9:55 a.m. (approx.) Steelers **Head Coach Mike Tomlin** opponent conference call
- 11:30 a.m. (approx.) **Head Coach Jon Gruden** and **QB Derek Carr** available in media area
- 11:30 a.m. - 12:15 p.m. (approx.) Locker room open to media
- 1:30 - 2:00 p.m. (approx.) Practice, open to media; Videography/photography limited

Thursday, Dec. 6

- 11:30 a.m. (approx.) **Offensive Coordinator Greg Olson** and **Defensive Coordinator Paul Guenther** available in media area
- 11:30 a.m. - 12:15 p.m. (approx.) Locker room open to media
- 1:30 - 2:00 p.m. (approx.) Practice, open to media; Videography/photography limited

Friday, Dec. 7

- 11:05 - 11:35 a.m. (approx.) Practice, open to media; Videography/photography limited
- 12:30 p.m. (approx.) **Head Coach Jon Gruden** available in media area
- 12:30 - 1:15 p.m. (approx.) Locker room open to media

Saturday, Dec. 8

- No availability
- Sunday, Dec. 9** Raiders vs. Steelers at 1:25 p.m. PT

Monday, Dec. 10

- 12 - 12:45 p.m. (approx.) Locker room open to media
- 1:00 p.m. (approx.) **Head Coach Jon Gruden** available in media workroom

Tuesday, Dec. 11

- No availability
- All times are Pacific and subject to change.*



RAIDERS VS. STEELERS

2018 INDIVIDUAL LEADERS

RAIDERS

Passing Yards

Derek Carr..... 3,112

Completion Percentage (Min. 30 Attempts)

Derek Carr.....69.2

Passing Touchdowns

Derek Carr..... 16

Carries

Doug Martin.....105

Marshawn Lynch 90

Rushing Yards

Doug Martin.....445

Marshawn Lynch376

Rushing Touchdowns

Marshawn Lynch3

Doug Martin.....2

Receptions

Jalen Richard 56

Jared Cook 54

Jordy Nelson..... 35

Seth Roberts..... 30

Receiving Yards

Jared Cook709

Jalen Richard.....478

Jordy Nelson.....450

Seth Roberts.....344

Receiving Touchdowns

Jared Cook6

Jordy Nelson.....3

Seth Roberts.....2

Brandon LaFell.....2

Sacks

Maurice Hurst..... 4.0

Clinton McDonald.. 1.0

Arden Key.....1.0

Nicholas Morrow.... 1.0

Interceptions

Gareon Conley.....2

Marcus Gilchrist.....2

Reggie Nelson.....2

STEELERS

B. Roethlisberger..3,945

B. Roethlisberger....66.0

B. Roethlisberger26

James Conner.....201

B. Roethlisberger24

James Conner.....909

B. Roethlisberger.....94

James Conner.....12

B. Roethlisberger.....3

J. Smith-Schuster.....83

Antonio Brown.....81

James Conner.....52

Vance McDonald40

J. Smith-Schuster.1,104

Antonio Brown.....1,028

Vance McDonald.....472

James Conner.....467

Antonio Brown..... 12

J. Smith-Schuster4

Vance McDonald3

Two Tied.....2

T.J. Watt..... 10.0

Javon Hargrave6.5

Cameron Heyward ..6.0

Two Tied.....4.5

Bud Dupree 1

Terrell Edmunds 1

Four Tied 1

STEELERS SNAPSHOT

Overview: Head Coach Mike Tomlin enters his 12th season in Pittsburgh, having led the Steelers to six AFC North titles. Over the past five seasons (2013-17), Tomlin has led the team to a 20-3 record in the month of December/January, which are the most wins over that span. The Steelers sit atop the division again with a 7-4-1 overall record, but are coming off two straight losses, including a 30-33 loss to the Los Angeles Chargers on Sunday Night Football during Week 13. The Raiders lead the all-time season series 12-10.

Offense: Leading the offense is QB Ben Roethlisberger, now in his 15th season with the Steelers. Roethlisberger enters Week 14 ranking first in the NFL in passing yards with 3,945 and seventh in passing TDs with 26. The Steelers' top rusher this season is RB James Conner, who ranks fifth in the NFL in scrimmage yards with 1,376 and second in rushing TDs with 12. Conner ranks second in the AFC with 909 rushing yards (75.8 avg.), while adding 52 receptions for 467 yards. The Steelers rank second in passing offense (320.7 avg.) and fourth in scoring offense (28.8 avg.). WR JuJu Smith-Schuster is coming off an impressive rookie season in 2017, and leads the receiving for Pittsburgh. Smith-Schuster has six 100-yard games on the season and ranks eighth in the league with 1,104 yards on 83 receptions (13.3 avg.). WR Antonio Brown has caught a TD in 10 consecutive games and is coming off his best game of the season where he caught 10 passes for 154 yards and one TD. Brown ranks first in the league in receiving TDs (12) and 11th in receiving yards with 1,028. The Steelers pass offense is anchored by an offensive line that had three players selected to the 2017 Pro Bowl and has only allowed 17 sacks this season, ranking fourth in the NFL.

Defense: The Steelers defense ranks seventh in total defense (328.9 avg.), eighth in passing defense (228.5 avg.) and eighth in rushing defense (100.4 avg.). Under defensive coordinator Keith Butler, Pittsburgh set a single-season franchise record and led the NFL with 56 sacks in 2017. Through Week 13 the Steelers rank first in the league with 41 sacks, led by LB T.J. Watt who ranks tied for ninth in the league with 10. Watt has also recorded four forced fumbles, tied for fourth in the AFC. Rookie S Terrell Edmunds has recorded one of Pittsburgh's six INTs, while LB Bud Dupree has one INT and 4.5 sacks.

LAST GAME VS. STEELERS

November 8, 2015 - Steelers 38, Raiders 35

Heinz Field, Pittsburgh, Pennsylvania

Team Statistics	STEELERS	RAIDERS
Total Net Yards.....	597	440
Total Offensive Plays.....	81	69
Net Yards Rushing.....	195	139
Total Rushing Plays.....	30	25
Net Yards Passing.....	402	301
Attempts-Completions-INTs	50-28-1	44-24-1
Total First Downs.....	27	24
Touchdowns.....	4	5
Field Goals Made-Attempted.....	3-4	0-0
Third Down Efficiency	6-17-35%	6-14-43%
Fourth Down Efficiency.....	1-2-50%	0-0-0%
Red Zone Efficiency.....	4-6-67%	3-4-75%
Penalties-Yards	5-42	3-21
Time of Possession	32:04	27:56

	1	2	3	4	Total
Oakland Raiders	7	7	7	14	35
Pittsburgh Steelers	3	18	0	17	38

Individual Leaders

Steelers

Passing Yards

B. Roethlisberger...334

Raiders

Derek Carr..... 301

Rushing Yards

De. Williams.....170

Latavius Murray96

Receiving Yards

Antonio Brown.....284

Michael Crabtree 108

2018 AFC WEST STANDINGS

Team	W	L	Home	Road	Div.	Con.	PF	PA	Streak	Last 5
Kansas City	10	2	5-0	5-2	4-0	8-1	444	327	W1	4-1
L.A. Chargers	9	3	4-2	5-1	2-2	6-2	340	249	W2	4-1
Denver	6	6	3-3	3-3	2-2	4-5	276	262	W3	2-3
Oakland	2	10	1-5	1-5	0-4	1-7	220	367	L2	1-4

2018 AFC NORTH STANDINGS

Team	W	L	T	Home	Road	Div.	Con.	PF	PA	Streak	Last 5
Pittsburgh	7	4	1	3-3	4-1-1	3-1-1	4-4	282	282	L2	2-3
Baltimore	7	5	-	4-2	3-3	2-3	6-3	297	214	W3	2-3
Cincinnati	5	7	-	3-4	2-3	1-3	3-5	286	371	L4	1-4
Cleveland	4	7	1	3-2-1	1-5	2-1-1	3-5	126	312	L1	2-3



RAIDERS VS. STEELERS

RAIDERS SUPERLATIVES

VS. PITTSBURGH STEELERS

Team Single-Game Highs/Lows:

Total Yards: 471; Dec. 7, 1981

Rushing Yards: 214; Dec. 7, 1981

Passing Yards: 369; Sept. 15, 2002

Fewest Total Yards Allowed: 194; Nov. 11, 1973

Fewest Rushing Yards Allowed: 35; Oct. 27, 2013

Fewest Passing Yards Allowed: 82; Nov. 11, 1973

Points Scored: 45; Oct. 20, 1980

Fewest Points Allowed: 0; Sept. 29, 1974

Touchdowns: 6; Oct. 20, 1980

Individual Single-Game Highs:

Pass Attempts: 64, Rich Gannon; Sept. 15, 2002

Pass Completions: 43, Rich Gannon; Sept. 15, 2002

Passing Yards: 403, Rich Gannon; Sept. 15, 2002

Passing Touchdowns: 4, Derek Carr; Nov. 8, 2015

Carries: 25, Mark van Eeghen; Sept. 25, 1977

Rushing Yards: 113, Darren McFadden; Sept. 23, 2012

Rushing Touchdowns: 2, Darren McFadden; Oct. 27, 2012

Receptions: 11, Jerry Rice; Sept. 15, 2002

Receiving Yards: 130, Mervyn Fernandez; Sept. 23, 1990

Receiving Touchdowns: 3, Raymond Chester; Oct. 25, 1970

Longest Field Goal: 48, Sebastian Janikowski; Dec. 6, 2009



NOTES VS. STEELERS

INDIVIDUAL STATS VS. PITTSBURGH

QB Derek Carr

Career Totals: 301 passing yards on 24-of-44 attempts with four touchdowns and one interception in one game

- In Week 9 of 2015, Carr earned his fifth career 300-yard game and recorded four touchdown passes for the second consecutive contest.

WR Jordy Nelson

Career Totals: Has totaled 10 receptions for 128 yards in three regular season games.

- Recorded nine receptions for 140 yards and a touchdown to help the Green Bay Packers capture Super Bowl XLV by a score of 31-25.
- Nelson became just the fourth receiver in Super Bowl history with nine receptions for 140 yards and a touchdown. His nine receptions were third most in Super Bowl history.

S Reggie Nelson

Career Totals: Has totaled six interceptions in 13 career games against the Steelers

- In 2015 he led the NFL with eight interceptions on the year, three of which came against the Steelers, including a career-high two in Week 8.

ALL-TIME SERIES

Oakland Raiders vs. Pittsburgh Steelers

Regular Season: Raiders lead, 12-10

Postseason: Series tied, 3-3

Preseason: Steelers lead, 2-1

Raiders at Home: 7-4

Raiders on Road: 5-6

Current Streak: Pittsburgh has won one straight game.

ALL-TIME REGULAR SEASON GAMES

Date	Location	Winner	Score
10/25/70	Oakland	Raiders	31-14
09/17/72	Pittsburgh	Steelers	34-28
11/11/73	Oakland	Steelers	17-9
09/29/74	Pittsburgh	Raiders	17-0
09/12/76	Oakland	Raiders	31-28
09/25/77	Pittsburgh	Raiders	16-7
10/20/80	Pittsburgh	Raiders	45-34
12/07/81	Oakland	Raiders	30-27
12/16/84	Oakland	Steelers	13-7
09/23/90	Oakland	Raiders	20-3
11/27/94	Oakland	Steelers	21-3
12/10/95	Oakland	Steelers	29-10
12/03/00	Pittsburgh	Steelers	21-20
09/15/02	Pittsburgh	Raiders	30-17
12/07/03	Pittsburgh	Steelers	27-7
09/12/04	Pittsburgh	Steelers	24-21
10/29/06	Oakland	Raiders	20-13
12/06/09	Pittsburgh	Raiders	27-24
11/21/10	Pittsburgh	Steelers	35-3
09/23/12	Oakland	Raiders	34-31
10/27/13	Oakland	Raiders	21-18
11/08/15	Pittsburgh	Steelers	38-35



SERIES SNAPSHOT

In a Monday Night Football classic at the Oakland-Alameda County Coliseum, the Raiders got three touchdown passes from Marc Wilson and some special teams magic to upend the Pittsburgh Steelers, 30-27, on Dec. 7, 1981. The Steel Town visitors built a 14-7 lead through two quarters before Wilson and the Raiders offense got to work after halftime. Deep strikes to Arthur Whittington and Bob Chandler staked the Silver and Black to a 20-20 deadlock in the fourth quarter when return man Ted Watts broke the game open with a 53-yard punt return to give the Raiders their first lead of the game. Chris Bahr added to the advantage with a 29-yard field goal and a late Pittsburgh touchdown trimmed the margin but wasn't enough, as Head Coach Tom Flores posted his second victory in as many seasons over Pittsburgh's legendary Head Coach Chuck Noll.



RAIDERS VS. STEELERS

WHAT TO WATCH FOR VS. PITTSBURGH

- **Oakland's offense** surpassing 400 total net yards for the fourth time this season and for the second consecutive week. The Raiders accomplished the feat in Week 3 with 434 yards, Week 4 with 565 yards and Week 13 with 442 yards.
- **Oakland's defense** holding their opponent to less than 300 passing yards for the seventh consecutive week. The Raiders have only allowed 300-plus passing yards in one contest this season (Week 5 at Los Angeles Chargers, 339).
- **QB Derek Carr** recording his 23rd career game with a passer rating of at least 100 points, which would give him sole possession of fourth-most in franchise history.
- **Carr** throwing for at least 300 yards for the fourth time this season. He has accomplished the feat 17 times in his career. The Raiders are 11-6 when he reaches the 300-yard milestone.
- **Carr** recording a completion percentage of 70.0 or better for the eighth time this season. In Week 6, Carr set a career high with his fourth contest of 70.0 or better. He has recorded seven such games this season, a mark that is tied for fourth-most in the NFL this season.
- **Carr** throwing three touchdowns in a contest for the fourth time this season. Carr has posted at least three touchdowns in 17 career games. It would mark the second game in a row with at least three touchdowns and the first time doing so in back-to-back contests since Nov. 1 and Nov. 8 in 2015 against the Jets and Steelers.
- **Carr** recording five touchdowns to tie Andy Dalton for the sixth most touchdowns through a player's first five years (124) in NFL history.
- **Carr** recording 207 yards to pass Andy Dalton for the ninth most pass yards through a player's first five years with 18,009.
- **Carr** passing for at least 300 yards for the second consecutive contest against the Steelers. In 2015, Carr tallied 301 yards through the air and added four scores.
- **Carr** recording his eighth consecutive game without an interception, extending the longest streak of his career and setting a new franchise record for most consecutive games without an interception. Only Aaron Rodgers has a longer active streak.
- **TE Jared Cook** continuing to rank in the top five among tight ends in the NFL in receiving yards. Cook currently sits in fourth place with 709 yards.
- **Cook** recording 51 receiving yards to set a career best with 760 yards, which would also rank 11th in club history for most receiving yards in a season by a tight end.
- **Cook** hauling in two touchdowns to bring his career total to 27, which would tie him for 12th place in the league among active tight ends. A touchdown reception also extend his career-best streak of touchdowns to four games.
- **DT Maurice Hurst** recording two sacks to tie with Darius Leonard for the second most sacks among rookies in the NFL this season.
- **Hurst** recording one sack to tie Lamarr Houston and Trevor Scott for the fifth most sacks by a rookie in franchise history.
- **RB Doug Martin** recording one touchdown to mark the first time he's recorded a touchdown in three consecutive weeks since Weeks 6-8 of his rookie campaign in 2012.
- **WR Jordy Nelson** scoring one red zone touchdown to bring his career total to 45 and give him sole possession of sixth place among active players.
- **RB Jalen Richard** recording 72 receiving yards to become the third Raiders running back to surpass 1,000 receiving yards in their first three years. Richard currently has the second-most receptions by a Raiders running back in their first three seasons with 109, second only to Marcus Allen (170).
- **LB Tahir Whitehead** leading the team in tackles for the 11th time this season.



A WIN WOULD...

...give the Raiders a 3-10 record, while improving to 2-1 against AFC North opponents this season.

...give the Raiders a 46-38 (.547) combined all-time advantage against AFC North opponents.

...improve the Raiders all-time regular season record against the Steelers to 13-10.

...improve the Raiders record to 8-4 when playing the Steelers at home.

...mark the fourth consecutive win against Pittsburgh at the Oakland-Alameda County Coliseum, defeating the club 20-13 in 2006, 34-31 in 2012 and most recently in 2013 by a score of 21-18.

...bring **Head Coach Jon Gruden's** all-time record against the Steelers to 1-3.



HEAD COACHING MATCHUP

JON GRUDEN

Jon Gruden returns as head coach of the Oakland Raiders, welcoming back one of the most respected and successful coaches in the storied history of the Silver and Black. Gruden, who was first introduced as head coach of the Raiders 20 years ago, served four seasons with the Raiders from 1998-2001.

Gruden has compiled a 97-91 (.516) regular season mark as a head coach with the Raiders and the Tampa Bay Buccaneers (2002-08), and a 5-4 record (.556) in postseason contests, which includes a victory in Super Bowl XXXVII.

The youngest head coach in the NFL at age 34 upon his initial hire by Raiders Owner Al Davis in 1998, Gruden posted a 38-26 record (.594) and led the Silver and Black to back-to-back AFC West titles in 2000 and 2001. He guided the Raiders to an AFC Championship Game appearance in 2000, a campaign in which the Raiders set a franchise record with 479 points and led the NFL in rushing (154.4 avg.).

In all, Gruden-led teams have claimed five division championships and have recorded six seasons with nine-or-more wins. As a head coach, he has seen 21 different players combine for 39 Pro Bowl selections. In addition, Rich Gannon was tabbed for the Maxwell Club's Bert Bell Award as the league's Most Valuable Player in 2000 and four players who Gruden tutored as a head coach have been enshrined in the Pro Football Hall of Fame: Jerry Rice (2010), Warren Sapp (2013), Derrick Brooks (2014) and Tim Brown (2015).

Gruden spent seven seasons as head coach of the Tampa Bay Buccaneers, finishing his time there as the winningest coach in franchise history by compiling a 57-55 (.509) regular-season record, while leading the Buccaneers to three division titles and a 3-2 mark in the postseason, including a Super Bowl XXXVII victory, becoming the youngest head coach in NFL history to win a Super Bowl.

Prior to beginning his initial tenure in Oakland, Gruden was a seven-year NFL assistant, helping his teams qualify for the playoffs five times. Gruden spent three seasons (1995-97) as offensive coordinator for the Philadelphia Eagles. He was the NFL's youngest offensive coordinator at age 31.

Before joining Philadelphia, Gruden worked for three years at Green Bay from 1992-94. He served as an offensive assistant to head coach Mike Holmgren in 1992 and spent the 1993 and 1994 seasons as Green Bay's wide receivers coach. Gruden worked as offensive assistant to head coach George Seifert with the San Francisco 49ers in 1990.

Born August 17, 1963 in Sandusky, Ohio, Gruden attended South Bend (Ind.) Clay High School and was a three-year letterman at quarterback at the University of Dayton, graduating in 1985 with a degree in communications. Gruden and his wife, Cindy, a former University of Tennessee cheerleader, have three sons, Deuce, who is in his first season as an assistant strength and conditioning coach for the Silver and Black, Michael and Jayson.

COACHING BACKGROUND

Years	College/Pro Team	Position
1986-87	Tennessee	Graduate Assistant
1988	Southeast Missouri St.	Passing Game Coordinator
1989	Pacific	Wide Receivers
1990	San Francisco 49ers	Offensive Assistant
1991	Pittsburgh	Wide Receivers
1992	Green Bay Packers	Offensive Assistant
1993-94	Green Bay Packers	Wide Receivers
1995-97	Philadelphia Eagles	Offensive Coordinator
1998-01	Oakland Raiders	Head Coach
2002-08	Tampa Bay Buccaneers	Head Coach
2018	Oakland Raiders	Head Coach

MIKE TOMLIN

Mike Tomlin was named the 16th head coach in Pittsburgh Steelers history on January 22, 2007. Hired at the age of 34, Tomlin became only the third head coach hired by the Steelers since 1969.

In his first 11 seasons, Tomlin has accomplished many things that have never been done in the team's storied history. His 116-60 regular-season record (.659) is the best start in franchise history. He reached 100 career wins in the fewest games (157) in team history. Tomlin became the eighth head coach in NFL history to reach 100 regular-season wins in their first 10 seasons. His 103 regular-season wins are tied for the fourth-most wins by an NFL head coach in their first 10 seasons as a head coach.

Tomlin also became the youngest head coach in NFL history to both coach in and win a Super Bowl when he led the Steelers to a 27-23 victory over the Arizona Cardinals in Super Bowl XLIII (36 years, 323 days). By winning the Super Bowl in only his second season as a head coach, he also became the fastest to win a Super Bowl title in Steelers history. Over the past five seasons (2013-17), Tomlin has led the team to a 20-3 record in the month of December/January, which are the most wins in December/January over that span.

In his 11 years as head coach of the Steelers, Tomlin has led Pittsburgh to six AFC North titles, most recently in 2017, and has guided the Steelers to the playoffs eight times, including two trips to the Super Bowl (XLIII and XLV). Tomlin has won at least five home games in each of his first 11 years, including six at Heinz Field in 2017.

Tomlin has sent a total of 49 selections to the NFL's annual Pro Bowl, including the eight players who received Pro Bowl honors for the 2017 season. Additionally, Tomlin was appointed by Commissioner Roger Goodell to the NFL's Competition Committee in March 2013.

Tomlin is one of only seven coaches in League history to win a Super Bowl within his first two seasons as an NFL head coach. He is the only head coach in Steelers history to lead the team to two Super Bowls in his first four seasons at the helm, including an appearance against the Green Bay Packers in Super Bowl XLV. He is one of only two Steelers head coaches to win three division titles in his first four seasons.

Tomlin is very active in the community and was recognized, along with his wife Kiya, in February 2013, by the Chuck Cooper Foundation with the Career Achievement in Leadership Diversity and Community Service Award. He has also been a spokesman for the Steelers' and UPMC Sports Medicine's "Don't Hit the Head, Don't Use the Head" program, which was in conjunction with USA Football's Heads Up program that promotes safety in all levels of football. Tomlin also participates in the annual ManUp Pittsburgh conference which encourages local men to be better fathers and role models.

In 2017, Tomlin led the Steelers to a 13-3 record, including a 6-0 sweep of the AFC North, securing his sixth division title and a No. 2 seed in the AFC for the postseason. The team's 13 wins in 2017 the most wins in a single season in the Tomlin era.

Tomlin was a three-year starter at wide receiver at William & Mary (1990-94) and finished his career with 101 receptions for 2,054 yards and 20 touchdown catches. A first-team All-Yankee Conference selection in 1994, he established a school record with a 20.2 yards-per-catch average.

COACHING BACKGROUND

Years	College/Pro Team	Position
1995	Virginia Military Institute	Wide Receivers
1996	University of Memphis	Graduate Assistant
1997	Arkansas State University	Wide Receivers
1998	Arkansas State University	Defensive Backs
1999-2000	University of Cincinnati	Defensive Backs
2001-05	Tampa Bay Buccaneers	Defensive Backs
2006	Minnesota Vikings	Defensive Coordinator
2007-18	Pittsburgh Steelers	Head Coach



How They Match Up

OAKLAND RAIDERS

TOTAL OFFENSE

346.9 22nd

PASSING OFFENSE

241.6 15th

RUSHING OFFENSE

105.3 22nd

SCORING OFFENSE

18.3 29th

SACKS ALLOWED

39 28th

THIRD DOWN OFFENSE

38.5% 22nd

RED ZONE OFFENSE

51.4% 24th

GIVEAWAYS

17 T-18th

TOTAL DEFENSE

396.6 28th

PASSING DEFENSE

243.3 14th

RUSHING DEFENSE

153.3 31st

SCORING DEFENSE

30.6 31st

SACKS

10 32nd

THIRD DOWN DEFENSE

45.9% 30th

RED ZONE DEFENSE

57.4% 14th

TAKEAWAYS

12 T-23rd

PITTSBURGH STEELERS

TOTAL DEFENSE

7th 328.9

PASSING DEFENSE

8th 228.5

RUSHING DEFENSE

8th 100.4

SCORING DEFENSE

16th 23.5

SACKS

1st 41

THIRD DOWN DEFENSE

7th 37.1%

RED ZONE DEFENSE

15th 59.5%

TAKEAWAYS

T-23rd 12

TOTAL OFFENSE

4th 413.8

PASSING OFFENSE

2nd 320.7

RUSHING OFFENSE

29th 93.1

SCORING OFFENSE

4th 28.8

SACKS ALLOWED

4th 17

THIRD DOWN OFFENSE

7th 44.7%

RED ZONE OFFENSE

1st 77.8%

GIVEAWAYS

26th 20

STATISTICAL LEADERS ----- 2018

Category	Raiders	No.	Category	Steelers	No.
Passing Yards	Carr	3,112	Passing Yards	Roethlisberger	3,945
Passer Rating	Carr	95.2	Passer Rating	Roethlisberger	95.1
Completion Percentage	Carr	69.2	Completion Percentage	Roethlisberger	66.0
Rushing Yards	Martin	445	Rushing Yards	Conner	909
Rushing Touchdowns	Lynch	3	Rushing Touchdowns	Conner	12
Receptions	Richard	56	Receptions	Smith-Schuster	83
Receiving Yards	Cook	709	Receiving Yards	Smith-Schuster	1,104
Receiving Touchdowns	Cook	6	Receiving Touchdowns	Brown	12
Scrimmage Yards	Cook	709	Scrimmage Yards	Conner	1,376
First Downs	Cook	36	First Downs	Conner	71
Tackles	Whitehead	94	Tackles	Bostic	67
Sacks	Hurst	4.0	Sacks	Watt	10.0
Interceptions	Three Tied	2	Interceptions	Six Tied	1
Forced Fumbles	Two Tied	1	Forced Fumbles	Watt	4
Special Teams Tackles	D. Harris	10	Special Teams Tackles	Matakevich	9
Punt Return Avg.	D. Harris	10.2	Punt Return Avg.	Switzer	8.5
Kick Return Avg.	D. Harris	22.2	Kick Return Avg.	Switzer	19.6
Scoring/Non-Kicking	Cook	36	Scoring/Non-Kicking	Conner	82
Scoring	Carlson	47	Scoring	Boswell	66



GAME NOTES VS. KANSAS CITY CHIEFS



Kansas City Chiefs (10-2) vs. Oakland Raiders (2-10)					
Week 13 Sunday, Dec. 2, 2018 1:05 p.m. PT					
Oakland-Alameda County Coliseum Oakland, California					
	1	2	3	4	Total
Kansas City Chiefs	10	9	14	7	40
Oakland Raiders	0	7	9	17	33



#4 Derek Carr, #27 Reggie Nelson, #58 Kyle Wilber, #61 Rodney Hudson, #98 Frostee Rucker

Raiders 33, Chiefs 40

- The Raiders fell to the Chiefs by a score of 40-33, bringing their overall record this year to 2-10.
- The Silver and Black now move to 53-62-2 in the all-time regular season series against the Chiefs.

Starters - Offense

WR Jordy Nelson
T Kolton Miller
G Kelechi Osemele
C Rodney Hudson
G Gabe Jackson
T Brandon Parker
TE Jared Cook
WR Marcell Ateman
WR Seth Roberts
QB Derek Carr
RB Doug Martin

Starters - Defense

DE Frostee Rucker
DT P.J. Hall
DT Johnathan Hankins
DE Arden Key
LB Nicholas Morrow
LB Tahir Whitehead
CB Nick Nelson
CB Daryl Worley
CB Gareon Conley
S Marcus Gilchrist
S Karl Joseph



Game Themes

- QB Derek Carr recorded 29 completions in the contest to move him into second place in NFL history for the most completions through a player's first five years with 1,670, trailing only Peyton Manning (1,749).
- With 17,802 career yards after today's contest, Carr is second in club history only to Ken Stabler, who holds the record with 19,078.
- The Raiders recorded a season-best 171 rushing yards behind RB Jalen Richard's career-high 95 yards on the ground.
- The Raiders converted on 75 percent of their third downs (9-of-12), which marks a season high and their third best conversion percentage in franchise history dating back to 1991.

Individual Highlights

• **WR Marcell Ateman**

- o Ateman hauled in a 9-yard touchdown pass from QB Derek Carr, the first of his career, capping a six-play, 54-yard drive to cut the lead to 30-33 with 6:46 remaining in the fourth quarter.
- o Ateman is just the sixth player who was drafted in the seventh round or later to record a receiving touchdown this season, and just the second rookie.
- o Ateman finished with two receptions for 16 yards and one touchdown.

• **K Daniel Carlson**

- o Carlson connected on a 50-yard field goal, capping a 8-play, 43-yard drive lasting 3:54. The 50-yard field goal marks a career-long.
- o Carlson split the uprights for the second time in the contest, this time from 44 yards out with 30 seconds left in the contest.
- o Carlson finished the game 2-for-2 on field goals and was perfect on three PATs.

• **QB Derek Carr**

- o On a 29-yard pass to TE Jared Cook in the second quarter, Carr surpassed Rich Gannon for second place on the franchise all-time passing yards list. With 17,802 career yards after today's contest, Carr is second only to Ken Stabler who holds the record with 19,078.
- o Carr orchestrated the Raiders' first touchdown drive of the game in the second quarter, an 11-play, 75-yard drive lasting 5:58 that culminated in a 1-yard rush by RB Doug Martin.
- o Carr later recorded his first touchdown of the day, completing a 24-yard pass to Cook to cap a 6-play, 68-yard drive lasting 2:20 in the third quarter.
- o Carr brought the Raiders within 10 with 10:41 left in the game with a 1-yard pass to TE Lee Smith to culminate a 10-play, 75-yard drive lasting 4:23.
- o With his second touchdown pass, Carr passed Cam Newton for the seventh-most passing touchdowns in the NFL through a player's first five years with 118.
- o With 6:46 left in the contest, Carr connected with WR Marcell Ateman for a 9-yard score to cut the Chiefs lead to 33-30.
- o Carr's 29 completions on the day move him into second place in NFL history for the most completions through a player's first five years with 1,670, trailing only Peyton Manning (1,749).
- o Carr earned a passer rating of 123.2 in the game, his 22nd career game with a passer rating of at least 100 points to tie Jim Plunkett for fourth-most in franchise history.
- o On 29-of-38 passing, Carr earned a completion percentage of 76.3, marking his seventh game this season with a completion percentage of 70.0 or better.
- o For the seventh consecutive contest, Carr protected the football by not recording an interception.



GAME NOTES VS. KANSAS CITY CHIEFS



Kansas City Chiefs (10-2) vs. Oakland Raiders (2-10) Week 13 Sunday, Dec. 2, 2018 1:05 p.m. PT Oakland-Alameda County Coliseum Oakland, California					
	<u>1</u>	<u>2</u>	<u>3</u>	<u>4</u>	<u>Total</u>
Kansas City Chiefs	10	9	14	7	40
Oakland Raiders	0	7	9	17	33



• **TE Jared Cook**

- o With 3:28 left in the third quarter, Cook set a career-high recording his sixth touchdown of the season, a 24-yard reception to culminate a 6-play, 68-yard drive lasting 2:20.
- o On the touchdown reception Cook brings his career total to 25, giving him sole possession of 13th place in the league among active tight ends.
- o Cook also extended his streak of touchdowns to three games, marking a new career high.
- o With 100 receiving yards in the contest, Cook's season total is now at 709, which marks the second-most in his career. It also marks just the second time in his career that he's surpassed 700 receiving yards in a season.
- o The contest marks the ninth time Cook has recorded 100-or-more yards in a contest and the second time he's done so against the Chiefs.

• **RB Doug Martin**

- o Martin broke the goal line from 1-yard out, helping put the Raiders on the board with 1:04 remaining in the first half. His touchdown culminated an 11-play, 75-yard drive lasting 5:58.
- o Martin recorded a rushing touchdown in consecutive games for the first time since Week 5 and Week 6 of the 2017 season.
- o Martin ended the day with 61 yards on 18 carries (3.4 avg.) with one touchdown, adding two receptions for six yards.

• **WR Jordy Nelson**

- o Nelson set a season high by hauling in 10 passes on the afternoon while totaling 97 yards, the most he's recorded since his 173 in Week 3 against the Miami Dolphins.
- o Nelson's 10 receptions were a team high and also tie a team high on the season, with six of his 10 receptions going for first downs.

• **RB Jalen Richard**

- o Richard set a career high with 95 rushing yards on just six carries (15.8 avg.), besting his previous high of 84 yards which he set in Week 1 of 2016, his first career game.
- o With three receptions for 31 yards, Richard surpassed 100 yards from scrimmage for just the second time in his career.

• **TE Lee Smith**

- o Smith recorded his first touchdown since the 2015 season, grabbing a 1-yard pass from QB Derek Carr early in the fourth quarter to cut the Chiefs lead to 33-23.
- o The score marked just the fifth of Smith's career, and his second as a member of the Silver and Black.

Other Notables

- The Raiders defense wasted no time getting the offense on the field, as **LB Tahir Whitehead** forced a fumble that **CB Nick Nelson** recovered on the first play of the game. The defense held the Chiefs to 295 passing yards, their sixth consecutive week keeping an opponent to less than 300 yards passing.
- Oakland's offense surpassed 400 total net yards for the third time this season, finishing the day with 442.
- Oakland's offense finished the day a perfect four-of-four inside the red zone.
- **LB Tahir Whitehead** led the team with in tackles for the 10th time this season with nine stops (nine solo).
- **DE Arden Key** recorded the Raiders first blocked kick of the season, Harrison Butker's extra point attempt in the second quarter.





COMMITMENT TO EXCELLENCE

The Raiders — who began play in the American Football League in 1960 — enter their 58th year of professional football competition, including the last 47 as a member of the National Football League.

In six memorable decades — the 1960s, '70s, '80s, '90s, 2000s and 2010s — the Raiders have been dominant in professional football since Al Davis first pledged in 1963 to build the finest organization in pro sports.

During these decades of dominance, the Raiders have won an AFL championship, four American Football Conference championships, and three world championships of professional football, participated in five Super Bowls, played in 14 championship games, won or tied for 17 division championships, had 22 playoff seasons, finished 35 seasons at .500 or better and played in 41 postseason games.

Pro football's dynamic organization placed first in the AFC West in 2000, 2001 and 2002 despite playing among the toughest schedules in the NFL in each of those seasons. With their appearance in Super Bowl XXXVII, the Raiders became the first NFL team to have had a season end in the Super Bowl in four different decades.

The Raiders are the only team to have been in Super Bowls in the '60s, the '70s, the '80s and the 2000s.

The Silver and Black are the only AFC team — and one of just two NFL teams (Minnesota) — to have a season that advanced to the conference championship game in the '60s, the '70s, the '80s, the '90s and the 2000s.

The Raiders are one of only three original AFL teams to have captured three world championships of professional football with Super Bowl victories. The Raiders are one of only five AFC teams to have won more than one Super Bowl since 1980.

In their five Super Bowl appearances, the Raiders have been led by four head coaches and started four quarterbacks.

With four postseason victories, the Raiders were the first of the AFC West teams to win multiple postseason contests in the new millennium by six years.

Since 1963, when Al Davis first took over the failing Oakland franchise that had struggled to win only nine of 42 league games in the initial three seasons of the new AFL and pledged to build the finest organization in sports, the Raiders have dominated professional football in terms of consistent victory. During the memorable 58 years in Oakland and Los Angeles, the Raiders have won 464 league games, tied 11 and lost 421.

"Commitment to Excellence" has never been an idle phrase to those who have proudly represented the Raiders organization during the '60s, '70s, '80s, '90s and the new millennium as shown by their domination of pro football.

More than 20 of the great players who proudly wore the Silver and Black, as well as Owner-Leader Al Davis and legendary Head Coach John Madden, have been enshrined in the Pro Football Hall of Fame. The Raiders have also produced six Coaches of the Year.

In addition, 70 Pro Bowl players have earned 195 Pro Bowl selections representing the Silver and Black. In 1970, as the Raiders began their second decade of play, the merger between the AFL and NFL became a reality on the field. In the 1970 through 2012 period of interconference play, the Raiders compiled a remarkable 92-77-1 record against present National Football Conference rivals.

Another innovation came to professional football in 1970 — "Monday Night Football." The Raiders' domination of this prime-time television series has seen the Silver and Black build a 38-29-1 record in Monday night play. In the 48 years of this series, the Raiders are 16-9-0 in "Monday Night Football" games at home.

Through the decades — the '60s, '70s, '80s, '90s, 2000s and now the 2010s — the Raiders have had the greatest players, the greatest coaches, the greatest plays and participated in the greatest games in the annals of professional sports.

Challengers to Raider domination of professional football will arise as they have in the '60s, '70s, '80s, '90s and the new millennium. The Raider organization will continue to meet these challenges.



SUPER BOWL XI

SUPER BOWL XV

SUPER BOWL XVIII



REGGIE MCKENZIE

THE GENERAL MANAGER



Reggie McKenzie, a former draft pick by Raiders Owner Al Davis as a player, enters his 32nd season in the National Football League and his seventh as General Manager of the Silver and Black. McKenzie was named to the position by Owner Mark Davis on Jan. 10, 2012, becoming the first General Manager of the franchise since Al Davis was hired as Head Coach and General Manager in 1963. Owner Mark Davis rewarded McKenzie with a four-year contract extension in July 2016, and McKenzie went on to be named the Executive of the Year by the Pro Football Writers of America and Sporting News in 2016.

McKenzie has overseen significant changes in the organization's scouting, player personnel and football operations departments, while bringing refined football acumen to the Silver and Black. Adhering to a strategy of building a competitive roster through the draft while making strategic acquisitions via free agency and trades, McKenzie finished his sixth season at the helm having already earned plaudits from some of the most respected voices in football.

UNDRAFTED GEMS

Every preseason, hundreds of undrafted free agents vie for a spot on their team's 53-man roster. **Reggie McKenzie** has brought in numerous players that were not drafted, developing them into significant contributors for the Silver and Black.

- On **RB Jalen Richard's** first NFL carry in 2016, he rushed 75 yards for a touchdown. With his 75-yard touchdown, Richard became just the fourth player ever to record a 75-or-more-yard rushing touchdown in his NFL debut, joining Oran Pape (1930), Alan Ameche (1955) and Ottis Anderson (1979). This year, Richard currently ranks first on the roster with 56 receptions. In Week 13, he totaled career highs in scrimmage yards (126) and rushing yards (95). He has totaled five scores and combined for 1,908 scrimmage yards in 44 career games.

- **WR Seth Roberts** has totaled four game-winning touchdowns in his career (Week 2 of 2015 vs. Baltimore, Week 12 of 2015 at Tennessee, Week 1 of 2016 at New Orleans and Week 8 of 2016 at Tampa Bay). The Raiders are 10-2 in games when he records a touchdown reception.

Notable Raiders who entered the NFL as undrafted FAs:

Player	School	Year	Team
LB Jason Cabinda	Penn State	2018	Oakland
LB Nicholas Morrow	Greenville	2017	Oakland
T Donald Penn	Utah State	2006	Minnesota
RB Jalen Richard	Southern Miss.	2016	Oakland
WR Seth Roberts	West Alabama	2014	Oakland

Since McKenzie took over as GM in 2012, the Raiders have had 11 UDFA's on the initial 53-man roster. Here is the yearly breakdown:

Year	UDFAs on Initial 53
2012	2
2013	2
2015	2
2016	4
2017	1

LATE-ROUND STEALS

"It definitely helps. When you play on Sunday and a guy goes down and that player that you have running on special teams now can play a position and you're not afraid to put him in, it gives you depth. They may not be the starter. These young guys, you really have to give them a couple of years to figure out what they really are. Some of them, you have to throw them in because of where you are as a team. Let's all hope that not only the guys at the top of the draft but the guys at the bottom, if we can get a couple of those guys to give us some production within the first three years, that would be great." - **Raiders GM Reggie McKenzie on getting production from lower-level draft picks**

GM Reggie McKenzie's philosophy of building his roster through the draft is highlighted by franchise **QB Derek Carr**. But a good drafting team will make all of their picks count, and McKenzie has done that. Here is a look at some players currently on the roster that McKenzie has drafted in the fourth round or later (or signed as an undrafted free agent) and have provided solid production:

----- McKenzie's Picks -----

Player	Year	Round
DT Justin Ellis^	2014	4
G/C Jon Feliciano^	2015	4
RB DeAndre Washington^	2016	5
LB Marquel Lee^	2017	5
LB Jason Cabinda^	2018	UDFA
DT Maurice Hurst^	2018	5
P Johnny Townsend	2018	5

^ - has started multiple games over career

THAT'S WHAT THEY SAID

"My approach is old school. I'm a roll up the sleeves type of guy that wakes up early in the morning like iron workers, and comes prepared to get the job done." - **Reggie McKenzie, introductory press conference, Jan. 10, 2012**

"He has the courage of his convictions about players that Ron Wolf had, including blunt assessments of their talent. But Reggie also has the patience of Ted Thompson; he adheres to the draft-and-develop model of team-building. The latter means trusting scouts to constantly fill a pipeline of young talent, empowering coaches to play and develop young players, and identifying core players to secure contractually for the future." - **Andrew Brandt, Monday Morning Quarterback (MMQB), March 12, 2014**

"He is an exceptional evaluator of talent. Just has a great skill for it, especially for guys already in the NFL who might be flying under the radar. He was my right-hand man for all those years, a big reason why the Packers were good all those years." - **Ron Wolf, April 24, 2012**

"You can see this foundation starting to build there with the things Reggie [McKenzie] has done. He goes and hires Jack Del Rio, and I think that's a pretty good situation. They have a ton of cap space and an opportunity to build. All of a sudden you look at the AFC West, and they're kind of on the rise and you're very familiar with the AFC West so you know. It's very competitive." - **Andy Reid, March 24, 2015**



JON GRUDEN

GRUDEN QUICK HITS

- The Raiders ranked in the top-seven in total offense in three of Gruden's first four seasons in Oakland, including the top-three in rushing twice and the top-seven in passing once. Defensively, Gruden's units twice ranked among the league's top-10 in total defense, including the fifth-overall rush defense in 2000 and two top-nine finishes in passing defense.

---- DIVISION TITLES ----

TEAM	YEAR	RECORD
Oakland	2000	10-6
Oakland	2001	12-4
Tampa Bay	2002	12-4
Tampa Bay	2005	11-5
Tampa Bay	2007	9-7

- As a head coach, he has seen 21 different players combine for 39 Pro Bowl selections. He has also coached recipients of the Associated Press' Defensive Rookie of the Year (Charles Woodson - 1998), Defensive Player of the Year (Derrick Brooks - 2002) and Offensive Rookie of the Year (Carnell "Cadillac" Williams - 2005) Awards. Additionally, Rich Gannon was tabbed for the Maxwell Club's Bert Bell Award as the league's Most Valuable Player in 2000.
- Under Gruden, Tampa Bay posted three top-15 finishes in passing offense and boasted five top-five defenses, including the league's overall leader in defense in both 2002 (252.8 avg.) and 2005 (277.8 avg.).

GRUDEN VS. 2018 OPPONENTS

Raiders Head Coach Jon Gruden enters his second stint with at the helm of the Silver and Black in 2018 after spending after spending nearly a decade in broadcasting, including color analyst duties on the Monday Night Football franchise from 2009-2017, and currently owns a 97-91 career record between his four years in Oakland (1998-01) and seven seasons with the Tampa Bay Buccaneers (2002-08) in addition to 2018. In Gruden's last season with the Raiders in 2001, he compiled a 10-6 record, earned a divisional championship and took the club to the AFC Divisional round of the playoffs. Over his career, Gruden has posted a .500 record or better against nine of the Raider's 2018 opponents. Below is a look at Coach Gruden's regular season records:

AFC West:
Denver Broncos: 1-10
Kansas City Chiefs: 7-4
Los Angeles Chargers: 7-5

AFC North:
Baltimore Ravens: 1-4
Cincinnati Bengals: 3-0
Cleveland Browns: 4-0
Pittsburgh Steelers: 0-3

AFC South:
Indianapolis Colts: 2-3

AFC East:
Miami Dolphins: 1-4

NFC West:
Arizona Cardinals: 3-2
Los Angeles Rams: 2-2
San Francisco 49ers: 3-4
Seattle Seahawks: 6-7



GRUDEN BY THE NUMBERS

.516 regular season winning percentage as a head coach (97-91).

.600 winning percentage at home as a head coach with a 56-38 mark.

40-36 regular season record as head coach of the Oakland Raiders.

2 times (2000, 2002) Gruden has taken his team to the conference championship.

3 times his defensive units have led the NFL in passing defense: 2002 (155.6 avg.) 2004 (161.2 avg.) and 2007 (170.5 avg.).

5 times a Gruden-led team has appeared in the postseason following a division championship: 2000, 2001, 2002, 2005, 2007.

6 times he has coached his team to a season of nine victories or more, including four seasons where his club has earned double-digit wins.

8 seasons where his team has concluded the year with a positive turnover differential. Over his 11 years as a head coach, his teams have totaled a turnover differential of +43.


29 occurrences where the quarterback of Gruden's team has passed for at least 300 yards in a single contest.

221 interceptions recorded by Gruden in his 187 regular season games as head coach for an interception/game ratio of 1.18.

19 times his teams have held opponents to three points or less, including six contests that saw his team shutout the opponent.

13 takeaways were recorded by his club during the 2002 playoffs. No team has recorded more takeaways in a single postseason dating back to 2000. An incredible 41 points were generated from the 13 forced turnovers.

1 Super Bowl title with the Tampa Bay Buccaneers in Super bowl XXXVII.





MORE GRUDEN

----- WIN/LOSS BREAKDOWN -----

	2018 Season.....				Jon Gruden Career.....			
	Overall	vs. AFCW	Home	Road	Overall	vs. AFCW	Home	Road
Overall	2-10	0-4	1-5	1-5	97-91	20-24	56-38	41-53
On grass	2-10	0-4	1-5	1-5	78-71	19-21	56-38	22-33
On artificial surfaces	0-0	0-0	0-0	0-0	19-20	1-3	0-0	19-20
When scoring first	2-6	0-2	1-2	1-4	67-28	10-9	41-11	26-18
When opponent scores first	0-4	0-2	0-3	0-1	30-63	10-15	15-27	15-35
In overtime	1-0	0-0	1-0	0-0	6-7	2-1	2-4	4-3
When leading after first quarter	1-4	0-2	1-1	0-3	52-20	11-7	29-5	23-15
When leading at halftime	0-4	0-1	0-2	0-2	71-18	11-5	42-7	29-11
When leading after third quarter	1-3	0-1	0-1	1-2	77-16	13-8	43-6	33-10
When trailing after first quarter	1-5	0-2	0-3	1-2	23-49	6-12	8-22	15-26
When trailing at halftime	1-6	0-3	1-3	0-3	18-65	7-17	10-28	8-36
When trailing after third quarter	1-7	0-3	1-4	0-3	15-67	6-14	9-28	6-39
When tied at halftime	1-0	0-0	0-0	1-0	8-8	2-2	4-3	4-5
On Sunday	2-8	0-4	1-4	1-4	91-75	18-20	52-32	39-43
On Monday	0-1	0-0	0-1	0-0	4-8	1-2	3-3	1-5
On Thursday	0-1	0-0	0-0	0-1	0-3	0-0	0-0	0-3
Day games (before 5 p.m. PT)	2-8	0-4	1-4	1-4	87-74	16-15	51-34	36-40
Night games (after 5 p.m. PT)	0-2	0-0	0-1	0-1	10-16	3-6	5-3	5-13
When team had 100-yard rusher	1-0	0-0	1-0	0-0	25-7	3-2	18-4	7-3
When team had 100-yard receiver	1-4	0-2	1-2	0-2	25-34	6-10	13-15	12-19
When team had 300-yard passer	1-2	0-0	1-1	0-1	13-16	4-4	7-7	6-9
When opponent had 100-yard rusher	2-4	0-1	1-2	1-2	14-32	3-10	8-11	6-21
When opponent had 100-yard receiver	0-2	0-1	0-1	0-1	23-28	6-5	13-12	10-16
When opponent had 300-yard passer	0-1	0-1	0-0	0-1	8-9	2-2	4-3	4-6

RAIDERS COACHES IN THE PRESS BOX



Tim Berbenich
Quality Control
- offense



Marco Coleman
Assistant
Defensive Line



Lemuel Jeanpierre
Assistant
offensive line



David Lippincott
Linebackers



Jim O'Neil
Senior Defen-
sive Assistant



Travis Smith
Quality Control
- Defense



DRAFT HIGHLIGHTS

----- 2014 -----



Second Round - QB Derek Carr (No. 36 overall)

Career: Started 74 games over his career, passing for 17,802 yards on 1,670-of-2,669 passing (62.6 pct.) with 118 touchdowns, 52 interceptions and an 88.8 passer rating...Second-most completions in NFL history through a player's first five years...Second all-time on club's passing yards list...Third all-time on the club's passing TDs list...Has 15 career fourth quarter comebacks...In Week 2 of 2018, became the first quarterback in NFL history to complete at least 90 percent of his passes while also recording at least 30 pass attempts...Became the fourth quarterback in club history to reach 15,000 passing yards, doing so in the fewest games (64)...Passed for 3,496 yards in 2017, completing 323 of his 515 attempts for 22 touchdowns and 13 interceptions, earning a passer rating of 86.4...Became just the third quarterback in NFL history (joining Andy Dalton and Peyton Manning) to begin his career completing 300 passes in each of his first four seasons...In Week 15, became just the fifth quarterback in NFL history to throw for 100 touchdowns in his first four seasons...Started 15 games in 2016 before having his season cut short due to injury...Threw for 3,937 yards on 357-of-560 passing with 28 touchdowns to just six interceptions...Posted a career-best 96.7 quarterback rating...Recorded seven game-winning/fourth-quarter comeback drives in 2016, a franchise record...He became the first quarterback in NFL history with five game-winning touchdown passes in the fourth quarter or overtime in a season...Became the first player in franchise history to record 3,000 passing yards in each of his first three seasons...Started all 16 games for the second straight year in 2015, throwing for 3,987 yards on 350-of-573 passing (61.1 percent) with 32 touchdowns and 13 interceptions with a 91.1 rating...Led the NFL with 13 touchdown passes of 25-plus yards...Set every franchise-rookie passing record in 2014 and ranked first among 2014 rookies with 348 completions (second all-time among rookies), 3,270 passing yards (11th among rookies) and 21 touchdowns (T-6th among rookies).

Honors/Awards: Named the team's Ed Block Courage Award Recipient, an award presented to the player who exemplifies a commitment to the principles of sportsmanship and courage...Named the team's nominee for the Art Rooney Sportsmanship Award for the second consecutive season...Earned FedEx Air Player of the Week in Week 7 of 2017 for his 417-yard, three touchdown performance in the Thursday Night victory over the Chiefs...Named the Castrol Edge Clutch Performer of the Year in 2016 and was the only player in the NFL to win the weekly award multiple times (four)...Named the recipient of the Raiders' prestigious Commitment to Excellence Award in 2016, given to the Raider who best exemplifies hard work, leadership, and excellence on and off the field throughout the season...Named the Raiders' nominee for the Art Rooney Sportsmanship Award, presented each year to an NFL player who best demonstrates the qualities of on-field sportsmanship, including fair play, respect for the game and opponents, and integrity in competition...Selected to his second consecutive Pro Bowl...Named the Castrol Edge Clutch Performer of the Week for his Week 1 game-winning drive against the New Orleans Saints in 2016...Named the Castrol Edge Clutch Performer of the Week in Week 4 at Baltimore in 2016...Named the AFC Offensive Player of the Week, Castrol Edge Clutch Performer of the Week and FedEx Air Player of the Week for his record-setting performance at Tampa Bay in Week 8 of 2016...He threw for a franchise-record 513 yards, including a 41-yard TD pass to WR Seth Roberts with 1:45 remaining in overtime, completing 40-of-59 passes with four TDs for a 117.4 passer rating...Named the Castrol Edge Clutch Performer of the Week in Week 12 vs. Carolina in 2016, leading the Raiders to a 35-32 comeback win...Named to his first Pro Bowl in 2015...Named the Castrol Edge Clutch Performer of the Week for his Week 2 game-winning drive against the Baltimore Ravens in 2015...Named the Castrol Edge Clutch Performer of the Week in Week 12 at Tennessee in 2015...Named to Sports Illustrated's All-Rookie Team in 2014.

DEREK CARR'S CAREER STATISTICS

Year	Team	GP	GS	Att.	Cmp.	Yds.	Pct.	PASSING					Rtng.	RUSHING				
								Yds./Att.	TD	INT	Lg.	Sk./Lst.		Att.	Yds.	Avg.	Lg.	TD
2014	Oakland	16	16	599	348	3,270	58.1	5.5	21	12	77t	24/149	76.6	29	92	3.2	41	0
2015	Oakland	16	16	573	350	3,987	61.1	7.0	32	13	68t	31/230	91.1	33	138	4.2	24	0
2016	Oakland	15	15	560	357	3,937	63.8	7.0	28	6	75t	16/79	96.7	39	70	1.8	13	0
2017	Oakland	15	15	515	323	3,496	62.7	6.8	22	13	87t	20/101	86.4	23	66	2.9	32	0
2018	Oakland	11	11	384	263	2,827	68.5	7.4	13	8	66	35/200	92.4	18	43	2.4	15	1
Totals		73	73	2,631	1,641	17,517	62.4	6.7	116	52	87t	126/759	88.3	142	409	2.9	41	1





DRAFT HIGHLIGHTS

----- 2014 CONTINUED -----



Third Round – G Gabe Jackson (No. 81 overall)

Career: Has become a dominant force on the offensive line and one of the best guards in the NFL, starting 71 games over his career at left and right guard...Started all 15 appearances in 2017, helping block for an offensive line that finished tied third in the NFL in sacks surrendered (24)...Started all 16 games in 2016 at right guard, moving over from left guard after the team signed G/T Kelechi Osemele in free agency...Helped hold the Raiders' sacks allowed total to just 18, fewest by the club since the 1970 AFL-NFL merger...Started all 16 games at left guard in 2015 for the first time in his career...Earned the starting left guard job during training camp in 2014 and went on to play in 13 games with 12 starts...Became the first rookie OL to start at least 10 games for the Raiders since Stefen Wisniewski started 15 in 2011.



Fourth Round – DT Justin Ellis (No. 107 overall)

Career: Activated from the Reserve/Injured List in Week 13...Has played in 62 games with 43 starts and posted 134 tackles (82 solo) and 0.5 sacks over his career, solidifying the Raiders' interior defensive line...Played in all 16 games in 2017 for the second consecutive season and tied a career high with 14 starts, while notching a career-high 44 tackles (30)...Played in all 16 games in 2016, recording 29 tackles (16)...Saw action in 12 games with nine starts in 2015, posting 22 tackles (15) and two passes defended...Was a surprise force on the defensive line as a rookie, appearing in all 16 games with 14 starts after stepping into the starting position in Week 3...He finished the season with 39 tackles (21) and one pass broken up.

Honors: Named to Sports Illustrated and Pro Football Writers of America's All-Rookie Team in 2014.

----- 2015 -----



Fourth Round - G/C Jon Feliciano (No. 128 overall)

Career: Has appeared in 47 games with seven starts over his career...Started at left guard in Week 5 in place of injured Kelechi Osemele...Played in 13 games in 2017, starting one due to injuries on the offensive line...Appeared in all 16 games in 2016...Played in six games with three starts at right guard in his rookie campaign, earning his first start at right guard in Week 15 vs. Green Bay...Started final three games of season at right guard.

----- 2016 -----



First Round - S Karl Joseph (No. 14 overall)

Career: Emerged as a strong contributor at safety during his rookie season...Has totaled 183 tackles (126 solo), three INTs, 11 passes defended, one sack, one forced fumble and two fumble recoveries in 35 games with 27 starts...Was the only safety in the NFL in 2017 to record at least 75 tackles, one interception, one sack, one forced fumble and recovery.

College: Started 42 straight games for West Virginia from 2012-15 before an injury ended his senior season...Named to Associated Press All-Big 12 Second Team and the conference coaches' All-Big 12 First Team as a junior in 2014.

Honors/Awards: Named to the Pro Football Writers of America's All-Rookie Team.



Third Round - LB Shilique Calhoun (No. 75 overall)

Career: Has appeared in 26 games in his career, rotating in on defense and playing significant snaps on special teams...Totaled 23 tackles (13 solo) and 0.5 sacks in his career.

College: Appeared in 54 games with 41 starts over four years at Michigan State, ranking second on the school's all-time sack list with 27...Was a three-time All-American Second Team and three-time All-Big Ten First Team selection from 2013-15...Named the 2013 Big Ten Defensive Lineman of the Year after posting 37 tackles and 7.5 sacks.



Fifth Round - RB DeAndre Washington (No. 143 overall)

Career: Has appeared in 34 games, totaling 168 rushes for 705 yards (4.2 avg.) with four TDs and 52 receptions for 321 yards (6.2 avg.) and one score...Posted 350 yards from scrimmage in 15 appearances during the 2017 campaign.

College: Played in 48 games with 26 starts over four years at Texas Tech, becoming the fifth player to rush for over 1,000 yards in a season twice...Ranks fifth in school history with 3,411 career rushing yards...Named All-Big 12 First Team after ranking second in the conference in rushing yards, rushing yards per carry, rushing yards per game, all-purpose yards and rushing TDs in 2015...Named a finalist for All-Big 12 Offensive Freshman of the Year in 2011.



DRAFT HIGHLIGHTS

----- 2017 -----



First Round - CB Gareon Conley (No. 24 overall)

Career: Has started in 11-of-12 contests in 2018...Recorded his first career INT in Week 4 and returned it 36 yards for a TD...Notched his second INT of the season in Week 11 against the Cardinals...Has totaled 35 tackles (24 solo), two INTs and 13 passes defended...Appeared in two games during his rookie year due to injury, totaling seven tackles (five) and two passes defended...Was placed on the Reserve/Injured List on Nov. 13.

College: Played three seasons at Ohio State, seeing action in 42 games for the Buckeyes and starting 27 games at cornerback...Totaled 91 tackles (66 solo), six INTs, 15 passes defended and 0.5 sacks over his career... Named to the All-Big Ten Second Team by the coaches in 2016.



Third Round - DT Eddie Vanderdoes (No. 88 overall)

Career: On the Reserve/Physically Unable to Perform List for the remainder of 2018...Appeared in all 16 contests during his rookie year and made 13 starts...Totaled 24 tackles (13 solo) on the year.

College: Played four seasons at UCLA, appearing in 39 games with 32 starts...Career totals include 126 tackles (69 solo), four sacks, two forced fumbles and two fumble recoveries...As a senior in 2016, was named honorable-mention All-Pac 12 by coaches.



Fifth Round - LB Marquel Lee (No. 168 overall)

Career: Has started in 9-of-12 games in 2018 and tallied 45 tackles (24 solo) and three passes defended...Appeared in 13 games and made six starts during his rookie year...Totaled 27 tackles (19 solo), good for second-most among rookies on the team, while also adding 3 stops on the special teams unit.

College: Played four seasons at Wake Forest, totaling 291 tackles (143 solo), 14.5 sacks, four forced fumbles and two passes defended...As a senior, was elected a team captain and named to the Associated Press All-ACC First Team.





2018 DRAFT



First Round - T Kolton Miller (No. 15 overall)

2018: Has started in all 12 contests on the offensive line at left tackle.


College: Played three seasons at UCLA after redshirting as a true freshman...Appeared in 31 games with 23 starts over his career, seeing action at both left and right tackle...Started all 13 games at left tackle as a redshirt junior in 2017...Named to All-Pac-12 Conference Second Team by the league's coaches...Blocked for UCLA QB Josh Rosen, the 10th overall pick by the Arizona Cardinals in the 2018 NFL Draft.



Second Round - DT P.J. Hall (No. 57 overall)

2018: Made his NFL debut starting on the defensive line in Week 1...Made his first start in Week 13...Has tallied 15 tackles (13 solo) and two passes defended.


College: Appeared in 56 games over his four years at Sam Houston State, starting in 54 of them and made 284 tackles (160 solo), 42 sacks, 86.5 tackles for loss, nine forced fumbles, one fumble recovery, one INT and registered 14 blocked kicks...Was a four-time All-American in addition to being one of two Bearkats ever to be named first-team All-Southland Conference in each of his four seasons.



Third Round - T Brandon Parker (No. 65 overall)

2018: Made his debut at right tackle in Week 4 and has started in each game since.


College: Played four seasons at North Carolina A&T, starting all 48 games of his career at left tackle...Never missed a start throughout his career...Was a three-time FCS All-American at left tackle (2015-17)...Named the Mid-Eastern Athletic Conference Offensive Lineman of the Year for three straight years from 2015-17...Did not surrender a sack for his entire collegiate career.



Third Round - DE Arden Key (No. 87 overall)

2018: Has totaled 22 tackles (15 solo) in 11 games, making six starts...Recorded his first career sack in Week 6.

College: Played three seasons at LSU (2015-17), appearing in 31 games and making 28 starts...Career totals include 130 tackles (59 solo), 26.5 tackles for loss and 21 sacks...Was named Associated Press All-SEC First Team in both 2017 and 2016...Recorded a school-record 12 sacks as a junior, while his 21 total sacks are tied for third-most in school history.



Fourth Round - CB Nick Nelson (No. 110 overall)

2018: Saw his first action in Week 8 and made his first career start in Week 12, recording five stops (three solo).

College: Played for two different schools over three seasons, starting his career at Hawaii before transferring to Wisconsin...Appeared in 37 career games with 35 starts, totaling 124 tackles (95 solo), 42 passes defended, one sack and two forced fumbles...Was named to the All-Big Ten First Team and the CBS All-American Second Team in 2017...Led the nation and set a Wisconsin school record with 21 passes defended in 2017.



Fifth Round - DT Maurice Hurst (No. 140 overall)

2018: Has made 10 starts at defensive tackle through Week 13...Made his first NFL start in Week 2 and registered his first career sack...Totals include 28 tackles (25 solo), four sacks and three passes defended and one forced fumble.

College: Four-year letterman who played in 46 games during at Michigan and made 17 starts...Career totals include 133 tackles (64 solo), 33.5 tackles for loss, 12.5 sacks, three passes defended, two forced fumbles, one fumble recovery and one blocked kick...In 2017, was a Consensus All-American, the team's Bo Schembechler Award winner as Most Valuable Player, Associated Press All-American First Team and Football Writers Association All-Big Ten First Team.



Fifth Round - P Johnny Townsend (No. 173 overall)

2018: Has totaled 51 punts for 2,192 yards (43.0 avg.), including 10 pinned inside the 20-yard line and a net average of 37.7...In Week 10, recorded a 42-yard rush on a fake-punt, marking the longest rush by a punter in franchise history.

College: Played in 44 games over four seasons at Florida...Totaled 240 punts for 11,090 yards (46.2 avg.), 90 punts placed inside the opponents' 20-yard line and just 22 touchbacks...Florida's all-time leading punter with 11,090 yards and 240 total punts...His 46.2 career average ranks first in SEC history.



2018 KEY ACQUISITIONS - OFFENSE

WR MARTAVIS BRYANT




NFL Exp.: 4
Previous Team: Pittsburgh Steelers

- Fourth-round pick (118th overall) by the Pittsburgh Steelers in the 2014 NFL Draft who has totaled 44 games played with 18 starts and recorded 145 receptions for 2,183 yards (15.1 avg.), 17 TDs and added 17 rushes for 94 yards (5.5 avg.) and one TD. Postseason totals include 21 receptions for 322 yards (15.3 avg.), three TDs and four rushes for 90 yards (22.5 avg.).
- Set the Steelers' record for total TDs in a player's first 16 regular season games (14).
- Became the second player in NFL history to register two TDs of at least 88 yards in each of his first two NFL seasons.
- Became the first WR in NFL history to record a 40-yard run in two straight playoff games (2015 postseason).
- Set an NFL record for most receiving TDs in a player's first four games in a career with six in 2014.
- Postseason totals: Four games, 21 receptions, 322 yards, three TD receptions, four rush attempts and 90 rushing yards.

Awards and Honors

- Recipient of the Joe Greene Great Performance Award in 2014, given annually to the Steelers' top rookie


QB AJ McCARRON



NFL Exp.: 4
Previous Team: Buffalo Bills

- Fourth-round pick (164th overall) by the Cincinnati Bengals in the 2014 NFL Draft who has appeared in 13 games and made three starts over his career, totaling 928 pass yards on 87-of-136 attempts and adding six TDs and two INTs for a passer rating of 92.4.
- With QB Andy Dalton injured in the late stages of 2015, led his team to the playoffs and finished the year with a 97.1 passer rating after posting 854 yards through the air on 79-of-119 attempts (66.4 percent) and adding six TDs against two INTs.
- Postseason totals include one start, 212 yards on 23-of-41 attempts, one TD and one INT.

WR JORDY NELSON



NFL Exp.: 11
Previous Team: Green Bay Packers

- Second-round pick (36th overall) by the Green Bay Packers in the 2008 NFL Draft who has appeared in 147 games and made 98 starts, totaling 585 receptions for 8,298 yards (14.2 avg.) and 72 TDs. Postseason totals include 13 games with eight starts, while recording 54 receptions for 668 yards and five TDs.
- Ranks second since 2016 with 19 red zone receiving TDs.
- Is the only active player in the NFL to record three seasons with 13-plus TD receptions
- Has posted 1,250-plus receiving yards and 13-plus TD catches in the same season three times in his career, the fourth most in NFL history behind only Jerry Rice (six), Randy Moss (five) and Terrell Owens (four).
- Set a single-season Packers record with 1,519 receiving yards in 2014, as he was selected to his first career Pro Bowl and earned second-team All-Pro honors from the Associated Press.
- In 2014, became just the eighth player in NFL history to record 95-plus receptions, 1,500-plus receiving yards and 13-plus receiving TDs in the same season.
- Ranks first in Packers postseason history with 54 career receptions.
- Became just the fourth receiver in Super Bowl history to register nine-plus receptions for at least 140 yards and a TD when he hauled in nine passes for 140 yards and a score vs. Pittsburgh in Super Bowl XLV.
- Currently ranks 12th in receptions (575), ninth in receiving yards (8,201) and fifth in touchdowns (72) among active players.

Awards and Honors

- Super Bowl XLV Champion
- 2014 Pro Bowl
- 2014 Associated Press All-Pro Second Team
- 2015 Associated Press Comeback Player of the Year

RB DOUG MARTIN



NFL Exp.: 7
Previous Team: Tampa Bay Buccaneers

- First-round pick (31st overall) by the Tampa Bay Buccaneers in the 2012 NFL Draft who has started 69-of-78 games and totaled 1,255 rushes for 5,078 yards and 28 TDs, adding 146 receptions for 1,197 yards and two TDs
- Scored his first career touchdown as a Raider in Week 12 against the Baltimore Ravens and added another in back-to-back weeks against the Kansas City Chiefs.
- Fourth-most rushing yards (4,633) in Tampa Bay history
- His 11 100-yard games are tied for second-most in club history
- His 26 rushing TDs rank third in Tampa Bay history

Awards and Honors

- 2012 Pro Football Writer of America All-Rookie Team
- 2012 Pro Bowl
- 2015 Pro Bowl
- 2015 Associated Press All-Pro First Team



2018 Key Acquisitions - DEFENSE

S MARCUS GILCHRIST




NFL Exp.: 8
Previous Team: Houston Texans

- Second-round pick (50th overall) by the San Diego Chargers in the 2011 NFL Draft who has appeared in 119 games and made 94 starts, totaling 468 tackles (358 solo), 13 INTs, 38 passes defended, four sacks, five forced fumbles and two fumble recoveries. Postseason totals: Two games played with two starts and 12 tackles (10) in 2013.

- Recorded his first INT as a Raider in Week 10 against the Chargers.
- Notched his second INT of the season off Gareon Conley pass defended in the end zone of their Week 12 contest against the Baltimore Ravens.

LB TAHIR WHITEHEAD



NFL Exp.: 7
Previous Team: Detroit Lions

- Fifth-round pick (138th overall) by the Detroit Lions in the 2012 NFL Draft who has played in 106 games and made 66 starts, totaling 458 tackles (336 solo), three sacks, three forced fumbles, five fumble recoveries, four INTs and 20 passes defended.

- Postseason totals: Two starts in two games played with 20 tackles (nine solo) and one sack.
- Recorded a career-high 14 tackles in the Week 12 contest against the Baltimore Ravens.
- Recorded two consecutive 100-plus tackle seasons with the Lions (2016-17).
- Became the 11th Lion in franchise history to record at least 130 tackles in a single season (2016).

CB RASHAAN MELVIN



NFL Exp.: 6
Previous Team: Indianapolis Colts

- Undrafted free agent signed by the Tampa Bay Buccaneers in 2014 who has appeared in 47 games and made 26 starts, totaling 141 tackles (123 solo), four INTs, 29 passes defended and three forced fumbles.

- Played in 10 games last year due to injury, and his 13 passes defended through those 10 contests were tied for fifth-most in the NFL.
- His 60.3 passer rating when targeted was the 10-best in the NFL in 2017.
- Recorded a pass defense or INT on 23.6% of his targets last season, the third-highest percentage among all CBs in the NFL.

CB DARYL WORLEY



NFL Exp.: 3
Previous Team: Carolina Panthers

- Third-round pick (77th overall) by the Carolina Panthers in the 2016 NFL Draft who has appeared in 39 games and made 32 starts, totaling 182 tackles (157 solo), two sacks, three INTs and 23 passes defended.

- In 2017, made a career-high 14 starts and also set career highs with two INTs and 10 passes defended.
- As a rookie in 2016, played in all 16 contests and ranked second on the team with nine passes defended.

DE FROSTEE RUCKER



NFL Exp.: 13
Previous Team: Arizona Cardinals

- Third-round pick (91st overall) by the Cincinnati Bengals in the 2006 NFL Draft who has appeared in 153 games and made 84 starts in his career, tallying 292 tackles (198 solo), 21.5 sacks, one INT, 11 passes defended, eight forced fumbles and three fumble recoveries.

- Set a career high with five sacks in 2014 and was named defensive captain for the Cardinals in 2016.
- Was named a team captain for the Silver and Black ahead of their Week 8 matchup.



COACHING STAFF

FROM PLAYERS TO COACHES

The 2018 Oakland Raiders coaching staff boasts four members who have played at the NFL level before entering coaching. The staff showcases 36 years of combined playing experience.



D'Anthony Batiste

Strength and Conditioning Assistant - 5 years as an NFL player

Spent eight seasons in the NFL as an offensive lineman, playing for the Dallas Cowboys, Arizona Cardinals, Atlanta Falcons, Denver Broncos, Washington Redskins, Carolina Panthers and Pittsburgh Steelers...Appeared in 37 career games and made 14 starts...Made 10 starts with the Cardinals in 2012 and four starts for the Falcons in 2007...Played in 56 games over the last four seasons with the Edmonton Eskimos and was named a West Division All-Star at right tackle in 2015

Edgar Bennett

Wide Receiver Coach - 8 seasons as an NFL player

Played eight seasons in the NFL for the Green Bay Packers and Chicago Bears...Was the Packers' fourth round selection in the 1992 NFL Draft...Played in 112 games, starting 77 of them and tallied 3,992 yards rushing on 1,115 carries and added 21 touchdowns...Also added 284 receptions for 2,245 yards and 10 receiving touchdowns...Became the fifth running back in Packers annals to rush for 1,000 yards in a season during the 1995 season as he finished with 1,067...Started for the Packers in their Super Bowl XXXI victory.



Marco Coleman

Assistant Defensive Line Coach - 14 season as an NFL player

Played 14 NFL seasons after being selected 12th overall by the Miami Dolphins in 1992...Totaled 610 tackles (478 solo), 65.5 sacks, 16 forced fumbles, five fumble recoveries, one of which was returned for a touchdown, one interception and 17 passes defended in 207 career games with the Miami Dolphins, San Diego Chargers, Washington Redskins, Jacksonville Jaguars, Philadelphia Eagles and Denver Broncos...Recorded seven seasons with at least five sacks over his career...Played his first four seasons with the Dolphins, totaling 24 sacks with Miami...Was named Sports Illustrated's NFL Rookie of the Year in 1992 after starting 15 games and posting six sacks...Was named to the Pro Bowl in 2002 after posting a career-high 12 sacks for the Redskins

Lemuel Jeanpierre

Assistant Offensive Line Coach - 6 seasons as an NFL player

Played six seasons in the NFL and appeared in 63 games with 11 starts from 2010-15...Originally signed with the Seattle Seahawks as an undrafted free agent in 2010...During his time with the Seahawks as a center and guard, helped capture three NFC West titles, two NFC Championships and a Super Bowl XLVIII victory.





RAIDERS OFF THE FIELD

INTERESTING FACTS

- **General Manager Reggie McKenzie** has an identical twin brother, **Raleigh**, who is a college scout for the team. He also has two sons, Reginald Kahlil, who was drafted by the Kansas City Chiefs in this year's NFL Draft out of Tennessee, his father's alma mater, and Jalen Elijah, who is a redshirt freshman at USC.
- **LB Shilique Calhoun** completed NFL China off-season internship spending time in Shanghai, Beijing and Chongqing.
- **QB Derek Carr** is the brother of former No. 1 overall pick of the Houston Texans, David. The two brothers started a training facility for all athletes in Southern California called Carr Elite.
- **C Rodney Hudson** was born in Frankfurt, Germany. Hudson is also continuing his coursework to earn his masters degree.
- **DT Maurice Hurst** drove Uber while attending Michigan.
- **T Donald Penn** was a Raiders fan growing up in Inglewood, Calif., going to Raiders games as a kid in Los Angeles.
- **G Gabe Jackson** returned to Mississippi State this past off-season to finish his bachelors degree.
- **S Karl Joseph** completed the NFL Personal Finance Boot Camp this past offseason.
- **C Rodney Hudson** completed the Athlete Transition University Pro Athlete Business Combine.
- **P Johnny Townsend** has a foundation that sponsors the funding of the renovation of the Pediatric Oncology Infusion Clinic at Shands Hospital in Gainesville, Fla.
- **DT Justin Ellis** and **G/C Jon Feliciano** completed a job shadow with World Wrestling Entertainment.
- **DE Frostee Rucker** was the Arizona Cardinals' recipient of the Media Good Guy Award in 2017 by the local chapter of the PFWA.





2018 SCHEDULE NOTES

RAIDERS Vs. '18 OPPONENTS

Below is a look at some key information on the Raiders' 13 opponents for the 2018 season.

Opponent	First met	Last met	Series record
Arizona	10/7/73	11/18/14	6-4
Baltimore	9/1/96	11/25/18	3-8
Cincinnati	10/27/68	9/13/15	18-10
Cleveland	11/8/70	9/30/18	13-10
Denver	10/2/60	9/16/18	62-52-2
Indianapolis	11/28/71	10/28/18	8-7
Kansas City	9/16/60	12/2/18	52-62-2
LA Chargers	11/27/60	11/11/17	62-54-2
LA Rams	10/29/72	9/10/18	8-6
Miami	10/9/66	9/23/18	17-17-1
Pittsburgh	10/25/70	11/8/15	12-10
San Francisco	12/20/70	11/1/18	7-7
Seattle	11/6/77	10/28/18	28-25

- The Raiders faced the Chargers for the 117th and 118th time this season, marking the most for any opponent. The team will face both the Broncos and Chiefs for 117th time following the conclusion of this year's two-game series, as they only played each team once during the strike-shortened 1982 season.

OAKLAND Vs. NFC WEST

Oakland faced off against the NFC West this season, marking the first time since 2014 that they have played the division. Last season, the NFC West saw three teams finish the season at .500 or better in the Los Angeles Rams (11-5), Seattle Seahawks (9-7) and Arizona Cardinals (8-8). After finishing 2018 1-3 against the NFC West, the Raiders now hold a 49-42 combined all-time record against Arizona, Los Angeles, San Francisco and Seattle.

RAIDERS VS. NFC WEST IN 2018

Date	Opponent	Result
9/10/18	vs. Los Angeles	L, 13-33
10/14/18	vs. Seattle	L, 3-27
11/1/18	at San Francisco	L, 3-34
11/18/18	vs. Arizona	W, 23-21



SILVER AND BLACK IN PRIME TIME

- The Raiders will play three primetime games in 2018: the season opener on Monday Night Football against the Los Angeles Rams on Sept. 10 - a game the Rams won by a score of 33-13, a Thursday Night Football contest against the Bay Area-rival San Francisco 49ers on Nov. 1 - a contest the 49ers won by a score of 34-3, and a second Monday Night Football game on Christmas Eve against the Denver Broncos on Dec. 24. The Thursday Night Football contest against the 49ers will be televised on FOX with a simulcast on NFL Network.
- Last year, the Raiders appeared on Sunday Night Football three times, facing the Washington Redskins in Week 3, the Miami Dolphins in Week 9 and the Dallas Cowboys in Week 15. The Raiders went 1-2 in 2017 on Sunday Night Football, defeating the Dolphins, 27-24, in Miami. In 2013, the Raiders participated in the latest NFL game ever played when they hosted the San Diego Chargers on Oct. 6. Due to an Oakland Athletics' postseason game at Oakland-Alameda County Coliseum, the Raiders moved their game to an 8:35 p.m. PT start, marking the latest start time in NFL history.
- The Raiders, 19-20 all-time in Sunday night contests since 1978, are 1-0 against the Steelers on Sunday night, who they will play on Dec. 9 in Oakland.
- This will mark the Raiders' 69th and 70th contest on Monday Night Football and third consecutive year after playing their first-ever Monday Night Football game on Christmas Day last season and their first Monday Night Football contest outside of the United States in 2016 in Mexico City, Mexico. The Raiders have split their last two Monday Night Football appearances, defeating the Texans, 27-20, in 2016 and falling to the Eagles, 10-19, last year. It will mark the first MNF matchup against the Broncos since 2013 and first MNF game against the Rams since 1985.
- Oakland holds a 38-29-1 all-time record in Monday Night Football contests. The Silver and Black last played on Monday Night Football on Sept. 10 at home against the Los Angeles Rams.
- On Thursdays, the Raiders are 10-11 all-time, including a 3-4 record on Thanksgiving Days. The contest against the 49ers marked just the second overall primetime matchup between the two teams and first since 1994, when they met on Monday Night Football.





TEAM NOTES

MILES AND MILES

Factoring in three trips to the Eastern Time Zone and two more to the Central Time Zone, the Raiders will travel more miles in the NFL this season than any other club. Oakland is schedule to log 31,732 miles in 2018, nearly 1,000 more than their 30,889 miles traveled in 2017. As a division, the AFC West will also lead the NFL in terms of most miles traveled (94,857). In all, the Raiders have four round-trips that will exceed 4,000 miles, with their trip to London surpassing 10,000 miles alone. Below is a look at the five teams who travel the most in 2018, with the Silver and Black being the only team to cross the 30,000-mile barrier.

2018 TRAVELING BREAKDOWN	
Team	2018 Traveling Miles
Oakland Raiders	31,732
Seattle Seahawks	29,068
Los Angeles Chargers	29,055
Jacksonville Jaguars	20,278
Philadelphia Eagles	20,262

Fun Fact: Three teams (L.A. Chargers, Oakland Raiders and Seattle Seahawks) will "travel around the world" at least once in 2018 (approximately 25,000 miles).

WINNING WAYS

The Raiders are among the elite teams in NFL history, ranking among the top teams from 1963-2017 in winning percentage of teams playing at least 500 games. The Raiders rank eighth with a .539 percentage since Al Davis was named head coach and general manager in 1963.

NFL WINNING PERCENTAGE 1963-2017 (MIN. 500 GAMES)

Rank	Team	W	L	T	Pct.
1.	Dallas Cowboys	498	351	3	.586
2.	Pittsburgh Steelers	487	355	9	.578
3.	NE Patriots	473	372	7	.559
4.	Minnesota Vikings	470	373	10	.557
5.	Miami Dolphins	450	357	4	.557
6.	Green Bay Packers	460	378	15	.548
7.	Denver Broncos	462	382	9	.546
8.	Oakland Raiders	455	388	11	.539
9.	San Francisco 49ers	447	396	10	.530

RAIDERS QUICK FACTS

First Season: 1960 (American Football League)

Founding Co-owners and Directors: Y. Charles Soda, F. Wayne Valley, Robert L. Osborne, Don Blessing, Charles L. Harney, Roger D. Lapham, Jr., Wallace A. Marsh, William J. Hayes, Edward W. McGah

All-Time Record: Regular season: 464-421-11 (.525)
Postseason: 25-19 (.568)

AFL Championships: 1 - 1967

Super Bowl Championships: 3 - 1976, 1980, 1983

Division Titles: 17 - 1967-70, 1972-76, 1980, 1982-83, 1985, 1990, 2000-02

Conference: American Football Conference

Division: AFC West

Stadium: Oakland-Alameda County Coliseum

Capacity: 56,057

Surface: Overseeded Bermuda

Year opened: 1966

League games: 318 (including 17 postseason)

Team Colors: Silver and Black

Radio: Flagship KCBS (740 AM), Beasley Media Group and nation-wide Raiders Radio Network (33 stations)

Preseason TV: KTVU (Fox 2 - Bay Area), KVVU (Fox5 - Las Vegas)

ROAD WARRIORS

The Raiders are among the top-performing road teams in NFL history. The Silver and Black rank fifth since 1963 with a .480 winning percentage in games away from home.


TOP ROAD RECORDS 1963-2017 (MIN. 300 GAMES)

Rank	Team	W	L	T	Pct.
1.	Dallas Cowboys	221	204	1	.519
2.	Indianapolis Colts	208	214	2	.493
3.	New England Patriots	208	218	2	.488
4.	Pittsburgh Steelers	202	217	5	.482
5.	Oakland Raiders	201	218	8	.480
6.	Miami Dolphins	193	213	1	.475
7.	San Francisco 49ers	199	225	3	.470
8.	Minnesota Vikings	194	225	7	.463
9.	Philadelphia Eagles	188	228	8	.455
10.	Green Bay Packers	190	230	7	.453

RAIDERS MEDIA WEBSITE

The Oakland Raiders have introduced a media website, open to all members of the media, updated with content and publications from the Raiders media relations staff, including media guides, weekly releases, transcripts, post-game notes, flip cards and other information. In an effort to help media members with their coverage of the Raiders, the content will be updated on a daily basis. For any further questions, please contact a member of the Raiders media relations staff.

<https://www.raiders.com/media/>





TEAM NOTES

OFFENSIVE EFFICIENCY

In 2018, Oakland's offensive unit returned four Pro Bowlers from last season in **QB Derek Carr**, **C Rodney Hudson**, **G/T Kelechi Osemele** and **T Donald Penn**. Additionally, the club added former All-Pro and 2014 Pro Bowler **WR Jordy Nelson** to the arsenal. A look below shows where the offense ranks through Week 13.

----- PASSING YARDS/GAME (Net Avg.) -----

RK.	TEAM	AVG./GM
6.	Green Bay	274.9
7.	Minnesota	274.8
8.	L.A. Chargers	274.3
9.	New England	273.4
10.	Indianapolis	271.0
11.	New Orleans	269.2
12.	N.Y. Giants	254.3
13.	Philadelphia	253.1
14.	Baltimore	244.5
15.	Oakland	241.6

----- RUSHING YARDS/CARRY -----

RK.	TEAM	YARDS/CARRY
5.	Kansas City	4.88
6.	L.A. Rams	4.85
7.	Dallas	4.71
8.	Seattle	4.70
9.	San Francisco	4.70
10.	Cincinnati	4.67
11.	N.Y. Giants	4.60
12.	Cleveland	4.52
13.	Houston	4.47
14.	Oakland	4.40

----- TOTAL YARDS/PLAY -----

RK.	TEAM	YARDS/PLAY
10.	Denver	5.95
11.	New England	5.89
12.	N.Y. Giants	5.76
13.	Houston	5.72
14.	Seattle	5.71
15.	San Francisco	5.68
16.	Indianapolis	5.65
17.	Cincinnati	5.60
18.	Minnesota	5.60
19.	Oakland	5.54

RAIDERS

100-YARD RECEIVERS

In the first quarter of the season, the Raiders offense featured at least one 100-yard receiver in all four contests.

----- 100-YARD RECEIVING GAMES -----				
Rank	Player	Week	Yards	Receptions
1.	Jared Cook	1	180	9
2.	Jordy Nelson	3	173	6
3.	Amari Cooper	4	128	8
4.	Amari Cooper	2	116	10
5.	Jared Cook	4	110	8

The Raiders were one of just two teams (Kansas City) in the NFL this year to have a different player record 100 yards receiving in each of the first three weeks of the season. Additionally, the Raiders are the only team in the league to have multiple players record at least 170 receiving yards in a contest.

The three 100-yard performances from Cook, Cooper and Nelson - each in a different week - marked the first time the feat has been accomplished by the Silver and Black through the first three weeks of any campaign in team history. In Week 4, the team tallied two 100-yard receivers, marking the first time since 2005 the club has had a 100-yard performer in each of the first four weeks. The last time the team began the season with four straight 100-yard receiving performances - no matter the player - was in 2005, when Randy Moss notched one in Weeks 1, 2 and 4 and Courtney Anderson added one in Week 3.

COMPLETION %

Through Week 13 of the regular season, the Raiders have been extremely efficient in the passing game, connecting on 293-of-425 pass attempts. The chart below highlights NFL completion percentage.

----- 2018 NFL COMPLETION PERCENTAGE (BY TEAM) -----

Rank	Team	Comp. %
1.	New Orleans	74.9%
2.	Minnesota	71.3%
3.	Atlanta	70.7%
4.	L.A. Chargers	69.3%
5.	Carolina	69.2%
6.	Philadelphia	69.0%
7.	Oakland	68.9%
7.	N.Y. Giants	68.0%

In Week 2 against the Broncos, **QB Derek Carr** completed 29-of-32 pass attempts for a franchise record 90.6 completion %.

EVERYBODY EATS

In 2017, 12 different Raiders on the roster hauled in a pass from **QB Derek Carr**. Thus far in 2018, Carr has already connected on passes with 14 different receivers on the roster. Below shows the number of receivers to haul in a pass each week.

Date	Opp.	Number of Receivers
9/10	vs. LAR	8
9/16	at Den.	7
9/23	at Mia.	8
9/30	vs. Cle	8
10/7	at LAC	7
10/14	vs. Sea.	8
10/28	vs. Ind.	7
11/1	at SF	9
11/11	vs. LAC	8
11/18	at Ari.	7
11/25	at Bal.	8
12/2	vs. Pit.	8



TEAM NOTES

JARED COOK



Last season, **TE Jared Cook** became the first tight end in NFL history to record at least one 100-yard receiving game with four different teams. Cook surpassed 30 receptions for the eighth consecutive season after setting career high in 2017 with 54, 11th-most among all tight ends. To no surprise, Cook has built upon his strong 2017 campaign and his inaugural year with the Raiders, recording three 100-yard efforts, including a franchise record 180 yards in Week 1, a team-leading six touchdowns and 709 yards receiving on 54 receptions in 2018. Cook is on pace to set career highs in every major statistical category this season and has consistently proven to be the offense's top weapon.

----- COOK 2018 STATS -----

Year	Team	GP	GS	Rec.	Yds.	Avg.	Lg.	TD
2018	Oak	12	12	54	709	13.1	45	6

JUST COOK'N

----- COOK'S CAREER 100-YARD GAMES -----

Rank	Team	Opponent	Yards	Receptions
1.	Oakland	L.A. Rams	180	9
2.	Tennessee	Jacksonville	169	8
3.	St. Louis	Arizona	141	7
4.	Oakland	Miami	126	8
5.	Oakland	Cleveland	110	8
6.	Oakland	Kansas City	107	6
7.	Green Bay	Washington	105	6
8.	Tennessee	Indianapolis	103	9
9.	Oakland	Kansas City	100	7

Cook's 370 yards receiving were the most by a Raiders tight end through the first four weeks of a season in franchise history, and were the most by a Raider since Randy Moss' 466 in 2005.

----- 2018 RECEIVING YARDS (TIGHT ENDS) -----

Rank	Player	Receptions	Receiving Yards
1.	Travis Kelce	79	1,082
2.	Zach Ertz	84	895
3.	George Kittle	62	893
4.	Jared Cook	54	709
5.	O.J. Howard	54	589

----- 2018 RECEIVING TDs (TIGHT ENDS) -----

Rank	Player	Touchdowns
1.	Eric Ebron	11
2.	Travis Kelce	9
3t.	Zach Ertz	6
3t.	Jared Cook	6
5t.	O.J. Howard	5
5t.	Trey Burton	5

Cook hauled in a touchdown in Week 13 for the third consecutive week, totaling six on the year and a new career high. No Raiders tight end since 2000 has hauled in more scores. Additionally, Cook's 609 yards receiving this season rank 19th on the club's all-time list among tight ends with five games yet to play. The last and only Raiders tight end to surpass 1,000 yards receiving in a single season was Todd Christensen, who accrued three such seasons in 1983 (1,283), 1984 (1,007) and 1986 (1,153).



ROCKET RICHARD

As an as an undrafted free agent in 2016, **RB Jalen Richard** made the squad and made the most of his opportunity the second he took the field. In Week 1 of 2016 against the New Orleans Saints, 'Spooq' took his first career carry as a rookie 75 yards for a touchdown, becoming one of just four players in NFL history with a 75-yard rushing TD in their NFL debut. Of running backs with at least 80 carries in 2016, Richard paced the NFL with an average carry of 5.92 yards. While talented in the running game, Richard also thrives as an option out of the backfield. In 2018, Richard has hauled in a team-leading 53 passes, the second-most receptions by a Raiders running back since LaMont Jordan's 70 in 2005.

----- MOST RECEPTIONS BY RBs IN 2018 -----

Rank	Player	Receptions
1.	Christian McCaffrey	80
2t.	Saquon Barkley	74
2t.	James White	74
4.	Alvin Kamara	65
5.	Tarik Cohen	59
6.	Jalen Richard	56

Richard's 112 receptions since entering the league rank seventh-most in franchise history through a player's first three seasons. The only running back to catch more passes during his first three seasons with the club is Marcus Allen (205).

----- 2018 YARDS AFTER CATCH -----

Rank	Player	Yards
12.	Ezekiel Elliott	442
13.	T.J. Yeldon	441
14.	Michael Thomas	435
15.	Stefon Diggs	417
16.	Jalen Richard	414

Additionally, Richard's 2.47 yards per route run ranks second among all qualifying running backs in 2018, per Pro Football Focus. In 200 snaps, he has compiled 478 receiving yards.

----- YARDS PER ROUTE RUN -----

Rank	Player	Yards Per Route Run
1.	Tarik Cohen	2.78
2.	Jalen Richard	2.39
3.	Melvin Gordon III	2.18
4.	Alvin Kamara	2.13
5.	James White	1.98

OFFENSIVE MILESTONE

In Week 4, the Raiders compiled 565 yards of total offense, the second-most in the NFL this season and second-most by a team since Week 16 of the 2016 campaign. Dating back to the 1970 AFL-NFL Merger, only Week 8 of the 2016 season did the Silver and Black register more offensive yards (626 against Tampa Bay).

Additionally, the Raiders notched a 400-yard passer, two 100-yard receivers and one 100-yard rusher. It marked the first time since 1964 in which the club has achieved the milestone and the first time since the merger. Shown below are the player's final statistics from their memorable day.

----- QB Derek Carr -----

35-of-58 for 437 yards and four TD passes

----- TE Jared Cook -----

Eight receptions for 110 yards (13.8 avg.) and two TDs

----- WR Amari Cooper -----

Eight receptions for 128 yards (16.0 avg.) and one TD

----- RB Marshawn Lynch -----

20 rush attempts for 130 yards (6.5 avg.)



TEAM NOTES

KEEP YOUR CARR CLEAN

The offensive line performed at an elite level in 2017 for the second season in a row, after posting a league-best and the fewest by the club since the 1970 AFL-NFL Merger, 18 sacks in the 2016 campaign. With 24 sacks surrendered in 2017, the unit tied for the third-fewest sacks given up league wide.

Since **QB Derek Carr** entered the league in 2014, the team's 142 sacks allowed are the fifth-fewest in the NFL. Their 78 sacks surrendered since 2016 also rank fifth.

----- 2017 NFL SACKS ALLOWED -----

Rank	Team	Sacks
1.	L.A. Chargers	18
2.	New Orleans	20
3t.	Oakland	24
3t.	Atlanta	24
3t.	Jacksonville	24
3t.	Pittsburgh	24
7t.	Baltimore	27
7t.	Minnesota	27

ONE OR NONE

With four clean sheets in 2017, the Raiders' offensive line ranked near the top. The Silver and Black posted nine games with one or zero sacks allowed, tying for the third-most games in the NFL. In Week 8, the Raiders posted their first clean sheet of the season, holding the Colts' defense to zero sacks for just the second time in 2018.

----- 2017 LEADERS IN GAMES WITH ZERO SACKS -----

Rank	Team	Games
1.	Minnesota Vikings	5
2t.	Oakland Raiders	4
2t.	Los Angeles Chargers	4
2t.	Jacksonville Jaguars	4
2t.	New York Giants	4

2017 Weeks With Zero Sacks: Week 2 (New York Jets), Week 7 (Kansas City Chiefs), Week 8 (Buffalo Bills) and again in Week 15 (Dallas Cowboys).

The Raiders' 39 sacks given up through Week 13 of 2018 rank for 28th in the NFL.



PAVING THE WAY

In Week 13, the men up front tallied their most efficient game of the year on the ground, rushing for 171 yards on 28 attempts for a season-best 6.11-yard team average and one score. In four of the last six contests, the club has averaged over five yards per carry.

----- RUSHING AVERAGE BY WEEK (Since Week 6) -----

Week	Opponent	Rush Average
6	Seattle Seahawks	4.16
8	Indianapolis Colts	5.42
9	San Francisco 49ers	4.43
10	Los Angeles Chargers	5.18
11	Arizona Cardinals	5.00
12	Baltimore Ravens	3.53
13	Kansas City Chiefs	6.11

RB Marshawn Lynch ranked tied for fifth in the AFC with 331 yards on the ground before being placed on the Reserve/Injured List with an injury, 137 more than he had at this point of 2017. According to Pro Football Focus, Lynch forced 23 missed tackles on the ground, tied for second-most in the NFL through Week 7. He ranked fourth in the league with a 82.3 elusive rating. Of Lynch's 376 yards on the ground, an incredible 311 of them came after contact. His 311 yards after contact ranked fourth in the NFL. In Week 4, Lynch tallied 130 yards on the ground, his largest output since Nov. 9, 2014. It also marked his 34th career 100-yard rushing game.

CARR'S SHIELD

Since arriving to the club in 2015, **C Rodney Hudson** has been an integral part of the Raiders success upfront. Dating back to his arrival, the offensive line has surrendered just 111 total sacks, the fifth-fewest allowed in the NFL during that span.

----- NFL SACKS SURRENDERED SINCE 2015 -----

Rk.	Team	Sacks
1.	New Orleans	92
2.	Pittsburgh	95
3.	Baltimore	107
4.	New England	113
5.	Oakland	114

Anchoring the line once again in 2018, Hudson is currently ranked by Pro Football Focus as the NFL's No. 1 center. Hudson has tallied 712 snaps and has yet to surrender a sack, while allowing just one hit and two quarterback hurries. To put it in perspective, no other center with at least 700 snaps this season has allowed fewer than five hurries, making Hudson the only center in the league this season with an overall grade of at least 90.0.

----- PFF'S TOP GRADED CENTERS IN 2018 -----

Rank	Player	Team	Grade
1.	Rodney Hudson	Oakland Raiders	90.7
2.	Corey Linsley	Green Bay Packers	87.9
3.	Jon Halapio	N.Y. Giants	87.5
4.	Jason Kelce	Philadelphia Eagles	87.0
5.	Brian Allen	L.A. Rams	85.6

While Hudson has dominated in the run game, ranking third in the NFL among all centers, he has been that much more impressive in the passing game. Since his arrival, Hudson has surrendered just one sack since Week 1 of 2015 (2,424 pass snaps), per PFF.



TEAM NOTES

Mo HURST



DT Maurice Hurst was drafted in the fifth round (140th overall) of the 2018 NFL Draft. Hurst, a four-year letterman at the University of Michigan, was a 2017 consensus All-American and the school's Bo Schembechler Award winner as Most Valuable Player, while also garnering Walter Camp Football Foundation Second Team and Football Writers Association All-Big Ten First Team honors. As a senior for the Wolverines, he was also a semifinalist for the Chuck Bednarik Award. An immediate impact on the field at the pro level, Hurst leads the team with four sacks on the year, starting in 10-of-11 games this season and has been a disruptive force in the middle for the Raiders defensive line.

----- MAURICE HURST ROOKIE STATS -----

Year	GP	GS	Total	Solo	Asst.	Sacks	Yds.	INTs	PD	FF
2018	12	10	28	25	3	4.0	18.0	0	3	1
Totals	12	10	28	25	3	4.0	18.0	0	3	1

Mo SACKS, Mo PROBLEMS

A presence in just his rookie season, Hurst's four sacks on the year rank tied third among all rookie defenders through Week 13. Dating back to 1993, Hurst's three sacks through Week 10 were tied for fifth-most among defenders drafted in the fifth round or later. Since 2013, no rookie defender drafted in the fifth round or later has compiled more sacks through their first 10 games.

----- 2018 ROOKIE SACK LEADERS -----

Rank	Player	Team	SACKS
1.	Bradley Chubb	Broncos	10.0
2.	Darius Leonard	Colts	6.0
3.	B.J. Hill	Giants	5.0
4t.	Marcus Davenport	Saints	4.0
4t.	Sam Hubbard	Bengals	4.0
4t.	Maurice Hurst	Raiders	4.0
4t.	Da'Ron Payne	Redskins	4.0
4t.	Roquan Smith	Bears	4.0
4t.	Kemoko Turay	Colts	4.0

Additionally, Hurst's four sacks on the season are tied for 10th-most by a rookie in club history and tied for the most by a Raider rookie since Khalil Mack's four in 2014. On top of that, only one true defensive tackle in club history has recorded more sacks in his rookie campaign than Hurst (Scott Davis, 5.5, 1988), as his four sacks are the most by a rookie defensive tackle since Tommy Kelly's four in 2004.

----- RAIDERS ROOKIE SACK LEADERS -----

Rank	Player	Year	SACKS
1t.	Anthony Smith	1991	10.5
1t.	Greg Townsend	1983	10.5
3.	Aaron Wallace	1990	9.0
4.	Bill Pickel	1983	6.0
5.	Scott Davis	1988	5.5
6t.	Lamaar Houston	2010	5.0
6t.	Trevor Scott	2008	5.0
8t.	Tony Bryant	1999	4.5
8t.	Sio Moore	2013	4.5
*10t.	Maurice Hurst	2018	4.0
10t.	Tommy Kelly	2004	4.0
10t.	Khalil Mack	2014	4.0
10t.	Matt Shaughnessy	2009	4.0

*Through Week 13

RED ZONE D

The Raiders have limited their opponents when inside the 20-yard line this season, earning a red zone touchdown efficiency of 57.4%, a mark that ranks 14th-best in the NFL through Week 13.

----- 2018 NFL RED ZONE EFFICIENCY -----

Rank	Team	RZ Eff.
5t.	Indianapolis	50.0%
5t.	L.A. Chargers	50.0%
5t.	N.Y. Jets	50.0%
5t.	Washington	50.0%
9.	N.Y. Giants	51.1%
10.	Seattle	52.5%
11.	Jacksonville	54.5%
12.	Green Bay	56.4%
13.	Denver	57.1%
14.	Oakland	57.4%

3-AND-OUT

Though 13 weeks of action in 2018, the Raiders defense has shown improvement on many fronts. In one particular area - opponent 3-and-out drives - the Raiders have drastically improved from their final ranking in 2017 of 25th in the NFL. Currently, the Silver and Black have forced their opponents to 3-and-outs on 20.6 percent of their drives, a mark that ranks 13th in the NFL through Week 13. Shown below is a chart highlighting the aforementioned category.

----- 2018 OPPONENT 3 & OUT DRIVES -----

Rank	Team	Defensive Series	3 & Out Drives	3 & Out %
3.	L.A. Chargers	140	31	24.8
4.	Tampa Bay	139	34	24.5
5.	Minnesota	137	33	24.1
6.	Buffalo	142	33	23.2
7.	N.Y. Jets	155	36	23.2
8.	Green Bay	139	32	23.0
9.	Pittsburgh	144	33	22.9
10.	Jacksonville	140	32	22.7
11t.	Arizona	141	30	21.3
11t.	Denver	141	30	21.3
13.	Oakland	131	27	20.6

T-DUB

The Raiders welcomed another new face to the defense in 2018 with the signing of **LB Tahir Whitehead**. Since 2016, Whitehead has recorded two 100-plus tackle seasons, while he also became just the 11th Detroit Lion all-time to notch 130-plus tackles in a single season in 2015.

----- MOST TACKLES SINCE 2016 -----


Rank	Player	Total Tackles
1.	Bobby Wagner	397
2.	Zach Brown	345
3t.	Tahir Whitehead	336
3t.	Kiko Alonso	336
5.	Luke Kuechly	327
6.	Chirstian Kirksey	324
7t.	Preston Brown	321
7t.	Demario Davis	321
7t.	Telvin Smith	321
10.	Landon Collins	320

Since his arrival, Whitehead has led the team in tackles this season nine different times. He leads the team with 93 this season.



DEREK CARR

CARR AT THE HELM



QB Derek Carr was named the Raiders' starting QB heading into the 2014 season, becoming the first rookie QB in team history to start in Week 1. Carr has grown into one of the league's elite QBs, as he became the third QB in NFL history to complete at least 300 passes in each of his first four seasons while also reaching 15,000 passing yards in the fewest games (64) in club history. In 2016, he became the first QB in franchise history to throw for 3,000 yards in each of his first three seasons and led seven fourth-quarter comebacks en route to winning the NFL's Castrol Edge Clutch Performer of the Year award.

----- DEREK CARR CAREER STATISTICS -----

Year	GP/GS.	W-L	Cmp.	Att.	%	Yards	TDs	INTs	Rtg.
2014	16/16	3-13	348	599	58.1	3,270	21	12	76.6
2015	16/16	7-9	350	573	61.1	3,987	32	13	91.1
2016	15/15	12-3	357	560	63.8	3,937	28	6	96.7
2017	15/15	6-9	323	515	62.7	3,496	22	13	86.4
2018	12/12	2-10	292	422	69.2	2,827	16	8	95.2
Career	74/74	30-44	1,670	2,669	62.6	17,631	119	52	88.8

Carr has orchestrated 15 fourth-quarter/overtime comebacks and game-winning drives in his career, second-most in the NFL since 2014:

- 17-play, 80-yard TD drive (7:21) vs. Kansas City on Nov. 20, 2014 (9-yard TD to James Jones)
- 9-play, 80-yard TD drive (1:44) vs. Baltimore on Sept. 20, 2015 (12-yard TD to Seth Roberts)
- 9-play, 90-yard TD drive (3:20) at Tennessee on Nov. 29, 2015 (12-yard TD to Seth Roberts)
- 3-play, 11-yard drive (0:16) at Denver on Dec. 13, 2015 (16-yard TD to Mychal Rivera)
- 15-play, 67-yard drive (6:55) in overtime vs. San Diego on Dec. 24, 2015 (31-yard Sebastian Janikowski FG)
- 11-play, 75-yard drive (5:16) at New Orleans on Sept. 11, 2016 (10-yard TD to Seth Roberts and two-point conversion to WR Michael Crabtree)
- 6-play, 66-yard drive (1:24) at Baltimore on Oct. 2, 2016 (23-yard TD to WR Michael Crabtree)
- 5-play, 60-yard drive (1:36) in overtime at Tampa Bay on Oct. 30, 2016 (41-yard TD to Seth Roberts)
- 5-play, 85-yard drive (1:32) vs. Houston on Nov. 21, 2016 (35-yard TD to WR Amari Cooper)
- 12-play, 82-yard drive (3:20) vs. Carolina on Nov. 27, 2016 (23-yard Sebastian Janikowski FG)
- 5-play, 59-yard drive (0:40) vs. Buffalo on Dec. 4, 2016 (37-yard TD to WR Amari Cooper)
- 9-play, 54-yard drive (3:47) at San Diego on Dec. 18, 2016 (44-yard Sebastian Janikowski FG)
- 11-play, 85-yard drive (2:25) vs. KC on Oct. 19, 2017 (2-yard TD to Michael Crabtree)
- 11-play, 70-yard drive (3:41) vs. Cle on Sept. 30, 2018 (29-yard Matt McCrane FG)
- 9-play, 63-yard drive (1:53) at Ari. on Nov. 18, 2018 (35-yard Daniel Carlson FG)

KEEPING IT 100

Carr has posted passer ratings of at least 100 points in 21 career games (16-5 record). He has posted ratings of at least 130 in five games, the second-most of any Raider through his first five seasons.

----- CARR'S 100-PLUS PASSER RATING GAMES -----

Date	Opp.	Passer Rtg.	Yards	TDs	INTs	Result
12/07/14*	SF	140.2	254	3	0	W, 24-13
10/25/15^	at SD	137.7	289	3	0	W, 37-29
10/28/14	Ind.	136.6	244	3	0	L, 28-42
09/17/17	NYJ	136.6	230	3	0	W, 45-20
11/26/17	Den.	136.3	253	2	0	W, 21-14
11/01/15	NYJ	130.9	333	4	0	W, 34-20
10/02/16	at Bal.	123.4	199	4	0	W, 28-27
12/02/18	KC	123.2	285	3	0	L, 33-40
12/24/16	vs. Ind.	122.6	228	3	0	W, 33-25
11/29/15	at Ten.	120.3	330	3	0	W, 24-21
10/30/16	at TB	117.4	513	4	0	W, 30-24 (OT)
11/21/16	vs. Hou.	117.0	295	3	1	W, 27-20
09/27/15	at Cle.	115.9	314	2	0	W, 27-20
09/18/16	Atl.	115.0	299	3	0	L, 28-35
09/16/18	at Den.	114.6	288	1	0	L, 19-20
09/10/17	at Ten.	114.3	262	2	0	W, 26-16
10/12/14	SD	107.7	282	4	1	L, 28-31
10/19/17	KC	101.7	417	3	0	W, 31-30
09/20/15	Bal.	100.9	351	3	1	W, 37-33
11/18/18	Ari.	100.5	192	2	0	W, 23-21
11/27/16	Car.	100.2	315	2	1	W, 35-32
10/01/17	at Den.	100.0	143	1	0	L, 10-16

* 4th highest by first-year player since 1970 AFL-NFL merger
^ 7th highest road rating in franchise history

THROWING FOR SIX

Carr has enjoyed one of the most prolific starts to a career in NFL history, especially when it comes to finding the end zone. His 53 TDs rank second most by any NFL player through his first two seasons, trailing only Dan Marino (68). And although his 2016 season was cut short due to injury, he continued his stellar start to his career by throwing 28 more TDs in his third season. His 119 TDs are also tied for 10th-most in the NFL since 2014.

TOUCHDOWN PASSES THROUGH FIRST TWO NFL SEASONS

Rank	Player	Years	TDs
1.	Dan Marino (Mia.)	1983-84	68
2.	Derek Carr (Oak.)	2014-15	53
T-3.	Peyton Manning (Ind.)	1998-99	52
T-3.	Russell Wilson (Sea.)	2012-13	52

TOUCHDOWN PASSES THROUGH FIRST THREE NFL SEASONS

Rank	Player	Years	TDs
1.	Dan Marino (Mia.)	1983-85	98
2.	Andrew Luck (Ind.)	2012-14	86
3.	Peyton Manning (Ind.)	1998-2000	85
4.	Derek Carr (Oak.)	2014-16	81

TOUCHDOWN PASSES THROUGH FIRST FOUR NFL SEASONS

Rank	Player	Years	TDs
1.	Dan Marino (Mia.)	1983-86	142
2.	Peyton Manning (Ind.)	1998-2001	111
3.	Russell Wilson (Sea.)	2012-15	106
4.	Derek Carr (Oak.)	2014-16	103
5.	Andrew Luck (Ind.)	2012-15	101

Carr crossed the 100-touchdown barrier just 60 games into his NFL career, the quickest to reach 100 passing scores in Raiders history. By doing so in his first four seasons, Carr joined Dan Marino, Peyton Manning, Andrew Luck and Russell Wilson as the only quarterbacks in NFL history to toss 100 touchdowns through their first four seasons in the league.



DEREK CARR

2015 TDs

Carr threw a career-high 32 TD passes in 2015, averaging two TDs per start. Carr finished the year just two TDs shy of the Raiders franchise record, currently held by Daryle Lamonica (34 in 1969). Here is where Carr ranked in TD passes in 2015:

----- 2015 TOUCHDOWN PASSES -----

Rank	Player	Team	TDs
1.	Tom Brady	New England	36
T-2.	Blake Bortles	Jacksonville	35
T-2.	Eli Manning	N.Y. Giants	35
T-2.	Cam Newton	Carolina	35
T-2.	Carson Palmer	Arizona	35
6.	Russell Wilson	Seattle	34
T-7.	Derek Carr	Oakland	32
T-7.	Drew Brees	New Orleans	32
T-7.	Matthew Stafford	Detroit	32

HIGHLY RATED

Over the last three seasons, Carr has emerged as one of the league's leading passers. His passer rating improved by 14.5 points from his rookie season in 2015 and by 5.6 more in 2016, helping him post the eighth- and third-best ratings in franchise history. Here is how Carr's 2015 and 2016 season rank among the best passing campaigns in Raiders team history:

----- RAIDERS SINGLE-SEASON PASSER RATING -----

Rank	Player	Year	TD/INT	Rating
1.	Ken Stabler	1976	27/17	103.4
2.	Rich Gannon	2002	26/10	97.3
3.	Derek Carr	2016	28/6	96.7
4.	Rich Gannon	2001	27/9	95.5
5.	Ken Stabler	1974	26/12	94.9
6.	Rich Gannon	2000	28/11	92.4
7.	Jeff George	1997	29/9	91.2
8.	Derek Carr	2015	32/13	91.1

*Note: Min. 14 attempts/team game.

RAIDERS ELITE

Carr threw 32 TD passes in 2015, giving him the second most TD passes in a season in franchise history behind Daryle Lamonica's 34 TDs in 1969. Lamonica also threw 30 TDs in 1967, making he and Carr the only Raiders to throw 30-plus TD passes in a season.

----- RAIDERS 30+ TD PASSING SEASONS -----

Rank	Player	Year	TDs
1.	Daryle Lamonica	1969	34
2.	Derek Carr	2015	32
3.	Daryle Lamonica	1967	30

A CARR IN ITS OWN CLASS

In his 53rd career game in Week 7 against the Kansas City Chiefs, a three-touchdown, 417-yard performance pushed Carr passed 90 career touchdowns (92). He became the first quarterback in NFL history to cross 90 touchdown passes while throwing less than 40 interceptions. Listed below are other players who have also reached the aforementioned milestone at the time of Carr's feat.

Player	Pass TDs	INTs	Rating
Dan Marino (Mia.)	121	60	94.0
Kurt Warner (Stl.)	102	65	97.2
Andrew Luck (Ind.)	97	52	85.5
Matthew Stafford (Det.)	96	60	84.6
Peyton Manning (Ind.)	95	67	85.8
Carson Palmer (Cin.)	94	53	91.4
Derek Carr (Oak.)	92	35	88.7

15K

QB Derek Carr surpassed 15,000 passing yards, becoming just the 17th quarterback in NFL history to surpass the mark in 64 games or less. Carr reached the mark in the fewest games among Raider greats, joining just three other quarterbacks with over 15,000 passing yards in club annals.

----- QBs W/ AT LEAST 15,000 YARDS AS A RAIDER -----

Rank	Player	Passing Yards	Career Games
1.	Ken Stabler	19,078	130
3.	Derek Carr	17,802	74
2.	Rich Gannon	17,585	74
4.	Daryle Lamonica	16,655	95

TD-INT RATIO

Among Carr's great talents as a quarterback is his ability to protect the ball and minimize turnovers. Through the first five years of his career, there have been few to ever do it better than Carr when it comes to touchdown-to-interception ratio.

Carr's 2.29 TD-INT ratio (119/52) is fourth-best in NFL history among QBs with 2,000-or-more attempts. Shown below is the elite company Carr has joined with those numbers:

Rank	Player	Team	Ratio
1.	Aaron Rodgers	Green Bay	4.23
2.	Russell Wilson	Seattle	3.11
3.	Tom Brady	New England	3.02
4.	Derek Carr	Oakland	2.29
5.	Drew Brees	New Orleans	2.24
6.	Steve Young	San Francisco	2.17
7.	Peyton Manning	Den./Ind.	2.15

CARR IN CRUISE CONTROL

In Week 2 against the Denver Broncos, **QB Derek Carr** put together one of the greatest single-game performances in NFL history when he completed 29 of his 32 pass attempts for a 90.6 completion percentage. Among quarterbacks with at least 20 pass attempts in a contest, Carr's mark against the Broncos ranks fourth all-time, while standing as the best single-game percentage in club history. Only eight quarterbacks in NFL history have crossed the 90 completion percentage barrier among the same criteria. On the season Carr ranks seventh in the NFL with a 69.5 completion percentage.

----- TOP SINGLE-GAME COMPLETION % (NFL HISTORY) -----

Rank	Player	DATE	CMP/ATT	CMP %
1.	Philip Rivers	11/25/18	28/29	96.55
2.	Kurt Warner	9/20/09	24/26	92.31
3.	Vinny Testaverde	12/26/93	21/23	91.30
4.	Ken Anderson	11/10/74	20/22	90.91
5.	Derek Carr	9/16/18	29/32	90.63
6.	Lynn Dickey	12/13/81	19/21	90.48
7t.	Philip Rivers	11/1/12	18/20	90.00
7t.	Tony Romo	12/21/14	18/20	90.00
7t.	Steve Young	10/20/91	18/20	90.00

*As shown above, Carr became the first quarterback in NFL history to complete at least 90 percent of his passes while recording at least 30 pass attempts in the contest.



DEREK CARR

17 300-YARD GAMES

Carr has eclipsed the 300-yard mark 17 times so far in his career. The Raiders are 11-6 when Carr reaches the 300-yard milestone, and 3-0 when Carr surpasses the 400-yard barrier.

----- CARR'S 300-YARD PASSING GAMES -----

Date	Opp.	Yards	Att./Cmp.	TDs	Passer Rtg.	Result
10/30/16	at TB	513	40/59	4	117.4	W, 30-24 (OT)
9/30/18	Cle	437	35/58	4	92.4	W, 45-42 (OT)
10/19/17	KC	417	29/52	3	101.2	W, 31-30
9/20/15	Bal.	351	30/46	3	100.9	W, 37-33
9/23/18	at Mia.	345	27/39	1	83.8	L, 20-27
11/1/15	NYJ	333	23/36	4	130.9	W, 34-20
11/29/15	at Ten.	330	24/37	3	120.3	W, 24-21
10/26/14	at Cle.	328	34/54	1	86.0	L, 13-23
9/11/16	at NO	319	24/38	1	98.5	W, 35-34
10/9/16	SD	317	25/40	2	93.4	W, 34-31
11/27/16	Car.	315	26/38	2	100.2	W, 35-32
9/27/15	at Cle.	314	20/32	2	115.9	W, 27-20
10/29/17	at Buf.	313	31/49	1	71.2	L, 14-34
9/10/18	LAR	303	29/40	0	62.8	L, 13-33
11/15/15	Min.	302	29/43	2	83.7	L, 14-30
11/8/15	at Pit.	301	24/44	4	96.9	L, 35-38
11/5/17	at Mia.	300	21/30	1	99.3	W, 27-24

***On Oct. 30, 2016, Carr set a franchise record with his 513 yards passing en route to a 30-24 victory over the Tampa Bay Buccaneers.

LEADING THE CLASS

As a rookie in 2014, Carr led his draft class in completions (348), passing yards (3,270) and touchdowns (21). His prolific rookie campaign ranks among the best in NFL annals. He has continued to excel compared to both the 2014 draft class and the NFL in general.

Category	Carr	2014 Class Rank	Carr (2014)	All-time Rookie Rank
Completions	1,670	1st	348	2nd
Passing Yards	17,802	1st	3,270	11th
Passing TDs	119	1st	21	T-6th
QB Rating	88.8	1st	76.6	9th^

*Minimum five QB starts

^Minimum 400 attempts

RECORD START

With 1,373 passing yards after Week 4, Carr tallied the most yards in club history through the first quarter of a season. Currently on pace for 4,147 yards, Carr is averaging 259.2 yards per game while completing a career-high 69.2 percent of his passes. In Week 4, Carr tallied the second-most yards in franchise history, behind only his record-setting 513-yard performance in 2016. The chart below shows where Carr's 437 yards passing in Week 4 rank among 2018 performances.

----- 2018 PASSING LEADERS (SINGLE GAME) -----

Rank	Player	Yards	TDs	Week	Opponent
1.	Patrick Mahomes	478	6	3	L.A. Rams
2.	Jared Goff	465	5	4	Minnesota
3.	Andrew Luck	464	4	4	Houston
4.	Ben Roethlisberger	462	1	2	Denver
5.	Ben Roethlisberger	452	3	2	Kansas City
6.	Aaron Rodgers	442	3	5	Detroit
7.	Drew Brees	439	3	1	Tampa Bay
8.	Derek Carr	437	4	4	Cleveland

THREE-TD GAMES

Through his first 53 games, Carr put up some of the most prolific numbers in NFL history, as he ranks tied for third with the most three-touchdown performances to start his career. See Below:

Rank	Player	Team	3-TD Games
1.	Dan Marino	Dolphins	22
2.	Kurt Warner	St. Louis	21
3t.	Derek Carr	Oakland	14
3t.	Peyton Manning	Indianapolis	14
3t.	Aaron Rodgers	Green Bay	14
3t.	Matthew Stafford	Detroit	14

Now in Year 5, Carr has totaled 16 career games with at least three touchdown passes. The Raiders are 12-5 when Carr tosses three touchdowns or more. The chart below shows where Carr ranks in club history.

---- RAIDERS QBs WITH 3-TD PASSES IN A CONTEST ----

Rank	Player	Games
1.	Ken Stabler	20
2.	Daryle Lamonica	19
3.	Derek Carr	17
4.	Rich Gannon	16
5.	Tom Flores	11

***Carr's 17 such games through his first five seasons rank first in club history, with Tom Flores' six such games ranking second. Among all quarterbacks in NFL history under the same criteria, Carr's 17 games with at least three touchdown passes are currently tied for sixth-most with Matthew Stafford and Johnny Unitas.

ALL-TIME TOUCHDOWN LIST

Now in Year 5, Carr ranks among the Raider greats in many statistical categories. With two touchdowns in Week 11, Carr climbed the list in another one of those categories, as he passed Rich Gannon for the third on the club's list for most passing touchdowns.

----- TOUCHDOWN PASSES AS A RAIDER -----

Rk.	Team	Pass TDs
1.	Ken Stabler	150
2.	Daryle Lamonica	148
3.	Derek Carr	119
4.	Rich Gannon	114
5.	Tom Flores	92
6.	Jim Plunkett	80

WHEN TRAILING...

Since Carr's second year in the league in 2015, his maturity and poise under pressure has been increasingly better and played a huge role in his NFL-best 12 fourth-quarter comebacks during that same time span. Here are Carr's numbers since 2015 when playing from behind:

----- CARR FROM BEHIND -----

Pass Yds/Att.	Cmp.%	Yards	TDs	INTs	Passer Rtg.
6.8	61.8	7,559	57	21	91.1



JORDY NELSON

NELSON JOINS OAKLAND



After 10 seasons with the Green Bay Packers, Pro Bowl **WR Jordy Nelson** joins the Raiders in 2018 after signing with the team in March. Nelson's resume details one of the NFL's most accomplished active wide receivers, as he currently ranks 13th in receptions, ninth in receiving yards and fifth in touchdowns among

active players.

Career Highlights

- In Week 3 of this season, became the 10th active receiver to surpass 8,000 career receiving yards.
- Is one of only two players in Packers history to register three straight seasons with 85-plus receptions.
- Is the only active player to record three seasons with 13-plus TD receptions.
- Has posted 1,250-plus receiving yards and 13-plus TD catches in the same season three times in his career, the fourth most in NFL history behind only Jerry Rice (six), Randy Moss (five) and Terrell Owens (four).
- Set a single-season Packers record with 1,519 receiving yards in 2014, as he was selected to his first career Pro Bowl and earned second-team All-Pro honors from the Associated Press.
- Also led the team with a career-high 98 receptions and 13 receiving TDs in 2014, becoming just the eighth player in NFL history to record 95-plus receptions, 1,500-plus receiving yards and 13-plus receiving TDs in the same season.
- Ranks first in Packers postseason history with 54 career receptions.
- Became just the fourth receiver in Super Bowl history to register nine-plus receptions for at least 140 yards and a TD when he hauled in nine passes for 140 yards and a score vs. Pittsburgh in Super Bowl XLV.

Awards and Honors

- 2014 Pro Bowl
- 2014 Associated Press All-Pro Second Team
- 2015 Associated Press Comeback Player of the Year

All-Time Packers Franchise Rankings

Nelson leaves the Packers as one of the franchise's all-time receiving leaders. Here is a look at where he ranks in...

- Receptions - 550 (Third)
- Receiving Yards - 7,848 (Fifth)
- Receiving Touchdowns - 69 (Second)

Career Statistics

Year	Team	GP	GS	Rec.	Yds.	Avg.	Lg.	TD
2008	GB	16	2	33	366	11.1	29t	2
2009	GB	13	0	22	320	14.5	51	2
2010	GB	16	4	45	582	12.9	80t	2
2011	GB	16	9	68	1,263	18.6	93t	15
2012	GB	12	10	49	745	15.2	73	7
2013	GB	16	16	85	1,314	15.5	76t	8
2014	GB	16	16	98	1,519	15.5	80t	13
2016	GB	16	16	97	1,257	13.0	60	14
2017	GB	15	15	53	482	9.1	58	6
2018	Oak	11	11	35	450	12.9	66	3
Totals		147	98	585	8,298	14.2	93t	72

RED ZONE MACHINE

Nelson has been one of the NFL's best red zone threats over the last few seasons. Here is where he ranks since 2011 and 2016.

----- RED ZONE RECEIVING TDs BY WRs SINCE 2011 -----

Rank	Player	TDs
1.	Jordy Nelson	41
2t.	Dez Bryant	39
2t.	Brandon Marshall	39
4t.	Eric Decker	37
4t.	A.J. Green	37

----- RED ZONE RECEIVING TDs SINCE 2016 -----

Rank	Player	TDs
1.	Davante Adams	24
2.	Jordy Nelson	19
3.	Michael Thomas	18
4t.	Cameron Brate	17
4t.	Zach Ertz	17
6.	Jimmy Graham	16

DEEP THREAT

In Week 3, Nelson had his coming out party in Silver and Black, as he recorded two 60-plus-yard receptions in the first quarter of the contest en route to racking up a league-best (first half) 151 receiving yards. Nelson finished the afternoon with 173 receiving yards, the second-most in his career. Nelson became just the sixth player since 2008 to record multiple 60-yard receptions in a single contest, while becoming just the second player to do so in the first half of a contest since 2006 (Lee Evans).

----- Most 60-Yard Receptions Since 2008 -----

Rank	Player	Receptions	TDs
1.	DeSean Jackson	22	19
2.	Jordy Nelson	16	10
3.	T.Y. Hilton	11	8
4.	Calvin Johnson	10	8
5.	Victor Cruz	10	9

Nelson is tied for first in Packers history with four 80-yard touchdown receptions. Here's how he compares to the rest of the NFL.

----- Most 80-Yard Receiving TDs Among Active Players -----

Rank	Player	TDs
1t.	Jordy Nelson	4
1t.	DeSean Jackson	4
1t.	Mike Wallace	4
4t.	Four Tied	3

MULTI-TD GAMES

Nelson has five multi-TD games since 2016, good for third in the NFL over that span.

----- GAMES WITH 2-PLUS TD RECEPTIONS -----

Rank	Player	Games
1t.	Antonio Brown	7
1t.	Davante Adams	7
3t.	Tyreek Hill	5
3t.	Jordy Nelson	5
3t.	Odell Beckham	5
6t.	Cole Beasley	4
6t.	Marvin Jones	4
6t.	Michael Thomas	4



PERSONNEL At A GLANCE - DEFENSE

PROBABLE STARTERS

DE 98 Frostee Rucker 6-3 261 13th season

Veteran defensive end enters his first year with the Silver and Black after joining the team via free agency this past offseason...Has started all eight games for the club this season...Career totals include 153 games played with 84 starts, recording 292 stops (197 solo), 21.5 sacks, 11 passes defended, eight forced fumbles and three fumble recoveries.

DT 90 Johnathan Hankins 6-3 320 6th season

Joined the Raiders ahead of Week 2 after spending four seasons with the New York Giants (2013-16) and one year with the Indianapolis Colts (2017)...Recorded a career-high two fumble recoveries in Week 4...Has played in 78 games and made 66 starts.

DT 73 Maurice Hurst 6-1 291 Rookie

Versatile defensive tackle who was drafted by the club in the fifth round of the 2018 NFL Draft...Has appeared in all 12 contests and made 10 starts...Leads the team with four sacks and has added one forced fumble.

DE 99 Arden Key 6-5 238 Rookie

Third-round pick by the Raiders in the 2018 NFL Draft...Has appeared in all 12 contests and made his first career start and sack in Week 6.

SLB 55 Marquel Lee 6-3 235 2nd season

Fifth-round pick by the Raiders in the 2017 NFL Draft...Has started in 9-of-11 games for the club this season...Career totals include 25 games played with 15 starts, recording 66 stops (39 solo) and three passes defended.

MLB 53 Jason Cabinda 6-1 243 Rookie

Undrafted free agent who has started in two of the last four contests for the club at middle linebacker...Played four years at Penn State and appeared in 43 games, tallying 286 tackles, six career sacks, one INT, 11 passes defended and three forced fumbles.

WLB 59 Tahir Whitehead 6-2 241 7th season

Veteran linebacker who in his first season with the Raiders after spending his first six years (2012-17) with the Detroit Lions...Posted at least 100 tackles in each of the last two seasons...Career totals include 106 games played with 66 starts, 459 tackles (335 solo), three sacks, four INTs, 20 passes defended, three forced fumbles and five fumble recoveries.

CB 20 Daryl Worley 6-1 205 3rd season

Rangy cornerback in his first year with the season with the Silver and Black...Career totals include 39 games played with 32 starts...Made his first start for the club in Week 6 and recorded an INT.

CB 21 Gareon Conley 6-0 195 2nd season

First-round selection by the Silver and Black in the 2017 NFL draft who spent the majority of his rookie season on the Reserve/Injured List...Has started in 11-of-12 contests this season...Recorded his first career INT and returned it 36 yards for a TD in Week 4...Career totals include 14 games played with 11 starts, making 35 tackles (24 solo), two INTs and 13 passes defended.

SS 31 Marcus Gilchrist 5-10 200 8th season

Versatile safety enters first season with the Silver and Black after spending time with the San Diego Chargers (2011-14), New York Jets (2015-16) and Houston Texans (2017)...Has started all 12 contests for the Raiders this season...Career totals include 119 games played with 94 starts...Recorded his first INT as a Raider in Week 10 and added his second in Week 12.

SS 42 Karl Joseph 5-10 205 3rd season

First-round draft pick in 2016...Was the only safety in the NFL in 2017 to record at least 75 tackles, one INT, one sack, one forced fumble and one fumble recovery...Has appeared in 36 games and made 28 starts...Has totaled 183 stops (131 solo), one sack, three INTs, 12 passes defended, one forced fumble and two fumble recoveries.

KEY RESERVES

DT 92 P.J. Hall 6-1 308 Rookie

Second-round draft pick by the Raiders in the 2018 NFL Draft...Has started in two contests in 2018, compiling 15 tackles (12 solo) and two passes defended.

S 25 Erik Harris 6-3 225 3rd season

In his second season with the Raiders...Has appeared in extensive action on defense in 2018 after being primarily playing special teams in 2017...Has appeared in 31 career games and made his first career start in Week 8.

SLB 54 Emmanuel Lamur 6-3 245 7th season

In his first season with the Silver and Black after joining the club via free agency this past offseason...Has appeared in 78 career games and made 19 starts, totaling 171 tackles (107 solo), 0.5 sacks, two INTs, 13 passes defended, one forced fumble and one recovery.

DT 97 Clinton McDonald 6-2 297 9th season

Veteran defensive lineman enters first season with the team after joining ahead of Week 2...Has spent time with the Cincinnati Bengals (2010), Seattle Seahawks (2011-13) and Tampa Bay Buccaneers (2014-17)...Recorded a sack in Week 3 against the Dolphins...Has totaled 20 sacks over his 108-game career.

CB 22 Rashaan Melvin 6-2 196 6th season

Rangy corner who joined the team via free agency this past offseason after spending last season with the Indianapolis Colts...Career totals include 47 games played with 26 starts, making 145 tackles (126 solo), four INTs, 29 passes defended and three forced fumbles.

LB 50 Nicholas Morrow 6-0 224 2nd season

Second-year linebacker who made the team as an undrafted free agent in 2017...Made his first start of the season in Week 12 and registered his first career sack...Registered 57 tackles and four passes defended in 16 games (five starts) as a rookie...Has appeared in 27 games and made seven starts.

FS 27 Reggie Nelson 5-11 210 12th season

Veteran safety in third season with the Raiders...Ranks first among active players with 38 INTs since 2007...Earned second Pro Bowl selection in 2016 after leading all NFL safeties with seven takeaways...Led the NFL with eight interceptions in 2015.





PERSONNEL At A GLANCE - OFFENSE

PROBABLE STARTERS

WR 82 Jordy Nelson 6-3 217 11th season

Joined the Raiders via free agency this past offseason after compiling one of the most complete resumes in Green Bay Packers wide receiver history...Became the 10th active wide receiver to record 8,000 career receiving yards in Week 3 after posting 173 yards... Is the only active player to record three seasons with 13-plus TD receptions...2014 Second Team All-Pro selection...Career totals include 147 games played with 98 starts, compiling 585 receptions for 8,298 yards and 72 TDs.

LT 77 Kolton Miller 6-8 309 Rookie

First-round draft pick by the Raiders in 2018 who has started all 12 contests at left tackle.

LG 70 Kelechi Osemele 6-5 330 7th season

Two-time Pro Bowler (2016-17) in his third season with the Raiders after four seasons with the Ravens...Has played left tackle, left guard, right guard and right tackle...Has started all 91 games played during his career.

C 61 Rodney Hudson 6-2 300 6th season

In fourth season with Oakland after joining as a free agent in 2015... Has started 92 games in his career at center and guard...Named to the PFWA All-AFC in 2016 and earned his second consecutive Pro Bowl selection in 2017.

RG 66 Gabe Jackson 6-3 335 5th season

A third-round draft pick by the Raiders in 2014...Has started 71 of 72 games played at left guard and right guard over his first three seasons, and emerged as a dominant force on the offensive line.

RT 75 Brandon Parker 6-8 305 Rookie

Third-round draft pick by the Raiders in 2018 who made his first career start at right tackle in Week 5 against the Los Angeles Chargers.

TE 87 Jared Cook 6-5 254 10th season

Enters his second season with the club after joining via free agency in 2017...Recorded his third 100-yard game of the season in Week 13 and set a career high with his sixth receiving TD of the campaign...In 2017, Became the first tight end in history to record at least one 100-yard game with four different teams...Career totals include 145 games played, 411 receptions for 5,277 yards (12.8 avg.) and 25 TDs.

WR 10 Seth Roberts 6-2 195 4th season

2014 undrafted free agent in his fourth season with the team... Raiders are 10-2 in games he scores, 12-2 when counting two-point conversions...Roberts also has four game-winning touchdown receptions since 2015.

QB 4 Derek Carr 6-3 215 5th season

A second-round pick in 2014 who has ascended towards the top of the quarterback ranks...Ranks third in club history with 119 TD passes...Ranks second in club history for all-time passing yards...In Week 15 of 2017, joined Dan Marino, Peyton Manning, Andrew Luck and Russell Wilson as the only quarterbacks in NFL history to pass for at least 100 TDs through their first four seasons...In 2016, became the fifth player in NFL history with 80-plus TDs in his first three years...Ranks second in NFL history with 1,670 completions in his first five seasons, and is the only player ever to throw for at least 80 TDs and fewer than 40 INTs within his first three years...Has totaled 119 TDs passes in 74 career games to just 52 INTs.

RB 28 Doug Martin 5-9 223 7th season

Former first-round draft pick of the Tampa Bay Buccaneers in 2012... Acquired via free agency this past offseason...Scored his first TD as a Raider in Week 12...Two-time Pro Bowler (2012, 2015) who has also earned All-Pro First Team honors in 2015...Holds Buccaneers rookie record with 11 rushing TDs...Career totals include 80 games played with 69 starts, totaling 1,255 rush attempts for 5,078 yards (4.05 avg.) and 28 TDs...Totaled 146 receptions for 1,197 yards and two TDs.

FB 41 Keith Smith 6-0 240 4th season

Versatile fullback who enters his first season with the Raiders...Career totals include 58 games played with six starts.

KEY RESERVES

WR 12 Martavis Bryant 6-4 210 4th season

Former fourth-round pick by the Pittsburgh Steelers who re-joined the Raiders ahead of Week 2 after being traded to the Silver and Black this past offseason...Has played in eight games, totaling 19 receptions for 266 yards...Set an NFL record by recording six receiving TDs in his first four games as a rookie...Also set a Steelers record for most TDs (14) in player's first 16 games...Career totals include 44 games played with 145 receptions for 2,183 yards (15.1 avg.) and 17 TDs.

WR 17 Dwayne Harris 5-11 206 8th season

Receiver and dynamic return specialist enters first season with the Silver and Black...His 49-yard punt return in Week 4 marked the longest such return by a Raider since 2010...Career totals include 97 games played with 10 starts, totaling 76 receptions for 867 yards (11.4 avg.) and eight TDs...Has returned 149 kickoffs for 3,813 yards (25.6 avg.) and one TD, while adding 172 punt returns for 1,677 yards (9.8 avg.) and three TDs.

QB 2 AJ McCarron 6-3 215 4th season

Joined the Raiders via a trade with the Buffalo Bills ahead of Week 1 this season...Was drafted in the fourth round of the 2014 NFL Draft...Career totals include 13 games played with three starts, completing 87-of-136 attempts for 928 yards, six TDs and two INTs for a 92.4 passer rating.

RB 30 Jalen Richard 5-8 205 3rd season

Made the team as an undrafted free agent in 2016...Took his first career carry as a rookie 75 yards for a TD in Week 1...One of just four players in NFL history with a 75-yard rushing TD in their NFL debut...Of running backs with at least 80 carries in 2016, Richard paced the NFL with an average carry of 5.92 yards...Career totals include 44 games played with two starts, totaling 175 rush attempts for 980 yards (5.2 avg.) and two TDs, adding 112 receptions for 928 yards (8.3 avg.) and three TDs.

TE 86 Lee Smith 6-6 265 8th season

In fourth season with the Raiders after joining the team via free agency in 2015...Primarily used as a blocking tight end...Has made 64 starts in 103 appearances over his career.

SPECIALISTS

LS 47 Trent Sieg 6-3 240 Rookie

Rookie enters his first season in the NFL as the team's long snapper after LS Andrew DePaola went down with a knee injury following Week 1...Appeared in 52 games at Colorado State and did not miss a snap in his four-year career.

K 8 Daniel Carlson 6-5 213 Rookie

Rookie kicker originally drafted by the Minnesota Vikings in the fifth round of the 2018 NFL Draft...Made his first career game-winning FG in Week 11 from 35 yards out as time expired...Career totals include eight games played, as he is 10-of-14 on FG attempts and 17-of-17 on PATs.

P 5 Johnny Townsend 6-1 210 Rookie

Drafted by the team in the fifth round of the 2018 NFL Draft...Has appeared in all nine contests and punted 51 times for 2,192 yards (43.0 avg.)...Has a net average of 37.4 yards and has pinned opponents inside the 20-yard line 10 times...In Week 10, set a franchise record for the longest rush by a punter, galloping 42 yards on a fake-punt.



ROSTERS



DEPTH CHART

OFFENSE

WR	82 Jordy Nelson	10 Seth Roberts	14 Keon Hatcher
LT	77 Kolton Miller	68 David Sharpe	
LG	70 Kelechi Osemele	76 Jon Feliciano	
C	61 Rodney Hudson	76 Jon Feliciano	
RG	66 Gabe Jackson	65 Chaz Green	
RT	75 Brandon Parker	71 Justin Murray	69 Denzelle Good
TE	87 Jared Cook	86 Lee Smith	85 Derek Carrier
WR	12 Martavis Bryant	88 Marcell Ateman	83 Darren Waller
QB	4 Derek Carr	2 AJ McCarron	17 Dwayne Harris
RB	28 Doug Martin	30 Jalen Richard	33 DeAndré Washington
FB	41 Keith Smith		

DEFENSE

DE	98 Froste Rucker	95 Fadol Brown	
DT	73 Maurice Hurst	92 P.J. Hall	
DT	90 Johnathan Hankins	78 Justin Ellis	
DE	99 Arden Key	91 Shilique Calhoun	97 Clinton McDonald
SLB	55 Marquel Lee	54 Emmanuel Lamur	
MLB	53 Jason Cabinda	58 Kyle Wilber	
WLB	59 Tahir Whitehead	50 Nicholas Morrow	
CB	20 Daryl Worley	23 Nick Nelson	36 Montrel Meander
CB	21 Gareon Conley	22 Rashaan Melvin	
S	31 Marcus Gilchrist	25 Erik Harris	
S	42 Karl Joseph	27 Reggie Nelson	

SPECIAL TEAMS

P	5 Johnny Townsend	
K	8 Daniel Carlson	
H	5 Johnny Townsend	
LS	47 Trent Sieg	
KR	17 Dwayne Harris	23 Nick Nelson
PR	17 Dwayne Harris	23 Nick Nelson

Underline: Rookie
[Brackets]: Injured

PRONUNCIATION GUIDE

95 Fadol Brown fuh-DOLL	54 Emmanuel Lamur luh-MERR	30 Jalen Richard JAY-linn ree-SHARD
21 Gareon Conley gare-ee-ON	55 Marquel Lee mar-KELL	47 Trent Sieg SEEG
76 Jon Feliciano fuh-LEE-see-ah-no	70 Kelechi Osemele kah-LETCHEE-ee oh-SEM-uh-lee	59 Tahir Whitehead tie-HEER



NUMERICAL ROSTER

No.	Name	Pos.	Ht.	Wt.	Birthdate	Age	Exp.	School	Hometown	Acq.
2	AJ McCarron	QB	6-3	215	09/13/90	28	4	Alabama	Mobile, Ala.	TR-'18 (Buf.)
4	Derek Carr	QB	6-3	215	03/28/91	27	5	Fresno State	Bakersfield, Calif.	D2-'14
5	Johnny Townsend	P	6-1	210	02/14/95	23	R	Florida	Orlando, Fla.	D5b-'18
8	Daniel Carlson	K	6-5	213	01/23/95	23	R	Auburn	Colorado Springs, Colo.	FA-'18
10	Seth Roberts	WR	6-2	195	02/22/91	27	4	West Alabama	Moultrie, Ga.	FA-'14
12	Martavis Bryant	WR	6-4	210	12/20/91	26	4	Clemson	Calhoun Falls, S.C.	FA-'18
14	Keon Hatcher	WR	6-1	212	09/11/94	24	1	Arkansas	Owasso, Okla.	FA-'18
17	Dwayne Harris	WR/RS	5-11	206	09/16/87	31	8	East Carolina	Stone Mountain, Ga.	FA-'18
20	Daryl Worley	CB	6-1	205	02/22/95	23	3	West Virginia	Philadelphia, Pa.	FA-'18
21	Gareon Conley	CB	6-0	195	06/29/95	23	2	Ohio State	Massillon, Ohio	D1-'17
22	Rashaan Melvin	CB	6-2	196	10/02/89	29	6	Northern Illinois	Waukegan, Ill.	UFA-'18 (Ind.)
23	Nick Nelson	CB	5-11	200	10/16/96	22	R	Wisconsin	Glenarden, Md.	D4-'18
25	Erik Harris	S	6-3	225	04/02/90	28	3	California (Pa.)	New Oxford, Pa.	FA-'17
27	Reggie Nelson	S	5-11	210	09/21/83	35	12	Florida	Melbourne, Fla.	UFA-'16 (Cin.)
28	Doug Martin	RB	5-9	223	01/13/89	29	7	Boise State	Stockton, Calif.	FA-'18
30	Jalen Richard	RB	5-8	205	10/15/93	25	3	Southern Mississippi	Alexandria, La.	FA-'16
31	Marcus Gilchrist	S	5-10	200	12/08/88	29	8	Clemson	High Point, N.C.	UFA-'18 (Hou.)
33	DeAndré Washington	RB	5-8	205	02/22/93	25	3	Texas Tech	Missouri City, Texas	D5-'16
36	Montrel Meander	CB	6-2	215	09/20/94	24	R	Grambling State	Amarillo, Texas	FA-'18
41	Keith Smith	FB	6-0	240	04/08/92	26	4	San Jose State	Covina, Calif.	FA-'18
42	Karl Joseph	S	5-10	205	09/08/93	25	3	West Virginia	Orlando, Fla.	D1-'16
47	Trent Sieg	LS	6-3	240	05/19/95	23	R	Colorado State	Eaton, Colo.	FA-'18
50	Nicholas Morrow	LB	6-0	224	07/10/95	23	2	Greenville	Huntsville, Ala.	FA-'17
53	Jason Cabinda	LB	6-1	243	03/17/96	22	R	Penn State	Flemington, N.J.	FA-'18
54	Emmanuel Lamur	LB	6-4	245	06/08/89	29	7	Kansas State	West Palm Beach, Fla.	UFA-'18 (Min.)
55	Marquel Lee	LB	6-3	235	10/21/95	23	2	Wake Forest	Waldorf, Md.	D5-'17
58	Kyle Wilber	LB	6-4	245	04/26/89	29	7	Wake Forest	Apopka, Fla.	UFA-'18 (Dal.)
59	Tahir Whitehead	LB	6-2	241	04/02/90	28	7	Temple	Newark, N.J.	UFA-'18 (Det.)
61	Rodney Hudson	C	6-2	300	07/12/89	29	8	Florida State	Mobile, Ala.	UFA-'15 (KC)
65	Chaz Green	G	6-5	318	04/08/92	26	4	Florida	Tampa, Fla.	FA-'18
66	Gabe Jackson	G	6-3	335	07/12/91	27	5	Mississippi State	Liberty, Miss.	D3-'14
68	David Sharpe	T	6-6	343	10/21/95	23	2	Florida	Jacksonville, Fla.	W-'18 (Hou.)
69	Denzelle Good	G/T	6-5	345	03/08/91	27	4	Mars Hill	Gaffney, S.C.	W-'18
70	Kelechi Osemele	G/T	6-5	330	06/24/89	29	7	Iowa State	Houston, Texas	UFA-'16 (Bal.)
71	Justin Murray	T	6-5	304	04/19/93	25	1	Cincinnati	Cincinnati, Ohio	W-'18 (Cin.)
73	Maurice Hurst	DT	6-1	291	05/09/95	23	R	Michigan	Canton, Mass.	D5a-'18
75	Brandon Parker	T	6-8	305	10/21/95	23	R	North Carolina A&T	Kannapolis, N.C.	D3a-'18
76	Jon Feliciano	G/C	6-4	325	02/10/92	26	4	Miami (Fla.)	Davie, Fla.	D4-'15
77	Kolton Miller	T	6-8	309	10/09/95	23	R	UCLA	Roseville, Calif.	D1-'18
78	Justin Ellis	DT	6-2	335	12/27/90	27	5	Louisiana Tech	Monroe, La.	D4a-'14
82	Jordy Nelson	WR	6-3	217	05/31/85	33	11	Kansas State	Manhattan, Kan.	FA-'18
83	Darren Waller	TE	6-6	255	09/13/92	26	3	Georgia Tech	Landover, Md.	FA-'18
85	Derek Carrier	TE	6-4	244	07/25/90	28	6	Beloit	Edgerton, Wis.	UFA-'18 (LAR)
86	Lee Smith	TE	6-6	265	11/21/87	31	8	Marshall	Powell, Tenn.	UFA-'15 (Buf.)
87	Jared Cook	TE	6-5	254	04/07/87	31	10	South Carolina	Suwanee, Ga.	UFA-'17 (GB)
88	Marcell Ateman	WR	6-4	216	09/16/94	24	R	Oklahoma State	Dallas, Texas	D7-'18
90	Johnathan Hankins	DT	6-3	320	01/01/92	26	6	Ohio State	Dearborn Heights, Mich.	FA-'18
91	Shilique Calhoun	LB	6-4	250	03/20/92	26	3	Michigan State	Middletown, N.J.	FA-'18
92	P.J. Hall	DT	6-1	308	04/05/95	23	R	Sam Houston State	Seguin, Texas	D2-'18
95	Fadol Brown	DE	6-4	282	04/15/93	25	1	Mississippi	Charleston, S.C.	FA-'17
97	Clinton McDonald	DT	6-2	297	01/06/87	31	9	Memphis	Jacksonville, Ark.	FA-'18
98	Froste Rucker	DT	6-3	261	09/14/83	35	13	USC	Tustin, Calif.	FA-'18
99	Arden Key	DE	6-5	238	05/03/96	22	R	LSU	Decatur, Ga.	D3b-'18

Practice Squad

15	Rico Gafford	WR	5-10	184	05/23/96	22	R	Wyoming	West Des Moines, Iowa	FA-'18
26	Johnny Holton	WR/DB	6-1	190	08/22/91	27	3	Cincinnati	Miami, Fla.	FA-'18
32	Dallin Leavitt	S	5-10	203	08/08/94	24	R	Utah State	Portland, Ore.	FA-'18
40	James Butler	RB	5-9	210	02/19/95	23	R	Iowa	Bloomington, Ill.	FA-'18
44	Ryan Yurachek	FB	6-0	240	08/27/96	22	R	Marshall	Myrtle Beach, S.C.	FA-'18
49	James Cowser	LB	6-3	245	09/13/90	28	3	Southern Utah	Fruit Heights, Utah	FA-'18
57	Gabe Wright	DT	6-3	309	04/03/92	26	3	Auburn	Columbus, Ga.	FA-'18
64	Jamar McGloster	T	6-6	319	6/4/1995	23	R	Syracuse	Newark, N.J.	FA-'18
80	Saeed Blacknall	WR	6-2	208	03/17/96	22	R	Penn State	Manalapan, N.J.	FA-'18
84	Paul Butler	TE	6-6	252	04/26/93	25	R	California (Pa.)	DuBois, Pa.	FA-'18

Reserve/Injured

6	Mike Nugent	K	5-10	190	03/02/82	36	14	Ohio State	Centerville, Ohio	FA-'18
9	Eddy Piñeiro	K	6-0	185	09/13/95	23	R	Florida	Miami, Fla.	FA-'18
19	Brandon LaFell	WR	6-3	210	11/04/86	32	9	LSU	Houston, Texas	FA-'18
24	Marshawn Lynch	RB	5-11	215	04/22/86	32	11	California	Oakland, Calif.	TR-'17 (Sea.)
29	Leon Hall	CB	5-11	195	12/09/84	33	12	Michigan	Vista, Calif.	UFA-'18 (SF)
34	Chris Warren III	RB	6-2	246	06/06/96	22	R	Texas	Rockwall, Texas	FA-'18
48	Andrew DePaola	LS	6-2	230	07/28/87	31	5	Rutgers	Parkton, Md.	UFA-'18 (Chi.)
72	Donald Penn	T	6-4	315	04/27/83	35	13	Utah State	Inglewood, Calif.	FA-'14
74	T.J. Clemmings	T	6-5	309	11/18/91	27	4	Pittsburgh	Teaneck, N.J.	W-'18 (Was.)
93	Jacques Smith	DE	6-2	260	03/18/90	28	5	Missouri	Dallas, Texas	FA-'18
	Dexter McDonald	CB	6-1	200	11/30/91	27	4	Kansas	Kansas City, Mo.	D7c-'15
	Tevin Mitchel	S	6-0	195	08/03/92	26	2	Arkansas	Mansfield, Texas	FA-'17
	Ahtyba Rubin	DT	6-2	315	07/25/86	32	11	Iowa State	Fort Belvoir, Va.	FA-'18

Reserve/Physically Unable to Perform

94	Eddie Vanderdoes	DT	6-3	305	10/13/94	24	2	UCLA	Auburn, Calif.	D3-'17
----	------------------	----	-----	-----	----------	----	---	------	----------------	--------

As of December 3, 2018



ALPHABETICAL ROSTER

No.	Name	Pos.	Ht.	Wt.	Birthdate	Age	Exp.	School	Hometown	Acq.
88	Ateman, Marcell	WR	6-4	216	09/16/94	24	R	Oklahoma State	Dallas, Texas	D7-'18
95	Brown, Fadol	DE	6-4	282	04/15/93	25	1	Mississippi	Charleston, S.C.	FA-'17
12	Bryant, Martavis	WR	6-4	210	12/20/91	26	4	Clemson	Calhoun Falls, S.C.	FA-'18
53	Cabinda, Jason	LB	6-1	243	03/17/96	22	R	Penn State	Flemington, N.J.	FA-'18
91	Calhoun, Shilique	LB	6-4	250	03/20/92	26	3	Michigan State	Middletown, N.J.	FA-'18
8	Carlson, Daniel	K	6-5	213	01/23/95	23	R	Auburn	Colorado Springs, Colo.	FA-'18
4	Carr, Derek	QB	6-3	215	03/28/91	27	5	Fresno State	Bakersfield, Calif.	D2-'14
85	Carrier, Derek	TE	6-4	244	07/25/90	28	6	Beloit	Edgerton, Wis.	UFA-'18 (LAR)
21	Conley, Gareon	CB	6-0	195	06/29/95	23	2	Ohio State	Massillon, Ohio	D1-'17
87	Cook, Jared	TE	6-5	254	04/07/87	31	10	South Carolina	Suwanee, Ga.	UFA-'17 (GB)
78	Ellis, Justin	DT	6-2	335	12/27/90	27	5	Louisiana Tech	Monroe, La.	D4a-'14
76	Feliciano, Jon	G/C	6-4	325	02/10/92	26	4	Miami (Fla.)	Davie, Fla.	D4-'15
31	Gilchrist, Marcus	S	5-10	200	12/08/88	29	8	Clemson	High Point, N.C.	UFA-'18 (Hou.)
69	Good, Denzelle	G/T	6-5	345	03/08/91	27	4	Mars Hill	Gaffney, S.C.	W-'18
65	Green, Chaz	G	6-5	318	04/08/92	26	4	Florida	Tampa, Fla.	FA-'18
92	Hall, P.J.	DT	6-1	308	04/05/95	23	R	Sam Houston State	Seguin, Texas	D2-'18
90	Hankins, Johnathan	DT	6-3	320	01/01/92	26	6	Ohio State	Dearborn Heights, Mich.	FA-'18
17	Harris, Dwayne	WR/RS	5-11	206	09/16/87	31	8	East Carolina	Stone Mountain, Ga.	FA-'18
25	Harris, Erik	S	6-3	225	04/02/90	28	3	California (Pa.)	New Oxford, Pa.	FA-'17
14	Hatcher, Keon	WR	6-1	212	09/11/94	24	1	Arkansas	Owasso, Okla.	FA-'18
61	Hudson, Rodney	C	6-2	300	07/12/89	29	8	Florida State	Mobile, Ala.	UFA-'15 (KC)
73	Hurst, Maurice	DT	6-1	291	05/09/95	23	R	Michigan	Canton, Mass.	D5a-'18
66	Jackson, Gabe	G	6-3	335	07/12/91	27	5	Mississippi State	Liberty, Miss.	D3-'14
42	Joseph, Karl	S	5-10	205	09/08/93	25	3	West Virginia	Orlando, Fla.	D1-'16
99	Key, Arden	DE	6-5	238	05/03/96	22	R	LSU	Decatur, Ga.	D3b-'18
54	Lamur, Emmanuel	LB	6-4	245	06/08/89	29	7	Kansas State	West Palm Beach, Fla.	UFA-'18 (Min.)
55	Lee, Marquel	LB	6-3	235	10/21/95	23	2	Wake Forest	Waldorf, Md.	D5-'17
28	Martin, Doug	RB	5-9	223	01/13/89	29	7	Boise State	Stockton, Calif.	FA-'18
2	McCarron, AJ	QB	6-3	215	09/13/90	28	4	Alabama	Mobile, Ala.	TR-'18 (Buf.)
97	McDonald, Clinton	DT	6-2	297	01/06/87	31	9	Memphis	Jacksonville, Ark.	FA-'18
36	Meander, Montrel	CB	6-2	215	09/20/94	24	R	Grambling State	Amarillo, Texas	FA-'18
22	Melvin, Rashaan	CB	6-2	196	10/02/89	29	6	Northern Illinois	Waukegan, Ill.	UFA-'18 (Ind.)
77	Miller, Kolton	T	6-8	309	10/09/95	23	R	UCLA	Roseville, Calif.	D1-'18
50	Morrow, Nicholas	LB	6-0	224	07/10/95	23	2	Greenville	Huntsville, Ala.	FA-'17
71	Murray, Justin	T	6-5	304	04/19/93	25	1	Cincinnati	Cincinnati, Ohio	W-'18 (Cin.)
82	Nelson, Jordy	WR	6-3	217	05/31/85	33	11	Kansas State	Manhattan, Kan.	FA-'18
23	Nelson, Nick	CB	5-11	200	10/16/96	22	R	Wisconsin	Glenarden, Md.	D4-'18
27	Nelson, Reggie	S	5-11	210	09/21/83	35	12	Florida	Melbourne, Fla.	UFA-'16 (Cin.)
70	Osemele, Kelechi	G/T	6-5	330	06/24/89	29	7	Iowa State	Houston, Texas	UFA-'16 (Bal.)
75	Parker, Brandon	T	6-8	305	10/21/95	23	R	North Carolina A&T	Kannapolis, N.C.	D3a-'18
30	Richard, Jalen	RB	5-8	205	10/15/93	25	3	Southern Mississippi	Alexandria, La.	FA-'16
10	Roberts, Seth	WR	6-2	195	02/22/91	27	4	West Alabama	Moultrie, Ga.	FA-'14
98	Rucker, Froste	DT	6-3	261	09/14/83	35	13	USC	Tustin, Calif.	FA-'18
68	Sharpe, David	T	6-6	343	10/21/95	23	2	Florida	Jacksonville, Fla.	W-'18 (Hou.)
47	Sieg, Trent	LS	6-3	240	05/19/95	23	R	Colorado State	Eaton, Colo.	FA-'18
41	Smith, Keith	FB	6-0	240	04/08/92	26	4	San Jose State	Covina, Calif.	FA-'18
86	Smith, Lee	TE	6-6	265	11/21/87	31	8	Marshall	Powell, Tenn.	UFA-'15 (Buf.)
5	Townsend, Johnny	P	6-1	210	02/14/95	23	R	Florida	Orlando, Fla.	D5b-'18
83	Waller, Darren	TE	6-6	255	09/13/92	26	3	Georgia Tech	Landover, Md.	FA-'18
33	Washington, DeAndre	RB	5-8	205	02/22/93	25	3	Texas Tech	Missouri City, Texas	D5-'16
59	Whitehead, Tahir	LB	6-2	241	04/02/90	28	7	Temple	Newark, N.J.	UFA-'18 (Det.)
58	Wilber, Kyle	LB	6-4	245	04/26/89	29	7	Wake Forest	Apopka, Fla.	UFA-'18 (Dal.)
20	Worley, Daryl	CB	6-1	205	02/22/95	23	3	West Virginia	Philadelphia, Pa.	FA-'18

Practice Squad

80	Blacknall, Saeed	WR	6-2	208	03/17/96	22	R	Penn State	Manalapan, N.J.	FA-'18
40	Butler, James	RB	5-9	210	02/19/95	23	R	Iowa	Bloomington, Ill.	FA-'18
84	Butler, Paul	TE	6-6	252	04/26/93	25	R	California (Pa.)	DuBois, Pa.	FA-'18
49	Cowser, James	LB	6-3	245	09/13/90	28	3	Southern Utah	Fruit Heights, Utah	FA-'18
15	Gafford, Rico	WR	5-10	184	05/23/96	22	R	Wyoming	West Des Moines, Iowa	FA-'18
26	Holton, Johnny	WR/DB	6-1	190	08/22/91	27	3	Cincinnati	Miami, Fla.	FA-'18
32	Leavitt, Dallin	S	5-10	203	08/08/94	24	R	Utah State	Portland, Ore.	FA-'18
64	McGloster, Jamar	T	6-6	319	6/4/1995	23	R	Syracuse	Newark, N.J.	FA-'18
57	Wright, Gabe	DT	6-3	309	04/03/92	26	3	Auburn	Columbus, Ga.	FA-'18
44	Yurachek, Ryan	FB	6-0	240	08/27/96	22	R	Marshall	Myrtle Beach, S.C.	FA-'18

Reserve/Injured

74	Clemmings, T.J.	T	6-5	309	11/18/91	27	4	Pittsburgh	Teaneck, N.J.	W-'18 (Was.)
48	DePaola, Andrew	LS	6-2	230	07/28/87	31	5	Rutgers	Parkton, Md.	UFA-'18 (Chi.)
29	Hall, Leon	CB	5-11	195	12/09/84	33	12	Michigan	Vista, Calif.	UFA-'18 (SF)
19	LaFell, Brandon	WR	6-3	210	11/04/86	32	9	LSU	Houston, Texas	FA-'18
24	Lynch, Marshawn	RB	5-11	215	04/22/86	32	11	California	Oakland, Calif.	TR-'17 (Sea.)
	McDonald, Dexter	CB	6-1	200	11/30/91	27	4	Kansas	Kansas City, Mo.	D7c-'15
	Mitchel, Tevin	S	6-0	195	08/03/92	26	2	Arkansas	Mansfield, Texas	FA-'17
6	Nugent, Mike	K	5-10	190	03/02/82	36	14	Ohio State	Centerville, Ohio	FA-'18
72	Penn, Donald	T	6-4	315	04/27/83	35	13	Utah State	Inglewood, Calif.	FA-'14
9	Pineiro, Eddy	K	6-0	185	09/13/95	23	R	Florida	Miami, Fla.	FA-'18
	Rubin, Ahtyba	DT	6-2	315	07/25/86	32	11	Iowa State	Fort Belvoir, Va.	FA-'18
93	Smith, Jacques	DE	6-2	260	03/18/90	28	5	Missouri	Dallas, Texas	FA-'18
34	Warren III, Chris	RB	6-2	246	06/06/96	22	R	Texas	Rockwall, Texas	FA-'18

Reserve/Physically Unable to Perform

94	Vanderdoes, Eddie	DT	6-3	305	10/13/94	24	2	UCLA	Auburn, Calif.	D3-'17
----	-------------------	----	-----	-----	----------	----	---	------	----------------	--------

As of December 3, 2018



POSITIONAL ROSTER

OFFENSE

OFFENSIVE LINE

61	Rodney Hudson	C
65	Chaz Green	G
66	Gabe Jackson	G
68	David Sharpe	T
69	Denzelle Good	G/T
70	Kelechi Osemele	G/T
71	Justin Murray	T
75	Brandon Parker	T
76	Jon Feliciano	G/C
77	Kolton Miller	T

QUARTERBACKS

2	AJ McCarron	QB
4	Derek Carr	QB

RUNNING BACKS

28	Doug Martin	RB
30	Jalen Richard	RB
33	DeAndré Washington	RB
41	Keith Smith	FB

TIGHT ENDS

83	Darren Waller	TE
85	Derek Carrier	TE
86	Lee Smith	TE
87	Jared Cook	TE

WIDE RECEIVERS

10	Seth Roberts	WR
12	Martavis Bryant	WR
14	Keon Hatcher	WR
17	Dwayne Harris	WR/RS
82	Jordy Nelson	WR
88	Marcell Ateman	WR

PRACTICE SQUAD

15	Rico Gafford	WR
26	Johnny Holton	WR/DB
32	Dallin Leavitt	S
40	James Butler	RB
44	Ryan Yurachek	FB
49	James Cowser	LB
57	Gabe Wright	DT
64	Jamar McGloster	T
80	Saeed Blacknall	WR
84	Paul Butler	TE

DEFENSE

DEFENSIVE LINE

73	Maurice Hurst	DT
78	Justin Ellis	DT
90	Johnathan Hankins	DT
92	P.J. Hall	DT
95	Fadol Brown	DE
97	Clinton McDonald	DT
98	Frostee Rucker	DT
99	Arden Key	DE

LINEBACKERS

50	Nicholas Morrow	LB
53	Jason Cabinda	LB
54	Emmanuel Lamur	LB
55	Marquel Lee	LB
58	Kyle Wilber	LB
59	Tahir Whitehead	LB
91	Shilique Calhoun	LB

SECONDARY

20	Daryl Worley	CB
21	Gareon Conley	CB
22	Rashaan Melvin	CB
23	Nick Nelson	CB
25	Erik Harris	S
27	Reggie Nelson	S
31	Marcus Gilchrist	S
36	Montrel Meander	CB
42	Karl Joseph	S

SPECIALISTS

5	Johnny Townsend	P
8	Daniel Carlson	K
47	Trent Sieg	LS

RESERVE/INJURED

6	Mike Nugent	K
9	Eddy Piñeiro	K
19	Brandon LaFell	WR
24	Marshawn Lynch	RB
29	Leon Hall	CB
34	Chris Warren III	RB
48	Andrew DePaola	LS
72	Donald Penn	T
74	T.J. Clemmings	T
93	Jacques Smith	DE
	Dexter McDonald	CB
	Tevin Mitchel	S
	Ahtyba Rubin	DT

RESERVE/PHYSICALLY UNABLE TO PERFORM

94	Eddie Vanderdoes	DT
----	------------------	----



ROSTER BY EXPERIENCE

13th Year (1)

98	Rucker, Frostee	DT	6-3	261	09/14/83	35	13	USC	Tustin, Calif.	FA-'18
----	-----------------	----	-----	-----	----------	----	----	-----	----------------	--------

12th Year (1)

27	Nelson, Reggie	S	5-11	210	09/21/83	35	12	Florida	Melbourne, Fla.	UFA-'16 (Cin.)
----	----------------	---	------	-----	----------	----	----	---------	-----------------	----------------

11th Year (1)

82	Nelson, Jordy	WR	6-3	217	05/31/85	33	11	Kansas State	Manhattan, Kan.	FA-'18
----	---------------	----	-----	-----	----------	----	----	--------------	-----------------	--------

10th Year (1)

87	Cook, Jared	TE	6-5	254	04/07/87	31	10	South Carolina	Suwanee, Ga.	UFA-'17 (GB)
----	-------------	----	-----	-----	----------	----	----	----------------	--------------	--------------

9th Year (1)

97	McDonald, Clinton	DT	6-2	297	01/06/87	31	9	Memphis	Jacksonville, Ark.	FA-'18
----	-------------------	----	-----	-----	----------	----	---	---------	--------------------	--------

8th Year (4)

31	Gilchrist, Marcus	S	5-10	200	12/08/88	29	8	Clemson	High Point, N.C.	UFA-'18 (Hou.)
17	Harris, Dwayne	WR/RS	5-11	206	09/16/87	31	8	East Carolina	Stone Mountain, Ga.	FA-'18
61	Hudson, Rodney	C	6-2	300	07/12/89	29	8	Florida State	Mobile, Ala.	UFA-'15 (KC)
86	Smith, Lee	TE	6-6	265	11/21/87	31	8	Marshall	Powell, Tenn.	UFA-'15 (Buf.)

7th Year (5)

54	Lamur, Emmanuel	LB	6-4	245	06/08/89	29	7	Kansas State	West Palm Beach, Fla.	UFA-'18 (Min.)
28	Martin, Doug	RB	5-9	223	01/13/89	29	7	Boise State	Stokeston, Calif.	FA-'18
70	Osemele, Kelechi	G/T	6-5	330	06/24/89	29	7	Iowa State	Houston, Texas	UFA-'16 (Bal.)
59	Whitehead, Tahir	LB	6-2	241	04/02/90	28	7	Temple	Newark, N.J.	UFA-'18 (Det.)
58	Wilber, Kyle	LB	6-4	245	04/26/89	29	7	Wake Forest	Apopka, Fla.	UFA-'18 (Dal.)

6th Year (3)

85	Carrier, Derek	TE	6-4	244	07/25/90	28	6	Beloit	Edgerton, Wis.	UFA-'18 (LAR)
90	Hankins, Johnathan	DT	6-3	320	01/01/92	26	6	Ohio State	Dearborn Heights, Mich.	FA-'18
22	Melvin, Rashaan	CB	6-2	196	10/02/89	29	6	Northern Illinois	Waukegan, Ill.	UFA-'18 (Ind.)

5th Year (3)

4	Carr, Derek	QB	6-3	215	03/28/91	27	5	Fresno State	Bakersfield, Calif.	D2-'14
78	Ellis, Justin	DT	6-2	335	12/27/90	27	5	Louisiana Tech	Monroe, La.	D4a-'14
66	Jackson, Gabe	G	6-3	335	07/12/91	27	5	Mississippi State	Liberty, Miss.	D3-'14

4th Year (7)

12	Bryant, Martavis	WR	6-4	210	12/20/91	26	4	Clemson	Calhoun Falls, S.C.	FA-'18
76	Feliciano, Jon	G/C	6-4	325	02/10/92	26	4	Miami (Fla.)	Davie, Fla.	D4-'15
69	Good, Denzelle	G/T	6-5	345	03/08/91	27	4	Mars Hill	Gaffney, S.C.	W-'18
65	Green, Chaz	G	6-5	318	04/08/92	26	4	Florida	Tampa, Fla.	FA-'18
2	McCarron, AJ	QB	6-3	215	09/13/90	28	4	Alabama	Mobile, Ala.	TR-'18 (Buf.)
10	Roberts, Seth	WR	6-2	195	02/22/91	27	4	West Alabama	Moultrie, Ga.	FA-'14
41	Smith, Keith	FB	6-0	240	04/08/92	26	4	San Jose State	Covina, Calif.	FA-'18

3rd Year (7)

91	Calhoun, Shillique	LB	6-4	250	03/20/92	26	3	Michigan State	Middletown, N.J.	FA-'18
25	Harris, Erik	S	6-3	225	04/02/90	28	3	California (Pa.)	New Oxford, Pa.	FA-'17
42	Joseph, Karl	S	5-10	205	09/08/93	25	3	West Virginia	Orlando, Fla.	D1-'16
30	Richard, Jalen	RB	5-8	205	10/15/93	25	3	Southern Mississippi	Alexandria, La.	FA-'16
83	Waller, Darren	TE	6-6	255	09/13/92	26	3	Georgia Tech	Landover, Md.	FA-'18
33	Washington, DeAndre	RB	5-8	205	02/22/93	25	3	Texas Tech	Missouri City, Texas	D5-'16
20	Worley, Daryl	CB	6-1	205	02/22/95	23	3	West Virginia	Philadelphia, Pa.	FA-'18

2nd Year (4)

21	Conley, Gareon	CB	6-0	195	06/29/95	23	2	Ohio State	Massillon, Ohio	D1-'17
55	Lee, Marquel	LB	6-3	235	10/21/95	23	2	Wake Forest	Waldorf, Md.	D5-'17
50	Morrow, Nicholas	LB	6-0	224	07/10/95	23	2	Greenville	Huntsville, Ala.	FA-'17
68	Sharpe, David	T	6-6	343	10/21/95	23	2	Florida	Jacksonville, Fla.	W-'18 (Hou.)

1st Year (3)

95	Brown, Fadol	DE	6-4	282	04/15/93	25	1	Mississippi	Charleston, S.C.	FA-'17
14	Hatcher, Keon	WR	6-1	212	09/11/94	24	1	Arkansas	Owasso, Okla.	FA-'18
71	Murray, Justin	T	6-5	304	04/19/93	25	1	Cincinnati	Cincinnati, Ohio	W-'18 (Cin.)

Rookie (12)

88	Ateman, Marcell	WR	6-4	216	09/16/94	24	R	Oklahoma State	Dallas, Texas	D7-'18
53	Cabinda, Jason	LB	6-1	243	03/17/96	22	R	Penn State	Flemington, N.J.	FA-'18
8	Carlson, Daniel	K	6-5	213	01/23/95	23	R	Auburn	Colorado Springs, Colo.	FA-'18
92	Hall, P.J.	DT	6-1	308	04/05/95	23	R	Sam Houston State	Seguin, Texas	D2-'18
73	Hurst, Maurice	DT	6-1	291	05/09/95	23	R	Michigan	Canton, Mass.	D5a-'18
99	Key, Arden	DE	6-5	238	05/03/96	22	R	LSU	Decatur, Ga.	D3b-'18
36	Meander, Montrel	CB	6-2	215	09/20/94	24	R	Grambling State	Amarillo, Texas	FA-'18
77	Miller, Kolton	T	6-8	309	10/09/95	23	R	UCLA	Roseville, Calif.	D1-'18
23	Nelson, Nick	CB	5-11	200	10/16/96	22	R	Wisconsin	Glenarden, Md.	D4-'18
75	Parker, Brandon	T	6-8	305	10/21/95	23	R	North Carolina A&T	Kannapolis, N.C.	D3a-'18
47	Sieg, Trent	LS	6-3	240	05/19/95	23	R	Colorado State	Eaton, Colo.	FA-'18
5	Townsend, Johnny	P	6-1	210	02/14/95	23	R	Florida	Orlando, Fla.	D5b-'18

Practice Squad (10)

80	Blacknall, Saeed	WR	6-2	208	03/17/96	22	R	Penn State	Manalapan, N.J.	FA-'18
40	Butler, James	RB	5-9	210	02/19/95	23	R	Iowa	Bloomington, Ill.	FA-'18
84	Butler, Paul	TE	6-6	252	04/26/93	25	R	California (Pa.)	DuBois, Pa.	FA-'18
49	Cowser, James	LB	6-3	245	09/13/90	28	3	Southern Utah	Fruit Heights, Utah	FA-'18
15	Gafford, Rico	WR	5-10	184	05/23/96	22	R	Wyoming	West Des Moines, Iowa	FA-'18
26	Holton, Johnny	WR/DB	6-1	190	08/22/91	27	3	Cincinnati	Miami, Fla.	FA-'18
32	Leavitt, Dallin	S	5-10	203	08/08/94	24	R	Utah State	Portland, Ore.	FA-'18
64	McGloster, Jamar	T	6-6	319	6/4/1995	23	R	Syracuse	Newark, N.J.	FA-'18
57	Wright, Gabe	DT	6-3	309	04/03/92	26	3	Auburn	Columbus, Ga.	FA-'18
44	Yurachek, Ryan	FB	6-0	240	08/27/96	22	R	Marshall	Myrtle Beach, S.C.	FA-'18

Reserve/Injured (13)

74	Clemmings, T.J.	T	6-5	309	11/18/91	27	4	Pittsburgh	Teaneck, N.J.	W-'18 (Was.)
48	DePaola, Andrew	LS	6-2	230	07/28/87	31	5	Rutgers	Parkton, Md.	UFA-'18 (Chi.)
29	Hall, Leon	CB	5-11	195	12/09/84	33	12	Michigan	Vista, Calif.	UFA-'18 (SF)
19	LaFell, Brandon	WR	6-3	210	11/04/86	32	9	LSU	Houston, Texas	FA-'18
24	Lynch, Marshawn	RB	5-11	215	04/22/86	32	11	California	Oakland, Calif.	TR-'17 (Sea.)
	Mitchel, Tevin	S	6-0	195	08/03/92	26	2	Arkansas	Mansfield, Texas	FA-'17
	McDonald, Dexter	CB	6-1	200	11/30/91	27	4	Kansas	Kansas City, Mo.	D7c-'15
6	Nugent, Mike	K	5-10	190	03/02/82	36	14	Ohio State	Centerville, Ohio	FA-'18
72	Penn, Donald	T	6-4	315	04/27/83	35	13	Utah State	Inglewood, Calif.	FA-'14
9	Pineiro, Eddy	K	6-0	185	09/13/95	23	R	Florida	Miami, Fla.	FA-'18
	Rubin, Ahtyba	DT	6-2	315	07/25/86	32	11	Iowa State	Fort Belvoir, Va.	FA-'18
93	Smith, Jacques	DE	6-2	260	03/18/90	28	5	Missouri	Dallas, Texas	FA-'18
34	Warren III, Chris	RB	6-2	246	06/06/96	22	R	Texas	Rockwall, Texas	FA-'18

Reserve/Physically Unable to Perform (1)

94	Vanderdoes, Eddie	DT	6-3	305	10/13/94	23	2	UCLA	Auburn, Calif.	D3-'17
----	-------------------	----	-----	-----	----------	----	---	------	----------------	--------

As of December 3, 2018



PARTICIPATION CHART

Player	9/10 LAR	9/16 at Den.	9/23 at Mia.	9/30 Cle.	10/7 at LAC	10/14 Sea.	10/28 Ind.	11/1 at SF	11/11 LAC	11/18 at Ari.	11/25 at Bal.	12/2 KC	12/9 Pit.	12/16 at Cin.	12/24 Den.	12/30 at KC	GP	GS	DNP	INA
Aterman, Marcell	PS	PS	PS	PS	PS	PS	INA	INA	INA	WR	WR	WR					3	3	0	3
Blacknall, Saeed	PS	PS	PS	PS	PS	PS	PS	PS	PS	X	NOR	PS					1	0	0	0
Butler, James	NOR	NOR	NOR	NOR	NOR	NOR	PS	PS	PS	PS	PS	PS					0	0	0	0
Butler, Paul	PS	PS	PS	PS	PS	PS	PS	PS	PS	PS	PS	PS					0	0	0	0
Brown, Fadol	X	INA	X	X	X	X	X	X	INA	INA	INA	X					8	0	0	4
Bryant, Martavis	NOR	WR	X	X	X	X	X	X	WR	INA	INA	INA					8	2	0	3
Cabinda, Jason	PS	PS	PS	PS	PS	PS	X	X	MLB	MLB	X	X					6	2	0	0
Calhoun, Shilique	X	PS	X	INA	INA	X	INA	INA	X	X	X	X					7	0	0	4
Carlson, Daniel	NOR	NOR	NOR	NOR	NOR	NOR	X	X	X	X	X	X					6	0	0	0
Carr, Derek	QB	QB	QB	QB	QB	QB	QB	QB	QB	QB	QB	QB					12	12	0	0
Carradine, Tank	INA	X	INA	INA	NOR	NOR	NOR	NOR	NOR	NOR	NOR	NOR					1	0	0	3
Carrier, Derek	TE	X	X	X	X	TE	X	X	X	X	X	X					12	2	0	0
Clemmings, T.J.	INA	INA	X	INA	X	X	X	INA	IR	IR	IR	IR					4	0	0	4
Conley, Gareon	RCB	RCB	RCB	RCB	RCB	X	RCB	RCB	RCB	RCB	RCB	RCB					12	11	0	0
Cook, Jared	TE	TE	TE	TE	TE	TE	X	TE	TE	X	TE	TE					12	10	0	0
Cooper, Amari	WR	WR	WR	WR	WR	WR	NOR	NOR	NOR	NOR	NOR	NOR					6	6	0	0
Cowser, James	NOR	NOR	NOR	NOR	NOR	NOR	PS	INA	PS	NOR	NOR	PS					0	0	0	1
DePaola, Andrew	X	IR	IR	IR	IR	IR	IR	IR	IR	IR	IR	IR					1	0	0	0
Ealy, Kory	NOR	NOR	NOR	NOR	NOR	NOR	NOR	NOR	INA	NOR	NOR	NOR					0	0	0	1
Ellis, Justin	NT	IR	IR	IR	IR	IR	IR	IR	IR	IR	IR	X					2	1	0	0
Feliciano, Jon	X	X	X	X	LG	LG	LG	X	X	X	X	X					12	3	0	0
Gafford, Rico	PS	PS	PS	PS	PS	PS	PS	PS	PS	PS	PS	PS					0	0	0	0
Gilchrist, Marcus	S	S	S	S	S	S	S	S	S	S	S	S					12	12	0	0
Green, Chaz	NOR	NOR	NOR	NOR	NOR	NOR	NOR	NOR	NOR	NOR	NOR	INA					0	0	0	1
Hall, Leon	CB	X	CB	X	CB	X	CB	X	X	X	INA	IR					10	4	0	1
Hall, P.J.	DT	X	X	X	X	X	X	X	X	X	X	DT					12	2	0	0
Hankins, Johnathan	NOR	X	DT	DT	DT	DT	DT	DT	DT	DT	DT	DT					11	10	0	0
Harris, Dwayne	X	INA	X	X	X	X	X	X	X	X	X	X					11	0	0	1
Harris, Erik	X	X	X	X	X	X	S	X	X	X	X	X					12	1	0	0
Hatcher, Keon	X	NOR	NOR	NOR	NOR	NOR	NOR	NOR	NOR	NOR	X	X					3	0	0	0
Holton, Johnny	PS	PS	PS	PS	PS	PS	PS	PS	PS	PS	X	PS					1	0	0	0
Hudson, Rodney	C	C	C	C	C	C	C	C	C	C	C	C					12	12	0	0
Hurst, Maurice	X	DT	DT	DT	DT	DT	DT	DT	DT	DT	DT	X					12	10	0	0
Irvin, Bruce	DE	DE	DE	DE	DE	DE	X	X	NOR	NOR	NOR	NOR					8	6	0	0
Jackson, Gabe	RG	RG	RG	RG	RG	RG	RG	RG	RG	RG	RG	RG					12	12	0	0
Johnson, Derrick	MLB	X	X	X	X	X	NOR	NOR	NOR	NOR	NOR	NOR					6	1	0	0
Joseph, Karl	X	X	X	INA	INA	INA	X	X	S	S	S	S					9	4	0	3
Key, Arden	X	X	X	X	X	DE	DE	X	DE	DE	DE	DE					12	6	0	0
Kirkland, Denver	PS	PS	PS	PS	PS	PS	X	INA	INA	INA	INA	NOR					1	0	0	4
LaFell, Brandon	INA	X	WR	INA	INA	INA	WR	WR	WR	WR	WR	IR					6	5	0	4
Lamur, Emmanuel	X	SLB	X	SLB	X	SLB	INA	SLB	INA	INA	INA	INA					7	4	0	5
Leavitt, Dallin	PS	PS	PS	PS	PS	PS	PS	PS	PS	PS	PS	PS					0	0	0	0
Lee, Marquel	X	MLB	X	MLB	MLB	MLB	MLB	MLB	SLB	SLB	X	X					12	8	0	0
Lynch, Marshawn	RB	RB	RB	RB	RB	RB	IR	IR	IR	IR	IR	IR					6	6	0	0
Martin, Doug	X	X	X	X	X	X	RB	X	RB	RB	RB	RB					15	5	0	0
McCarron, AJ	DNP	DNP	DNP	DNP	DNP	DNP	DNP	X	DNP	DNP	X	DNP					2	0	10	0
McCrane, Matt	NOR	NOR	NOR	X	X	X	NOR	NOR	NOR	NOR	NOR	NOR					3	0	0	0
McDonald, Clinton	NOR	X	X	X	X	X	X	DE	X	X	X	X					11	1	0	0
Meander, Montrel	NOR	NOR	NOR	NOR	NOR	NOR	NOR	NOR	NOR	NOR	NOR	INA					0	0	0	1
Mellifonwu, Obi	IR	IR	IR	IR	IR	IR	NOR	NOR	NOR	NOR	NOR	NOR					0	0	0	0
Melvin, Rashaan	LCB	LCB	LCB	LCB	LCB	X	INA	INA	X	X	X	X					10	5	0	2
Miller, Kolton	LT	LT	LT	LT	LT	LT	LT	LT	LT	LT	LT	LT					12	12	0	0
Mitchell, Tevin	IR	IR	IR	IR	IR	IR	IR	IR	IR	IR	IR	IR					0	0	0	0
Morrow, Nicholas	X	X	MLB	X	X	X	X	X	X	X	WLB	WLB					5	1	0	0
Murray, Justin	INA	INA	INA	INA	X	X	INA	INA	INA	INA	INA	INA					2	0	0	10
Nelson, Jordy	WR	WR	WR	WR	WR	X	WR	WR	WR	INA	WR	WR					11	10	0	1
Nelson, Nick	INA	INA	INA	INA	INA	INA	X	X	X	X	CB	CB					6	2	0	6
Nelson, Reggie	S	S	S	S	S	S	INA	S	X	X	X	X					11	7	0	1
Nugent, Mike	X	X	IR	IR	IR	IR	IR	IR	IR	IR	IR	IR					2	0	0	0
Osemele, Kelechi	LG	LG	LG	LG	INA	INA	INA	LG	LG	LG	LG	LG					9	9	0	3
Parker, Brandon	X	X	X	X	RT	RT	RT	RT	RT	RT	RT	RT					12	8	0	0
Penn, Donald	LT	LT	LT	LT	IR	IR	IR	IR	IR	IR	IR	IR					4	4	0	0
Pineiro, Eddy	IR	IR	IR	IR	IR	IR	IR	IR	IR	IR	IR	IR					0	0	0	0
Price, Brian	INA	DE	NOR	NOR	NOR	NOR	NOR	NOR	NOR	NOR	NOR	NOR					1	1	0	1
Richard, Jalen	X	X	X	X	X	X	X	RB	X	X	X	X					12	1	0	0
Roberts, Seth	X	X	INA	X	X	X	X	WR	X	X	WR	WR					11	3	0	1
Rodgers-Cromartie, D.	X	X	X	X	X	CB	X	NOR	NOR	NOR	NOR	NOR					7	1	0	0
Rubin, Ahtyba	IR	IR	IR	IR	IR	IR	IR	IR	IR	IR	IR	IR					0	0	0	0
Rucker, Frostee	DE	DE	DE	DE	DE	INA	DE	DE	DE	DE	DE	DE					11	11	0	1
Sharpe, David	NOR	NOR	NOR	NOR	NOR	NOR	NOR	NOR	X	X	X	X					4	0	0	0
Sieg, Trent	NOR	X	X	X	X	X	X	X	X	X	X	X					11	0	0	0
Silberman, Ian	NOR	NOR	NOR	NOR	NOR	PS	X	X	INA	INA	INA	INA					2	0	0	4
Smith, Jacques	NOR	NOR	NOR	NOR	NOR	NOR	NOR	NOR	X	X	X	IR					0	0	0	0
Smith, Keith	X	X	X	X	FB	X	FB	X	X	FB	X	X					0	0	0	0
Smith, Lee	X	X	X	TE	X	TE	TE	X	X	TE	X	X					12	4	0	0
Townsend, Johnny	X	X	X	X	X	X	X	X	X	X	X	X					12	0	0	0
Vanderdoes, Eddie	PUP	PUP	PUP	PUP	PUP	PUP	PUP	PUP	PUP	PUP	PUP	PUP					0	0	0	0
Washington, DeAndre	INA	INA	INA	INA	INA	INA	X	X	X	X	X	X					6	0	0	6
Warren III, Chris	IR	IR	IR	IR	IR	IR	IR	IR	IR	IR	IR	IR					0	0	0	0
Whitehead, Tahir	WLB	WLB	WLB	WLB	WLB	WLB	WLB	WLB	WLB	WLB	MLB	MLB					12	12	0	0
Wilber, Kyle	X	X	X	X	X	X	X	X	X	X	X	X					12	0	0	0
Worley, Daryl	SUS	SUS	SUS	SUS	X	LCB	LCB	LCB	LCB	LCB	LCB	LCB					8	7	0	0
Wright, Gabe	PS	PS	PS	PS	PS	PS	PS	PS	PS	PS	PS	PS					0	0	0	0
Yurachek, Ryan	PS	PS	PS	PS	PS	PS	PS	PS	PS	PS	PS	PS					0	0	0	0

X=substituted; IR=Reserve/Injured List; DFR=Reserve/Injured - Designated for Return List; PUP=Reserve/Physically Unable to Perform List; NOR=not on roster; PS=practice squad; SUS=Reserve/Suspended List; PSI=Practice Squad/Injured List



How The RAIDERS WERE BUILT

<u>Year</u>	<u>Record</u>	<u>Draft Picks (16)</u>	<u>Free Agents (33)</u>	<u>Trades/Waivers (4)</u>
2018	2-10	T Kolton Miller (1) DT P.J. Hall (2) T Brandon Parker (3a) DE Arden Key (3b) CB Nick Nelson (4) DT Maurice Hurst (5a) P Johnny Townsend (5b) WR Marcell Ateman (7)	WR Martavis Bryant LB Jason Cabinda LB Shilique Calhoun K Daniel Carlson TE Derek Carrier (UFA - LAR) S Marcus Gilchrist (UFA - Hou.) G Chaz Green DT Johnathan Hankins WR/RS Dwayne Harris WR Keon Hatcher LB Emmanuel Lamur (UFA - Min.) RB Doug Martin DT Clinton McDonald CB Montrel Meander CB Rashaan Melvin (UFA - Ind.) WR Jordy Nelson DT Frostee Rucker LS Trent Sieg FB Keith Smith TE Darren Waller LB Tahir Whitehead (UFA - Det.) LB Kyle Wilber (UFA - Dal.) CB Daryl Worley	G/T Denzelle Good (W - Ind.) QB AJ McCarron (T - Buf.) T Justin Murray (W - Cin.) T David Sharpe (W - Hou.)
2017	6-10	CB Gareon Conley (1) LB Marquel Lee (5)	DE Fadol Brown TE Jared Cook (UFA - GB) S Erik Harris LB Nicholas Morrow	
2016	12-4	S Karl Joseph (1) RB DeAndré Washington (5)	S Reggie Nelson (UFA - Cin.) G/T Kelechi Osemele (UFA - Bal.) RB Jalen Richard	
2015	7-9	G/C Jon Feliciano (4a)	C Rodney Hudson (UFA - KC) TE Lee Smith (UFA - Buf.)	
2014	3-13	QB Derek Carr (2) G Gabe Jackson (3) DT Justin Ellis (4)	WR Seth Roberts	



2018 TRANSACTIONS

Date	Player	Transaction	Date	Player	Transaction
1/2	DE Fadol Brown	Signed as Reserve/Future FA	5/7	TE Paul Butler	Signed as FA
1/2	WR Keon Hatcher	Signed as Reserve/Future FA	5/7	FB Henry Poggi	Signed as FA
1/2	DB Darius Hilary	Signed as Reserve/Future FA	5/7	RB Chris Warren III	Signed as FA
1/2	RB Elijah Hood	Signed as Reserve/Future FA	5/7	RB Elijah Hood	Waived
1/2	S Tevin Mitchel	Signed as Reserve/Future FA	5/7	DL Joby Saint Fleur	Waived
1/2	LS Bradley Northnagel	Signed as Reserve/Future FA	5/7	FB Nick Sharga	Waived
1/2	DL Joby Saint Fleur	Signed as Reserve/Future FA	5/7	LB Derrick Johnson	Signed as Unrestricted FA (KC)
1/2	G Jordan Simmons	Signed as Reserve/Future FA	5/7	DB Darius Hilary	Waived
1/2	DL Shakir Soto	Signed as Reserve/Future FA	5/10	QB Josh Johnson	Released
1/9	DB Shaquille Richardson	Signed as Reserve/Future FA	5/11	P Colby Wadman	Waived
1/19	LS Andrew East	Signed as Reserve/Future FA	5/14	P Johnny Townsend	Signed Rookie Contract
2/5	CB David Amerson	Released	5/14	S Dallin Leavitt	Signed as FA
3/5	LB Aldon Smith	Released	5/14	LS Drew Scott	Signed as FA
3/12	DT Justin Ellis	Re-signed	5/17	G Cameron Hunt	Signed as FA
3/12	OL Marshall Newhouse	Released	5/17	C Alex Officer	Waived
3/12	CB Sean Smith	Released	5/21	T Brandon Parker	Signed Rookie Contract
3/12	WR Griff Whalen	Signed as FA	5/21	CB Nick Nelson	Signed Rookie Contract
3/15	RB Doug Martin	Signed as FA	5/23	QB Christian Hackenberg	Trade
3/15	TE Derek Carrier	Signed as Unrestricted FA	6/12	DT Ahtyba Rubin	Signed as FA
3/15	FB Keith Smith	Signed as FA	6/12	DT Frostee Rucker	Signed as FA
3/15	WR Jordy Nelson	Signed as FA	6/12	QB Christian Hackenberg	Waived
3/15	S Marcus Gilchrist	Signed as Unrestricted FA (Hou.)	6/12	LB Brady Sheldon	Waived
3/15	LB Tahir Whitehead	Signed as Unrestricted FA (Det.)	6/22	FB Ryan Yurachek	Signed as FA
3/15	TE Lee Smith	Re-signed as a FA	6/22	FB Henry Poggi	Waived
3/15	WR Michael Crabtree	Released	7/24	DT P.J. Hall	Placed on Active/PUP
3/16	LS Andrew DePaola	Signed as FA	7/24	T Donald Penn	Placed on Active/PUP
3/16	CB Rashaan Melvin	Signed as Unrestricted FA (Ind.)	7/24	DT Eddie Vanderdoes	Placed on Active/PUP
3/16	P Colby Wadman	Signed as FA	7/27	G/T Vadal Alexander	Placed on Reserve/ Did Not Report
3/17	LB Kyle Wilber	Signed as Unrestricted FA (Dal.)	7/27	DE Khalil Mack	Placed on Reserve/ Did Not Report
3/17	DL Tank Carradine	Signed as Unrestricted FA (SF)	7/28	OL Oday Aboushi	Signed as FA
3/19	QB Josh Johnson	Signed as FA	7/30	RB James Butler	Signed as FA
3/19	CB Shareece Wright	Signed as Unrestricted FA (Buf.)	7/31	G/T Vadal Alexander	Waived/Non-Football Injury
3/19	WR Cordarrelle Patterson	Traded	8/4	K Mike Nugent	Signed as FA
3/20	LS Bradley Northnagel	Waived	8/4	K Giorgio Tavecchio	Waived
3/20	FB Jamize Olawale	Traded	8/6	DB Shaquille Richardson	Waived/Injured
3/21	LB Emmanuel Lamur	Signed as Unrestricted FA (Min.)	8/6	CB Raysean Pringle	Signed as FA
3/22	T Breno Giacomini	Signed as Unrestricted FA (Hou.)	8/9	LS Drew Scott	Waived
3/22	QB EJ Manuel	Re-signed	8/9	S Quincy Mauger	Signed as FA
3/29	CB Leon Hall	Signed as Unrestricted FA (SF)	8/15	DT Ahtyba Rubin	Placed on Reserve/Injured
3/30	P Marquette King	Released	8/15	DT Gabe Wright	Claimed via Waivers (Mia.)
3/30	S Reggie Nelson	Re-signed as a FA	8/21	S Tevin Mitchel	Waived/Injured
3/30	TE Clive Walford	Waived	8/21	CB Antwuan Davis	Claimed via Waivers (Det.)
4/2	WR/RS Dwayne Harris	Signed as FA	8/23	S Obi Melifonwu	Waived/Injured
4/6	DE Armonty Bryant	Signed as FA	8/23	CB D.Rodgers-Cromartie	Signed as FA
4/6	CB Senquez Golson	Signed as FA	8/27	WR Ryan Switzer	Traded
4/9	LB Shilique Calhoun	Re-signed Exclusive Rights FA	8/27	T Breno Giacomini	Released
4/9	LB James Cowser	Re-signed Exclusive Rights FA	8/27	WR Griff Whalen	Placed on Reserve/Injured
4/9	S Erik Harris	Re-signed Exclusive Rights FA	8/27	CB Jarell Carter	Signed as FA
4/9	G/T Denver Kirkland	Re-signed Exclusive Rights FA	8/27	DT Connor Flagel	Signed as FA
4/9	K Giorgio Tavecchio	Re-signed Exclusive Rights FA	9/1	DE Khalil Mack	Traded
4/9	LS Andrew East	Waived	9/1	S Shalom Luani	Traded
4/23	CB Daryl Worley	Signed as FA	9/1	QB A.J. McCarron	Acquired via Trade
4/26	DT Darius Latham	Waived	9/1	WR Marcell Ateman	Waived
4/27	WR Martavis Bryant	Acquired via Trade	9/1	TE Marcus Baugh	Waived
4/30	DE Jihad Ward	Trade	9/1	WR Saeed Blacknall	Waived
5/4	TE Marcus Baugh	Signed as FA	9/1	TE Pharaoh Brown	Waived
5/4	WR Saeed Blacknall	Signed as FA	9/1	WR Martavis Bryant	Waived
5/4	LB Jason Cabinda	Signed as FA	9/1	RB James Butler	Waived
5/4	C Alex Officer	Signed as FA	9/1	TE Paul Butler	Waived
5/4	K Eddy Pineiro	Signed as FA	9/1	LB Jason Cabinda	Waived
5/4	FB Nick Sharga	Signed as FA	9/1	CB Jarell Carter	Waived
5/4	DE Armonty Bryant	Released/Non-Football Illness	9/1	QB Connor Cook	Waived
5/4	LB Cory James	Waived/Failed Physical	9/1	LB James Cowser	Waived
5/5	LB Azeem Victor	Signed Rookie Contract			
5/6	DT P.J. Hall	Signed Rookie Contract			



2018 TRANSACTIONS

9/1	CB Antuwan Davis	Waived	10/22	DT Eddie Vanderdoes	Return to Practice
9/1	DE Mario Edwards Jr.	Waived	10/23	K Matt McCrane	Waived
9/1	DT Connor Flagel	Waived	10/23	S Obi Melifonwu	Waived from Reserve/Injured
9/1	CB Antonio Hamilton	Waived	10/23	K Daniel Carlson	Signed as FA
9/1	G Cameron Hunt	Waived	10/23	WR Marcell Ateman	Elevated to Active Roster
9/1	G/T Denver Kirkland	Waived	10/23	G/T Denver Kirkland	Elevated to Active Roster
9/1	S Dallin Leavitt	Waived	10/24	LB Cayson Collins	Signed to Practice Squad
9/1	S Quincy Mauger	Waived	10/29	LB Cayson Collins	Terminated PS Contract
9/1	CB Raysean Pringle	Waived	10/29	G Isaiah Williams	Signed to Practice Squad
9/1	G Jordan Simmons	Waived	10/30	CB D.Rodger-Cromartie	Placed on Reserve/Retired
9/1	DL Shakir Soto	Waived	10/30	LB James Cowser	Elevated to Active Roster
9/1	LB Azeem Victor	Waived	10/30	T Jamar McGloster	Signed to Practice Squad
9/1	T Jylan Ware	Waived	11/2	T T.J. Clemmings	Placed on Reserve/Injured
9/1	WR Isaac Whitney	Waived	11/2	T David Sharpe	Claimed via Waivers
9/1	DT Gabe Wright	Waived	11/3	DE Bruce Irvin	Waived
9/1	FB Ryan Yurachek	Waived	11/5	LB James Cowser	Waived
9/1	OL Oday Aboushi	Released	11/5	DE Jacques Smith	Signed as FA
9/1	QB EJ Manuel	Released	11/5	DE Kony Ealy	Signed as FA
9/1	C James Stone	Released	11/6	G Isaiah Williams	P.S. Contract Terminated
9/1	CB Shareece Wright	Released	11/7	LB James Cowser	Signed to Practice Squad
9/1	CB Dexter McDonald	Waived/Injured	11/13	DE Kony Ealy	Waived
9/1	K Eddy Piñeiro	Placed on Reserve/Injured	11/13	LB James Cowser	P.S. Contract Terminated
9/1	RB Chris Warren III	Placed on Reserve/Injured	11/14	WR Saeed Blacknall	Elevated to Active Roster
9/1	DT Eddie Vanderdoes	Placed on Reserve/PUP	11/14	WR Rashard Davis	Signed to Practice Squad
9/2	T T.J. Clemmings	Signed as FA	11/14	WR ArDarius Stewart	Signed to Practice Squad
9/2	T Justin Murray	Signed as FA	11/19	WR Brandon LaFell	Placed on Reserve/Injured
9/2	WR Marcell Ateman	Signed to Practice Squad	11/19	WR Keon Hatcher	Signed as FA
9/2	WR Saeed Blacknall	Signed to Practice Squad	11/19	WR Saeed Blacknall	Waived
9/2	TE Paul Butler	Signed to Practice Squad	11/20	WR Rashard Davis	P.S. Contract Terminated
9/2	LB Jason Cabinda	Signed to Practice Squad	11/21	WR Johnny Holton	Elevated to Active Roster
9/2	S Dallin Leavitt	Signed to Practice Squad	11/21	WR Saeed Blacknall	Signed to Practice Squad
9/2	DT Gabe Wright	Signed to Practice Squad	11/21	CB Arrion Springs	Signed to Practice Squad
9/2	FB Ryan Yurachek	Signed to Practice Squad	11/22	DT Justin Ellis	Designated to Return
9/3	WR Johnny Holton	Waived	11/26	WR Johnny Holton	Waived
9/3	DT Treyvon Hester	Waived	11/26	CB Arrion Springs	P.S. Contract Terminated
9/3	WR Brandon LaFell	Signed as FA	11/27	G Chaz Green	Signed as FA
9/3	DT Brian Price	Claimed via Waivers	11/27	TE Darren Waller	Signed as FA
9/3	DB Rico Gafford	Signed to Practice Squad	11/27	DE Jacques Smith	Placed on Reserve/Injured
9/3	G/T Denver Kirkland	Signed to Practice Squad	11/28	LB James Cowser	Signed to Practice Squad
9/3	DB Terrell Sinkfield	Signed to Practice Squad	11/28	WR/DB Johnny Holton	Signed to Practice Squad
9/11	DB Terrell Sinkfield	P.S. Contract Terminated	11/28	WR ArDarius Stewart	P.S. Contract Terminated
9/11	DB Johnny Holton	Signed to Practice Squad	11/30	CB Montrel Meander	Signed as FA
9/12	WR Keon Hatcher	Waived	11/30	CB Leon Hall	Placed on Reserved/Injured
9/12	WR Martavis Bryant	Signed as FA	12/1	DT Justin Ellis	Activated
9/12	LS Andrew DePaola	Placed on Reserve/Injured	12/1	G/T Denver Kirkland	Waived
9/12	LS Trent Sieg	Signed as FA	12/3	G/T Denzelle Good	Claimed via Waivers
9/12	LB Shilique Calhoun	Waived	12/3	OL Ian Silberman	Waived
9/13	DT Justin Ellis	Placed on Reserve/Injured			
9/13	DT Johnathan Hankins	Signed as FA			
9/13	DT Clinton McDonald	Signed as FA			
9/14	DT Gabe Wright	P.S. Contract Terminated			
9/14	LB Shilique Calhoun	Signed to Practice Squad			
9/18	DT Brian Price	Waived			
9/18	LB Shilique Calhoun	Signed to Active Roster			
9/20	DT Gabe Wright	Signed to Practice Squad			
9/26	K Mike Nugent	Placed on Reserve/Injured			
9/26	K Matt McCrane	Signed as FA			
10/3	T Donald Penn	Placed on Reserve/Injured			
10/3	OL Ian Silberman	Signed as FA			
10/6	DL Tank Carradine	Released			
10/6	CB Daryl Worley	Activated			
10/16	LB Derrick Johnson	Released			
10/16	LB Jason Cabinda	Elevated to Active Roster			
10/22	WR Amari Cooper	Traded			
10/22	RB Marshawn Lynch	Placed on Reserve/Injured			
10/22	LB James Cowser	Signed to Practice Squad			

By Player

Aboushi, Oday - OL

- Signed as FA (7/28)
- Released (9/1)

Alexander, Vadal - G/T

- Placed on Reserve/Did Not Report (7/27)
- Waived/Non-Football Injury (7/31)

Amerson, David - CB

- Released (2/5)

Ateman, Marcell - WR

- Signed to Practice Squad (9/2)
- Elevated to Active Roster (10/23)

Baugh, Marcus - TE

- Signed as FA (5/4)
- Waived (9/1)

Blacknall, Saeed - WR

- Signed as FA (5/4)



2018 TRANSACTIONS

- Released (9/1)
- Signed to Practice Squad (9/2)
- Elevated to Active Roster (11/14)
- Waived (11/19)
- Signed to Practice Squad (11/21)

Brown, Fadol - DE

- Signed as Reserve/Future FA (1/2)

Brown, Pharaoh - TE

- Waived (9/1)

Bryant, Armonty - DE

- Signed as FA (4/6)
- Released/Non-Football Illness (5/4)

Bryant, Martavis - WR

- Acquired via Trade (4/27)
- Waived (9/1)
- Signed as FA (9/12)

Butler, James - RB

- Signed as FA (7/30)
- Waived (9/1)

Butler, Paul - TE

- Signed as FA (5/7)
- Waived (9/1)
- Signed to Practice Squad (9/2)

Cabinda, Jason - LB

- Signed as FA (5/4)
- Waived (9/1)
- Elevated to Active Roster (10/16)

Calhoun, Shilique - LB

- Re-signed Exclusive Rights FA (4/9)
- Waived (9/12)
- Signed to Practice Squad (9/14)
- Signed to Active Roster (9/18)

Carlson, Daniel - K

- Signed as FA (10/23)

Carradine, Tank - DL

- Signed as Unrestricted FA (SF) (3/17)
- Released (10/6)

Carrier, Derek - TE

- Signed as Unrestricted FA (3/15)

Carter, Jarell - CB

- Signed as FA (8/27)
- Waived (9/1)

Clemmings, T.J. - T

- Claimed via Waivers (9/2)
- Placed on Reserve/Injured (11/2)

Collins, Cayson - LB

- Signed to Practice Squad (10/24)
- Terminated PS Contract (10/29)

Cooper, Amari - WR

- Traded (10/22)

Cowser, James - LB

- Re-signed Exclusive Rights FA (4/9)
- Waived (9/1)
- Signed to Practice Squad (10/22)
- Elevated to Active Roster (10/30)
- Waived (11/5)
- Signed to Practice Squad (11/7)
- P.S. Contract Terminated (11/13)
- Signed to Practice Squad (11/28)

Crabtree, Michael - WR

- Released (3/15)

Davis, Antwuan - CB

- Claimed via Waivers (8/21)
- Waived (9/1)

Davis, Rashard - WR

- Signed to Practice Squad (11/14)

- P.S. Contract Terminated (11/20)

DePaola, Andrew - LS

- Signed as FA (3/16)
- Placed on Reserve/Injured (9/12)

Ealy, Kony - DE

- Signed as FA (11/5)
- Waived (11/13)

East, Andrew - LS

- Signed as Reserve/Future FA (1/19)
- Waived (4/9)

Edwards, Jr., Mario - DE

- Waived (9/1)

Ellis, Justin - DT

- Re-signed (3/12)
- Placed on Reserve/Injured (9/13)
- Designated to Return (11/22)
- Activated (12/1)

Flagel, Connor - DT

- Signed as FA (8/27)
- Waived (9/1)

Gafford, Rico - DB

- Signed to Practice Squad (9/3)

Giacomini, Breno - T

- Signed as Unrestricted FA (Hou.)
- Released (8/27)

Gilchrist, Marcus - S

- Signed as Unrestricted FA (Hou.) (3/15)

Golson, Senquez - CB

- Signed as FA (4/6)
- Waived (5/23)

Good, Denzelle - G/T

- Claimed via Waivers (12/3)

Hackenberg, Christian - QB

- Acquired via trade (5/23)
- Waived (6/12)

Hall, Leon - CB

- Signed as Unrestricted FA (SF) (3/29)
- Placed on Reserve/Injured (11/30)

Hall, P.J. - DT

- Signed Rookie Contract (5/6)
- Placed on Active/PUP (7/24)

Hamilton, Antonio - CB

- Waived (9/1)

Hankins, Johnathan - DT

- Signed as FA (9/13)

Harris, Dwayne - WR/RS

- Signed as FA (4/2)

Harris, Erik - S

- Re-signed Exclusive Rights FA (4/9)

Hatcher, Keon - WR

- Signed as Reserve/Future FA (1/2)
- Waived (9/12)
- Signed as FA (11/19)

Hester, Treyvon - DT

- Waived (9/3)

Hilary, Darius - DT

- Signed as Reserve/Future FA (1/2)
- Waived (5/7)

Holton, Johnny - WR/DB

- Waived (9/3)
- Signed to Practice Squad (9/11)
- Elevated to Active Roster (11/21)
- Waived (11/26)
- Signed to Practice Squad (11/28)

Hood, Elijah - RB

- Signed as Reserve/Future FA (1/2)



2018 TRANSACTIONS

- Waived (5/7)

Hunt, Cameron - G

- Signed as FA (5/17)
- Waived (9/1)

Irvin, Bruce - DE

- Waived (11/3)

James, Cory - LB

- Waived/Failed Physical (5/4)

Johnson, Derrick - LB

- Signed as Unrestricted FA (KC) (5/7)
- Released (10/16)

Johnson, Josh - QB

- Signed as FA (3/19)
- Released (5/10)

King, Marquette - P

- Released (3/30)

Kirkland, Denver - G/T

- Re-signed Exclusive Rights FA (4/9)
- Waived (9/1)
- Signed to Practice Squad (9/3)
- Elevated to Active Roster (10/23)
- Waived (12/1)

LaFell, Brandon - WR

- Signed as FA (9/3)
- Placed on Reserve/Injured (11/19)

Lamur, Emmanuel - LB

- Signed as Unrestricted FA (Min.) (3/21)

Latham, Darius - DT

- Waived (4/26)

Leavitt, Dallin - S

- Signed as FA (5/14)
- Waived (9/1)
- Signed to Practice Squad (9/2)

Lynch, Marshawn - RB

- Placed on Reserve/Injured (10/22)

Mack, Khalil

- Placed on Reserve/Did Not Report (7/27)
- Traded (9/1)

Manuel, EJ - QB

- Re-signed (3/22)
- Released (9/1)

Martin, Doug - RB

- Signed as FA (3/15)

Mauger, Quincy - S

- Signed as FA (8/9)
- Waived (9/1)

McCrane, Matt - K

- Signed as FA (9/26)
- Waived (10/23)

McCarron, AJ - QB

- Acquired via Trade (9/1)

McDonald, Clinton - DT

- Signed as FA (9/13)

McGloster, Jamar - T

- Signed to Practice Squad (10/30)

Meander, Montrel - CB

- Signed as FA (11/30)

Melifonwu, Obi - S

- Waived/Injured (8/23)
- Waived from Reserve/Injured (10/23)

Melvin, Rashaan - CB

- Signed as Unrestricted FA (Ind.) (3/16)

Mitchel, Tevin - S

- Signed as Reserve/Future FA (1/2)
- Waived/Injured (8/21)

Nelson, Jordy - WR

- Signed as FA (3/15)

Nelson, Nick - CB

- Signed rookie contract (5/21)

Nelson, Reggie - S

- Re-signed as FA (3/30)

Newhouse, Marshall - OL

- Released (3/12)

Northnagel, Bradley - LS

- Signed as Reserve/Future FA (1/2)
- Waived (3/20)

Nugent, Mike - K

- Signed as FA (8/4)
- Placed on Reserve/Injured (9/26)

Officer, Alex - C

- Signed as FA (5/4)
- Waived (5/17)

Olawale, Jamize - FB

- Traded (3/20)

Parker, Brandon - T

- Signed rookie contract (5/21)

Patterson, Cordarrelle - WR

- Traded (3/19)

Penn, Donald - T

- Placed on Active/PUP (7/24)
- Placed on Reserve/Injured (10/3)

Pineiro, Eddy - K

- Signed rookie contract (5/4)
- Placed on Reserve/Injured (9/1)

Poggi, Henry - FB

- Signed as FA (5/7)
- Waived (6/22)

Price, Brian - DT

- Claimed via Waivers (9/3)
- Waived (9/18)

Pringle, Raysean - CB

- Signed as FA (8/6)
- Waived (9/1)

Richardson, Shaquille - DB

- Signed as Reserve/Future FA (1/9)
- Waived/Injured (8/6)

Rodgers-Cromartie, Dominique - CB

- Signed as FA (8/23)
- Placed on Reserve/Retired (10/30)

Rucker, Frostee - DT

- Signed as FA (6/12)

Rubin, Ahtyba - DT

- Signed as FA (6/12)
- Placed on Reserve/Injured (8/15)

Saint Fleur, Joby - DL

- Signed as Reserve/Future FA (1/2)
- Waived (5/7)

Scott, Drew - LS

- Signed as FA (5/14)
- Waived (8/9)

Sharga, Nick - FB

- Signed as FA (5/4)
- Waived (5/7)

Sharpe, David - T

- Claimed via Waivers (Hou.) (11/2)

Sheldon, Brady - LB

- Waived (6/12)

Sieg, Trent - LS

- Signed as FA (9/12)

Silberman, Ian - OL

- Signed as FA (10/3)
- Waived (12/3)

Simmons, Jordan - G

- Signed as Reserve/Future FA (1/2)



2018 TRANSACTIONS

- Waived (9/1)

Sinkfield, Terrell - DB

- Signed to Practice Squad (9/3)
- P.S. Contract Terminated (9/11)

Smith, Aldon - LB

- Released (3/5)

Smith, Jacquies - DE

- Signed as FA (11/5)
- Placed on Reserve/Injured (11/27)

Smith, Keith - FB

- Signed as FA (3/15)

Smith, Lee - TE

- Re-signed as FA (3/15)

Smith, Sean - CB

- Released (3/12)

Soto, Shakir - DL

- Signed as Reserve/Future FA (1/2)
- Waived (9/1)

Springs, Arrion - CB

- Signed to Practice Squad (11/21)
- P.S. Contract Terminated (11/26)

Stewart, ArDarius - WR

- Signed o Practice Squad (11/14)
- P.S. Contract Terminated (11/28)

Tavecchio, Giorgio - K

- Re-signed Exclusive Rights FA (4/9)
- Waived (8/4)

Townsend, Johnny - P

- Signed Rookie Contract (5/14)

Vanderdoes, Eddie - DT

- Placed on Active/PUP (7/24)
- Placed on Reserve/PUP (9/1)
- Returned to Practice (10/22)

Victor, Azeem - LB

- Signed Rookie Contract (5/14)
- Waived (9/1)

Wadman, Colby - P

- Signed as FA (3/16)
- Waived (5/11)

Walford, Clive - TE

- Waived (3/30)

Waller, Darren - TE

- Signed as FA (11/27)

Ward, Jihad - DE

- Traded (4/30)

Ware, Jylan - T

- Waived (9/1)

Warren III, Chris - RB

- Signed as FA (5/7)

Whalen, Griff - WR

- Signed as FA (3/12)
- Placed on Reserve/Injured (8/27)

Whitehead, Tahir - LB

- Signed as Unrestricted FA (Det.) (3/15)

Whitney, Isaac - WR

- Waived (9/1)

Wilber, Kyle - LB

- Signed as Unrestricted FA (Dal.) (3/17)

Williams, Isaiah - G

- Signed to Practice Squad (10/29)
- P.S. Contract Terminated (11/6)

Worley, Daryl - CB

- Signed as FA (4/23)
- Activated to 53-Man Roster (10/6)

Wright, Gabe - DT

- Claimed via waivers (Mia.) (8/15)
- Waived (9/1)

- Signed to Practice Squad (9/2)

- Waived (9/14)

- Signed to Practice Squad (9/20)

Wright, Shareece - CB

- Signed as Unrestricted FA (Buf.) (3/19)

- Waived (9/1)

Yurachek, Ryan - FB

- Signed as FA (6/22)

- Waived (9/1)

- Signed to Practice Squad (9/2)



COACHES/MISCELLANEOUS INFO

2018 COACHES

Jon Gruden, Head Coach
Derrick Ansley, Defensive Backs
D'Anthony Batiste, Strength and Conditioning Assistant
Edgar Bennett, Wide Receivers
Tim Berbenich, Quality Control - Offense
Rich Bisaccia, Assistant Head Coach/Special Teams Coordinator
Tom Cable, Offensive Line
Brian Callahan, Quarterbacks
Marco Coleman, Assistant Defensive Line
Deuce Gruden, Strength and Conditioning Assistant
Paul Guenther, Defensive Coordinator
Nick Holz, Quality Control - Offense
Lemuel Jeanpierre, Assistant Offensive Line
David Lippincott, Linebackers
Kelsey Martinez, Strength and Conditioning Assistant
Greg Olson, Offensive Coordinator
Jim O'Neil, Senior Defensive Assistant
Dave Razzano, Director of Football Research
Tom Shaw, Strength and Conditioning Coordinator
Jemal Singleton, Running Backs
Rick Slate, Strength and Conditioning Assistant
Frank Smith, Tight Ends
Travis Smith, Quality Control - Defense
Byron Storer, Assistant Special Teams
Mike Trgovac, Defensive Line

COACHING BREAKDOWN

Coach	NFL seasons	Raiders seasons
Jon Gruden	19	5
Derrick Ansley	1	1
D'Anthony Batiste	8	1
Edgar Bennett	8	1
Tim Berbenich	16	1
Rich Bisaccia	17	1
Tom Cable	14	5
Brian Callahan	9	1
Marco Coleman	15	1
Deuce Gruden	3	1
Paul Guenther	16	1
Nick Holz	7	7
Lemuel Jeanpierre	8	1
David Lippincott	11	1
Kelsey Martinez	1	1
Greg Olson	17	3
Jim O'Neil	9	1
Dave Razzano	29	1
Tom Shaw	14	1
Jemal Singleton	3	1
Rick Slate	1	1
Frank Smith	9	1
Travis Smith	7	7
Byron Storer	8	1
Mike Trgovac	24	1
Totals	274	47

PLAYING BREAKDOWN

Coach	NFL playing seasons
D'Anthony Batiste	8
Edgar Bennett	8
Tom Cable	1
Marco Coleman	14
Lemuel Jeanpierre	6
Byron Storer	3
Totals	40

ROSTER BREAKDOWN

Oldest Raider: Frostee Rucker, 35 (born 09/14/83)

Youngest Raider: Nick Nelson, 22 (born 10/16/96)

Most Seasons as a Raider: Derek Carr and Gabe Jackson at 5

Most NFL Seasons: Frostee Rucker at 13

Tallest Raider: Kolton Miller and Brandon Parker at 6-foot-8

Shortest Raider: Jalen Richard and DeAndré Washington at 5-foot-8

Former First-Round Draft Picks: 5

- Gareon Conley (Oak., 2017)
- Karl Joseph (Oak., 2016)
- Doug Martin (TB, 2012)
- Kolton Miller (Oak., 2018)
- Reggie Nelson (Jac., 2007)

Pro Bowlers: 6

- Derek Carr (2015-17)
- Rodney Hudson (2016-17)
- Doug Martin (2012, 2015)
- Jordy Nelson (2014)
- Reggie Nelson (2015-16)
- Kelechi Osemele (2016-17)

100 and Up: At 13 seasons, **DT Frostee Rucker** is in his first season with the Silver and Black as the senior member on the Raiders roster. He is one-of-five players on the active roster with at least 10 years of NFL experience. Here is a look at the Raiders with at least 100 regular season games played in the NFL:

- Reggie Nelson - 182
- Frostee Rucker - 154
- Jordy Nelson - 147
- Jared Cook - 145
- Marcus Gilchrist - 119
- Rodney Hudson - 108
- Lee Smith - 103



RAIDERS STATISTICS



2018 STATISTICS

Won 2, Lost 10

09/10	L	13-33	Los Angeles Rams	53,857
09/16	L	19-20	at Denver	76,696
09/23	L	20-28	at Miami	65,667
09/30	W	45-42	Cleveland	53,387
10/07	L	10-26	at Los Angeles Chargers	25,362
10/14	L	3-27	Seattle	84,922
10/28	L	28-42	Indianapolis	54,372
11/01	L	3-34	at San Francisco	69,592
11/11	L	6-20	Los Angeles Chargers	54,750
11/18	W	23-21	at Arizona Cardinals	62,435
11/25	L	17-34	at Baltimore	70,035
12/02	L	33-40	Kansas City	54,255
12/09			Pittsburgh	
12/16			at Cincinnati	
12/24			Denver	
12/30			at Kansas City	

	RAIDERS	OPPONENT
Total First Downs	231	238
Rushing	67	86
Passing	149	131
Penalty	15	21
3rd Down: Made/Att	57/148	68/148
3rd Down Pct.	38.5%	45.9%
4th Down: Made/Att	4/13	4/4
4th Down Pct.	30.8%	100.0%
Possession Avg.	30:41	29:19
Total Net Yards	4163	4759
Avg. Per Game	346.9	396.6
Total Plays	751	724
Avg. Per Play	5.5	6.6
Net Yards Rushing	1264	1839
Avg. Per Game	105.3	153.3
Total Rushes	287	369
Net Yards Passing	2899	2920
Avg. Per Game	241.6	243.3
Sacked/Yards Lost	39/221	10/65
Gross Yards	3120	2985
Attempts/Completions	425/293	345/217
Completion Pct.	68.9%	62.9%
Had Intercepted	8	9
Punts/Average	51/43.0	45/48.5
Net Punting Avg.	37.4	43.1
Penalties/Yards	79/673	91/751
Fumbles/Ball Lost	17/9	9/3
Touchdowns	23	43
Rushing	6	11
Passing	16	29
Returns	1	3

Score By Periods	Q1	Q2	Q3	Q4	OT	Pts
Team	44	59	57	57	3	220
Opponents	64	90	94	119	0	367

Scoring	TD	Ru	Pa	Rt	PAT	FG	2Pt	Pts
D.Carson	0	0	0	0	11/11	9/10	0	38
J.Cook	6	0	6	0	0/0	0/0	0	36
M.Nugent	0	0	0	0	4/5	6/6	0	22
M.McCrane	0	0	0	0	5/5	5/9	0	20
J.Nelson	3	0	3	0	0/0	0/0	1	20
M.Lynch	3	3	0	0	0/0	0/0	0	18
B.LaFell	2	0	2	0	0/0	0/0	0	12
D.Martin	2	2	0	0	0/0	0/0	0	12
S.Roberts	2	0	2	0	0/0	0/0	0	12
D.Carr	1	1	0	0	0/0	0/0	0	6
A.Cooper	1	0	1	0	0/0	0/0	0	6
G.Conley	1	0	0	1	0/0	0/0	0	6
L.Smith	1	0	1	0	0/0	0/0	0	6
M.Ateman	1	0	1	0	0/0	0/0	0	6
Team	23	6	16	1	20/21	20/25	1	220
Opponents	43	11	29	3	37/39	22/24	3	367

2-Pt. Conversions: Team 1/ 2, Opponents: 3/ 4

Sacks: M.Hurst 4.0, B.Irvin 3.0, C.McDonald 1.0, A.Key 1.0, N.Morrow 1.0

Team: 10.0, Opponents: 38.0

Passing	Att	Cmp	Yds	Cmp%	Yds/Att	TD	TD%	Int	Int%	Long	Sack	Lost	Rating
D.Carr	422	292	3112	69.2%	7.4	16	3.8%	8	1.9%	66	38/	214	95.2
A.McCarron	3	1	8	33.3%	2.7	0	0.0%	0	0.0%	8	1/	7	42.4
Team	425	293	3120	68.9%	7.3	16	3.8%	8	1.9%	66	39/	221	94.8
Opponents	345	217	2985	62.9%	8.7	29	8.4%	9	2.6%	74t	10/	65	107.7

Rushing	No.	Yds	Avg	Long	TD
D.Martin	105	445	4.2	29	2
M.Lynch	90	376	4.2	52	3
J.Richard	36	214	5.9	30	0
D.Washington	24	85	3.5	13	0
D.Carr	19	51	2.7	15	1
J.Townsend	1	42	42.0	42	0
M.Bryant	3	23	7.7	17	0
D.Harris	2	12	6.0	13	0
S.Roberts	1	11	11.0	11	0
A.Cooper	1	9	9.0	9	0
K.Smith	1	0	0.0	0	0
A.McCarron	3	-2	-0.7	0	0
J.Nelson	1	-2	-2.0	-2	0

Team	287	1264	4.4	52	6
Opponents	369	1839	5.0	63t	11

Receiving	No.	Yds	Avg	Long	TD
J.Richard	56	478	8.5	32	0
J.Cook	54	709	13.1	45	6
J.Nelson	35	450	12.9	66	3
S.Roberts	30	344	11.5	44	2
A.Cooper	22	280	12.7	36	1
M.Bryant	19	266	14.0	47	0
D.Martin	16	106	6.6	23	0
M.Lynch	15	84	5.6	17	0
B.LaFell	12	135	11.3	24	2
M.Ateman	9	82	9.1	32	1
L.Smith	8	69	8.6	30	1
D.Harris	6	40	6.7	13	0
D.Carrier	5	38	7.6	12	0
K.Smith	4	22	5.5	8	0
D.Washington	1	9	9.0	9	0
K.Hatcher	1	8	8.0	8	0

Team	293	3120	10.6	66	16
Opponents	217	2985	13.8	74t	29

Interceptions	No.	Yds	Avg	Long	TD
G.Conley	2	64	32.0	36t	1
R.Nelson	2	0	0.0	0	0
M.Gilchrist	2	0	0.0	0	0
D.Worley	1	16	16.0	16	0
R.Melvin	1	15	15.0	15	0
K.Joseph	1	5	5.0	5	0

Team	9	100	11.1	36t	1
Opponents	8	154	19.3	50t	1

J.Townsend	51	2192	43.0	37.4	4	10	60	0
Team	51	2192	43.0	37.4	4	10	60	0
Opponents	45	2184	48.5	43.1	4	17	66	0
Punt Returns			Ret	FC	Yds	Avg	Long	TD
D.Harris			15	9	153	10.2	49	0
J.Nelson			2	2	7	3.5	7	0
J.Richard			2	2	3	1.5	3	0
D.Rodgers-Cromartie			1	0	0	0.0	0	0
Team			20	13	163	8.2	49	0
Opponents			23	12	206	9.0	70	1

Team	20	13	163	8.2	49	0
Opponents	23	12	206	9.0	70t	1

Kickoff Returns	No.	Yds	Avg	Long	TD
D.Harris	19	421	22.2	31	0
Team	19	421	22.2	31	0
Opponents	27	571	21.1	35	0

Field Goals	1-19	20-29	30-39	40-49	50+
D.Carson	0/0	1/1	3/3	4/5	1/1
M.McCrane	0/0	3/3	0/0	2/4	0/2
M.Nugent	0/0	3/3	0/0	2/2	1/1
Team	0/0	7/7	3/3	8/11	2/4
Opponents	0/0	12/12	4/4	4/6	2/2

Fumbles Lost: D.Carr 4, D.Martin 2, M.Bryant 1, D.Washington 1, J.Richard 1
Total: 9

Opponent Fumble Recoveries: J.Hankins 2, N.Nelson 1 **Total: 3**



DEFENSE/SPECIAL TEAMS STATS

DEFENSE

Player	TACKLES				INTERCEPTIONS					FUMBLES			
	Total	Solo	Asst.	Sk.	Yds.	No.	Yds.	Lg.	TD	PD	FF	FR	Yds.
Tahir Whitehead	93	68	25	0.0	0.0	0	0	-	0	2	1	0	0
Marquel Lee	44	24	20	0.0	0.0	0	0	-	0	3	0	0	0
Marcus Gilchrist	42	28	14	0.0	0.0	2	0	-	0	5	0	0	0
Rashaan Melvin	31	30	1	0.0	0.0	1	15	15	0	8	0	0	0
Daryl Worley	29	26	3	0.0	0.0	1	16	16	0	6	0	0	0
Gareon Conley	28	19	9	0.0	0.0	2	64	36	1	11	1	0	0
Johnathan Hankins	28	16	12	0.0	0.0	0	0	-	0	0	0	2	0
Maurice Hurst	28	24	4	4.0	18.0	0	0	-	0	3	1	0	0
Frostee Rucker	27	18	9	0.0	0.0	0	0	-	0	1	0	0	0
Karl Joseph	26	19	7	0.0	0.0	1	5	5	0	1	0	0	0
Reggie Nelson	26	22	4	0.0	0.0	2	0	0	0	2	0	0	0
Leon Hall	25	22	3	0.0	0.0	0	0	-	0	3	0	0	0
Erik Harris	25	24	1	0.0	0.0	0	0	-	0	4	0	0	0
Arden Key	22	15	7	1.0	8.0	0	0	-	0	0	0	0	0
Clinton McDonald	21	16	5	1.0	9.0	0	0	-	0	0	0	0	0
Nicholas Morrow	18	15	3	1.0	4.0	0	0	-	0	2	0	0	0
Fadol Brown	17	14	3	0.0	0.0	0	0	-	0	1	0	0	0
P.J. Hall	15	13	2	0.0	0.0	0	0	-	0	2	0	0	0
Derrick Johnson	14	11	3	0.0	0.0	0	0	-	0	0	0	0	0
Jason Cabinda	13	7	6	0.0	0.0	0	0	-	0	0	0	0	0
Shilique Calhoun	12	5	7	0.0	0.0	0	0	-	0	0	0	0	0
Emmanuel Lamur	12	11	1	0.0	0.0	0	0	-	0	0	0	0	0
Nick Nelson	11	7	4	0.0	0.0	0	0	-	0	0	0	1	0
Kyle Wilber	7	5	2	0.0	0.0	0	0	-	0	0	0	0	0
Bruce Irvin	6	6	0	3.0	26.0	0	0	-	0	0	1	0	0
D.Rodgers-Cromartie	6	6	0	0.0	0.0	0	0	-	0	2	1	0	0
Jacques Smith	2	1	1	0.0	0.0	0	0	-	0	0	0	0	0
Tank Carradine	1	1	0	0.0	0.0	0	0	-	0	0	0	0	0
Brian Price	1	0	1	0.0	0.0	0	0	-	0	0	0	0	0
Totals	630	473	157	10.0	65.0	9	100	36	1	56	5	3	0

DEFENSIVE SCORING

Player	TD	Int Ret	Fum Ret	Safeties
Gareon Conley	1	1	0	0
Totals	1	1	0	0

DEFENSIVE TOUCHDOWNS

Gareon Conley interception for a touchdown

SPECIAL TEAMS

Player	Total	Solo	Asst.	FF	FR	Blk
Dwanye Harris	9	6	3	0	0	0
Derek Carrier	8	6	2	0	0	0
Marquel Lee	7	5	2	0	0	0
Nicholas Morrow	6	4	2	0	0	0
Kyle Wilber	6	4	2	0	0	0
Erik Harris	4	2	2	0	0	0
Keith Smith	4	3	1	0	0	0
Reggie Nelson	3	3	0	0	0	0
Jalen Richard	3	3	0	0	1	0
Marcus Gilchrist	2	2	0	0	0	0
Karl Joseph	2	1	1	0	0	0
D.Rodgers-Cromartie	2	2	0	0	0	0
Daniel Carlson	1	1	0	0	0	0
Keon Hatcher	1	0	1	0	0	0
Nick Nelson	1	0	1	0	0	0
Arden Key	0	0	0	0	0	1
Jordy Nelson	0	0	0	0	1	0
Totals	59	42	17	0	2	1

MISCELLANEOUS TACKLES

Player	Tkl	FF	FR
Jared Cook	2	0	0
Brandon Parker	2	0	1
Martavis Bryant	1	0	0
Jon Feliciano	1	0	0
Marshawn Lynch	1	0	0
Doug Martin	1	0	0
Kolton Miller	1	0	0
Jordy Nelson	1	0	0
Jalen Richard	1	0	0
Seth Roberts	1	0	0
Lee Smith	1	0	0
Gabe Jackson	0	0	1
AJ McCarron	0	0	1
Totals	11	0	3



GAME-BY-GAME STARTERS/INACTIVES

OFFENSE

	WR	LT	LG	C	RG	RT	TE	WR	QB	RB	FB	3WR/2TE	OTHER
9/10 vs. LAR.	J.Nelson	K.Miller	K.Osemele	R.Hudson	G.Jackson	D.Penn	J.Cook	A.Cooper	D.Carr	M.Lynch	-	D.Carrier	-
9/16 at Den.	J.Nelson	K.Miller	K.Osemele	R.Hudson	G.Jackson	D.Penn	J.Cook	A.Cooper	D.Carr	M.Lynch	-	M.Bryant	-
9/23 at Mia.	J.Nelson	K.Miller	K.Osemele	R.Hudson	G.Jackson	D.Penn	J.Cook	A.Cooper	D.Carr	M.Lynch	-	B.LaFell	-
9/30 vs. Cle.	J.Nelson	K.Miller	K.Osemele	R.Hudson	G.Jackson	D.Penn	J.Cook	A.Cooper	D.Carr	M.Lynch	-	L.Smith	-
10/7 at LAC	J.Nelson	K.Miller	J.Feliciano	R.Hudson	G.Jackson	B.Parker	J.Cook	A.Cooper	D.Carr	M.Lynch	K.Smith	-	-
10/14 vs. Sea. (Lon.)	-	K.Miller	J.Feliciano	R.Hudson	G.Jackson	B.Parker	J.Cook	A.Cooper	D.Carr	M.Lynch	-	D.Carrier	L.Smith
10/28 vs. Ind.	J.Nelson	K.Miller	J.Feliciano	R.Hudson	G.Jackson	B.Parker	-	B.LaFell	D.Carr	D.Martin	K.Smith	L.Smith	-
11/1 at SF	J.Nelson	K.Miller	K.Osemele	R.Hudson	G.Jackson	B.Parker	J.Cook	B.LaFell	D.Carr	J.Richard	-	S.Roberts	-
11/11 vs. LAC	J.Nelson	K.Miller	K.Osemele	R.Hudson	G.Jackson	B.Parker	J.Cook	M.Bryant	D.Carr	D.Martin	-	B.LaFell	-
11/18 at Ari.	B.LaFell	K.Miller	K.Osemele	R.Hudson	G.Jackson	B.Parker	L.Smith	M.Ateman	D.Carr	D.Martin	K.Smith	-	-
11/25 at Bal.	J.Nelson	K.Miller	K.Osemele	R.Hudson	G.Jackson	B.Parker	J.Cook	M.Ateman	D.Carr	D.Martin	-	S.Roberts	-
12/2 vs. KC	J.Nelson	K.Miller	K.Osemele	R.Hudson	G.Jackson	B.Parker	J.Cook	M.Ateman	D.Carr	D.Martin	-	S.Roberts	-
12/9 vs. Pit.													
12/16 at Cin.													
12/24 vs. Den.													
12/30 at KC													

DEFENSE

	DE	DT	NT	DE	SLB	MLB	WLB	LCB	RCB	S	S	CB	OTHER
9/10 vs. LAR.	F.Rucker	P.Hall	J.Ellis	B.Irvin	-	D.Johnson	T.Whitehead	R.Melvin	G.Conley	M.Gilchrist	R.Nelson	L.Hall	-
9/16 at Den.	F.Rucker	M.Hurst	B.Price	B.Irvin	E.Lamur	M.Lee	T.Whitehead	R.Melvin	G.Conley	M.Gilchrist	R.Nelson	-	-
9/23 at Mia.	F.Rucker	M.Hurst	J.Hankins	B.Irvin	M.Lee	-	T.Whitehead	R.Melvin	G.Conley	M.Gilchrist	R.Nelson	L.Hall	-
9/30 vs. Cle.	F.Rucker	M.Hurst	J.Hankins	B.Irvin	E.Lamur	M.Lee	T.Whitehead	R.Melvin	G.Conley	M.Gilchrist	R.Nelson	-	-
10/7 at LAC	F.Rucker	M.Hurst	J.Hankins	B.Irvin	-	M.Lee	T.Whitehead	R.Melvin	G.Conley	M.Gilchrist	R.Nelson	L.Hall	-
10/14 vs. Sea. (Lon.)	A.Key	M.Hurst	J.Hankins	B.Irvin	E.Lamur	M.Lee	T.Whitehead	D.Worley	D.Roberts	M.Gilchrist	R.Nelson	-	-
10/28 vs. Ind.	F.Rucker	M.Hurst	J.Hankins	A.Key	-	M.Lee	T.Whitehead	D.Worley	G.Conley	M.Gilchrist	E.Harris	L.Hall	-
11/1 at SF	F.Rucker	M.Hurst	J.Hankins	C.McDonald	E.Lamur	M.Lee	T.Whitehead	D.Worley	G.Conley	M.Gilchrist	R.Nelson	-	-
11/11 vs. LAC	F.Rucker	M.Hurst	J.Hankins	A.Key	M.Lee	J.Cabinda	T.Whitehead	D.Worley	G.Conley	M.Gilchrist	K.Joseph	-	-
11/18 at Ari.	F.Rucker	M.Hurst	J.Hankins	A.Key	M.Lee	J.Cabinda	T.Whitehead	D.Worley	G.Conley	M.Gilchrist	K.Joseph	-	-
11/25 at Bal.	F.Rucker	M.Hurst	J.Hankins	A.Key	-	T.Whitehead	N.Morrow	D.Worley	G.Conley	M.Gilchrist	K.Joseph	N.Nelson	-
12/2 vs. KC	F.Rucker	P.Hall	J.Hankins	A.Key	-	T.Whitehead	N.Morrow	D.Worley	G.Conley	M.Gilchrist	K.Joseph	N.Nelson	-
12/9 vs. Pit.													
12/16 at Cin.													
12/24 vs. Den.													
12/30 at KC													

INACTIVES

9/10 vs. LAR.: B.LaFell, N.Nelson, D.Washington, J.Murray, T.Clemmings, B.Price, T.Carradine
9/16 at Den.: D.Harris, N.Nelson, D.Washington, J.Murray, T.Clemmings, P.Hall, F.Brown
9/23 at Mia.: S.Roberts, N.Nelson, D.Washington, J.Murray, B.Parker, P.Hall, T.Carradine
9/30 vs. Cle.: B.LaFell, D.Washington, K.Joseph, J.Murray, T.Clemmings, S.Calhoun, T.Carradine
10/7 at LAC: B.LaFell, N.Nelson, D.Washington, K.Joseph, I.Silberman, K.Osemele, S.Calhoun
10/14 vs. Sea. (Lon.): B.LaFell, N.Nelson, D.Washington, K.Joseph, I.Silberman, K.Osemele, F.Rucker
10/28 vs. Ind.: R.Melvin, R.Nelson, E.Lamur, K.Osemele, J.Murray, M.Ateman, S.Calhoun
11/1 at SF: R.Melvin, J.Cowser, J.Murray, T.Clemmings, D.Kirkland, M.Ateman, S.Calhoun

11/11 vs. LAC: E.Lamur, I.Silberman, J.Murray, D.Kirkland, M.Ateman, F.Brown, K.Ealy
11/18 at Ari.: M.Bryant, E.Lamur, I.Silberman, J.Murray, D.Kirkland, J.Nelson, F.Brown
11/25 at Bal.: M.Bryant, L.Hall, E.Lamur, I.Silberman, J.Murray, D.Kirkland, F.Brown
12/2 vs. KC: M.Bryant, M.Meander, E.Lamur, C.Green, I.Silberman, J.Murray, D.Waller
12/9 vs. Pit.:
12/16 at Cin.:
12/24 vs. Den.:
12/30 at KC:



TEAM STATS - RAIDERS

	9/10 vs. LAR	9/16 at Den.	9/23 at Mia.	9/30 vs. Cle.	10/7 at LAC.	10/14 vs. Sea.	10/28 vs. Ind.	11/1 at SF	11/11 vs. LAC	11/18 at Ari.	11/25 at Bal.	12/2 vs. KC	12/9 vs. Pit.	12/16 at Cin.	12/24 vs. Den.	12/30 at KC	Totals
Score by Qtr.																	
1st Qtr.	7	3	7	7	0	0	0	3	3	7	7	0	7	0			44
2nd Qtr.	6	9	3	7	3	0	14	0	0	7	3	3	7	7			59
3rd Qtr.	0	7	7	7	0	0	14	0	0	6	7	9	7	9			57
4th Qtr.	0	0	3	21	7	3	0	0	3	3	0	17	0	17			57
OT	-	-	-	3	-	-	-	-	-	-	-	-	-	-			3
First Downs																	
Total	20	21	25	27	14	15	19	14	16	19	13	28					231
Rush	7	3	5	6	3	5	7	5	3	9	4	10					67
Pass	11	16	17	20	10	8	12	9	12	9	9	16					149
Penalties	2	2	3	1	1	2	0	0	1	1	0	2					15
Third Downs																	
Conversions	5	3	7	5	4	4	4	3	5	5	3	9					57
Attempts	11	10	13	16	11	12	8	12	15	15	13	12					148
Fourth Downs																	
Conversions	0	0	0	0	1	0	1	0	1	0	1	0					4
Attempts	0	1	1	1	1	1	2	1	3	0	2	0					13
Total Offense																	
Plays	64	60	74	90	49	56	47	55	63	68	56	69					751
Yards	395	373	434	565	289	185	347	242	317	325	249	442					4,163
Average	6.2	6.2	5.9	6.3	5.9	3.3	7.4	4.4	5.0	4.8	4.4	6.4					5.5
Net Rushing																	
Attempts	23	27	32	29	13	19	19	23	22	33	19	28					287
Yards	95	92	109	139	41	79	103	102	114	152	67	171					1,264
Touchdowns	1	1	1	0	0	0	1	0	0	0	1	1					6
Net Passing																	
Attempts	40	32	39	58	33	31	28	24	37	31	34	38					425
Completions	29	29	27	35	24	23	21	17	24	19	16	29					293
Yards	303	281	325	437	248	106	244	140	243	173	182	271					2,899
Touchdowns	0	1	1	4	1	0	3	0	0	2	1	3					16
Interceptions	3	0	2	2	1	0	0	0	0	0	0	0					6
Sacked	1	1	3	3	3	6	0	8	4	4	3	3					39
Punts																	
Number	4	4	3	6	4	3	2	6	3	8	6	2					51
Gross Average	44.5	47.3	37.3	44.5	49.3	30.7	40.0	37.5	54.0	45.1	44.7	30.5					43.0
Net Average	41.5	42.0	37.3	39.5	40.5	30.7	35.0	36.5	49.0	35.4	31.5	30.5					37.4
Penalties																	
Number	11	4	8	6	7	5	10	6	6	4	4	8					79
Yards	155	30	38	65	55	38	79	40	55	20	24	74					673
Fumbles																	
Number	0	0	1	0	1	3	1	2	1	1	1	4					17
Lost	0	0	0	0	1	2	1	0	1	0	1	3					9
Two-Point Conv.																	
Conversions	0	0	0	1	0	0	0	0	0	0	0	0					1
Attempts	0	0	0	1	0	0	0	0	0	0	0	1					2
Time of Possession	31:31	32:56	38:31	36:51	25:20	28:34	23:30	31:26	31:10	36:01	25:48	30:46					30:41



TEAM STATS - OPPONENTS

	9/10 vs. LAR	9/16 at Den.	9/23 at Mia.	9/30 vs. Cle.	10/7 at LAC.	10/14 vs. Sea.	10/28 vs. Ind.	11/1 at SF	11/11 vs. LAC	11/18 at Ari.	11/25 at Bal.	12/2 vs. KC	12/9 vs. Pit.	12/16 at Cin.	12/24 vs. Den.	12/30 at KC	Totals
Score by Qtr.																	
1st Qtr.	7	0	0	3	3	7	10	7	0	14	7	10					64
2nd Qtr.	3	0	7	14	14	10	3	10	10	0	10	9					90
3rd Qtr.	10	10	7	11	3	3	8	14	7	0	7	14					94
4th Qtr.	13	10	14	11	6	7	21	3	3	7	14	7					119
OT	-	-	-	0	-	-	-	-	-	-	-	-					0
First Downs																	
Total	23	20	13	21	19	19	28	18	16	13	23	25					238
Rush	8	10	2	6	4	6	11	6	7	5	13	8					86
Pass	13	9	11	13	13	11	13	10	8	7	9	14					131
Penalties	2	1	0	2	2	2	4	2	1	1	1	3					21
Third Downs																	
Conversions	4	8	2	5	7	9	9	5	2	3	8	6					68
Attempts	11	16	8	15	13	13	13	12	10	11	13	13					148
Fourth Downs																	
Conversions	0	1	0	1	0	0	0	0	1	0	0	1					3
Attempts	0	1	0	1	0	0	0	0	1	0	0	1					3
Total Offense																	
Plays	60	64	39	74	59	61	71	54	53	52	69	68					724
Yards	365	385	373	487	412	369	461	405	335	282	416	469					4,759
Average	6.1	6.0	9.6	6.6	7.0	6.0	6.5	7.5	6.3	5.4	6.0	6.9					6.6
Net Rushing																	
Attempts	26	28	14	31	31	37	40	32	26	31	43	30					369
Yards	140	168	41	208	79	155	222	143	113	154	242	174					1,839
Touchdowns	0	2	0	3	1	0	1	1	0	0	1	1					11
Net Passing																	
Attempts	33	35	24	41	27	23	31	22	18	20	25	38					345
Completions	18	19	18	21	22	17	22	16	26	9	14	23					217
Yards	233	217	341	279	339	214	239	262	222	136	174	295					2,920
Touchdowns	2	0	4	2	2	3	3	3	2	3	1	4					29
Interceptions	0	1	0	2	0	1	0	0	1	2	2	0					9
Sacked	1	1	1	2	1	1	0	0	1	1	1	0					10
Punts																	
Number	2	4	6	7	3	2	1	3	4	8	2	3					45
Gross Average	58.5	51.0	47.0	50.0	43.0	43.0	46.0	54.7	42.8	52.3	47.0	41.0					48.5
Net Average	53.5	44.3	41.8	36.0	42.3	43.0	47.0	48.0	40.8	45.9	48.5	41.0					43.1
Penalties																	
Number	8	6	9	8	9	8	10	3	6	7	6	11					91
Yards	70	35	74	55	82	64	77	23	70	62	45	94					751
Fumbles																	
Number	1	0	0	3	0	1	0	1	0	1	1	1					9
Lost	0	0	0	2	0	0	0	0	0	0	0	1					3
Two-Point Conv.																	
Conversions	0	0	0	2	0	0	1	0	0	0	0	0					3
Attempts	0	0	0	3	0	0	1	0	0	0	0	0					4
Time of Possession	28:29	27:04	21:29	31:23	34:40	31:26	36:30	28:34	28:50	23:59	34:12	29:14					29:19



RAIDERS SEASON HIGHS

TEAM

<u>Statistic</u>	<u>High</u>	<u>Date/Opp.</u>
Points	45	9/30 vs. Cle.
Points in a quarter	21 (fourth)	9/30 vs. Cle.
Points in a half	31 (second)	9/30 vs. Cle.
Offensive plays	90	9/30 vs. Cle.
Yards per play	7.4	10/28 vs. Ind.
First downs	28	12/2 vs. KC
Third down %	75	12/2 vs. KC
Total net yards	565	9/30 vs. Cle.
Net rushing yards	171	12/2 vs. KC
Rushing attempts	33	11/18 at Ari.
Rushing average	6.1	12/2 vs. KC
Net passing yards	437	9/30 vs. Cle.
Completions	35	9/30 vs. Cle.
Passing attempts	58	9/30 vs. Cle.
Completion %	90.6	9/16 at Den.
Time of possession	38:31	9/23 at Mia.
Gross punting	54.0	11/11 vs. LAC
Net punting	49.0	11/11 vs. LAC

INDIVIDUAL

<u>Statistic</u>	<u>High</u>	<u>Player</u>	<u>Date/Opp.</u>
Points	13	Matt McCrane	9/30 vs. Cle.
Touchdowns	2	Jared Cook	9/30 vs. Cle.
Field goals	3; two times	Last; Daniel Carlson	11/18 at Ari.
Field goal attempts	5	Matt McCrane	9/30 vs. Cle.
Longest field goal	52	Mike Nugent	9/23 at Mia.
Longest FG attempt	57	Matt McCrane	10/7 at LAC
Rushing attempts	20	Marshawn Lynch	9/30 vs. Cle.
Rushing yards	130	Marshawn Lynch	9/30 vs. Cle.
Rushing average	42.0	Johnny Townsend	11/11 vs. LAC
Rushing long	52	Marshawn Lynch	9/30 vs. Cle.
Rushing touchdowns	1; six times	Last; Doug Martin	12/2 vs. KC
Completions	35	Derek Carr	9/30 vs. Cle.
Attempts	58	Derek Carr	9/30 vs. Cle.
Completion %	90.6	Derek Carr	9/16 at Den.
Passing yards	437	Derek Carr	9/30 vs. Cle.
Passing touchdowns	4	Derek Carr	9/30 vs. Cle.
Passing long	66	Derek Carr	9/23 at Mia.
Yards per attempt	9.0	Derek Carr	9/16 at Den.
Receptions	10; two times	Last; Jordy Nelson	12/2 vs. KC
Receiving yards	180	Jared Cook	9/10 vs. LAR
Receiving long	66	Jordy Nelson	9/23 at Mia.
Rec. touchdowns	2	Jared Cook	9/30 vs. Cle.
Tackles	14	Tahir Whitehead	11/25 at Bal.
Sacks	1; 10 times	Last; Nicholas Morrow	11/25 at Bal.
Interceptions	1; nine times	Last; Marcus Gilchrist	11/25 at Bal.
Int. return yards	36	Gareon Conley	9/30 vs. Cle.
Kickoff returns	5	Dwayne Harris	11/11 vs. LAC
Kickoff return yards	96	Dwayne Harris	11/11 vs. LAC
Punt returns	5	Dwayne Harris	9/30 vs. Cle.
Punt return yards	98	Dwayne Harris	9/30 vs. Cle.
Longest punt	60	Johnny Townsend	11/18 at Ari.
Punts inside 20	2	Johnny Townsend	11/1 at SF



OPPONENT SEASON HIGHS

TEAM

<u>Statistic</u>	<u>High</u>	<u>Date/Opp.</u>
Points	42	Last; 10/28 vs. Ind.
Points in a quarter	21 (fourth)	10/28 vs. Ind.
Points in a half	29 (second)	10/28 vs. Ind.
Offensive plays	74	9/30 vs. Cle.
Yards per play	9.6	9/23 at Mia.
First downs	28	10/28 vs. Ind.
Third down %	69	Last; 10/28 vs. Ind.
Total net yards	487	9/30 vs. Cle.
Net rushing yards	242	11/25 at Bal.
Rushing attempts	43	11/25 at Bal.
Rushing average	6.7	9/30 vs. Cle.
Net passing yards	339	10/7 at LAC
Completions	23	12/2 vs. KC
Passing attempts	41	9/30 vs. Cle.
Completion %	81.5	10/7 at LAC
Time of possession	36:30	10/28 vs. Ind.
Gross punting	58.5	9/10 vs. LAR
Net punting	53.5	9/10 vs. LAR

INDIVIDUAL

<u>Statistic</u>	<u>High</u>	<u>Player</u>	<u>Date/Opp.</u>
Points	17	Greg Zuerlein	9/10 vs. LAR
Touchdowns	2; three times	Last; Larry Fitzgerald	11/18 at Ari.
Field goals	4	Greg Zuerlein	9/10 vs. LAR
Field goal attempts	5	Greg Zuerlein	9/10 vs. LAR
Longest field goal	55	Greg Zuerlein	9/10 vs. LAR
Longest FG attempt	55	Greg Zuerlein	9/10 vs. LAR
Rushing attempts	25	Marlon Mack	10/28 vs. Ind.
Rushing yards	137	David Johnson	11/18 at Ari.
Rushing average	35.0	Nick Chubb	9/30 vs. Cle.
Rushing long	63t	Nick Chubb	9/30 vs. Cle.
Rushing touchdowns	2; two times	Last; Marlon Mack	10/28 vs. Ind.
Completions	23	Patrick Mahomes	12/2 vs. KC
Attempts	41	Baker Mayfield	9/30 vs. Cle.
Completion %	81.5	Philip Rivers	10/7 at LAC
Passing yards	339	Philip Rivers	10/7 at LAC
Passing touchdowns	4	Patrick Mahomes	12/2 vs. KC
Passing long	74; two times	Last; Lamar Jackson	11/25 at Bal.
Yards per attempt	12.6	Ryan Tannehill	9/23 at Mia.
Receptions	12	Travis Kelce	12/2 vs. KC
Receiving yards	168	Travis Kelce	12/2 vs. KC
Receiving long	74	Albert Wilson	9/23 at Mia.
Rec. touchdowns	2; three times	Last; Travis Kelce	12/2 vs. KC
Tackles	15	Kiko Alonso	9/23 at Mia.
Sacks	3	Matthew Judon	11/25 at Bal.
Interceptions	2	Xavien Howard	9/23 at Mia.
Int. return yards	50; two times	Last; Damarious Randall	9/30 vs. Cle.
Kickoff returns	4; three times	Last; Tremon Smith	12/2 vs. KC
Kickoff return yards	105	Jakeem Grant	9/23 at Mia.
Punt returns	4; three times	Last; Cyrus Jones	11/25 at Bal.
Punt return yards	79	Cyrus Jones	11/25 at Bal.
Longest punt	66	Marquette King	9/16 at Den.
Punts inside 20	3; two times	Last; Donnie Jones	10/7 at LAC



BIG PLAYS - RAIDERS

<u>Yards</u>	<u>Description</u>	<u>Date/Opp.</u>	<u>Outcome</u>
66	Jordy Nelson reception from Derek Carr	9/23 at Mia.	L, 28-20
61	Jordy Nelson reception from Derek Carr	9/23 at Mia.	L, 28-20
52	Marshawn Lynch rush	9/30 vs. Cle.	W, 45-42
47	Martavis Bryant reception from Derek Carr	10/7 at LAC	L, 26-10
45	Jared Cook reception from Derek Carr	9/10 vs. LAR	L, 33-13
44	Seth Roberts reception from Derek Carr	11/25 at Bal.	L, 34-17
42	Johnny Townsend rush	11/11 vs. LAC	L, 20-6
36	Amari Cooper reception from Derek Carr	9/30 vs. Cle.	W, 45-42
32	Marcell Ateman reception from Derek Carr	11/18 at Ari.	W, 23-21
32	Jalen Richard reception from Derek Carr	10/7 at LAC	L, 26-10
32	Jared Cook reception from Derek Carr	9/10 vs. LAR	L, 33-13
31	Jared Cook reception from Derek Carr	11/11 vs. LAC	L, 20-6
31t	Seth Roberts touchdown reception from Derek Carr	10/28 vs. Ind.	L, 42-28
31	Amari Cooper reception from Derek Carr	9/30 vs. Cle.	W, 45-42
30	Jalen Richard rush	12/2 vs. KC	L, 40-33
30	Lee Smith reception from Derek Carr	11/25 at Bal.	L, 34-17
30	Jared Cook reception from Derek Carr	10/28 vs. Ind.	L, 42-28
30	Amari Cooper reception from Derek Carr	9/16 at Den.	L, 20-19
29	Jared Cook reception from Derek Carr	12/2 vs. KC	L, 40-33
29	Doug Martin rush	10/28 vs. Ind.	L, 42-28
29	Jordy Nelson reception from Derek Carr	10/7 at LAC	L, 26-10
28	Martavis Bryant reception from Derek Carr	9/30 vs. Cle.	W, 45-42
28	Jared Cook reception from Derek Carr	9/10 vs. LAR	L, 33-13
27	Jared Cook reception from Derek Carr	9/10 vs. LAR	L, 33-13
26	Martavis Bryant reception from Derek Carr	9/30 vs. Cle.	W, 45-42
25	Jalen Richard reception from Derek Carr	11/1 at SF	L, 34-3
25t	Jared Cook touchdown reception from Derek Carr	10/28 vs. Ind.	L, 42-28
24t	Jared Cook touchdown reception from Derek Carr	12/2 vs. KC	L, 40-33
24	Jordy Nelson reception from Derek Carr	12/2 vs. KC	L, 40-33
24	Jalen Richard rush	11/18 at Ari.	W, 23-21
24	Brandon LaFell reception from Derek Carr	11/18 at Ari.	W, 23-21
24	Jared Cook reception from Derek Carr	9/30 vs. Cle.	W, 45-42
23	Jalen Richard rush	12/2 vs. KC	L, 40-33
23t	Jared Cook touchdown reception from Derek Carr	11/18 at Ari.	W, 23-21
23	Doug Martin reception from Derek Carr	11/11 vs. LAC	L, 20-6
23	Martavis Bryant reception from Derek Carr	11/1 at SF	L, 34-3
23	Martavis Bryant reception from Derek Carr	10/7 at LAC	L, 26-10
23	Jordy Nelson reception from Derek Carr	9/16 at Den.	L, 20-19
21	Jalen Richard reception from Derek Carr	10/14 vs. Sea.	L, 27-3
20	Jared Cook reception from Derek Carr	12/2 vs. KC	L, 40-33
20	Jordy Nelson reception from Derek Carr	12/2 vs. KC	L, 40-33
20	Seth Roberts reception from Derek Carr	11/18 at Ari.	W, 23-21
20	Jalen Richard reception from Derek Carr	11/11 vs. LAC	L, 20-6
20	Doug Martin reception from Derek Carr	11/1 at SF	L, 34-3
20	Seth Roberts reception from Derek Carr	10/7 at LAC	L, 26-10
20	Jared Cook reception from Derek Carr	9/16 at Den.	L, 20-19
20	Amari Cooper reception from Derek Carr	9/16 at Den.	L, 20-19
20t	Seth Roberts touchdown reception from Derek Carr	9/16 at Den.	L, 20-19



BIG PLAYS - OPPONENTS

<u>Yards</u>	<u>Description</u>	<u>Date/Opp.</u>	<u>Outcome</u>
74	Mark Andrews reception from Lamar Jackson	11/25 at Bal.	L, 34-17
74t	Albert Wilson touchdown reception from Ryan Tannehill	9/23 at Mia.	L, 28-20
71	George Kittle reception from Nick Mullens	11/1 at SF	L, 34-3
66t	Melvin Gordon reception from Philip Rivers	11/11 vs. LAC	L, 20-6
63t	Nick Chubb touchdown rush	9/30 vs. Cle.	W, 45-42
59t	Christian Kirk touchdown reception from Josh Rosen	11/18 at Ari.	W, 23-21
59	Antonio Callaway reception from Baker Mayfield	9/30 vs. Cle.	W, 45-42
53	David Johnson rush	11/18 at Ari.	W, 23-21
53	Richie James reception from Nick Mullens	11/1 at SF	L, 34-3
53	Phillip Lindsay rush	9/16 at Den.	L, 20-19
52t	Raheem Mostert touchdown rush	11/1 at SF	L, 34-3
52t	Jakeem Grant touchdown reception from Albert Wilson	9/23 at Mia.	L, 28-20
49	Marlon Mack rush	10/28 vs. Ind.	L, 42-28
49t	Darren Fells touchdown reception from Baker Mayfield	9/30 vs. Cle.	W, 45-42
48	Tyrrell Williams reception from Philip Rivers	10/7 at LAC	L, 26-10
44t	Austin Ekeler touchdown reception from Philip Rivers	10/7 at LAC	L, 26-10
42	Doug Baldwin reception from Russell Wilson	10/14 vs. Sea.	L, 27-3
41t	Nick Chubb touchdown rush	9/30 vs. Cle.	W, 45-42
39	Lamar Jackson rush	11/25 at Bal.	L, 34-17
38	Demarcus Robinson reception from Patrick Mahomes	12/2 vs. KC	L, 40-33
36	DeVante Parker reception from Ryan Tannehill	9/23 at Mia.	L, 28-20
34	T.Y. Hilton reception from Andrew Luck	10/28 vs. Ind.	L, 42-28
34	Melvin Gordon reception from Philip Rivers	10/7 at LAC	L, 26-10
34t	Kenny Stills touchdown reception from Ryan Tannehill	9/23 at Mia.	L, 28-20
33	Tyreek Hill rush	12/2 vs. KC	L, 40-33
31	Tyrell Williams reception Philip Rivers	11/11 vs. LAC	L, 20-6
30	Brandin Cooks reception from Jared Goff	9/10 vs. LAR	L, 33-13
28	Travis Kelce reception from Patrick Mahomes	12/2 vs. KC	L, 40-33
28	David Moore reception from Russell Wilson	10/14 vs. Sea.	L, 27-3
26t	Mo Alie-Cox touchdown reception from Andrew Luck	10/28 vs. Ind.	L, 42-28
26	Mike Williams reception from Philip Rivers	10/7 at LAC	L, 26-10
26	Tim Patrick reception from Case Keenum	9/16 at Den.	L, 20-19
25	Travis Kelce reception from Patrick Mahomes	12/2 vs. KC	L, 40-33
25	Chris Conley reception from Patrick Mahomes	12/2 vs. KC	L, 40-33
25	John Brown reception from Lamar Jackson	11/25 at Bal.	L, 34-17
25	Pierre Garcon reception from Nick Mullens	11/1 at SF	L, 34-3
24t	Pierre Garcon touchdown reception from Nick Mullens	11/1 at SF	L, 34-3
24	Rashaad Penny reception from Russell Wilson	10/14 vs. Sea.	L, 27-3
23	Virgil Green reception from Philip Rivers	11/11 vs. LAC	L, 20-6
23	Tyrone Swoopes reception from Russell Wilson	10/14 vs. Sea.	L, 27-3
23	Doug Baldwin reception from Russell Wilson	10/14 vs. Sea.	L, 27-3
23	Rashard Higgins reception from Baker Mayfield	9/30 vs. Cle.	W, 45-42
23	Emmanuel Sanders reception from Case Keenum	9/16 at Den.	L, 20-19
23	Brandin Cooks reception from Jared Goff	9/10 vs. LAR	L, 33-13
23	Todd Gurley rush	9/10 vs. LAR	L, 33-13
22	Jake Butt reception from Case Keenum	9/16 at Den.	L, 20-19
21	Chris Carson rush	10/14 vs. Sea.	L, 27-3
21	Rashard Higgins reception from Baker Mayfield	9/30 vs. Cle.	W, 45-42
21	Kenny Stills reception from Ryan Tannehill	9/23 at Mia.	L, 28-20
21	Emmanuel Sanders reception from Case Keenum	9/16 at Den.	L, 20-19
21	Emmanuel Sanders reception from Case Keenum	9/16 at Den.	L, 20-19
20t	Eric Ebron touchdown reception from Andrew Luck	10/28 vs. Ind.	L, 42-28
20	Emmanuel Sanders reception from Case Keenum	9/16 at Den.	L, 20-19
20	Robert Woods reception from Jared Goff	9/10 vs. LAR	L, 33-13



LONGEST RETURNS

RAIDERS

Date/Opp.	Type	Yards	Player	Result of ensuing possession
9/23 at Mia.	Kickoff	21	Dwayne Harris	Field Goal
9/30 vs. Cle.	Punt	49	Dwayne Harris	Field Goal
10/7 at LAC	Kickoff	22	Dwayne Harris	Punt
10/7 at LAC	Kickoff	22	Dwayne Harris	Touchdown
10/28 vs. Ind.	Kickoff	28	Dwayne Harris	End of Half
11/1 at SF	Kickoff	23	Dwayne Harris	Punt
11/1 at SF	Kickoff	28	Dwayne Harris	Punt
11/11 vs. LAC	Kickoff	25	Dwayne Harris	Punt
11/11 vs. LAC	Kickoff	20	Dwayne Harris	End of Half
11/18 at Ari.	Kickoff	28	Dwayne Harris	Punt
11/18 at Ari.	Kickoff	25	Dwayne Harris	Punt
11/25 at Bal.	Kickoff	21	Dwayne Harris	Touchdown
11/25 at Bal.	Kickoff	23	Dwayne Harris	Punt
12/2 vs. KC	Kickoff	23	Dwayne Harris	Fumble
12/2 vs. KC	Kickoff	31	Dwayne Harris	Touchdown

Number of 20-plus-yard returns: 15

Number of 40-plus-yard returns: 1

OPPONENTS

Date/Opp.	Type	Yards	Player	Result of ensuing possession
9/10 vs. LAR	Kickoff	26	Pharoh Cooper	Punt
9/10 vs. LAR	Kickoff	25	Pharoh Cooper	Field Goal
9/10 vs. LAR	Kickoff	24	Pharoh Cooper	Missed Field Goal
9/23 at Mia.	Kickoff	29	Jakeem Grant	Punt
9/23 at Mia.	Kickoff	26	Jakeem Grant	End of Half
9/30 vs. Cle.	Kickoff	24	Antonio Callaway	Touchdown
10/7 at LAC	Kickoff	35	Desmond King II	Field Goal
11/18 at Ari.	Kickoff	32	T.J. Logan	Touchdown
11/25 at Bal.	Kickoff	33	Cyrus Jones	Field Goal
11/25 at Bal.	Punt	24	Cyrus Jones	Punt
11/25 at Bal.	Punt	70t	Cyrus Jones	Touchdown
11/25 at Bal.	Kickoff	29	Cyrus Jones	Touchdown
12/2 vs. KC	Kickoff	43	Tremon Smith	Touchdown

Number of 20-plus-yard returns: 13

Number of 40-plus-yard returns: 1



TAKEAWAYS

RAIDERS TAKEAWAYS

Date/Opp.	Qtr.	Score	Turnover	Result of ensuing possession
9/16 at Den.	2	6-0, Oak.	Rashaan Melvin interception (Case Keenum pass)	Punt
9/30 vs. Cle.	1	0-0	Gareon Conley interception for a touchdown (Baker Mayfield pass)	Touchdown
9/30 vs. Cle.	3	28-14, Cle.	Maurice Hurst forced fumble, recovered by Johnathan Hankins	Touchdown
9/30 vs. Cle.	4	28-24, Cle.	Johnathan Hankins fumble recovery	Touchdown
9/30 vs. Cle.	OT	42-42	Reggie Nelson interception (Baker Mayfield pass)	Field Goal
10/14 vs. Sea.	3	20-0	Daryl Worley interception (Russell Wilson pass)	Punt
11/11 vs. LAC	3	17-3, LAC	Marcus Gilchrist interception (Philip Rivers pass)	Punt
11/18 at Ari.	1	0-0	Gareon Conley interception (Josh Rosen pass)	Touchdown
11/18 at Ari.	2	14-7, Ari.	Karl Joseph interception (Josh Rosen pass)	Punt
11/25 at Bal.	2	13-7, Bal.	Reggie Nelson interception (Lamar Jackson pass)	Field Goal
11/25 at Bal.	2	13-10, Bal.	Marcus Gilchrist interception (Lamar Jackson pass)	End of Half
12/2 vs. KC	1	0-0	Tahir Whitehead forced fumble, recovered by Nick Nelson	Punt

Notes: 12 takeaway resulting in 34 points

OPPONENTS TAKEAWAYS

Date/Opp.	Qtr.	Score	Turnover	Result of ensuing possession
9/10 vs. LAR	2	10-7, Oak.	John Johnson III interception (Derek Carr pass)	Field Goal
9/10 vs. LAR	4	23-13, LAR	Cory Littleton interception (Derek Carr pass)	Field Goal
9/10 vs. LAR	4	26-13, LAR	Marcus Peters interception (Derek Carr pass)	Touchdown
9/23 at Mia.	1	7-0, Oak.	Xavien Howard interception (Derek Carr pass)	Punt
9/23 at Mia.	4	21-17, Mia.	Xavien Howard interception (Derek Carr pass)	Touchdown
9/30 vs. Cle.	2	17-14, Cle.	EJ Gaines interception (Derek Carr pass)	End of Half
9/30 vs. Cle.	3	20-14, Cle.	Damarius Randall interception (Derek Carr pass)	Touchdown
10/7 at LAC	2	10-3, LAC	Jatavis Brown forced fumble and recovery	Touchdown
10/7 at LAC	3	20-3, LAC	Melvin Ingram interception (Derek Carr pass)	Touchdown
10/14 vs. Sea.	1	7-0, Sea.	Frank Clark forced fumble and Jarran Reed recovery	Touchdown
10/14 vs. Sea.	3	17-0, Sea.	Frank Clark forced fumble and Jacob Martin recovery	Field Goal
10/28 vs. Ind.	4	35-28, Oak.	Darius Leonard forced fumble and Mike Adams recovery	Touchdown
11/11 vs. LAC	2	3-0, Oak.	Melvin Ingram forced fumble and Corey Liuget recovery	Field Goal
11/25 at Bal.	4	27-17, Bal.	Matthew Judon forced fumble and recovery	Touchdown
12/2 vs. KC	1	7-0, KC	Allen Bailey forced fumble, recovered by Justin Houston	Field Goal
12/2 vs. KC	2	10-0, KC	Jarvis Jenkins forced fumble, recovered by Dorian O'Daniel	Field Goal
12/2 vs. KC	3	26-16, KC	Kendall Fuller forced fumble, recovered by Daniel Sorensen	Touchdown

Notes: 17 takeaways resulting in 82 points



TURNOVER BREAKDOWN

RAIDERS GAME-BY-GAME TURNOVER BREAKDOWN

Date/Opp.	Takeaways	Giveaways	Game Differential	Result	Season Differential
9/10 vs. LAR	0	3	-3	L, 33-13	-3
9/16 at Den.	1	0	1	L, 20-19	-2
9/23 at Mia.	0	2	-2	L, 28-20	-4
9/30 vs. Cle.	4	2	2	W, 45-42	-2
10/7 at LAC	0	2	-2	L, 26-10	-4
10/14 vs. Sea.	1	2	-1	L, 27-3	-5
10/28 vs. Ind.	0	1	-1	L, 42-28	-6
11/1 at SF	0	0	0	L, 34-3	-6
11/11 vs. LAC	1	1	0	L, 20-6	-6
11/18 at Ari.	2	0	2	W, 23-21	-4
11/25 at Bal.	2	1	1	L, 34-17	-3
12/2 vs. KC	1	3	-2	L, 40-33	-5
12/9 vs. Pit.					
12/16 at Cin.					
12/24 vs. Den.					
12/30 at KC					
Totals	12	17		2-10	-5





RED ZONE EFFICIENCY

RAIDERS

Date/Opp.	Possessions	Scores	Touchdowns	Field Goals	Touchdown %	Red Zone Points
9/10 vs. LAR	2	2	1	1	50.0	10
9/16 at Den.	2	2	1	1	50.0	10
9/23 at Mia.	5	3	2	1	40.0	17
9/30 vs. Cle.	7	6	4	2	57.1	35
10/7 at LAC	3	2	1	1	33.3	10
10/14 vs. Sea.	1	1	0	1	0.0	3
10/28 vs. Ind.	2	2	2	0	100.0	14
11/1 at SF	1	1	0	1	0.0	3
11/11 vs. LAC	3	1	0	1	0.0	3
11/18 at Ari.	3	3	1	2	33.3	13
11/25 at Bal.	2	2	2	0	100.0	14
12/2 vs. KC	4	4	4	0	100.0	27
12/9 vs. Pit.						
12/16 at Cin.						
12/24 vs. Den.						
12/30 at KC						
Totals	35	29	18	11	51.4	159

OPPONENTS

Date/Opp.	Possessions	Scores	Touchdowns	Field Goals	Touchdown %	Red Zone Points
9/10 vs. LAR	5	5	2	3	40.0	23
9/16 at Den.	4	3	2	1	50.0	17
9/23 at Mia.	1	1	1	0	100.0	7
9/30 vs. Cle.	4	4	2	2	50.0	21
10/7 at LAC	4	3	2	1	50.0	17
10/14 vs. Sea.	5	4	3	1	60.0	24
10/28 vs. Ind.	5	5	3	2	60.0	27
11/1 at SF	4	4	2	2	50.0	20
11/11 vs. LAC	3	3	1	2	33.3	13
11/18 at Ari.	2	2	2	0	100.0	14
11/25 at Bal.	4	3	2	1	50.0	17
12/2 vs. KC	6	6	5	1	83.3	37
12/9 vs. Pit.						
12/16 at Cin.						
12/24 vs. Den.						
12/30 at KC						
Totals	47	43	27	16	57.4	237



ON-SIDE KICKS

RAIDERS

<u>Date/Opp.</u>	<u>Quarter</u>	<u>Score</u>	<u>Kicker</u>	<u>Recovered by</u>	<u>Yard line recovered at</u>
9/10 vs. LAR	-----	-----	-----	-----	-----
9/16 at Den.	-----	-----	-----	-----	-----
9/23 at Mia.	4	28-20, Mia.	Mike Nugent	Albert Wilson	Oak. 47
9/30 vs. Cle.	-----	-----	-----	-----	-----
10/7 at LAC	4	26-10, LAC	Matt McCrane	Keenan Allen	Oak. 48
10/14 vs. Sea.	-----	-----	-----	-----	-----
10/28 vs. Ind.	-----	-----	-----	-----	-----
11/1 at SF	-----	-----	-----	-----	-----
11/11 vs. LAC	-----	-----	-----	-----	-----
11/18 at Ari.	-----	-----	-----	-----	-----
11/25 at Bal.	-----	-----	-----	-----	-----
12/2 vs. KC	4	40-33, KC	Daniel Carlson	Chris Conley	Oak. 37
12/9 vs. Pit.					
12/16 at Cin.					
12/24 vs. Den.					
12/30 at KC					

Notes: Raiders are 0-for-3.

OPPONENTS

<u>Date/Opp.</u>	<u>Quarter</u>	<u>Score</u>	<u>Kicker</u>	<u>Recovered by</u>	<u>Yard line recovered at</u>
9/10 vs. LAR	-----	-----	-----	-----	-----
9/16 at Den.	-----	-----	-----	-----	-----
9/23 at Mia.	-----	-----	-----	-----	-----
9/30 vs. Cle.	-----	-----	-----	-----	-----
10/7 at LAC	-----	-----	-----	-----	-----
10/14 vs. Sea.	-----	-----	-----	-----	-----
10/28 vs. Ind.	-----	-----	-----	-----	-----
11/1 at SF	-----	-----	-----	-----	-----
11/11 LAC	-----	-----	-----	-----	-----
11/18 at Ari.	-----	-----	-----	-----	-----
11/25 at Bal.	-----	-----	-----	-----	-----
12/2 vs. KC	-----	-----	-----	-----	-----
12/9 vs. Pit.					
12/16 at Cin.					
12/24 vs. Den.					
12/30 at KC					

Notes:



BLOCKED KICKS

RAIDERS

<u>Date/Opp.</u>	<u>Quarter</u>	<u>Score</u>	<u>Type</u>	<u>Blocked by</u>	<u>Recovered by</u>
9/10 vs. LAR	-----	-----	-----	-----	-----
9/16 at Den.	-----	-----	-----	-----	-----
9/23 at Mia.	-----	-----	-----	-----	-----
9/30 vs. Cle.	-----	-----	-----	-----	-----
10/7 at LAC	-----	-----	-----	-----	-----
10/14 vs. Sea.	-----	-----	-----	-----	-----
10/28 vs. Ind.	-----	-----	-----	-----	-----
11/1 at SF	-----	-----	-----	-----	-----
11/11 vs. LAC	-----	-----	-----	-----	-----
11/18 at Ari.	-----	-----	-----	-----	-----
11/25 at Bal.	-----	-----	-----	-----	-----
12/2 vs. KC	2	19-7, KC	PAT	Arden Key	-----
12/9 vs. Pit.					
12/16 at Cin.					
12/24 vs. Den.					
12/30 at KC					

Notes: Raiders blocked one PAT this season.

OPPONENTS

<u>Date/Opp.</u>	<u>Quarter</u>	<u>Score</u>	<u>Type</u>	<u>Blocked by</u>	<u>Recovered by</u>
9/10 vs. LAR	-----	-----	-----	-----	-----
9/16 at Den.	2	12-0, Oak.	PAT	Shaquil Barrett	-----
9/23 at Mia.	-----	-----	-----	-----	-----
9/30 vs. Cle.	-----	-----	-----	-----	-----
10/7 at LAC	-----	-----	-----	-----	-----
10/14 vs. Sea.	-----	-----	-----	-----	-----
10/28 vs. Ind.	-----	-----	-----	-----	-----
11/1 at SF	-----	-----	-----	-----	-----
11/11 vs. LAC	-----	-----	-----	-----	-----
11/18 at Ari.	-----	-----	-----	-----	-----
11/25 at Bal.	-----	-----	-----	-----	-----
12/2 vs. KC	-----	-----	-----	-----	-----
12/9 vs. Pit.					
12/16 at Cin.					
12/24 vs. Den.					
12/30 at KC					

Notes: Opponents blocked one PAT this season.



Two-Point Conversions

RAIDERS

<u>Date/Opp.</u>	<u>Quarter</u>	<u>Score before try</u>	<u>Result</u>	<u>Play</u>
9/10 vs. LAR	-----	-----	-----	-----
9/16 at Den.	-----	-----	-----	-----
9/23 at Mia.	-----	-----	-----	-----
9/30 vs. Cle.	4	42-40, Cle.	Converted	Derek Carr pass to Jordy Nelson
10/7 at LAC	-----	-----	-----	-----
10/14 vs. Sea.	-----	-----	-----	-----
10/28 vs. Ind.	-----	-----	-----	-----
11/1 at SF	-----	-----	-----	-----
11/11 vs. LAC	-----	-----	-----	-----
11/18 at Ari.	-----	-----	-----	-----
11/25 at Bal.	-----	-----	-----	-----
12/2 vs. KC	3	26-16, KC	Failed	Jalen Richard Rush
12/9 vs. Pit.				
12/16 at Cin.				
12/24 vs. Den.				
12/30 at KC				

Notes: Raiders are 1-for-2 this season when going for two.

OPPONENTS

<u>Date/Opp.</u>	<u>Quarter</u>	<u>Score before try</u>	<u>Result</u>	<u>Play</u>
9/10 vs. LAR	-----	-----	-----	-----
9/16 at Den.	-----	-----	-----	-----
9/23 at Mia.	-----	-----	-----	-----
9/30 vs. Cle.	2	9-7, Cle.	Failed	Baker Mayfield pass to Antonio Callaway
	2	15-7, Cle.	Converted	Duke Johnson rush
	3	26-14, Cle.	Converted	Duke Johnson rush
10/7 at LAC	-----	-----	-----	-----
10/14 vs. Sea.	-----	-----	-----	-----
10/28 vs. Ind.	3	21-19, Oak.	Converted	Andrew Luck pass to Chester Rogers
11/1 at SF	-----	-----	-----	-----
11/11 vs. LAC	-----	-----	-----	-----
11/18 at Ari.	-----	-----	-----	-----
11/25 at Bal.	-----	-----	-----	-----
12/2 vs. KC	-----	-----	-----	-----
12/9 vs. Pit.				
12/16 at Cin.				
12/24 vs. Den.				
12/30 at KC				

Notes: Opponents are 3-for-4 this season when going for two.



POINTS BREAKDOWN

RAIDERS

Date/Opp.	First Quarter	Second Quarter	First Half	Third Quarter	Fourth Quarter/OT	Second Half	Total
9/10 at Ten.	7	6	13	0	0	0	13
9/16 at Den.	3	9	12	7	0	7	19
9/23 at Mia.	7	3	10	7	3	10	20
9/30 vs. Cle.	7	7	14	7	24	31	45
10/7 at LAC	0	3	3	0	7	7	10
10/14 vs. Sea.	0	0	0	0	3	3	3
10/28 vs. Ind.	0	14	14	14	0	14	28
11/1 at SF	3	0	3	0	0	0	3
11/11 vs. LAC	3	0	3	0	3	3	6
11/18 at Ari.	7	7	14	6	3	9	23
11/25 at Bal.	7	3	10	7	0	7	17
12/2 vs. KC	0	7	7	9	17	26	33
12/9 vs. Pit.							
12/16 at Cin.							
12/24 vs. Den.							
12/30 at KC							
Totals	44	59	103	57	60	117	220

OPPONENTS

Date/Opp.	First Quarter	Second Quarter	First Half	Third Quarter	Fourth Quarter/OT	Second Half	Total
9/10 at Ten.	7	3	10	10	13	23	33
9/16 at Den.	0	0	0	10	10	20	20
9/23 at Mia.	0	7	7	7	14	21	28
9/30 vs. Cle.	3	14	17	11	14	25	42
10/7 at LAC	3	14	17	3	6	9	26
10/14 vs. Sea.	7	10	17	3	7	10	27
10/28 vs. Ind.	10	3	13	8	21	29	42
11/1 at SF	7	10	17	14	3	17	34
11/11 vs. LAC	0	10	10	7	3	10	20
11/18 at Ari.	14	0	14	0	7	7	21
11/25 at Bal.	3	10	13	7	14	21	34
12/2 vs. KC	10	9	19	14	7	21	40
12/9 vs. Pit.							
12/16 at Cin.							
12/24 vs. Den.							
12/30 at KC							
Totals	64	90	154	94	119	213	367



REPLAY CHALLENGES

RAIDERS

<u>Date/Opp.</u>	<u>Quarter</u>	<u>Score</u>	<u>Initial Ruling</u>	<u>Final Ruling</u>
9/16 at Den.	3	19-7, Oak.	Courtland Sutton 42-yard reception	Reversed
9/30 vs. Cle.	2	17-14, Cle.	Jarvis Landry 9-yard reception	Upheld
10/28 vs. Ind.	3	14-13, Oak.	Derek Carr rush for no gain	Reversed
11/25 at Bal.	2	7-3, Oak.	Derek Carr pass incomplete to Marcell Ateman	Upheld

Notes: Raiders are 2-for-4.

OPPONENTS

<u>Date/Opp.</u>	<u>Quarter</u>	<u>Score</u>	<u>Initial Ruling</u>	<u>Final Ruling</u>
9/16 at Den.	3	19-7, Oak.	Case Keenum incomplete pass to Courtland Sutton	Upheld
9/16 at Den.	4	19-17, Oak.	Martavis Bryant 6-yard reception for first down	Reversed
9/30 vs. Cle.	3	26-14, Cle.	Duke Johnson short of goal on two-point conversion	Reversed
10/14 vs. Sea.	4	27-0, Sea.	Seth Roberts 2-yard reception	Upheld

Notes: Opponents are 2-for-4.

REPLAY OFFICIAL

<u>Date/Opp.</u>	<u>Quarter</u>	<u>Score</u>	<u>Initial Ruling</u>	<u>Final Ruling</u>
9/16 at Den.	3	12-0, Oak.	Tim Patrick reception for four yards	Reversed
9/16 at Den.	4	19-10, Oak.	Case Keenum 1-yard rushing touchdown	Upheld
9/23 at Mia.	3	10-7, Oak.	Jared Cook 4-yard touchdown reception	Reversed
9/30 vs. Cle.	4	34-28, Oak.	Antonio Callaway fumble	Reversed
9/30 vs. Cle.	4	42-34, Cle.	Carlos Hyde short of first down	Reversed
9/20 vs. Cle.	OT	42-42	Seth Roberts reception for 10-yards	Reversed
10/14 vs. Sea.	2	14-0, Sea.	Derek Carr short of the goal line	Upheld
10/28 vs. Ind.	2	10-7, Ind.	Derek Carr 25-yard touchdown pass	Upheld
11/18 at Ari.	1	0-0	Gareon Conley 28-yard interception return	Upheld
11/25 at Bal.	1	0-0	Doug Martin fumble	Reversed
12/2 vs. KC	3	26-16, KC	Travis Kelce 41-yard touchdown	Reversed

Notes: 11 replayed, seven reversed call.

Los Angeles Rams vs Oakland Raiders
9/10/2018 at Oakland-Alameda County Coliseum

Ball Possession And Drive Chart

Los Angeles Rams

#	Time Recd	Time Lost	Time Poss	How Ball Obtained	Drive Began	# Play	Yds Gain	Yds Pen	Net Yds	1st Down	Last Scrm	How Given Up
1	10:23	8:34	1:49	Kickoff	LA 25	3	8	0	8	0	LA 33	Punt
2	6:07	4:53	1:14	Punt	50	4	50	0	50	3	* OAK 19	Touchdown
3	12:31	9:26	3:05	Kickoff	LA 19	7	16	37	53	3	OAK 28	Missed FG
4	4:51	2:40	2:11	Interception	LA 20	7	25	53	78	3	* OAK 2	Field Goal
5	0:10	0:00	0:10	Kickoff	LA 25	1	-1	0	-1	0	LA 25	End of Half
6	15:00	9:04	5:56	Kickoff	LA 30	10	60	0	60	3	* OAK 10	Field Goal
7	7:17	3:53	3:24	Punt	LA 18	5	29	-10	19	1	LA 37	Punt
8	1:42	0:00	1:42	Punt	LA 42	4	58	0	58	3	* OAK 8	Touchdown
9	13:34	9:19	4:15	Punt	LA 12	11	51	0	51	3	OAK 37	Field Goal
10	7:58	3:15	4:43	Interception	LA 29	13	69	0	69	4	* OAK 2	Field Goal

(270) Average LA 27

Oakland Raiders

#	Time Recd	Time Lost	Time Poss	How Ball Obtained	Drive Began	# Play	Yds Gain	Yds Pen	Net Yds	1st Down	Last Scrm	How Given Up
1	15:00	10:23	4:37	Kickoff	OAK 25	7	75	0	75	4	* LA 10	Touchdown
2	8:34	6:07	2:27	Punt	OAK 15	3	-3	-5	-8	0	OAK 7	Punt
3	4:53	12:31	7:22	Kickoff	OAK 25	12	79	-10	69	4	* LA 6	Field Goal
4	9:26	4:51	4:35	Missed FG	OAK 36	8	43	0	43	3	LA 21	Interception
5	2:40	0:10	2:30	Kickoff	OAK 25	11	60	-15	45	3	LA 30	Field Goal
6	9:04	7:17	1:47	Kickoff	OAK 25	5	12	0	12	1	OAK 37	Punt
7	3:53	1:42	2:11	Punt	OAK 8	3	5	0	5	0	OAK 13	Punt
8	15:00	13:34	1:26	Kickoff	OAK 25	3	5	5	10	1	OAK 35	Punt
9	9:19	7:58	1:21	Kickoff	OAK 25	4	35	0	35	1	LA 40	Interception
10	3:15	1:59	1:16	Kickoff	OAK 25	4	22	0	22	1	OAK 47	Interception
11	1:59	0:00	1:59	Kickoff	OAK 25	6	62	-10	52	2	LA 31	End of Game

(259) Average OAK 24

* inside opponent's 20

Time of Possession by Quarter

Visitor	Los Angeles Rams	1st	2nd	3rd	4th	OT	Total
Visitor	Los Angeles Rams	3:03	5:26	11:02	8:58		28:29
Home	Oakland Raiders	11:57	9:34	3:58	6:02		31:31

Kickoff Drive No.-Start Average

Rams: 4 - LA 25 Raiders: 8 - OAK 25

Oakland Raiders vs Denver Broncos
9/16/2018 at Broncos Stadium at Mile High

Ball Possession And Drive Chart

Oakland Raiders

#	Time Recd	Time Lost	Time Poss	How Ball Obtained	Drive Began	# Play	Yds Gain	Yds Pen	Net Yds	1st Down	Last Scrm	How Given Up
1	15:00	9:33	5:27	Kickoff	OAK 25	9	62	5	67	3	* DEN 8	Field Goal
2	8:04	6:26	1:38	Punt	OAK 24	3	2	5	7	1	OAK 31	Punt
3	4:59	3:17	1:42	Punt	OAK 20	3	7	0	7	0	OAK 27	Punt
4	1:41	11:47	4:54	Punt	OAK 29	9	53	-10	43	3	DEN 28	Field Goal
5	9:32	7:32	2:00	Interception	OAK 16	3	8	0	8	0	OAK 24	Punt
6	5:26	0:35	4:51	Punt	OAK 25	10	70	5	75	5	* DEN 1	Touchdown
7	9:06	5:25	3:41	Kickoff	OAK 25	6	85	-10	75	4	DEN 20	Touchdown
8	2:43	13:06	4:37	Kickoff	OAK 25	10	42	0	42	2	DEN 33	Downs
9	5:58	1:58	4:00	Kickoff	OAK 25	8	31	-5	26	2	DEN 49	Punt
10	0:06	0:00	0:06	Kickoff	OAK 25	1	13	0	13	1	OAK 25	End of Game

(239) Average OAK 24

Denver Broncos

#	Time Recd	Time Lost	Time Poss	How Ball Obtained	Drive Began	# Play	Yds Gain	Yds Pen	Net Yds	1st Down	Last Scrm	How Given Up
1	9:33	8:04	1:29	Kickoff	DEN 25	3	5	0	5	0	DEN 30	Punt
2	6:26	4:59	1:27	Punt	DEN 25	3	9	0	9	0	DEN 34	Punt
3	3:17	1:41	1:36	Punt	DEN 18	3	9	0	9	0	DEN 27	Punt
4	11:47	9:32	2:15	Kickoff	DEN 25	5	57	0	57	1	* OAK 18	Interception
5	7:32	5:26	2:06	Punt	DEN 36	3	-2	0	-2	0	DEN 34	Punt
6	0:35	0:00	0:35	Kickoff	DEN 25	4	34	0	34	2	DEN 39	End of Half
7	15:00	9:06	5:54	Kickoff	DEN 25	11	70	5	75	6	* OAK 1	Touchdown
8	5:25	2:43	2:42	Kickoff	DEN 25	10	54	0	54	2	OAK 21	Field Goal
9	13:06	5:58	7:08	Downs	DEN 33	14	77	-10	67	5	* OAK 1	Touchdown
10	1:58	0:06	1:52	Punt	DEN 20	10	72	-10	62	4	* OAK 18	Field Goal

(257) Average DEN 26

* inside opponent's 20

Time of Possession by Quarter

		1st	2nd	3rd	4th	OT	Total
Visitor	Oakland Raiders	10:28	10:04	6:24	6:00		32:56
Home	Denver Broncos	4:32	4:56	8:36	9:00		27:04

Kickoff Drive No.-Start Average

Raiders: 5 - OAK 25

Broncos: 5 - DEN 25

Oakland Raiders vs Miami Dolphins
9/23/2018 at Hard Rock Stadium

Ball Possession And Drive Chart

Oakland Raiders

#	Time Recd	Time Lost	Time Poss	How Ball Obtained	Drive Began	# Play	Yds Gain	Yds Pen	Net Yds	1st Down	Last Scrm	How Given Up
1	15:00	13:34	1:26	Kickoff	OAK 25	4	75	0	75	2	* MIA 12	Touchdown
2	11:50	6:52	4:58	Punt	OAK 4	9	97	-2	95	2	* MIA 1	Downs
3	2:15	1:58	0:17	Punt	OAK 41	1	0	0	0	0	OAK 41	Interception
4	0:04	13:42	1:22	Punt	OAK 2	3	0	0	0	0	OAK 2	Punt
5	12:11	3:34	8:37	Kickoff	OAK 25	16	58	10	68	5	* MIA 7	Field Goal
6	0:52	0:00	0:52	Punt	OAK 10	2	-2	0	-2	0	OAK 9	End of Half
7	12:42	2:58	9:44	Punt	OAK 33	15	72	-5	67	6	* MIA 1	Touchdown
8	0:55	0:00	0:55	Kickoff	OAK 25	3	6	0	6	0	OAK 31	Punt
9	12:22	8:06	4:16	Punt	OAK 17	8	28	0	28	2	OAK 45	Punt
10	7:18	2:54	4:24	Kickoff	OAK 10	9	59	18	77	5	* MIA 13	Interception
11	2:00	0:20	1:40	Kickoff	OAK 25	6	41	0	41	3	MIA 34	Field Goal

(217) Average OAK 20

Miami Dolphins

#	Time Recd	Time Lost	Time Poss	How Ball Obtained	Drive Began	# Play	Yds Gain	Yds Pen	Net Yds	1st Down	Last Scrm	How Given Up
1	13:34	11:50	1:44	Kickoff	MIA 28	3	4	0	4	0	MIA 32	Punt
2	6:52	2:15	4:37	Downs	MIA 1	7	31	-1	30	2	MIA 31	Punt
3	1:58	0:04	1:54	Interception	MIA 43	3	4	-10	-6	0	MIA 37	Punt
4	13:42	12:11	1:31	Punt	OAK 35	3	35	0	35	1	OAK 34	Touchdown
5	3:34	0:52	2:42	Kickoff	MIA 24	6	52	-20	32	3	OAK 44	Punt
6	15:00	12:42	2:18	Kickoff	MIA 23	3	9	-10	-1	0	MIA 22	Punt
7	2:58	0:55	2:03	Kickoff	MIA 30	4	70	0	70	3	* OAK 18	Touchdown
8	15:00	12:22	2:38	Punt	MIA 15	5	19	5	24	1	MIA 39	Punt
9	8:06	7:18	0:48	Punt	MIA 30	2	70	0	70	2	MIA 48	Touchdown
10	2:54	2:00	0:54	Interception	MIA 20	2	80	0	80	1	MIA 26	Touchdown
11	0:20	0:00	0:20	Kickoff	OAK 42	1	-1	0	-1	0	OAK 42	End of Game

(337) Average MIA 31

* inside opponent's 20

Time of Possession by Quarter		1st	2nd	3rd	4th	OT	Total
Visitor	Oakland Raiders	6:45	10:47	10:39	10:20		38:31
Home	Miami Dolphins	8:15	4:13	4:21	4:40		21:29
Kickoff Drive No.-Start Average		Raiders: 5 - OAK 22		Dolphins: 4 - MIA 26			

Cleveland Browns vs Oakland Raiders
9/30/2018 at Oakland-Alameda County Coliseum

Ball Possession And Drive Chart

Cleveland Browns

#	Time Recd	Time Lost	Time Poss	How Ball Obtained	Drive Began	# Play	Yds Gain	Yds Pen	Net Yds	1st Down	Last Scrm	How Given Up
1	13:16	12:17	0:59	Punt	CLV 28	3	2	0	2	0	CLV 30	Punt
2	10:46	10:01	0:45	Punt	CLV 23	2	2	0	2	0	CLV 25	Interception
3	10:01	2:00	8:01	Kickoff	CLV 25	15	72	-4	68	5	* OAK 7	Field Goal
4	12:46	12:35	0:11	Missed FG	CLV 37	1	63	0	63	1	CLV 37	Touchdown
5	10:58	9:00	1:58	Punt	CLV 30	4	70	0	70	2	OAK 49	Touchdown
6	4:30	1:53	2:37	Kickoff	CLV 22	6	18	0	18	1	CLV 40	Punt
7	0:23	0:00	0:23	Interception	CLV 15	1	-1	0	-1	0	CLV 15	End of Half
8	15:00	9:22	5:38	Kickoff	CLV 25	11	65	0	65	3	* OAK 10	Field Goal
9	8:17	7:26	0:51	Interception	OAK 31	2	7	24	31	2	* OAK 2	Touchdown
10	5:50	5:45	0:05	Punt	CLV 11	1	-4	0	-4	0	CLV 11	Fumble
11	5:34	4:09	1:25	Kickoff	CLV 19	3	4	-5	-1	0	CLV 18	Punt
12	2:55	1:21	1:34	Punt	CLV 20	3	1	0	1	0	CLV 21	Punt
13	14:14	13:26	0:48	Kickoff	CLV 12	2	8	0	8	0	CLV 20	Fumble
14	12:46	12:12	0:34	Kickoff	CLV 25	3	0	0	0	0	CLV 25	Punt
15	10:46	8:07	2:39	Kickoff	CLV 23	7	77	0	77	3	* OAK 1	Touchdown
16	5:46	4:20	1:26	Punt	CLV 37	3	63	0	63	2	OAK 41	Touchdown
17	1:51	1:28	0:23	Downs	CLV 9	3	9	0	9	0	CLV 18	Punt
18	0:30	0:07	0:23	Kickoff	CLV 25	3	26	0	26	2	OAK 49	Interception
19	6:10	5:27	0:43	Missed FG	CLV 40	3	5	0	5	0	CLV 45	Punt

(495) Average CLV 26

Oakland Raiders

#	Time Recd	Time Lost	Time Poss	How Ball Obtained	Drive Began	# Play	Yds Gain	Yds Pen	Net Yds	1st Down	Last Scrm	How Given Up
1	15:00	13:16	1:44	Kickoff	OAK 25	3	9	0	9	0	OAK 34	Punt
2	12:17	10:46	1:31	Punt	OAK 23	3	6	0	6	0	OAK 29	Punt
3	2:00	12:46	4:14	Kickoff	OAK 25	9	46	0	46	2	CLV 29	Missed FG
4	12:35	10:58	1:37	Kickoff	OAK 25	3	7	-5	2	0	OAK 27	Punt
5	9:00	4:30	4:30	Kickoff	OAK 25	8	75	0	75	5	* CLV 8	Touchdown
6	1:53	0:23	1:30	Punt	OAK 18	6	47	0	47	3	CLV 35	Interception
7	9:22	8:17	1:05	Kickoff	OAK 25	3	24	0	24	1	OAK 49	Interception
8	7:26	5:50	1:36	Kickoff	OAK 25	5	15	0	15	1	OAK 40	Punt
9	5:45	5:34	0:11	Fumble	CLV 7	3	7	0	7	1	* CLV 7	Touchdown
10	4:09	2:55	1:14	Punt	OAK 42	3	8	0	8	0	50	Punt
11	1:21	14:14	2:07	Punt	OAK 31	6	53	5	58	1	* CLV 11	Field Goal
12	13:26	12:46	0:40	Fumble	CLV 20	2	20	0	20	1	* CLV 19	Touchdown
13	12:12	10:46	1:26	Punt	CLV 29	4	3	0	3	0	CLV 26	Field Goal
14	8:07	5:46	2:21	Kickoff	OAK 25	4	14	0	14	1	OAK 39	Punt
15	4:20	1:51	2:29	Kickoff	OAK 25	8	66	0	66	2	* CLV 9	Downs
16	1:28	0:30	0:58	Punt	OAK 47	6	53	0	53	4	* CLV 7	Touchdown
17	0:07	0:00	0:07	Interception	OAK 14	1	-1	0	-1	0	OAK 14	End of Half
18	10:00	6:10	3:50	Kickoff	OAK 25	7	43	0	43	1	CLV 32	Missed FG
19	5:27	1:46	3:41	Punt	OAK 19	11	70	0	70	4	* CLV 11	Field Goal

(663) Average OAK 35

Cleveland Browns vs Oakland Raiders
9/30/2018 at Oakland-Alameda County Coliseum

Ball Possession And Drive Chart

* inside opponent's 20

Time of Possession by Quarter

		1st	2nd	3rd	4th	OT	Total
Visitor	Cleveland Browns	9:45	5:09	9:33	6:13	0:43	31:23
Home	Oakland Raiders	5:15	9:51	5:27	8:47	7:31	36:51

Kickoff Drive No.-Start Average

Browns: 8 - CLV 22

Raiders: 9 - OAK 25

Oakland Raiders vs Los Angeles Chargers
10/7/2018 at StubHub Center

Ball Possession And Drive Chart

Oakland Raiders

#	Time Recd	Time Lost	Time Poss	How Ball Obtained	Drive Began	# Play	Yds Gain	Yds Pen	Net Yds	1st Down	Last Scrm	How Given Up
1	11:08	7:49	3:19	Kickoff	OAK 25	5	11	0	11	1	OAK 36	Punt
2	3:29	13:23	5:06	Punt	OAK 18	10	82	-5	77	4	* LAC 5	Field Goal
3	11:00	8:38	2:22	Punt	OAK 11	3	7	0	7	0	OAK 18	Punt
4	7:44	6:08	1:36	Punt	OAK 9	3	3	0	3	0	OAK 12	Punt
5	4:04	3:54	0:10	Kickoff	OAK 25	1	21	0	21	0	OAK 25	Fumble
6	1:39	0:06	1:33	Kickoff	OAK 25	8	36	0	36	2	LAC 39	Missed FG
7	15:00	13:17	1:43	Kickoff	OAK 27	3	-7	0	-7	0	OAK 20	Punt
8	6:05	1:05	5:00	Kickoff	OAK 25	9	62	12	74	3	* LAC 1	Interception
9	9:42	5:11	4:31	Kickoff	OAK 26	9	74	0	74	4	* LAC 1	Touchdown

(191) Average OAK 21

Los Angeles Chargers

#	Time Recd	Time Lost	Time Poss	How Ball Obtained	Drive Began	# Play	Yds Gain	Yds Pen	Net Yds	1st Down	Last Scrm	How Given Up
1	15:00	11:08	3:52	Kickoff	LAC 32	7	37	0	37	2	OAK 31	Field Goal
2	7:49	3:29	4:20	Punt	LAC 21	7	34	0	34	2	OAK 45	Punt
3	13:23	11:00	2:23	Kickoff	LAC 24	3	8	0	8	0	LAC 32	Punt
4	8:38	7:44	0:54	Punt	50	3	-2	0	-2	0	LAC 48	Punt
5	6:08	4:04	2:04	Punt	LAC 45	4	55	0	55	2	OAK 44	Touchdown
6	3:54	1:39	2:15	Fumble	OAK 48	6	58	-10	48	2	* OAK 1	Touchdown
7	0:06	0:00	0:06	Missed FG	LAC 47	2	8	15	23	1	OAK 30	Missed FG
8	13:17	6:05	7:12	Punt	LAC 26	11	67	-5	62	3	* OAK 12	Field Goal
9	1:05	9:42	6:23	Interception	LAC 4	8	121	-25	96	4	* OAK 13	Touchdown
10	5:11	0:00	5:11	Kickoff	OAK 48	11	26	15	41	3	* OAK 6	End of Game

(353) Average LAC 35

* inside opponent's 20

Time of Possession by Quarter

		1st	2nd	3rd	4th	OT	Total
Visitor	Oakland Raiders	6:48	7:18	6:43	4:31		25:20
Home	Los Angeles Chargers	8:12	7:42	8:17	10:29		34:40

Kickoff Drive No.-Start Average

Raiders: 6 - OAK 26

Chargers: 2 - LAC 28

Seattle Seahawks vs Oakland Raiders

10/14/2018 at Wembley Stadium

Ball Possession And Drive Chart

Seattle Seahawks

#	Time Recd	Time Lost	Time Poss	How Ball Obtained	Drive Began	# Play	Yds Gain	Yds Pen	Net Yds	1st Down	Last Scrm	How Given Up
1	15:00	7:24	7:36	Kickoff	SEA 18	14	86	-4	82	6	* OAK 5	Touchdown
2	5:38	3:17	2:21	Punt	SEA 46	4	12	-20	-8	0	SEA 38	Punt
3	0:24	14:10	1:14	Fumble	OAK 24	3	24	0	24	1	* OAK 19	Touchdown
4	6:16	4:10	2:06	Missed FG	SEA 38	5	21	-5	16	1	OAK 46	Punt
5	0:39	0:00	0:39	Downs	SEA 41	5	38	-5	33	1	OAK 26	Field Goal
6	13:38	11:42	1:56	Fumble	OAK 11	4	13	-10	3	0	* OAK 8	Field Goal
7	8:54	5:21	3:33	Punt	SEA 20	7	69	0	69	3	* OAK 11	Interception
8	3:31	14:55	3:36	Punt	SEA 38	8	49	13	62	3	* OAK 10	Touchdown
9	8:25	0:00	8:25	Kickoff	SEA 14	13	57	0	57	4	OAK 28	End of Game

(380) Average SEA 42

Oakland Raiders

#	Time Recd	Time Lost	Time Poss	How Ball Obtained	Drive Began	# Play	Yds Gain	Yds Pen	Net Yds	1st Down	Last Scrm	How Given Up
1	7:24	5:38	1:46	Kickoff	OAK 25	3	1	0	1	0	OAK 26	Punt
2	3:17	0:24	2:53	Punt	OAK 12	5	17	-5	12	2	OAK 31	Fumble
3	14:10	6:16	7:54	Kickoff	OAK 25	14	40	5	45	4	SEA 30	Missed FG
4	4:10	0:39	3:31	Punt	OAK 10	11	49	0	49	3	SEA 41	Downs
5	15:00	13:38	1:22	Kickoff	OAK 25	3	-14	0	-14	0	OAK 19	Fumble
6	11:42	8:54	2:48	Kickoff	OAK 25	5	23	-5	18	1	OAK 43	Punt
7	5:21	3:31	1:50	Interception	OAK 17	5	18	0	18	1	OAK 35	Punt
8	14:55	8:25	6:30	Kickoff	OAK 25	12	51	0	51	4	* SEA 24	Field Goal

(164) Average OAK 20

* inside opponent's 20

Time of Possession by Quarter

		1st	2nd	3rd	4th	OT	Total
Visitor	Seattle Seahawks	10:21	3:35	9:00	8:30		31:26
Home	Oakland Raiders	4:39	11:25	6:00	6:30		28:34

Kickoff Drive No.-Start Average

Seahawks: 2 - SEA 16

Raiders: 5 - OAK 25

Indianapolis Colts vs Oakland Raiders
10/28/2018 at Oakland-Alameda County Coliseum

Ball Possession And Drive Chart

Indianapolis Colts

#	Time Recd	Time Lost	Time Poss	How Ball Obtained	Drive Began	# Play	Yds Gain	Yds Pen	Net Yds	1st Down	Last Scrm	How Given Up
1	15:00	8:21	6:39	Kickoff	IND 25	11	75	0	75	5	OAK 26	Touchdown
2	7:17	0:00	7:17	Punt	IND 22	13	55	15	70	4	* OAK 8	Field Goal
3	11:56	10:41	1:15	Kickoff	IND 25	3	7	0	7	0	IND 32	Punt
4	6:13	0:26	5:47	Kickoff	IND 25	16	78	-10	68	5	* OAK 7	Field Goal
5	9:49	7:39	2:10	Kickoff	IND 25	4	75	0	75	2	OAK 20	Touchdown
6	1:01	10:47	5:14	Kickoff	IND 25	12	90	-15	75	6	* OAK 4	Touchdown
7	9:20	5:28	3:52	Punt	IND 43	6	62	-5	57	4	* OAK 10	Touchdown
8	5:16	2:55	2:21	Fumble	OAK 27	5	18	9	27	2	* OAK 1	Touchdown
9	1:55	0:00	1:55	Downs	OAK 43	3	1	0	1	0	OAK 41	End of Game

(320) Average IND 36

Oakland Raiders

#	Time Recd	Time Lost	Time Poss	How Ball Obtained	Drive Began	# Play	Yds Gain	Yds Pen	Net Yds	1st Down	Last Scrm	How Given Up
1	8:21	7:17	1:04	Kickoff	OAK 25	3	8	0	8	0	OAK 33	Punt
2	15:00	11:56	3:04	Kickoff	OAK 25	6	70	5	75	4	IND 31	Touchdown
3	10:41	6:13	4:28	Punt	OAK 21	7	69	10	79	4	IND 25	Touchdown
4	0:26	0:00	0:26	Kickoff	OAK 39	2	1	-10	-9	0	OAK 31	End of Half
5	15:00	9:49	5:11	Kickoff	OAK 25	8	78	-3	75	5	* IND 1	Touchdown
6	7:39	1:01	6:38	Kickoff	OAK 25	11	85	-10	75	5	* IND 6	Touchdown
7	10:47	9:20	1:27	Kickoff	OAK 25	3	7	0	7	0	OAK 32	Punt
8	5:28	5:16	0:12	Kickoff	OAK 25	1	1	0	1	0	OAK 25	Fumble
9	2:55	1:55	1:00	Kickoff	OAK 25	6	28	-10	18	1	OAK 43	Downs

(235) Average OAK 26

* inside opponent's 20

Time of Possession by Quarter		1st	2nd	3rd	4th	OT	Total
Visitor	Indianapolis Colts	13:56	7:02	3:11	12:21		36:30
Home	Oakland Raiders	1:04	7:58	11:49	2:39		23:30
Kickoff Drive No.-Start Average		Colts: 5 - IND 25		Raiders: 8 - OAK 27			

Oakland Raiders vs San Francisco 49ers
11/1/2018 at Levi's Stadium

Ball Possession And Drive Chart

Oakland Raiders

#	Time Recd	Time Lost	Time Poss	How Ball Obtained	Drive Began	# Play	Yds Gain	Yds Pen	Net Yds	1st Down	Last Scrm	How Given Up
1	15:00	9:30	5:30	Kickoff	OAK 25	10	71	-15	56	4	* SF 19	Field Goal
2	6:47	5:04	1:43	Kickoff	OAK 28	3	4	0	4	0	OAK 32	Punt
3	12:40	7:26	5:14	Kickoff	OAK 25	8	38	-10	28	3	SF 47	Punt
4	5:46	1:54	3:52	Punt	OAK 6	7	38	0	38	2	OAK 44	Punt
5	0:16	0:00	0:16	Kickoff	OAK 25	1	-1	0	-1	0	OAK 25	End of Half
6	12:36	10:33	2:03	Kickoff	OAK 25	3	6	0	6	0	OAK 31	Punt
7	9:17	6:46	2:31	Kickoff	OAK 25	5	11	0	11	1	OAK 36	Punt
8	4:15	13:26	5:49	Punt	OAK 27	10	47	0	47	3	SF 26	Missed FG
9	11:45	9:31	2:14	Punt	OAK 20	4	9	0	9	0	OAK 29	Downs
10	3:59	1:45	2:14	Kickoff	OAK 30	6	19	0	19	1	OAK 49	Punt

(236) Average OAK 24

San Francisco 49ers

#	Time Recd	Time Lost	Time Poss	How Ball Obtained	Drive Began	# Play	Yds Gain	Yds Pen	Net Yds	1st Down	Last Scrm	How Given Up
1	9:30	6:47	2:43	Kickoff	SF 25	6	75	0	75	4	OAK 24	Touchdown
2	5:04	12:40	7:24	Punt	SF 34	13	66	0	66	5	* OAK 4	Touchdown
3	7:26	5:46	1:40	Punt	SF 24	4	1	5	6	1	SF 30	Punt
4	1:54	0:16	1:38	Punt	SF 20	7	64	-5	59	1	* OAK 21	Field Goal
5	15:00	12:36	2:24	Kickoff	SF 25	4	75	0	75	2	* OAK 5	Touchdown
6	10:33	9:17	1:16	Punt	SF 32	3	68	0	68	2	SF 48	Touchdown
7	6:46	4:15	2:31	Punt	SF 8	5	31	-10	21	1	SF 29	Punt
8	13:26	11:45	1:41	Missed FG	SF 35	3	9	0	9	0	SF 44	Punt
9	9:31	3:59	5:32	Downs	OAK 29	8	17	5	22	2	* OAK 7	Field Goal
10	1:45	0:00	1:45	Punt	SF 15	3	-3	0	-3	0	SF 13	End of Game

(289) Average SF 29

* inside opponent's 20

Time of Possession by Quarter

	1st	2nd	3rd	4th	OT	Total
Visitor Oakland Raiders	7:13	9:22	8:49	6:02		31:26
Home San Francisco 49ers	7:47	5:38	6:11	8:58		28:34

Kickoff Drive No.-Start Average

Raiders: 7 - OAK 26 49ers: 2 - SF 25

Los Angeles Chargers vs Oakland Raiders
11/11/2018 at Oakland-Alameda County Coliseum

Ball Possession And Drive Chart

Los Angeles Chargers

#	Time Recd	Time Lost	Time Poss	How Ball Obtained	Drive Began	# Play	Yds Gain	Yds Pen	Net Yds	1st Down	Last Scrm	How Given Up
1	8:03	6:25	1:38	Downs	LAC 1	3	5	0	5	0	LAC 6	Punt
2	2:51	1:43	1:08	Kickoff	LAC 25	3	1	0	1	0	LAC 26	Punt
3	11:10	5:47	5:23	Fumble	OAK 40	11	26	5	31	2	* OAK 9	Field Goal
4	3:33	0:24	3:09	Punt	LAC 9	8	86	5	91	5	* OAK 11	Touchdown
5	15:00	12:32	2:28	Kickoff	LAC 23	4	77	0	77	2	LAC 34	Touchdown
6	8:58	7:25	1:33	Punt	LAC 25	3	6	0	6	0	LAC 31	Interception
7	5:44	2:53	2:51	Punt	LAC 11	5	32	0	32	1	LAC 43	Punt
8	14:49	7:12	7:37	Kickoff	LAC 21	12	62	-5	57	4	* OAK 22	Field Goal
9	4:10	1:07	3:03	Downs	LAC 19	6	40	-15	25	2	LAC 44	Punt

(194) Average LAC 22

Oakland Raiders

#	Time Recd	Time Lost	Time Poss	How Ball Obtained	Drive Began	# Play	Yds Gain	Yds Pen	Net Yds	1st Down	Last Scrm	How Given Up
1	15:00	8:03	6:57	Kickoff	OAK 19	13	80	0	80	3	* LAC 1	Downs
2	6:25	2:51	3:34	Punt	OAK 41	8	32	0	32	2	LAC 27	Field Goal
3	1:43	11:10	5:33	Punt	OAK 26	9	38	0	38	3	LAC 21	Fumble
4	5:47	3:33	2:14	Kickoff	OAK 26	3	6	0	6	0	OAK 32	Punt
5	0:24	0:00	0:24	Kickoff	OAK 10	1	-1	0	-1	0	OAK 10	End of Half
6	12:32	8:58	3:34	Kickoff	OAK 20	5	4	0	4	1	OAK 24	Punt
7	7:25	5:44	1:41	Interception	OAK 27	3	15	-10	5	0	OAK 32	Punt
8	2:53	14:49	3:04	Punt	OAK 19	9	69	0	69	3	* LAC 12	Field Goal
9	7:12	4:10	3:02	Kickoff	OAK 21	9	60	0	60	3	* LAC 19	Downs
10	1:07	0:00	1:07	Punt	OAK 22	5	14	15	29	1	OAK 42	End of Game

(231) Average OAK 23

* inside opponent's 20

Time of Possession by Quarter

		1st	2nd	3rd	4th	OT	Total
Visitor	Los Angeles Chargers	2:46	8:32	6:52	10:40		28:50
Home	Oakland Raiders	12:14	6:28	8:08	4:20		31:10

Kickoff Drive No.-Start Average

Chargers: 3 - LAC 23

Raiders: 5 - OAK 19

Oakland Raiders vs Arizona Cardinals
11/18/2018 at State Farm Stadium

Ball Possession And Drive Chart

Oakland Raiders

#	Time Recd	Time Lost	Time Poss	How Ball Obtained	Drive Began	# Play	Yds Gain	Yds Pen	Net Yds	1st Down	Last Scrm	How Given Up
1	14:09	12:36	1:33	Interception	ARZ 33	3	33	0	33	2	ARZ 23	Touchdown
2	6:14	4:35	1:39	Kickoff	OAK 30	3	-7	0	-7	0	OAK 23	Punt
3	3:33	1:56	1:37	Punt	OAK 21	3	8	0	8	0	OAK 29	Punt
4	0:16	12:49	2:27	Kickoff	OAK 25	5	11	0	11	1	OAK 36	Punt
5	11:57	8:20	3:37	Interception	50	7	50	0	50	4	* ARZ 5	Touchdown
6	5:30	4:10	1:20	Punt	OAK 45	3	5	0	5	0	50	Punt
7	2:59	2:02	0:57	Punt	OAK 37	3	8	-5	3	0	OAK 40	Punt
8	1:02	0:00	1:02	Punt	OAK 9	2	13	0	13	1	OAK 14	End of Half
9	15:00	10:26	4:34	Kickoff	OAK 25	7	49	-5	44	2	ARZ 31	Field Goal
10	8:01	0:22	7:39	Punt	OAK 35	12	56	7	63	4	* ARZ 2	Field Goal
11	13:30	7:39	5:51	Punt	OAK 27	8	35	0	35	2	ARZ 38	Punt
12	5:02	3:36	1:26	Kickoff	OAK 25	3	1	0	1	0	OAK 26	Punt
13	3:05	2:39	0:26	Punt	OAK 2	3	0	0	0	0	OAK 2	Punt
14	1:53	0:00	1:53	Punt	OAK 20	9	63	0	63	3	* ARZ 17	Field Goal

(418) Average OAK 30

Arizona Cardinals

#	Time Recd	Time Lost	Time Poss	How Ball Obtained	Drive Began	# Play	Yds Gain	Yds Pen	Net Yds	1st Down	Last Scrm	How Given Up
1	15:00	14:09	0:51	Kickoff	ARZ 25	2	9	0	9	0	ARZ 34	Interception
2	12:36	6:14	6:22	Kickoff	ARZ 36	9	59	5	64	5	* OAK 18	Touchdown
3	4:35	3:33	1:02	Punt	ARZ 29	3	5	0	5	0	ARZ 34	Punt
4	1:56	0:16	1:40	Punt	ARZ 36	3	69	-5	64	1	ARZ 41	Touchdown
5	12:49	11:57	0:52	Punt	ARZ 37	2	2	0	2	0	ARZ 39	Interception
6	8:20	5:30	2:50	Kickoff	ARZ 25	3	-5	-15	-20	0	ARZ 5	Punt
7	4:10	2:59	1:11	Punt	ARZ 11	3	1	0	1	0	ARZ 12	Punt
8	2:02	1:02	1:00	Punt	ARZ 20	6	30	-5	25	2	ARZ 45	Punt
9	10:26	8:01	2:25	Kickoff	ARZ 25	5	12	0	12	1	ARZ 37	Punt
10	0:22	13:30	1:52	Kickoff	ARZ 25	3	4	0	4	0	ARZ 29	Punt
11	7:39	5:02	2:37	Punt	ARZ 20	6	80	0	80	4	* OAK 5	Touchdown
12	3:36	3:05	0:31	Punt	ARZ 40	3	1	0	1	0	ARZ 41	Punt
13	2:39	1:53	0:46	Punt	OAK 44	4	10	-25	-15	0	ARZ 41	Punt

(385) Average ARZ 30

* inside opponent's 20

Time of Possession by Quarter

		1st	2nd	3rd	4th	OT	Total
Visitor	Oakland Raiders	5:05	9:07	12:13	9:36		36:01
Home	Arizona Cardinals	9:55	5:53	2:47	5:24		23:59

Kickoff Drive No.-Start Average

Raiders: 4 - OAK 26

Cardinals: 5 - ARZ 27

Oakland Raiders vs Baltimore Ravens

11/25/2018 at M&T Bank Stadium

Ball Possession And Drive Chart

Oakland Raiders

#	Time Recd	Time Lost	Time Poss	How Ball Obtained	Drive Began	# Play	Yds Gain	Yds Pen	Net Yds	1st Down	Last Scrm	How Given Up
1	15:00	8:45	6:15	Kickoff	OAK 19	12	81	0	81	5	* BLT 01	Touchdown
2	4:28	4:02	0:26	Kickoff	OAK 25	3	0	0	0	0	OAK 25	Punt
3	0:43	12:45	2:58	Punt	OAK 09	6	13	-4	9	1	OAK 18	Punt
4	12:45	10:16	2:29	Kickoff	OAK 31	5	12	0	12	1	OAK 43	Punt
5	7:11	5:47	1:24	Kickoff	OAK 25	4	16	0	16	1	OAK 41	Punt
6	5:31	2:34	2:57	Interception	BLT 43	7	35	-15	20	1	BLT 23	Field Goal
7	1:00	0:00	1:00	Interception	OAK 20	3	-2	0	-2	0	OAK 19	End of Half
8	8:10	5:09	3:01	Kickoff	OAK 25	6	75	0	75	3	* BLT 16	Touchdown
9	11:16	10:26	0:50	Kickoff	OAK 25	3	5	0	5	0	OAK 30	Punt
10	8:15	5:55	2:20	Punt	OAK 20	5	18	0	18	1	OAK 38	Fumble
11	5:55	3:47	2:08	Kickoff	OAK 25	3	-4	0	-4	0	OAK 21	Punt

(281) Average OAK 26

Baltimore Ravens

#	Time Recd	Time Lost	Time Poss	How Ball Obtained	Drive Began	# Play	Yds Gain	Yds Pen	Net Yds	1st Down	Last Scrm	How Given Up
1	8:45	4:28	4:17	Kickoff	BLT 31	9	45	-5	40	2	OAK 29	Field Goal
2	4:02	0:43	3:19	Punt	BLT 27	6	26	0	26	2	OAK 47	Punt
3	10:16	7:11	3:05	Punt	BLT 14	6	82	-5	77	1	* OAK 09	Field Goal
4	5:47	5:31	0:16	Punt	BLT 30	3	0	0	0	0	BLT 30	Interception
5	2:34	1:00	1:34	Kickoff	BLT 25	7	47	0	47	3	OAK 28	Interception
6	15:00	8:10	6:50	Kickoff	BLT 25	13	75	0	75	6	* OAK 05	Touchdown
7	5:09	11:16	8:53	Kickoff	BLT 29	17	71	0	71	7	* OAK 8	Touchdown
8	10:26	8:15	2:11	Punt	BLT 23	3	8	-10	-2	0	BLT 21	Punt
9	3:47	0:00	3:47	Punt	BLT 19	7	60	0	60	2	* OAK 20	End of Game

(223) Average BLT 25

* inside opponent's 20

Time of Possession by Quarter

	1st	2nd	3rd	4th	OT	Total
Visitor Oakland Raiders	7:24	10:05	3:01	5:18		25:48
Home Baltimore Ravens	7:36	4:55	11:59	9:42		34:12

Kickoff Drive No.-Start Average

Raiders: 7 - OAK 25

Ravens: 4 - BLT 28

Kansas City Chiefs vs Oakland Raiders
12/2/2018 at Oakland-Alameda County Coliseum

Ball Possession And Drive Chart

Kansas City Chiefs

#	Time Recd	Time Lost	Time Poss	How Ball Obtained	Drive Began	# Play	Yds Gain	Yds Pen	Net Yds	1st Down	Last Scrm	How Given Up
1	15:00	14:44	0:16	Kickoff	KC 22	1	24	0	24	0	KC 22	Fumble
2	13:03	12:11	0:52	Punt	KC 35	2	36	29	65	3	* OAK 3	Touchdown
3	11:13	7:42	3:31	Fumble	OAK 49	8	54	-15	39	2	* OAK 10	Field Goal
4	3:50	1:28	2:22	Punt	KC 14	4	13	0	13	1	KC 27	Punt
5	13:02	7:02	6:00	Fumble	KC 30	12	48	-10	38	3	OAK 32	Field Goal
6	1:04	0:07	0:57	Kickoff	KC 18	5	82	0	82	3	* OAK 6	Touchdown
7	11:06	5:48	5:18	Kickoff	KC 25	11	75	0	75	5	* OAK 1	Touchdown
8	3:28	2:24	1:04	Kickoff	KC 20	3	3	0	3	0	KC 23	Punt
9	2:13	0:04	2:09	Fumble	KC 48	7	52	0	52	3	* OAK 13	Touchdown
10	10:41	9:18	1:23	Kickoff	KC 8	4	10	-9	1	0	KC 9	Punt
11	6:46	1:54	4:52	Kickoff	KC 25	10	75	0	75	5	* OAK 2	Touchdown
12	0:30	0:00	0:30	Kickoff	OAK 37	3	-3	0	-3	0	OAK 39	End of Game

(359) Average KC 30

Oakland Raiders

#	Time Recd	Time Lost	Time Poss	How Ball Obtained	Drive Began	# Play	Yds Gain	Yds Pen	Net Yds	1st Down	Last Scrm	How Given Up
1	14:44	13:03	1:41	Fumble	OAK 44	3	9	-10	-1	0	OAK 43	Punt
2	12:11	11:13	0:58	Kickoff	OAK 15	3	34	0	34	1	OAK 47	Fumble
3	7:42	3:50	3:52	Kickoff	OAK 40	6	7	0	7	1	OAK 47	Punt
4	1:28	13:02	3:26	Punt	OAK 38	9	32	0	32	3	KC 28	Fumble
5	7:02	1:04	5:58	Kickoff	OAK 25	11	74	1	75	5	* KC 1	Touchdown
6	0:07	0:00	0:07	Kickoff		0	0	0	0	0		End of Half
7	15:00	11:06	3:54	Kickoff	OAK 25	8	43	0	43	2	KC 32	Field Goal
8	5:48	3:28	2:20	Kickoff	OAK 32	6	73	-5	68	3	* KC 24	Touchdown
9	2:24	2:13	0:11	Punt	OAK 34	1	17	0	17	0	OAK 34	Fumble
10	0:04	10:41	4:23	Kickoff	OAK 25	10	75	0	75	6	* KC 1	Touchdown
11	9:18	6:46	2:32	Punt	OAK 46	6	37	17	54	4	* KC 9	Touchdown
12	1:54	0:30	1:24	Kickoff	OAK 25	8	44	5	49	3	KC 26	Field Goal

(349) Average OAK 32

* inside opponent's 20

Time of Possession by Quarter

Visitor	1st	2nd	3rd	4th	OT	Total
Kansas City Chiefs	7:01	6:57	8:31	6:45		29:14
Home Oakland Raiders	7:59	8:03	6:29	8:15		30:46

Kickoff Drive No.-Start Average

Chiefs: 6 - KC 20 Raiders: 7 - OAK 27



THE LAST TIME

RUSHING

200 Yards Rushing, Individual

By Raiders	Napoleon Kaufman, Oct. 19, 1997, vs. Den. (227 yards)
By Opponent	Adrian Peterson, Nov. 15, 2015, vs. Min. (203 yards)

100 Yards Rushing, Individual

By Raiders	Marshawn Lynch, Sept. 30, 2018, vs. Cle. (130 yards)
By Opponent	Gus Edwards, Nov. 25, 2018, at Bal. (118 yards)

100 Yards Rushing, Individual, One half

By Raiders	Latavius Murray, Nov. 20, 2014, vs. KC (112 yards, first half)
By Opponent	LeSean McCoy, Oct. 29, 2017, at Buf. (120 yards, second half)

100 Yards Rushing and Receiving, Individual

By Raiders	Marcus Allen, Sept. 7, 1986, at Den. (102 yards rushing, 102 receiving)
By Opponent	Priest Holmes, Dec. 9, 2001, vs. KC (168 yards rushing, 109 receiving)

Two 100-yard Rushers

By Raiders	Napoleon Kaufman (122 yards) and Tyrone Wheatley (111 yards), Dec. 19, 1999, vs. TB
By Opponent	Willis McGahee (163 yards) and Tim Tebow (118 yards), Nov. 6, 2011, vs. Den.

Four Touchdowns Rushing, Individual

By Raiders	Never
By Opponent	Doug Martin, Nov. 4, 2012, vs. TB

Three Touchdowns Rushing, Individual

By Raiders	Latavius Murray, Nov. 6, 2016, vs. Den.
By Opponent	C.J. Anderson, Dec. 28, 2014, at Den.

Two Touchdowns Rushing, Individual

By Raiders	Marshawn Lynch, Nov. 5, 2017, at Mia.
By Opponent	Marlon Mack, Oct. 28, 2018, vs. Ind.

300 Rushing Yards, Team

By Raiders	Oct. 24, 2010, at Den. (328 yards)
By Opponent	Oct. 25, 2009, vs. NYJ (316 yards)

200 Rushing Yards, Team

By Raiders	Nov. 6, 2016, vs. Den. (218 yards)
By Opponent	Nov. 25, 2018, at Bal. (242 yards)

50 Rushing Attempts, Team

By Raiders	Dec. 5, 2010, at SD (52 att.)
By Opponent	Oct. 25, 2009, vs. NYJ (54 att.)

40 Rushing Attempts, Team

By Raiders	Nov. 6, 2016, vs. Den. (43 att.)
By Opponent	Nov. 25, 2018, at Bal. (43 att.)

30 Rushing Attempts, Individual

By Raiders	Darren McFadden, Dec. 16, 2012, vs. KC (30 att.)
By Opponent	Andre Brown, Nov. 10, 2013, vs. NYG (30 att.)

70-yard Rush

By Raiders	Jalen Richard, Sept. 11, 2016, at NO (75 yards, TD)
By Opponent	Adrian Peterson, Nov. 15, 2015, vs. (80 yards, TD)

60-Yard Rush

By Raiders	Jalen Richard, Sept. 11, 2016, at NO (75 yards, TD)
By Opponent	Nick Chubb, Sept. 30, 2018, vs. Cle. (63 yards, TD)

50-yard Rush

By Raiders	Marshawn Lynch, Sept. 30, 2018, vs. Cle. (52 yards)
By Opponent	David Johnson, Nov. 18, 2018, at Ari. (53 yards, TD)



THE LAST TIME

PASSING

500 Yards Passing, Individual

By Raiders	Derek Carr, Oct. 30, 2016, at TB (513 yards)
By Opponent	Elvis Grbac, Dec. 5, 2000, vs. KC (504 yards)

400 Yards Passing, Individual

By Raiders	Derek Carr, Sept. 30, 2018, vs. Cle. (437 yards)
By Opponent	Drew Brees, Sept. 11, 2016, at NO (423 yards)

300 Yards Passing, Individual

By Raiders	Derek Carr, Sept. 23, 2018, at Mia. (345 yards)
By Opponent	Philip Rivers, Oct. 7, 2018, at LAC (339 yards)

Seven Touchdown Passes, Individual

By Raiders	Never
By Opponent	Nick Foles, Nov. 3, 2013, vs. Phi.

Six Touchdown Passes, Individual

By Raiders	Daryle Lamonica, Oct. 19, 1969, vs. Buf.
By Opponent	Dan Fouts, Nov. 22, 1981, vs. SD

Five Touchdown Passes, Individual

By Raiders	Kerry Collins, Dec. 19, 2004, vs. Ten.
By Opponent	Peyton Manning, Nov. 9, 2014, vs. Den.

Four Touchdown Passes, Individual

By Raiders	Derek Carr, Sept. 30, 2018, vs. Cle.
By Opponent	Patrick Mahomes, Dec. 2, 2018, vs. KC

Three Touchdown Passes, Individual

By Raiders	Derek Carr, Dec. 2, 2018, vs. KC
By Opponent	Josh Rosen, Nov. 18, 2018, at Ari.

Seven Interceptions Thrown, Individual

By Raiders	Ken Stabler, Oct. 16, 1977, vs. Den.
By Opponent	Never

Six Interceptions Thrown, Individual

By Raiders	Donald Hollas, Dec. 6, 1999, vs. Mia.
By Opponent	Never

Five Interceptions Thrown, Individual

By Raiders	Jim Plunkett, Oct. 5, 1980, vs. KC
By Opponent	Steve Pelluer, Nov. 9, 1986, at Dal.

Four Interceptions Thrown, Individual

By Raiders	Matt McGloin, Dec. 15, 2013, vs. KC
By Opponent	Jake Delhomme, Nov. 9, 2008, vs. Car.

100-Point Passer Rating

By Raiders	Derek Carr, Dec. 2, 2018, vs. KC (123.2)
By Opponent	Patrick Mahomes, Dec. 2, 2018, vs. KC (120.0)

50 Pass Attempts, Individual

By Raiders	Derek Carr, Sept. 30, 2018, vs. Cle. (58 att.)
By Opponent	Joe Flacco, Oct. 2, 2016, at Bal. (52 att.)

40 Pass Attempts, Individual

By Raiders	Derek Carr, Sept. 10, 2018, vs. LAR (40 att.)
By Opponent	Baker Mayfield, Sept. 30, 2018, vs. Cle. (41 att.)

30 Completions, Individual

By Raiders	Derek Carr, Sept. 30, 2018, vs. Cle. (35 comp.)
By Opponent	Tom Brady, Nov. 19, 2017, vs. NE (30 comp.)



THE LAST TIME

RECEIVING

10-or-more Receptions, Individual

By Raiders	Jordy Nelson, Dec. 2, 2018, vs. KC (10 receptions)
By Opponent	Travis Kelce, Dec. 2, 2018, vs. KC (12 reception)

200 Yards Receiving, Individual

By Raiders	Amari Cooper, Oct. 19, 2017, vs. KC (210 yards)
By Opponent	Antonio Brown, Nov. 8, 2015, at Pit. (284 yards)

100 Yards Receiving, Individual

By Raiders	Jared Cook, Dec. 2, 2018, vs. KC (100 yards)
By Opponent	Travis Kelce, Dec. 2, 2018, vs. KC (168 yards)

100 Yards Receiving, One Half, Individual

By Raiders	Jordy Nelson, Sept. 23, 2018, at Mia. (153 yards)
By Opponent	Mike Wallace, Oct. 8, 2017, vs. Bal. (106 yards, first half)

Two 100-yard Receivers

By Raiders	Amari Cooper (128 yards) and Jared Cook (110 yards), Sept. 30, 2018, vs. Cle.
By Opponent	Travis Benjamin (117 yards) and Tyrell Williams (117 yards), Oct. 9, 2016, vs. SD

Five Touchdown Receptions, Individual

By Raiders	Never
By Opponent	Kellen Winslow, Nov. 22, 1981, vs. SD

Four Touchdown Receptions, Individual

By Raiders	Art Powell, Dec. 22, 1963, vs. HouO.
By Opponent	Jamaal Charles, Dec. 15, 2013, vs. KC

Three Touchdown Receptions, Individual

By Raiders	Michael Crabtree, Sept. 17, 2017, vs. NYJ
By Opponent	Riley Cooper, Nov. 3, 2013, vs. Phi.

Two Touchdown Receptions, Individual

By Raiders	Jared Cook, Sept. 30, 2018, vs. Cle.
By Opponent	Travis Kelce, Dec. 2, 2018, vs. KC

Two 100-yard Rushers and Two 100-yard Receivers

By Raiders/Opp. Never

70-Yard Reception

By Raiders	Amari Cooper, Dec. 31, 2017, at LAC (87 yards, TD)
By Opponent	Mark Andrews, Nov. 25, 2018, at Bal. (74 yards, TD)

60-Yard Reception

By Raiders	Amari Cooper, Dec. 31, 2017, at LAC (87 yards, TD)
By Opponent	Melvin Gordon, Nov. 11, 2018, vs. LAC (66 yards, TD)

50-Yard Reception

By Raiders	Amari Cooper, Dec. 31, 2017, at LAC (87 yards, TD)
By Opponent	Christian Kirk, Nov. 18, 2018, at Ari. (59 yards, TD)



THE LAST TIME

INTERCEPTIONS

Four Interceptions, Individual

By Raiders/Opp. Never

Three Interceptions, Individual

By Raiders Rod Woodson, Sept. 29, 2002, vs. Ten.

By Opponent Dwayne Harper, Nov. 27, 1995, at SD

Two Interceptions, Individual

By Raiders Sean Smith, Dec. 17, 2017, vs. Dal.

By Opponent *Xavien Howard, Sept. 23, 2018, at Mia.*

Interception Returned for Touchdown

By Raiders *Gareon Conley, Sept. 30, 2018, vs. Cle. (36 yards)*

By Opponent *Marcus Peters, Sept. 10, 2018, vs. LAR (50 yards)*

TOUCHDOWNS

Five Touchdowns, Individual

By Raiders Never

By Opponent Jamaal Charles, Dec. 15, 2013, vs. KC (49-, 39-, 16-, 71-yard receptions; 1-yard run)

Four Touchdowns, Individual

By Raiders Darren McFadden, Oct. 24, 2010, at Den. (4-, 4-, 57-yard runs; 19-yard reception)

By Opponent Doug Martin, Nov. 4, 2012, vs. TB (45-, 67-, 70-, 1-yard runs)

Three Touchdowns, Individual

By Raiders Michael Crabtree, Sept. 17, 2017, vs. NYJ (2-, 26-, 1-yard receptions)

By Opponent C.J. Anderson, Dec. 28, 2014, at Den. (11-, 1-, 25-yard runs)

FIELD GOALS/PATS

Six Field Goals Made, Individual

By Raiders Sebastian Janikowski, Nov. 27, 2011, vs. Chi. (40, 47, 42, 19, 37, 44 yards)

By Opponent Greg Davis, Oct. 5, 1997, vs. SD (30, 22, 38, 43, 33, 33 yards)

Five Field Goals Made, Individual

By Raiders Sebastian Janikowski, Dec. 16, 2012, vs. KC (20, 50, 57, 30, 41 yards)

By Opponent Nate Kaeding, Sept. 10, 2012, vs. SD (23, 28, 19, 41, 45 yards)

Four Field Goals Made, Individual

By Raiders Giorgio Tavecchio, Sept. 10, 2017, at Ten. (20, 52, 52, 43 yards)

By Opponent *Greg Zuerlein, Sept. 10, 2018, vs. LAR (20, 28, 55, 20 yards)*

60-yard Field Goal

By Raiders Sebastian Janikowski, Sept. 12, 2011, at Den. (63 yards)

By Opponent Stephen Gostkowski, Nov. 19, 2017, vs. NE (62 yards)

Blocked Field-goal Attempt

By Raiders Justin Ellis, Dec. 31, 2017, at LAC (25-yard Nick Rose attempt)

By Opponent Eric Murray, Oct. 19, 2017, vs. KC (53-yard Giorgio Tavecchio attempt)

Two-point Conversion

By Raiders *Jordy Nelson, Sept. 30, 2018, vs. Cle. (pass from Derek Carr)*

By Opponent *Chester Rogers, Oct. 28, 2018, vs. Ind. (pass from Andrew Luck)*

PAT Missed

By Raiders Giorgio Tavecchio, Oct. 15, 2017, vs. LAC (wide left)

By Opponent *Caleb Sturgis, Oct. 7, 2018, at LAC (hit left upright)*



THE LAST TIME

Blocked PAT

By Raiders

By Opponent

Arden Key, Dec. 2, 2018, vs. KC (Dustin Colquitt; second attempt)

Shaquil Barrett, Sept. 16, 2018, at Den. (Mike Nugent; first attempt)

PUNTING

80-yard Punt

By Raiders

By Opponent

Shane Lechler, Nov. 27, 2011, vs. Chi. (80 yards)

Never

70-yard Punt

By Raiders

By Opponent

Marquette King, Sept. 25, 2016, at Ten. (72 yards)

Dustin Colquitt, Dec. 16, 2012, vs. KC (71 yards)

60-yard Punt

By Raiders

By Opponent

Johnny Townsend, Nov. 18, 2018, at Ari. (60 yards)

Andy Lee, Nov. 18, 2018, at Ari. (60 yards)

Blocked Punt

By Raiders

By Opponent

Denico Autry, Nov. 2, 2014, at Sea. (Jon Ryan, punter)

D.J. Alexander, Jan. 3, 2016, at KC (Marquette King, punter)

10 Punts, Individual

By Raiders

By Opponent

Marquette King, Dec. 13, 2015, at Den. (10 punts, 460 yards)

Darren Bennett, Dec. 28, 2003, at SD (10 punts, 392 yards)

No Punts

By Raiders

By Opponent

Dec. 5, 1999, vs. Seattle

Sept. 30, 2012, at Denver

OTHER SPECIAL TEAMS

Kickoff Returned for Touchdown

By Raiders

By Opponent

Jacoby Ford, Oct. 16, 2011, vs. Cle. (101 yards)

Cordarrelle Patterson, Nov. 15, 2015, vs. Min. (93 yards)

Punt Returned for Touchdown

By Raiders

By Opponent

Johnnie Lee Higgins, Dec. 21, 2008, vs. Hou. (80 yards)

Cyrus Jones, Nov. 25, 2018, at Bal. (70 yards)

Blocked Field Goal Returned for Touchdown

By Raiders

By Opponent

Never

Ray Mickens, Sept. 21, 1997, at NYJ (72 yards; Cole Ford, kicker)

Blocked Punt Returned for Touchdown

By Raiders

By Opponent

Brice Butler, Nov. 2, 2014, at Sea. (0 yards; Jon Ryan, punter)

Antonio Allen, Dec. 8, 2013, at NYJ (0 yards; Marquette King, punter)

50-Yard Kickoff Return

By Raiders

By Opponent

Jalen Richard, Oct. 16, 2016, vs. KC (50 yards)

Devin Hester, Oct. 2, 2016, at Bal. (60 yards)

20-Yard Punt Return

By Raiders

By Opponent

Dwayne Harris, Sept. 30, 2018, vs. Cle. (49 yards)

Cyrus Jones, Nov. 25, 2018, at Bal. (70 yards)



THE LAST TIME

Onside Kick Attempt

By Raiders

Daniel Carlson, Dec. 2, 2018, vs. KC (Unsuccessful)

By Opponent

Aldrick Rosas, Dec. 3, 2017, vs. NYG (Unsuccessful)

Successful Onside Kick

By Raiders

Giorgio Tavecchio, Dec. 10, 2017, at KC (recovered by Erik Harris)

By Opponent

Cody Parkey, Nov. 5, 2017, at Mia. (recovered by Cody Parkey)

Game-Winning Field Goal

By Raiders

Daniel Carlson, Nov. 18, 2018, at Ari. (35 yards)

By Opponent

Brandon McManus, Sept. 16, 2018, at Den. (36 yards)

OTHER DEFENSE

Shutout Posted

By Raiders

Dec. 16, 2012, vs. KC (15-0)

By Opponent

Nov. 30, 2014, at StL. (52-0)

Fumble Returned for Touchdown

By Raiders

Keith McGill II, Dec. 28, 2014, at Den. (18 yards)

By Opponent

Matt Milano, Oct. 29, 2017, at Buf. (40 yards)

Safety Scored

By Raiders

Denico Autry, Dec. 24, 2015, vs. SD (Philip Rivers sacked)

By Opponent

D.J. Alexander, Jan. 3, 2016, at KC (Marquette King blocked punt)

Six Sacks, Individual

By Raiders

Never

By Opponent

Derrick Thomas, Sept. 6, 1988, at KC

Five Sacks, Individual

By Raiders

Khalil Mack, Dec. 13, 2015, at Den.

By Opponent

Gary Jeter, Sept. 18, 1988, vs. LARm.

Four Sacks, Individual

By Raiders

Khalil Mack, Dec. 13, 2015, at Den.

By Opponent

Brian Orakpo, Dec. 13, 2009, vs. Was.

Three Sacks, Individual

By Raiders

Khalil Mack, Dec. 13, 2015, at Den.

By Opponent

Matthew Judon, Nov. 25, 2018, at Bal.

200-or-Fewer Total Yards Allowed

By Raiders

Dec. 16, 2012, vs. KC (119 yards)

By Opponent

Oct. 14, 2018, vs. Sea. (185 yards)

50-or-Fewer Rushing Yards Allowed

By Raiders

Sept. 23, 2018, at Mia. (41 yards)

By Opponent

Oct. 7, 2018, at LAC (41 yards)

Game Without Allowing Offensive Touchdown

By Raiders

Dec. 13, 2015, at Den.

By Opponent

Nov. 11, 2018, vs. LAC



THE LAST TIME

MISCELLANEOUS

No Penalties

By Raiders	Dec. 4, 2005, at SD
By Opponent	Dec. 8, 1974, at KC

No Turnovers

By Raiders	Nov. 18, 2018, at Ari.
By Opponent	Nov. 1, 2018, at SF

No Sacks Allowed

By Raiders	Oct. 28, 2018, vs. Ind.
By Opponent	Dec. 2, 2018, vs. KC

Game without Touchdown

By Raiders	Nov. 11, 2018, vs. LAC
By Opponent	Dec. 13, 2015, at Den.

50 Points, Game

By Raiders	Oct. 24, 2010, at Den. (59)
By Opponent	Nov. 30, 2014, at StL. (52)

40 Points, Game

By Raiders	Sept. 30, 2018, vs. Cle. (45)
By Opponent	Dec. 2, 2018, vs. KC (40)

500 Yards Total Offense

By Raiders	Sept. 30, 2018, vs. Cle. (565)
By Opponent	Sept. 18, 2016, vs. Atl. (528)

Tie Game

By Raiders	Oakland 23, at Denver 23, Oct. 22, 1973
------------	---

Won in Final 2:00 of Regulation or OT

By Raiders	Nov. 18, 2018, at Ari.
By Opponent	Sept. 16, 2018, at Den.

Won by Three Points or Less

By Raiders	Nov. 18, 2018, at Ari. (23-21)
By Opponent	Sept. 16, 2018, at Den. (20-19)

Won by 20 Points or More

By Raiders	Sept. 17, 2017, vs. NYJ (45-20)
By Opponent	Nov. 1, 2018, at SF (34-3)

Won After Trailing by 10-or-more Points

By Raiders	Sept. 30, 2018, vs. Cle. (trailed by 10)
By Opponent	Sept. 23, 2018, at Mia. (trailed by 10)

Won After Trailing at Halftime

By Raiders	Sept. 30, 2018, vs. Cle. (trailed by three)
By Opponent	Oct. 28, 2018, vs. Ind. (trailed by one)

Won After Trailing in the Fourth Quarter

By Raiders	Nov. 18, 2018, at Ari. (trailed by one)
By Opponent	Oct. 28, 2018, vs. Ind. (trailed by seven)




**UPDATED
BIOS**



UPDATED BIOS - DEFENSE

95



**FADOL
BROWN**

POSITION: DEFENSIVE END
COLLEGE: MISSISSIPPI
HEIGHT: 6-4 | **WEIGHT:** 282
ACQUIRED: FA-'17
NFL EXP: 1 | **RAIDERS EXP:** 1
HOMETOWN: CHARLESTON, S.C.
BORN: 04/15/93

2018: (9/10) vs. LAR: Saw action on defense in his NFL debut...Also appeared on special teams...(9/16) **at Den.:** Inactive...(9/23) **at Mia.:** Totaled two tackles as a rotational player on defense...(9/30) **vs. Cle.:** Recorded one tackle...Saw limited action on special teams...(10/7) **at LAC:** Saw extensive action on defense...Registered three tackles...(10/14) **vs. Sea.:** Finished the contest tied for second on the team with five tackles...(10/28) **vs. Ind.:** Registered three tackles on defense...(11/1) **at SF:** Recorded one tackle as a rotational player on defense...(11/11) **vs. LAC:** Inactive...(11/18) **at Ari.:** Inactive...(11/25) **at Bal.:** Inactive...(12/2) **vs. KC:** Recorded two tackles, including one for a loss, and a pass defended in his return to action as a rotational player on defense.

FADOL BROWN'S CAREER STATISTICS

Year	Team	GP	GS	Total	TACKLES			Yds.	No.	INTERCEPTIONS				FUMBLES		
					Solo	Asst.	Sacks			Yds.	Lg.	TD	PD	FF	FR	Yds.
2018	Oakland	8	0	17	14	3	0.0	0.0	0	0	-	0	1	0	0	0
Totals		8	0	17	14	3	0.0	0.0	0	0	-	0	1	0	0	0


FADOL BROWN 2018 GAME-BY-GAME

Date	Opponent	W/L	GP/GS	Total	TACKLES			Yds.	No.	INTERCEPTIONS				FUMBLES		
					Solo	Asst.	Sacks			Yds.	Lg.	TD	PD	FF	FR	Yds.
9/10	LAR	L	1/0	0	0	0	0.0	0.0	0	0	-	0	0	0	0	0
9/16	at Den.	L														
					(INACTIVE)											
9/23	at Mia.	L	1/0	2	1	1	0.0	0.0	0	0	-	0	0	0	0	0
9/30	Cle.	W	1/0	1	0	1	0.0	0.0	0	0	-	0	0	0	0	0
10/7	at LAC	L	1/0	3	2	1	0.0	0.0	0	0	-	0	0	0	0	0
10/14	Sea. (Lon.)	L	1/0	5	5	0	0.0	0.0	0	0	-	0	0	0	0	0
10/28	Ind.	L	1/0	3	3	0	0.0	0.0	0	0	-	0	0	0	0	0
11/1	at SF	L	1/0	1	1	0	0.0	0.0	0	0	-	0	0	0	0	0
11/11	LAC	L														
					(INACTIVE)											
11/18	at Ari.	L														
					(INACTIVE)											
11/25	at Bal.	L														
					(INACTIVE)											
12/2	KC	L	1/0	2	2	0	0.0	0.0	0	0	-	0	1	0	0	0
12/9	Pit.															
12/16	at Cin.															
12/24	Den.															
12/30	at KC															
Totals			8/0	17	14	3	0.0	0.0	0	0	-	0	1	0	0	0



UPDATED BIOS - DEFENSE

53



**JASON
CABINDA**

POSITION: LINEBACKER
COLLEGE: PENN STATE
HEIGHT: 6-1 | **WEIGHT:** 243
ACQUIRED: FA-'18
NFL EXP: R | **RAIDERS EXP.:** R
HOMETOWN: FLEMINGTON, N.J.
BORN: 03/17/96

2018: (9/10) vs. LAR: Practice squad...(9/16) at Den.: Practice squad...(9/23) at Mia.: Practice squad...(9/30) vs. Cle.: Practice squad...(10/7) at LAC: Practice squad...(10/14) vs. Sea.: Practice squad...(10/28) vs. Ind.: Saw action as a rotational player on defense in his Raiders debut...(11/1) at SF: Recorded four tackles...(11/11) vs. LAC: Earned his first start on defense and tallied three tackles...Appeared on special teams...(11/18) at Ari.: Registered two tackles...(11/25) at Bal.: Totaled four tackles (three) as a rotational player on defense...(12/2) vs. KC: Saw limited action on both defense and special teams.

JASON CABINDA'S CAREER STATISTICS

Year	Team	GP	GS	Total	Solo	TACKLES			Yds.	No.	INTERCEPTIONS				FUMBLES		
						Asst.	Sacks				Yds.	Lg.	TD	PD	FF	FR	Yds.
2018	Oakland	6	2	13	7	6	0.0		0.0	0	0	-	0	0	0	0	0
Totals		6	2	13	7	6	0.0		0.0	0	0	-	0	0	0	0	0

JASON CABINDA 2018 GAME-BY-GAME

Date	Opponent	W/L	GP/GS	Total	Solo	TACKLES			Yds.	No.	INTERCEPTIONS				FUMBLES		
						Asst.	Sacks				Yds.	Lg.	TD	PD	FF	FR	Yds.
9/10	LAR	L				(PRACTICE SQUAD)											
9/16	at Den.	L				(PRACTICE SQUAD)											
9/23	at Mia.	L				(PRACTICE SQUAD)											
9/30	Cle.	W				(PRACTICE SQUAD)											
10/7	at LAC	L				(PRACTICE SQUAD)											
10/14	Sea. (Lon.)	L				(PRACTICE SQUAD)											
10/28	Ind.	L	1/0	0	0	0	0.0		0.0	0	0	-	0	0	0	0	0
11/1	at SF	L	1/0	4	2	2	0.0		0.0	0	0	-	0	0	0	0	0
11/11	LAC	L	1/1	3	1	2	0.0		0.0	0	0	-	0	0	0	0	0
11/18	at Ari.	W	1/1	2	1	1	0.0		0.0	0	0	-	0	0	0	0	0
11/25	at Bal.	L	1/0	4	3	1	0.0		0.0	0	0	-	0	0	0	0	0
12/2	KC	L	1/0	0	0	0	0.0		0.0	0	0	-	0	0	0	0	0
12/9	Pit.																
12/16	at Cin.																
12/24	Den.																
12/30	at KC																
Totals			6/2	13	7	6	0.0		0.0	0	0	-	0	0	0	0	0



UPDATED BIOS - DEFENSE

91



**SHILIQUE
CALHOUN**

POSITION: LINEBACKER
COLLEGE: MICHIGAN STATE
HEIGHT: 6-4 | **WEIGHT:** 250
ACQUIRED: FA-'18
NFL EXP: 3 | **RAIDERS EXP:** 3
HOMETOWN: MIDDLETOWN, N.J.
BORN: 03/20/92

2018: (9/10) vs. LAR: Recorded one tackle in the season opener...**(9/16) at Den.:** Placed on team's practice squad...**(9/23) at Mia.:** Appeared primarily on special teams...**(9/30) vs. Cle.:** Inactive...**(10/7) at LAC:** Inactive...**(10/14) vs. Sea.:** Registered one tackle...Appeared primarily on special teams...**(10/28) vs. Ind.;****(11/1) at SF:** Inactive...**(11/11) vs. LAC:** Notched four tackles including one tackle for loss...**(11/18) at Ari.:** Appeared primarily on special teams...Saw action as a rotational player on defense...**(11/25) at Bal.:** Recorded one tackle...Contributed primarily on special teams...**(12/2) vs. KC:** Recorded a career-high five tackles (three), including one for a loss...Also appeared on special teams.

SHILIQUE CALHOUN'S CAREER STATISTICS

Year	Team	GP	GS	Total	TACKLES			Yds.	No.	INTERCEPTIONS				FUMBLES		
					Solo	Asst.	Sacks			Yds.	Lg.	TD	PD	FF	FR	Yds.
2016	Oakland	10	0	6	5	1	0.5	1.0	0	0	-	0	1	0	0	0
2017	Oakland	9	0	6	4	2	0.0	0.0	0	0	-	0	0	0	0	0
2018	Oakland	7	0	12	6	6	0.0	0.0	0	0	-	0	0	0	0	0
Totals		26	0	24	15	9	0.5	1.0	0	0	-	0	1	0	0	0

SHILIQUE CALHOUN 2018 GAME-BY-GAME

Date	Opponent	W/L	GP/GS	Total	TACKLES			Yds.	No.	INTERCEPTIONS				FUMBLES		
					Solo	Asst.	Sacks			Yds.	Lg.	TD	PD	FF	FR	Yds.
9/10	LAR	L	1/0	1	0	1	0.0	0.0	0	0	-	0	0	0	0	0
9/16	at Den.	L														
9/23	at Mia.	L	1/0	0	0	0	0.0	0.0	0	0	-	0	0	0	0	0
9/30	Cle.	W														
10/7	at LAC	L														
10/14	Sea. (Lon.)	L	1/0	1	1	0	0.0	0.0	0	0	-	0	0	0	0	0
10/28	Ind.	L														
11/1	at SF	L														
11/11	LAC	L	1/0	4	2	2	0.0	0.0	0	0	-	0	0	0	0	0
11/18	at Ari.	W	1/0	0	0	0	0.0	0.0	0	0	-	0	0	0	0	0
11/25	at Bal.	L	1/0	1	0	1	0.0	0.0	0	0	-	0	0	0	0	0
12/2	KC	L	1/0	5	3	2	0.0	0.0	0	0	-	0	0	0	0	0
12/9	Pit.															
12/16	at Cin.															
12/24	Den.															
12/30	at KC															
Totals			7/0	12	6	6	0.0	0.0	0	0	-	0	0	0	0	0



UPDATED BIOS - DEFENSE

21



**GAREON
CONLEY**

POSITION: CORNERBACK
COLLEGE: OHIO STATE
HEIGHT: 6-0 | **WEIGHT:** 195
ACQUIRED: D1-'17
NFL EXP: 2 | **RAIDERS EXP:** 2
HOMETOWN: MASSILLON, OHIO
BORN: 06/29/95

2018: (9/10) vs. LAR: Started in the season opener, recording two tackles (one solo)...**(9/16) at Den.:** Registered four tackles and had a game-high four passes defended... **(9/23) at Mia.:** Totaled two tackles and one pass defended...**(9/30) vs. Cle.:** Totaled one tackle, his first career INT and one pass defended.. His INT of Baker Mayfield was returned 36 yards for a TD...**(10/7) at LAC:** Recorded one tackle...**(10/14) vs. Sea.:** Appeared exclusively on special teams...**(10/28) vs. Ind.:** Totaled three tackles and one pass defended...**(11/1) at SF:** Saw extensive action on defense...Recorded two tackles...Appeared on special teams...**(11/11) vs. LAC:** Finished second on the team with six tackles (three)...**(11/18) at Ari.:** Totaled one tackle, one pass defended and one INT...His INT of Josh Rosen came on the second play of the game and was returned 28 yards to set-up a Raiders 23-yard TD...**(11/25) at Bal.:** Tallied two tackles and two passes defended...His deflection of a Lamar Jackson pass led to an INT by Marcus Gilchrist in the first half...**(12/2) vs. KC:** Totaled four tackles and one pass defended...Has recorded at least one pass defended in three consecutive games.

GAREON CONLEY'S CAREER STATISTICS

Year	Team	GP	GS	Total	Solo	TACKLES			Yds.	No.	INTERCEPTIONS				FUMBLES		
						Asst.	Sacks				Yds.	Lg.	TD	PD	FF	FR	Yds.
2017	Oakland	2	0	7	5	2	0.0	0.0	0	0	0	-	0	2	0	0	0
2018	Oakland	12	11	28	19	9	0.0	0.0	2	2	64	36	1	11	0	0	0
Totals		14	11	35	24	11	0.0	0.0	2	2	64	36	1	13	0	0	0

GAREON CONLEY 2018 GAME-BY-GAME

Date	Opponent	W/L	GP/GS	Total	Solo	TACKLES			Yds.	No.	INTERCEPTIONS				FUMBLES		
						Asst.	Sacks				Yds.	Lg.	TD	PD	FF	FR	Yds.
9/10	LAR	L	1/1	2	1	1	0.0	0.0	0	0	0	-	0	0	0	0	0
9/16	at Den.	L	1/1	4	3	1	0.0	0.0	0	0	0	-	0	4	0	0	0
9/23	at Mia.	L	1/1	2	2	0	0.0	0.0	0	0	0	-	0	1	0	0	0
9/30	Cle.	W	1/1	1	1	0	0.0	0.0	1	1	36	36	1	1	0	0	0
10/7	at LAC	L	1/1	1	1	0	0.0	0.0	0	0	0	-	0	0	0	0	0
10/14	Sea. (Lon.)	L	1/0	0	0	0	0.0	0.0	0	0	0	-	0	0	0	0	0
10/28	Ind.	L	1/1	3	2	1	0.0	0.0	0	0	0	-	0	1	0	0	0
11/1	at SF	L	1/1	2	2	0	0.0	0.0	0	0	0	-	0	0	0	0	0
11/11	LAC	L	1/1	6	3	3	0.0	0.0	0	0	0	-	0	0	0	0	0
11/18	at Ari.	W	1/1	1	1	0	0.0	0.0	1	1	28	28	0	1	0	0	0
11/25	at Bal.	L	1/1	2	1	1	0.0	0.0	0	0	0	-	0	2	0	0	0
12/2	KC	L	1/1	4	2	2	0.0	0.0	0	0	0	-	0	1	0	0	0
12/9	Pit.																
12/16	at Cin.																
12/24	Den.																
12/30	at KC																
Totals			12/11	28	19	9	0.0	0.0	2	2	64	36	1	11	0	0	0



UPDATED BIOS - DEFENSE

78



**JUSTIN
ELLIS**

POSITION: DEFENSIVE TACKLE
COLLEGE: LOUISIANA TECH
HEIGHT: 6-2 | **WEIGHT:** 335
ACQUIRED: D4-'14
NFL EXP: 5 | **RAIDERS EXP:** 5
HOMETOWN: MONROE, LA.
BORN: 12/27/90

2018: (9/10) vs. LAR: Exited the game with a foot injury...(9/16) at Den.: Reserve/Injured List...(9/23) at Mia.: Reserve/Injured List...(9/30) vs. Cle.: Reserve/Injured List...(10/7) at LAC: Reserve/Injured List...(10/14) vs. Sea.: Reserve/Injured List...(10/28) vs. Ind.: Reserve/Injured List...(11/1) at SF: Reserve/Injured List...(11/11) vs. LAC: Reserve/Injured List...(11/18) at Ari.: Reserve/Injured List...(11/25) at Bal.: Reserve/Injured List...(12/2) vs. KC: Saw action as a rotational player during his first game back from injury.

JUSTIN ELLIS' CAREER STATISTICS

Year	Team	GP	GS	TACKLES					Yds.	No.	INTERCEPTIONS					FUMBLES		
				Total	Solo	Asst.	Sacks				Yds.	Lg.	TD	PD		FF	FR	Yds.
2014	Oakland	16	14	39	21	18	0.0	0.0	0	0	0	-	0	1		0	0	0
2015	Oakland	12	9	22	15	7	0.0	0.0	0	0	0	-	0	2		0	0	0
2016	Oakland	16	4	29	16	13	0.0	0.0	0	0	0	-	0	0		0	0	0
2017	Oakland	16	14	44	30	14	0.5	0.5	0	0	0	-	0	0		0	0	0
2018	Oakland	2	1	0	0	0	0.0	0.0	0	0	0	-	0	0		0	0	0
Totals		62	42	134	82	52	0.5	0.5	0	0	0	-	0	3		0	0	0

JUSTIN ELLIS 2018 GAME-BY-GAME

Date	Opponent	W/L	GP/GS	TACKLES					Yds.	No.	INTERCEPTIONS					FUMBLES		
				Total	Solo	Asst.	Sacks				Yds.	Lg.	TD	PD		FF	FR	Yds.
9/10	LAR	L	1/1	0	0	0	0.0	0.0	0	0	0	-	0	0		0	0	0
9/16	at Den.	L		(RESERVE/INJURED - FOOT)														
9/23	at Mia.	L		(RESERVE/INJURED - FOOT)														
9/30	Cle.	W		(RESERVE/INJURED - FOOT)														
10/7	at LAC	L		(RESERVE/INJURED - FOOT)														
10/14	Sea. (Lon.)	L		(RESERVE/INJURED - FOOT)														
10/28	Ind.	L		(RESERVE/INJURED - FOOT)														
11/1	at SF	L		(RESERVE/INJURED - FOOT)														
11/11	LAC	L		(RESERVE/INJURED - FOOT)														
11/18	at Ari.	W		(RESERVE/INJURED - FOOT)														
11/25	at Bal.	L		(RESERVE/INJURED - FOOT)														
12/2	KC	L	1/0	0	0	0	0.0	0.0	0	0	0	-	0	0		0	0	0
12/9	Pit.																	
12/16	at Cin.																	
12/24	Den.																	
12/30	at KC																	
Totals			2/1	0	0	0	0.0	0.0	0	0	0	-	0	0		0	0	0



UPDATED BIOS - DEFENSE

31



MARCUS GILCHRIST

POSITION: SAFETY
COLLEGE: CLEMSON
HEIGHT: 5-10 | **WEIGHT:** 200
ACQUIRED: UFA-'18 (HOU.)
NFL EXP.: 8 | **RAIDERS EXP.:** 1
HOMETOWN: HIGH POINT, N.C.
BORN: 12/08/88

2018: (9/10) vs. LAR: Tied for second on the team with six tackles (four solo) and added a pass defense in his Raiders debut...(9/16) **at Den.:** Recorded five tackles (four) while also contributing on special teams...(9/23) **at Mia.:** Started on defense and registered two tackles...(9/30) **vs. Cle.:** Recorded 4 tackles (two)...Also appeared on special teams...(10/7) **at LAC:** Totaled five tackles and one pass defended...(10/14) **vs. Sea.:** Saw extensive action on defense and recorded three tackles...(10/28) **vs. Ind.:** Registered five tackles...(11/1) **at SF:** Recorded three tackles...Appeared on special teams...(11/11) **vs. LAC:** Tallied three tackles, one pass defended and an INT...His INT of Philip Rivers came on Oakland's 27-yard line late in the third quarter...(11/18) **at Ari.:** Recorded one pass defended...Saw action on special teams...(11/25) **at Bal.:** Finished with four tackles (three), one INT and one pass defended...He picked off a Lamar Jackson pass in the endzone to prevent a Ravens score late in the first half...His second INT of the season is tied for the team lead...(12/2) **vs. KC:** Saw extensive action on defense and recorded two tackles...Appeared on special teams.

MARCUS GILCHRIST'S CAREER STATISTICS

Year	Team	GP	GS	Total	TACKLES			Yds.	No.	INTERCEPTIONS				FUMBLES		
					Solo	Asst.	Sacks			Yds.	Lg.	TD	PD	FF	FR	Yds.
2011	San Diego	14	4	28	24	4	0.0	0.0	2	22	21	0	4	0	1	40
2012	San Diego	16	4	55	46	9	1.0	7.0	0	0	-	0	3	0	0	0
2013	San Diego	16	16	76	58	18	1.0	12.0	2	43	26	0	5	1	1	0
2014	San Diego	16	16	76	59	17	1.0	1.0	1	4	4	0	5	2	0	0
2015	NY Jets	16	16	82	60	22	0.0	0.0	3	31	31	0	7	0	0	0
2016	NY Jets	13	13	53	38	15	0.0	0.0	2	25	25	0	3	1	0	0
2017	Houston	16	13	56	45	11	1.0	8.0	1	17	17	0	6	1	0	0
2018	Oakland	12	12	42	28	14	0.0	0.0	2	0	0	0	5	0	0	0
Totals		119	94	468	358	110	4.0	28.0	13	142	31	0	38	5	2	40
POSTSEASON																
2013	San Diego	2	2	10	8	2	0.0	0.0	0	0	-	0	0	0	0	0
Totals		2	2	10	8	2	0.0	0.0	0	0	-	0	0	0	0	0

MARCUS GILCHRIST 2018 GAME-BY-GAME

Date	Opponent	W/L	GP/GS	Total	TACKLES			Yds.	No.	INTERCEPTIONS				FUMBLES		
					Solo	Asst.	Sacks			Yds.	Lg.	TD	PD	FF	FR	Yds.
9/10	LAR	L	1/1	6	4	2	0.0	0.0	0	0	-	0	1	0	0	0
9/16	at Den.	L	1/1	5	4	1	0.0	0.0	0	0	-	0	0	0	0	0
9/23	at Mia.	L	1/1	2	2	0	0.0	0.0	0	0	-	0	0	0	0	0
9/30	Cle.	W	1/1	4	2	2	0.0	0.0	0	0	-	0	0	0	0	0
10/7	at LAC	L	1/1	5	2	3	0.0	0.0	0	0	-	0	1	0	0	0
10/14	Sea. (Lon.)	L	1/1	3	3	0	0.0	0.0	0	0	-	0	0	0	0	0
10/28	Ind.	L	1/1	5	4	1	0.0	0.0	0	0	-	0	0	0	0	0
11/1	at SF	L	1/1	3	2	1	0.0	0.0	0	0	-	0	0	0	0	0
11/11	LAC	L	1/1	3	1	2	0.0	0.0	1	0	0	0	1	0	0	0
11/18	at Ari.	W	1/1	0	0	0	0.0	0.0	0	0	-	0	1	0	0	0
11/25	at Bal.	L	1/1	4	3	1	0.0	0.0	1	0	0	0	1	0	0	0
12/2	KC	L	1/1	2	1	1	0.0	0.0	0	0	-	0	0	0	0	0
12/9	Pit.															
12/16	at Cin.															
12/24	Den.															
12/30	at KC															
Totals			12/12	42	28	14	0.0	0.0	2	0	0	0	5	0	0	0



UPDATED BIOS - DEFENSE

92



**PJ
HALL**

POSITION: DEFENSIVE TACKLE
COLLEGE: SAM HOUSTON STATE
HEIGHT: 6-1 | **WEIGHT:** 308
ACQUIRED: D2-'18
NFL EXP.: R | **RAIDERS EXP.:** R
HOMETOWN: SEGUIN, TEXAS
BORN: 04/05/95

2018: (9/10) vs. LAR: In his NFL debut, recorded three tackles (two solo)...**(9/16) at Den.:** Inactive due to an ankle injury... **(9/23) at Mia.:** Inactive due to an ankle injury...**(9/30) vs. Cle.:** Returned to action as a rotational player on defense...**(10/7) at LAC:** Totaled one tackle for loss and his first career pass defended...**(10/14) vs. Sea.:** Registered one tackle...**(10/28) vs. Ind.:** Recorded two tackles as a rotational player on defense...**(11/1) at SF:** Totaled three tackles including one tackle for loss...**(11/11) vs. LAC:** Saw action as a rotational player on defense...**(11/18) at Ari.:** Registered two tackles...**(11/25) at Bal.:** Recorded one tackle as a rotational player on defense...**(12/2) vs. KC:** Made his second start at defensive tackle...Tallied two tackles and one pass defended.

P.J. HALL'S CAREER STATISTICS

Year	Team	GP	GS	Total	TACKLES			Yds.	No.	INTERCEPTIONS				FUMBLES		
					Solo	Asst.	Sacks			Yds.	Lg.	TD	PD	FF	FR	Yds.
2018	Oakland	10	2	15	12	3	0.0	0.0	0	0	-	0	2	0	0	0
Totals		10	2	15	12	3	0.0	0.0	0	0	-	0	2	0	0	0

P.J. HALL 2018 GAME-BY-GAME

Date	Opponent	W/L	GP/GS	Total	TACKLES			Yds.	No.	INTERCEPTIONS				FUMBLES		
					Solo	Asst.	Sacks			Yds.	Lg.	TD	PD	FF	FR	Yds.
9/10	LAR	L	1/1	3	2	1	0.0	0.0	0	0	-	0	0	0	0	0
9/16	at Den.	L				(INACTIVE - ANKLE)										
9/23	at Mia.	L				(INACTIVE - ANKLE)										
9/30	Cle.	W	1/0	0	0	0	0.0	0.0	0	0	-	0	0	0	0	0
10/7	at LAC	L	1/0	1	1	0	0.0	0.0	0	0	-	0	1	0	0	0
10/14	Sea. (Lon.)	L	1/0	1	1	0	0.0	0.0	0	0	-	0	0	0	0	0
10/28	Ind.	L	1/0	2	1	1	0.0	0.0	0	0	-	0	0	0	0	0
11/1	at SF	L	1/0	3	3	0	0.0	0.0	0	0	-	0	0	0	0	0
11/11	LAC	L	1/0	0	0	0	0.0	0.0	0	0	-	0	0	0	0	0
11/18	at Ari.	W	1/0	2	2	0	0.0	0.0	0	0	-	0	0	0	0	0
11/25	at Bal.	L	1/0	1	0	1	0.0	0.0	0	0	-	0	0	0	0	0
12/2	KC	L	1/1	2	2	0	0.0	0.0	0	0		0	1	0	0	0
12/9	Pit.															
12/16	at Cin.															
12/24	Den.															
12/30	at KC															
Totals			10/2	15	12	3	0.0	0.0	0	0	-	0	2	0	0	0



UPDATED BIOS - DEFENSE

90



JOHNATHAN HANKINS

POSITION: DEFENSIVE TACKLE
COLLEGE: OHIO STATE
HEIGHT: 6-3 | **WEIGHT:** 320
ACQUIRED: FA-'18
NFL EXP: 6 | **RAIDERS EXP:** 1
HOMETOWN: DEARBORN HEIGHTS, MI.
BORN: 01/01/92

2018: (9/10) vs. LAR: Not on roster...(9/16) at Den.: Saw limited action on defense in his first game in the Silver and Black...(9/23) at Mia.: Recorded one tackle...Appeared on special teams...(9/30) vs. Cle.: Started at defensive tackle...Totaled two tackles and two fumble recoveries...Hankins' recorded his first career fumble recovery late in the third quarter, leading to a Raiders TD three plays later...(10/7) at LAC: Saw extensive action on defense...Registered two tackles...(10/14) vs. Sea.: Recorded one tackle...Appeared on special teams...(10/28) vs. Ind.: Finished with nine tackles for second-most on the team...(11/1) at SF: Recorded four tackles including two tackles for loss...(11/11) vs. LAC: Recorded two tackles...(11/18) at Ari.: Recorded two tackles...Appeared on special teams...(11/25) at Bal.: Notched three tackles (two) while also contributing on special teams...(12/2) vs. KC: Recorded two tackles as a rotational player on defense.

JOHNATHAN HANKINS' CAREER STATISTICS

Year	Team	GP	GS	TACKLES				Yds.	No.	INTERCEPTIONS				FUMBLES		
				Total	Solo	Asst.	Sacks			Yds.	Lg.	TD	PD	FF	FR	Yds.
2013	New York Giants	11	0	16	9	7	0.0	0	0	0	-	0	0	0	0	0
2014	New York Giants	16	16	51	30	21	7.0	53.0	0	0	-	0	3	1	0	0
2015	New York Giants	9	9	30	21	9	0.0	0	0	0	-	0	1	1	0	0
2016	New York Giants	16	16	43	29	14	3.0	16.5	0	0	-	0	0	1	0	0
2017	Indianapolis	15	15	44	24	20	2.0	3.0	0	0	-	0	3	0	0	0
2018	Oakland	11	10	28	16	12	0.0	0.0	0	0	-	0	0	0	2	0
Totals		78	66	212	129	83	12.0	72.5	0	0	-	0	7	3	2	0
POSTSEASON																
2016	New York Giants	1	1	3	2	1	1.0	1.0	0	0	-	0	0	0	0	0
Totals		1	1	3	2	1	1.0	1.0	0	0	-	0	0	0	0	0

JOHNATHAN HANKINS 2018 GAME-BY-GAME

Date	Opponent	W/L	GP/GS	TACKLES				Yds.	No.	INTERCEPTIONS				FUMBLES		
				Total	Solo	Asst.	Sacks			Yds.	Lg.	TD	PD	FF	FR	Yds.
9/10	LAR	L														
9/16	at Den.	L	1/0	0	0	0	0.0	0.0	0	0	-	0	0	0	0	0
9/23	at Mia.	L	1/1	1	0	1	0.0	0.0	0	0	-	0	0	0	0	0
9/30	Cle.	W	1/1	2	2	0	0.0	0.0	0	0	-	0	0	0	2	0
10/7	at LAC	L	1/1	2	0	2	0.0	0.0	0	0	-	0	0	0	0	0
10/14	Sea. (Lon.)	L	1/1	1	1	0	0.0	0.0	0	0	-	0	0	0	0	0
10/28	Ind.	L	1/1	9	5	4	0.0	0.0	0	0	-	0	0	0	0	0
11/1	at SF	L	1/1	4	2	2	0.0	0.0	0	0	-	0	0	0	0	0
11/11	LAC	L	1/1	2	2	0	0.0	0.0	0	0	-	0	0	0	0	0
11/18	at Ari.	W	1/1	2	1	1	0.0	0.0	0	0	-	0	0	0	0	0
11/25	at Bal.	L	1/1	3	2	1	0.0	0.0	0	0	-	0	0	0	0	0
12/2	KC	L	1/1	2	1	1	0.0	0.0	0	0	-	0	0	0	0	0
12/9	Pit.															
12/16	at Cin.															
12/24	Den.															
12/30	at KC															
Totals			11/10	28	16	12	0.0	0.0	0	0	-	0	0	0	2	0



UPDATED BIOS - DEFENSE

25



ERIK HARRIS

POSITION: SAFETY
COLLEGE: CALIFORNIA (PA)
HEIGHT: 6-3 | **WEIGHT:** 225
ACQUIRED: FA-'17
NFL EXP: 3 | **RAIDERS EXP:** 2
HOMETOWN: NEW OXFORD, PA..
BORN: 04/02/90

2018: (9/10) vs. LAR: Appeared exclusively on special teams in the season opener...(9/16) **at Den.:** Registered four tackles, including one for loss...Also appeared on special teams...(9/23) **at Mia.:** Saw action on defense and special teams...Recorded two tackles...(9/30) **vs. Cle.:** Registered one tackle while also contributing on special teams...(10/7) **at LAC:** Totaled four tackles on defense, including one for loss, and one special teams tackle...(10/14) **vs. Sea.:** Registered two tackles and one pass defended...His pass breakup led to an INT of Russell Wilson in the red zone...(10/28) **vs. Ind.:** Made his first start at safety...Recorded six tackles and two passes defended...Saw action on special teams...(11/1) **at SF:** Saw extensive action on defense...Recorded three tackles...(11/11) **vs. LAC:** Appeared primarily on special teams...Notched one tackle on defense...(11/18) **at Ari.:** Registered one tackle on defense while contributing one tackle on special teams...(11/25) **at Bal.:** Tallied one tackle and one pass defended...His pass defended led to an INT by Reggie Nelson with 5:37 left in the first half...Also appeared on special teams...(12/2) **vs. KC:** Appeared primarily on special teams...Saw action as a rotational player on defense.

ERIK HARRIS' CAREER STATISTICS

Year	Team	GP	GS	TACKLES				Yds.	No.	INTERCEPTIONS				FUMBLES		
				Total	Solo	Asst.	Sacks			Yds.	Lg.	TD	PD	FF	FR	Yds.
2016	New Orleans	4	0	1	1	0	0.0	0.0	0	0	-	0	0	0	0	0
2017	Oakland	15	0	5	4	1	0.0	0.0	0	0	-	0	0	0	0	0
2018	Oakland	12	1	25	24	1	0.0	0.0	0	0	-	0	4	0	0	0
Totals		31	1	31	29	2	0.0	0.0	0	0	-	0	4	0	0	0

ERIK HARRIS 2018 GAME-BY-GAME

Date	Opponent	W/L	GP/GS	TACKLES				Yds.	No.	INTERCEPTIONS				FUMBLES		
				Total	Solo	Asst.	Sacks			Yds.	Lg.	TD	PD	FF	FR	Yds.
9/10	LAR	L	1/0	0	0	0	0.0	0.0	0	0	-	0	0	0	0	0
9/16	at Den.	L	1/0	4	4	0	0.0	0.0	0	0	-	0	0	0	0	0
9/23	at Mia.	L	1/0	2	2	0	0.0	0.0	0	0	-	0	0	0	0	0
9/30	Cle.	W	1/0	1	1	0	0.0	0.0	0	0	-	0	0	0	0	0
10/7	at LAC	L	1/0	4	3	1	0.0	0.0	0	0	-	0	0	0	0	0
10/14	Sea. (Lon.)	L	1/0	2	2	0	0.0	0.0	0	0	-	0	1	0	0	0
10/28	Ind.	L	1/1	6	6	0	0.0	0.0	0	0	-	0	2	0	0	0
11/1	at SF	L	1/0	3	3	0	0.0	0.0	0	0	-	0	0	0	0	0
11/11	LAC	L	1/0	1	1	0	0.0	0.0	0	0	-	0	0	0	0	0
11/18	at Ari.	W	1/0	1	1	0	0.0	0.0	0	0	-	0	0	0	0	0
11/25	at Bal.	L	1/0	1	1	0	0.0	0.0	0	0	-	0	1	0	0	0
12/2	KC	L	1/0	0	0	0	0.0	0.0	0	0	-	0	0	0	0	0
12/9	Pit.															
12/16	at Cin.															
12/24	Den.															
12/30	at KC															
Totals			12/1	25	24	1	0.0	0.0	0	0	-	0	4	0	0	0



UPDATED BIOS - DEFENSE

73



**MAURICE
HURST**

POSITION: DEFENSIVE TACKLE
COLLEGE: MICHIGAN
HEIGHT: 6-1 | **WEIGHT:** 291
ACQUIRED: D5A-'18
NFL EXP.: R | **RAIDERS EXP.:** R
HOMETOWN: CANTON, MISS.
BORN: 05/09/95

2018: (9/10) vs. LAR: Recorded three stops on defense (three solo) in his NFL debut...**(9/16) at Den.:** Made his first career start at defensive tackle...Registered his first career sack when he took down Case Keenum for a 5-yard loss...**(9/23) at Mia.:** Started on defense and recorded one tackle...**(9/30) vs. Cle.:** Totaled four tackles (two), one sack, his first career forced fumble and one pass defended...His strip sack of Baker Mayfield came late in the third quarter and led to a Raiders scoring drive...**(10/7) at LAC:** Registered two tackles and one pass defended for the second consecutive game...**(10/14) vs. Sea.:** Totaled two tackles and one pass defended...**(10/28) vs. Ind.:** Started on defense and recorded two tackles...**(11/1) at SF:** Registered three tackles...**(11/11) vs. LAC:** Recorded his team-high third sack when he took down Philip Rivers for a 1-yard loss, forcing the Chargers to settle for a FG with 5:49 remaining in the first half...Finished with four tackles and one sack...**(11/18) at Ari.:** Finished second on the team with 5 tackles and one sack...He recorded his team-leading fourth sack of the season, taking down Josh Rosen for a loss of eight yards...Since 2013 no player drafted in the fifth round or later has compiled more sacks through the first 10 games of their rookie season...**(11/25) at Bal.:** Registered one tackle...**(12/2) vs. KC:** Notched one tackle as a rotational player on defense.

MAURICE HURST'S CAREER STATISTICS

Year	Team	GP	GS	Total	TACKLES				Yds.	No.	INTERCEPTIONS				FUMBLES		
					Solo	Asst.	Sacks				Yds.	Lg.	TD	PD	FF	FR	Yds.
2018	Oakland	12	10	28	24	4	4.0	18.0	0	0	0	-	0	3	1	0	0
Totals		12	10	28	24	4	4.0	18.0	0	0	0	-	0	3	1	0	0

MAURICE HURST 2018 GAME-BY-GAME

Date	Opponent	W/L	GP/GS	Total	TACKLES				Yds.	No.	INTERCEPTIONS				FUMBLES		
					Solo	Asst.	Sacks				Yds.	Lg.	TD	PD	FF	FR	Yds.
9/10	LAR	L	1/0	3	3	0	0.0	0.0	0	0	0	-	0	0	0	0	0
9/16	at Den.	L	1/1	1	1	0	1.0	5.0	0	0	0	-	0	0	0	0	0
9/23	at Mia.	L	1/1	1	1	0	0.0	0.0	0	0	0	-	0	0	0	0	0
9/30	Cle.	W	1/1	4	2	2	1.0	4.0	0	0	0	-	0	1	1	0	0
10/7	at LAC	L	1/1	2	2	0	0.0	0.0	0	0	0	-	0	1	0	0	0
10/14	Sea. (Lon.)	L	1/1	1	1	0	0.0	0.0	0	0	0	-	0	1	0	0	0
10/28	Ind.	L	1/1	2	2	0	0.0	0.0	0	0	0	-	0	0	0	0	0
11/1	at SF	L	1/1	3	3	0	0.0	0.0	0	0	0	-	0	0	0	0	0
11/11	LAC	L	1/1	4	4	0	1.0	1.0	0	0	0	-	0	0	0	0	0
11/18	at Ari.	W	1/1	5	5	0	1.0	8.0	0	0	0	-	0	0	0	0	0
11/25	at Bal.	L	1/1	1	0	1	0.0	0.0	0	0	0	-	0	0	0	0	0
12/2	KC	L	1/0	1	0	1	0.0	0.0	0	0	0	-	0	0	0	0	0
12/9	Pit.																
12/16	at Cin.																
12/24	Den.																
12/30	at KC																
Totals			12/10	28	24	4	4.0	18.0	0	0	0	-	0	3	1	0	0



UPDATED BIOS - DEFENSE

42



KARL JOSEPH

POSITION: SAFETY
COLLEGE: WEST VIRGINIA
HEIGHT: 5-10 | **WEIGHT:** 205
ACQUIRED: D1-'16
NFL EXP.: 3 | **RAIDERS EXP.:** 3
HOMETOWN: ORLANDO, FLA.
BORN: 09/08/93

2018: (9/10) vs. LAR: Saw limited action on defense, appearing primarily on special teams...(9/16) at Den.: Participated primarily on special teams...Also saw limited action on defense... (9/23) at Mia.: Exited the game in the first quarter with a hamstring injury...(9/30) vs. Cle.; (10/7) at LAC; (10/14) vs. Sea.: Inactive due to a hamstring injury...(10/28) vs. Ind.: Returned to action and recorded five tackles as a rotational player on defense...(11/1) at SF: Recorded one tackle...Appeared on special teams...(11/11) vs. LAC: Made his first start on defense and registered five tackles...Added a tackle on special teams...(11/18) at Ari.: Finished tied for second on the team with five stops (three), one INT and one pass defended...His INT of Josh Rosen was returned five yards and led to a game-tying TD late in the first half...(11/25) at Bal.: Finished with the second-most on the team and a season-high eight tackles (seven)...(12/2) vs. KC: Started his fourth consecutive game at safety and posted two tackles...Contributed one tackle on special teams.

KARL JOSEPH'S CAREER STATISTICS

Year	Team	GP	GS	Total	TACKLES			Yds.	No.	INTERCEPTIONS				FUMBLES		
					Solo	Asst.	Sacks			Yds.	Lg.	TD	PD	FF	FR	Yds.
2016	Oakland	12	9	76	51	25	0.0	0.0	1	21	21	0	6	0	1	0
2017	Oakland	15	15	81	61	20	1.0	7.0	1	-1	-1	0	5	1	1	0
2018	Oakland	9	4	26	19	7	0.0	0.0	1	5	5	0	1	0	0	0
Totals		36	28	183	131	52	1.0	7.0	3	25	21	0	12	1	2	0
POSTSEASON																
2016	Oakland	1	1	4	4	0	0.0	0.0	0	0	-	0	0	0	0	0
Totals		1	1	4	4	0	0.0	0.0	0	0	-	0	0	0	0	0

KARL JOSEPH 2018 GAME-BY-GAME

Date	Opponent	W/L	GP/GS	Total	TACKLES			Yds.	No.	INTERCEPTIONS				FUMBLES		
					Solo	Asst.	Sacks			Yds.	Lg.	TD	PD	FF	FR	Yds.
9/10	LAR	L	1/0	0	0	0	0.0	0.0	0	0	-	0	0	0	0	0
9/16	at Den.	L	1/0	0	0	0	0.0	0.0	0	0	-	0	0	0	0	0
9/23	at Mia.	L	1/0	0	0	0	0.0	0.0	0	0	-	0	0	0	0	0
9/30	Cle.	W														
10/7	at LAC	L														
10/14	Sea. (Lon.)	L														
10/28	Ind.	L	1/0	5	3	2	0.0	0.0	0	0	-	0	0	0	0	0
11/1	at SF	L	1/0	1	0	1	0.0	0.0	0	0	-	0	0	0	0	0
11/11	LAC	L	1/1	5	5	0	0.0	0.0	0	0	-	0	0	0	0	0
11/18	at Ari.	W	1/1	5	3	2	0.0	0.0	1	5	5	0	1	0	0	0
11/25	at Bal.	L	1/1	8	7	1	0.0	0.0	0	0	-	0	0	0	0	0
12/2	KC	L	1/1	2	1	1	0.0	0.0	0	0	-	0	0	0	0	0
12/9	Pit.															
12/16	at Cin.															
12/24	Den.															
12/30	at KC															
Totals			9/4	26	19	7	0.0	0.0	1	5	-	0	1	0	0	0



UPDATED BIOS - DEFENSE



**ARDEN
KEY**

POSITION: DEFENSIVE END
COLLEGE: LSU
HEIGHT: 6-5 | **WEIGHT:** 238
ACQUIRED: D3B-'18
NFL EXP.: R | **RAIDERS EXP.:** R
HOMETOWN: DECATUR, GA.
BORN: 05/03/96

2018: (9/10) vs. LAR: Totaled three tackles (one solo) on defense in his NFL debut...(9/16) **at Den.:** Recorded two tackles as a rotational player on the defensive line...(9/23) **at Mia.:** Registered two tackles...(9/30) **vs. Cle.:** Saw extensive action on defense and recorded one tackle for loss...(10/7) **at LAC:** Registered one tackle...Also appeared on special teams...(10/14) **vs. Sea.:** Made his first career start at defensive end...Registered his first career sack when he took down Russell Wilson for an 8-yard loss...Recorded a career-high four tackles...(10/28) **vs. Ind.:** Registered two tackles...(11/1) **at SF:** Saw action on as a rotational player on defense...Appeared on special teams...(11/11) **vs. LAC:** Recorded four tackles in his return to the starting lineup...(11/18) **at Ari.:** Started at defensive end for the second consecutive game...Appeared on special teams...(11/25) **at Bal.:** Recorded three tackles while also contributing on special teams...(12/2) **vs. KC:** Recorded the team's first blocked kick of the season on a Harrison Butker PAT in the second quarter.

ARDEN KEY'S CAREER STATISTICS

Year	Team	GP	GS	Total	TACKLES			Yds.	No.	INTERCEPTIONS				FUMBLES		
					Solo	Asst.	Sacks			Yds.	Lg.	TD	PD	FF	FR	Yds.
2018	Oakland	12	6	22	15	7	1.0	8.0	0	0	-	0	0	0	0	0
Totals		12	6	22	15	7	1.0	8.0	0	0	-	0	0	0	0	0

ARDEN KEY 2018 GAME-BY-GAME

Date	Opponent	W/L	GP/GS	Total	TACKLES			Yds.	No.	INTERCEPTIONS				FUMBLES		
					Solo	Asst.	Sacks			Yds.	Lg.	TD	PD	FF	FR	Yds.
9/10	LAR	L	1/0	3	1	2	0.0	0.0	0	0	-	0	0	0	0	0
9/16	at Den.	L	1/0	2	2	0	0.0	0.0	0	0	-	0	0	0	0	0
9/23	at Mia.	L	1/0	2	1	1	0.0	0.0	0	0	-	0	0	0	0	0
9/30	Cle.	W	1/0	1	1	0	0.0	0.0	0	0	-	0	0	0	0	0
10/7	at LAC	L	1/0	1	1	0	0.0	0.0	0	0	-	0	0	0	0	0
10/14	Sea. (Lon.)	L	1/1	4	4	0	1.0	8.0	0	0	-	0	0	0	0	0
10/28	Ind.	L	1/1	2	0	2	0.0	0.0	0	0	-	0	0	0	0	0
11/1	at SF	L	1/0	0	0	0	0.0	0.0	0	0	-	0	0	0	0	0
11/11	LAC	L	1/1	4	3	1	0.0	0.0	0	0	-	0	0	0	0	0
11/18	at Ari.	W	1/1	0	0	0	0.0	0.0	0	0	-	0	0	0	0	0
11/25	at Bal.	L	1/1	3	2	1	0.0	0.0	0	0	-	0	0	0	0	0
12/2	KC	L	1/1	0	0	0	0.0	0.0	0	0	-	0	0	0	0	0
12/9	Pit.															
12/16	at Cin.															
12/24	Den.															
12/30	at KC															
Totals			12/6	22	15	7	1.0	8.0	0	0	-	0	0	0	0	0



UPDATED BIOS - DEFENSE

54



**EMMANUEL
LAMUR**

POSITION: LINEBACKER
COLLEGE: KANSAS STATE
HEIGHT: 6-4 | **WEIGHT:** 245
ACQUIRED: UFA-'18 (MIN.)
NFL EXP: 7 | **RAIDERS EXP:** 1
HOMETOWN: WEST PALM BEACH, FLA.
BORN: 06/08/89

2018: (9/10) vs. LAR: Saw limited action in his Raiders debut, appearing on both defense and special teams...(9/16) **at Den.:** Recorded one tackle in his first start on defense...Also played on special teams...(9/23) **at Mia.:** Saw limited action on both defense and special teams...Recorded one tackle...(9/30) **vs. Cle.:** Started at linebacker and totaled four tackles (three solo)...Also appeared on special teams...(10/7) **at LAC:** Saw action at linebacker and on special teams...(10/14) **vs. Sea.:** Saw action on both defense and special teams...Recorded four tackles...(10/28) **vs. Ind.:** Inactive...(11/1) **at SF:** Recorded two tackles...Saw action on special teams...(11/11) **vs. LAC:** Inactive...(11/18) **at Ari.:** Inactive...(11/25) **at Bal.:** Inactive...(12/2) **vs. KC:** Inactive.

EMMANUEL LAMUR'S CAREER STATISTICS

Year	Team	GP	GS	TACKLES				Yds.	No.	INTERCEPTIONS				FUMBLES		
				Total	Solo	Asst.	Sacks			Yds.	Lg.	TD	PD	FF	FR	Yds.
2012	Cincinnati	9	0	19	12	7	0.0	0.0	0	0	-	0	2	0	0	0
2013	Cincinnati	0	0	(RESERVE/INJURED LIST - SHOULDER)												
2014	Cincinnati	14	13	90	52	38	0.0	0.0	2	6	5	0	7	0	0	0
2015	Cincinnati	16	2	32	20	12	0.5	4.0	0	0	-	0	3	1	0	0
2016	Minnesota	16	0	4	3	1	0.0	0.0	0	0	-	0	0	0	0	0
2017	Minnesota	16	0	14	9	5	0.0	0.0	0	0	-	0	1	0	1	0
2018	Oakland	7	4	12	11	1	0.0	0.0	0	0	-	0	0	0	0	0
Totals		78	19	171	107	64	0.5	4.0	2	6	5	0	13	1	1	0
POSTSEASON																
2012	Cincinnati	1	1	4	3	1	0.0	0.0	0	0	-	0	0	0	0	0
2014	Cincinnati	1	0	6	6	0	0.0	0.0	0	0	-	0	0	0	0	0
2015	Cincinnati	0	0	(INACTIVE - KNEE)												
2017	Minnesota	2	0	1	1	0	0.0	0.0	0	0	-	0	0	0	0	0
Totals		4	1	11	10	1	0.0	0.0	0	0	0	0	0	0	0	0


EMMANUEL LAMUR 2018 GAME-BY-GAME

Date	Opponent	W/L	GP/GS	TACKLES				Yds.	No.	INTERCEPTIONS				FUMBLES		
				Total	Solo	Asst.	Sacks			Yds.	Lg.	TD	PD	FF	FR	Yds.
9/10	LAR	L	1/0	0	0	0	0.0	0.0	0	0	-	0	0	0	0	0
9/16	at Den.	L	1/1	1	1	0	0.0	0.0	0	0	-	0	0	0	0	0
9/23	at Mia.	L	1/0	1	1	0	0.0	0.0	0	0	-	0	0	0	0	0
9/30	Cle.	W	1/1	4	3	1	0.0	0.0	0	0	-	0	0	0	0	0
10/7	at LAC	L	1/0	0	0	0	0.0	0.0	0	0	-	0	0	0	0	0
10/14	Sea. (Lon.)	L	1/1	4	4	0	0.0	0.0	0	0	-	0	0	0	0	0
10/28	Ind.	L		(INACTIVE)												
11/1	at SF	L	1/1	2	2	0	0.0	0.0	0	0	-	0	0	0	0	0
11/11	LAC	L		(INACTIVE)												
11/18	at Ari.	L		(INACTIVE)												
11/25	at Bal.	L		(INACTIVE)												
12/2	KC	L		(INACTIVE)												
12/9	Pit.															
12/16	at Cin.															
12/24	Den.															
12/30	at KC															
Totals			7/4	12	11	1	0.0	0.0	0	0	-	0	0	0	0	0



UPDATED BIOS - DEFENSE

55



**MARQUEL
LEE**

POSITION: LINEBACKER
COLLEGE: WAKE FOREST
HEIGHT: 6-3 | **WEIGHT:** 235
ACQUIRED: D5-'17
NFL EXP: 2 | **RAIDERS EXP:** 2
HOMETOWN: WALDORF, MD.
BORN: 10/21/95

2018: (9/10) vs. LAR: Recorded four tackles on defense (two solo)...Added two stops on special teams...
(9/16) at Den.: Recorded his first start and collected one tackle...Appeared primarily on special teams...
(9/23) at Mia.: Saw action on defense and special teams...Registered one tackle for loss...**(9/30) vs. Cle.:**
 Started at middle linebacker...Totaled nine tackles (three) and two passes defended...Recorded one special
 teams tackle...**(10/7) at LAC:** Recorded four tackles...Also appeared on special teams...**(10/14) vs. Sea.:** Fin-
 ished with five tackles, tied for second-most on the team...**(10/28) vs. Ind.:** Finished with a game-high 11
 tackles (7)...**(11/1) at SF:** Recorded two tackles on defense...Added one tackle on special teams... **(11/11)**
vs. LAC: Registered three tackles...**(11/18) at Ari.:** Totaled three tackles on defense while also contributing
 a tackle on special teams...**(11/25) at Bal.:** Recorded one tackle and one pass defended...Notched one tackle
 for the special teams unit...**(12/2) vs. KC:** Appeared primarily on special teams and recorded one tackle for
 the unit.

MARQUEL LEE'S CAREER STATISTICS

Year	Team	GP	GS	Total	TACKLES			Yds.	No.	INTERCEPTIONS				FUMBLES		
					Solo	Asst.	Sacks			Yds.	Lg.	TD	PD	FF	FR	Yds.
2017	Oakland	13	6	22	15	7	0.0	0.0	0	0	-	0	0	0	0	0
2018	Oakland	12	9	44	23	21	0.0	0.0	0	0	-	0	3	0	0	0
Totals		25	15	66	38	28	0.0	0.0	0	0	-	0	3	0	0	0

MARQUEL LEE 2018 GAME-BY-GAME

Date	Opponent	W/L	GP/GS	Total	TACKLES			Yds.	No.	INTERCEPTIONS				FUMBLES		
					Solo	Asst.	Sacks			Yds.	Lg.	TD	PD	FF	FR	Yds.
9/10	LAR	L	1/0	4	2	2	0.0	0.0	0	0	-	0	0	0	0	0
9/16	at Den.	L	1/1	1	0	1	0.0	0.0	0	0	-	0	0	0	0	0
9/23	at Mia.	L	1/1	1	1	0	0.0	0.0	0	0	-	0	0	0	0	0
9/30	Cle.	W	1/1	9	3	6	0.0	0.0	0	0	-	0	2	0	0	0
10/7	at LAC	L	1/1	4	3	1	0.0	0.0	0	0	-	0	0	0	0	0
10/14	Sea. (Lon.)	L	1/1	5	4	1	0.0	0.0	0	0	-	0	0	0	0	0
10/28	Ind.	L	1/1	11	7	4	0.0	0.0	0	0	-	0	0	0	0	0
11/1	at SF	L	1/1	2	1	1	0.0	0.0	0	0	-	0	0	0	0	0
11/11	LAC	L	1/1	3	1	2	0.0	0.0	0	0	-	0	0	0	0	0
11/18	at Ari.	W	1/1	3	1	2	0.0	0.0	0	0	-	0	0	0	0	0
11/25	at Bal.	L	1/0	1	0	1	0.0	0.0	0	0	-	0	1	0	0	0
12/2	KC	L	1/0	0	0	0	0.0	0.0	0	0	-	0	0	0	0	0
12/9	Pit.															
12/16	at Cin.															
12/24	Den.															
12/30	at KC															
Totals			12/9	44	23	21	0.0	0.0	0	0	-	0	3	0	0	0



UPDATED BIOS - DEFENSE

97



**CLINTON
MCDONALD**

POSITION: DEFENSIVE TACKLE
COLLEGE: MEMPHIS
HEIGHT: 6-2 | **WEIGHT:** 297
ACQUIRED: FA-'18
NFL EXP.: 9 | **RAIDERS EXP.:** 1
HOMETOWN: JACKSONVILLE, ARK.
BORN: 01/06/87

2018: (9/10) vs. LAR: Not on roster...(9/16) **at Den.:** Saw extensive playing time on defense in his first game with the Raiders...Recorded four tackles...(9/23) **at Mia.:** Totaled three tackles...Recorded his first sack as a Raider when he took down Ryan Tannehill for a 9-yard loss...(9/30) **vs. Cle.:** Registered one tackle as a rotational player on defense...(10/7) **at LAC:** Saw limited playing time on defense and special teams...Recorded two tackles...(10/14) **vs. Sea.:** Recorded one tackle as a rotational player on defense...(10/28) **vs. Ind.:** Recorded one tackle...(11/1) **at SF:** Started on defense and recorded three tackles...(11/11) **vs. LAC:** Registered two tackles including one tackle for loss...(11/18) **at Ari.:** Recorded one tackle...Saw limited action on both defense, special teams and on offense as an additional blocker...(11/25) **at Bal.:** Registered one tackle as a rotational player on the defensive line...Appeared on special teams and offense as an additional blocker...(12/2) **vs. KC:** Notched two tackles...Registered snaps on defense, offense and special teams for the third consecutive game.

CLINTON MCDONALD'S CAREER STATISTICS

Year	Team	GP	GS	Total	TACKLES			Yds.	No.	INTERCEPTIONS				FUMBLES		
					Solo	Asst.	Sacks			Yds.	Lg.	TD	PD	FF	FR	Yds.
2010	Cincinnati	8	0	4	2	2	0.0	0.0	0	0	-	0	0	0	0	0
2011	Seattle	15	1	35	21	14	0.0	0.0	0	0	-	0	0	0	1	0
2012	Seattle	14	0	25	17	8	0.0	0.0	0	0	-	0	1	0	0	0
2013	Seattle	15	1	35	19	16	5.5	44.5	1	3	2	0	2	0	2	0
2014	Tampa Bay	13	13	45	34	11	5.0	41.0	1	3	3	0	2	0	2	0
2015	Tampa Bay	6	6	31	21	10	0.0	0.0	0	0	-	0	0	0	0	0
2016	Tampa Bay	12	12	36	25	11	3.5	14.5	0	0	-	0	0	0	0	0
2017	Tampa Bay	14	3	29	18	11	5.0	30.0	0	0	-	0	1	0	0	0
2018	Oakland	11	1	21	15	6	1.0	9.0	0	0	-	0	0	0	0	0
Totals		108	37	261	172	89	20.0	139.0	2	6	3	0	6	0	5	0
POSTSEASON																
2012	Seattle	2	0	3	1	2	0.0	0.0	0	0	-	0	0	0	1	0
2013	Seattle	3	1	7	4	3	0.0	0.0	0	0	-	0	0	0	1	0
Totals		5	1	10	5	5	0.0	0.0	0	0	-	0	0	0	2	0

CLINTON MCDONALD 2018 GAME-BY-GAME

Date	Opponent	W/L	GP/GS	Total	TACKLES			Yds.	No.	INTERCEPTIONS				FUMBLES		
					Solo	Asst.	Sacks			Yds.	Lg.	TD	PD	FF	FR	Yds.
9/10	LAR	L														
9/16	at Den.	L	1/0	4	4	0	0.0	0.0	0	0	-	0	0	0	0	0
9/23	at Mia.	L	1/0	3	2	1	1.0	9.0	0	0	-	0	0	0	0	0
9/30	Cle.	W	1/0	1	1	0	0.0	0.0	0	0	-	0	0	0	0	0
10/7	at LAC	L	1/0	2	1	1	0.0	0.0	0	0	-	0	0	0	0	0
10/14	Sea. (Lon.)	L	1/0	1	1	0	0.0	0.0	0	0	-	0	0	0	0	0
10/28	Ind.	L	1/0	1	0	1	0.0	0.0	0	0	-	0	0	0	0	0
11/1	at SF	L	1/1	3	3	0	0.0	0.0	0	0	-	0	0	0	0	0
11/11	LAC	L	1/0	2	2	0	0.0	0.0	0	0	-	0	0	0	0	0
11/18	at Ari.	W	1/0	1	0	1	0.0	0.0	0	0	-	0	0	0	0	0
11/25	at Bal.	L	1/0	1	0	1	0.0	0.0	0	0	-	0	0	0	0	0
12/2	KC	L	1/0	2	1	1	0.0	0.0	0	0	-	0	0	0	0	0
12/9	Pit.															
12/16	at Cin.															
12/24	Den.															
12/30	at KC															
Totals			11/1	21	15	6	1.0	9.0	0	0	-	0	0	0	0	0



UPDATED BIOS - DEFENSE

36



MONTREL MEANDER

POSITION: CORNERBACK
COLLEGE: GRAMBLING STATE
HEIGHT: 6-2 | **WEIGHT:** 215
ACQUIRED: FA-'18
NFL EXP.: R | **RAIDERS EXP.:** R
HOMETOWN: AMARILLO, TEXAS
BORN: 9/20/94

2018: (9/10) vs. LAR: Not on roster...(9/16) at Den.: Not on roster...(9/23) at Mia.: Not on roster...(9/30) vs. Cle.: Not on roster...(10/7) at LAC: Not on roster...(10/14) vs. Sea.: Not on roster...(10/28) vs. Ind.: Not on roster...(11/1) at SF: Not on roster...(11/11) vs. LAC: Not on roster...(11/18) at Ari.: Not on roster...(11/25) at Bal.: (12/2) vs. KC: Inactive.

MONTREL MEANDER'S CAREER STATISTICS

Year	Team	GP	GS	Total	TACKLES			Yds.	No.	INTERCEPTIONS				FUMBLES		
					Solo	Asst.	Sacks			Yds.	Lg.	TD	PD	FF	FR	Yds.
2018	Cle./Oakland	0	0	0	0	0	0.0	0.0	0	0	-	0	0	0	0	0
Totals		0	0	0	0	0	0.0	0.0	0	0	-	0	0	0	0	0


MONTREL MEANDER 2018 GAME-BY-GAME

Date	Opponent	W/L	GP/GS	Total	TACKLES			Yds.	No.	INTERCEPTIONS				FUMBLES		
					Solo	Asst.	Sacks			Yds.	Lg.	TD	PD	FF	FR	Yds.
9/10	LAR	L		(NOT ON ROSTER)												
9/16	at Den.	L		(NOT ON ROSTER)												
9/23	at Mia.	L		(NOT ON ROSTER)												
9/30	Cle.	W		(NOT ON ROSTER)												
10/7	at LAC	L		(NOT ON ROSTER)												
10/14	Sea. (Lon.)	L		(NOT ON ROSTER)												
10/28	Ind.	L		(NOT ON ROSTER)												
11/1	at SF	L		(NOT ON ROSTER)												
11/11	LAC	L		(NOT ON ROSTER)												
11/18	at Ari.	W		(NOT ON ROSTER)												
11/25	at Bal.	L		(NOT ON ROSTER)												
12/2	KC	L		(INACTIVE)												
12/9	Pit.															
12/16	at Cin.															
12/24	Den.															
12/30	at KC															
Totals			0/0	0	0	0	0.0	0.0	0	0	-	0	0	0	0	0



UPDATED BIOS - DEFENSE

22



**RASHAAN
MELVIN**

POSITION: CORNERBACK
COLLEGE: NORTHERN ILLINOIS
HEIGHT: 6-2 | **WEIGHT:** 196
ACQUIRED: UFA-'18 (IND.)
NFL EXP.: 6 | **RAIDERS EXP.:** 1
HOMETOWN: WAUKEGAN, ILL.
BORN: 10/02/89

2018: (9/10) vs. LAR: Totaled four tackles (four solo) in his debut with the Silver and Black...Added a pass defense...(9/16) **at Den.:** Recorded three tackles, three passes defended and one interception...His INT of Case Keenum came on Oakland's 1-yard line, preventing the Broncos from scoring in the first half...(9/23) **at Mia.:** Registered one tackle and one pass defended...Also saw action on special teams...(9/30) **vs. Cle.:** Totaled nine tackles and two passes defended...(10/7) **at LAC:** Started on defense and registered two tackles...(10/14) **vs. Sea.:** Recorded one tackle as a rotational player on defense...Appeared on special teams...(10/28) **vs. Ind.** Inactive...(11/1) **at SF:** Inactive...(11/11) **vs. LAC:** Registered two tackles...(11/18) **at Ari.:** Totaled three tackles (three) and one pass defended...Also contributed on special teams...(11/25) **at Bal.:** Notched four tackles as a rotational player in the secondary...(12/2) **vs. KC:** Saw extensive action on defense and recorded two tackles.

RASHAAN MELVIN'S CAREER STATISTICS

Year	Team	GP	GS	TACKLES				Yds.	No.	INTERCEPTIONS				FUMBLES		
				Total	Solo	Asst.	Sacks			Yds.	Lg.	TD	PD	FF	FR	Yds.
2013	Tampa Bay	0	0	0	0	0	0.0	0.0	0	0	-	0	0	0	0	0
2014	TB/Mia./Bal	3	2	17	13	4	0.0	0.0	0	0	-	0	1	0	0	0
2015	Bal./NE	9	0	5	3	2	0.0	0.0	0	0	-	0	0	2	0	0
2016	NE/Mia./Ind.	15	9	58	50	8	0.0	0.0	0	0	-	0	7	0	0	0
2017	Indianapolis	10	10	36	30	6	0.0	0.0	3	28	21	0	13	1	0	0
2018	Oakland	10	5	31	30	1	0.0	0.0	1	15	15	0	8	0	0	0
Totals		47	26	147	126	21	0.0	0.0	4	43	21	0	29	3	0	0
POSTSEASON																
2014	Baltimore	2	2	18	15	3	0.0	0.0	0	0	-	0	0	0	0	0
Totals		2	2	18	15	3	0.0	0.0	0	0	-	0	0	0	0	0


RASHAAN MELVIN 2018 GAME-BY-GAME

Date	Opponent	W/L	GP/GS	TACKLES				Yds.	No.	INTERCEPTIONS				FUMBLES		
				Total	Solo	Asst.	Sacks			Yds.	Lg.	TD	PD	FF	FR	Yds.
9/10	LAR	L	1/1	4	4	0	0.0	0.0	0	0	-	0	1	0	0	0
9/16	at Den.	L	1/1	3	2	1	0.0	0.0	1	15	15	0	3	0	0	0
9/23	at Mia.	L	1/1	1	1	0	0.0	0.0	0	0	-	0	1	0	0	0
9/30	Cle.	W	1/1	9	9	0	0.0	0.0	0	0	-	0	2	0	0	0
10/7	at LAC	L	1/1	2	2	0	0.0	0.0	0	0	-	0	0	0	0	0
10/14	Sea. (Lon.)	L	1/0	1	1	0	0.0	0.0	0	0	-	0	0	0	0	0
10/28	Ind.	L		(INACTIVE)												
11/1	at SF	L		(INACTIVE)												
11/11	LAC	L	1/0	2	2	0	0.0	0.0	0	0	-	0	0	0	0	0
11/18	at Ari.	W	1/0	3	3	0	0.0	0.0	0	0	-	0	1	0	0	0
11/25	at Bal.	L	1/0	4	4	0	0.0	0.0	0	0	-	0	0	0	0	0
12/2	KC	L	1/0	2	2	0	0.0	0.0	0	0	-	0	0	0	0	0
12/9	Pit.															
12/16	at Cin.															
12/24	Den.															
12/30	at KC															
Totals			10/5	31	30	1	0.0	0.0	1	15	15	0	8	0	0	0



UPDATED BIOS - DEFENSE

50



NICHOLAS MORROW

POSITION: LINEBACKER
COLLEGE: GREENVILLE
HEIGHT: 6-0 | **WEIGHT:** 224
ACQUIRED: FA-'17
NFL EXP.: 2 | **RAIDERS EXP.:** 2
HOMETOWN: HUNTSVILLE, ALA.
BORN: 07/10/95

2018: (9/10) vs. LAR: Appeared exclusively on special teams in the season opener...(9/16) **at Den.:** Saw action on special teams...(9/23) **at Mia.:** Recorded one special teams tackle...(9/30) **vs. Cle.:** Appeared primarily on special teams and registered one tackle on the unit...(10/7) **at LAC:** Saw extensive action on special teams...(10/14) **vs. Sea.:** Appeared exclusively on special teams and recorded one tackle for the unit...(10/28) **vs. Ind.:** Totaled two tackles, one pass defended and one special teams tackle...(11/1) **at SF:** Recorded one tackle on defense...Appeared primarily on special teams...(11/11) **vs. LAC:** Tallied three tackles and one pass defended...Saw action on special teams...(11/18) **at Ari.:** Recorded two tackles including one for loss...Added a tackle on special teams...(11/25) **at Bal.:** Finished with three tackles including two for loss and one sack...His first career sack came when he took down Lamar Jackson for a loss of four yards...Collected his first start at linebacker this season while also contributing one tackle on the special teams unit...(12/2) **vs. KC:** Made his second consecutive start of the season...Finished tied with a season-and-team-high seven tackles (seven).

NICHOLAS MORROW'S CAREER STATISTICS

Year	Team	GP	GS	Total	Solo	TACKLES			Yds.	No.	INTERCEPTIONS				PD	FUMBLES		
						Asst.	Sacks				Yds.	Lg.	TD			FF	FR	Yds.
2017	Oakland	16	5	57	37	20	0.0		0.0	0	0	-	0		4	0	0	0
2018	Oakland	12	2	18	12	6	1.0		4.0	0	0	-	0		2	0	0	0
Totals		28	7	75	49	26	1.0		4.0	0	0	-	0		6	0	0	0

NICHOLAS MORROW 2018 GAME-BY-GAME

Date	Opponent	W/L	GP/GS	Total	Solo	TACKLES			Yds.	No.	INTERCEPTIONS				PD	FUMBLES		
						Asst.	Sacks				Yds.	Lg.	TD			FF	FR	Yds.
9/10	LAR	L	1/0	0	0	0	0.0		0.0	0	0	-	0		0	0	0	0
9/16	at Den.	L	1/0	0	0	0	0.0		0.0	0	0	-	0		0	0	0	0
9/23	at Mia.	L	1/0	0	0	0	0.0		0.0	0	0	-	0		0	0	0	0
9/30	Cle.	W	1/0	0	0	0	0.0		0.0	0	0	-	0		0	0	0	0
10/7	at LAC	L	1/0	0	0	0	0.0		0.0	0	0	-	0		0	0	0	0
10/14	Sea. (Lon.)	L	1/0	0	0	0	0.0		0.0	0	0	-	0		0	0	0	0
10/28	Ind.	L	1/0	2	1	1	0.0		0.0	0	0	-	0		1	0	0	0
11/1	at SF	L	1/0	1	1	0	0.0		0.0	0	0	-	0		0	0	0	0
11/11	LAC	L	1/0	3	2	1	0.0		0.0	0	0	-	0		1	0	0	0
11/18	at Ari.	W	1/0	2	1	1	0.0		0.0	0	0	-	0		0	0	0	0
11/25	at Bal.	L	1/1	3	0	3	1.0		4.0	0	0	-	0		0	0	0	0
12/2	KC	L	1/1	7	7	0	0.0		0.0	0	0	-	0		0	0	0	0
12/9	Pit.																	
12/16	at Cin.																	
12/24	Den.																	
12/30	at KC																	
Totals			12/2	18	12	6	1.0		4.0	0	0	-	0		2	0	0	0



UPDATED BIOS - DEFENSE

23



NICK NELSON

POSITION: CORNERBACK
COLLEGE: WISCONSIN
HEIGHT: 5-11 | **WEIGHT:** 200
ACQUIRED: D4-'18
NFL EXP.: R | **RAIDERS EXP.:** R
HOMETOWN: GLENARDEN, MD.
BORN: 10/16/96

2018: (9/10) vs. LAR: Inactive...(9/16) at Den.: Inactive...(9/23) at Mia.: Inactive...(9/30) vs. Cle.: Active but did not play...(10/7) at LAC: Inactive...(10/14) vs. Sea.: Inactive...(10/28) vs. Ind.: Recorded two tackles as a rotational player on defense in his Raiders debut...(11/1) at SF: Saw action on both defense and special teams...(11/11) vs. LAC: Recorded two tackles on defense...Appeared on special teams...(11/18) at Ari.: Recorded one special teams tackle...(11/25) at Bal.: Registered five tackles (three) in his second consecutive start on defense...(12/2) vs. KC: Earned his second consecutive start of the season...Tallied two tackles and recorded his first career fumble recovery when he jumped on a loose ball forced out by Tahir Whitehead on the Chiefs first play of the game.

NICK NELSON'S CAREER STATISTICS

Year	Team	GP	GS	Total	TACKLES			Yds.	No.	INTERCEPTIONS				FUMBLES		
					Solo	Asst.	Sacks			Yds.	Lg.	TD	PD	FF	FR	Yds.
2018	Oakland	7	2	11	7	4	0.0	0.0	0	0	-	0	0	0	1	0
Totals		7	2	11	7	4	0.0	0.0	0	0	-	0	0	0	1	0

NICK NELSON 2018 GAME-BY-GAME

Date	Opponent	W/L	GP/GS	Total	TACKLES			Yds.	No.	INTERCEPTIONS				FUMBLES		
					Solo	Asst.	Sacks			Yds.	Lg.	TD	PD	FF	FR	Yds.
9/10	LAR	L				(INACTIVE)										
9/16	at Den.	L				(INACTIVE)										
9/23	at Mia.	L				(INACTIVE)										
9/30	Cle.	W	0/0	0	0	0	0.0	0.0	0	0	-	0	0	0	0	0
10/7	at LAC	L				(INACTIVE)										
10/14	Sea. (Lon.)	L				(INACTIVE)										
10/28	Ind.	L	1/0	2	2	0	0.0	0.0	0	0	-	0	0	0	0	0
11/1	at SF	L	1/0	0	0	0	0.0	0.0	0	0	-	0	0	0	0	0
11/11	LAC	L	1/0	2	1	1	0.0	0.0	0	0	-	0	0	0	0	0
11/18	at Ari.	W	1/0	0	0	0	0.0	0.0	0	0	-	0	0	0	0	0
11/25	at Bal.	L	1/1	5	3	2	0.0	0.0	0	0	-	0	0	0	0	0
12/2	KC	L	1/1	2	1	1	0.0	0.0	0	0	-	0	0	0	1	0
12/9	Pit.															
12/16	at Cin.															
12/24	Den.															
12/30	at KC															
Totals			7/2	11	7	4	0.0	0.0	0	0	-	0	0	0	1	0



UPDATED BIOS - DEFENSE

27



REGGIE NELSON

POSITION: SAFETY
COLLEGE: FLORIDA
HEIGHT: 5-11 | **WEIGHT:** 210
ACQUIRED: UFA-'16 (CIN.)
NFL EXP.: 12 | **RAIDERS EXP.:** 3
HOMETOWN: MELBOURNE, FLA..
BORN: 09/21/83

2018: (9/10) vs. LAR: Recorded four tackles (four solo) in the season opener...**(9/16) at Den.:** Saw extensive action as a starter on defense and registered two tackles...Also saw limited time on special teams... **(9/23) at Mia.:** Recorded four tackles (two) on defense...Added special teams tackle...**(9/30) vs. Cle.:** Totaled three tackles, one INT and one pass defended...His INT of Baker Mayfield forced the game into overtime...**(10/7) at LAC:** Saw extensive action on defense...Recorded four tackles...**(10/14) vs. Sea.:** Registered one tackle on defense...Added one special teams tackle...**(10/28) vs. Ind.:** Inactive...**(11/1) at SF:** Recorded four tackles...**(11/11) vs. LAC:** Saw action as a rotational player on defense...**(11/18) at Ari.:** Registered one special teams tackle...**(11/25) at Bal.:** Finished with one INT and one pass defended in limited action on defense...His INT of Lamar Jackson came with 5:37 left in the first half and ties him for the team-lead in INTs...Since 2007 he ranks first among active safeties with 38 INTs...**(12/2) vs. KC:** Recorded four tackles (three) as a rotational player in the secondary.

REGGIE NELSON'S CAREER STATISTICS

Year	Team	GP	GS	TACKLES				Yds.	No.	INTERCEPTIONS				FUMBLES		
				Total	Solo	Asst.	Sacks			Yds.	Lg.	TD	PD	FF	FR	Yds.
2007	Jacksonville	16	15	57	52	5	1.0	6.0	5	76	37	0	9	1	0	0
2008	Jacksonville	13	13	52	46	6	0.0	0.0	2	0	0	0	3	0	0	0
2009	Jacksonville	16	14	69	63	6	0.0	0.0	0	0	-	0	1	0	1	0
2010	Cincinnati	16	6	51	35	16	0.0	0.0	2	63	56	0	7	2	0	0
2011	Cincinnati	16	16	102	58	44	2.0	16.0	4	115	75	1	8	2	0	0
2012	Cincinnati	14	14	84	58	26	1.0	8.0	3	10	10	0	9	2	0	0
2013	Cincinnati	15	15	59	44	15	1.0	11.0	2	0	0	0	8	1	2	12
2014	Cincinnati	16	16	92	60	32	1.5	12.5	4	30	31	0	13	0	0	0
2015	Cincinnati	16	16	72	50	22	0.0	0.0	8	115	37	0	14	0	2	25
2016	Oakland	16	16	86	57	29	0.0	0.0	5	74	40	0	14	0	2	0
2017	Oakland	16	16	89	60	29	0.0	0.0	1	3	3	0	5	2	0	0
2018	Oakland	11	7	26	22	4	0.0	0.0	2	0	0	0	2	0	0	0
Totals		181	164	839	605	234	6.5	53.5	38	486	75	1	93	10	7	37
POSTSEASON																
2007	Jacksonville	2	2	9	7	2	0.0	0.0	0	0	-	0	0	0	0	0
2011	Cincinnati	1	1	6	4	2	1.0	7.0	0	0	-	0	0	0	0	0
2012	Cincinnati	1	1	10	9	1	0.0	0.0	0	0	-	0	0	0	0	0
2013	Cincinnati	1	1	4	4	0	0.0	0.0	0	0	-	0	0	0	0	0
2014	Cincinnati	1	1	5	4	1	0.0	0.0	0	0	-	0	0	0	1	6
2015	Cincinnati	1	1	3	3	0	1.0	10.0	0	0	-	0	0	0	0	0
2016	Oakland	1	1	7	5	2	0.0	0.0	0	0	-	0	0	0	0	0
Totals		8	8	44	36	8	2.0	17.0	0	0	-	0	0	0	1	6



UPDATED BIOS - DEFENSE

REGGIE NELSON

REGGIE NELSON 2018 GAME-BY-GAME

Date	Opponent	W/L	GP/GS	TACKLES				Yds.	No.	INTERCEPTIONS				FUMBLES		
				Total	Solo	Asst.	Sacks			Yds.	Lg.	TD	PD	FF	FR	Yds.
9/10	LAR	L	1/1	4	4	0	0.0	0.0	0	0	-	0	0	0	0	0
9/16	at Den.	L	1/1	2	2	0	0.0	0.0	0	0	-	0	0	0	0	0
9/23	at Mia.	L	1/1	4	2	2	0.0	0.0	0	0	-	0	0	0	0	0
9/30	Cle.	W	1/1	3	2	1	0.0	0.0	1	0	0	0	1	0	0	0
10/7	at LAC	L	1/1	4	4	0	0.0	0.0	0	0	-	0	0	0	0	0
10/14	Sea. (Lon.)	L	1/1	1	1	0	0.0	0.0	0	0	-	0	0	0	0	0
10/28	Ind.	L		(INACTIVE)												
11/1	at SF	L	1/1	4	4	0	0.0	0.0	0	0	-	0	0	0	0	0
11/11	LAC	L	1/0	0	0	0	0.0	0.0	0	0	-	0	0	0	0	0
11/18	at Ari.	W	1/0	0	0	0	0.0	0.0	0	0	-	0	0	0	0	0
11/25	at Bal.	L	1/0	0	0	0	0.0	0.0	1	0	0	0	1	0	0	0
12/2	KC	L	1/0	4	3	1	0.0	0.0	0	0	-	0	0	0	0	0
12/9	Pit.															
12/16	at Cin.															
12/24	Den.															
12/30	at KC															
Totals			11/7	26	22	4	0.0	0.0	2	0	0	0	2	0	0	0



UPDATED BIOS - DEFENSE

98



**FROSTEE
RUCKER**

POSITION: DEFENSIVE TACKLE
COLLEGE: USC
HEIGHT: 6-3 | **WEIGHT:** 261
ACQUIRED: FA-'18
NFL EXP.: 13 | **RAIDERS EXP.:** 1
HOMETOWN: TUSTIN, CALIF.
BORN: 09/14/83

2018: (9/10) vs. LAR: Started in his debut with the Raiders, recording two tackles...(9/16) at Den.: Recorded one tackle...(9/23) at Mia.: Totaled three tackles (one solo)...(9/30) vs. Cle.: Recorded one tackle and one pass defended...(10/7) at LAC: Registered three tackles...Exited the game with a neck injury in the second quarter...(10/14) vs. Sea.: Inactive due to a neck injury...(10/28) vs. Ind.: Started on defense and recorded three tackles...(11/1) at SF: Saw extensive action on defense...Registered two tackles...(11/11) vs. LAC: Recorded one tackle...(11/18) at Ari.: Tallied three tackles (two)...(11/25) at Bal.: Saw extensive action as a starter and recorded a season-high four tackles...(12/2) vs. KC: In his 11th start on the year, managed four tackles...Tied his season-high with four tackles for the second consecutive game.

FROSTEE RUCKER'S CAREER STATISTICS

Year	Team	GP	GS	Total	TACKLES			Yds.	No.	INTERCEPTIONS				FUMBLES		
					Solo	Asst.	Sacks			Yds.	Lg.	TD	PD	FF	FR	Yds.
2007	Cincinnati	5	0	8	7	1	0.0	0.0	0	0	-	0	0	1	1	0
2008	Cincinnati	11	4	23	15	8	1.0	7.0	0	0	-	0	1	2	1	0
2009	Cincinnati	12	1	13	7	6	1.0	10.0	1	26	26	0	2	0	0	0
2010	Cincinnati	9	3	17	8	9	1.0	8.0	0	0	-	0	1	0	0	0
2011	Cincinnati	16	11	44	32	12	4.0	24.0	0	0	-	0	2	0	0	0
2012	Cleveland	16	16	48	29	19	4.0	22.0	0	0	-	0	1	1	0	0
2013	Arizona	16	1	11	9	2	1.0	10.0	0	0	-	0	0	0	0	0
2014	Arizona	15	7	24	20	4	5.0	29.0	0	0	-	0	1	2	0	0
2015	Arizona	13	13	28	20	8	3.0	26.0	0	0	-	0	0	1	1	0
2016	Arizona	13	1	13	7	6	0.0	0.0	0	0	-	0	1	1	0	0
2017	Arizona	16	16	36	25	11	1.5	5.0	0	0	-	0	1	0	0	0
2018	Oakland	11	11	27	18	9	0.0	0.0	0	0	-	0	1	0	0	0
Totals		153	84	292	197	95	21.5	141.0	1	26	26	0	11	8	3	0
POSTSEASON																
2009	Cincinnati	1	0	0	0	0	0.0	0.0	0	0	-	0	0	0	0	0
2011	Cincinnati	1	1	2	1	1	0.0	0.0	0	0	-	0	0	0	0	0
2014	Arizona	1	1	4	3	1	0.0	0.0	0	0	-	0	0	0	0	0
2015	Arizona	2	2	6	1	5	0.0	0.0	0	0	-	0	0	0	0	0
Totals		5	4	12	5	7	0.0	0.0	0	0	-	0	0	0	0	0

UPDATED BIOS - DEFENSE

FROSTEE RUCKER


FROSTEE RUCKER 2018 GAME-BY-GAME

Date	Opponent	W/L	GP/GS	Total	Solo	TACKLES			Yds.	No.	INTERCEPTIONS				FUMBLES		
						Asst.	Sacks				Yds.	Lg.	TD	PD	FF	FR	Yds.
9/10	LAR	L	1/1	2	2	0	0.0	0.0	0	0	-	0	0	0	0	0	
9/16	at Den.	L	1/1	1	1	0	0.0	0.0	0	0	-	0	0	0	0	0	
9/23	at Mia.	L	1/1	3	1	2	0.0	0.0	0	0	-	0	0	0	0	0	
9/30	Cle.	W	1/1	1	0	1	0.0	0.0	0	0	-	0	1	0	0	0	
10/7	at LAC	L	1/1	3	3	0	0.0	0.0	0	0	-	0	0	0	0	0	
10/14	Sea. (Lon.)	L		(INACTIVE - NECK)													
10/28	Ind.	L	1/1	3	2	1	0.0	0.0	0	0	-	0	0	0	0	0	
11/1	at SF	L	1/1	2	2	0	0.0	0.0	0	0	-	0	0	0	0	0	
11/11	LAC	L	1/1	1	0	1	0.0	0.0	0	0	-	0	0	0	0	0	
11/18	at Ari.	W	1/1	3	2	1	0.0	0.0	0	0	-	0	0	0	0	0	
11/25	at Bal.	L	1/1	4	3	1	0.0	0.0	0	0	-	0	0	0	0	0	
12/2	KC	L	1/1	4	2	2	0.0	0.0	0	0	-	0	0	0	0	0	
12/9	Pit.																
12/16	at Cin.																
12/24	Den.																
12/30	at KC																
Totals			11/11	27	18	9	0.0	0.0	0	0	-	0	1	0	0	0	



UPDATED BIOS - DEFENSE

59



**TAHIR
WHITEHEAD**

POSITION: LINEBACKER
COLLEGE: TEMPLE
HEIGHT: 6-2 | **WEIGHT:** 241
ACQUIRED: UFA-'18 (DET.)
NFL EXP.: 7 | **RAIDERS EXP.:** 1
HOMETOWN: NEWARK, N.J.
BORN: 04/02/90

2018: (9/10) vs. LAR: Led the team in stops with seven tackles (six solo)...Added one pass defended in his Raiders debut...(9/16) **at Den.:** Recorded a team-high six tackles (five)...(9/23) **at Mia.:** Totaled three tackles...(9/30) **vs. Cle.:** Registered a team-and-season-high 12 tackles (seven)...Also appeared on special teams...(10/7) **at LAC:** Recorded a game-high nine tackles (six)...led the team in tackles for the second consecutive game and fourth time this season...(10/14) **vs. Sea.:** Led the team for the third consecutive week with six tackles (four)...(10/28) **vs. Ind.:** Finished with seven tackles (six) including two tackles for loss...(11/1) **at SF:** Finished with a team-high seven tackles (six) including four tackles for loss...(11/11) **vs. LAC:** Led the team with tackles for the seventh time this season...Totaled seven tackles (four)...(11/18) **at Ari.:** Finished with a team-high eight tackles (six)...(11/25) **at Bal.:** Recorded a career-high 14 tackles (eight) and one pass defended...Led the team in stops for the ninth game this season...(12/2) **vs. KC:** In his 12th start of the year, managed seven tackles (seven) and led the team in tackles for the 10th game this season...Recorded his first forced fumble of the season when he knocked the ball loose from Travis Kelce on the Chiefs first play of the game and was recovered by Nick Nelson.

TAHIR WHITEHEAD'S CAREER STATISTICS

Year	Team	GP	GS	Total	TACKLES			Yds.	No.	INTERCEPTIONS				FUMBLES		
					Solo	Asst.	Sacks			Yds.	Lg.	TD	PD	FF	FR	Yds.
2012	Detroit	14	0	0	0	0	0.0	0.0	0	0	-	0	0	1	0	0
2013	Detroit	16	0	0	0	0	0.0	0.0	0	0	-	0	0	1	0	0
2014	Detroit	16	15	77	55	22	0.0	0.0	2	2	2	0	5	0	0	0
2015	Detroit	16	8	47	36	11	2.0	10.0	1	26	26	0	6	0	1	0
2016	Detroit	16	15	132	99	33	0.0	0.0	0	0	-	0	5	0	0	0
2017	Detroit	16	16	110	78	32	1.0	2.0	1	18	18	0	2	0	4	0
2018	Oakland	12	12	93	67	26	0.0	0.0	0	0	-	0	2	1	0	0
Totals		106	66	459	335	124	3.0	12.0	4	46	26	0	20	3	5	0
POSTSEASON																
2014	Detroit	1	1	6	6	0	1.0	8.0	0	0	-	0	0	0	0	0
2016	Detroit	1	1	14	3	11	0.0	0.0	0	0	-	0	0	0	0	0
Totals		2	2	20	9	11	1.0	8.0	0	0	-	0	0	0	0	0


TAHIR WHITEHEAD 2018 GAME-BY-GAME

Date	Opponent	W/L	GP/GS	Total	TACKLES			Yds.	No.	INTERCEPTIONS				FUMBLES		
					Solo	Asst.	Sacks			Yds.	Lg.	TD	PD	FF	FR	Yds.
9/10	LAR	L	1/1	7	6	1	0.0	0.0	0	0	-	0	1	0	0	0
9/16	at Den.	L	1/1	6	5	1	0.0	0.0	0	0	-	0	0	0	0	0
9/23	at Mia.	L	1/1	3	2	1	0.0	0.0	0	0	-	0	0	0	0	0
9/30	Cle.	W	1/1	12	7	5	0.0	0.0	0	0	-	0	0	0	0	0
10/7	at LAC	L	1/1	9	6	3	0.0	0.0	0	0	-	0	0	0	0	0
10/14	Sea. (Lon.)	L	1/1	6	4	2	0.0	0.0	0	0	-	0	0	0	0	0
10/28	Ind.	L	1/1	7	6	1	0.0	0.0	0	0	-	0	0	0	0	0
11/1	at SF	L	1/1	7	6	1	0.0	0.0	0	0	-	0	0	0	0	0
11/11	LAC	L	1/1	7	4	3	0.0	0.0	0	0	-	0	0	0	0	0
11/18	at Ari.	W	1/1	8	6	2	0.0	0.0	0	0	-	0	0	0	0	0
11/25	at Bal.	L	1/1	14	8	6	0.0	0.0	0	0	-	0	1	0	0	0
12/2	KC	L	1/1	7	7	0	0.0	0.0	0	0	-	0	0	1	0	0
12/9	Pit.															
12/16	at Cin.															
12/24	Den.															
12/30	at KC															
Totals			12/12	93	67	26	0.0	0.0	0	0	-	0	2	1	0	0



UPDATED BIOS - DEFENSE

58



**KYLE
WILBER**

POSITION: LINEBACKER
COLLEGE: WAKE FOREST
HEIGHT: 6-4 | **WEIGHT:** 245
ACQUIRED: UFA-'18 (DAL.)
NFL EXP: 7 | **RAIDERS EXP:** 1
HOMETOWN: APOPKA, FAL.
BORN: 04/26/89

2018: (9/10) vs. LAR: Saw extensive action exclusively on special teams in the season opener...**(9/16) at Den.:** Saw extensive action on special teams...**(9/23) at Mia.:** Appeared exclusively on special teams...**(9/30) vs. Cle.:** Recorded one special teams tackle...**(10/7) at LAC:** Appeared exclusively on special teams...**(10/14) vs. Sea.:** Registered one special teams tackle...**(10/28) vs. Ind.:** Recorded six tackles on defense... Also appeared on special teams and registered one tackle with the unit...**(11/1) at SF:** Recorded one special teams tackle...**(11/11) vs. LAC:** Saw action exclusively on special teams...Notched one tackle with the unit...**(11/18) at Ari.:** Registered one special teams tackle...**(11/25) at Bal.:** Registered one tackle on the special teams unit for the sixth consecutive week...**(12/2) vs. KC:** Recorded one tackle on defense and also contributed on special teams.

KYLE WILBER'S CAREER STATISTICS

Year	Team	GP	GS	Total	TACKLES			Yds.	No.	INTERCEPTIONS				FUMBLES		
					Solo	Asst.	Sacks			Yds.	Lg.	TD	PD	FF	FR	Yds.
2012	Dallas	10	0	2	1	1	0.0	0.0	0	0	-	0	0	0	0	0
2013	Dallas	16	6	43	30	13	2.0	17.0	0	0	-	0	0	1	2	1
2014	Dallas	16	3	21	13	8	1.5	8.0	0	0	-	0	2	0	1	0
2015	Dallas	16	6	17	12	5	0.0	0.0	0	0	-	0	0	0	0	0
2016	Dallas	15	1	3	2	1	0.0	0.0	0	0	-	0	0	1	2	0
2017	Dallas	16	0	4	2	2	0.0	0.0	0	0	-	0	0	1	0	0
2018	Oakland	12	0	7	5	2	0.0	0.0	0	0	-	0	0	0	0	0
Totals		101	16	97	65	32	3.5	25.0	0	0	-	0	2	3	5	1
POSTSEASON																
2014	Dallas	2	0	2	1	1	0.0	0.0	1	5	5	0	1	0	0	0
2016	Dallas	1	0	0	0	0	0.0	0.0	0	0	-	0	0	0	0	0
Totals		3	0	2	1	1	0.0	0.0	1	5	5	0	1	0	0	0


KYLE WILBER 2018 GAME-BY-GAME

Date	Opponent	W/L	GP/GS	Total	TACKLES			Yds.	No.	INTERCEPTIONS				FUMBLES		
					Solo	Asst.	Sacks			Yds.	Lg.	TD	PD	FF	FR	Yds.
9/10	LAR	L	1/0	0	0	0	0.0	0.0	0	0	-	0	0	0	0	0
9/16	at Den.	L	1/0	0	0	0	0.0	0.0	0	0	-	0	0	0	0	0
9/23	at Mia.	L	1/0	0	0	0	0.0	0.0	0	0	-	0	0	0	0	0
9/30	Cle.	W	1/0	0	0	0	0.0	0.0	0	0	-	0	0	0	0	0
10/7	at LAC	L	1/0	0	0	0	0.0	0.0	0	0	-	0	0	0	0	0
10/14	Sea. (Lon.)	L	1/0	0	0	0	0.0	0.0	0	0	-	0	0	0	0	0
10/28	Ind.	L	1/0	6	5	1	0.0	0.0	0	0	-	0	0	0	0	0
11/1	at SF	L	1/0	0	0	0	0.0	0.0	0	0	-	0	0	0	0	0
11/11	LAC	L	1/0	0	0	0	0.0	0.0	0	0	-	0	0	0	0	0
11/18	at Ari.	W	1/0	0	0	0	0.0	0.0	0	0	-	0	0	0	0	0
11/25	at Bal.	L	1/0	0	0	0	0.0	0.0	0	0	-	0	0	0	0	0
12/2	KC	L	1/0	1	0	1	0.0	0.0	0	0	-	0	0	0	0	0
12/9	Pit.															
12/16	at Cin.															
12/24	Den.															
12/30	at KC															
Totals			12/0	7	5	2	0.0	0.0	0	0	-	0	0	0	0	0



UPDATED BIOS - DEFENSE

20



**DARYL
WORLEY**

POSITION: CORNERBACK
COLLEGE: WEST VIRGINIA
HEIGHT: 6-1 | **WEIGHT:** 205
ACQUIRED: FA-'18
NFL EXP.: 3 | **RAIDERS EXP.:** 1
HOMETOWN: PHILADELPHIA, PA.
BORN: 02/22/95

2018: (9/10) vs. LAR: Suspended...(9/16) at Den.: Suspended...(9/23) at Mia.: Suspended...(9/30) vs. Cle.: Suspended...(10/7) at LAC: Finished second on the team with eight tackles (seven solo) in his Raiders debut...(10/14) vs. Sea.: Made his first start at cornerback for the Silver and Black...Recorded his first INT as a Raider when he picked off a Russell Wilson pass at the goal line and returned it 16 yards...Registered five tackles and two passes defended...(10/28) vs. Ind.: Started on defense and recorded three tackles...(11/1) at SF: Totaled three tackles and two passes defended...(11/11) vs. LAC: Registered three tackles and two passes defended for the second game in a row and the third time in the last four contests...(11/18) at Ari.: Tallied two tackles, including one tackle for loss...Also contributed on special teams...(11/25) at Bal.: Saw extensive action as a starter on defense...(12/2) vs. KC: Recorded five tackles (four)...Appeared on special teams.

DARYL WORLEY'S CAREER STATISTICS

Year	Team	GP	GS	Total	TACKLES			Yds.	No.	INTERCEPTIONS				FUMBLES		
					Solo	Asst.	Sacks			Yds.	Lg.	TD	PD	FF	FR	Yds.
2016	Carolina	16	11	81	68	13	1.0	7.0	1	22	22	0	10	0	0	0
2017	Carolina	15	14	72	63	9	1.0	2.0	2	0	-	0	7	0	0	0
2018	Oakland	8	7	29	26	3	0.0	0.0	1	16	16	0	6	0	0	0
Totals		39	32	182	157	25	2.0	9.0	4	38	22	0	23	0	0	0
POSTSEASON																
2017	Carolina	1	1	4	4	0	0.0	0.0	0	0	-	0	1	0	0	0
Totals		1	1	4	4	0	0.0	0.0	0	0	-	0	1	0	0	0


DARYL WORLEY 2018 GAME-BY-GAME

Date	Opponent	W/L	GP/GS	Total	TACKLES			Yds.	No.	INTERCEPTIONS				FUMBLES		
					Solo	Asst.	Sacks			Yds.	Lg.	TD	PD	FF	FR	Yds.
9/10	LAR	L								(RESERVE/SUSPENDED LIST)						
9/16	at Den.	L								(RESERVE/SUSPENDED LIST)						
9/23	at Mia.	L								(RESERVE/SUSPENDED LIST)						
9/30	Cle.	L								(RESERVE/SUSPENDED LIST)						
10/7	at LAC	L	1/0	8	7	1	0.0	0.0	0	0	-	0	0	0	0	0
10/14	Sea. (Lon.)	L	1/1	5	5	0	0.0	0.0	1	16	16	0	2	0	0	0
10/28	Ind.	L	1/1	3	3	0	0.0	0.0	0	0	-	0	0	0	0	0
11/1	at SF	L	1/1	3	3	0	0.0	0.0	0	0	-	0	2	0	0	0
11/11	LAC	L	1/1	3	2	1	0.0	0.0	0	0	-	0	2	0	0	0
11/18	at Ari.	W	1/1	2	2	0	0.0	0.0	0	0	-	0	0	0	0	0
11/25	at Bal.	L	1/1	0	0	0	0.0	0.0	0	0	-	0	0	0	0	0
12/2	KC	L	1/1	5	4	1	0.0	0.0	0	0	-	0	0	0	0	0
12/9	Pit.															
12/16	at Cin.															
12/24	Den.															
12/30	at KC															
Totals			8/7	29	26	3	0.0	0.0	1	16	16	0	6	0	0	0



UPDATED BIOS - SPECIALISTS

8



DANIEL CARLSON

POSITION: KICKER
COLLEGE: AUBURN
HEIGHT: 6-5 | **WEIGHT:** 213
ACQUIRED: FA-'18
NFL EXP.: R | **RAIDERS EXP.:** R
HOMETOWN: COLORADO SPRINGS, COLO.
BORN: 1/23/95

2018: (9/10) vs. LAR: Not on roster...(9/16) at Den.: Not on roster...(9/23) at Mia.: Not on roster...(9/30) vs. Cle.: Not on roster...(10/7) at LAC: Not on roster...(10/14) vs. Sea.: Not on roster...(10/28) vs. Ind.: Converted on four PATs in his Raiders debut...(11/1) at SF: Connected on a FG attempt of 37 yards...(11/11) vs. LAC: Converted on FG attempts of 46 and 30 yards...(11/18) at Ari: Connected on a 35-yard, game-winning FG with two seconds left on the clock...Converted on FG attempts of 21, 35 and 49 yards...His 49-yarder is a new career-long...Connected on two PATs and scored 11 points...Earned AFC Special Teams Player of the Week Honors...(11/25) at Bal.: Converted on a 42-yard FG attempt and two PATs...(12/2) vs. KC: Converted on FG attempts of 50 and 44 yards...His 50-yarder marks a career-long...Connected on three PATs and scored nine points.

KICK BY KICK: (48G) (48N, 49N, 35N) () () () () (37G, 45N) (46G, 30G) (49G, 21G, 35G) (42G) (50G, 44G)

DANIEL CARLSON'S CAREER STATISTICS

Year	Team	GP	FG	FIELD GOALS			Blk.	XP	PAT		Blk.	Points
				FGA	Pct.	Lg.			XPA	Pct.		
2018	Min./Oakland	8	10	14	71.4	50	0	17	17	100.0	0	47
Totals		8	10	14	71.4	50	0	17	17	100.0	0	47

DANIEL CARLSON CAREER FIELD GOALS

Year	Team	1-19	Pct.	20-29	Pct.	30-39	Pct.	40-49	Pct.	50+	Pct.
2018	Min./Oakland	0/0	-	1/1	100.0	3/4	75.0	5/8	62.5	1/1	100.0
Totals		0/0	-	1/1	100.0	3/4	75.0	5/8	62.5	1/1	100.0



UPDATED BIOS - SPECIALISTS

47



**TRENT
SIEG**

POSITION: LONG SNAPPER
COLLEGE: COLORADO STATE
HEIGHT: 6-3 | **WEIGHT:** 240
ACQUIRED: FA-'18
NFL EXP.: R | **RAIDERS EXP.:** R
HOMETOWN: EATON, COLO.
BORN: 05/19/95

2018: (9/10) vs. LAR: Not on roster...(9/16) **at Den.:** Made his NFL debut as he snapped on four punts, two FG attempts and two PATs...(9/23) **at Mia.:** Snapped on three punts, two FG attempts and two PATs... (9/30) **vs. Cle.:** Snapped on six punts, five FG attempts and five PATs...(10/7) **at LAC:** Snapped on four punts, one FG attempt and one PAT...(10/14) **vs. Sea.:** Snapped on three punts and two FG attempts... (10/28) **vs. Ind.:** Snapped on four PATs and two punts...(11/1) **at SF:** Snapped on two FG attempts and six punts...(11/11) **vs. LAC:** Snapped on two FG attempts and three punts...(11/18) **at Ari:** Snapped on three FG attempts, including a 35-yard game-winner by Daniel Carlson as time expired, two PATs and eight punts...(11/25) **at Bal.:** Snapped on six punts, one FG attempt and two PATs...(12/2) **vs. KC:** Snapped on three PATs, two FG attempts and two punts.

TRENT SIEG'S CAREER STATISTICS

Year	Team	GP	GS
2018	Oakland	11	0
Totals		11	0



UPDATED BIOS - SPECIALISTS

5



JOHNNY TOWNSEND

POSITION: PUNTER
COLLEGE: FLORIDA
HEIGHT: 6-1 | **WEIGHT:** 210
ACQUIRED: D5B-'18
NFL EXP.: R | **RAIDERS EXP.:** R
HOMETOWN: ORLANDO, FLA.
BORN: 02/14/95

2018: (9/10) vs. LAR: Averaged 44.5 yards, placing one punt inside the 20 yard line and limiting the Rams to 12 return yards in his NFL debut...**(9/16) at Den.:** Limited the Broncos to one return yard while grossing a 47.3-yard average on four punts for a net of 42.0...Also placed one punt inside the 20-yard line...**(9/23) at Mia.:** Grossed an average 37.3 yards on three punts, placing one punt inside in the 20-yard line... **(9/30) vs. Cle.:** Averaged 44.5 yards per punt, limiting the Browns to 10 return yards...Placed one punt inside the 20-yard line...**(10/7) at LAC:** Averaged a season-best 49.3 yards on four punts with a net average of 40.5 yards per punt...**(10/14) vs. Sea.:** Grossed a net average of 30.7 yards on three punts...**(10/28) vs. Ind.:** Averaged 40 yards on two punts with a long of 55 yards...**(11/1) at SF:** Averaged 37.5 yards on six punts, placing two inside the 20 yard line... **(11/11) vs. LAC:** Totaled 162 yards on three punts for a career-best 54.0 average with a 57-yard long...Pinned the Chargers inside the 20-yard line one time...Executed a fake punt and ran the ball around the left end for 42 yards and a first down...Set a franchise record for the longest carry by a punter...**(11/18) at Ari:** Averaged 45.1 yards on eight punts, pinning the Cardinals inside their 20-yard line one time...Recorded a career-long 60 yard punt...**(11/25) at Bal.:** Grossed a 44.7 average on six punts for a net average of 31.5...Also placed one punt inside the 20-yard line...**(12/2) vs. KC:** Pinned the Chiefs inside the 20-yard line one time...Grossed a net average of 30.5 yards on two punts, limiting the Chiefs to zero return yards.

JOHNNY TOWNSEND'S CAREER STATISTICS

Year	Team	GP	Punts	Yds.	Avg.	In 20	TB	Lg.	Net	Blk.	Ret.	Ret. Yds.
2018	Oakland	12	51	2,192	42.1	10	4	60	37.5	0	23	206
Totals		12	51	2,192	42.1	10	4	60	37.5	0	23	206

JOHNNY TOWNSEND 2018 GAME-BY-GAME

Date	Opponent	W/L	GP	Punts	PUNTING							
					Yds.	Avg.	In 20	TB	Lg.	Net	Blk.	Ret.
9/10	LAR	L	1	4	178	44.5	1	0	55	41.5	0	2
9/16	at Den.	L	1	4	189	47.3	1	1	56	42.0	0	1
9/23	at Mia.	L	1	3	112	37.3	1	0	54	37.3	0	0
9/30	Cle.	W	1	6	267	44.5	1	1	50	39.5	0	2
10/7	at LAC	L	1	4	197	49.3	0	0	51	40.5	0	4
10/14	Sea. (Lon.)	L	1	3	92	30.7	0	0	37	30.7	0	1
10/28	Ind.	L	1	2	80	40.0	0	0	55	35.0	0	1
11/1	at SF.	L	1	6	225	37.5	2	0	48	36.5	0	2
11/11	LAC	L	1	3	162	54.0	1	0	57	49.0	0	2
11/18	at Ari.	W	1	8	361	45.1	1	2	60	35.4	0	4
11/25	at Bal.	L	1	6	268	44.7	1	0	52	31.5	0	4
12/2	KC	L	1	2	61	30.5	1	0	39	30.5	0	0
12/9	Pit.											
12/16	at Cin.											
12/24	Den.											
12/30	at KC											
Totals			12	51	2,192	42.1	10	4	60	37.5	0	23



UPDATED BIOS - OFFENSE

88



**MARCELL
ATEMAN**

POSITION: WIDE RECEIVER
COLLEGE: OKLAHOMA STATE
HEIGHT: 6-4 | **WEIGHT:** 216
ACQUIRED: D7-'18
NFL EXP: R | **RAIDERS EXP.:** R
HOMETOWN: DALLAS, TEXAS
BORN: 09/16/94

2018: (10/28) vs. Ind.: Inactive...(11/1) at SF: Inactive...(11/11) vs. LAC: Inactive...(11/18) at Ari.: Made his NFL debut, starting and recording a team-high 50 yards on four receptions (12.5 avg.) with a 32-yard long...
(11/25) at Bal.: Totaled three catches for 16 yards in the contest...(12/2) vs. KC: Hauled in a 9-yard TD pass from QB Derek Carr, the first of his career, capping a six-play, 54-yard drive to cut the lead to 30-33 with 6:46 remaining in the fourth quarter...Is just the sixth player who was drafted in the seventh round or later to record a receiving touchdown this season, and just the second rookie...Finished with two receptions for 16 yards and one TD.

MARCELL ATEMAN'S CAREER STATISTICS

Year	Team			RECEIVING					Att.	RUSHING				TOTAL OFFENSE
		GP	GS	Rec.	Yds.	Avg.	Lg.	TD		Yds	Avg.	Lg.	TD	
2018	Oakland	3	3	9	82	9.1	32	1	0	0	-	-	0	82
Totals		3	3	9	82	9.1	32	1	0	0	-	-	0	82

MARCELL ATEMAN 2018 GAME-BY-GAME

Date	Opponent	W/L	GP/GS	Rec.	RECEIVING				TD	Att.	RUSHING				TOTAL OFFENSE
					Yds.	Avg.	Lg.				Yds.	Avg.	Lg.	TD	
9/10	LAR	L						(PRACTICE SQUAD)							
9/16	at Den.	L						(PRACTICE SQUAD)							
9/23	at Mia.	L						(PRACTICE SQUAD)							
9/30	Cle.	W						(PRACTICE SQUAD)							
10/7	at LAC	L						(PRACTICE SQUAD)							
10/14	Sea. (Lon.)	L						(PRACTICE SQUAD)							
10/28	Ind.	L						(INACTIVE)							
11/1	at SF	L						(INACTIVE)							
11/11	LAC	L						(INACTIVE)							
11/18	at Ari.	W	1/1	4	50	12.5	32	0	0	0	0	-	-	0	50
11/25	at Bal.	L	1/1	3	16	5.3	11	0	0	0	0	-	-	0	16
12/2	KC	L	1/1	2	16	8.0	9t	1	0	0	0	-	-	0	16
12/9	Pit.														
12/16	at Cin.														
12/24	Den.														
12/30	at KC														
Totals			3/3	9	82	9.1	32	1	0	0	0	-	-	0	82



UPDATED BIOS - OFFENSE

12



**MARTAVIS
BRYANT**

POSITION: WIDE RECEIVER
COLLEGE: CLEMSON
HEIGHT: 6-4 | **WEIGHT:** 210
ACQUIRED: FA-'18
NFL EXP: 4 | **RAIDERS EXP:** 1
HOMETOWN: CALHOUN FALLS S.C.
BORN: 12/20/91

2018: (9/10) vs. LAR: Not on roster...(9/16) at Den.: Made his Raiders debut and tied for second on the team with four receptions for 30 yards with a 16-yard long...(9/23) at Mia.: Recorded two receptions for 30 yards with a 19-yard long and added one rush for four yards...(9/30) vs. Cle.: Totaled three receptions for 51 yards (17.0 avg.) with a 28-yard long...(10/7) at LAC: Recorded a season best with 91 yards on three receptions (30.3 avg.), which ties for the sixth best performance of his career...Marks his most receiving yards since Week 2 in 2017...(10/14) vs. Sea.: Recorded two receptions for 18 yards...(10/28) vs. Ind.: Saw limited action on offense...(11/1) at SF: Caught two passes for 29 yards (14.5 avg.) with a 23-yard long...Recorded the longest carry of his career, a 17-yard rush in the first quarter...(11/11) vs. LAC: Recorded three receptions for 17 yards and added one carry...(11/18) at Ari.: Inactive...(11/25) at Bal.: Inactive...(12/2) vs. KC: Inactive.

MARTAVIS BRYANT'S CAREER STATISTICS

Year	Team	GP	GS	RECEIVING					Att.	RUSHING				TOTAL OFFENSE
				Rec.	Yds.	Avg.	Lg.	TD		Yds.	Avg.	Lg.	TD	
2014	Pittsburgh	10	3	26	549	21.1	94t	8	3	12	4.0	9	0	561
2015	Pittsburgh	11	5	50	765	15.3	88t	6	5	37	7.4	13	1	802
2016	Pittsburgh	(RESERVE/SUSPENDED LIST)												
2017	Pittsburgh	15	8	50	603	12.1	51	3	6	22	3.7	13	0	625
2018	Oakland	8	2	19	266	14.0	47	0	3	23	7.7	17	0	289
Totals		44	18	145	2,183	15.1	94t	17	17	94	5.5	17	1	2,277
POSTSEASON														
2014	Pittsburgh	1	0	5	61	12.2	22	1	1	6	6.0	6	0	67
2015	Pittsburgh	2	2	14	183	13.1	52t	1	3	84	28.0	44	0	267
2016	Pittsburgh	(RESERVE/SUSPENDED LIST)												
2017	Pittsburgh	1	0	2	78	39.0	42	1	0	0	-	-	0	78
Totals		4	2	21	322	15.3	52t	3	4	90	22.5	44	0	412


MARTAVIS BRYANT 2018 GAME-BY-GAME

Date	Opponent	W/L	GP/GS	Rec.	RECEIVING				TD	Att.	RUSHING			TOTAL OFFENSE
					Yds.	Avg.	Lg.	TD			Yds.	Avg.	Lg.	
9/10	LAR	L												
					(NOT ON ROSTER)									
9/16	at Den.	L	1/1	4	30	7.5	16	0	0	0	0	-	-	30
9/23	at Mia.	L	1/0	2	30	15.0	19	0	1	4	4.0	4	0	34
9/30	Cle.	W	1/0	3	51	17.0	28	0	0	0	0	-	-	51
10/7	at LAC	L	1/0	3	91	30.3	47	0	0	0	0	-	-	91
10/14	Sea. (Lon.)	L	1/0	2	18	9.0	12	0	0	0	0	-	-	18
10/28	Ind.	L	1/0	0	0	-	-	0	0	0	0	-	-	0
11/1	at SF	L	1/0	2	29	14.5	23	0	1	17	17.0	17	0	46
11/11	LAC	L	1/1	3	17	5.7	8	0	1	2	2.0	2	0	19
11/18	at Ari.	W			(INACTIVE - KNEE)									
11/25	at Bal.	L			(INACTIVE - KNEE)									
12/2	KC	L			(INACTIVE - KNEE)									
12/9	Pit.													
12/16	at Cin.													
12/24	Den.													
12/30	at KC													
Totals			8/2	19	266	14.0	47	0	3	23	7.7	17	0	289



UPDATED BIOS - OFFENSE

4



**DEREK
CARR**

POSITION: QUARTERBACK
COLLEGE: FRESNO STATE
HEIGHT: 6-3 | **WEIGHT:** 215
ACQUIRED: D2-'14
NFL EXP.: 5 | **RAIDERS EXP.:** 5
HOMETOWN: BAKERSFIELD, CALIF.
BORN: 03/28/91

2018: (9/10) vs. LAR.: Led the offense down the field on the opening drive of the game, orchestrating a 7-play, 75-yard drive that was capped by Marshawn Lynch's 10-yard TD run...Connected with Jared Cook nine times for 180 yards, including a game-long 45-yard reception to set up the Raiders only TD of the night...Finished the game completing 29-of-40 passes for 303 yards, marking his 15th game recording 300-or-more passing yards...**(9/16) at Den.:** Finished the day with a 90.6 completion percentage, which marks the fourth best single-game percentage in NFL history...Carr ended the day completing 29-of-32 passing for 288 yards with one TD for a passer rating of 114.6...Set the franchise record for the highest completion percentage in the first half of play with 94.7 percent, completing 18-of-19 for 158 yards...Became the quickest Raider to surpass 15,000 career yards and just the fourth overall in the club's history to reach that mark...Recorded one TD pass on a 20-yard reception by Seth Roberts with 5:31 left in the third quarter...**(9/23) at Mia.:** Ended the contest throwing for 345 yards on 27-of-39 passing with one TD for a passer rating of 83.8...Orchestrated a 4-play, 75-yard drive lasting 1:26, capped by a 12-yard TD pass to Jordy Nelson on the opening drive...After throwing a 61-yard pass to Nelson on the opening drive, recorded a 66-yard pass to Nelson on the second offensive drive, which marks the longest play from scrimmage this season for the Raiders...Surpassed 300 passing yards late in the fourth quarter, marking the second time this season he reached the milestone and the 16th time in his career...**(9/30) vs. Cle.:** Completed 35-of-58 attempts for 437 yards with four TDs against two INTs for a passer rating of 92.4...Surpassed 400 passing yards for the third time in his career with 437, which ranks second for the most passing yards in a single game in franchise history behind the record he set in Week 8 of the 2016 season (513 yards) against the Tampa Bay Buccaneers...Totaled four TD passes and is now tied for second in franchise history with Ken Stabler for most games with four-or-more passing TDs (six)...His 35 completions rank second-most in his career for a single contest...Late in the second quarter, Carr connected with Amari Cooper on an 8-yard pass for the Raiders first offensive score of the game...Found Cook on a 7-yard TD reception, cutting the deficit to 21-28 with 5:34 remaining in the third quarter...His third TD pass came early in the fourth quarter when he connected with Nelson on a 19-yard score to give the Raiders a 31-28 lead...With 30 seconds left in the contest, found Cook for another 7-yard TD and then connected with Nelson for the two-point conversion to tie the game at 42-42...Contributed as the Raiders offense produce two 100-yard receivers, one 100-yard rusher and one 400-yard passer for the first time in franchise history since the 1970 AFL merger...**(10/7) at LAC:** Finished the day throwing for 268 yards on 24-of-33 passing for a 72.7 completion percentage with one TD for a passer rating of 94.0...Recorded his third game this season with a 70.0 or better completion percentage, with an AFC best 71.3 completion percentage...Has recorded 1,641 passing yards this season, marking the fewest amount of games it's taken him to surpass the 1,500 mark...**(10/14) vs. Sea.:** Completed 23-of-31 passes for 142 yards, earning a passer rating of 83.0...Recorded a 74.2 completion percentage, marking the fourth time this season he has recorded a completion percentage of 70.0 or better...Rushed for 31 yards, his most since Week 14 last season...**(10/28) vs. Ind.:** Completed 21-of-28 attempts for 244 yards, earning a completion percentage of 75.0, with three passing TDs against 0 INTs and one rushing TD...Has now recorded a completion percentage of 70.0 or better in five games this season and ranks second in the league with a 72.0 completion percentage this season...Ended the day with a 136.6 passer rating, marking his 20th career game with a passer rating of 100.0 or better, tying him with Jeff Hostetler for the fifth-most in franchise history...Early in the second quarter, connected with Roberts for a 31-yard pass for the Raiders first TD of the game...Found Cook on a 25-yard TD, giving the Raiders a 14-10 lead with 6:13 remaining in the first half...Recorded the first rushing TD of his career on 1-yard run early in the third quarter, culminating an eight-play, 75-yard drive lasting 5:11 to extend the Raiders lead to 21-13...Late in the third quarter, connected with Brandon LaFell on a 6-yard TD for his third passing score of the day, marking the 16th time in his career he's recorded at least three scores...**(11/1) at SF:** Ended the night with 171 yards on 16-of-21 passing for a passer rating of 99.5...Recorded a 76.2 completion percentage, marking the sixth game this season he has recorded a completion percentage of 70.0 or better...**(11/11) vs. LAC:** Completed 24-of-37 passes with 243 yards for a passer rating of 83.5...In the third quarter, surpassed 17,000 career passing yards to make him the third quarterback in Raiders history to cross the barrier...**(11/18) at Ari.:** Finished the day completing 19-of-31 passes for 192 yards with two TDs and no INTs, marking his fifth consecutive contest without an INT...Posted a passer rating of at least 100 points for the 21st time in his career, ending the day with 100.5...Connected with Cook for a 23-yard TD on the Raiders opening drive...Completed his second TD of the day, a 5-yard pass to LaFell with 8:25 left in the second quarter...Recorded the 15th fourth quarter comeback of his career, orchestrating a 9-play, 64-yard drive that lasted 1:53 and culminated in a 35-yard, game-winning FG by Daniel Carlson...**(11/25) at Bal.:** Competed 16-of-34 pass attempts for 194 yards with one TD against zero INTs for a passer rating of 74.9...The contest marked the sixth consecutive game without an INT...Helped put the Raiders on the board on the opening drive, orchestrating a 12-play, 91-yard drive lasting 6:15 that culminated in a 1-yard rush by Doug Martin...Recorded a TD with 5:09 left in the third quarter, connecting with Cook for a 16-yard score...**(12/2) vs. KC:** Surpassed Rich Gannon for second place on the franchise all-time passing yards list with 17,802 career yards after the contest...Orchestrated the Raiders' first touchdown drive of the game in the second quarter, an 11-play, 75-yard drive lasting 5:58 that culminated in a 1-yard rush by Martin...Recorded his first touchdown of the day, completing a 24-yard pass to Cook to cap a 6-play, 68-yard drive lasting 2:20 in the third quarter...Brought the Raiders within 10 with 10:41 left in the game with a 1-yard pass to Lee Smith to culminate a 10-play, 75-yard drive lasting 4:23...Passed Cam Newton for the seventh-most passing TDs in the NFL through a player's first five years with 119...With 6:46 left in the contest, connected with Marcell Ateman for a 9-yard score to cut the Chiefs lead to 33-30...His 29 completions on the day move him into second place in NFL history for the most completions through a player's first five years with 1,670, trailing only Peyton Manning (1,749)...Earned a passer rating of 123.2 in the game, his 22nd career game with a passer rating of at least 100 points to tie Jim Plunkett for fourth-most in franchise history...Earned a completion percentage of 76.3 on 29-of-38 passing, marking his seventh game this season with a completion percentage of 70.0 or better...For the seventh consecutive contest, he protected the football by not recording an INT.

UPDATED BIOS - OFFENSE

DEREK CARR

DEREK CARR'S CAREER STATISTICS

Year	Team	GP	GS	Att.	Cmp.	Yds.	Pct.	PASSING					Rtng.	RUSHING				
								Yds./Att.	TD	INT	Lg.	Sk./Lst.		Att.	Yds.	Avg.	Lg.	TD
2014	Oakland	16	16	599	348	3,270	58.1	5.5	21	12	77t	24/149	76.6	29	92	3.2	41	0
2015	Oakland	16	16	573	350	3,987	61.1	7.0	32	13	68t	31/230	91.1	33	138	4.2	24	0
2016	Oakland	15	15	560	357	3,937	63.8	7.0	28	6	75t	16/79	96.7	39	70	1.8	13	0
2017	Oakland	15	15	515	323	3,496	62.7	6.8	22	13	87t	20/101	86.4	23	66	2.9	32	0
2018	Oakland	12	12	422	292	3,112	69.2	7.4	16	8	66	38/214	95.2	19	51	2.7	15	1
Totals		74	74	2,669	1,670	17,802	62.6	6.7	119	52	87t	129/773	88.8	143	417	2.9	41	1

DEREK CARR 2018 GAME-BY-GAME

Date	Opp.	W/L	GP/GS	Att.	Cmp.	Yds.	Pct.	PASSING					Rtng.	RUSHING				
								Yds./Att.	TD	INT	Lg.	Sk./Lst.		Att.	Yds.	Avg.	Lg.	TD
9/10	LAR	L	1/1	40	29	303	72.5	7.6	0	3	45	1/3	62.8	2	1	0.5	6	0
9/16	at Den.	L	1/1	32	29	288	90.6	9.0	1	0	30	1/7	114.6	0	0	-	-	0
9/23	at Mia.	L	1/1	39	27	345	69.2	8.9	1	2	66	3/20	83.8	2	-2	-1.0	-1	0
9/30	Cle.	W	1/1	58	35	437	60.3	7.5	4	2	36	3/11	92.4	2	1	0.5	2	0
10/7	at LAC	L	1/1	33	24	268	72.7	8.1	1	1	47	3/20	94.0	1	5	5.0	5	0
10/14	vs. Sea. (Lon)	L	1/1	23	31	142	74.2	4.6	0	0	21	6/36	83.0	4	31	7.8	15	0
10/14	Ind.	L	1/1	21	28	244	75.0	8.7	3	0	31t	0/0	136.6	2	0	0.0	0	1
11/1	at SF	L	1/1	21	16	171	76.2	8.1	0	0	25	7/32	99.5	3	5	1.7	4	0
11/11	LAC	L	1/1	37	24	243	64.9	6.6	0	0	31	4/40	83.5	2	2	1.0	2	0
11/18	at Ari.	W	1/1	31	19	192	61.3	6.2	2	0	32	4/19	100.5	0	0	-	-	0
11/25	at Bal.	L	1/1	34	16	194	47.1	5.7	1	0	44	3/12	74.9	0	0	-	-	0
12/2	KC	L	1/1	38	29	285	76.3	7.5	3	0	29	3/14	123.2	1	8	8.0	8	0
12/9	Pit.																	
12/16	at Cin.																	
12/24	Den.																	
12/30	at KC																	
Totals			12/12	422	292	3,112	69.2	7.4	16	8	66	38/214	95.2	19	51	2.7	15	1



UPDATED BIOS - OFFENSE

85



**DEREK
CARRIER**

POSITION: TIGHT END
COLLEGE: BELOIT
HEIGHT: 6-4 | **WEIGHT:** 244
ACQUIRED: UFA-'18 (LAR)
NFL EXP.: 6 | **RAIDERS EXP.:** 1
HOMETOWN: EDGERTON, WIS.
BORN: 07/25/90

2018: (9/10) vs. LAR.: Started in his Raiders debut, recording two catches for 20 yards...(9/16) at Den.: Recorded one catch for five yards, while also appearing on special teams...(9/23) at Mia.: Appeared on both offense and special teams...(9/30) vs. Cle.: Saw extensive action on special teams, recording one stop...Also appeared on offense...(10/7) at LAC: Appeared on both offense and special teams...Totaled two special teams tackles...(10/14) vs. Sea.: Started his second contest for the Silver and Black...(10/28) vs. Ind.: Saw action on both offense and special teams...(11/1) at SF: Recorded one catch for eight yards...(11/11) vs. LAC: Caught one pass for five yards in the contest...(11/18) at Ari.: Appeared primarily on special teams, recording one stop...Also saw time on offense...(11/25) at Bal.: Saw extensive action on special teams...Also appeared in a reserve role on offense...(12/2) vs. KC: Appeared primarily on special teams, with limited action on offense.

DEREK CARRIER'S CAREER STATISTICS

Year	Team	GP	GS	Rec.	RECEIVING				TD	Att.	RUSHING				TOTAL OFFENSE
					Yds.	Avg.	Lg.	Yds			Avg.	Lg.	TD		
2012	Philadelphia	0	0	0	0	-	-	0	0	0	-	-	0	0	
2013	San Francisco	5	0	0	0	-	-	0	0	0	-	-	0	0	
2014	San Francisco	11	1	9	105	11.7	23	0	1	2	2.0	2	0	107	
2015	Washington	12	12	17	141	8.3	20	1	0	0	-	-	0	141	
2016	Washington	8	0	2	10	5.0	6	0	0	0	-	-	0	10	
2017	LA Rams	14	3	8	71	8.9	17	0	0	0	-	-	0	71	
2018	Oakland	12	2	5	38	7.6	12	0	0	0	-	-	0	38	
Totals		62	18	41	365	8.9	23	1	1	2	2	2	0	367	
POSTSEASON															
2017	LA Rams	1	0	0	0	-	-	0	0	0	-	-	0	0	
Totals		1	0	0	0	-	-	0	0	0	-	-	0	0	

DEREK CARRIER 2018 GAME-BY-GAME

Date	Opponent	W/L	GP/GS	Rec.	Yds.	RECEIVING		
						Avg.	Lg.	TD
9/10	LAR	L	1/1	2	20	10.0	12	0
9/16	at Den.	L	1/0	1	5	5.0	5	0
9/23	at Mia.	L	1/0	0	0	-	-	0
9/30	Cle.	W	1/0	0	0	-	-	0
10/7	at LAC	L	1/0	0	0	-	-	0
10/14	Sea. (Lon.)	L	1/1	0	0	-	-	0
10/28	Ind.	L	1/0	0	0	-	-	0
11/1	at SF	L	1/0	1	8	8.0	8	0
11/11	LAC	L	1/0	1	5	5.0	5	0
11/18	at Ari.	W	1/0	0	0	-	-	0
11/25	at Bal.	L	1/0	0	0	-	-	0
12/2	KC	L	1/0	0	0	-	-	0
12/9	Pit.							
12/16	at Cin.							
12/24	Den.							
12/30	at KC							
Totals			12/2	5	38	7.6	12	0



UPDATED BIOS - OFFENSE

87



**JARED
COOK**

POSITION: TIGHT END
COLLEGE: SOUTH CAROLINA
HEIGHT: 6-5 | **WEIGHT:** 254
ACQUIRED: UFA-'17 (GB)
NFL EXP.: 10 | **RAIDERS EXP.:** 2
HOMETOWN: SUWANEE, GA.
BORN: 04/07/87

2018: (9/10) vs. LAR.: Set the franchise record for most receiving yards in a game by a Raiders tight end, finishing the night with 180 yards on nine catches (20.0 avg.)...His 180 receiving yards also tied for sixth-most yards by a tight end in NFL history and marked a single-game career best...Provided a spark on the Raiders opening offensive drive, recording a game-long 45-yard reception. His 45-yard reception, which marked his longest since Week 11 of the 2016 season, put the Raiders on the Ram's 20-yard line to help set up the first TD of the game...Finished the first half with 113 receiving yards, tied for the second most in the first half in his career...**(9/16) at Den.:** Recorded 49 yards on four receptions (12.3 avg.) with a 20-yard long...**(9/23) at Mia.:** Totaled five receptions for 31 yards (6.3 avg.) with a 13-yard long...**(9/30) vs. Cle.:** Recorded eight receptions for 110 yards (13.8 avg.) with two TDs and a 24-yard long...With 5:34 left in the third quarter, hauled in a 7-yard TD reception from Derek Carr to cut the Browns lead to 28-21...Found the endzone once again in the fourth quarter, scoring on a 7-yard reception with 30 seconds left in the game to tie the contest at 42-42 and send the game into overtime...Marks the third game with multiple TDs and the first since Week 14 of the 2014 season...His TDs marked the 20th and 21st of his career, which moves him into 15th in the league among active tight ends...Surpassed 100 receiving yards for the eighth time in his career and the fourth as a member of the Silver and Black, the most 100-yard receiving games he's recorded with a single club...Ranks ninth among all receivers and continues to lead the league among tight ends with 370 yards...Cook had six of his eight receptions go for first downs, improving his season total to 18 which leads all tight ends this season...Contributed as the Raiders offense produce two 100-yard receivers, one 100-yard rusher and one 400-yard passer for the first time in franchise history since the 1970 AFL merger...**(10/7) at LAC:** Hauled in four receptions for 20 yards...Recorded one reception for a first down, bringing his season total to 19, which led the NFL among tight ends through Week 5...**(10/14) vs. Sea.:** Started in the contest, recording two catches for 10 yards...**(10/28) vs. Ind.:** Surpassed 5,000 career receiving yards on a 25-yard TD reception, making him just the eighth active tight end to accomplish the feat...His three TDs this year marked the most in a season since 2014...Finished the game with four receptions for 74 yards and now ranks fourth in the league among tight ends with 474 receiving yards...**(11/1) at SF:** Recorded two receptions for 20 yards...**(11/11) vs. LAC:** Caught four receptions for 52 yards, making him the fourth tight end to surpass 500 receiving yards this season...**(11/18) at Ari.:** Totaled three receptions for 31 yards...Hauled in a 23-yard TD, which capped a 3-play, 33-yard drive that lasted 1:33...The score marked the 23rd of his career, which ties him for 13th in the league among active tight ends...Has now recorded four TDs this season, the most since posting a career-best five scores in 2013...**(11/25) at Bal.:** Recorded two receptions for 32 yards with one TD...With 5:09 left in the third quarter, hauled in a 16-yard TD reception, marking the first time in his career he recorded a TD in back-to-back contests...The score marked the 24th of his career, tying him for 13th in the NFL among active tight ends and marked his fifth of the season, which ties a career high...**(12/2) vs. KC:** Set a career-high recording his sixth TD of the season, a 24-yard reception to culminate a 6-play, 68-yard drive lasting 2:20...The score brings his career total to 25, giving him sole possession of 13th place in the league among active tight ends...Extended his streak of TDs to three games, marking a new career high...With 100 receiving yards in the contest, his season total is now at 709, which marks the second-most in his career. It also marks just the second time in his career that he's surpassed 700 receiving yards in a season...The contest marks the ninth time he has recorded 100-or-more yards in a contest and the second time he's done so against the Chiefs.

JARED COOK'S CAREER STATISTICS

Year	Team	GP	GS	RECEIVING					Att.	RUSHING				TOTAL OFFENSE
				Rec.	Yds.	Avg.	Lg.	TD		Yds	Avg.	Lg.	TD	
2009	Tennessee	14	0	9	74	8.2	17	0	0	0	-	-	0	74
2010	Tennessee	16	1	29	361	12.4	36	1	0	0	-	-	0	361
2011	Tennessee	16	5	49	759	15.5	80t	3	0	0	-	-	0	759
2012	Tennessee	13	5	44	523	11.9	61t	4	0	0	-	-	0	523
2013	St. Louis	16	13	51	671	13.2	47	5	0	0	-	-	0	671
2014	St. Louis	16	6	52	634	12.2	59t	3	1	0	0.0	0	0	634
2015	St. Louis	16	12	39	481	12.3	49	0	0	0	-	-	0	481
2016	Green Bay	10	5	30	377	12.6	47	1	0	0	-	-	0	377
2017	Oakland	16	16	54	688	12.7	35	2	0	0	-	-	0	688
2018	Oakland	12	10	54	709	13.1	45	6	0	0	-	-	0	709
Totals		145	73	411	5,277	12.8	80t	25	1	0	0	0	0	5,277
POSTSEASON														
2016	Green Bay	3	3	18	229	12.7	35	2	0	0	-	-	0	229
Totals		3	3	18	229	12.7	35	2	0	0	-	-	0	229

UPDATED BIOS - OFFENSE

JARED COOK

JARED COOK 2018 GAME-BY-GAME

Date	Opponent	W/L	GP/GS	Rec.	Yds.	RECEIVING		TD
						Avg.	Lg.	
9/10	LAR	L	1/1	9	180	20.0	45	0
9/16	at Den.	L	1/1	4	49	12.3	20	0
9/23	at Mia.	L	1/1	5	31	6.2	13	0
9/30	Cle.	W	1/1	8	110	13.8	24	2
10/7	at LAC	L	1/1	4	20	5.0	9	0
10/14	Sea. (Lon.)	L	1/1	2	10	5.0	8	0
10/28	Ind.	L	1/0	4	74	18.5	30	1
11/1	at SF	L	1/1	2	20	10.0	11	0
11/11	LAC	L	1/1	4	52	13	31	0
11/18	at Ari.	W	1/0	3	31	10.3	23t	1
11/25	at Bal.	L	1/1	2	32	16.0	16t	1
12/2	KC	L	1/1	7	100	14.3	29	1
12/9	Pit.							
12/16	at Cin.							
12/24	Den.							
12/30	at KC							
Totals			12/10	54	709	13.1	45	6



UPDATED BIOS - OFFENSE

76



**JON
FELICIANO**

POSITION: GUARD/CENTER
COLLEGE: MIAMI (FLA.)
HEIGHT: 6-4 | **WEIGHT:** 325
ACQUIRED: D4-'15
NFL EXP.: 4 | **RAIDERS EXP.:** 4
HOMETOWN: DAVIE, FLA.
BORN: 02/10/92

2018: (9/10) vs. LAR.: Saw limited action on special teams...(9/16) at Den.: Saw limited action on both offense and special teams...(9/23) at Mia.: Appeared in a reserved role on both offense and special teams...(9/30) vs. Cle.: Saw time on both special teams and offense...(10/7) at LAC: Started at left guard due to injuries on the line, helping Derek Carr record his third game this season with a completion percentage of 70.0 or better (72.7)...(10/14) vs. Sea.: Started at left guard in the contest...(10/28) vs. Ind.: Started at left guard, helping the line post their first clean sheet of the season...Helped pave the way as Carr recorded three passing TDs and his first career rushing TD...(11/1) at SF: Appeared in a reserve role on offense due to multiple injuries on the line...(11/11) vs. LAC: Saw limited action on special teams...(11/18) at Ari.: Appeared in a reserve role on offense and special teams...(11/25) at Bal.: Saw limited action on offense and special teams...(12/2) vs. KC: Appeared in a reserve role on offense and special teams.

JON FELICIANO'S CAREER STATISTICS

Year	Team	GP	GS
2015	Oakland	6	3
2016	Oakland	16	0
2017	Oakland	13	1
2018	Oakland	12	3
Totals		47	7
POSTSEASON			
2016	Oakland	1	0
Totals		1	0



UPDATED BIOS - OFFENSE

65



**CHAZ
GREEN**

POSITION: GUARD
COLLEGE: FLORIDA
HEIGHT: 6-5 | **WEIGHT:** 318
ACQUIRED: FA-'18
NFL EXP.: 4 | **RAIDERS EXP.:** 1
HOMETOWN: TAMPA, FLA.
BORN: 04/08/92

2018: (12/2) vs. KC: Inactive.

CHAZ GREEN'S CAREER STATISTICS

Year	Team	GP	GS
2016	Dallas	4	2
2017	Dallas	14	4
2018	Oakland	0	0
Totals		18	6



UPDATED BIOS - OFFENSE



**DWAYNE
HARRIS**

POSITION: WIDE RECEIVER
COLLEGE: EAST CAROLINA
HEIGHT: 5-11 | **WEIGHT:** 206
ACQUIRED: FA-'18
NFL EXP: 8 | **RAIDERS EXP:** 1
HOMETOWN: STONE MOUNTAIN, GA.
BORN: 09/16/87

2018: (9/10) vs. LAR.: Made his Raiders debut, appearing exclusively on special teams and returning one punt for 10 yards...**(9/16) at Den.:** Inactive due to a foot injury...**(9/23) at Mia.:** Returned two kickoffs for 39 yards with a 21-yard long and returned one punt for 11 yards...Totaled two receptions for 11 yards on offense...**(9/30) vs. Cle.:** Returned a season-best five punts for 98 yards (19.6 avg.) with a 49-yard long... His 49-yard punt return marked the longest by a Raider since Sept. 19, 2010...**(10/7) at LAC:** Returned two kickoffs for 44 yards, both 22 yards long...**(10/14) vs. Sea.:** Caught one pass for seven yards...**(10/28) vs. Ind.:** Recorded one carry for 13 yards...Added one kickoff return for 28 yards...**(11/1) at SF:** Returned two kickoffs for 51 yards...Added one catch for 13 yards...**(11/11) vs. LAC:** Returned a season-best five kickoffs for 96 yards (19.2 avg.) with a long of 25 yards...Added three punt returns for eight yards...**(11/18) at Ari.:** Returned two kickoffs for 53 yards and two punts for 28 yard...**(11/25) at Bal.:** Returned two kickoffs for 44 yards with a 23-yard long...**(12/2) vs. KC:** Returned three kickoffs for 66 yards with a long of 31-yards, marking a season best.

DWAYNE HARRIS' CAREER STATISTICS

Year	Team	GP	GS	RECEIVING				TD	Att.	RUSHING				TOTAL OFFENSE
				Rec.	Yds.	Avg.	Lg.			Yds.	Avg.	Lg.	TD	
2011	Dallas	7	0	0	0	-	-	0	0	0	-	-	0	0
2012	Dallas	16	0	17	222	13.1	36	1	0	0	-	-	0	222
2013	Dallas	13	3	9	80	8.9	24t	2	1	6	6.0	6	0	86
2014	Dallas	16	0	7	116	16.6	56	0	4	7	1.8	9	0	123
2015	NY Giants	15	6	36	396	11.0	38	4	2	12	6.0	11	0	408
2016	NY Giants	16	1	1	13	13.0	13t	1	0	0	-	-	0	13
2017	NY Giants	5	0	0	0	-	-	0	0	0	-	-	0	0
2018	Oakland	11	0	6	40	6.7	13	0	2	12	6.0	13	0	52
Totals		99	10	76	867	11.4	56	8	9	37	4.1	13	0	904

POSTSEASON

2014	Dallas	2	0	1	5	5.0	5	0	0	0	-	-	0	5
2016	NY Giants	1	0	0	0	-	-	0	0	0	-	-	0	0
Totals		1	0	3	3	1.0	4	0	2	8	4.0	5	0	11

KICKOFF RETURNS

Year	Team	Ret.	Yds.	Avg.	Lg.	TD
2011	Dallas	8	231	28.9	51	0
2012	Dallas	11	210	19.1	29	0
2013	Dallas	28	857	30.6	90	0
2014	Dallas	30	742	24.7	42	0
2015	NY Giants	22	631	28.7	100t	1
2016	NY Giants	22	533	24.2	46	0
2017	NY Giants	9	188	20.9	30	0
2018	Oakland	19	421	22.2	31	0
Totals		149	3,813	25.6	100t	1

PUNT RETURNS

Year	Team	Ret.	Yds.	Avg.	Lg.	TD
2011	Dallas	6	80	5.3	14	0
2012	Dallas	11	354	16.1	78t	1
2013	Dallas	10	256	12.8	86t	1
2014	Dallas	13	275	9.2	38	0
2015	NY Giants	7	341	10.0	80t	1
2016	NY Giants	10	170	5.9	17	0
2017	NY Giants	9	48	6.9	17	0
2018	Oakland	9	153	10.2	49	0
Totals		75	1,677	9.8	86t	3

POSTSEASON

2014	Dallas	5	117	23.4	30	0
2016	NY Giants	2	55	27.5	31	0
Totals		7	172	24.6	31	0

UPDATED BIOS - OFFENSE

DWAYNE HARRIS

DWAYNE HARRIS 2018 GAME-BY-GAME

Date	Opponent	W/L	GP/GS	RECEIVING					Att.	RUSHING				TOTAL OFFENSE
				Rec.	Yds.	Avg.	Lg.	TD		Yds.	Avg.	Lg.	TD	
9/10	LAR	L	1/0	0	0	-	-	0	0	0	-	-	0	0
9/16	at Den.	L				(INACTIVE - FOOT)								
9/23	at Mia.	L	1/0	2	11	5.5	7	0	0	0	-	-	0	11
9/30	Cle.	W	1/0	0	0	-	-	0	1	-1	-1.0	-1	0	-1
10/7	at LAC	L	1/0	0	0	-	-	0	0	0	-	-	0	0
10/14	Sea. (Lon.)	L	1/0	1	7	7.0	7	0	0	0	-	-	0	7
10/28	Ind.	L	1/0	0	0	-	-	0	1	13	13.0	13	0	13
11/1	at SF	L	1/0	1	13	13.0	13	0	0	0	-	-	0	13
11/11	LAC	L	1/0	1	0	0.0	0	0	0	0	-	-	0	0
11/18	at Ari.	W	1/0	0	0	-	-	0	0	0	-	-	0	0
11/25	at Bal.	L	1/0	0	0	-	-	0	0	0	-	-	0	0
12/2	KC	L	1/0	1	9	9.0	9	0	0	0	-	-	0	9
12/9	Pit.													
12/16	at Cin.													
12/24	Den.													
12/30	at KC													
Totals			11/0	6	40	6.7	13	0	2	12	6.0	13	0	52



UPDATED BIOS - OFFENSE

14



**KEON
HATCHER**

POSITION: WIDE RECEIVER
COLLEGE: ARKANSAS
HEIGHT: 6-1 | **WEIGHT:** 212
ACQUIRED: FA-'18
NFL EXP.: 1 | **RAIDERS EXP.:** 1
HOMETOWN: OWASSO, OKLA.
BORN: 09/11/94

2018: (9/10) vs. LAR: Made his NFL debut seeing action on special teams...(11/25) at Bal.: Caught one pass for eight yards in the contest....(12/2) vs. KC: Saw limited time on both offense and special teams.

KEON HATCHER'S CAREER STATISTICS

Year	Team	GP	GS	Rec.	RECEIVING				TD	Att.	RUSHING				TOTAL OFFENSE
					Yds.	Avg.	Lg.	Yds.			Avg.	Lg.	TD		
2018	Oakland	3	0	1	8	8.0	8	0	0	0	-	-	0	8	
Totals		3	0	1	8	8.0	8	0	0	0	-	-	0	8	


KEON HATCHER 2018 GAME-BY-GAME

Date	Opponent	W/L	GP/GS	RECEIVING						RUSHING				TOTAL OFFENSE	
				Rec.	Yds.	Avg.	Lg.	TD	Att.	Yds.	Avg.	Lg.	TD		
9/10	LAR	L	1/0	0	0	-	-	0	0	0	-	-	0	0	
9/16	at Den.	L				(NOT ON ROSTER)									
9/23	at Mia.	L				(NOT ON ROSTER)									
9/30	Cle.	W				(NOT ON ROSTER)									
10/7	at LAC	L				(NOT ON ROSTER)									
10/14	Sea. (Lon.)	L				(NOT ON ROSTER)									
10/28	Ind.	L				(NOT ON ROSTER)									
11/1	at SF	L				(NOT ON ROSTER)									
11/11	LAC	L				(NOT ON ROSTER)									
11/18	at Ari.	W				(NOT ON ROSTER)									
11/25	at Bal.	L	1/0	1	8	8.0	8	0	0	0	-	-	0	8	
12/2	KC	L	1/0	0	0	-	-	0	0	0	-	-	0	0	
12/9	Pit.														
12/16	at Cin.														
12/24	Den.														
12/30	at KC														
Totals			3/0	1	8	8.0	8	0	0	0	-	-	0	8	



UPDATED BIOS - OFFENSE

61



RODNEY HUDSON

POSITION: CENTER
COLLEGE: FLORIDA STATE
HEIGHT: 6-2 | **WEIGHT:** 300
ACQUIRED: UFA-'15 (KC)
NFL EXP.: 8 | **RAIDERS EXP.:** 4
HOMETOWN: MOBILE, ALA.
BORN: 07/12/89

2018: (9/10) vs. LAR.: Started at center in the season opener and was part of an offensive line that allowed just one sack in the contest...**(9/16) at Den.:** Helped Derek Carr finished the day with a 90.6 completion percentage, which marks the fourth best single-game percentage in NFL history...Part of an offensive line that allowed just one sack for the second straight game...**(9/23) at Mia.:** Helped the run game total 100-plus yards (109) in the contest...Allowed Carr to surpass 300-plus passing yards for the second time this season...**(9/30) vs. Cle.:** Started at center in his 100th career game...Paved the way for the Raiders run game as Marshawn Lynch recorded 130 rushing yards, the seventh most of his career...Allowed Carr to record 437 passing yards, the second most of his career, with four TDs...Helped the Raiders offense produce two 100-yard receivers, one 100-yard rusher and one 400-yard passer for the first time in franchise history since the 1970 AFL merger...**(10/7) at LAC:** Started at center, helping Carr record his third game this season with a completion percentage of 70.0 or better (72.7)...**(10/14) vs. Sea.:** Started at center in the contest...**(10/28) vs. Ind.:** Started at center, helping the line post their first clean sheet of the season...Helped pave the way as Carr recorded three passing TDs and his first career rushing TD...**(11/1) at SF:** Started at center in the contest...**(11/11) vs. LAC:** Helped the run game total 100-plus yards (114) for the fifth time this season...**(11/18) at Ari.:** Started at center in the win, paving the way for a 152 rushing yards...Helped Carr finish with a passer rating of 100.5 as he orchestrated the 15th fourth-quarter comeback of his career...**(11/25) at Bal.:** Started at center in the contest...**(12/2) vs. KC:** Paved the way for a season-high 171 rushing yards and 442 total net yards, the third time this season the team has surpassed 400...Helped the offense convert on 75 percent of their third downs (9-of-12), which marks a season high and their third best conversion percentage in franchis history dating back to 1991.

RODNEY HUDSON'S CAREER STATISTICS

Year	Team	GP	GS
2011	Kansas City	16	1
2012	Kansas City	3	3
2013	Kansas City	16	15
2014	Kansas City	16	16
2015	Oakland	13	13
2016	Oakland	16	16
2017	Oakland	16	16
2018	Oakland	12	12
Totals		108	92
POSTSEASON			
2013	Kansas City	1	1
2016	Oakland	1	1
Totals		2	2



UPDATED BIOS - OFFENSE

66



**GABE
JACKSON**

POSITION: GUARD
COLLEGE: MISSISSIPPI STATE
HEIGHT: 6-3 | **WEIGHT:** 335
ACQUIRED: D3-'14
NFL EXP: 5 | **RAIDERS EXP:** 5
HOMETOWN: LIBERTY, MISS.
BORN: 07/12/91


2018: (9/10) vs. LAR.: Started at right guard in the season opener and was part of an offensive line that allowed just one sack in the contest...The start marked the 60th of his career...**(9/16) at Den.:** Helped Derek Carr finished the day with a 90.6 completion percentage, which marks the fourth best single-game percentage in NFL history...Part of an offensive line that allowed just one sack for the second straight game...**(9/23) at Mia.:** Helped the run game total 100-plus yards (109) in the contest...Allowed Carr to surpass 300-plus passing yards for the second time this season...**(9/30) vs. Cle.:** Paved the way for the Raiders run game as Marshawn Lynch recorded 130 rushing yards, the seventh most of his career...Allowed Carr to record 437 passing yards, the second most of his career, with four TDs...Helped the Raiders offense produce two 100-yard receivers, one 100-yard rusher and one 400-yard passer for the first time in franchise history since the 1970 AFL merger...**(10/7) at LAC:** Started at right guard, helping Carr record his third game this season with a completion percentage of 70.0 or better (72.7)...**(10/14) vs. Sea.:** Started at right guard in the contest...**(10/28) vs. Ind.:** Started at right guard, helping the line post their first clean sheet of the season...Helped pave the way as Carr recorded three passing TDs and his first career rushing TD...**(11/1) at SF:** Started at right guard in the contest...**(11/11) vs. LAC:** Helped the run game total 100-plus yards (114) for the fifth time this season...**(11/18) at Ari.:** Started at right guard in the win, paving the way for a season-high 152 rushing yards...Helped Carr finish with a passer rating of 100.5 as he orchestrated the 15th fourth-quarter comeback of his career...**(11/25) at Bal.:** Started at right guard in the contest...**(12/2) vs. KC:** Paved the way for a season-high 171 rushing yards and 442 total net yards, the third time this season the team has surpassed 400...Helped the offense convert on 75 percent of their third downs (9-of-12), which marks a season high and their third best conversion percentage in franchis history dating back to 1991.

GABE JACKSON'S CAREER STATISTICS

Year	Team	GP	GS
2014	Oakland	13	12
2015	Oakland	16	16
2016	Oakland	16	16
2017	Oakland	15	15
2018	Oakland	12	12
Totals		72	71
POSTSEASON			
2016	Oakland	1	1
Totals		1	1



UPDATED BIOS - OFFENSE



DOUG MARTIN
POSITION: RUNNING BACK
COLLEGE: BOISE STATE
HEIGHT: 5-9 | **WEIGHT:** 223
ACQUIRED: FA-'18
NFL EXP.: 7 | **RAIDERS EXP.:** 1
HOMETOWN: STOCKTON, CALIF.
BORN: 01/13/89

2018: (9/10) vs. LAR.: Totaled four rushes for 20 yards (5.0 avg.) in his Raiders debut...**(9/16) at Den.:** Recorded 24 yards on seven carries (3.4 avg.) with a 6-yard long...**(9/23) at Mia.:** Totaled nine carries for 43 yards (4.8 avg.) with a 15-yard long...**(9/30) vs. Cle.:** Recorded five carries for 11 yards in the win...**(10/7) at LAC:** Recorded two carries in the contest...**(10/14) vs. Sea.:** Caught one pass for eight yards...**(10/28) vs. Ind.:** Earned his first start with the Silver and Black and finished with 72 yards on 13 attempts (5.5 avg.) and added two receptions for 17 yards...**(11/1) at SF:** Finished as the team's leading rusher with 11 carries for 49 yards (4.5 avg.)...Added one reception for 20 yards...**(11/11) vs. LAC:** Totaled 61 yards on 15 carries (4.1 avg.) with three catches for 31 yards (10.3 avg.) and a season-best 23-yard long...**(11/18) at Ari.:** Started in the win, recording 10 carries for 52 yards (5.2 avg.)...**(11/25) at Bal.:** Led the team with 11 carries for 51 yards (4.6 avg.) and added three catches for 21 yards (7.0 avg.)...Recorded his first TD as a member of the Silver and Black, breaking the goal line from 1-yard out on the Raiders opening drive...In the second quarter, surpassed 5,000 career rushing yards to make him the 12th active player in the NFL to reach that milestone...**(12/2) vs. KC:** Ended the day with 61 yards on 18 carries (3.4 avg.) with one TD, adding two receptions for six yards...Broke the goal line from 1-yard out, helping put the Raiders on the board with 1:04 remaining in the first half. His TD culminated an 11-play, 75-yard drive lasting 5:58...Recorded a rushing TD in consecutive games for the first time since Week 5 and Week 6 of the 2017 season.

DOUG MARTIN'S CAREER STATISTICS

Year	Team	GP	GS	RUSHING					Rec.	RECEIVING				TOTAL OFFENSE
				Att.	Yds.	Avg.	Lg.	TD		Yds.	Avg.	Lg.	TD	
2012	Tampa Bay	16	16	319	1,454	4.6	70t	11	49	472	9.6	64t	1	1,926
2013	Tampa Bay	6	6	127	456	3.6	28	1	12	66	5.5	13	0	522
2014	Tampa Bay	11	11	134	494	3.7	63	2	13	64	4.9	20	0	558
2015	Tampa Bay	16	16	288	1,402	4.9	84	6	33	271	8.2	25	1	1,673
2016	Tampa Bay	8	8	144	421	2.9	17	3	14	134	9.6	27	0	555
2017	Tampa Bay	11	8	138	406	2.9	27	3	9	84	9.3	17	0	490
2018	Oakland	12	5	105	445	4.2	29	2	16	106	6.6	23	0	551
Totals		80	70	1,255	5,078	4.0	84	28	146	1,197	8.2	64t	2	6,275

DOUG MARTIN 2018 GAME-BY-GAME

Date	Opponent	W/L	GP/GS	RUSHING					Rec.	RECEIVING				TOTAL OFFENSE
				Att.	Yds.	Avg.	Lg.	TD		Yds.	Avg.	Lg.	TD	
9/10	LAR	L	1/0	4	20	5.0	13	0	2	-3	-1.5	-1	0	17
9/16	at Den.	L	1/0	7	24	3.4	6	0	1	0	0.0	0	0	24
9/23	at Mia.	L	1/0	9	43	4.8	15	0	0	0	-	-	0	43
9/30	Cle.	W	1/0	5	11	2.2	6	0	0	0	-	-	0	11
10/7	LAC.	L	1/0	2	1	0.5	2	0	0	0	-	-	0	1
10/14	Sea. (Lon.)	L	1/0	0	0	0.0	0	0	1	8	8.0	8	0	8
10/28	Ind.	L	1/1	13	72	5.5	29	0	2	17	8.5	10	0	89
11/1	at SF	L	1/0	11	49	4.5	10	0	1	20	20.0	20	0	69
11/11	LAC	L	1/1	15	61	4.1	16	0	3	31	10.3	23	0	92
11/18	at Ari.	W	1/1	10	52	5.2	11	0	1	6	6.0	6	0	58
11/25	at Bal.	L	1/1	11	51	4.6	14	1	3	21	7.0	9	0	72
12/2	KC	L	1/1	18	61	3.4	17	1	2	6	3.0	4	0	67
12/9	Pit.													
12/16	at Cin.													
12/24	Den.													
12/30	at KC													
Totals			12/5	105	445	4.2	29	2	16	106	6.6	23	0	551



UPDATED BIOS - OFFENSE

2



AJ McCARRON

POSITION: QUARTERBACK
COLLEGE: ALABAMA
HEIGHT: 6-3 | **WEIGHT:** 215
ACQUIRED: TR-'18
NFL EXP.: 4 | **RAIDERS EXP.:** 1
HOMETOWN: MOBILE, ALA.
BORN: 09/13/90

2018: (9/10) vs. LAR.: Active but did not play...(9/16) **at Den.:** Active but did not play...(9/23) **at Mia.:** Active but did not play...(9/30) **vs. Cle.:** Active but did not play...(10/7) **at LAC:** Active but did not play...(10/14) **vs. Sea.:** Active but did not play...(10/28) **vs. Ind.:** Active but did not play...(11/1) **at SF:** Appeared in his first contest for the Silver and Black, completing 1-of-3 passes for eight yards...(11/11) **vs. LAC:** Active but did not play...(11/18) **at Ari.:** Active but did not play...(11/25) **at Bal.:** Appeared in two snaps prior to the end of the first half...(12/2) **vs. KC:** Active but did not play.

AJ McCARRON'S CAREER STATISTICS

Year	Team	GP	GS	PASSING										RUSHING				
				Att.	Cmp.	Yds.	Pct.	Yds./Att.	TD	INT	Lg.	Sk./Lst.	Rtng.	Att.	Yds.	Avg.	Lg.	TD
2015	Cincinnati	7	3	119	79	854	66.4	7.2	6	2	66t	12/63	97.1	14	31	2.2	16	0
2016	Cincinnati	1	0	0	0	0	-	-	0	0	0	0/0	-	0	0	-	-	0
2017	Cincinnati	3	0	14	7	66	50.0	4.7	0	0	27	1/9	63.4	0	0	-	-	0
2018	Oakland	2	0	3	1	8	33.3	2.7	0	0	8	1/7	42.4	3	-2	-0.7	0	0
Totals		13	3	136	87	928	64.0	6.8	6	2	66t	14/79	92.4	17	29	1.7	16	0
POSTSEASON																		
2015	Cincinnati	1	1	41	23	212	56.1	4.6	1	1	25	3/24	68.3	5	9	1.8	6	0
Totals		1	1	41	23	212	56.1	4.6	1	1	25	3/24	68.3	5	9	1.8	6	0

AJ McCARRON 2018 GAME-BY-GAME

Date	Opp.	W/L	GP/GS	PASSING										RUSHING				
				Att.	Cmp.	Yds.	Pct.	Yds./Att.	TD	INT	Lg.	Sk./Lst.	Rtng.	Att.	Yds.	Avg.	Lg.	TD
9/10	LAR	L						(DID NOT PLAY)										
9/16	at Den.	L						(DID NOT PLAY)										
9/23	at Mia.	L						(DID NOT PLAY)										
9/30	Cle.	W						(DID NOT PLAY)										
10/7	at LAC	L						(DID NOT PLAY)										
10/14	vs. Sea. (Lon)	L						(DID NOT PLAY)										
10/28	vs. Ind.	L						(DID NOT PLAY)										
11/1	at SF	L	1/0	3	1	8	33.3	2.7	0	0	8	1/7	42.4	1	0	0.0	0	0
11/11	LAC	L						(DID NOT PLAY)										
11/18	at Ari.	W						(DID NOT PLAY)										
11/25	at Bal.	L	1/0	0	0	0	0.0	0.0	0	0	-	0/0	-	2	-2	-1.0	-1	0
12/2	KC	L						(DID NOT PLAY)										
12/9	Pit.																	
12/16	at Cin.																	
12/24	Den.																	
12/30	at KC																	
Date			2/0	3	1	8	33.3	2.7	0	0	8	1/7	42.4	3	-2	-0.7	0	0



UPDATED BIOS - OFFENSE

77



**KOLTON
MILLER**

POSITION: TACKLE
COLLEGE: UCLA
HEIGHT: 6-8 | **WEIGHT:** 309
ACQUIRED: D1-'18
NFL EXP.: R | **RAIDERS EXP.:** R
HOMETOWN: ROSEVILLE, CALIF.
BORN: 10/09/95

2018: (9/10) vs. LAR.: Started at left tackle in the season opener and was part of an offensive line that allowed just one sack in the contest...**(9/16) at Den.:** Helped Derek Carr finished the day with a 90.6 completion percentage, which marks the fourth best single-game percentage in NFL history...Part of an offensive line that allowed just one sack for the second straight game...**(9/23) at Mia.:** Helped the run game total 100-plus yards (109) in the contest...Allowed Carr to surpass 300-plus passing yards for the second time this season...**(9/30) vs. Cle.:** Paved the way for the Raiders run game as Marshawn Lynch recorded 130 rushing yards, the seventh most of his career...Allowed Carr to record 437 passing yards, the second most of his career, with four TDs...Helped the Raiders offense produce two 100-yard receivers, one 100-yard rusher and one 400-yard passer for the first time in franchise history since the 1970 AFL merger...**(10/7) at LAC:** Started at left tackle, helping Carr record his third game this season with a completion percentage of 70.0 or better (72.7)...**(10/14) vs. Sea.:** Started at left tackle in the contest...**(10/28) vs. Ind.:** Started at left tackle, helping the line post their first clean sheet of the season...Helped pave the way as Carr recorded three passing TDs and his first career rushing TD...**(11/1) at SF:** Started at left tackle in the contest...**(11/11) vs. LAC:** Helped the run game total 100-plus yards (114) for the fifth time this season...**(11/18) at Ari.:** Started at left tackle in the win, paving the way for a season-high 152 rushing yards...Helped Carr finish with a passer rating of 100.5 as he orchestrated the 15th fourth-quarter comeback of his career...**(11/25) at Bal.:** Started at left tackle in the contest...**(12/2) vs. KC:** Paved the way for a season-high 171 rushing yards and 442 total net yards, the third time this season the team has surpassed 400...Helped the offense convert on 75 percent of their third downs (9-of-12), which marks a season high and their third best conversion percentage in franchis history dating back to 1991.


KOLTON MILLER'S CAREER STATISTICS

Year	Team	GP	GS
2018	Oakland	12	12
Totals		12	12



UPDATED BIOS - OFFENSE

71



**JUSTIN
MURRAY**

POSITION: TACKLE
COLLEGE: CINCINNATI
HEIGHT: 6-5 | **WEIGHT:** 304
ACQUIRED: FA-'18
NFL EXP: 1 | **RAIDERS EXP:** 1
HOMETOWN: CINCINNATI, OHIO
BORN: 04/19/93

2018: (9/10) vs. LAR.: Inactive...(9/16) at Den.: Inactive...(9/23) at Mia.: Inactive...(9/30) vs. Cle.: Inactive...(10/7) at LAC: Made his NFL debut, appearing exclusively on special teams...(10/14) vs. Sea.: Saw extensive action on offense...(10/28) vs. Ind.: Inactive...(11/1) at SF: Inactive...(11/11) vs. LAC: Inactive...(11/18) at Ari.: Inactive...(11/25) at Bal.: Inactive...(12/2) vs. KC: Inactive.


JUSTIN MURRAY'S CAREER STATISTICS

Year	Team	GP	GS
2018	Oakland	2	0
Totals		2	0



UPDATED BIOS - OFFENSE

82



JORDY NELSON

POSITION: WIDE RECEIVER
COLLEGE: KANSAS STATE
HEIGHT: 6-3 | **WEIGHT:** 217
ACQUIRED: FA-'18
NFL EXP: 11 | **RAIDERS EXP:** 1
HOMETOWN: MANHATTAN, KAN.
BORN: 05/31/85

2018: (9/10) vs. LAR.: Recorded three receptions for 23 yards (7.7 avg.) with a 17-yard long in his Raiders debut...**(9/16) at Den.:** Started in the contest, totaling two receptions for 30 yards with a 23-yard long... Also served as the Raiders punt returner due to injuries on special teams...**(9/23) at Mia.:** Recorded his first TD with the Silver and Black, a 12-yarder on the opening drive of the game...Now leads the league with 17 redzone TDs since 2016...His TD capped a 4-play, 75-yard drive lasting 1:26 and featured a 61-yard reception on the drive...On the second drive, recorded a 66-yard reception, which marks the Raiders longest play from scrimmage this season and his longest receptions since Week 10 of the 2014 season...Surpassed 8,000 career receiving yards to become the 11th active player to accomplish the feat...Finished the first half with 151 yards, the most by a receiver in the league entering he contest. It also ranks as the second most receiving yards in the first half of play of his career...Ended the contest with 173 yards, the third most in a single game this season and most in the NFL in Week 3...**(9/30) vs. Cle.:** Totaled five catches for 48 yards (9.6 avg.) with one TD and a two-point conversion...In the fourth quarter, gave the Raiders the lead with a 19-yard TD with 12:46 left in the contest...His score marks his 18th receiving TD in the red zone since 2016, which leads the league...With the Raiders down two points following a late TD to Jared Cook, caught the two-point conversion from Derek Carr to tie the game with 30 seconds left and send it into overtime...**(10/7) at LAC:** Recorded four receptions for 43 yards (10.8 avg.) with a 29-yard long and one TD...**(10/14) vs. Sea.:** Recorded two receptions for six yards...**(10/28) vs. Ind.:** Caught one pass for 14 yards...**(11/1) at SF:** Caught two passes for 16 yards...**(11/11) vs. LAC:** Started before exiting the game early with a knee injury...**(11/18) at Ari.:** Inactive...**(11/25) at Bal.:** Returned to action after being sidelined with a knee injury...**(12/2) vs. KC:** Set a season high by hauling in 10 passes on the afternoon while totaling 97 yards, the most he's recorded since his 173 in Week 3 against the Miami Dolphins...His 10 receptions were a team high and also tie a team high on the season, with six of his 10 receptions going for first downs.

JORDY NELSON'S CAREER STATISTICS

Year	Team	GP	GS	RECEIVING						RUSHING			TOTAL	
				Rec.	Yds.	Avg.	Lg.	TD	Att.	Yds.	Avg.	Lg.	TD	OFFENSE
2008	Green Bay	16	2	33	366	11.1	29t	2	0	0	-	-	0	366
2009	Green Bay	13	0	22	320	14.5	51	2	0	0	-	-	0	320
2010	Green Bay	16	4	45	582	12.9	80t	2	0	0	-	-	0	582
2011	Green Bay	16	9	68	1,263	18.6	93t	15	0	0	-	-	0	1,263
2012	Green Bay	12	10	49	745	15.2	73	7	0	0	-	-	0	745
2013	Green Bay	16	16	85	1,314	15.5	76t	8	0	0	-	-	0	1,314
2014	Green Bay	16	16	98	1,519	15.5	80t	13	0	0	-	-	0	1,519
2015	Green Bay	(RESERVE/INJURED LIST - KNEE)												
2016	Green Bay	16	16	97	1,257	13.0	60	14	0	0	-	-	0	1,257
2017	Green Bay	15	15	53	482	9.1	58	6	0	0	-	-	0	482
2018	Oakland	11	10	35	450	12.9	66	3	0	0	-	-	0	450
Totals		147	98	585	8,298	14.2	93t	72	0	0	-	-	0	8,298
POSTSEASON														
2009	Green Bay	1	0	1	11	11.0	11t	1	0	0	-	-	0	11
2010	Green Bay	4	3	21	286	13.6	38	2	0	0	-	-	0	286
2011	Green Bay	1	0	3	39	13.0	17	0	0	0	-	-	0	39
2012	Green Bay	2	0	8	97	12.1	23	0	0	0	-	-	0	97
2013	Green Bay	1	1	7	62	8.9	19	1	0	0	-	-	0	62
2014	Green Bay	2	2	7	93	13.3	23	0	0	0	-	-	0	93
2016	Green Bay	2	2	7	80	11.4	27	1	0	0	-	-	0	80
Totals		13	8	54	668	12.4	38	5	0	0	-	-	0	668

UPDATED BIOS - OFFENSE

JORDY NELSON

JORDY NELSON 2018 GAME-BY-GAME

Date	Opponent	W/L	GP/GS	RECEIVING					RUSHING					TOTAL OFFENSE
				Rec.	Yds.	Avg.	Lg.	TD	Att.	Yds.	Avg.	Lg.	TD	
9/10	LAR	L	1/1	3	23	7.7	17	0	0	0	-	-	0	23
9/16	at Den.	L	1/1	2	30	15.0	23	0	0	0	-	-	0	30
9/23	at Mia.	L	1/1	6	173	28.8	66	1	0	0	-	-	0	173
9/30	Cle.	W	1/1	5	48	9.6	19t	1	0	0	-	-	0	48
10/7	at LAC	L	1/1	4	43	10.8	29	1	0	0	-	-	0	43
10/14	Sea. (Lon.)	L	1/0	2	6	3.0	5	0	0	0	-	-	0	6
10/28	Ind.	L	1/1	1	14	14.0	14	0	0	0	-	-	0	14
11/1	at SF	L	1/1	2	16	8.0	10	0	0	0	-	-	0	16
11/11	LAC	L	1/1	0	0	-	-	0	0	0	-	-	0	0
11/18	at Ari.	W		(INACTIVE - KNEE)										
11/25	at Bal.	L	1/1	0	0	-	-	0	0	0	-	-	0	0
12/2	KC	L	1/1	10	97	9.7	24	0	0	0	-	-	0	97
12/9	Pit.													
12/16	at Cin.													
12/24	Den.													
12/30	at KC													
Totals			11/10	35	450	12.9	66	3	0	0	-	-	0	450



UPDATED BIOS - OFFENSE

70



**KELECHI
OSEMELE**

POSITION: GUARD/TACKLE
COLLEGE: IOWA STATE
HEIGHT: 6-5 | **WEIGHT:** 330
ACQUIRED: UFA-'16 (BAL.)
NFL EXP.: 7 | **RAIDERS EXP.:** 3
HOMETOWN: HOUSTON, TEXAS
BORN: 06/24/89

2018: (9/10) vs. LAR.: Started at left guard in the season opener and was part of an offensive line that allowed just one sack in the contest...**(9/16) at Den.:** Helped Derek Carr finished the day with a 90.6 completion percentage, which marks the fourth best single-game percentage in NFL history...Part of an offensive line that allowed just one sack for the second straight game...**(9/23) at Mia.:** Helped the run game total 100-plus yards (109) in the contest...Allowed Carr to surpass 300-plus passing yards for the second time this season...**(9/30) vs. Cle.:** Paved the way for the Raiders run game as Marshawn Lynch recorded 130 rushing yards, the seventh most of his career...Allowed Carr to record 437 passing yards, the second most of his career, with four TDs...Helped the Raiders offense produce two 100-yard receivers, one 100-yard rusher and one 400-yard passer for the first time in franchise history since the 1970 AFL merger...**(10/7) at LAC:** Inactive...**(10/14) vs. Sea.:** Inactive...**(10/28) vs. Ind.:** Inactive...**(11/1) at SF:** Returned to action after missing three weeks with a knee injury...Started at left guard in the contest...**(11/11) vs. LAC:** Helped the run game total 100-plus yards (114) for the fifth time this season...**(11/18) at Ari.:** Started at left guard in the win, paving the way for a season-high 152 rushing yards...Helped Carr finish with a passer rating of 100.5 as he orchestrated the 15th fourth-quarter comeback of his career...**(11/25) at Bal.:** Started at left guard in the contest...**(12/2) vs. KC:** Paved the way for a season-high 171 rushing yards and 442 total net yards, the third time this season the team has surpassed 400...Helped the offense convert on 75 percent of their third downs (9-of-12), which marks a season high and their third best conversion percentage in franchis history dating back to 1991.


KELECHI OSEMELE'S CAREER STATISTICS

Year	Team	GP	GS
2012	Baltimore	16	16
2013	Baltimore	7	7
2014	Baltimore	14	14
2015	Baltimore	14	14
2016	Oakland	15	15
2017	Oakland	16	16
2018	Oakland	9	9
Totals		91	91
POSTSEASON			
2012	Baltimore	4	4
2014	Baltimore	2	2
2016	Oakland	1	1
Totals		7	7



UPDATED BIOS - OFFENSE

75



**BRANDON
PARKER**

POSITION: TACKLE
COLLEGE: NORTH CAROLINA A&T
HEIGHT: 6-8 | **WEIGHT:** 305
ACQUIRED: D3A-'18
NFL EXP.: R | **RAIDERS EXP.:** R
HOMETOWN: KANNAPOLIS, N.C.
BORN: 10/21/95

2018: (9/10) vs. LAR.: Saw limited action exclusively on special teams in his NFL debut...**(9/16) at Den.:** Appeared on special teams...**(9/23) at Mia.:** Inactive...**(9/30) vs. Cle.:** Filled in at right tackle due to injuries on the line...Helped pave the way for the Raiders run game as Marshawn Lynch recorded 130 rushing yards, the seventh most of his career...Allowed Carr to record 437 passing yards, the second most of his career, with four TDs...Helped the Raiders offense produce two 100-yard receivers, one 100-yard rusher and one 400-yard passer for the first time in franchise history since the 1970 AFL merger...**(10/7) at LAC:** Made his first career start at right tackle, helping Carr record his third game this season with a completion percentage of 70.0 or better (72.7)...**(10/14) vs. Sea.:** Started at right tackle in the contest...**(10/28) vs. Ind.:** Started at right tackle, helping the line post their first clean sheet of the season...Helped pave the way as Carr recorded three passing TDs and his first career rushing TD...**(11/1) at SF:** Started at right tackle in the contest...**(11/11) vs. LAC:** Helped the run game total 100-plus yards (114) for the fifth time this season...**(11/18) at Ari.:** Started at right tackle in the win, paving the way for a season-high 152 rushing yards...Helped Carr finish with a passer rating of 100.5 as he orchestrated the 15th fourth-quarter comeback of his career...**(11/25) at Bal.:** Started at right tackle in the contest...**(12/2) vs. KC:** Paved the way for a season-high 171 rushing yards and 442 total net yards, the third time this season the team has surpassed 400...Helped the offense convert on 75 percent of their third downs (9-of-12), which marks a season high and their third best conversion percentage in franchis history dating back to 1991.


BRANDON PARKER'S CAREER STATISTICS

Year	Team	GP	GS
2018	Oakland	10	7
Totals		10	7



UPDATED BIOS - OFFENSE

30



**JALEN
RICHARD**

POSITION: RUNNING BACK
COLLEGE: SOUTHERN MISSISSIPPI
HEIGHT: 5-8 | **WEIGHT:** 205
ACQUIRED: FA-'16
NFL EXP.: 3 | **RAIDERS EXP.:** 3
HOMETOWN: ALEXANDRIA, LA.
BORN: 10/15/93

2018: (9/10) vs. LAR: Tied as the game's top receiver with nine receptions for 55 yards (6.1 avg.) and added five carries for 24 yards (4.8 avg.) in the season opener...**(9/16) at Den.:** Rushed two times for three yards...**(9/23) at Mia.:** Finished tied for the game-high with six receptions for 59 yards (9.8 avg.) with a 12-yard long...**(9/30) vs. Cle.:** Totaled three catches for 38 yards (12.7 avg.) with an 18-yard long...**(10/7) at LAC:** Ended the game as Raiders leading receiver with six catches for 53 yards (8.8 avg.) with a 32-yard long, which marks the second-longest of his career, behind a 39-yard reception made in Week 2 of the 2017 season...**(10/14) vs. Sea.:** Led the team in receptions for the second consecutive contest, finishing with seven catches for 48 yards with a 21-yard long...Ranks sixth among running backs with 31 receptions this season...**(10/28) vs. Ind.:** Recorded a game-high eight receptions for 50 yards (6.3 avg.), also adding two rushes for 14 yards...**(11/1) at SF:** Led the team with four receptions for 45 yards (11.3 avg.) with a 25-yard long...Added two carries for four yards...Surpassed 40 receptions on the season, marking the first time a Raiders running back has recorded 40 catches in a season since 2015...**(11/11) vs. LAC:** Recorded a team-high five receptions for 52 yards in the contest, marking the fifth consecutive game in which he was the leading receiver...Has now totaled 48 receptions for 400 yards...**(11/18) at Ari.:** Paced the run game with 61 yards on 11 carries (5.5 avg.)...Recorded three receptions for 32 yards, bringing his season total to 51 catches and making him the 12th Raiders running back to record at least 50 receptions in a season...**(11/25) at Bal.:** Recorded two receptions for 15 yards...**(12/2) vs. KC:** Set a career high with 95 rushing yards on just six carries (15.8 avg.), besting his previous high of 84 yards which he set in Week 1 of 2016, his first career game...With three receptions for 31 yards, he surpassed 100 yards from scrimmage for just the second time in his career.

JALEN RICHARD'S CAREER STATISTICS

		RUSHING								RECEIVING				TOTAL
Year	Team	GP	GS	Att.	Yds.	Avg.	Lg.	TD	Rec.	Yds.	Avg.	Lg.	TD	OFFENSE
2016	Oakland	16	0	83	491	5.9	75t	1	29	194	6.7	29	2	685
2017	Oakland	16	1	56	275	4.9	52t	1	27	256	9.5	39	1	531
2018	Oakland	12	1	36	214	5.9	30	0	56	478	8.5	32	0	692
Totals		44	2	175	980	5.6	75t	2	112	928	8.3	39	3	1,908
POSTSEASON														
2016	Oakland	1	0	3	3	1.0	4	0	2	8	4.0	5	0	11
Totals		1	0	3	3	1.0	4	0	2	8	4.0	5	0	11
KICKOFF RETURNS								PUNT RETURNS						
Year	Team	Ret.	Yds.	Avg.	Lg.	TD	Ret.	FC	Yds.	Avg.	Lg.	TD		
2016	Oakland	17	402	23.6	50	0	34	5	306	9.0	47	0		
2017	Oakland	8	90	11.3	17	0	26	13	155	6.0	19	0		
Totals		25	492	19.7	50	0	60	18	461	7.7	47	0		
POSTSEASON														
2016	Oakland	2	38	19.0	20	0	5	1	68	13.6	37	0		
Totals		2	38	19.0	20	0	5	1	68	13.6	37	0		

JALEN RICHARD 2018 GAME-BY-GAME

Date	Opponent	W/L	GP/GS	Att.	RUSHING				TD	Rec.	RECEIVING				TOTAL OFFENSE
					Yds.	Avg.	Lg.				Yds.	Avg.	Lg.	TD	
9/10	LAR	L	1/0	5	24	4.8	9		0	9	55	6.1	9	0	79
9/16	at Den.	L	1/0	2	3	1.5	2		0	0	0	-	-	0	3
9/23	at Mia.	L	1/0	0	0	-	-		0	6	59	9.8	12	0	59
9/30	Cle.	W	1/0	1	-2	-2.0	-2		0	3	38	12.7	18	0	0
10/7	LAC.	L	1/0	1	4	4.0	4		0	6	53	8.8	32	0	57
10/14	Sea. (Lon.)	L	1/0	2	3	1.5	2		0	7	48	6.9	21	0	51
10/28	Ind.	L	1/0	2	14	7.0	13		0	8	50	6.3	13	0	64
11/1	at SF	L	1/1	2	4	2.0	4		0	4	45	11.3	25	0	49
11/11	LAC	L	1/0	3	7	2.3	6		0	5	52	10.4	20	0	59
11/18	at Ari.	W	1/0	11	61	5.5	24		0	3	32	10.7	16	0	93
11/25	at Bal.	L	1/0	1	1	1.0	1		0	2	15	7.5	16	0	16
12/2	KC	L	1/0	6	95	15.8	30		0	3	31	10.3	15	0	126
12/9	Pit.														
12/16	at Cin.														
12/24	Den.														
12/30	at KC														
Totals			12/1	36	214	5.9	30		0	56	478	8.5	32	0	692



UPDATED BIOS - OFFENSE

10



SETH ROBERTS

POSITION: WIDE RECEIVER
COLLEGE: WEST ALABAMA
HEIGHT: 6-2 | **WEIGHT:** 195
ACQUIRED: FA-'14
NFL EXP.: 4 | **RAIDERS EXP.:** 4
HOMETOWN: MOULTRIE, GA.
BORN: 02/22/91

2018: (9/10) vs. LAR: Caught one pass for 11 yards in the season opener...**(9/16) at Den.:** Totaled three receptions for 43 yards (14.3 avg.) and one TD...Hauled in a 20-yard touchdown pass from Derek Carr to cap a 6-play, 75-yard drive that lasted 3:41, giving Oakland a 19-7 advantage with 5:31 left in the third quarter...Tied for the second most receiving touchdowns by an undrafted free agent in franchise history with 12...**(9/23) at Mia.:** Inactive...**(9/30) vs. Cle.:** Totaled two receptions for 12 yards in the win...**(10/7) at LAC:** Recorded four catches for 41 yards (10.3 avg.) with a 20-yard long...**(10/14) vs. Sea.:** Finished second on the team with five receptions for 31 yards...**(10/28) vs. Ind.:** Hauled in a 31-yard TD to put the Raiders on the board...The score marks the 13th of his career, giving him sole possession of second place for most TDs by an undrafted free agent in franchise history...Ended the day with 42 yards on two receptions...**(11/1) at SF:** Started in the contest, recording one catch for eight yards...**(11/11) vs. LAC:** Recorded three catches for 39 yards (13.0 avg.)...**(11/18) at Ari.:** Tied a game-high four receptions for 38 yards (9.5 avg.) with a 20-yard long...**(11/25) at Bal.:** Started in the contest and led the team with 54 receiving yards on two receptions, marking a season best...Recorded his first career rush for 11 yards...**(12/2) vs. KC:** Totaled three receptions for 25 yards (8.3 avg.) with a 16-yard long.

SETH ROBERTS' CAREER STATISTICS

Year	Team	GP	GS	RECEIVING					Att.	RUSHING				TOTAL OFFENSE
				Rec.	Yds.	Avg.	Lg.	TD		Yds.	Avg.	Lg.	TD	
2015	Oakland	16	5	32	480	15.0	43	5	0	0	-	-	0	480
2016	Oakland	16	6	38	397	10.4	41t	5	0	0	-	-	0	397
2017	Oakland	15	7	43	455	10.6	29	1	0	0	-	-	0	455
2018	Oakland	11	3	30	344	11.5	44	2	1	11	11.0	11	0	355
Totals		58	21	143	1,676	11.7	44	13	1	11	11	11	0	1,687
POSTSEASON														
2016	Oakland	1	1	1	1	1.0	1	0	0	0	-	-	0	1
Totals		1	1	1	1	1.0	1	0	0	0	-	-	0	1

SETH ROBERTS 2018 GAME-BY-GAME

Date	Opponent	W/L	GP/GS	RECEIVING					Att.	RUSHING				TOTAL OFFENSE
				Rec.	Yds.	Avg.	Lg.	TD		Yds.	Avg.	Lg.	TD	
9/10	LAR	L	1/0	1	11	11.0	11	0	0	0	-	-	0	11
9/16	at Den.	L	1/0	3	43	14.3	20t	1	0	0	-	-	0	43
9/23	at Mia.	L		(INACTIVE)										
9/30	Cle.	W	1/0	2	12	6.0	9	0	0	0	-	-	0	12
10/7	at LAC	L	1/0	4	41	10.3	20	0	0	0	-	-	0	41
10/14	Sea. (Lon.)	L	1/0	5	31	6.2	9	0	0	0	-	-	0	31
10/28	Ind.	L	1/0	2	42	21.0	31t	1	0	0	-	-	0	42
11/1	at SF	L	1/1	1	8	8.0	8	0	0	0	-	-	0	8
11/11	LAC	L	1/0	3	39	13.0	15	0	0	0	-	-	0	39
11/18	at Ari.	W	1/0	4	38	9.5	20	0	0	0	-	-	0	38
11/25	at Bal.	L	1/1	2	54	27.0	44	0	1	11	11.0	11	0	65
12/2	KC	L	1/1	3	25	8.3	16	0	0	0	-	-	0	25
12/9	Pit.													
12/16	at Cin.													
12/24	Den.													
12/30	at KC													
Totals			11/3	30	344	11.5	44	2	1	11	11.0	11	0	355



UPDATED BIOS - OFFENSE

68



**DAVID
SHARPE**

POSITION: TACKLE
COLLEGE: FLORIDA
HEIGHT: 6-6 | **WEIGHT:** 343
ACQUIRED: FA-'18
NFL EXP.: 2 | **RAIDERS EXP.:** 2
HOMETOWN: JACKSONVILLE, FLA.
BORN: 10/21/95

2018: (11/11) vs. LAC: Saw limited action on special teams...(11/18) **at Ari.:** Appeared in a reserve role on both offense and special teams...(11/25) **at Bal.:** Saw limited action on both offense and special teams...(12/2) **vs. KC:** Appeared exclusively on special teams.

DAVID SHARPE'S CAREER STATISTICS

Year	Team	GP	GS
2017	Oakland	5	2
2018	Houston/Oakland	6	0
Totals		11	2



UPDATED BIOS - OFFENSE

41



**KEITH
SMITH**

POSITION: FULLBACK
COLLEGE: SAN JOSE STATE
HEIGHT: 6-0 | **WEIGHT:** 240
ACQUIRED: FA-'18
NFL EXP: 4 | **RAIDERS EXP:** 1
HOMETOWN: COVINA, CALIF.
BORN: 04/08/92

2018: (9/10) vs. LAR.: Saw action on both offense and special teams in his Raiders debut...(9/16) **at Den.:** Recorded two receptions for 12 yards (6.0 avg.) with a 7-yard long...(9/23) **at Mia.:** Hauled in one pass in the contest for two yards...Also saw extensive action on the special teams unit...(9/30) **vs. Cle.:** Appeared on both offense and special teams in the win...(10/7) **at LAC:** Saw extensive action on special teams...Also appeared on offense...(10/14) **vs. Sea.:** Appeared primarily on special teams with limited action on offense...(10/28) **vs. Ind.:** Saw action on both offense and special teams...(11/1) **at SF:** Appeared primarily on special teams and in a reserved role on offense...(11/11) **vs. LAC:** Saw action on offense and special teams...(11/18) **at Ari.:** Started in the win and appeared on special teams...(11/25) **at Bal.:** Appeared on both offense and special teams...(12/2) **vs. KC:** Saw action on both offense and special teams.

KEITH SMITH'S CAREER STATISTICS

Year	Team	GP	GS	Att.	RUSHING				Rec.	RECEIVING				TOTAL OFFENSE
					Yds.	Avg.	Lg.	TD		Yds.	Avg.	Lg.	TD	
2014	Dallas	10	0	0	0	-	-	0	0	0	-	-	0	0
2015	Dallas	5	0	0	0	-	-	0	0	0	-	-	0	0
2016	Dallas	16	1	2	5	2.5	3	0	3	20	6.7	14	0	25
2017	Dallas	16	3	0	0	-	-	0	5	26	5.2	12	0	26
2018	Oakland	12	3	1	0	0.0	0	0	3	14	4.7	7	0	14
Totals		59	7	3	5	1.7	3	0	11	60	5.5	14	0	65
POSTSEASON														
2017	Dallas	1	0	0	0	-	-	0	0	0	-	-	0	0
Totals		1	0	0	0	-	-	0	0	0	-	-	0	0

KEITH SMITH 2018 GAME-BY-GAME

Date	Opponent	W/L	GP/GS	Att.	RUSHING				Rec.	RECEIVING				TOTAL OFFENSE
					Yds.	Avg.	Lg.	TD		Yds.	Avg.	Lg.	TD	
9/10	LAR	L	1/0	0	0	-	-	0	0	0	-	-	0	0
9/16	at Den.	L	1/0	0	0	-	-	0	2	12	6.0	7	0	12
9/23	at Mia.	L	1/0	1	0	0.0	0	0	1	2	2.0	2	0	2
9/30	Cle.	W	1/0	0	0	-	-	0	0	0	-	-	0	0
10/7	LAC.	L	1/1	0	0	-	-	0	0	0	-	-	0	0
10/14	Sea. (Lon.)	L	1/0	0	0	-	-	0	0	0	-	-	0	0
10/28	Ind.	L	1/1	0	0	-	-	0	0	0	-	-	0	0
11/1	at SF	L	1/0	0	0	-	-	0	0	0	-	-	0	0
11/11	LAC	L	1/0	0	0	-	-	0	0	0	-	-	0	0
11/18	at Ari.	W	1/1	0	0	-	-	0	0	0	-	-	0	0
11/25	at Bal.	L	1/0	0	0	-	-	0	0	0	-	-	0	0
12/2	KC	L	1/0	0	0	-	-	0	0	0	-	-	0	0
12/9	Pit.													
12/16	at Cin.													
12/24	Den.													
12/30	at KC													
Totals			12/3	1	0	0.0	0	0	3	14	4.7	7	0	14



UPDATED BIOS - OFFENSE

86



**LEE
SMITH**

POSITION: TIGHT END
COLLEGE: MARSHALL
HEIGHT: 6-6 | **WEIGHT:** 265
ACQUIRED: UFA-'15 (BUF.)
NFL EXP: 7 | **RAIDERS EXP:** 3
HOMETOWN: POWELL, TENN.
BORN: 11/21/87

2018: (9/10) vs. LAR: Appeared on both offense and special teams in the season opener...Took over long snapping duties when LS Andrew DePaola exited the game in the first quarter with a knee injury...**(9/16) at Den.:** Appeared on both offense and special teams...**(9/23) at Mia.:** Played on both offense and special teams...**(9/30) vs. Cle.:** Started in the win, recording three catches for 23 yards (7.7 avg.)...**(10/7) at LAC:** Appeared primarily on special teams, with limited action on offense...**(10/14) vs. Sea.:** Started in the contest...**(10/28) vs. Ind.:** Started in his second consecutive contest, appearing on both offense and special teams...**(11/1) at SF:** Saw action on both offense and special teams...**(11/11) vs. LAC:** Appeared in his 100th career game, seeing action on both offense and special teams...**(11/18) at Ari.:** Saw time on both special teams and offense, recording two receptions for six yards...**(11/25) at Bal.:** Recorded a career-best 30-yard reception on the Raiders opening drive to set up first-and-goal...Finished the contest with two receptions for 39 yards...**(12/2) vs. KC:** Recorded his first TD since the 2015 season, grabbing a 1-yard pass from Derek Carr early in the fourth quarter to cut the Chiefs lead to 33-23...The score marked just the fifth of his career, and his second as a member of the Silver and Black.

LEE SMITH'S CAREER STATISTICS

Year	Team	GP	GS	RECEIVING					Att.	RUSHING				TOTAL OFFENSE
				Rec.	Yds.	Avg.	Lg.	TD		Yds	Avg.	Lg.	TD	
2011	Buffalo	10	3	4	11	2.8	6	0	0	0	-	-	0	11
2012	Buffalo	16	7	4	13	3.3	5	2	0	0	-	-	0	13
2013	Buffalo	16	14	5	78	15.6	28	0	0	0	-	-	0	78
2014	Buffalo	14	10	7	42	6.0	18	1	0	0	-	-	0	42
2015	Oakland	15	15	12	70	5.8	17	1	0	0	-	-	0	70
2016	Oakland	4	4	6	29	4.8	12	0	0	0	-	-	0	29
2017	Oakland	16	9	8	76	9.5	21	0	0	0	-	-	0	76
2018	Oakland	12	4	8	69	8.6	30	1	0	0	-	-	0	69
Totals		103	66	54	388	7.2	30	5	0	0	-	-	0	388

LEE SMITH 2018 GAME-BY-GAME

Date	Opponent	W/L	GP/GS	Rec.	Yds.	RECEIVING		TD
						Avg.	Lg.	
9/10	LAR	L	1/0	0	0	-	-	0
9/16	at Den.	L	1/0	0	0	-	-	0
9/23	at Mia.	L	1/0	0	0	-	-	0
9/30	Cle.	W	1/1	3	23	7.7	10	0
10/7	at LAC	L	1/0	0	0	-	-	0
10/14	Sea. (Lon.)	L	1/1	0	0	-	-	0
10/28	Ind.	L	1/1	0	0	-	-	0
11/1	at SF	L	1/0	0	0	-	-	0
11/11	LAC	L	1/0	0	0	-	-	0
11/18	at Ari.	W	1/1	2	6	3	4	0
11/25	at Bal.	L	1/0	2	39	19.5	30	0
12/2	KC	L	1/0	1	1	1.0	1	1
12/9	Pit.							
12/16	at Cin.							
12/24	Den.							
12/30	at KC							
Totals			12/4	8	69	8.6	30	1



UPDATED BIOS - OFFENSE

83



**DARREN
WALLER**

POSITION: TIGHT END
COLLEGE: GEORGIA TECH
HEIGHT: 6-6 | **WEIGHT:** 255
ACQUIRED: FA-'18
NFL EXP.: 3 | **RAIDERS EXP.:** 1
HOMETOWN: LANDOVER, MD.
BORN: 09/13/92

2018: (12/2) vs. KC: Inactive.

DARREN WALLER'S CAREER STATISTICS

Year	Team	GP	GS	Rec.	RECEIVING				Att.	RUSHING			TOTAL	
					Yds.	Avg.	Lg.	TD		Yds.	Avg.	Lg.	TD	OFFENSE
2015	Baltimore	6	1	2	18	9.0	17	0	0	0	0.0	-	0	18
2016	Baltimore	12	3	10	85	8.5	15	2	0	0	0.0	-	0	85
2017	Baltimore	(RESERVE/SUSPENDED LIST)												
2018	Bal./Oakland	0	0	0	0	0.0	-	0	0	0	0.0	-	0	0
Totals		18	4	12	103	8.6	17	2	0	0	0.0	-	0	103

DARREN WALLER 2018 GAME-BY-GAME

Date	Opponent	W/L	GP/GS	Rec.	RECEIVING			TD
					Yds.	Avg.	Lg.	
9/10	LAR	L			(NOT ON ROSTER)			
9/16	at Den.	L			(NOT ON ROSTER)			
9/23	at Mia.	L			(NOT ON ROSTER)			
9/30	Cle.	W			(NOT ON ROSTER)			
10/7	at LAC	L			(NOT ON ROSTER)			
10/14	Sea. (Lon.)	L			(NOT ON ROSTER)			
10/28	Ind.	L			(NOT ON ROSTER)			
11/1	at SF	L			(NOT ON ROSTER)			
11/11	LAC	L			(NOT ON ROSTER)			
11/18	at Ari.	W			(NOT ON ROSTER)			
11/25	at Bal.	L			(NOT ON ROSTER)			
12/2	KC	L			(INACTIVE)			
12/9	Pit.							
12/16	at Cin.							
12/24	Den.							
12/30	at KC							
Totals			0/0	0	0	-	-	0



UPDATED BIOS - OFFENSE

33



DeANDRÉ WASHINGTON

POSITION: RUNNING BACK
COLLEGE: TEXAS TECH
HEIGHT: 5-8 | **WEIGHT:** 205
ACQUIRED: D5-'16
NFL EXP.: 3 | **RAIDERS EXP.:** 3
HOMETOWN: MISSOURI CITY, TEXAS
BORN: 02/22/93

2018: (9/10) vs. LAR: Inactive...(9/16) at Den.: Inactive...(9/23) at Mia.: Inactive...(9/30) vs. Cle.: Inactive...
(10/7) at LAC: Inactive...(10/14) vs. Sea.: Inactive...(10/28) vs. Ind.: Played in his first game of the season,
 appearing in a reserve role on offense and special teams...(11/1) at SF: Finished second on the team with
 five carries for 27 yards (5.4 avg.)...(11/11) vs. LAC: Saw action on offense and special teams...(11/18) at
 Ari.: Lead the team with 12 carries for 39 yards (3.3 avg.) in the win...(11/25) at Bal.: Recorded three carries
 for eight yards with one catch for nine yards...Eclipsed 1,000 yards from scrimmage in the contest...(12/2)
 vs. KC: Rushed three times for seven yards.

DeANDRÉ WASHINGTON'S CAREER STATISTICS

Year	Team	GP	GS	Att.	RUSHING				TD	Rec.	RECEIVING				TOTAL OFFENSE
					Yds.	Avg.	Lg.	Yds.			Avg.	Lg.	TD		
2016	Oakland	14	2	87	467	5.4	30	2	17	115	6.8	18	0	582	
2017	Oakland	15	0	57	153	2.7	11	2	34	197	5.8	15	1	350	
2018	Oakland	6	0	24	85	3.5	13	0	1	9	9.0	9	0	94	
Totals		35	2	168	705	4.2	30	4	52	321	6.2	18	1	1,026	
POSTSEASON															
2016	Oakland	1	0	4	16	4.0	14	0	0	0	-	-	0	16	
Totals		1	0	4	16	4.0	14	0	0	0	-	-	0	16	

DeANDRÉ WASHINGTON 2018 GAME-BY-GAME

Date	Opponent	W/L	GP/GS	Att.	RUSHING				TD	Rec.	RECEIVING				TOTAL OFFENSE
					Yds.	Avg.	Lg.	Yds.			Avg.	Lg.	TD		
9/10	LAR	L			(INACTIVE - KNEE)										
9/16	at Den.	L			(INACTIVE - KNEE)										
9/23	at Mia.	L			(INACTIVE - KNEE)										
9/30	Cle.	W			(INACTIVE)										
10/7	LAC.	L			(INACTIVE)										
10/14	Sea. (Lon.)	L			(INACTIVE)										
10/28	Ind.	L	1/0	1	4	4.0	4	0	0	0	-	-	0		4
11/1	at SF	L	1/0	5	27	5.4	13	0	0	0	-	-	0		27
11/11	LAC	L	1/0	0	0	-	-	0	0	0	-	-	0		0
11/18	at Ari.	W	1/0	12	39	3.3	10	0	0	0	-	-	0		39
11/25	at Bal.	L	1/0	3	8	2.7	5	0	1	9	9.0	9	0		17
12/2	KC	L	1/0	3	7	2.3	7	0	0	0	-	-	0		7
12/9	Pit.														
12/16	at Cin.														
12/24	Den.														
12/30	at KC														
Totals			6/0	24	85	3.5	13	0	1	9	9.0	9	0		94




SUPPLEMENTAL BIOS



SUPPLEMENTAL BIOS

8



**DANIEL
CARLSON**

POSITION: KICKER
COLLEGE: AUBURN
HEIGHT: 6-5 | **WEIGHT:** 213
ACQUIRED: FA-'18
NFL EXP: R | **RAIDERS EXP:** R
HOMETOWN: COLORADO SPRINGS, COLO.
BORN: 1/23/95

TRANSACTIONS: Selected by Minnesota Vikings in the fifth round (167th overall) of the 2018 NFL Draft, April 28, 2018...Waived by Vikings, Sept. 17, 2018...Signed by Oakland Raiders as a free agent, Oct. 23, 2018.

CAREER: Entered the NFL as a fifth-round draft selection by the Minnesota Vikings and appeared in two games for the club...Signed by the Raiders ahead of Week 8.

COLLEGE: Played four seasons at Auburn (2014-17), appearing in 53 contests...Named All-American three times by the Walter Camp Foundation, highlighted as a first-team member as a senior in 2017...Named All-American First Team by AFCA as a senior and was a second-team honoree by the Associated Press as a junior and senior...Garnered first-team All-SEC honors from 2015-17...Was named the SEC Special Teams Player of the Year in 2016 and 2017 while also being honored as the Outstanding Specialist for the Senior Bowl...Left Auburn as the school and SEC record holder in career scoring (480 points), kicking points (474), career FGs (92), consecutive PATs made (198) and has a career FG percentage of 80.7 percent...Was true on 13-of-21 FG attempts from 50-plus yards, the second-best percentage on 50-plus-yard FG attempts in NCAA history...Made at least four FGs from at least 50 yards in each of his final three seasons with the school...Set an NCAA record with seven career games of making at least four FGs...Is the holder of 14 Auburn kicking records, including most points in a season (134) in 2016, while also tying the school and SEC record by making six FGs in a game...In 2017, connected on 23-of-31 FG attempts (74.2 percent) and was 57-of-57 on PATs, totaling the second-most kicking points in school history with 126...As a junior in 2016, made a career-high 28 FGs on 32 attempts (87.5 percent) and connected on all 44 PATs, totaling the most kicking points in Tigers history with 128...Also rushed for a 20-yard TD to total a school-record 134 points on the year...As a sophomore in 2015, made 23-of-27 FG attempts (85.2 percent) and was 40-of-40 on PATs, earning 109 points on the year...As a redshirt freshman in 2014, connected on 18-of-24 FG attempts (75.0 percent) and made all 57 PATs, finishing with 111 points...Also punted eight times for 317 yards,

grossing a 39.6-yard average...Redshirted as a true freshman in 2013 as the team advanced to the BCS National Championship...Earned a bachelor's degree in marketing and holds an MBA.

PERSONAL: Attended The Classical Academy (Colo.) in Colorado Springs as a junior and senior from 2011-12...Earned Class 3A All-State honors in both years at the Academy...Played in the All-American game as a senior in 2012 and was ranked the No. 3 kicking prospect in the nation by Scout.com and Rivals.com...Was ESPN.com's No. 1 ranked prep kicker in the country...Also played soccer and helped the school advance to the state title game as both a junior and senior.


DANIEL CARLSON'S CAREER STATISTICS

Year	Team	GP	FIELD GOALS					Blk.	XP	PAT		Blk.	Points
			FG	FGA	Pct.	Lg.	Pct.						
2018	Min./Oakland	8	10	14	71.4	50	0	17	17	100.0	0	47	
Totals		8	10	14	71.4	50	0	17	17	100.0	0	47	



SUPPLEMENTAL BIOS

69



**DENZELLE
GOOD**

POSITION: GUARD/TACKLE
COLLEGE: MARS HILL
HEIGHT: 6-5 | **WEIGHT:** 345
ACQUIRED: W-'18
NFL EXP.: 4 | **RAIDERS EXP.:** 1
HOMETOWN: GAFFNEY, S.C.
BORN: 03/08/91

TRANSACTIONS: Selected by Indianapolis Colts in the seventh round (255th overall) of the 2015 NFL Draft... Waived by Colts, Dec. 1, 2018... Claimed via waivers by Oakland Raiders, Dec. 3, 2018.

CAREER: Versatile offensive lineman who was originally a seventh-round selection by the Indianapolis Colts in the 2015 NFL Draft... In 2017, appeared in six games and made five starts after spending the first portion of the season on the Reserve/Injured List... In 2016, appeared in a career-high 12 games and made 10 starts... Played in six contests in his rookie campaign, making four starts... Over his career, has appeared in 26 games at both guard and tackle and made 20 starts.

2017 (with Ind.): Appeared in six contests and made five starts for the club at right tackle... Was placed on the Reserve/Injured List on Sept. 13 and was activated back to the 53-man roster on Nov. 9... Was inactive for the final two contests of the campaign.

2016 (with Ind.): Appeared in a career-high 12 games and made 10 starts for the club... Helped the offense tie for fifth in passing yards per game, seventh in points scored and 10th in yards per game... Helped Frank Gore rush for 1,000 yards, the team's first 1,000-yard running back since 2007.

2015 (with Ind.): Appeared in six contests during his rookie campaign and made four starts at right tackle... Was inactive for the other 10 games... Helped block for an offense that totaled 5,142 yards of net offense.

COLLEGE: Played three seasons at Mars Hill before participating in the 2015 NFL Regional Combine in Baltimore and Super Regional Combine in Arizona, becoming the only player drafted from the event... Became only the third player drafted from Mars Hill and the first since 2003... Did not allow a sack in three seasons for the school... Was a two-time first-team All-South Atlantic Conference selection... In 2014, started in 10

games and earned first-team All-SAC honors... Earned All-SAC honors for the first time as a junior in 2013... Started in all 10 games on the offensive line in 2012... Did not play football in 2011... Did not see game action as a freshman at N.C. State in 2010.

PERSONAL: Volunteered for the Colts Day in Schools even reading books to elementary students in 2015... Also participated in the Colts Humane Society visit... Attended Gaffney (S.C.) High School, where he was rated as the No. 5 overall prospect in South Carolina... Was a two-time all-area selection and named to the All-Atlantic Region class of 2009 by PrepStar... Appeared in the Shrine Bowl following his senior... In 2008, was voted first-team all-state by the Associated Press, Media Poll and HSSR Poll...

DENZELLE GOOD'S CAREER STATISTICS

Year	Team	GP	GS
2015	Indianapolis	6	4
2016	Indianapolis	12	10
2017	Indianapolis	6	5
2018	Ind./Oak.	2	1
Totals		26	20



SUPPLEMENTAL BIOS

65



**CHAZ
GREEN**

POSITION: GUARD
COLLEGE: FLORIDA
HEIGHT: 6-5 | **WEIGHT:** 318
ACQUIRED: FA-'18
NFL EXP.: 4 | **RAIDERS EXP.:** 1
HOMETOWN: TAMPA, FLA.
BORN: 04/08/92

TRANSACTIONS: Selected by Dallas Cowboys in the third round (91st overall) of the 2015 NFL Draft...Waived by Cowboys, Sept. 1, 2018...Signed by New Orleans Saints as a free agent, Oct. 24, 2018...Waived by Saints, Nov. 21, 2018...Signed by Oakland Raiders as a free agent, Nov. 27, 2018.

CAREER: Versatile and athletic offensive lineman who was originally a third-round selection by the Dallas Cowboys in the 2015 NFL Draft...In 2017, appeared in 14 games and made four starts, appearing primarily as a reserve lineman at both the guard and tackle positions...In 2016, appeared in his first four career games after his rookie season in 2015 was hindered by a hip injury...Over his career, has appeared in 18 games and made four starts.

2017 (with Dal.): Began the season as the club's starting left guard, also making one start at tackle, and appeared in 14 games with four total starts...**(9/10) vs. NYG:** Made his first career start on Sunday Night Football...**(11/5) vs. KC:** Entered due to injury at tackle in the fourth quarter...**(11/12) at Atl.:** Started at left tackle.

2016 (with Dal.): Appeared in his first four career games and made two starts before injuries kept him on the sideline for the remaining 12 games of his sophomore campaign...**(9/11) vs. NYG:** Made his NFL debut on special teams...Also stepped in at left tackle...**(9/25) vs. Chi.:** Made his first career start and helped Ezekiel Elliot record his first 100-yard performance, totaling 140 yards, as three different running backs scored a TD on the day...**(10/2) at SF:** Started and paved the way for Elliot's second-straight 100-yard performance on the ground.

2015 (with Dal.): Suffered a hip injury during offseason workouts that landed him on the Active/Physically Unable to Perform List...Was added to the Reserve/Physically Unable to Perform List for the first nine weeks of the campaign, returning to practice on Nov. 11...Was inactive for the remaining five games of the season.

COLLEGE: Spent five years at Florida (2010-14) after redshirting his freshman year in 2010...As a senior, was named voted a team captain by his peers and started in 11 games for the Gators, nine at right tackle and two at left tackle...Helped lead an offense that scored 30.3 points per game and averaged 187.7 rushing yards on the year while tallying six 200-plus yard games on the ground...Missed his junior season due to a shoulder injury...As a sophomore, played in 11 games and made 10 starts for an offense that totaled 2,873 rushing yards and 22 scores on the ground and finished ninth in the nation in time of possession (32:27)...Named a 2011 freshman All-American and was named to the SEC All-Freshman team, starting in all nine games he appeared in...Dressed for 12 contest as a true freshman but did not play and redshirted.

PERSONAL: Attended Tampa Catholic (Fla.) High School, where he led the team to a 2009 Florida 2B second-place finish and an 11-2 record...Was named to the Top 150 Dream Team by PrepStar Magazine as a senior...Helped pave the way for over 3,000 rushing yards in 2009...Named FSWA 2A All-State Second Team in 2008 as a junior.

CHAZ GREEN'S CAREER STATISTICS

Year	Team	GP	GS
2016	Dallas	4	2
2017	Dallas	14	4
2018	Oakland	0	0
Totals		18	6



SUPPLEMENTAL BIOS

90



**JOHNATHAN
HANKINS**

POSITION: DEFENSIVE TACKLE
COLLEGE: OHIO STATE
HEIGHT: 6-2 | **WEIGHT:** 325
ACQUIRED: FA-'18
NFL EXP: 6 | **RAIDERS EXP:** 1
HOMETOWN: DEARBORN HEIGHTS, MI
BORN: 03/30/92

TRANSACTIONS: Selected by New York Giants in the second round (49th overall) of the 2013 NFL Draft... Signed by Indianapolis Colts as an unrestricted free agent, Apr. 13, 2017... Released by Colts, March 17, 2018... Signed by Oakland Raiders as a free agent, Sept. 13, 2018.

2017 (with Ind.): In his lone season with the Colts, started in all 15 appearances... Tallied 44 tackles (24 solo), two sacks and three passes defended on the year... **(9/10) at LAR:** Made his debut with the club, starting at defensive tackle and recording two tackles in the contest... **(9/17) vs. Ari.:** Started and posted two tackles (one), including one for loss... **(9/24) vs. Cle.:** Recorded two stops (one) in the club's first victory of the season... **(10/1) at Sea.:** Recorded four stops (one) and his first sack of the year, good for a 3-yard loss... **(10/8) vs. SF:** Notched two tackles and his first pass defense of the season... **(10/16) at Ten.:** Posted four stops for the second time in three contests... **(11/5) at Hou.:** Posted two tackles and his recorded his second pass defense of the season... **(11/12) vs. Pit.:** Notched three tackles (one) and added a pass defended for the second consecutive game... **(11/26) vs. Ten.:** Recorded four tackles in the start... **(12/10) at Buf.:** Registered a season-high eight tackles (seven), including one for loss... **(12/14) vs. Den.:** Tallied at least five stops for the second consecutive game for the first time on the year... Added one sack... **(12/23) at Bal.:** Compiled one stop in the season finale.

2016 (with NYG): Started all 16 games for the second time in his career... Registered 43 tackles (29 solo), including eight for loss, three sacks, one forced fumble and one blocked FG... **(9/11) at Dal.:** Started in the season opener and posted five tackles (two)... **(9/18) vs. NO:** Posted four stops (three), including one for loss... **(10/16) vs. Bal.:** Notched five tackles (four) and posted his first sack on the year, while registering three total stops for loss... **(11/20) vs. Chi.:** Recorded a season-high six tackles (five) and added a half-sack in the contest, good for a 3-yard loss... **(11/27) at Cle.:** Tallied two stops (one), one sack for a 7-yard loss and also recorded a forced fumble... **(12/18) vs. Det.:** Notched five tackles (three) and a half-sack... **(1/1/17) at**

Was.: Posted one tackle in his 16th start of the season... **Postseason: (1/8/17) at GB:** Started in his first career playoff contests and totaled three tackles (two) and added one sack.

2015 (with NYG): Started in the first nine games of the season and was placed on the Reserve/Injured List for the remainder of the year... and ...Recorded 30 tackles (21 solo), one pass defended and one forced fumble... **(9/13) at Dal.:** Started in the season opener and recorded three stops (one)... **(10/4) at Buf.:** Registered four tackles (three) in the victory... **(10/11) vs. SF:** Racked up three tackles, including one for loss... **(10/19) at Phi.:** Notched three stops (two) and one pass defended... **(11/1) at NO:** Collected a season-high seven tackles (five) in the contest.

2014 (with NYG): Started all 16 games for the first time in his career, posting a career-high 51 tackles (30 solo), seven sacks and tying a career high with three passes defended, while also adding one forced fumble... His 51 tackles were the second most among all NFL 4-3 defensive tackles... His seven sacks on the year ranked second on the team and were the highest total by a Giants defensive tackle since 2000... **(9/8) at Det.:** Recorded five stops (four) in the season opener... **(9/14) vs. Ari.:** Posted six tackles (two) and his first sack of the season, good for an 8-yard loss... **(9/21) vs. Hou.:** Notched a half-sack and one pass defended in the victory... **(10/5) vs. Atl.:** Recorded four tackles (two) and one sack good for a 9-yard loss... Totaled 2.5 sacks in the last four contests... **(11/3) vs. Ind.:** Tallied one tackle and a pass defended... **(11/9) at Sea.:** Recorded four tackles (one) and collected one sack... **(11/30) at Jac.:** Registered two tackles (one) and posted one sack in the contest... **(12/14) vs. Was.:** Collected six stops (five) and recorded a career-high 2.5 sacks... Also recorded one forced fumble to round out his career day.

2013 (with NYG): Appeared in 11 contests in his rookie season as a reserve defensive tackle and special teamer, compiling 16 tackles (nine solo)... **(10/6) vs. Phi.:** Made his NFL debut against the Eagles and posted a season-high five tackles, including one for loss... **(12/1) at Was.:** Saw time as a rotational player on the defensive line and recorded two stops (one)... **(12/15) vs. Sea.:** Notched three tackles, his third consecutive game recording multiple stops... **(12/29) vs. Was.:** Collected one stop in his rookie finale.

COLLEGE: Played three seasons at Ohio State, starting in 25-of-38 contests and recording 138 tackles (58 solo), five sacks, 16.5 tackles for loss and one fumble recovery... As a junior in 2013, started every game for the Buckeyes and was named All-American Second Team and was an All-Big Ten Conference selection after finishing with 55 tackles (23)... As a sophomore, was named the team's Jack Stephenson Award winner as the club's outstanding defensive lineman... Appeared in all 13 contests for the Buckeyes and was named the team's outstanding first-year player on defense by the coaching staff after totaling 16 tackles (three), one sack and 1.5 tackles for loss... Majored in criminology.

PERSONAL: Attended Southeastern (Mich.) H.S. in Dearborn, where he was a two-time all-state selection and a four-year starter. ...Named All-Detroit City, all-metro and was a Michigan Blue Chip performer as a two-way lineman... As a senior, led his team to an 11-1 record and division championship after posting 85 tackles and 12 sacks on the season... Was a member of the school's drama club while also competing on the track and field team as a shot putter.



SUPPLEMENTAL BIOS

JOHNATHAN HANKINS

JOHNATHAN HANKINS' CAREER STATISTICS

Year	Team	GP	GS	Total	TACKLES			Yds.	No.	INTERCEPTIONS				FUMBLES		
					Solo	Asst.	Sacks			Yds.	Lg.	TD	PD	FF	FR	Yds.
2013	New York Giants	11	0	16	9	7	0.0	0	0	0	-	0	0	0	0	0
2014	New York Giants	16	16	51	30	21	7.0	53.0	0	0	-	0	3	1	0	0
2015	New York Giants	9	9	30	21	9	0.0	0	0	0	-	0	1	1	0	0
2016	New York Giants	16	16	43	29	14	3.0	16.5	0	0	-	0	0	1	0	0
2017	Indianapolis	15	15	44	24	20	2.0	3.0	0	0	-	0	3	0	0	0
2018	Oakland	11	10	28	16	12	0.0	0.0	0	0	-	0	0	0	2	0
Totals		78	66	212	129	83	12.0	72.5	0	0	-	0	7	3	2	0
POSTSEASON																
2016	New York Giants	1	1	3	2	1	1.0	1.0	0	0	-	0	0	0	0	0
Totals		1	1	3	2	1	1.0	1.0	0	0	-	0	0	0	0	0



SUPPLEMENTAL BIOS

2



**AJ
McCARRON**

POSITION: QUARTERBACK
COLLEGE: ALABAMA
HEIGHT: 6-3 | **WEIGHT:** 210
ACQUIRED: TR-'18 (BUF.)
NFL EXP.: 4 | **RAIDERS EXP.:** 1
HOMETOWN: MOBILE, ALA.
BORN: 09/13/90

TRANSACTIONS: Selected by Cincinnati Bengals in the fifth round (164th overall) of the 2014 NFL Draft... Signed by Buffalo Bills as an unrestricted free agent, March 14, 2018... Acquired via trade by Oakland Raiders from Buffalo, Sept. 1, 2018.

Career: Veteran quarterback who enters his first season with the Raiders and fifth in the NFL after being acquired via a trade from the Buffalo Bills... Spent the first four seasons of his career with the Cincinnati Bengals in a backup role, appearing in 11 games total while making three starts... Career totals include 920 pass yards on 86-of-133 attempts, while adding six TDs and two INTs for a passer rating of 93.6.

2017 (Cin.): Fourth-year player who played in three contests and completed 7-of-14 pass attempts for 66 yards... Was an active Did Not Play in Weeks 1-3, 5-12 and 15-16... **(10/1) at Cle.:** Played in relief late in the fourth quarter, making his season debut... **(12/10) vs. Chi.:** Played in relief for QB Andy Dalton again, completing 4-of-8 passes for 47 yards... **(12/17) at Min.:** Made his final appearance of the season, completing 3-of-6 passes for 19 yards.

2016 (Cin.): Was an active Did Not Play for 15 games on the year, appearing in one contests in relief of QB Andy Dalton... **(10/16) at NE:** Made his season debut but did not record any statistics.

2015 (Cin.): Played in seven contests in his sophomore season, completing 79-of-119 passes (66.4 percent) for 854 yards, six TDs and two INTs for a passer rating of 97.1... Also made his postseason debut, starting in place of an injured QB Andy Dalton, where he passed for 212 yards on 23-of-41 attempts, adding one TD and one INT for a passer rating of 68.3... **(12/13) vs. Pit.:** Played in relief of an injured Dalton, completing 22-of-32 passes for 280 yards, adding two TDs and one INT... **(12/20) at SF:** Led his team to a playoff-clinching victory in his first career start, posting a passer rating of 115.6 on 15-of-21 attempts for 192 yards and one TD pass... **(12/28) at Den.:** Started in the contest against the Broncos, completing 22-of-35 passes for 200 yards and one TD... **(1/3/16) vs. Bal.:** Posted a 103.9 passer rating in his start against the Ravens, completing 17-of-27 passes for 160 yards and a career-high two TDs... **Postseason: (1/9/16) vs. Pit.:** Made his postseason debut, completing 23-of-41 pass attempts for 212 yards, one TD and one INT.

2014 (Cin.): Missed his entire rookie preseason with a shoulder injury and was placed on the Reserve/Non-Football Injury list... Returned to practice on Nov. 18 and was activated to the roster on Dec. 9... Did not appear in a contest during his rookie season.

2014 (Cin.): Missed his entire rookie preseason with a shoulder injury and was placed on the Reserve/Non-Football Injury list... Returned to practice on Nov. 18 and was activated to the roster on Dec. 9... Did not appear in a contest during his rookie season.

COLLEGE: Spent five years at Alabama, playing four seasons (2010-13) and redshirting as a freshman in 2009... Played in 53 contests and made 40 starts during his time with the school, posting a 36-4 record as a starter in three seasons with the Crimson Tide... Led his school to back-to-back BCS National Championship victories in 2011 and 2012... Was the only quarterback to win back-to-back BCS National Championships... Set the school record for TD passes (77), passing yards (9,019) and completion percentage (66.9 percent), while his 1.46 INT percentage was the lowest in NCAA annals (15 INTs in 1,026 attempts)... As a senior in 2013, led Alabama to an 11-2 record while finishing second in the Heisman Trophy voting... Won the Maxwell Award and Johnny Unitas Golden Arm Award... In 2012, led the Tide to a 13-1 record and a second-straight BCS National Championship... In 2011, won the starting quarterback job and led his team to a 12-1 record and national championship victory... Majored in business.

PERSONAL: Attended St. Paul's Episcopal School... Led his team to a 14-1 record and a state championship during his junior year of prep.

AJ McCARRON'S CAREER STATISTICS

Year	Team	GP	GS	PASSING										RUSHING				
				Att.	Cmp.	Yds.	Pct.	Yds./Att.	TD	INT	Lg.	Sk./Lst.	Rtng.	Att.	Yds.	Avg.	Lg.	TD
2015	Cincinnati	7	3	119	79	854	66.4	7.2	6	2	66t	12/63	97.1	14	31	2.2	16	0
2016	Cincinnati	1	0	0	0	0	-	-	0	0	0	0/0	-	0	0	-	-	0
2017	Cincinnati	3	0	14	7	66	50.0	4.7	0	0	27	1/9	63.4	0	0	-	-	0
2018	Oakland	2	0	3	1	8	33.3	2.7	0	0	8	1/7	42.4	3	-2	-0.7	0	0
Totals		13	3	136	87	928	64.0	6.8	6	2	66t	14/79	92.4	17	29	1.7	16	0
POSTSEASON																		
2015	Cincinnati	1	1	41	23	212	56.1	4.6	1	1	25	3/24	68.3	5	9	1.8	6	0
Totals		1	1	41	23	212	56.1	4.6	1	1	25	3/24	68.3	5	9	1.8	6	0



SUPPLEMENTAL BIOS

97



**CLINTON
McDONALD**

POSITION: DEFENSIVE TACKLE
COLLEGE: MEMPHIS
HEIGHT: 6-2 | **WEIGHT:** 297
ACQUIRED: FA-18
NFL EXP.: 9 | **RAIDERS EXP.:** 1
HOMETOWN: JACKSONVILLE, ARK.
BORN: 01/06/87

TRANSACTIONS: Selected by Cincinnati Bengals in the seventh round of the 2009 NFL Draft (249th overall), April 26, 2009...Waived by Cincinnati, Sept. 5, 2009...Signed by Bengals to practice squad, Sept. 6, 2009...Waived by Bengals, Sept. 4, 2010...Signed by Bengals to practice squad, Sept. 5, 2010...Signed by Bengals to active roster, Nov. 8, 2010...Traded to Seattle Seahawks, Aug. 29, 2011...Waived by Seattle, Aug. 31, 2013...Signed by Seattle, Sept. 14, 2013...Signed by Tampa Bay Buccaneers as an unrestricted free agent, March 11, 2014...Signed by Denver Broncos as an unrestricted free agent, March 21, 2018...Waived by Broncos, Sept. 1, 2018...Signed by Oakland Raiders as a free agent, Sept. 13, 2018.

Career: A ninth-year defensive lineman who played 97 games, starting 36, and five postseason contests with one start during his first eight NFL seasons...Spent time with the Cincinnati Bengals (2009-10), Seattle Seahawks (2011-13) and Tampa Bay Buccaneers (2014-17)...Most recently spent this past offseason with the Denver Broncos...Recorded 240 tackles (157 solo), 19 sacks, two INTs, six passes defended and five fumble recoveries over his career...Appeared in 14 games with three starts for the Buccaneers in 2017, posting 29 tackles (18), five sacks and one pass defended...Chosen as Tampa Bay's Walter Payton Man of the Year nominee in 2017...Started all 31 games played for Tampa Bay during his first three seasons with the club, registering 112 tackles (80), 8.5 sacks, one INT, two passes defended and two fumble recoveries during that span...Played 44 games with two starts and appeared in five postseason contests, starting one, as a reserve defensive lineman with the Seahawks, notching 95 tackles (57), 5.5 sacks, one INT and three fumble recoveries...Totalled five tackles (3 solo) and one fumble recovery while starting in Seattle's Super Bowl XLVIII win against Denver...Saw action in eight games with Cincinnati in 2010 after spending his rookie season (2009) on the team's practice squad.

2017 (with TB): Selected as Tampa Bay's Walter Payton Man of the Year nominee...Played in 14 games with three starts, recording 29 tackles (18 solo), five sacks and one pass defended...**(10/5) vs. NE:** Recorded his

first sack of the season, for a loss of seven yards...Added three tackles, all solo...**(10/15) at Ari.:** Recorded a sack in back-to-back weeks...Also recorded two tackles on defense...**(11/12) vs. NYJ:** Record a sack for a loss of seven yards...**(12/18) vs. Atl.:** Recorded one sack for a loss of three yards...**(12/24) at Car.:** Set a season-high with five tackles on defense...**(12/31) vs. NO:** Tied his season high with five tackles and added a sack for a loss of seven yards.

2016 (with TB): Started 12 games played, finishing the season with 36 tackles (25 solo) and 3.5 sacks...**(10/2) vs. Den.:** Matched his career-best with eight tackles (six), adding 1.5 sacks...**(11/13) vs. Chi.:** Returned from injury and recorded one sack for a loss of five yards...**(12/24) at NO:** Recorded one sack and four tackles (one) on defense.

2015 (with TB): Started the first six games of the year before suffering a season-ending pectoral injury...Recorded 31 tackles (21 solo) in just six contests...Recorded at least four tackles in five of six games played...**(9/27) at Hou.:** Tied a career-best eight tackles (four) on defense.

2014 (with TB): Started all 13 games played after signing with Tampa Bay as an unrestricted free agent in the offseason...Ended the season with a career-best 45 tackles (34 solo) to go along with five sacks, one INT, two passes defended and two fumble recoveries...Produced at least one sack in four of his final five games played...**(9/14) vs. Stl.:** Tallied seven tackles (six) and one sack...**(11/16) at Was.:** Recorded four tackles (three) and added one sack for a loss of 10 yards...**(12/21) vs. GB:** Returned to action and recorded six stops on defense.

2013 (with Sea.): McDonald appeared in all 15 games and three postseason contests during his final season with Seattle...Posted a career-high 5.5 sacks in addition to 35 tackles (19 solo), one INT and two fumble recoveries...Totalled seven tackles (4 solo) and one fumble recovery in three postseason games...**(9/22) vs. Jac.:** Tied his career high with 1.5 sacks...**Postseason: Super Bowl XLVIII: (2/2/14) vs. Den.:** Started the game and recorded five tackles (three) and added one fumble recovery.

2012 (with Sea.): Played 14 regular-season games and two postseason contests with Seattle, recording 25 tackles (17 solo) and one pass defended...Had multiple stops in nine games...Made three tackles (one solo) in two postseason contests.

2011 (with Sea.): Saw action in 15 games with one start during his first season in Seattle after being acquired in a trade with Cincinnati on Aug. 29...Finished his first season with the Seahawks with 35 tackles (21 solo) and one fumble recovery.

2010 (with Cin.): Played eight games with Cincinnati and made four tackles (two solo) after spending the first seven weeks of the season on the club's practice squad

COLLEGE: Started 33-of-48 games played during his four seasons at the University of Memphis (2005-08), totaling 141 tackles and 11.5 sacks...Named an All-Conference USA First Team selection following his senior season after ranking third in the conference with seven sacks in addition to notching 39 tackles (17 solo)...Selected as a permanent team captain following his junior season in 2007...Registered 55 tackles (27) and four sacks as a junior.

PERSONAL: Native of Jacksonville, Ark. ...Three-year letterman at Jacksonville (Ark.) High School, where he earned Class 5-A all-state honors and was named to the Arkansas Democrat-Gazette's 5-A Top Prospects list as a senior.

SUPPLEMENTAL BIOS

CLINTON McDONALD

CLINTON McDONALD'S CAREER STATISTICS

Year	Team	GP	GS	Total	TACKLES			Yds.	No.	INTERCEPTIONS				FUMBLES		
					Solo	Asst.	Sacks			Yds.	Lg.	TD	PD	FF	FR	Yds.
2010	Cincinnati	8	0	4	2	2	0.0	0.0	0	0	-	0	0	0	0	0
2011	Seattle	15	1	35	21	14	0.0	0.0	0	0	-	0	0	0	1	0
2012	Seattle	14	0	25	17	8	0.0	0.0	0	0	-	0	1	0	0	0
2013	Seattle	15	1	35	19	16	5.5	44.5	1	3	2	0	2	0	2	0
2014	Tampa Bay	13	13	45	34	11	5.0	41.0	1	3	3	0	2	0	2	0
2015	Tampa Bay	6	6	31	21	10	0.0	0.0	0	0	-	0	0	0	0	0
2016	Tampa Bay	12	12	36	25	11	3.5	14.5	0	0	-	0	0	0	0	0
2017	Tampa Bay	14	3	29	18	11	5.0	30.0	0	0	-	0	1	0	0	0
2018	Oakland	11	1	21	15	6	1.0	9.0	0	0	-	0	0	0	0	0
Totals		108	37	261	172	89	20.0	139.0	2	6	3	0	6	0	5	0
POSTSEASON																
2012	Seattle	2	0	3	1	2	0.0	0.0	0	0	-	0	0	0	1	0
2013	Seattle	3	1	7	4	3	0.0	0.0	0	0	-	0	0	0	1	0
Totals		5	1	10	5	5	0.0	0.0	0	0	-	0	0	0	2	0



SUPPLEMENTAL BIOS

36



**MONTREL
MEANDER**

POSITION: CORNERBACK
COLLEGE: GRAMBLING STATE
HEIGHT: 6-2 | **WEIGHT:** 215
ACQUIRED: FA-'18
NFL EXP: R | **RAIDERS EXP:** R
HOMETOWN: AMARILLO, TEXAS
BORN: 09/20/1994

Signed by Cleveland Browns as an undrafted free agent, May 4, 2018...Waived by Browns, Sept. 1, 2018...Signed by Browns to practice squad, Sept. 2, 2018...Signed by Oakland Raiders to active roster, Nov. 29, 2018...Participated in three preseason contests with the Browns...Spent two seasons at Grambling State after transferring from Texas...As a senior in 2017, appeared in 13 contests and recorded 49 tackles (30 solo), including three for loss, two INTs and two passes defended...Recorded a season-best 11 stops (seven) in the season opener against Tulane, including a half-tackle for loss...Posted three stops (one) and two INTs in the contest against Clark Atlanta...Attended Palo Duro (Texas) High School for his prep career...Played safety, wide receiver and running back while also returning kicks...Named District 3-4A Defensive Player of the Year and second-team All-District at wide receiver as a senior...Tallied 109 tackles, one INT and seven passes defended his senior year, also hauling in 24 passes for 363 yards and three TDs...Rushed for an additional 182 yards on 21 carries and tallied one TD...Selected first-team All-District 3-4A as a running back in his junior season...Earned his degree in criminal justice, working as a mental health specialist before playing in the NFL.

MONTREL MEANDER'S CAREER STATISTICS

Year	Team	GP	GS	Total	Solo	TACKLES			Yds.	No.	INTERCEPTIONS				FUMBLES		
						Asst.	Sacks				Yds.	Lg.	TD	PD	FF	FR	Yds.
2018	Oakland	0	0	0	0	0	0.0		0.0	0	0	-	0	0	0	0	0
Totals		0	0	0	0	0	0.0		0.0	0	0	-	0	0	0	0	0



SUPPLEMENTAL BIOS

71



**JUSTIN
MURRAY**

POSITION: OFFENSIVE LINEMAN
COLLEGE: CINCINNATI
HEIGHT: 6-5 | **WEIGHT:** 304
ACQUIRED: W-'18 (CIN.)
NFL EXP: 1 | **RAIDERS EXP:** 1
HOMETOWN: CINCINNATI, OHIO
BORN: 04/19/93

TRANSACTIONS: Signed by Denver Broncos as an undrafted free agent, May 6, 2016...Waived by Broncos, Sept. 3, 2016...Signed by Broncos to practice squad on Sept. 4, 2016...Signed by Broncos as a reserve/future free agent, Jan. 2, 2017...Waived by Broncos, Sept. 2, 2017...Signed by Tampa Bay Buccaneers to practice squad, Sept. 6, 2017...Practice squad contract terminated by Buccaneers, Nov. 21, 2017...Signed by New Orleans Saints to practice squad, Dec. 4, 2017...Signed by Cincinnati Bengals to active roster, Dec. 20, 2017...Waived by Bengals on Sept. 1, 2018... Claimed by Raiders via waivers on Sept. 2, 2018.

CAREER: Signed with Denver as an undrafted free agent in 2016 where he would spend the season on the club's practice squad...In 2017, spent 10 games on the Buccaneers' practice squad before joining the Saints...Signed to the Bengals active roster on Dec. 20, 2017 from the Saints practice squad...Waived by Cincinnati and claimed by Oakland ahead of the 2018 Week 1 regular season contest...Has not appeared in an NFL contest.

COLLEGE: Spent five seasons (2011-15) at Cincinnati, with a redshirt year in 2011...Played in 33 games, with 13 starts (all as a senior)...As a senior, helped Bearcats rank fifth nationally in total offense (559.4 yards per game) and fourth in passing offense (373.1 yards per game)...Majored in criminal justice.

PERSONAL: Attended Sycamore (Cin.) High School, where he was a two-year starter and first-team All-Great Miami Conference selection...Named a 2010 Football All-Star by Cincinnati Enquirer...Also lettered in track and field, earning first-team All-GMC honors in shot put and discus...Cousin is Rico Murray, who was with Bengals from 2009-11.


JUSTIN MURRAY'S CAREER STATISTICS

Year	Team	GP	GS
2018	Oakland	2	0
Totals		2	0



SUPPLEMENTAL BIOS

47



**TRENT
SIEG**

POSITION: LONG SNAPPER
COLLEGE: COLORADO STATE
HEIGHT: 6-3 | **WEIGHT:** 240
ACQUIRED: FA-'18
NFL EXP.: R | **RAIDERS EXP.:** R
HOMETOWN: EATON, COLO.
BORN: 5/19/95

Signed by Baltimore Ravens as an undrafted free agent, May 4, 2018...Waived by Ravens, Aug. 31, 2018... Signed by Oakland Raiders as a free agent, Sept. 12, 2018...Participated in four preseason games with the Ravens...Appeared in 52 games for Colorado State, never missing a snap throughout his four-year career... Snapped on all punts, FGs and PATs as a senior...Snapped to K Wyatt Bryan and helped him convert 15-of-18 FGAs...As a junior, helped P Hayden Hunt earn first-team All-Mountain West honors...Played in all 13 games in 2015...Snapped to Hunt, the Ray Guy Award finalist and Pro Football Focus All-American...Helped the Rams accumulate a net punting average of 41.96, which ranked fourth in the FBS... Earned 2015 Academic All-Mountain West honors...As a redshirt freshman, replaced four-year LS Tanner Hedstrom and assumed all responsibilities...Recorded two special teams tackles...Tallied first career special teams tackle at Boise State...Redshirted as a true freshman in 2013...Prepped at Eaton (CO) High School, where he earned All-Colorado and All-Conference honors as a linebacker, recording 67 tackles and 10 sacks as a senior... Also played tight end, registering 29 receptions for 510 yards and 4 TDs...As team captain, led his team to a 10-1 record and a Patriot League Championship...Also lettered in baseball and basketball...Graduated with a degree in mechanical engineering.


TRENT SIEG'S CAREER STATISTICS

Year	Team	GP	GS
2018	Oakland	11	0
Totals		11	0



SUPPLEMENTAL BIOS

83



**DARREN
WALLER**

POSITION: TIGHT END
COLLEGE: GEORGIA TECH
HEIGHT: 6-6 | **WEIGHT:** 255
ACQUIRED: FA-18
NFL EXP: 3 | **RAIDERS EXP:** 1
HOMETOWN: LANDOVER, MD.
BORN: 9/13/92

TRANSACTIONS: Selected by Baltimore Ravens in the sixth round (204th overall) of the 2015 NFL Draft... Waived by Ravens, Sept. 1, 2018...Signed by Ravens to practice squad, Sept. 2, 2018...Signed by Oakland Raiders to active roster, November 27, 2018.

Career: A third-year tight end who signed to the Raiders active roster during Week 13 of the 2018 season... Has appeared in 18 games with four starts over his career with the Baltimore Ravens, totaling 12 receptions for 103 yards with two TDs.

2017 (with Bal.): Placed on the Reserve/Suspended List.

2016 (with Bal.): Played in 12 games with three starts...Posted career highs in receptions (10), receiving yards (85), and TDs (two)...Finished second on the team with six special teams tackles...**(11/6) vs. Pit.:** Recorded a career-high two catches for 17 yards...**(11/10) vs. Cle.:** Recorded his first TD reception...Finished with two catches for 14 yards...**(12/12) at NE:** Recorded a 3-yard TD catch.

2015 (with Bal.): Played in six games with one start...Finished with two receptions for 18 yards...Notched three special teams tackles...**(9/13) at Den.:** Made his NFL debut...Saw action on special teams...**(10/1) at Pit.:** Recorded his first career reception for 17 yards...**(10/11) vs. Cle.:** Earned his first career NFL start...**(10/28):** Placed on the Reserve/Injured List with a hamstring injury.

COLLEGE: Finished his collegiate career with 51 receptions for 971 yards and nine TDs...Recorded a career-high 26 receptions for 442 yards and six TDs his senior year...Finished second on the team in receptions and receiving yards for both his junior and senior seasons.....Majored in management.

PERSONAL: Native of Landover, Maryland...Attended North Cobb High School in Kennesaw, GA...Named first-team All-County, first-team All-Region and second-team All-State as a senior...Played wide receiver and defensive back during his three-year varsity career and served as team captain for two seasons...Also a standout on the basketball team.

DARREN WALLER'S CAREER STATISTICS

Year	Team	GP	GS	Rec.	RECEIVING				Att.	RUSHING		Lg.	TOTAL	
					Yds.	Avg.	Lg.	TD		Yds.	Avg.		TD	OFFENSE
2015	Baltimore	6	1	2	18	9.0	17	0	0	0	0.0	-	0	18
2016	Baltimore	12	3	10	85	8.5	15	2	0	0	0.0	-	0	85
2017	Baltimore	0	0	0	0	0.0	-	0	0	0	0.0	-	0	0
2018	Bal./Oakland	0	0	0	0	0.0	-	0	0	0	0.0	-	0	0
Totals		18	4	12	103	8.6	17	2	0	0	0.0	-	0	103



GAME SUMMARIES



GAME SUMMARIES



WEEK 1



LOS ANGELES RAMS 33 OAKLAND RAIDERS 13

Sept. 10, 2018 | Oakland-Alameda County Coliseum | 53,857

Team	1	2	3	4	Final
Los Angeles	7	3	10	13	33
Oakland	7	6	0	0	13

SCORING SUMMARY

Team	Qtr.	Time	Play Description	Vis.	Home
Raiders	1	10:23	M.Lynch 10 yd. run (M.Nugent kick) (7-75, 4:37)	0	7
Rams	1	4:53	T.Gurley 19 yd. pass from J.Goff (G.Zuerlein kick) (4-50, 1:14)	7	7
Raiders	2	12:31	M.Nugent 24 yd. Field Goal (12-69, 7:22)	7	10
Rams	2	2:40	G.Zuerlein 20 yd. Field Goal (7-78, 2:11)	10	10
Raiders	2	0:10	M.Nugent 48 yd. Field Goal (11-45, 2:30)	10	13
Rams	3	9:04	G.Zuerlein 28 yd. Field Goal (10-60, 5:56)	13	13
Rams	3	0:00	C.Kupp 8 yd. pass from J.Goff (G.Zuerlein kick) (4-58, 1:42)	20	13
Rams	4	9:19	G.Zuerlein 55 yd. Field Goal (11-51, 4:15)	23	13
Rams	4	3:15	G.Zuerlein 20 yd. Field Goal (13-69, 4:43)	26	13
Rams	4	1:59	M.Peters 50 yd. interception return (G.Zuerlein kick)	33	13

TEAM STATS

	Rams	Raiders
First Downs	23	20
Time of Possession	28:29	31:31
Net Yards Rushing	140	95
Net Yards Passing	225	300
Total Net Yards	365	395
Penalties/Yards	8-70	11-155
Fumbles/Lost	1-0	0-0

INDIVIDUAL STATS

PASSING

LAR.: J.Goff 18-33-233 (2 TD, 0 INT)
Oak.: D.Carr 29-40-303 (0 TD, 3 INT)

RUSHING

LAR.: T.Gurley 20-108, C.Kupp 2-16, B.Cooks 1-6, R.Woods 1-6, M.Brown 1-5, J.Goff 1-(-1)
Oak.: M.Lynch 11-41 (TD), J.Richard 5-24, D.Martin 4-20, A.Cooper 1-9, D.Carr 2-1

RECEIVING

LAR.: B.Cooks 5-87, C.Kupp 5-52 (TD), T.Gurley 3-39 (TD), R.Woods 3-37, M.Brown 2-18
Oak.: J.Cook 9-180, J.Richard 9-55, J.Nelson 3-23, D.Carrier 2-20, M.Lynch 2-8, D.Martin 2-(-3), S.Roberts 1-11, A.Cooper 1-9

INTERCEPTIONS

LAR.: M.Peters 1-50 (TD), J.Johnson 1-0, C.Littleton 1-7
Oak.: None

SACKS

LAR.: M.Brockers 1-3
Oak.: B.Irvin 1-8

PUNTING

LAR.: J.Hekker 2-117 (58.5)
Oak.: J.Townsend 4-178 (44.5)

PUNT RETURNS

LAR.: P.Cooper 2-12 (6.0)
Oak.: D.Harris 1-10 (10.0)

KICKOFF RETURNS

LAR.: P.Cooper 3-75 (25.0)
Oak.: None



WEEK 2



OAKLAND RAIDERS 19 DENVER BRONCOS 20

Sept. 16, 2018 | Broncos Field at Mile High | 76,696

Team	1	2	3	4	Final
Oakland	3	9	7	0	19
Denver	0	0	10	10	20

SCORING SUMMARY

Team	Qtr.	Time	Play Description	Vis.	Home
Raiders	1	9:33	M.Nugent 26 yd. Field Goal (9-67, 5:27)	3	0
Raiders	2	11:47	M.Nugent 46 yd. Field Goal (9-43, 4:54)	6	0
Raiders	2	0:35	M.Lynch 1 yd. run (kick blocked) (10-75, 4:51)	12	0
Broncos	3	9:06	R.Freeman 1 yd. run (B.McManus kick) (11-75, 5:54)	12	7
Raiders	3	5:25	S.Roberts 20 yd. pass from D.Carr (M.Nugent kick) (6-75, 3:41)	19	7
Broncos	3	2:43	B.McManus 39 yd. Field Goal (10-54, 2:42)	19	10
Broncos	4	5:58	C.Keenum 1 yd. run (B.McManus kick) (14-67, 7:08)	19	17
Broncos	4	0:06	B.McManus 36 yd. Field Goal (10-62, 1:52)	19	20

TEAM STATS

	Raiders	Broncos
First Downs	21	20
Time of Possession	32:56	27:04
Net Yards Rushing	91	168
Net Yards Passing	281	217
Total Net Yards	373	385
Penalties/Yards	4-30	6-35
Fumbles/Lost	0-0	0-0

INDIVIDUAL STATS

PASSING

Oak.: D. Carr 29-32-288 (1 TD, 0 INT)
Den.: C.Keenum 19-35-222 (0 TD, 1 INT)

RUSHING

Oak.: M.Lynch 18-65 (TD), D.Martin 7-24, J.Richard 2-3
Den.: P.Lindsay 14-107, R.Freeman 8-28 (TD), D.Booker 3-17, C.Keenum 3-16 (TD)

RECEIVING

Oak.: A.Cooper 10-116, J.Cook 4-49, M.Bryant 4-30, S.Roberts 3-43 (TD), J.Nelson 2-30, K.Smith 2-12, M.Lynch 2-3, D.Carrier 1-5, D.Martin 1-0
Den.: De.Thomas 5-18, E.Sanders 4-96, J.Butt 4-48, J.Heuerman 2-10, T.Patrick 2-16, A.Janovich 1-11, C.Sutton 1-9, P.Lindsay 1-4

INTERCEPTIONS

Oak.: R.Melvin 1-15
Den.: None

SACKS

Oak.: M.Hurst 1-5
Den.: V.Miller 1-7

PUNTING

Oak.: J.Townsend 4-189 (47.3)
Den.: M.King 4-204 (51.0)

PUNT RETURNS

Oak.: J.Nelson 1-7 (7.0)
Den.: A.Jones 1-1 (1.0)

KICKOFF RETURNS

Oak.: None
Den.: None



GAME SUMMARIES



WEEK 3



OAKLAND RAIDERS 20 MIAMI DOLPHINS 28

Sept. 23, 2018 | Hard Rock Stadium | 65,667

Team	1	2	3	4	Final
Oakland	7	3	7	3	20
Miami	0	7	7	14	28

SCORING SUMMARY

Team	Qtr.	Time	Play Description	Vis.	Home
Raiders	1	13:34	J.Nelson 12 yd. pass from D.Carr (M.Nugent kick) (4-75, 1:26)	7	0
Dolphins	2	12:11	K.Stills 34 yd. pass from R.Tannehill (J.Sanders kick) (3-35, 1:31)	7	7
Raiders	2	3:34	M.Nugent 25 yd. Field Goal (16-68, 8:37)	10	7
Raiders	3	2:58	M.Lynch 1 yd. run (M.Nugent kick) (15-67, 9:44)	17	7
Dolphins	3	0:55	J.Grant 18 yd. pass from R.Tannehill (J.Sanders kick) (4-70, 2:03)	17	14
Dolphins	4	7:18	J.Grant 52 yd. pass from A.Wilson (J.Sanders kick) (2-70, 0:48)	17	21
Dolphins	4	2:00	A.Wilson 74 yd. pass from R.Tannehill (J.Sanders kick) (2-80, 0:54)	17	28
Raiders	4	0:20	M.Nugent 52 yd. Field Goal (6-41, 1:40)	20	28

TEAM STATS

	Raiders	Dolphins
First Downs	25	13
Time of Possession	38:31	21:29
Net Yards Rushing	109	41
Net Yards Passing	325	332
Total Net Yards	434	373
Penalties/Yards	8-38	9-74
Fumbles/Lost	1-0	0-0

INDIVIDUAL STATS

PASSING

Oak.: D. Carr 27-39-345 (1 TD, 2 INT)
Mia.: R.Tannehill 17-23-289 (3 TD, 0 INT), A.Wilson 1-1-52 (1 TD, 0 INT)

RUSHING

Oak.: M.Lynch 9-64 (TD), D.Martin 9-43, M.Bryant 1-4, K.Smith 1-0, D.Carr 2-(-2)
Mia.: R.Tannehill 3-26, F.Gore 6-12, K.Drake 5-3

RECEIVING

Oak.: J.Nelson 6-173 (TD), J.Richard 6-59, J.Cook 5-31, M.Lynch 3-22, M.Bryant 2-30, A.Cooper 2-17, D.Harris 2-11, K.Smith 1-2
Mia.: K.Stills 3-61, D.Amendola 3-42, M.Gesicki 3-31, A.Wilson 2-74, J.Grant 2-70, D.Parker 2-40, K.Drake 2-7, A.Derby 1-16

INTERCEPTIONS

Oak.: None
Mia.: X.Howard 2-39

SACKS

Oak.: C.McDonald 1-9
Mia.: V.Taylor 1-5, C.Wake 1-8, W.Hayes 1-7

PUNTING

Oak.: J.Townsend -112 (37.3)
Mia.: M.Haack 6-282 (47.0)

PUNT RETURNS

Oak.: D.Harris 1-11, D.Rodgers-Cromartie 1-0, J.Nelson 1-0
Mia.: J.Grant 0-0

KICKOFF RETURNS

Oak.: D.Harris 2-39
Mia.: J.Grant 4-105



WEEK 4



CLEVELAND BROWNS 42 OAKLAND RAIDERS 45

Sept. 30, 2018 | Oakland-Alameda County Coliseum | 53,387

Team	1	2	3	4	OT	Final
Cleveland	3	14	11	14	0	42
Oakland	7	7	7	21	3	45

SCORING SUMMARY

Team	Qtr.	Time	Play Description	Vis.	Home
Raiders	1	10:01	G.Conley 36 yd. interception return (M.McCrane kick)	0	7
Browns	1	2:00	G.Joseph 25 yd. Field Goal (15-68, 8:01)	3	7
Browns	2	12:35	N.Chubb 63 yd. run (pass failed) (1-63, 0:11)	9	7
Browns	2	9:00	D.Fells 49 yd. pass from B.Mayfield (D.Johnson run) (4-70, 1:58)	17	7
Raiders	2	4:30	A.Cooper 8 yd. pass from D.Carr (M.McCrane kick) (8-75, 4:30)	17	14
Browns	3	9:22	G.Joseph 28 yd. Field Goal (11-65, 5:38)	20	14
Browns	3	7:26	J.Landry 2 yd. pass from B.Mayfield (D.Johnson run) (2-31, 0:51)	28	14
Raiders	3	5:34	J.Cook 7 yd. pass from D.Carr (M.McCrane kick) (3-7, 0:11)	28	21
Raiders	4	14:14	M.McCrane 29 yd. Field Goal (6-58, 2:07)	28	24
Raiders	4	12:46	J.Nelson 19 yd. pass from D.Carr (M.McCrane kick) (2-20, 0:40)	28	31
Raiders	4	10:46	M.McCrane 44 yd. Field Goal (4-3, 1:26)	28	34
Browns	4	8:07	C.Hyde 1 yd. run (G.Joseph kick) (7-77, 2:39)	35	34
Browns	4	4:20	N.Chubb 41 yd. run (G.Joseph kick) (3-63, 1:26)	42	34
Raiders	4	0:30	J.Cook 7 yd. pass from D.Carr (D.Carr-J.Nelson pass) (6-53, 0:58)	42	42
Raiders	5	1:46	M.McCrane 29 yd. Field Goal (11-70, 3:41)	42	45

TEAM STATS

	Rams	Raiders
First Downs	23	20
Time of Possession	28:29	31:31
Net Yards Rushing	140	95
Net Yards Passing	225	300
Total Net Yards	365	395
Penalties/Yards	8-70	11-155
Fumbles/Lost	1-0	0-0

INDIVIDUAL STATS

PASSING

Cle.: B.Mayfield 21-41-295 (2 TD, 2 INT)
Oak.: D.Carr 35-58-437 (4 TD, 2 INT)

RUSHING

Cle.: N.Chubb 3-105 (2 TD), C.Hyde 22-82 (TD), D.Johnson 2-11, B.Mayfield 4-10
Oak.: M.Lynch 20-130, D.Martin 5-11, D.Carr 2-1, D.Harris 1-(-1), J.Richard 1-(-2)

RECEIVING

Cle.: D.Njoku 5-52, R.Higgins 4-61, D.Johnson 4-45, J.Landry 4-34, A.Callaway 3-54, D.Fells 1-49 (TD)
Oak.: J.Cook 9-180, J.Richard 9-55, J.Nelson 3-23, D.Carrier 2-20, M.Lynch 2-8, D.Martin 2-(-3), S.Roberts 1-11, A.Cooper 1-9

INTERCEPTIONS

Cle.: D.Randall 1-50, E.Gaines 1-0
Oak.: G.Conley 1-36 (TD), R.Nelson 1-0

SACKS

Cle.: J.Schobert 1-4, M.Garrett 0.5-1.5, G.Avery 0.5-1.5
Oak.: B.Irvin 1-12, M.Hurst 1-4

PUNTING

Cle.: B.Colquitt 7-350 (50.0)
Oak.: J.Townsend 6-267 (44.5)

PUNT RETURNS

Cle.: A.Callaway 1-9 (9.0), J.Peppers 1-1 (1.0)
Oak.: D.Harris 5-98 (19.6)

KICKOFF RETURNS

Cle.: J.Peppers 4-64 (16.0)
Oak.: None



GAME SUMMARIES



WEEK 5



OAKLAND RAIDERS 10 LOS ANGELES CHARGERS 26

Oct. 7, 2018 | StubHub Center | 25,362

Team	1	2	3	4	Final
Oakland	0	3	0	7	10
Los Angeles	3	14	3	6	26

SCORING SUMMARY

Team	Qtr.	Time	Play Description	Vis.	Home
Chargers	1	11:08	C.Sturgis 49 yd. Field Goal (7-37, 3:52)	0	3
Raiders	2	13:23	M.McCrane 24 yd. Field Goal (10-77, 5:06) 3 3		
Chargers	2	4:04	A.Ekeler 44 yd. pass from P.Rivers (C.Sturgis kick) (4-55, 2:04)	3	10
Chargers	2	1:39	M.Gordon 1 yd. run (C.Sturgis kick) (6-48, 2:15)	3	17
Chargers	3	6:05	C.Sturgis 30 yd. Field Goal (11-62, 7:12)	3	20
Chargers	4	9:42	V.Green 13 yd. pass from P.Rivers (kick failed, hlu) (8-96, 6:23)	3	26
Raiders	4	5:11	J.Nelson 1 yd. pass from D.Carr (M.McCrane kick) (9-74, 4:31)	10	26

TEAM STATS

	Raiders	Chargers
First Downs	14	19
Time of Possession	25:20	34:40
Net Yards Rushing	41	79
Net Yards Passing	248	333
Total Net Yards	289	412
Penalties/Yards	7-55	9-82
Fumbles/Lost	1-1	0-0

INDIVIDUAL STATS

PASSING

Oak.: D. Carr 24-33-268 (1 TD, 1 INT)
LAC: P.Rivers 22-27-339 (2 TD, 0 INT)

RUSHING

Oak.: M.Lynch 9-31, D.Carr 1-5, J.Richard 1-4, D.Martin 2-1
LAC: M.Gordon 19-58 (TD), A.Ekeler 6-15, K.Allen 1-5, M.Williams 1-3, M.Ingram 1-0, P.Rivers 3-(-2)

RECEIVING

Oak.: J.Richard 6-53, J.Nelson 4-43 (TD), S.Roberts 4-41, J.Cook 4-20, M.Bryant 3-91, M.Lynch 2-10, A.Cooper 1-10
LAC: K.Allen 8-90, M.Gordon 4-62, Ty.Williams 3-66, M.Williams 3-45, A.Gates 2-19, A.Ekeler 1-44, V.Green 1-13

INTERCEPTIONS

Oak.: None
LAC: M.Ingram 1-8

SACKS

Oak.: B.Irvin 1-6
LAC: M.Ingram 1-7, D.Philon 1-7, I.Rochell 1-6

PUNTING

Oak.: J.Townsend 4-197 (49.3)
LAC: D.Jones 3-129 (43.0)

PUNT RETURNS

Oak.: D.Harris 1-2 (2.0)
LAC: D.King 4-35 (8.8)

KICKOFF RETURNS

Oak.: D.Harris 2-44 (22.0)
LAC: D.King 2-51 (25.5)



WEEK 6



SEATTLE SEAHAWKS 27 OAKLAND RAIDERS 3

Oct. 14, 2018 | Wembley Stadium | 84,922

Team	1	2	3	4	Final
Seattle	7	10	3	7	27
Oakland	0	0	0	3	3

SCORING SUMMARY

Team	Qtr.	Time	Play Description	Vis.	Home
Seahawks	1	7:24	J.Brown 5 yd. pass from R.Wilson (S.Janikowski kick) (14-82, 7:36)	7	0
Seahawks	2	14:10	D.Moore 19 yd. pass from R.Wilson (S.Janikowski kick) (3-24, 1:14)	14	0
Seahawks	2	0:00	S.Janikowski 44 yd. Field Goal (5-33, 0:39)	17	0
Seahawks	3	11:42	S.Janikowski 26 yd. Field Goal (4-3, 1:56)	20	0
Seahawks	4	14:55	T.Lockett 10 yd. pass from R.Wilson (S.Janikowski kick) (8-62, 3:36)	27	0
Raiders	4	8:25	M.McCrane 43 yd. Field Goal (12-51, 6:30)	27	3

TEAM STATS

	Seahawks	Raiders
First Downs	19	15
Time of Possession	31:26	28:34
Net Yards Rushing	155	79
Net Yards Passing	214	106
Total Net Yards	369	185
Penalties/Yards	8-64	5-38
Fumbles/Lost	1-0	3-2

INDIVIDUAL STATS

PASSING

Sea.: R.Wilson 17-23-222 (3 TD, 1 INT)
Oak.: D.Carr 23-31-142 (0 TD, 0 INT)

RUSHING

Sea.: C.Carson 14-59, R.Penny 9-43, M.Davis 6-21, R.Wilson 6-20, T.Lockett 1-7, D.Moore 1-5
Oak.: M.Lynch 13-45, D.Carr 4-31, J.Richard 2-3

RECEIVING

Sea.: D.Baldwin 6-91, T.Lockett 3-13 (TD), D.Moore 2-47 (TD), R.Penny 2-27, T.Swoopes 1-23, B.Marshall 1-11, M.Davis 1-5, J.Brown 1-5 (TD)
Oak.: J.Richard 7-48, S.Roberts 5-31, M.Lynch 3-14, M.Bryant 2-18, J.Cook 2-10, J.Nelson 2-6, D.Martin 1-8, D.Harris 1-7

INTERCEPTIONS

Sea.: None
Oak.: D.Worley 1-16

SACKS

Sea.: J.Reed 1-1, F.Clark 2.5-18.5, B.Jackson 1-7, Q.Jefferson 0.5-3.5, S.Stephen 1-6,
Oak.: A.Key 1-8

PUNTING

Sea.: M.Dickson 2-86 (43.0)
Oak.: J.Townsend 3-92 (30.7)

PUNT RETURNS

Sea.: T.Lockett 1-0
Oak.: D.Harris 0-0

KICKOFF RETURNS

Sea.: R.Penny 2-23 (11.5)
Oak.: None



GAME SUMMARIES



WEEK 8



INDIANAPOLIS COLTS 42

OAKLAND RAIDERS 28

Oct. 28, 2018 | Oakland-Alameda County Coliseum | 54,372

Team	1	2	3	4	Final
Indianapolis	10	3	8	21	42
Oakland	0	14	14	0	28

SCORING SUMMARY

Team	Qtr.	Time	Play Description	Vis.	Home
Colts	1	8:21	M.Alie-Cox 26 yd. pass from A.Luck (A.Vinatieri kick) (11-75, 6:39)	7	0
Colts	1	0:00	A.Vinatieri 26 yd. Field Goal (13-70, 7:17)	10	0
Raiders	2	11:56	S.Roberts 31 yd. pass from D.Carr (D.Carson kick) (6-75, 3:04)	10	7
Raiders	2	6:13	J.Cook 25 yd. pass from D.Carr (D.Carson kick) (7-79, 4:28)	10	14
Colts	2	0:26	A.Vinatieri 25 yd. Field Goal (16-68, 5:47)	13	14
Raiders	3	9:49	D.Carr 1 yd. run (D.Carson kick) (8-75, 5:11)	13	21
Colts	3	7:39	E.Ebron 20 yd. pass from A.Luck (A.Luck-C.Rogers pass) (4-75, 2:10)	21	21
Raiders	3	1:01	B.LaFell 6 yd. pass from D.Carr (D.Carson kick) (11-75, 6:38)	21	28
Colts	4	10:47	M.Mack 4 yd. run (A.Vinatieri kick) (12-75, 5:14)	28	28
Colts	4	5:28	J.Doyle 10 yd. pass from A.Luck (A.Vinatieri kick) (6-57, 3:52)	35	28
Colts	4	2:55	M.Mack 1 yd. run (A.Vinatieri kick) (5-27, 2:21)	42	28

TEAM STATS

	Colts	Raiders
First Downs	28	19
Time of Possession	36:30	23:30
Net Yards Rushing	222	103
Net Yards Passing	239	244
Total Net Yards	461	347
Penalties/Yards	10-77	10-79
Fumbles/Lost	0-0	1-1

INDIVIDUAL STATS

PASSING

Ind.: A.Luck 22-31-239 (3 TD, 0 INT)
Oak.: D.Carr 21-28-244 (3 TD, 0 INT)

RUSHING

Ind.: M.Mack 25-132 (2 TD), N.Hines 11-78, J.Wilkins 2-14, A.Luck 2-(-2)
Oak.: D.Martin 13-72, J.Richard 2-14, D.Harris 1-13, D.Washington 1-4, D.Carr 1-0 (TD)

RECEIVING

Ind.: J.Doyle 6-70 (TD), D.Inman 6-52, E.Ebron 3-37 (TD), M.Mack 2-17, N.Hines 2-7, T.Hilton 1-34, M.Alie-Cox 1-26 (TD), Z.Pascal 1-(-4)
Oak.: J.Richard 8-50, J.Cook 4-74 (TD), B.LaFell 3-39 (TD), S.Roberts 2-42 (TD), D.Martin 2-17, J.Nelson 1-14, K.Smith 1-8

INTERCEPTIONS

Ind.: None
Oak.: None

SACKS

Ind.: None
Oak.: None

PUNTING

Ind.: R.Sanchez 1-46 (46.0)
Oak.: J.Townsend 2-80 (40.0)

PUNT RETURNS

Ind.: C.Rogers 1-10 (10.0)
Oak.: D.Harris 1-(-1)

KICKOFF RETURNS

Ind.: Z.Pascal 1-17 (17.0)
Oak.: D.Harris 1-28 (28.0)



WEEK 9



OAKLAND RAIDERS 3

SAN FRANCISCO 49ERS 34

Nov. 1, 2018 | Levi's Stadium | 69,592

Team	1	2	3	4	Final
Oakland	3	0	0	0	3
San Francisco	7	10	14	3	34

SCORING SUMMARY

Team	Qtr.	Time	Play Description	Vis.	Home
Raiders	1	9:30	D.Carson 37 yd. Field Goal (10-56, 5:30)	3	0
49ers	1	6:47	P.Garcon 24 yd. pass from N.Mullens (R.Gould kick) (6-75, 2:43)	3	7
49ers	2	12:40	K.Bourne 4 yd. pass from N.Mullens (R.Gould kick) (13-66, 7:24)	3	14
49ers	2	0:16	R.Gould 39 yd. Field Goal (7-59, 1:38)	3	17
49ers	3	12:36	G.Kittle 5 yd. pass from N.Mullens (R.Gould kick) (4-75, 2:24)	3	24
49ers	3	9:17	R.Mostert 52 yd. run (R.Gould kick) (3-68, 1:16) 3 31	3	31
49ers	4	3:59	R.Gould 25 yd. Field Goal (8-22, 5:32)	3	34

TEAM STATS

	Raiders	49ers
First Downs	14	18
Time of Possession	31:26	28:34
Net Yards Rushing	102	143
Net Yards Passing	140	262
Total Net Yards	242	405
Penalties/Yards	6-40	3-23
Fumbles/Lost	2-0	1-0

INDIVIDUAL STATS

PASSING

Oak.: D. Carr 16-21-171 (0 TD, 0 INT), A.McCarron 1-3-8 (0 TD, 0 INT)
SF: N.Mullens 16-22 (3 TD, 0 INT)

RUSHING

Oak.: D.Martin 11-49, D.Washington 5-27, M.Bryant 1-17, D.Carr 3-5, J.Richard 2-4, A.McCarron 1-0
SF: R.Mostert 7-86 (TD), M.Breida 12-44, A.Morris 7-13, M.Goodwin 1-2, K.Juszczyk 1-1, N.Mullens 4-(-3)

RECEIVING

Oak.: J.Richard 4-45, B.LaFell 3-20, M.Bryant 2-29, J.Cook 2-20, J.Nelson 2-16, D.Martin 1-20, D.Harris 1-13, D.Carrier 1-8, S.Roberts 1-8
SF: G.Kittle 4-108 (TD), P.Garcon 3-56 (TD), R.James 2-60, K.Juszczyk 2-10, K.Bourne 2-6 (TD), M.Goodwin 1-11, R.Dwelle 1-8, M.Breida 1-3

INTERCEPTIONS

Oak.: None
SF: None

SACKS

Oak.: None
SF: C.Marsh 2.5-13, S.Thomas 1-2, D.Watson 1.5-6, D.Buckner 1-5, R.Blair 1-7

PUNTING

Oak.: J.Townsend 6-225 (37.5)
SF: B.Pinion 3-164 (54.7)

PUNT RETURNS

Oak.: None
SF: R.James 1-6 (6.0)

KICKOFF RETURNS

Oak.: D.Harris 2-51 (25.5)
SF: None



GAME SUMMARIES



WEEK 10



LOS ANGELES CHARGERS 20 OAKLAND RAIDERS 6

Nov. 11, 2018 | Oakland-Alameda County Coliseum | 54,750

Team	1	2	3	4	Final
Los Angeles	0	10	7	3	20
Oakland	3	0	0	3	6

SCORING SUMMARY

Team	Qtr.	Time	Play Description	Vis.	Home
Raiders	1	2:51	D.Carson 46 yd. Field Goal (8-32, 3:34)	0	3
Chargers	2	5:47	M.Badgley 27 yd. Field Goal (11-31, 5:23)	3	3
Chargers	2	0:24	K.Allen 11 yd. pass from P.Rivers (M.Badgley kick) (8-91, 3:09)	10	3
Chargers	3	12:32	M.Gordon 66 yd. pass from P.Rivers (M.Badgley kick) (4-77, 2:28)	17	3
Raiders	4	14:49	D.Carson 30 yd. Field Goal (9-69, 3:04)	17	6
Chargers	4	7:12	M.Badgley 41 yd. Field Goal (12-57, 7:37)	20	6

TEAM STATS

	Chargers	Raiders
First Downs	16	16
Time of Possession	28:50	31:10
Net Yards Rushing	113	114
Net Yards Passing	222	203
Total Net Yards	335	317
Penalties/Yards	6-70	6-55
Fumbles/Lost	0-0	1-1

INDIVIDUAL STATS

PASSING

LAC: P.Rivers 18-26-223 (2 TD, 1 INT)
Oak.: D.Carr 24-37-243 (0 TD, 0 INT)

RUSHING

LAC: M.Gordon 18-93, A.Ekeler 3-19, D.Watt 2-2, P.Rivers 1-1, T.Benjamin 1-(-2)
Oak.: D.Martin 15-61, J.Townsend 1-42, J.Richard 3-7, D.Carr 2-2, M.Bryant 1-2

RECEIVING

LAC: K.Allen 6-57 (TD), M.Gordon 5-72 (TD), Ty.Williams 4-46, V.Green 2-30, A.Gates 1-18
Oak.: J.Richard 5-52, J.Cook 4-52, B.LaFell 4-47, S.Roberts 3-39, D.Martin 3-31, M.Bryant 3-17, D.Carrier 1-5

INTERCEPTIONS

LAC: None
Oak.: M.Gilchrist 1-0

SACKS

LAC: M.Ingram 1-15, I.Rochell 1.5-13, U.Nwosu 0.5-3.5, Ju.Jones 0.5-3.5, D.Philon 0.5-5
Oak.: M.Hurst 1-1

PUNTING

LAC: D.Jones 4-171 (42.8)
Oak.: J.Townsend 3-162 (54.0)

PUNT RETURNS

LAC: T.Benjamin 2-15 (7.5)
Oak.: D.Harris 3-8 (2.7)

KICKOFF RETURNS

LAC: D.King 2-41 (20.5)
Oak.: D.Harris 5-96 (19.2)



WEEK 11



OAKLAND RAIDERS 23 ARIZONA CARDINALS 21

Nov. 18, 2018 | State Farm Stadium | 62,435

Team	1	2	3	4	Final
Oakland	7	7	6	3	23
Arizona	14	0	0	7	21

SCORING SUMMARY

Team	Qtr.	Time	Play Description	Vis.	Home
Raiders	1	12:36	J.Cook 23 yd. pass from D.Carr (D.Carson kick) (3-33, 1:33)	7	0
Cardinals	1	6:14	L.Fitzgerald 18 yd. pass from J.Rosen (M.McCrane kick) (9-64, 6:22)	7	7
Cardinals	1	0:16	C.Kirk 59 yd. pass from J.Rosen (M.McCrane kick) (3-64, 1:40)	7	14
Raiders	2	8:20	B.LaFell 5 yd. pass from D.Carr (D.Carson kick) (7-50, 3:37)	14	14
Raiders	3	10:26	D.Carson 49 yd. Field Goal (7-44, 4:34)	17	14
Raiders	3	0:22	D.Carson 21 yd. Field Goal (12-63, 7:39)	20	14
Cardinals	4	5:02	L.Fitzgerald 5 yd. pass from J.Rosen (M.McCrane kick) (6-80, 2:37)	20	21
Raiders	4	0:00	D.Carson 35 yd. Field Goal (9-63, 1:53)	23	21

TEAM STATS

	Raiders	Cardinals
First Downs	19	13
Time of Possession	36:01	23:59
Net Yards Rushing	152	154
Net Yards Passing	173	128
Total Net Yards	325	282
Penalties/Yards	4-20	7-62
Fumbles/Lost	1-0	1-0

INDIVIDUAL STATS

PASSING

Oak.: D. Carr 19-31-192 (2 TD, 0 INT)
Ari.: J.Rosen 9-20-136 (3 TD, 2 INT)

RUSHING

Oak.: J.Richard 11-61, D.Martin 10-52, D.Washington 12-39
Ari.: D.Johnson 25-137, C.Edmonds 5-17, J.Rosen 1-0

RECEIVING

Oak.: M.Ateman 4-50, S.Roberts 4-38, J.Richard 3-32, J.Cook 3-31 (TD), B.LaFell 2-29 (TD), L.Smith 2-6, D.Martin 1-6
Ari.: C.Kirk 3-77 (TD), L.Fitzgerald 2-23 (2 TD), D.Johnson 1-17, J.Gresham 1-8, T.Sherfield 1-6, R.Seals-Jones 1-5

INTERCEPTIONS

Oak.: G.Conley 1-28, K. Joseph 1-5
Ari.: None

SACKS

Oak.: M.Hurst 1-8
Ari.: A.Bethea 1-4, C.Jones 2-8, Z.Moore 1-7

PUNTING

Oak.: J.Townsend 8-361 (45.1)
Ari.: A.Lee 8-418 (52.3)

PUNT RETURNS

Oak.: D.Harris 2-28 (14.0), J.Richard 2-3 (1.5)
Ari.: C.Kirk 4-38 (9.5)

KICKOFF RETURNS

Oak.: D.Harris 2-53 (26.5)
Ari.: T.Logan 1-32 (32.0)



GAME SUMMARIES



WEEK 12



OAKLAND RAIDERS 17 BALTIMORE RAVENS 34

Nov. 25, 2018 | M&T Bank Stadium | 70,035

Team	1	2	3	4	Final
Oakland	7	3	7	0	17
Baltimore	3	10	7	14	34

SCORING SUMMARY

Team	Qtr.	Time	Play Description	Vis. Home
Raiders	1	8:45	D.Martin 1 yd. run (D.Carlson kick) (12-81, 6:15)	7 0
Ravens	1	4:28	J.Tucker 47 yd. Field Goal (9-40, 4:17)	7 3
Ravens	2	12:45	C.Jones 70 yd. punt return (J.Tucker kick)	7 10
Ravens	2	7:11	J.Tucker 28 yd. Field Goal (6-77, 3:05)	7 13
Raiders	2	2:34	D.Carlson 42 yd. Field Goal (7-20, 2:57)	10 13
Ravens	3	8:10	L.Jackson 5 yd. run (J.Tucker kick) (13-75, 6:50)	10 20
Raiders	3	5:09	J.Cook 16 yd. pass from D.Carr (D.Carlson kick) (6-75, 3:01)	17 20
Ravens	4	11:16	M.Crabtree 8 yd. pass from L.Jackson (J.Tucker kick) (17-71, 8:53)	17 27
Ravens	4	5:55	T.Suggs 43 yd. fumble return (J.Tucker kick)	17 34

TEAM STATS

	Raiders	Ravens
First Downs	13	23
Time of Possession	25:48	34:12
Net Yards Rushing	67	242
Net Yards Passing	182	174
Total Net Yards	249	416
Penalties/Yards	4-24	6-45
Fumbles/Lost	1-1	1-0

INDIVIDUAL STATS

PASSING

Oak.: D. Carr 16-34-194 (1 TD, 0 INT)
Bal.: L.Jackson 14-25-178 (1 TD, 2 INT)

RUSHING

Oak.: D.Martin 11-51 (TD), S.Roberts 1-11, D.Washington 3-8, J.Richard 1-1, A.McCarron 1-(-2), J.Nelson 1-(-2)
Bal.: G.Edwards 23-118, L.Jackson 11-71 (TD), T.Montgomery 8-51, J.Allen 1-2

RECEIVING

Oak.: D.Martin 3-21, M.Ateman 3-16, S.Roberts 2-54, L.Smith 2-39, J.Cook 2-32 (TD), J.Richard 2-15, D.Washington 1-9, K.Hatcher 1-8
Bal.: H.Hurst 3-25, M.Crabtree 3-21 (TD), T.Montgomery 3-13, N.Boyle 2-19, M.Andrews 1-74, J.Brown 1-25, C.Moore 1-1

INTERCEPTIONS

Oak.: R.Nelson 1-0, M.Gilchrist 1-0
Bal.: None

SACKS

Oak.: N.Morrow 1-4
Bal.: M.Judon 3-12

PUNTING

Oak.: J.Townsend 6-268 (44.7)
Bal.: S.Koch 2-94 (47.0)

PUNT RETURNS

Oak.: D.Harris 1-(-3)
Bal.: C.Jones 4-79 (TD) (19.8)

KICKOFF RETURNS

Oak.: D.Harris 2-44 (22.0)
Bal.: C.Moore 2-59 (29.5)



WEEK 13



KANSAS CITY CHIEFS 40 OAKLAND RAIDERS 33

Dec. 2, 2018 | Oakland-Alameda County Coliseum | 54,255

Team	1	2	3	4	Final
Kansas City	10	9	14	7	40
Oakland	0	7	9	17	33

SCORING SUMMARY

Team	Qtr.	Time	Play Description	Vis. Home
Chiefs	1	12:11	T.Kelce 3 yd. pass from P.Mahomes (H.Butker kick) (2-65, 0:52)	7 0
Chiefs	1	7:42	H.Butker 29 yd. Field Goal (8-39, 3:31)	10 0
Chiefs	2	7:02	H.Butker 50 yd. Field Goal (12-38, 6:00)	13 0
Raiders	2	1:04	D.Martin 1 yd. run (D.Carlson kick) (11-75, 5:58)	13 7
Chiefs	2	0:07	T.Kelce 6 yd. pass from P.Mahomes (kick blocked) (5-82, 0:57)	19 7
Raiders	3	11:06	D.Carlson 50 yd. Field Goal (8-43, 3:54)	19 10
Chiefs	3	5:48	S.Ware 1 yd. run (H.Butker kick) (11-75, 5:18)	26 10
Raiders	3	3:28	J.Cook 24 yd. pass from D.Carr (run failed) (6-68, 2:20)	26 16
Chiefs	3	0:04	D.Harris 13 yd. pass from P.Mahomes (H.Butker kick) (7-52, 2:09)	33 16
Raiders	4	10:41	L.Smith 1 yd. pass from D.Carr (D.Carlson kick) (10-75, 4:23)	33 23
Raiders	4	6:46	M.Ateman 9 yd. pass from D.Carr (D.Carlson kick) (6-54, 2:32)	33 30
Chiefs	4	1:54	C.Conley 2 yd. pass from P.Mahomes (H.Butker kick) (10-75, 4:52)	40 30
Raiders	4	0:30	D.Carlson 44 yd. Field Goal (8-49, 1:24)	40 33

TEAM STATS

	Chiefs	Raiders
First Downs	25	28
Time of Possession	29:14	30:46
Net Yards Rushing	174	171
Net Yards Passing	295	271
Total Net Yards	469	442
Penalties/Yards	11-94	8-74
Fumbles/Lost	1-1	4-3

INDIVIDUAL STATS

PASSING

KC: P.Mahomes 23-38-295 (4 TD, 0 INT)
Oak.: D.Carr 29-38-285 (3 TD, 0 INT)

RUSHING

KC: P.Mahomes 9-52, S.Ware 14-47 (TD), Dam.Williams 5-38, T.Hill 2-37
Oak.: J.Richard 6-95, D.Martin 18-61 (TD), D.Carr 1-8, D.Washington 3-7

RECEIVING

KC: T.Kelce 12-168 (2 TD), D.Harris 3-39 (TD), C.Conley 2-35 (TD), Dam.Williams 2-7, D.Robinson 1-38, T.Hill 1-13, S.Ware 1-5
Oak.: J.Nelson 10-97, J.Cook 7-100 (TD), J.Richard 3-31, S.Roberts 3-25, M.Ateman 2-16 (TD), D.Martin 2-6, D.Harris 1-9, L.Smith 1-1 (TD)

INTERCEPTIONS

KC: None
Oak.: None

SACKS

KC: A.Bailey 0.5-2, D.Ford 1.5-6, C.Jones 1-6
Oak.: None

PUNTING

KC: D.Colquitt 3-123 (41.0)
Oak.: J.Townsend 2-61 (30.5)

PUNT RETURNS

KC: None
Oak.: None

KICKOFF RETURNS

KC: Tr.Smith 4-75 (18.8), C.Conley 1-5 (5.0)
Oak.: D.Harris 3-66 (22.0)




**LAST WEEK'S
GAME**

RAIDERS

NO NAME POS

2	AJ McCarron.....	QB
4	Derek Carr	QB
5	Johnny Townsend.....	P
8	Daniel Carlson.....	K
10	Seth Roberts	WR
12	Martavis Bryant.....	WR
14	Keon Hatcher	WR
17	Dwayne Harris....	WR/RS
20	Daryl Worley	CB
21	Gareon Conley	CB
22	Rashaan Melvin.....	CB
23	Nick Nelson	CB
25	Erik Harris.....	S
27	Reggie Nelson	S
28	Doug Martin.....	RB
29	Leon Hall	CB
30	Jalen Richard.....	RB
31	Marcus Gilchrist.....	S
33	DeAndré Washington .	RB
41	Keith Smith.....	FB
42	Karl Joseph	S
47	Trent Sieg	LS
50	Nicholas Morrow	LB
53	Jason Cabinda	LB
54	Emmanuel Lamur	LB
55	Marquel Lee	LB
58	Kyle Wilber.....	LB
59	Tahir Whitehead	LB
61	Rodney Hudson.....	C
65	Chaz Green.....	G
66	Gabe Jackson	G
67	Ian Silberman.....	OL
68	David Sharpe.....	T
70	Kelechi Osemele	G/T
71	Justin Murray	T
73	Maurice Hurst	DT
75	Brandon Parker	T
76	Jon Feliciano	G/C
77	Kolton Miller	T
79	Denver Kirkland	G/T
82	Jordy Nelson	WR
83	Darren Waller.....	TE
85	Derek Carrier.....	TE
86	Lee Smith	TE
87	Jared Cook	TE
88	Marcell Ateman	WR
90	Johnathan Hankins....	DT
91	Shilique Calhoun	LB
92	P.J. Hall	DT
95	Fadol Brown	DE
97	Clinton McDonald.....	DT
98	Frostee Rucker	DT
99	Arden Key.....	DE



OAKLAND RAIDERS (2-9) VS. KANSAS CITY CHIEFS (9-2)

SUNDAY, DECEMBER 2, 2018 – 1:05 P.M. – OAKLAND-ALAMEDA COUNTY COLISEUM

RAIDERS OFFENSE

WR	82 Jordy Nelson	10 Seth Roberts	14 Keon Hatcher
LT	77 Kolton Miller	68 David Sharpe	
LG	70 Kelechi Osemele	76 Jon Feliciano	
C	61 Rodney Hudson	76 Jon Feliciano	
RG	66 Gabe Jackson	79 Denver Kirkland	65 Chaz Green
RT	75 Brandon Parker	71 Justin Murray	67 Ian Silberman
TE	87 Jared Cook	86 Lee Smith	85 Derek Carrier
		83 Darren Waller	
WR	12 Martavis Bryant	17 Dwayne Harris	88 Marcell Ateman
QB	4 Derek Carr	2 AJ McCarron	
RB	28 Doug Martin	30 Jalen Richard	33 DeAndré Washington
FB	41 Keith Smith		

CHIEFS DEFENSE

LDE	95 Chris Jones	94 Jarvis Jenkins	
NT	91 Derrick Nnadi	98 Xavier Williams	
RDE	97 Allen Bailey	74 Justin Hamilton	
LOLB	50 Justin Houston	92 Tanoh Kpassagnon	
LILB	53 Anthony Hitchens	44 Dorian O'Daniel	
RILB	59 Reggie Ragland	56 Ben Niemann	
ROLB	55 Dee Ford	57 Breeland Speaks	51 Frank Zombo
LCB	20 Steven Nelson	22 Orlando Scandrick	35 Charvarius Ward
RCB	23 Kendall Fuller	39 Tremon Smith	
S	29 Eric Berry	21 Eric Murray	
S	38 Ron Parker	24 Jordan Lucas	49 Daniel Sorensen

RAIDERS SPECIALISTS

P	5 Johnny Townsend	
K	8 Daniel Carlson	
H	5 Johnny Townsend	
LS	47 Trent Sieg	
KR	17 Dwayne Harris	23 Nick Nelson
PR	17 Dwayne Harris	23 Nick Nelson

Underline: Rookie

[Brackets]: Injured

INACTIVES

1.	_____	5.	_____
2.	_____	6.	_____
3.	_____	7.	_____
4.	_____		

OFFICIALS

REFEREE	- Shawn Smith (14)
UMPIRE	- Bryan Neale (92)
DOWN JUDGE	-Mark Hittner (28)
LINE JUDGE	- Bart Longson (2)

RAIDERS DEFENSE

DE	98 Frostee Rucker	95 Fadol Brown
DT	73 Maurice Hurst	92 P.J. Hall
DT	90 Johnathan Hankins	97 Clinton McDonald
DE	99 Arden Key	91 Shilique Calhoun
SLB	55 Marquel Lee	54 Emmanuel Lamur
MLB	53 Jason Cabinda	58 Kyle Wilber
WLB	59 Tahir Whitehead	50 Nicholas Morrow
CB	20 Daryl Worley	29 Leon Hall
CB	21 Gareon Conley	23 Nick Nelson
S	31 Marcus Gilchrist	25 Erik Harris
S	42 Karl Joseph	27 Reggie Nelson

CHIEFS OFFENSE

WR	10 Tyreek Hill	11 Demarcus Robinson	12 Gehrig Dieter
LT	72 Eric Fisher	75 Cam Erving	
LG	75 Cam Erving	66 Kahlil McKenzie	
C	61 Mitch Morse	62 Austin Reiter	67 Jimmy Murray
RG	77 Andrew Wylie	73 Jeff Allen	
RT	71 Mitchell Schwartz	77 Andrew Wylie	
TE	87 Travis Kelce	84 Demetrius Harris	82 Deon Yelder
WR	14 Sammy Watkins	17 Chris Conley	19 Marcus Kemp
QB	15 Patrick Mahomes	4 Chad Henne	
RB	27 Kareem Hunt	32 Spencer Ware	26 Damien Williams
FB	42 Anthony Sherman		31 Darrel Williams

CHIEFS SPECIALISTS

P	2 Dustin Colquitt	7 Harrison Butker
K	7 Harrison Butker	2 Dustin Colquitt
H	2 Dustin Colquitt	
LS	41 James Winchester	
PR	10 Tyreek Hill	
KR	39 Tremon Smith	

Underline: Rookie

[Brackets]: Injured

INACTIVES

1.	_____	5.	_____
2.	_____	6.	_____
3.	_____	7.	_____
4.	_____		





NO	NAME	POS	HT	WT	AGE	EXP	COLLEGE
2	AJ McCarron	QB	6-3	215	28	4	Alabama
4	Derek Carr	QB	6-3	215	27	5	Fresno State
5	Johnny Townsend	P	6-1	210	23	R	Florida
8	Daniel Carlson	K	6-5	213	23	R	Auburn
10	Seth Roberts	WR	6-2	195	27	4	West Alabama
12	Martavis Bryant	WR	6-4	210	26	4	Clemson
14	Keon Hatcher	WR	6-1	212	24	1	Arkansas
17	Dwayne Harris	WR/RS	5-11	206	31	8	East Carolina
20	Daryl Worley	CB	6-1	205	23	3	West Virginia
21	Gareon Conley	CB	6-0	195	23	2	Ohio State
22	Rashaan Melvin	CB	6-2	196	29	6	Northern Illinois
23	Nick Nelson	CB	5-11	200	22	R	Wisconsin
25	Erik Harris	S	6-3	225	28	3	California (Pa.)
27	Reggie Nelson	S	5-11	210	35	12	Florida
28	Doug Martin	RB	5-9	223	29	7	Boise State
29	Leon Hall	RB	5-11	195	33	12	Michigan
30	Jalen Richard	RB	5-8	205	25	3	Southern Mississippi
31	Marcus Gilchrist	S	5-10	200	29	8	Clemson
33	DeAndré Washington	RB	5-8	205	25	3	Texas Tech
41	Keith Smith	FB	6-0	240	26	4	San Jose State
42	Karl Joseph	S	5-10	205	25	3	West Virginia
47	Trent Sieg	LS	6-3	240	23	R	Colorado State
50	Nicholas Morrow	LB	6-0	224	23	2	Greenville
53	Jason Cabinda	LB	6-1	243	22	R	Penn State
54	Emmanuel Lamur	LB	6-4	245	29	7	Kansas State
55	Marquel Lee	LB	6-3	235	23	2	Wake Forest
58	Kyle Wilber	LB	6-4	245	29	7	Wake Forest
59	Tahir Whitehead	LB	6-2	241	28	7	Temple
61	Rodney Hudson	LB	6-2	300	29	8	Florida State
65	Chaz Green	G	6-5	318	26	4	Florida
66	Gabe Jackson	G	6-3	335	27	5	Mississippi State
67	Ian Silberman	OL	6-5	305	26	2	Boston College
68	David Sharpe	T	6-6	343	23	2	Florida
70	Kelechi Osemele	G/T	6-5	330	29	7	Iowa State
71	Justin Murray	T	6-5	304	25	1	Cincinnati
73	Maurice Hurst	DT	6-1	291	23	R	Michigan
75	Brandon Parker	T	6-8	305	23	R	North Carolina A&T
76	Jon Feliciano	G/C	6-4	325	26	4	Miami (Fla.)
77	Kolton Miller	T	6-8	309	23	R	UCLA
79	Denver Kirkland	G/T	6-4	335	24	3	Arkansas
82	Jordy Nelson	WR	6-3	217	33	11	Kansas State
83	Darren Waller	TE	6-6	255	26	3	Georgia Tech
85	Derek Carrier	TE	6-4	244	28	6	Beloit
86	Lee Smith	TE	6-6	265	31	8	Marshall
87	Jared Cook	TE	6-5	254	31	10	South Carolina
88	Marcell Ateman	WR	6-4	216	24	R	Oklahoma State
90	Johnathan Hankins	DT	6-3	320	26	6	Ohio State
91	Shilique Calhoun	LB	6-4	250	26	3	Michigan State
92	P.J. Hall	DT	6-1	308	23	R	Sam Houston State
95	Fadol Brown	DE	6-4	282	25	1	Mississippi
97	Clinton McDonald	DT	6-2	297	31	9	Memphis
98	Frostee Rucker	DT	6-3	261	35	13	USC
99	Arden Key	DE	6-5	238	22	R	LSU

PRONUNCIATION

95	Fadol Brown.....	fuh-DOLL	54	Emmanuel Lamur.....	luh-MERR	30	Jalen Richard.....	JAY-linn
21	Gareon Conley.....	gare-ee-ON	55	Marquel Lee.....	mar-KELL			ree-SHARD
76	Jon Feliciano.....	fuh-LEE-see-ah-no	70	Kelechi Osemele.....	kah-LETCHee	47	Trent Sieg.....	SEEG
					oh-SEM-uh-lee	59	Tahir Whitehead.....	tie-HEER

OAKLAND RAIDERS COACHING STAFF

Jon Gruden (Head Coach)
Derrick Ansley (defensive backs), D'Anthony Batiste (strength and conditioning assistant), Edgar Bennett (wide receivers), Tim Berbenich (quality control-offense), Rich Bisaccia (assistant head coach/special teams coordinator), Tom Cable (offensive line), Brian Callahan (quarterbacks), Marco Coleman (assistant defensive line), Deuce Gruden (strength and conditioning assistant), Paul Guenther (defensive coordinator), Nick Holz (quality control-offense), Lemuel Jeanpierre (assistant offensive line), David Lippincott (linebackers), Kelsey Martinez (strength and conditioning assistant), Greg Olson (offensive coordinator), Jim O'Neil (senior defensive assistant), Dave Razzano (director of football research), Tom Shaw (strength and conditioning coordinator), Jermal Singleton (running backs), Rick State (strength and conditioning assistant), Frank Smith (tight ends), Travis Smith (quality control-defense), Byron Storer (assistant special teams), Mike Trgovac (defensive line).

KANSAS CITY CHIEFS

NO	NAME	POS	HT	WT	AGE	EXP	COLLEGE
2	Dustin Colquitt	P	6-3	210	36	14	Tennessee
4	Chad Henne	QB	6-3	222	33	10	Michigan
7	Harrison Butker	K	6-4	205	23	2	Georgia Tech
10	Tyreek Hill	WR	5-10	185	24	3	West Alabama
11	Demarcus Robinson	WR	6-1	203	24	3	Florida
12	Gehrig Dieter	WR	6-3	207	25	1	Alabama
14	Sammy Watkins	WR	6-1	211	25	5	Clemson
15	Patrick Mahomes	QB	6-3	230	23	2	Texas Tech
17	Chris Conley	WR	6-3	205	26	4	Georgia
19	Marcus Kemp	WR	6-4	210	23	1	Hawaii
20	Steven Nelson	CB	5-11	194	25	4	Oregon State
21	Eric Murray	DB	5-11	199	24	3	Minnesota
22	Orlando Scandrick	CB	5-10	196	31	11	Boise State
23	Kendall Fuller	CB	5-11	198	23	3	Virginia Tech
24	Jordan Lucas	S	6-1	190	25	3	Penn State
26	Damien Williams	RB	5-11	224	26	5	Oklahoma
27	Kareem Hunt	RB	5-11	216	23	2	Toledo
29	Eric Berry	S	6-0	212	29	9	Tennessee
31	Darrel Williams	RB	5-11	224	23	R	LSU
32	Spencer Ware	RB	5-10	229	27	5	LSU
35	Charvarius Ward	CB	6-1	198	22	R	Middle Tennessee State
38	Ron Parker	S	6-0	206	31	8	Newberry
39	Tremont Smith	CB	6-0	190	22	R	Central Arkansas
41	James Winchester	LS	6-3	240	29	4	Oklahoma
42	Anthony Sherman	FB	5-10	242	29	8	Connecticut
44	Dorian O'Daniel	LB	6-1	220	24	R	Clemson
49	Daniel Sorensen	S	6-2	208	28	5	BYU
50	Justin Houston	LB	6-3	258	29	8	Georgia
51	Frank Zombo	LB	6-3	254	31	9	Central Michigan
53	Anthony Hitchens	LB	6-0	235	26	5	Iowa
55	Dee Ford	LB	6-2	252	27	5	Auburn
56	Ben Niemann	LB	6-2	235	23	R	Iowa
57	Breeland Speaks	LB	6-3	285	22	R	Ole Miss
59	Reggie Ragland	LB	6-2	252	25	3	Alabama
61	Mitch Morse	C	6-6	305	26	4	Missouri
62	Austin Reiter	OL	6-3	300	27	3	South Florida
66	Kahlil McKenzie	G	6-3	320	21	R	Tennessee
67	Jimmy Murray	C	6-5	305	23	R	Holy Cross
71	Mitchell Schwartz	T	6-5	320	29	7	California
72	Eric Fisher	T	6-7	315	27	6	Central Michigan
73	Jeff Allen	G	6-4	306	28	7	Illinois
74	Justin Hamilton	DT	6-2	315	25	2	Louisiana
75	Cam Erving	OL	6-5	313	26	4	Florida State
77	Andrew Wylie	T	6-6	309	24	1	Eastern Michigan
82	Deon Yelder	TE	6-4	255	23	R	Western Kentucky
84	Demetrius Harris	TE	6-7	230	27	5	UW-Milwaukee
87	Travis Kelce	TE	6-5	260	29	6	Cincinnati
91	Derrick Nnadi	DT	6-1	312	22	R	Florida State
92	Tanoh Kpassagnon	LB	6-7	289	24	2	Villanova
94	Jarvis Jenkins	DL	6-4	300	30	8	Clemson
95	Chris Jones	DL	6-6	310	24	3	Mississippi State
97	Allen Bailey	DL	6-3	288	29	8	Miami (Fla.)
98	Xavier Williams	DT	6-2	309	26	4	Northern Iowa

PRONUNCIATION

10	Tyreek Hill.....	tie-REEK	56	Ben Niemann.....	NEE-man	39	Tremont Smith.....	Tray-mon
87	Travis Kelce.....	KEL-see	91	Derrick Nnadi.....	NAH-dee	35	Charvarius Ward ..	CHAR-Vair-EE-us
92	Tanoh Kpassagnon.....	TAWN-o	62	Austin Reiter.....	RIGHT-er	98	Xavier Williams.....	EX-zay-vier
		pass-N-yo				77	Andrew Wylie.....	WHY-lee

KANSAS CITY CHIEFS COACHING STAFF

Andy Reid (Head Coach)
Eric Bieniemy (Offensive Coordinator), Bob Sutton (Defensive Coordinator), Dave Toub (Assistant Head Coach/Special Teams Coordinator), Joe Bleymaier (Pass Game Analyst/Asst. QB), Terry Braden (Defensive Quality Control), Travis Crittenden (Asst. Strength & Conditioning), Mark DeLeone (Inside Linebackers), Porter Ellett (Senior Asst. to Head Coach), Mike Frazier (Statistical Analysis Coordinator), David Girardi (Offensive Quality Control), Al Harris (Secondary/Cornerbacks), Andy Heck (Offensive Line), Mike Kafka (Quarterbacks), Greg Lewis (Wide Receivers), Corey Mathaei (Asst. Offensive Line), Deland McCullough (Running Backs), Tom Melvin (Tight Ends), Britt Reid (Defensive Line), Ryan Reynolds (Asst. Strength & Conditioning), Barry Rubin (Head Strength & Conditioning), Mike Smith (Outside Linebackers), Emmitt Thomas (Defensive Backs), Jay Valai (Defensive Quality Control), Alex Whittingham (Defensive Assistant), Rod Wilson (Asst. Special Teams), Devin Woodhouse (Asst. Strength & Conditioning).

REGULAR SEASON - WEEK 13, GAME 12

National Football League Game Summary

NFL Copyright © 2018 by The National Football League. All rights reserved. This summary and play-by-play is for the express purpose of assisting media in their coverage of the game; any other use of this material is prohibited without the written permission of the National Football League.

Updated: 12/3/2018

Date: Sunday, 12/2/2018

Kansas City Chiefs at Oakland Raiders

Start Time: 1:05 PM PST

at Oakland-Alameda County Coliseum, Oakland, CA

Game Day Weather

Game Weather: Sunny Skies

Temp: 57° F (13.9° C) Humidity: 52%, Wind: WSW 6 mph

Played Outdoor on Turf: Natural Grass

Outdoor Weather: Sunny,

Officials

Referee: Smith, Shawn (14)

Umpire: Neale, Bryan (92)

Down Judge: Hittner, Mark (28)

Line Judge: Longson, Bart (2)

Field Judge: Rogers, Bradley (126)

Side Judge: Coleman, James (95)

Back Judge: Martinez, Rich (39)

Replay Official: Wimmer, Mike (0)

Lineups

Kansas City Chiefs				Oakland Raiders			
Offense		Defense		Offense		Defense	
WR	10 T.Hill	NT	91 D.Nnadi	WR	82 J.Nelson	DE	98 F.Rucker
LT	72 E.Fisher	RDE	95 C.Jones	LT	77 K.Miller	DT	92 P.Hall
LG	75 C.Erving	LOLB	55 D.Ford	LG	70 K.Osemele	DT	90 J.Hankins
C	61 M.Morse	LILB	53 A.Hitchens	C	61 R.Hudson	DE	99 A.Key
RG	77 A.Wylie	RILB	59 R.Ragland	RG	66 G.Jackson	WLB	50 N.Morrow
RT	71 M.Schwartz	ROLB	50 J.Houston	RT	75 B.Parker	MLB	59 T.Whitehead
TE	87 T.Kelce	LCB	22 O.Scandrick	TE	87 J.Cook	CB	20 D.Worley
WR	17 C.Conley	RCB	20 S.Nelson	WR	88 M.Ateman	CB	21 G.Conley
QB	15 P.Mahomes	S	21 E.Murray	QB	4 D.Carr	CB	23 N.Nelson
RB	32 S.Ware	S	38 R.Parker	RB	28 D.Martin	S	31 M.Gilchrist
WR	11 D.Robinson	CB	23 K.Fuller	WR	10 S.Roberts	S	42 K.Joseph

Substitutions

P 2 D.Colquitt, K 7 H.Butker, WR 12 G.Dieter, WR 19 M.Kemp, S 24 J.Lucas, RB 26 Dam. Williams, RB 31 Dar.Williams, CB 35 C.Ward, CB 39 Tr. Smith, LS 41 J.Winchester, FB 42 A.Sherman, LB 44 D.O'Daniel, S 49 D.Sorensen, LB 51 F.Zombo, LB 56 B.Niemann, LB 57 B.Speaks, OL 62 A.Reiter, G 73 J.Allen, TE 84 D.Harris, LB 92 T.Kpassagnon, DL 94 J.Jenkins, DL 97 A.Bailey, DT 98 X.Williams

Substitutions

P 5 J.Townsend, K 8 D.Carlson, WR 14 K.Hatcher, WR/RS 17 D.Harris, CB 22 R.Melvin, S 25 E.Harris, S 27 R.Nelson, RB 30 J.Richard, RB 33 D.Washington, FB 41 K.Smith, LS 47 T.Sieg, LB 53 J.Cabinda, LB 55 M.Lee, LB 58 K.Wilber, T 68 D.Sharpe, DT 73 M.Hurst, G/C 76 J.Feliciano, DT 78 J.Ellis, TE 85 D.Carrier, TE 86 L.Smith, LB 91 S.Calhoun, DE 95 F.Brown, DT 97 C.McDonald

Did Not Play

QB 4 C.Henne

Did Not Play

QB 2 A.McCarron

Not Active

WR 14 S.Watkins, S 29 E.Berry, G 66 R.McKenzie, C 67 J.Murray, DT 74 J.Hamilton, TE 82 D.Yelder

Not Active

WR 12 M.Bryant, DB 36 M.Meander, LB 54 E.Lamur, G 65 C.Green, OL 67 I.Silberman, T 71 J.Murray, TE 83 D.Waller

Field Goals (made () & missed)

H.Butker		(29) (50)	D.Carlson		(50) (44)		
			1	2	3	4	OT
VISITOR:	Kansas City Chiefs		10	9	14	7	0
HOME:	Oakland Raiders		0	7	9	17	0

Scoring Plays

Team	Qtr	Time	Play Description (Extra Point) (Drive Info)	Visitor	Home
Chiefs	1	12:11	T.Kelce 3 yd. pass from P.Mahomes (H.Butker kick) (2-65, 0:52)	7	0
Chiefs	1	7:42	H.Butker 29 yd. Field Goal (8-39, 3:31)	10	0
Chiefs	2	7:02	H.Butker 50 yd. Field Goal (12-38, 6:00)	13	0
Raiders	2	1:04	D.Martin 1 yd. run (D.Carlson kick) (11-75, 5:58)	13	7
Chiefs	2	0:07	T.Kelce 6 yd. pass from P.Mahomes (kick blocked) (5-82, 0:57)	19	7
Raiders	3	11:06	D.Carlson 50 yd. Field Goal (8-43, 3:54)	19	10
Chiefs	3	5:48	S.Ware 1 yd. run (H.Butker kick) (11-75, 5:18)	26	10
Raiders	3	3:28	J.Cook 24 yd. pass from D.Carr (run failed) (6-68, 2:20)	26	16
Chiefs	3	0:04	D.Harris 13 yd. pass from P.Mahomes (H.Butker kick) (7-52, 2:09)	33	16

REGULAR SEASON - WEEK 13, GAME 12

National Football League Game Summary

NFL Copyright © 2018 by The National Football League. All rights reserved. This summary and play-by-play is for the express purpose of assisting media in their coverage of the game; any other use of this material is prohibited without the written permission of the National Football League. Updated: 12/3/2018

Raiders	4	10:41	L.Smith 1 yd. pass from D.Carr (D.Carlson kick) (10-75, 4:23)	33	23
Raiders	4	6:46	M.Ateman 9 yd. pass from D.Carr (D.Carlson kick) (6-54, 2:32)	33	30
Chiefs	4	1:54	C.Conley 2 yd. pass from P.Mahomes (H.Butker kick) (10-75, 4:52)	40	30
Raiders	4	0:30	D.Carlson 44 yd. Field Goal (8-49, 1:24)	40	33
Paid Attendance: 54,255				Time: 3:17	

Kansas City Chiefs vs Oakland Raiders
12/2/2018 at Oakland-Alameda County Coliseum

Final Individual Statistics

Kansas City Chiefs

RUSHING	ATT	YDS	AVG	LG	TD
P.Mahomes	9	52	5.8	28	0
S.Ware	14	47	3.4	17	1
Dam. Williams	5	38	7.6	17	0
T.Hill	2	37	18.5	33	0
Total	30	174	5.8	33	1

PASSING	ATT	CMP	YDS	SK/YD	TD	LG	IN	RT
P.Mahomes	38	23	295	0/0	4	38	0	120.0
Total	38	23	295	0/0	4	38	0	120.0

PASS RECEIVING	TAR	REC	YDS	AVG	LG	TD
T.Kelce	13	12	168	14.0	28	2
D.Harris	6	3	39	13.0	16	1
C.Conley	7	3	25	8.3	18	1
Dam. Williams	2	2	7	3.5	6	0
D.Robinson	1	1	38	38.0	38	0
T.Hill	6	1	13	13.0	13	0
S.Ware	1	1	5	5.0	5	0
G.Dieter	1	0	0	0.0	0	0
Total	37	23	295	12.8	38	4

INTERCEPTIONS	NO	YDS	AVG	LG	TD
Total	0	0	0	0	0

PUNTING	NO	YDS	AVG	NET	TB	IN20	LG
D.Colquitt	3	123	41.0	41.0	0	0	45
Total	3	123	41.0	41.0	0	0	45

PUNT RETURNS	NO	YDS	AVG	FC	LG	TD
T.Hill	0	0	0.0	1	0	0
[OUT OF BOUNDS]	1	0	0.0	0	0	0
Total	0	0	0.0	1	0	0

KICKOFF RETURNS	NO	YDS	AVG	FC	LG	TD
Tr. Smith	4	75	18.8	0	23	0
C.Conley	1	5	5.0	0	5	0
[TOUCHBACK]	2	0	0.0	0	0	0
Total	5	80	16.0	0	23	0

Oakland Raiders

RUSHING	ATT	YDS	AVG	LG	TD
J.Richard	6	95	15.8	30	0
D.Martin	18	61	3.4	17	1
D.Carr	1	8	8.0	8	0
D.Washington	3	7	2.3	7	0
Total	28	171	6.1	30	1

PASSING	ATT	CMP	YDS	SK/YD	TD	LG	IN	RT
D.Carr	38	29	285	3/14	3	29	0	123.2
Total	38	29	285	3/14	3	29	0	123.2

PASS RECEIVING	TAR	REC	YDS	AVG	LG	TD
J.Nelson	11	10	97	9.7	24	0
J.Cook	8	7	100	14.3	29	1
J.Richard	4	3	31	10.3	15	0
S.Roberts	6	3	25	8.3	16	0
M.Ateman	4	2	16	8.0	9	1
D.Martin	2	2	6	3.0	4	0
D.Harris	1	1	9	9.0	9	0
L.Smith	1	1	1	1.0	1	1
Total	37	29	285	9.8	29	3

INTERCEPTIONS	NO	YDS	AVG	LG	TD
Total	0	0	0	0	0

PUNTING	NO	YDS	AVG	NET	TB	IN20	LG
J.Townsend	2	61	30.5	30.5	0	1	39
Total	2	61	30.5	30.5	0	1	39

PUNT RETURNS	NO	YDS	AVG	FC	LG	TD
J.Richard	0	0	0.0	1	0	0
D.Harris	0	0	0.0	1	0	0
[DOWNED]	1	0	0.0	0	0	0
Total	0	0	0.0	2	0	0

KICKOFF RETURNS	NO	YDS	AVG	FC	LG	TD
D.Harris	3	66	22.0	0	31	0
[OUT OF BOUNDS]	1	0	0.0	0	0	0
[TOUCHBACK]	4	0	0.0	0	0	0
Total	3	66	22.0	0	31	0

Kansas City Chiefs

FUMBLES	FUM	LOST	OWN-REC	YDS	TD	FORCED	OPP-REC	YDS	TD	OUT-BDS
T.Kelce	1	1	0	0	0	0	0	0	0	0
A.Bailey	0	0	0	0	0	1	0	0	0	0
D.Ford	0	0	0	0	0	1	0	0	0	0
K.Fuller	0	0	0	0	0	1	0	0	0	0
J.Jenkins	0	0	0	0	0	1	0	0	0	0
J.Houston	0	0	0	0	0	0	1	0	0	0
D.O'Daniel	0	0	0	0	0	0	1	0	0	0
D.Sorensen	0	0	0	0	0	0	1	0	0	0
Total	1	1	0	0	0	4	3	0	0	0

Oakland Raiders

FUMBLES	FUM	LOST	OWN-REC	YDS	TD	FORCED	OPP-REC	YDS	TD	OUT-BDS
D.Carr	1	0	0	0	0	0	0	0	0	0
D.Martin	1	1	0	0	0	0	0	0	0	0
J.Richard	1	1	0	0	0	0	0	0	0	0
D.Washington	1	1	0	0	0	0	0	0	0	0

Kansas City Chiefs vs Oakland Raiders
12/2/2018 at Oakland-Alameda County Coliseum

Final Individual Statistics

B.Parker	0	0	1	0	0	0	0	0	0	0
T.Whitehead	0	0	0	0	0	1	0	0	0	0
N.Nelson	0	0	0	0	0	0	1	0	0	0
Total	4	3	1	0	0	1	1	0	0	0

Kansas City Chiefs vs Oakland Raiders
12/2/2018 at Oakland-Alameda County Coliseum

Final Team Statistics

	Visitor Chiefs	Home Raiders
TOTAL FIRST DOWNS	25	28
By Rushing	8	10
By Passing	14	16
By Penalty	3	2
THIRD DOWN EFFICIENCY	6-13-46%	9-12-75%
FOURTH DOWN EFFICIENCY	1-1-100%	0-0-0%
TOTAL NET YARDS	469	442
Total Offensive Plays (inc. times thrown passing)	68	69
Average gain per offensive play	6.9	6.4
NET YARDS RUSHING	174	171
Total Rushing Plays	30	28
Average gain per rushing play	5.8	6.1
Tackles for a loss-number and yards	2-5	3-5
NET YARDS PASSING	295	271
Times thrown - yards lost attempting to pass	0-0	3-14
Gross yards passing	295	285
PASS ATTEMPTS-COMPLETIONS-HAD INTERCEPTED	38-23-0	38-29-0
Avg gain per pass play (inc.# thrown passing)	7.8	6.6
KICKOFFS Number-In End Zone-Touchbacks	8-4-4	7-2-2
PUNTS Number and Average	3-41.0	2-30.5
Had Blocked	0	0
FGs - PATs Had Blocked	0-1	0-0
Net Punting Average	41.0	30.5
TOTAL RETURN YARDAGE (Not Including Kickoffs)	0	0
No. and Yards Punt Returns	0-0	0-0
No. and Yards Kickoff Returns	5-80	3-66
No. and Yards Interception Returns	0-0	0-0
PENALTIES Number and Yards	11-94	8-74
FUMBLES Number and Lost	1-1	4-3
TOUCHDOWNS	5	4
Rushing	1	1
Passing	4	3
EXTRA POINTS Made-Attempts	4-5	3-4
Kicking Made-Attempts	4-5	3-3
Rushing Made-Attempts	0-0	0-1
FIELD GOALS Made-Attempts	2-2	2-2
RED ZONE EFFICIENCY	5-6-83%	4-4-100%
GOAL TO GO EFFICIENCY	4-4-100%	3-3-100%
SAFETIES	0	0
FINAL SCORE	40	33
TIME OF POSSESSION	29:14	30:46

Kansas City Chiefs vs Oakland Raiders
12/2/2018 at Oakland-Alameda County Coliseum

Ball Possession And Drive Chart

Kansas City Chiefs

#	Time Recd	Time Lost	Time Poss	How Ball Obtained	Drive Began	# Play	Yds Gain	Yds Pen	Net Yds	1st Down	Last Scrm	How Given Up
1	15:00	14:44	0:16	Kickoff	KC 22	1	24	0	24	0	KC 22	Fumble
2	13:03	12:11	0:52	Punt	KC 35	2	36	29	65	3	* OAK 3	Touchdown
3	11:13	7:42	3:31	Fumble	OAK 49	8	54	-15	39	2	* OAK 10	Field Goal
4	3:50	1:28	2:22	Punt	KC 14	4	13	0	13	1	KC 27	Punt
5	13:02	7:02	6:00	Fumble	KC 30	12	48	-10	38	3	OAK 32	Field Goal
6	1:04	0:07	0:57	Kickoff	KC 18	5	82	0	82	3	* OAK 6	Touchdown
7	11:06	5:48	5:18	Kickoff	KC 25	11	75	0	75	5	* OAK 1	Touchdown
8	3:28	2:24	1:04	Kickoff	KC 20	3	3	0	3	0	KC 23	Punt
9	2:13	0:04	2:09	Fumble	KC 48	7	52	0	52	3	* OAK 13	Touchdown
10	10:41	9:18	1:23	Kickoff	KC 8	4	10	-9	1	0	KC 9	Punt
11	6:46	1:54	4:52	Kickoff	KC 25	10	75	0	75	5	* OAK 2	Touchdown
12	0:30	0:00	0:30	Kickoff	OAK 37	3	-3	0	-3	0	OAK 39	End of Game

(359) Average KC 30

Oakland Raiders

#	Time Recd	Time Lost	Time Poss	How Ball Obtained	Drive Began	# Play	Yds Gain	Yds Pen	Net Yds	1st Down	Last Scrm	How Given Up
1	14:44	13:03	1:41	Fumble	OAK 44	3	9	-10	-1	0	OAK 43	Punt
2	12:11	11:13	0:58	Kickoff	OAK 15	3	34	0	34	1	OAK 47	Fumble
3	7:42	3:50	3:52	Kickoff	OAK 40	6	7	0	7	1	OAK 47	Punt
4	1:28	13:02	3:26	Punt	OAK 38	9	32	0	32	3	KC 28	Fumble
5	7:02	1:04	5:58	Kickoff	OAK 25	11	74	1	75	5	* KC 1	Touchdown
6	0:07	0:00	0:07	Kickoff		0	0	0	0	0		End of Half
7	15:00	11:06	3:54	Kickoff	OAK 25	8	43	0	43	2	KC 32	Field Goal
8	5:48	3:28	2:20	Kickoff	OAK 32	6	73	-5	68	3	* KC 24	Touchdown
9	2:24	2:13	0:11	Punt	OAK 34	1	17	0	17	0	OAK 34	Fumble
10	0:04	10:41	4:23	Kickoff	OAK 25	10	75	0	75	6	* KC 1	Touchdown
11	9:18	6:46	2:32	Punt	OAK 46	6	37	17	54	4	* KC 9	Touchdown
12	1:54	0:30	1:24	Kickoff	OAK 25	8	44	5	49	3	KC 26	Field Goal

(349) Average OAK 32

* inside opponent's 20

Time of Possession by Quarter

Visitor	1st	2nd	3rd	4th	OT	Total
Kansas City Chiefs	7:01	6:57	8:31	6:45		29:14
Home Oakland Raiders	7:59	8:03	6:29	8:15		30:46

Kickoff Drive No.-Start Average

Chiefs: 6 - KC 20 Raiders: 7 - OAK 27

Kansas City Chiefs vs Oakland Raiders
12/2/2018 at Oakland-Alameda County Coliseum

Final Defensive Statistics

Kansas City Chiefs				Regular Defensive Plays								Special Teams					Misc			
	TKL	AST	COMB	SK	/ YDS	TFL	Q	IN	PD	FF	FR	TKL	AST	FF	FR	BL	TKL	AST	FF	FR
A.Hitchens	5	5	10	0	0	0	0	0	0	0	0	0	0	0	0	0	0	0	0	0
O.Scandrick	8	1	9	0	0	0	0	0	1	0	0	0	0	0	0	0	0	0	0	0
K.Fuller	7	1	8	0	0	0	0	0	0	1	0	0	0	0	0	0	0	0	0	0
R.Parker	6	1	7	0	0	0	0	0	0	0	0	0	0	0	0	0	0	0	0	0
A.Bailey	4	3	7	0.5	2	1	1	0	0	1	0	0	0	0	0	0	0	0	0	0
S.Nelson	5	1	6	0	0	0	0	0	0	0	0	0	0	0	0	0	0	0	0	0
D.Ford	3	2	5	1.5	6	1	3	0	0	1	0	0	0	0	0	0	0	0	0	0
C.Jones	3	1	4	1	6	1	1	0	0	0	0	0	0	0	0	0	0	0	0	0
R.Ragland	2	2	4	0	0	0	0	0	0	0	0	0	0	0	0	0	0	0	0	0
J.Houston	3	0	3	0	0	1	1	0	0	0	1	0	0	0	0	0	0	0	0	0
X.Williams	1	2	3	0	0	0	0	0	0	0	0	0	0	0	0	0	0	0	0	0
D.Sorensen	1	1	2	0	0	0	0	0	1	0	1	0	0	0	0	0	0	0	0	0
D.O'Daniel	1	1	2	0	0	0	0	0	0	0	1	0	0	0	0	0	0	0	0	0
J.Jenkins	1	0	1	0	0	0	0	0	0	1	0	0	0	0	0	0	0	0	0	0
B.Speaks	1	0	1	0	0	0	0	0	0	0	0	0	0	0	0	0	0	0	0	0
D.Nnadi	0	1	1	0	0	0	0	0	0	0	0	0	0	0	0	0	0	0	0	0
G.Dieter	0	0	0	0	0	0	0	0	0	0	0	1	0	0	0	0	0	0	0	0
F.Zombo	0	0	0	0	0	0	0	0	0	0	0	1	0	0	0	0	0	0	0	0
Dar.Williams	0	0	0	0	0	0	0	0	0	0	0	1	0	0	0	0	0	0	0	0
S.Ware	0	0	0	0	0	0	0	0	0	0	0	0	0	0	0	0	1	0	0	0
Total	51	22	73	3	14	4	6	0	2	4	3	3	0	0	0	0	1	0	0	0

TKL = Tackle AST = Assist COMB = Combined QH=QB Hit IN = Interception PD = Pass Defense FF = Forced Fumble FR = Fumble Recovery

Oakland Raiders				Regular Defensive Plays								Special Teams					Misc			
	TKL	AST	COMB	SK	/ YDS	TFL	QH	IN	PD	FF	FR	TKL	AST	FF	FR	BL	TKL	AST	FF	FR
T.Whitehead	7	0	7	0	0	0	1	0	0	1	0	0	0	0	0	0	0	0	0	0
N.Morrow	7	0	7	0	0	0	0	0	0	0	0	0	0	0	0	0	0	0	0	0
D.Worley	4	1	5	0	0	0	0	0	0	0	0	0	0	0	0	0	0	0	0	0
S.Calhoun	3	2	5	0	0	1	1	0	0	0	0	0	0	0	0	0	0	0	0	0
R.Nelson	3	1	4	0	0	0	0	0	0	0	0	0	0	0	0	0	0	0	0	0
F.Rucker	2	2	4	0	0	0	1	0	0	0	0	0	0	0	0	0	0	0	0	0
G.Conley	2	2	4	0	0	0	0	0	1	0	0	0	0	0	0	0	0	0	0	0
F.Brown	2	0	2	0	0	1	1	0	1	0	0	0	0	0	0	0	0	0	0	0
P.Hall	2	0	2	0	0	0	0	0	1	0	0	0	0	0	0	0	0	0	0	0
R.Melvin	2	0	2	0	0	0	0	0	0	0	0	0	0	0	0	0	0	0	0	0
N.Nelson	1	1	2	0	0	0	0	0	0	0	1	0	0	0	0	0	0	0	0	0
K.Joseph	1	1	2	0	0	0	0	0	0	0	0	1	0	0	0	0	0	0	0	0
C.McDonald	1	1	2	0	0	0	0	0	0	0	0	0	0	0	0	0	0	0	0	0
J.Hankins	1	1	2	0	0	0	0	0	0	0	0	0	0	0	0	0	0	0	0	0
M.Gilchrist	1	1	2	0	0	0	0	0	0	0	0	0	0	0	0	0	0	0	0	0
K.Wilber	0	1	1	0	0	0	0	0	0	0	0	0	0	0	0	0	0	0	0	0
M.Hurst	0	1	1	0	0	0	0	0	0	0	0	0	0	0	0	0	0	0	0	0
A.Key	0	0	0	0	0	0	1	0	0	0	0	0	0	0	0	1	0	0	0	0
D.Harris	0	0	0	0	0	0	0	0	0	0	0	1	1	0	0	0	0	0	0	0
D.Carlson	0	0	0	0	0	0	0	0	0	0	0	1	0	0	0	0	0	0	0	0
J.Richard	0	0	0	0	0	0	0	0	0	0	0	1	0	0	0	0	0	0	0	0
M.Lee	0	0	0	0	0	0	0	0	0	0	0	0	1	0	0	0	0	0	0	0
J.Cook	0	0	0	0	0	0	0	0	0	0	0	0	0	0	0	0	1	0	0	0
B.Parker	0	0	0	0	0	0	0	0	0	0	0	0	0	0	0	0	1	0	0	1
Total	39	15	54	0	0	2	5	0	3	1	1	4	2	0	0	1	2	0	0	1

First Half Summary

TIME OF POSSESSION

Chiefs	13:58
Raiders	16:02

Scoring Plays					
Team	Qtr	Time	Play Description (Extra Point) (Drive Info)	Visitor	Home
Chiefs	1	12:11	T.Kelce 3 yd. pass from P.Mahomes (H.Butker kick) (2-65, 0:52)	7	0
Chiefs	1	7:42	H.Butker 29 yd. Field Goal (8-39, 3:31)	10	0
Chiefs	2	7:02	H.Butker 50 yd. Field Goal (12-38, 6:00)	13	0
Raiders	2	1:04	D.Martin 1 yd. run (D.Carlson kick) (11-75, 5:58)	13	7
Chiefs	2	0:07	T.Kelce 6 yd. pass from P.Mahomes (kick blocked) (5-82, 0:57)	19	7

	Kansas City Chiefs	Oakland Raiders
TOTAL FIRST DOWNS	12	10
First Downs Rushing-Passing-by Penalty	4 - 7 - 1	4 - 5 - 1
THIRD DOWN EFFICIENCY	2-5-40%	4-6-67%
TOTAL NET YARDS	257	156
Total Offensive Plays	30	32
NET YARDS RUSHING	97	44
NET YARDS PASSING	160	112
Gross Yards Passing	160	116
Times thrown-yards lost attempting to pass	0-0	1-4
Pass Attempts-Completions-Had Intercepted	18 - 13 - 0	16 - 13 - 0
Punts-Number and Average	1 - 35	2 - 30.5
Penalties-Number and Yards	6 - 46	5 - 59
Fumbles-Number and Lost	1 - 1	2 - 2
Red Zone Efficiency	2-3-67%	1-1-100%
Average Drive Start	KC 28	OAK 32

Kansas City Chiefs										Oakland Raiders																	
RUSHING						ATT	YDS	AVG	LG	TD	RUSHING						ATT	YDS	AVG	LG	TD						
P.Mahomes						3	36	12.0	28	0	D.Martin						11	29	2.6	8	1						
T.Hill						1	33	33.0	33	0	D.Carr						1	8	8.0	8	0						
S.Ware						6	19	3.2	17	0	J.Richard						1	7	7.0	7	0						
Dam. Williams						2	9	4.5	6	0	D.Washington						2	0	0.0	2	0						
Total						12	97	8.1	33	0	Total						15	44	2.9	8	1						
PASSING						ATT	CMP	YDS	SK/YD	TD	LG	IN	RT	PASSING						ATT	CMP	YDS	SK/YD	TD	LG	IN	RT
P.Mahomes						18	13	160	0/0	2	38	0	136.3	D.Carr						16	13	116	1/4	0	29	0	96.9
Total						18	13	160	0/0	2	38	0	136.3	Total						16	13	116	1/4	0	29	0	96.9
PASS RECEIVING						TAR	REC	YDS	AVG	LG	TD	PASS RECEIVING						TAR	REC	YDS	AVG	LG	TD				
T.Kelce						7	7	95	13.6	25	2	J.Cook						5	4	46	11.5	29	0				
Dam. Williams						2	2	7	3.5	6	0	J.Nelson						5	4	30	7.5	24	0				
D.Robinson						1	1	38	38.0	38	0	S.Roberts						3	2	22	11.0	16	0				
D.Harris						3	1	10	10.0	10	0	D.Harris						1	1	9	9.0	9	0				
C.Conley						1	1	5	5.0	5	0	M.Ateman						1	1	7	7.0	7	0				
S.Ware						1	1	5	5.0	5	0	D.Martin						1	1	2	2.0	2	0				
G.Dieter						1	0	0	0.0	0	0																
T.Hill						1	0	0	0.0	0	0																
Total						17	13	160	12.3	38	2	Total						16	13	116	8.9	29	0				

Kansas City Chiefs	Regular Defensive Plays											Special Teams					Misc			
	TKL	AST	COMB	SK	/ YDS	TFL	Q	IN	PD	FF	FR	TKL	AST	FF	FR	BL	TKL	AST	FF	FR
K.Fuller	4	1	5	0	0	0	0	0	0	0	0	0	0	0	0	0	0	0	0	0
S.Nelson	4	1	5	0	0	0	0	0	0	0	0	0	0	0	0	0	0	0	0	0
A.Hitchens	3	2	5	0	0	0	0	0	0	0	0	0	0	0	0	0	0	0	0	0
J.Houston	3	0	3	0	0	1	0	0	0	0	0	1	0	0	0	0	0	0	0	0
Total	14	4	18	0	0	1	0	0	0	0	0	1	0	0	0	0	0	0	0	0

First Half Summary

Play By Play

First Quarter

12/2/2018

OAK wins the coin toss and elects to defer. KC elects to Receive, and OAK elects to defend the south goal.

Raiders Captains: #4 D.Carr, #27 R.Nelson, #58 K.Wilber, #61 R.Hudson, #98 F.Rucker Chiefs Captains: #11 D.Robinson, #77 A.Wylie, #94 J.Jenkins

D.Carlson kicks 62 yards from OAK 35 to KC 3. Tr. Smith to KC 22 for 19 yards (D.Harris).

Kansas City Chiefs at 15:00, (1st play from scrimmage 14:56)

1-10-KC 22 (14:56) (Shotgun) P.Mahomes pass short middle to T.Kelce to KC 46 for 24 yards (T.Whitehead). FUMBLES (T.Whitehead), touched at KC 49, RECOVERED by OAK-N.Nelson at OAK 44. N.Nelson to OAK 44 for no gain (S.Ware).

Oakland Raiders at 14:44

1-10-OAK 44 (14:44) D.Martin left guard to OAK 46 for 2 yards (A.Hitchens).
 2-8-OAK 46 (14:23) (No Huddle, Shotgun) D.Carr pass short right to J.Nelson pushed ob at OAK 47 for 1 yard (K.Fuller).
 3-7-OAK 47 (13:47) (Shotgun) D.Carr pass short middle to S.Roberts to KC 47 for 6 yards (R.Parker).
 4-1-KC 47 (13:30) D.Martin up the middle to KC 37 for 10 yards (R.Ragland).
PENALTY on OAK-R.Hudson, Offensive Holding, 10 yards, enforced at KC 47 - No Play.
 4-11-OAK 43 (13:09) J.Townsend punts 22 yards to KC 35, Center-T.Sieg, out of bounds.

Kansas City Chiefs at 13:03

1-10-KC 35 (13:03) T.Hill left end ran ob at OAK 32 for 33 yards (G.Conley). R1
1-10-OAK 32 (12:21) (Shotgun) P.Mahomes pass incomplete deep left to C.Conley. X2
PENALTY on OAK-N.Nelson, Defensive Pass Interference, 26 yards, enforced at OAK 32 - No Play.
1-6-OAK 6 (12:16) *PENALTY on OAK-A.Key, Neutral Zone Infraction, 3 yards, enforced at OAK 6 - No Play.*
 1-3-OAK 3 (12:16) **P.Mahomes pass short right to T.Kelce for 3 yards, TOUCHDOWN.** P3
 H.Butker extra point is GOOD, Center-J.Winchester, Holder-D.Colquitt.

KC 7 OAK 0, 2 plays, 65 yards, 2 penalties, 0:52 drive, 2:49 elapsed

H.Butker kicks 63 yards from KC 35 to OAK 2. D.Harris to OAK 25 for 23 yards (G.Dieter).

PENALTY on OAK-K.Wilber, Offensive Holding, 10 yards, enforced at OAK 25.

Oakland Raiders at 12:11, (1st play from scrimmage 12:05)

1-10-OAK 15 (12:05) (Shotgun) D.Carr pass deep left to J.Nelson pushed ob at OAK 39 for 24 yards (S.Nelson). P1
1-10-OAK 39 (11:44) (No Huddle, Shotgun) D.Carr left end ran ob at OAK 47 for 8 yards (S.Nelson).
 2-2-OAK 47 (11:23) D.Martin left tackle to OAK 49 for 2 yards (A.Bailey). FUMBLES (A.Bailey), RECOVERED by KC-J.Houston at OAK 49. J.Houston to OAK 49 for no gain (J.Cook).

Kansas City Chiefs at 11:13

1-10-OAK 49 (11:13) (Shotgun) S.Ware up the middle to OAK 47 for 2 yards (F.Rucker).
 2-8-OAK 47 (10:37) (Shotgun) P.Mahomes scrambles left tackle ran ob at OAK 19 for 28 yards (N.Nelson). R4
PENALTY on KC-C.Erving, Unnecessary Roughness, 15 yards, enforced at OAK 19.
1-10-OAK 34 (10:01) (Shotgun) P.Mahomes pass incomplete deep right.
 2-10-OAK 34 (9:58) S.Ware up the middle to OAK 17 for 17 yards (T.Whitehead, N.Nelson). R5
1-10-OAK 17 (9:14) (Shotgun) P.Mahomes pass incomplete deep left to D.Harris (G.Conley).
 2-10-OAK 17 (9:10) P.Mahomes pass short left to Dam. Williams to OAK 11 for 6 yards (T.Whitehead).
 3-4-OAK 11 (8:26) (Shotgun) P.Mahomes pass short left to Dam. Williams to OAK 10 for 1 yard (N.Morrow).
 4-3-OAK 10 (7:45) **H.Butker 29 yard field goal is GOOD, Center-J.Winchester, Holder-D.Colquitt.**

KC 10 OAK 0, 8 plays, 39 yards, 3:31 drive, 7:18 elapsed

H.Butker kicks 64 yards from KC 35 to OAK 1, out of bounds.

Oakland Raiders at 7:42

1-10-OAK 40 (7:42) (Shotgun) D.Carr pass short left to J.Cook to OAK 45 for 5 yards (R.Ragland).
 2-5-OAK 45 (7:09) D.Washington left guard to OAK 47 for 2 yards (C.Jones, A.Bailey).
 3-3-OAK 47 (6:27) (Shotgun) D.Carr pass short left to J.Nelson to 50 for 3 yards (S.Nelson). P2
1-10-50 (5:48) D.Martin left tackle to OAK 49 for -1 yards (J.Houston).
 2-11-OAK 49 (5:10) (Shotgun) D.Carr pass short left to D.Martin to KC 49 for 2 yards (S.Nelson).
 3-9-KC 49 (4:35) (Shotgun) D.Carr sacked at OAK 47 for -4 yards (sack split by A.Bailey and D.Ford).
 4-13-OAK 47 (3:57) J.Townsend punts 39 yards to KC 14, Center-T.Sieg, fair catch by T.Hill.

Kansas City Chiefs at 3:50

1-10-KC 14 (3:50) P.Mahomes pass short right to D.Harris to KC 24 for 10 yards (R.Melvin). P6
1-10-KC 24 (3:09) (Shotgun) S.Ware right end to KC 22 for -2 yards (S.Calhoun).

Kansas City Chiefs vs Oakland Raiders at Oakland-Alameda County Coliseum

- 2-12-KC 22(2:28) (Shotgun) P.Mahomes pass short left to S.Ware to KC 27 for 5 yards (G.Conley).
- 3-7-KC 27(1:41) (Shotgun) P.Mahomes pass incomplete short middle to D.Harris.
- 4-7-KC 27(1:37) D.Colquitt punts 35 yards to OAK 38, Center-J.Winchester, downed by KC-D.Harris.

Oakland Raiders at 1:28

- 1-10-OAK 38(1:28) D.Carr pass incomplete short right to J.Cook.
- 2-10-OAK 38(1:25) (Shotgun) D.Martin up the middle to OAK 46 for 8 yards (R.Parker, A.Hitchens).
- 3-2-OAK 46(:53) (Shotgun) D.Martin left tackle to OAK 49 for 3 yards (R.Ragland).
- 1-10-OAK 49(:29) (No Huddle) D.Carr pass incomplete short middle to S.Roberts.
- 2-10-OAK 49(:26) (Shotgun) D.Carr pass short middle to J.Cook to KC 39 for 12 yards (A.Hitchens, K.Fuller).

R3

P4

END OF QUARTER

	Score	Time Poss	First Downs				Efficiencies	
			R	P	X	T	3 Down	4 Down
Kansas City Chiefs	10	7:01	3	2	1	6	0/2	0/0
Oakland Raiders	0	7:59	1	3	0	4	2/4	0/0

Second Quarter

12/2/2018

Play By Play

Oakland Raiders continued.

<u>1-10-KC 39</u>	(15:00) D.Carr pass short right to J.Nelson ran ob at KC 37 for 2 yards (K.Fuller).	
2-8-KC 37	(14:28) J.Richard right guard to KC 30 for 7 yards (J.Houston).	
3-1-KC 30	(13:51) (Shotgun) D.Martin left guard to KC 28 for 2 yards (R.Ragland; X.Williams).	R5
<u>1-10-KC 28</u>	(13:12) D.Washington left tackle to KC 30 for -2 yards (J.Jenkins). FUMBLES (J.Jenkins), RECOVERED by KC-D.O'Daniel at KC 30.	

Kansas City Chiefs at 13:02

1-10-KC 30	(13:02) (Shotgun) S.Ware right tackle to KC 27 for -3 yards (F.Brown, F.Rucker).	
2-13-KC 27	(12:24) (Shotgun) S.Ware right tackle to KC 31 for 4 yards (P.Hall, R.Nelson).	
3-9-KC 31	(11:39) (Shotgun) P.Mahomes pass short right to T.Kelce to KC 44 for 13 yards (S.Calhoun). KC-E.Fisher was injured during the play. His return is Probable. <i>Penalty on OAK-F.Brown, Defensive Offside, declined.</i>	P7
<u>1-10-KC 44</u>	(11:17) <i>PENALTY on KC-C.Erving, False Start, 5 yards, enforced at KC 44 - No Play.</i>	
1-15-KC 39	(11:00) P.Mahomes pass incomplete deep middle to T.Hill.	
2-15-KC 39	(10:53) (Shotgun) P.Mahomes pass incomplete deep right to G.Dieter [A.Key].	
3-15-KC 39	(10:46) (Shotgun) P.Mahomes pass deep left to T.Kelce ran ob at OAK 45 for 16 yards.	P8
<u>1-10-OAK 45</u>	(10:08) (Shotgun) P.Mahomes scrambles right end ran ob at OAK 39 for 6 yards (C.McDonald).	
2-4-OAK 39	(9:34) Dam. Williams right tackle to OAK 33 for 6 yards (R.Melvin).	R9
<u>1-10-OAK 33</u>	(8:53) (Shotgun) Dam. Williams left tackle to OAK 30 for 3 yards (J.Hankins, C.McDonald).	
2-7-OAK 30	(8:14) S.Ware right tackle to OAK 29 for 1 yard (F.Brown).	
3-6-OAK 29	(7:31) (Shotgun) P.Mahomes scrambles left end to OAK 27 for 2 yards. P.Mahomes pass deep left to D.Harris to OAK 7 for 20 yards (G.Conley). <i>PENALTY on KC-P.Mahomes, Illegal Forward Pass, 5 yards, enforced at OAK 27.</i>	
4-9-OAK 32	(7:07) H.Butker 50 yard field goal is GOOD, Center-J.Winchester, Holder-D.Colquitt.	

KC 13 OAK 0, 12 plays, 38 yards, 6:00 drive, 7:58 elapsed

H.Butker kicks 65 yards from KC 35 to end zone, Touchback.

Oakland Raiders at 7:02

1-10-OAK 25	(7:02) D.Martin left guard to OAK 32 for 7 yards (D.Ford).	
2-3-OAK 32	(6:27) D.Carr pass deep left to J.Cook pushed ob at KC 39 for 29 yards (K.Fuller).	P6
<u>1-10-KC 39</u>	(5:45) (Shotgun) D.Carr pass short right to J.Nelson pushed ob at KC 33 for 6 yards (O.Scandrick). <i>PENALTY on OAK-M.Ateman, Offensive Pass Interference, 10 yards, enforced at KC 39 - No Play.</i>	
1-20-KC 49	(5:19) (Shotgun) D.Carr pass short right to J.Cook to KC 49 for no gain (R.Parker) [D.Ford].	
2-20-KC 49	(4:38) (Shotgun) D.Carr pass short right to M.Ateman to KC 42 for 7 yards (O.Scandrick).	
3-13-KC 42	(3:57) (Shotgun) D.Carr pass short middle to S.Roberts to KC 26 for 16 yards (K.Fuller).	P7
<u>1-10-KC 26</u>	(3:23) (Shotgun) D.Carr pass short left to D.Harris to KC 17 for 9 yards (S.Nelson; A.Hitchens).	
2-1-KC 17	(2:40) D.Martin up the middle to KC 12 for 5 yards (A.Hitchens).	R8
<u>1-10-KC 12</u>	(2:03) (Shotgun) <i>PENALTY on KC-D.Ford, Neutral Zone Infraction, 5 yards, enforced at KC 12 - No Play.</i>	

Two-Minute Warning

1-5-KC 7	(2:00) D.Martin left tackle to KC 7 for no gain (C.Jones).	
2-5-KC 7	(1:20) (Shotgun) D.Carr pass incomplete short middle to J.Nelson. <i>Penalty on OAK-J.Cook, Unsportsmanlike Conduct, offsetting.</i> <i>Penalty on KC-E.Murray, Unsportsmanlike Conduct, offsetting.</i>	
3-5-KC 7	(1:15) (Shotgun) D.Carr pass incomplete short right to S.Roberts. <i>PENALTY on KC-K.Fuller, Defensive Pass Interference, 6 yards, enforced at KC 7 - No Play.</i>	X9
<u>1-1-KC 1</u>	(1:12) J.Feliciano and C.McDonald reported in as eligible. D.Martin up the middle to KC 1 for no gain (J.Houston, C.Jones). Timeout #1 by KC at 01:07.	
2-1-KC 1	(1:07) C.McDonald and J.Feliciano reported in as eligible. D.Martin up the middle for 1 yard, TOUCHDOWN. D.Carlson extra point is GOOD, Center-T.Sieg, Holder-J.Townsend.	R10

KC 13 OAK 7, 11 plays, 75 yards, 2 penalties, 5:58 drive, 13:56 elapsed

D.Carlson kicks 60 yards from OAK 35 to KC 5. Tr. Smith to KC 48 for 43 yards (D.Carlson).

PENALTY on KC-G.Dieter, Offensive Holding, 10 yards, enforced at KC 28.

Kansas City Chiefs at 1:04, (1st play from scrimmage 0:55)

1-10-KC 18	(:55) (Shotgun) P.Mahomes pass short left to C.Conley to KC 23 for 5 yards (N.Morrow).	
2-5-KC 23	(:41) (No Huddle, Shotgun) P.Mahomes pass deep middle to T.Kelce to KC 48 for 25 yards (R.Nelson) [S.Calhoun].	P10

Kansas City Chiefs vs Oakland Raiders at Oakland-Alameda County Coliseum

Timeout #2 by KC at 00:31.

1-10-KC 48 (:31) (Shotgun) P.Mahomes pass short right to T.Kelce to OAK 44 for 8 yards (N.Morrow).

Timeout #3 by KC at 00:24.

2-2-OAK 44 (:24) (Shotgun) P.Mahomes pass deep right to D.Robinson ran ob at OAK 6 for 38 yards (D.Worley).

P11

1-6-OAK 6 (:12) (Shotgun) P.Mahomes pass short right to T.Kelce for 6 yards, TOUCHDOWN.

P12

Timeout #1 by OAK at 00:07. Raiders charged with a Timeout for throwing the challenge flag under two (2) minutes.

H.Butker extra point is Blocked (A.Key), Center-J.Winchester, Holder-D.Colquitt.

KC 19 OAK 7, 5 plays, 82 yards, 0:57 drive, 14:53 elapsed

H.Butker kicks 54 yards from KC 35 to OAK 11. D.Harris to OAK 23 for 12 yards (F.Zombo).

END OF QUARTER

	Score	Time Poss	First Downs				Efficiencies	
			R	P	X	T	3 Down	4 Down
Kansas City Chiefs	19	6:57	1	5	0	6	2/3	0/0
Oakland Raiders	7	8:03	3	2	1	6	2/2	0/0

Play By Play

Third Quarter

12/2/2018

OAK elects to Receive, and KC elects to defend the North goal.

H.Butker kicks 65 yards from KC 35 to end zone, Touchback.

Oakland Raiders at 15:00

1-10-OAK 25	(15:00) D.Martin right guard to OAK 26 for 1 yard (A.Hitchens, D.Nnadi).	
2-9-OAK 26	(14:32) (Shotgun) D.Carr pass short left to J.Nelson pushed ob at OAK 28 for 2 yards (K.Fuller).	
3-7-OAK 28	(14:01) (Shotgun) D.Carr pass short left to J.Richard to OAK 36 for 8 yards (S.Nelson).	P11
<u>1-10-OAK 36</u>	(13:18) J.Richard left end to KC 34 for 30 yards (R.Parker).	R12
<u>1-10-KC 34</u>	(12:29) (Shotgun) D.Carr pass short right to S.Roberts pushed ob at KC 31 for 3 yards (O.Scandrick).	
2-7-KC 31	(12:04) (No Huddle, Shotgun) D.Carr sacked at KC 37 for -6 yards (D.Ford). FUMBLES (D.Ford) [D.Ford], touched at KC 35, recovered by OAK-B.Parker at KC 32. B.Parker to KC 32 for no gain (A.Bailey).	
3-8-KC 32	(11:19) (Shotgun) D.Carr pass incomplete deep middle to M.Ateman (O.Scandrick).	
4-8-KC 32	(11:10) D.Carlson 50 yard field goal is GOOD, Center-T.Sieg, Holder-J.Townsend.	

KC 19 OAK 10, 8 plays, 43 yards, 3:54 drive, 3:54 elapsed

D.Carlson kicks 65 yards from OAK 35 to end zone, Touchback.

Kansas City Chiefs at 11:06

1-10-KC 25	(11:06) S.Ware left end ran ob at KC 28 for 3 yards (N.Morrow).	
2-7-KC 28	(10:34) (Shotgun) P.Mahomes pass short middle to T.Hill to KC 41 for 13 yards (T.Whitehead, G.Conley).	P13
<u>1-10-KC 41</u>	(9:57) S.Ware right tackle to OAK 46 for 13 yards (N.Morrow, D.Worley).	R14
<u>1-10-OAK 46</u>	(9:16) (Shotgun) P.Mahomes pass short left to T.Kelce pushed ob at OAK 38 for 8 yards (T.Whitehead).	
2-2-OAK 38	(8:42) (Shotgun) Dam. Williams right tackle pushed ob at OAK 21 for 17 yards (D.Worley).	R15
<u>1-10-OAK 21</u>	(8:06) P.Mahomes pass incomplete short middle to C.Conley [F.Brown].	
2-10-OAK 21	(8:01) (Shotgun) P.Mahomes pass short right to D.Harris pushed ob at OAK 5 for 16 yards (D.Worley).	P16
<u>1-5-OAK 5</u>	(7:21) (Shotgun) P.Mahomes pass incomplete short right to T.Hill.	
2-5-OAK 5	(7:17) Backward Pass (Shotgun) T.Hill right end pushed ob at OAK 1 for 4 yards (N.Morrow).	
3-1-OAK 1	(6:41) S.Ware up the middle to OAK 1 for no gain (K.Joseph; F.Rucker).	
4-1-OAK 1	(5:52) (Shotgun) Direct snap to S.Ware. S.Ware up the middle for 1 yard, TOUCHDOWN.	R17
	H.Butker extra point is GOOD, Center-J.Winchester, Holder-D.Colquitt.	

KC 26 OAK 10, 11 plays, 75 yards, 5:18 drive, 9:12 elapsed

H.Butker kicks 64 yards from KC 35 to OAK 1. D.Harris to OAK 32 for 31 yards (Dar.Williams).

Oakland Raiders at 5:48, (1st play from scrimmage 5:41)

1-10-OAK 32	(5:41) D.Carr pass short right to J.Nelson to OAK 38 for 6 yards (O.Scandrick).	
2-4-OAK 38	(5:12) (Shotgun) D.Carr pass incomplete deep right to M.Ateman.	
3-4-OAK 38	(5:08) (Shotgun) D.Carr pass deep right to J.Cook pushed ob at KC 42 for 20 yards (R.Parker).	P13
<u>1-10-KC 42</u>	(4:37) (No Huddle, Shotgun) J.Richard right tackle to KC 19 for 23 yards (A.Hitchens, O.Scandrick).	R14
<u>1-10-KC 19</u>	(4:08) (No Huddle, Shotgun) J.Richard right tackle to KC 9 for 10 yards (A.Hitchens).	
	<i>PENALTY on OAK, Illegal Shift, 5 yards, enforced at KC 19 - No Play.</i>	
1-15-KC 24	(3:39) (Shotgun) D.Carr pass incomplete deep left to S.Roberts.	
2-15-KC 24	(3:33) (Shotgun) D.Carr pass deep middle to J.Cook for 24 yards, TOUCHDOWN.	P15
	TWO-POINT CONVERSION ATTEMPT. J.Richard rushes up the middle. ATTEMPT FAILS.	

KC 26 OAK 16, 6 plays, 68 yards, 2:20 drive, 11:32 elapsed

D.Carlson kicks 64 yards from OAK 35 to KC 1. Tr. Smith to KC 20 for 19 yards (D.Harris; M.Lee).

Kansas City Chiefs at 3:28, (1st play from scrimmage 3:21)

1-10-KC 20	(3:21) P.Mahomes pass incomplete short right to D.Harris [F.Rucker].	
2-10-KC 20	(3:17) (Shotgun) S.Ware left tackle to KC 23 for 3 yards (P.Hall, K.Wilber).	
3-7-KC 23	(2:37) (Shotgun) P.Mahomes pass incomplete deep right to T.Hill.	
4-7-KC 23	(2:32) D.Colquitt punts 43 yards to OAK 34, Center-J.Winchester, fair catch by J.Richard.	

Oakland Raiders at 2:24

1-10-OAK 34	(2:24) (Shotgun) J.Richard right tackle to KC 49 for 17 yards (K.Fuller). FUMBLES (K.Fuller), RECOVERED by KC-D.Sorensen at KC 48. D.Sorensen to KC 48 for no gain (B.Parker).	
-------------	--	--

Kansas City Chiefs at 2:13

1-10-KC 48	(2:13) (Shotgun) P.Mahomes pass incomplete deep middle to T.Hill.	
2-10-KC 48	(2:07) (Shotgun) P.Mahomes pass short middle to T.Kelce to OAK 43 for 9 yards (D.Worley).	

Kansas City Chiefs vs Oakland Raiders at Oakland-Alameda County Coliseum

3-1-OAK 43	(1:26) (Shotgun) P.Mahomes left tackle to OAK 41 for 2 yards (T.Whitehead).	R18
<u>1-10-OAK 41</u>	(:44) (Shotgun) P.Mahomes pass incomplete deep left to C.Conley.	
2-10-OAK 41	(:38) (Shotgun) P.Mahomes pass incomplete short left to T.Hill (F.Brown).	
3-10-OAK 41	(:33) (Shotgun) P.Mahomes pass deep right to T.Kelce for 41 yards, TOUCHDOWN. Penalty on OAK-23-N.Nelson, Defensive Offside, declined. The Replay Official reviewed the runner was not down by contact ruling, and the play was REVERSED. (Shotgun) P.Mahomes pass deep right to T.Kelce to OAK 13 for 28 yards (R.Nelson). Penalty on OAK-N.Nelson, Defensive Offside, declined.	P19
<u>1-10-OAK 13</u>	(:09) P.Mahomes pass short right to D.Harris for 13 yards, TOUCHDOWN. H.Butker extra point is GOOD, Center-J.Winchester, Holder-D.Colquitt.	P20

KC 33 OAK 16, 7 plays, 52 yards, 2:09 drive, 14:56 elapsed

H.Butker kicks 65 yards from KC 35 to end zone, Touchback.

Oakland Raiders at 0:04

1-10-OAK 25 (:04) (Shotgun) D.Martin up the middle to OAK 32 for 7 yards (X.Williams; D.Ford).

END OF QUARTER

	Score	Time Poss	First Downs				Efficiencies	
			R	P	X	T	3 Down	4 Down
Kansas City Chiefs	33	8:31	4	4	0	8	2/4	1/1
Oakland Raiders	16	6:29	2	3	0	5	2/3	0/0

Play By Play

Fourth Quarter

12/2/2018

Oakland Raiders continued.

2-3-OAK 32	(15:00) (Shotgun) D.Martin right end to OAK 36 for 4 yards (A.Hitchens; R.Ragland).	R16
<u>1-10-OAK 36</u>	(14:30) (No Huddle, Shotgun) D.Martin right tackle pushed ob at KC 47 for 17 yards (O.Scandrick).	R17
<u>1-10-KC 47</u>	(14:01) (Shotgun) D.Carr pass short right to J.Nelson to KC 34 for 13 yards (O.Scandrick).	P18
<u>1-10-KC 34</u>	(13:36) (No Huddle, Shotgun) J.Richard right end to KC 32 for 2 yards (O.Scandrick, A.Hitchens).	
2-8-KC 32	(12:56) (Shotgun) D.Carr pass short right to D.Martin to KC 28 for 4 yards (O.Scandrick, A.Bailey).	
3-4-KC 28	(12:17) (Shotgun) D.Carr pass short middle to J.Nelson to KC 19 for 9 yards (D.O'Daniel).	P19
<u>1-10-KC 19</u>	(11:52) (No Huddle, Shotgun) J.Richard right tackle to KC 3 for 16 yards (B.Speaks).	R20
<u>1-3-KC 3</u>	(11:21) (Shotgun) D.Martin up the middle to KC 1 for 2 yards (X.Williams).	
2-1-KC 1	(10:45) J.Feliciano and C.McDonald reported in as eligible. D.Carr pass short right to L.Smith for 1 yard, TOUCHDOWN [J.Houston].	P21
	<i>Penalty on KC-R.Parker, Defensive Holding, declined.</i>	
	D.Carlson extra point is GOOD, Center-T.Sieg, Holder-J.Townsend.	

KC 33 OAK 23, 10 plays, 75 yards, 4:23 drive, 4:19 elapsed

D.Carlson kicks 64 yards from OAK 35 to KC 1. Tr. Smith to KC 15 for 14 yards (K.Joseph).

*PENALTY on KC-B.Niemann, Offensive Holding, 7 yards, enforced at KC 15.***Kansas City Chiefs at 10:41, (1st play from scrimmage 10:35)**

1-10-KC 8	(10:35) Dam. Williams right tackle to KC 15 for 7 yards (F.Rucker).	
2-3-KC 15	(10:00) (Shotgun) P.Mahomes pass short left to T.Kelce pushed ob at KC 21 for 6 yards (M.Gilchrist).	
	<i>PENALTY on KC-C.Conley, Offensive Holding, 9 yards, enforced at KC 18.</i>	
2-9-KC 9	(9:35) (Shotgun) P.Mahomes pass incomplete short right to C.Conley.	
3-9-KC 9	(9:31) (Shotgun) P.Mahomes pass incomplete short right to C.Conley [T.Whitehead].	
4-9-KC 9	(9:25) D.Colquitt punts 45 yards to OAK 46, Center-J.Winchester, fair catch by D.Harris.	

Oakland Raiders at 9:18

1-10-OAK 46	(9:18) (Shotgun) D.Martin right tackle to OAK 44 for -2 yards (D.Ford).	
2-12-OAK 44	(8:44) (Shotgun) D.Carr pass incomplete deep right to J.Nelson.	
	<i>PENALTY on KC-O.Scandrick, Defensive Pass Interference, 17 yards, enforced at OAK 44 - No Play.</i>	X22
<u>1-10-KC 39</u>	(8:40) (Shotgun) D.Carr pass deep right to J.Nelson pushed ob at KC 19 for 20 yards (O.Scandrick).	P23
<u>1-10-KC 19</u>	(8:24) (No Huddle) D.Martin up the middle to KC 16 for 3 yards (A.Bailey, D.O'Daniel).	
2-7-KC 16	(7:39) (Shotgun) D.Washington up the middle to KC 9 for 7 yards (A.Bailey, A.Hitchens).	R24
<u>1-9-KC 9</u>	(6:56) D.Carr pass incomplete short left.	
2-9-KC 9	(6:49) (Shotgun) D.Carr pass short left to M.Ateman for 9 yards, TOUCHDOWN.	P25
	D.Carlson extra point is GOOD, Center-T.Sieg, Holder-J.Townsend.	

KC 33 OAK 30, 6 plays, 54 yards, 1 penalty, 2:32 drive, 8:14 elapsed

D.Carlson kicks 65 yards from OAK 35 to end zone, Touchback.

Kansas City Chiefs at 6:46

1-10-KC 25	(6:46) (Shotgun) P.Mahomes scrambles left end to KC 33 for 8 yards (N.Morrow).	
	<i>PENALTY on OAK-G.Conley, Defensive Holding, 5 yards, enforced at KC 33.</i>	X21
<u>1-10-KC 38</u>	(6:20) (Shotgun) P.Mahomes left end ran ob at KC 47 for 9 yards (K.Joseph).	
2-1-KC 47	(5:48) S.Ware left tackle to OAK 47 for 6 yards (F.Rucker).	
	<i>PENALTY on KC-M.Morse, Offensive Holding, 10 yards, enforced at KC 47 - No Play.</i>	
2-11-KC 37	(5:30) (Shotgun) S.Ware right tackle to KC 43 for 6 yards (T.Whitehead).	
3-5-KC 43	(4:47) (Shotgun) P.Mahomes pass incomplete deep right to T.Hill (R.Melvin).	
	<i>PENALTY on OAK-F.Brown, Defensive Offside, 5 yards, enforced at KC 43 - No Play.</i>	X22
<u>1-10-KC 48</u>	(4:38) (Shotgun) P.Mahomes pass short left to C.Conley to OAK 34 for 18 yards (M.Gilchrist; G.Conley).	P23
<u>1-10-OAK 34</u>	(3:55) (Shotgun) Dam. Williams left tackle to OAK 29 for 5 yards (J.Hankins; S.Calhoun).	
2-5-OAK 29	(3:09) S.Ware left guard to OAK 29 for no gain (M.Hurst; S.Calhoun).	
3-5-OAK 29	(2:25) (Shotgun) P.Mahomes pass deep right to T.Kelce to OAK 4 for 25 yards (R.Nelson).	P24
	Timeout #1 by OAK at 02:07.	
<u>1-4-OAK 4</u>	(2:07) S.Ware right tackle to OAK 2 for 2 yards (S.Calhoun).	

Two-Minute Warning

Kansas City Chiefs vs Oakland Raiders at Oakland-Alameda County Coliseum

2-2-OAK 2 (2:00) (Shotgun) P.Mahomes pass incomplete short middle to T.Kelce (P.Hall).

3-2-OAK 2 (1:57) (Shotgun) P.Mahomes pass short middle to C.Conley for 2 yards, TOUCHDOWN.

P25

H.Butker extra point is GOOD, Center-J.Winchester, Holder-D.Colquitt.

KC 40 OAK 30, 10 plays, 75 yards, 2 penalties, 4:52 drive, 13:06 elapsed

H.Butker kicks 65 yards from KC 35 to end zone, Touchback.

Oakland Raiders at 1:54

1-10-OAK 25 (1:54) (Shotgun) D.Carr sacked at OAK 19 for -6 yards (C.Jones).

2-16-OAK 19 (1:28) (Shotgun) D.Carr pass short right to J.Cook pushed ob at OAK 29 for 10 yards (K.Fuller).

3-6-OAK 29 (1:23) (Shotgun) D.Carr pass short middle to J.Richard to OAK 44 for 15 yards (D.Sorensen; R.Parker).

P26

1-10-OAK 44 (1:04) (No Huddle, Shotgun) D.Carr pass incomplete short middle to J.Richard (D.Sorensen).

2-10-OAK 44 (1:00) (Shotgun) D.Carr pass incomplete deep middle to S.Roberts.

3-10-OAK 44 (:53) (Shotgun) D.Carr pass short right to J.Nelson to KC 39 for 17 yards (D.Sorensen).

P27

1-10-KC 39 (:41) D.Carr spiked the ball to stop the clock.

PENALTY on KC-C.Jones, Defensive Offside, 5 yards, enforced at KC 39 - No Play.

1-5-KC 34 (:39) (Shotgun) D.Carr pass short right to J.Richard ran ob at KC 26 for 8 yards (R.Parker).

P28

1-10-KC 26 (:34) D.Carlson 44 yard field goal is GOOD, Center-T.Sieg, Holder-J.Townsend.

KC 40 OAK 33, 8 plays, 49 yards, 1 penalty, 1:24 drive, 14:30 elapsed

D.Carlson kicks onside 7 yards from OAK 35 to OAK 42. C.Conley to OAK 37 for 5 yards (J.Richard).

Kansas City Chiefs at 0:30, (1st play from scrimmage 0:28)

1-10-OAK 37 (:28) P.Mahomes kneels to OAK 38 for -1 yards.

Timeout #2 by OAK at 00:26.

2-11-OAK 38 (:26) P.Mahomes kneels to OAK 39 for -1 yards.

Timeout #3 by OAK at 00:24.

3-12-OAK 39 (:24) P.Mahomes kneels to OAK 40 for -1 yards.

END OF QUARTER

		Time	First Downs				Efficiencies	
	Score	Poss	R	P	X	T	3 Down	4 Down
Kansas City Chiefs	40	6:45	0	3	2	5	2/4	0/0
Oakland Raiders	33	8:15	4	8	1	13	3/3	0/0

Miscellaneous Statistics Report

Kansas City Chiefs vs Oakland Raiders 12/2/2018 at Oakland-Alameda County Coliseum

Ten Longest Plays for Kansas City Chiefs

Yards	Qtr	Play Start	Play Description
38	2	2-2-OAK 44	(:24) (Shotgun) P.Mahomes pass deep right to D.Robinson ran ob at OAK 6 for 38 yards (D.Worley).
33	1	1-10-KC 35	(13:03) T.Hill left end ran ob at OAK 32 for 33 yards (G.Conley).
28	3	3-10-OAK 41	(:33) (Shotgun) P.Mahomes pass deep right to T.Kelce for 41 yards, TOUCHDOWN. Penalty on OAK-23-N.Nelson, Defensive Offside, declined. The Replay Official reviewed the runner was not down by contact ruling, and the play was REVERSED. (Shotgun) P.Mahomes pass deep right to T.Kelce to OAK 13 for 28 yards (R.Nelson). Penalty on OAK-N.Nelson, Defensive Offside, declined.
25	2	2-5-KC 23	(:41) (No Huddle, Shotgun) P.Mahomes pass deep middle to T.Kelce to KC 48 for 25 yards (R.Nelson) [S.Calhoun].
25	4	3-5-OAK 29	(2:25) (Shotgun) P.Mahomes pass deep right to T.Kelce to OAK 4 for 25 yards (R.Nelson).
18	4	1-10-KC 48	(4:38) (Shotgun) P.Mahomes pass short left to C.Conley to OAK 34 for 18 yards (M.Gilchrist; G.Conley).
17	1	2-10-OAK 34	(9:58) S.Ware up the middle to OAK 17 for 17 yards (T.Whitehead, N.Nelson).
17	3	2-2-OAK 38	(8:42) (Shotgun) Dam. Williams right tackle pushed ob at OAK 21 for 17 yards (D.Worley).
16	2	3-15-KC 39	(10:46) (Shotgun) P.Mahomes pass deep left to T.Kelce ran ob at OAK 45 for 16 yards.
16	3	2-10-OAK 21	(8:01) (Shotgun) P.Mahomes pass short right to D.Harris pushed ob at OAK 5 for 16 yards (D.Worley).

Ten Longest Plays for Oakland Raiders

Yards	Qtr	Play Start	Play Description
30	3	1-10-OAK 36	(13:18) J.Richard left end to KC 34 for 30 yards (R.Parker).
29	2	2-3-OAK 32	(6:27) D.Carr pass deep left to J.Cook pushed ob at KC 39 for 29 yards (K.Fuller).
24	1	1-10-OAK 15	(12:05) (Shotgun) D.Carr pass deep left to J.Nelson pushed ob at OAK 39 for 24 yards (S.Nelson).
24	3	2-15-KC 24	(3:33) (Shotgun) D.Carr pass deep middle to J.Cook for 24 yards, TOUCHDOWN.
23	3	1-10-KC 42	(4:37) (No Huddle, Shotgun) J.Richard right tackle to KC 19 for 23 yards (A.Hitchens, O.Scandrick).
20	3	3-4-OAK 38	(5:08) (Shotgun) D.Carr pass deep right to J.Cook pushed ob at KC 42 for 20 yards (R.Parker).
20	4	1-10-KC 39	(8:40) (Shotgun) D.Carr pass deep right to J.Nelson pushed ob at KC 19 for 20 yards (O.Scandrick).
17	4	1-10-OAK 36	(14:30) (No Huddle, Shotgun) D.Martin right tackle pushed ob at KC 47 for 17 yards (O.Scandrick).
17	4	3-10-OAK 44	(:53) (Shotgun) D.Carr pass short right to J.Nelson to KC 39 for 17 yards (D.Sorensen).
16	2	3-13-KC 42	(3:57) (Shotgun) D.Carr pass short middle to S.Roberts to KC 26 for 16 yards (K.Fuller).

Touchdown Scoring Information

		Offense	Defense	Special Teams
VISITOR	Kansas City Chiefs	5	0	0
HOME	Oakland Raiders	4	0	0

Player Scoring Information

Club	Player	TD	Rush TD	Rec TD	KO TD	Punt TD	Int TD	Fum TD	Misc TD	FG	XP	2Pt Rush	2Pt Rec	Sfty	Points
KC	T.Kelce	0	0	2	0	0	0	0	0	0	0	0	0	0	12
KC	H.Butker	0	0	0	0	0	0	0	0	2	4	0	0	0	10
KC	S.Ware	0	1	0	0	0	0	0	0	0	0	0	0	0	6
KC	D.Harris	0	0	1	0	0	0	0	0	0	0	0	0	0	6
KC	C.Conley	0	0	1	0	0	0	0	0	0	0	0	0	0	6
OAK	D.Carlson	0	0	0	0	0	0	0	0	2	3	0	0	0	9
OAK	D.Martin	0	1	0	0	0	0	0	0	0	0	0	0	0	6
OAK	J.Cook	0	0	1	0	0	0	0	0	0	0	0	0	0	6
OAK	M.Ateman	0	0	1	0	0	0	0	0	0	0	0	0	0	6
OAK	L.Smith	0	0	1	0	0	0	0	0	0	0	0	0	0	6

Possession Detail

	First Half		Second Half		Game	
	Visitor	Home	Visitor	Home	Visitor	Home
Largest Lead	13	0	17	0	17	0
Drives Leading	4	0	6	0	10	0
Time of Possession Leading	12:50	0:00	15:16	0:00	28:06	0:00
Largest Deficit	0	-13	0	-17	0	-17
Drives Trailing	0	5	0	6	0	11
Time of Possession Trailing	0:00	14:21	0:00	14:44	0:00	29:05
Times Score Tied Up		0		0		0
Lead Changes		1		0		1

Playtime Percentage

Percent of playtime per player on offense, defense and special teams

Kansas City Chiefs						Oakland Raiders					
		Offense	Defense	Special Teams				Offense	Defense	Special Teams	
A Wylie	T	71 100%		7	22%	K Osemele	G	76 100%		5	16%
M Morse	C	71 100%		7	22%	G Jackson	G	76 100%		5	16%
M Schwartz	T	71 100%		7	22%	K Miller	T	76 100%		5	16%
C Erving	T	71 100%				B Parker	T	76 100%		5	16%
P Mahomes	QB	71 100%				D Carr	QB	76 100%			
T Kelce	TE	69 97%				R Hudson	C	76 100%			
E Fisher	T	68 96%		7	22%	J Nelson	WR	69 91%			
C Conley	WR	65 92%		1	3%	M Ateman	WR	62 82%		1	3%
T Hill	WR	63 89%		2	6%	S Roberts	WR	59 78%			
S Ware	RB	49 69%				J Cook	TE	55 72%			
D Robinson	WR	42 59%		3	9%	D Martin	RB	40 53%			
D Harris	TE	31 44%		26	81%	J Richard	RB	32 42%		4	12%
D Williams	RB	19 27%		5	16%	L Smith	TE	17 22%		15	47%
G Dieter	WR	7 10%		14	44%	D Carrier	TE	14 18%		24	75%
A Sherman	FB	6 8%		25	78%	K Smith	FB	9 12%		20	62%
D Williams	RB	3 4%		10	31%	D Harris	WR	7 9%		19	59%
J Allen	G	3 4%		7	22%	D Washington	RB	6 8%		11	34%
M Kemp	WR	1 1%		20	62%	K Hatcher	WR	4 5%		9	28%
S Nelson	CB		76 100%			C McDonald	DT	3 4%	7 10%	7	22%
R Parker	FS		76 100%			J Feliciano	G	3 4%		5	16%
K Fuller	CB		73 96%	5	16%	T Whitehead	LB		71 100%	7	22%
D Ford	LB		73 96%			M Gilchrist	FS		67 94%	12	38%
J Houston	LB		65 86%			N Morrow	LB		65 92%	15	47%
O Scandrick	CB		63 83%			N Nelson	CB		65 92%	14	44%
A Bailey	DE		60 79%	5	16%	P Hall	DT		54 76%		
A Hitchens	LB		60 79%	4	12%	R Melvin	CB		53 75%	1	3%
E Murray	FS		50 66%	5	16%	K Joseph	SS		52 73%	7	22%
C Jones	DE		46 61%	5	16%	G Conley	CB		52 73%	5	16%
D Sorensen	SS		37 49%	9	28%	F Rucker	DE		41 58%		
R Ragland	LB		36 47%	1	3%	S Calhoun	DE		38 54%	17	53%
D O'Daniel	LB		33 43%	20	62%	D Worley	CB		37 52%	7	22%
X Williams	DT		30 39%			J Hankins	DT		37 52%	7	22%
D Nnadi	NT		27 36%	5	16%	A Key	DE		37 52%	7	22%
J Jenkins	DE		15 20%			F Brown	DE		24 34%		
B Speaks	LB		14 18%			M Hurst	DT		22 31%		
B Niemann	LB		2 3%	23	72%	R Nelson	FS		19 27%	2	6%
C Ward	CB			25	78%	E Harris	SS		14 20%	27	84%
F Zombo	LB			25	78%	J Ellis	DT		12 17%		
T Smith	CB			17	53%	M Lee	LB		6 8%	27	84%
J Lucas	CB			15	47%	J Cabinda	LB		6 8%	8	25%
H Butker	K			15	47%	K Wilber	LB		2 3%	23	72%
D Colquitt	P			10	31%	D Carlson	K			12	38%
J Winchester	LS			10	31%	J Townsend	P			7	22%
A Reiter	C			7	22%	T Sieg	LS			7	22%
T Kpassagnon	LB			5	16%						

BAY AREA NEWS GROUP

Raiders' valiant comeback falls short in 40-33 loss to Chiefs

By Matt Schneidman

December 2, 2018

OAKLAND — Late into the fourth quarter, the biggest upset of this NFL season remained a possibility.

Kareem Hunt or not, the Chiefs far outmatch the Raiders on paper. Even with a leaky pass defense that allowed more yards in the air than any other team entering Week 13, the Chiefs' offense seemed far too powerful for the Raiders to even contend with.

Yet after rookie Marcell Atman's first career touchdown catch with just under seven minutes remaining in the game, a nifty back shoulder grab for a 9-yard score, the Raiders only trailed by three.

Yet like earlier in the game, when each of the Raiders' three running backs lost fumbles, the Raiders couldn't get out of their own way. Second-year defensive end Fadol Brown jumped offsidelines just inside Kansas City territory on 3rd-and-5 even as Rashaan Melvin knocked down a Patrick Mahomes deep ball, and the Chiefs were granted another life.

The best team in the AFC made the conference's worst team pay, and rookie slot corner Nick Nelson lost Chris Conley in the end zone as the Chiefs took a two-score lead with under two minutes remaining. Daniel Carlson's 44-yard field goal cut the deficit to seven with 30 seconds remaining, but Conley came up big again in recovering Carlson's ensuing onside kick to seal the game.

"I'm really proud of our coaches, proud of our players. We had a chance," Raiders coach Jon Gruden said. "We got beat by a hell of a football team."

All things considered, a 40-33 loss might've been the best-case scenario for the Raiders. They fought until the end against a Super Bowl contender, giving themselves and their fans hope for the time being. But they also stayed in contention for the No. 1 pick, and a Cardinals' win Sunday against the Packers left the Raiders and 49ers as the only 2-10 teams in the NFL.

Here are a couple takeaways from the game.

All three running backs lose a fumble

Doug Martin lost one in the first quarter. DeAndre Washington lost one in the second. Jalen Richard lost one in the third.

Sunday we saw a trifecta of lost fumbles from Raiders running backs, and each came at inopportune times. Martin's came on the Raiders' second drive while trailing 7-0, and the Chiefs turned the takeaway into a Harrison Butker field goal. Washington's came with the Raiders still trailing 10-0 in the second quarter, and the Chiefs again converted the recovery into a Butker field goal.

Richard's fumble may have been the most costly, coming at the end of an impressive 17-yard run into Kansas City territory. The Raiders had just forced a three-and-out after their own score made it 26-16, and were on their way to turning a game that should've been a blowout into a one-score contest late.

"I think I had made a couple guys miss, I was coming back across the middle, the guy that I was stiff-arming actually got me with his other arm while we were going down to the ground," Richard said. "Just gotta make sure I keep the ball high and tight. Other than that, I feel like I had a decent day."

The Raiders averaged a stellar 6.1 yards per carry against the Chiefs with 171 yards on 28 rushes – including Richard's team-high 95 yards on six carries – but three fumbles mattered far more in the end.

Jared Cook continues 2018 tear

Cook continued his Pro Bowl-worthy season, catching seven passes for 100 yards and his sixth touchdown of the season.

His third-quarter score from 24 yards out set a new personal single-season career high, topping his five touchdown catches from 2013 with the Rams. Derek Carr had plenty of time in the pocket, rifling the ball over the middle to Cook in the back of the end zone to bring the Raiders within 10 late in the third quarter.

Even if Cook was the second-best tight end on the field Sunday – Travis Kelce racked up 12 catches for 168 yards and two touchdowns – he added to the best season of his career yet again. And as he prepares to enter unrestricted free agency after this season, Cook laughed when asked if he wants to be a Raider in 2019.

"Yeah, of course," Cook said. "Who don't want a job? You don't want a job next year?"

"You'll have a job," the reporter said.

And Cook just chuckled as his interview session ended.

The Raiders might have found their kicker

The Vikings waived Daniel Carlson after the rookie missed all three field-goal attempts in a Week 2 tie against the Packers. He finished his two-game career in Minnesota 1-for-4 on field goals after the Vikings made him a fifth-round pick, the first kicker taken in the 2018 draft.

Granted a second chance in Oakland, Carlson has been almost perfect.

After hitting a career-long 50-yarder and a 44-yarder against the Chiefs, Carlson is 9-for-10 in five games with the Raiders. He's also hit all 12 extra points.

"He's the real deal, honestly," Gruden said. " ... He's found his rhythm here and hopefully he's the long-term solution for us."

After Mike Nugent's injury and Matt McCrane's inconsistency, the Raiders finally seemed to have found a kicker.

SAN FRANCISCO CHRONICLE

Raiders lose 40-33 shootout to Chiefs

By Matt Kawahara

December 2, 2018

The Chiefs arrived in Oakland with their sights set on the No. 1 seed in the AFC playoffs this season. The Raiders have a better shot at the No. 1 pick in next year's draft.

Both teams made progress toward those outcomes Sunday, though the Raiders gave arguably their most inspired performance of the season.

Unable to keep pace with the Chiefs' potent offense, the Raiders lost 40-33 at the Coliseum to fall to 2-10 on the season, while Kansas City became the first AFC team to double-digit wins.

With the Cardinals beating the Packers, the Raiders and 49ers are the only two-win teams left in the NFL. The Raiders, underdogs by more than two touchdowns Sunday, stayed with the Chiefs but were undone partly by three lost fumbles by their running backs.

"Yeah, it's disappointing," running back Doug Martin said. "And I don't think it should've been that close. I think we should've been on top of it. But the turnovers really, really hurt us. Who knows? The better team who didn't make the most mistakes won."

In their first 11 games, Raiders running backs lost one fumble. Sunday, Martin, DeAndre Washington and Jalen Richard each lost one, leading to 13 points for the Chiefs. Richard remarked after the game that running backs coach Jemal Singleton had told him in warm-ups: "Something bad is going to happen today."

"I didn't know it was going to be three fumbles," Richard said. "We had to play through it. And we did that and still had a chance to win and fought hard. But we've definitely got to fix that. We ain't going to win no games giving anybody the ball three times."

Much less the Chiefs, who became the third team to score 40-plus points against the Raiders this season while gaining 469 yards and averaging 6.9 yards per play. The Raiders had 442 yards and averaged 6.4 yards per play, but in a foregone conclusion they were officially eliminated from playoff contention.

Facing the Raiders' 26th-ranked defense, Chiefs quarterback Patrick Mahomes completed 23 of 38 passes for 295 yards and four touchdowns, giving him an NFL-high 41 in 12 games and keeping Peyton Manning's NFL season record of 55 in reach.

"I was outside myself, I was so upset at some of the plays he made today," Raiders head coach Jon Gruden said. "I was really proud of our quarterback, too. It was a shootout between two great, young quarterbacks."

Derek Carr completed 29 of 38 passes for 285 yards and three touchdowns and led fourth-quarter touchdown drives of 10 and six plays that made the score 33-30 with 6:46 left in the game. Gruden said there was "a thought" of trying an onside kick at that point.

"But we thought with the crowd being in the game, which they were, we had (the Chiefs) backed up, knew we could kick and cover," Gruden said. "We needed one stop."

They didn't get it.

Mahomes led a 10-play, 75-yard drive that included a touch throw on the run to tight end Travis Kelce for a 25-yard gain to Oakland's 4-yard line. Three plays later, Mahomes delivered the dagger with a 2-yard touchdown pass to Chris Conley with 1:54 remaining.

"He just made more plays than we did," safety Karl Joseph said of Mahomes. "They made more plays in key situations than we did. But, man, I'm proud of the way we fought."

"It was disappointing. But it's definitely something we can build off. I thought we played real hard, never gave up, kept fighting, was in the game the whole time."

The Raiders defense recovered a fumble by Kelce on the game's first play from scrimmage. But their offense couldn't capitalize as a 4th-and-short conversion was wiped out by a holding penalty on center Rodney Hudson, which Gruden likened to another turnover.

Kelce stormed back to finish the game with 12 catches for 168 yards and two touchdowns. The Raiders' own tight end, Jared Cook, had seven catches for 100 yards and one touchdown.

"It was a battle of two great tight ends," Gruden said. "But Kelce and Mahomes, they must live together or something. They made some incredible plays. Credit to those guys. You can't do anything sometimes but tip your hat."

NBC SPORTS BAY AREA

Raiders takeaways: What we learned in 40-33 loss to Kareem Hunt-less Chiefs

By Scott Bair

December 2, 2018

OAKLAND — The Kansas City Chiefs are one of the NFL's elite teams. They score in bunches. They give yards in similar fashion, but they find ways to make big plays on defense.

Sounds like the Raiders' worst nightmare.

That's why oddsmakers gave the Silver and Black no shot. They started as 15-point underdogs at home, and the line only moved one point after Kareem Hunt got cut by the Chiefs.

The Raiders played Kansas City far tougher than that. They were down just three points late in the fourth quarter but couldn't halt the Chiefs' star-studded offense when they had to -- a third-down stop on that decisive drive was wasted by a Fadol Brown offsides call -- and ended up on the wrong end of a 40-33 result.

The Raiders fought valiantly in this one, but they made too many mistakes along the way and couldn't come all the way back.

Here are three quick takeaways from a close contest at the Coliseum:

Send Cook to the Pro Bowl

The Raiders don't have many threats in the passing game. OK, let's be more direct.

They have one. It's tight end Jared Cook, and the whole world knows it. He's seeing intense coverage despite moving all over the formation, but he still manages to make big plays.

That certainly was the case against Kansas City, when he had seven catches for 100 yards and one touchdown. He created consistent separation and kept the Raiders in the game with several big plays. He also drew attention from others to make easier catches, proving valuable in an honorable effort to catch the Chiefs.

Cook has never made a Pro Bowl. He certainly should this season, when he ranks near the top of all statistical categories for his position.

The honor wouldn't hurt his bottom line, as he's having a career year while steamrolling to unrestricted free agency at age 31. Keeping Cook would provide a reliable point of continuity as the Raiders remake their skill position ranks.

Can't win while losing turnover battle

The statement above is true for most teams, but it's absolute when discussing the Raiders this season. They don't have enough talent or production to overcome huge gaffes, and each running back had one against the Chiefs.

Doug Martin, Jalen Richard and DeAndre Washington all coughed up the ball Sunday. The Chiefs scored 13 points off those turnovers, points the Raiders couldn't spare against such a dominant opponent.

The Raiders won the turnover battle in both of their wins, which is zero coincidence.

Offering this Chiefs scoring machine more bites of the apple is poison, as it was for the Raiders in a game that was relatively close late.

Raiders have themselves a kicker

Daniel Carlson missed three field-goal attempts against Green Bay, including two in overtime, as a member of the Minnesota Vikings. He never wore purple again.

The Raiders are happy about that, because the rookie has been nails in silver and black. He has hit 9 of 10 field goals since donning the uniform in Week 8.

Carlson has made every attempt in the past four games, including a game-winner Nov. 18 against the Arizona Cardinals. He hit one straight and true from 50 yards out against the Chiefs, showing he's on a roll from anywhere. He has a huge leg and is solidly accurate from near and far.

The Raiders planned to anoint Eddy Pineiro after signing him as an undrafted free agent, but Carlson will have a leg up on any competition if he keeps up this play.

LAS VEGAS REVIEW JOURNAL

Raiders fumble away upset win, lose 40-33 to Chiefs

By Michael Gehlken

December 2, 2018

OAKLAND, Calif. — Jemal Singleton made himself clear.

Early in the second quarter, the Raiders running backs coach was irate — and understandably so. His backs, who lost one fumble in 316 touches during the first 11 games, already lost two. He shouted his expectations on the sideline and thundered at each player, “You got me?”

Running back Jalen Richard was among those present on the sideline bench.

“It was crazy because he had told me right before the game, ‘Something bad is going to happen today, and we’re going to have to play through it,’” Richard said. “I didn’t know it was going to be three fumbles.”

Neither did Singleton.

What otherwise may have been the signature win of the Raiders’ season was undone Sunday by uncharacteristically poor ball security. The team’s top three running backs each lost a fumble in their first 20 touches combined, miscues the Kansas City Chiefs converted into 13 points in a 40-33 defeat.

Turnovers and tight end Travis Kelce stymied the upset.

Dating back to the 1970 NFL-AFL merger, Sunday marked the first time in Raiders franchise history that three different running backs lost at least one fumble on offense during the same game.

Doug Martin committed the first infraction. His occurred near midfield on the Raiders’ second possession. Chiefs defensive end Alvin Bailey punched out the football with his right hand while Martin was falling to the turf.

DeAndre Washington followed, prompting the aforementioned group scolding from Singleton. Defensive tackle Jarvis Jenkins slugged the ball loose with his left hand.

Both turnovers led to a field goal.

Late in the third quarter, the Raiders' defense forced its first three-and-out. The offense took possession at Kansas City's 49-yard line. On the first snap, cornerback Kendall Fuller stripped Richard at the conclusion of a 17-yard run.

Singleton was furious after two fumbles.

Three?

"He told me straight up, 'I see you with that ball with one hand again, I ain't putting your (expletive) back out there,' " Richard said. "He told me straight up. ... I've just got to keep my hands on the ball tighter, two hands in traffic. It's going to happen like that. I don't know about three running backs on the same team fumbling in one game; that's kind of flukish. But things are going to happen.

"We still had a chance to win the game at the end, so that made us feel a little better that we didn't just get our (tail) whupped because of us."

Soon after Richard's fumble, Kelce caught a 28-yard pass to set up a touchdown, expanding the deficit to 33-16.

Kelce was a problem all game.

He caught seven first-half passes for 95 yards and two touchdowns. Before Sunday, the Raiders hadn't allowed 95 or more yards and multiple scores to a tight end by halftime since Chiefs great Tony Gonzalez (112 yards, two touchdowns) in 2004.

By the end, Kelce stood alone in the record book.

He finished with 12 receptions for 168 yards and two scores. No defense in Raiders history ever yielded more yards to a tight end dating back to at least 1970. The franchise's previous high came against the Chargers' Kellen Winslow, who had 13 catches for 144 yards and five touchdowns during a 1981 meeting.

The Raiders (2-10) almost overcame the performance.

Fumbles helped the Chiefs improve to 10-2.

"We'd like to have those fumbles back," said Martin, who had the position group's only other lost fumble in Week 8 against the Indianapolis Colts. "As the lead back or top back in the room, I look at those fumbles as I had three. I had three fumbles. As the lead back, I have to set the tone, and the tone was to fumble the ball. So I take responsibility for those other two fumbles (we had).

"But to be close in a game like that shows what this team can do. ... We're disappointed. It shouldn't have been that close. We should have been on top. The turnovers really hurt us."

THE ASSOCIATED PRESS

Mahomes throws 4 TDs to lead Chiefs past Raiders 40-33

By Josh Dubow

December 2, 2018

OAKLAND, Calif. (AP) — Patrick Mahomes and the Kansas City Chiefs still had plenty of firepower on offense even without star running back Kareem Hunt.

Mahomes threw four touchdown passes Sunday to join Peyton Manning and Tom Brady as the only QBs to reach the 40 TD mark through 12 games, sending the Chiefs to a 40-33 victory over the Oakland Raiders in the first game since releasing Hunt.

"The mindset of this team is whenever you get your opportunity, you make the most of it," Mahomes said. "I think every single game someone else steps up. We kept our mind on that and just playing football, a game we love."

The Chiefs (10-2) cut ties with Hunt after a months-old video surfaced on TMZ on Friday, showing him shoving and kicking a woman. No charges have been filed in the case from February, but the Chiefs let Hunt go because he misled them about the incident .

Spencer Ware replaced Hunt as starter and scored on a direct snap on fourth-and-goal from the 1 in the third quarter.

"That's my brother," Ware said about Hunt. "It's a tough situation. But like I said, the men in this circle, the men in our locker room, the organization, Chiefs kingdom — we got one goal to win the Super Bowl. We got to stay distraction free. I don't have anything else to say about that."

Mahomes did most of the rest of the damage against the Raiders (2-10) with his arm.

He connected on two short touchdown passes to Travis Kelce in the first half, then found another tight end, Demetrius Harris, on a 13-yard pass late in the third quarter one play after an apparent TD to Kelce was called off by a replay review.

"Man, he ticked me off today," Raiders coach Jon Gruden said. "It's a credit to the guy. He made a third-and-15 play that was right on our sideline. I was outside myself I was so upset some of the plays he made today."

Mahomes finished 23 for 38 for 295 yards and engineered a late TD drive capped by a 2-yard pass to Chris Conley after Oakland cut the deficit to three.

Oakland added a late field goal, but the Chiefs recovered the onside kick to seal the win.

Mahomes has 41 TD passes on the season, joining Manning (44 in 2004, 41 in '13) and Brady (41 in 2007) as the only QBs with at least 40 in the first 12 games of a season.

Kelce had 12 catches for 168 yards, topping the 1,000-yard mark for the third straight season.

Derek Carr threw three TD passes for the Raiders, but Oakland lost three fumbles that led to three scores for the Chiefs and reached double-digit losses for the 12th time in 16 seasons.

"It's disappointing," said running back Doug Martin, who lost one of the fumbles. "I don't think it should have been that close. We should have been on top. The turnovers really, really hurt us."

QUICK STRIKE

The Raiders got on the board on Martin's 1-yard run to cut Kansas City's lead to 13-7. But Mahomes needed just 57 yards to drive the length of the field. Demarcus Robinson had a 38-yard catch and raced across the entire width of the field to get out of bounds with 12 seconds left and the Chiefs having no timeouts.

Mahomes then found Kelce for his second TD of the game on the next play. Arden Key blocked the extra point to keep the score 19-7.

SCUFFLE

Oakland's Jared Cook and Kansas City's Eric Murray got into a scuffle late in the first half when they were jostling near the sideline well after the play. Both players were called for unsportsmanlike conduct on the play.

GIVE IT AWAY

The Chiefs got off to a rough start when Kelce lost a fumble on the opening play from scrimmage. It didn't hurt the Chiefs, who got the ball back when the Raiders were unable to get a first down and punted after Rodney Hudson was called for a hold on a fourth-down run.

Martin and DeAndre Washington then lost fumbles for Oakland in the first half, leading to field goals for Harrison Butker. Oakland's other halfback, Jalen Richard, lost a fumble in the third quarter that led to a TD for the Chiefs.

UP NEXT

Chiefs: Host Ravens next Sunday.

Raiders: Host Steelers next Sunday.



FEATURE CLIPS

TABLE OF CONTENTS

Head Coach Jon Gruden	2-19
Brian Callahan	20-23
Paul Guenther	24-25
Kelsey Martinez	26-32
Erik Harris	33-43
Arden Key	44-51
Marshawn Lynch	52-54
Kolton Miller	55-66
Jordy Nelson	67-70
Keith Smith	71-73
Tahir Whitehead	74-75

Head Coach Jon Gruden

SPORTS ILLUSTRATED

In Oakland, Jon Gruden Is Ready to Grind

By S.L. Price

February 19, 2018

This story appears in the February 26 issue of Sports Illustrated. To subscribe, [click here](#).

Jon Gruden has this idea for a story. It's not his story—not yet—though it's clear he'd like it to be. And maybe that shouldn't come as a surprise. He did spend plenty of time in the dark, alone, over the last decade, and that would set any man, even one who tries to “stay in two feet of water, don't get too deep or philosophical,” to thinking. Then there's the fact that at 54 you hear a lot about guys your age getting hit by cancer or heart attack, here one day and—boom!—gone the next. So, yeah, Gruden formulated this theory about purpose and fraudulence and death. He jotted down some notes and even a title, *The Football Gods*.

“I thought I could write a cool Broadway play,” he says. “I really do want to write this book. But I'd rather it be a movie.”

The base conceit is that in the end, your passion leads to your heaven. Live for classical music? Die and you'll be up there conducting the New York Philharmonic. Legendary football coaches like Lombardi and Halas? They arrived, started talking ball and never stopped. And now they monitor the coaches down on earth. Gruden is “convinced” this part is real. All those icons are up there, judging.

“If you're faking it, the football gods will get you,” he says. “They reward the guys who work hard. That's why Tom Brady is where he is. If you're focused and determined and legit, good things will happen. I believe that.”

Now, to Gruden-bashers this idea couldn't be more hokey, but you can't overstate the power of context. He is saying this not from the Monday Night Football booth, or while tutoring some wide-eyed QB on ESPN. No, he's sitting now in his old/new Raiders office in Alameda, 27 days after breaking a nine-year exile in broadcasting to become the highest-paid coach in NFL history. It's Super Bowl Sunday, but he's been here since before sunrise, “grinding” and “layin' bricks,” with no one else in sight.

The glass-walled warren is hushed and dark when he first walks me in, a perfect setting for the horror movie *Child's Play*, with its psychodoll/Gruden doppelgänger, Chucky. There's a massive monitor mounted over his desk, paused on a practice script, and another gargantuscreen over his right shoulder playing America's annual football-and-marketing orgasm, with its endless blabber of pregame, in-game and postgame talking heads.

“Al Davis wanted these walls to be glass,” he says, “so he could see that you were working. He always wore this cologne—a lot of it—and you could smell him before he got to you. ‘He's coming this way!’ I'm still expecting to smell it sometimes.”

Which makes sense. It's not just that Gruden is back in the same facility he left on Feb. 18, 2002, when Davis, the Raiders' notoriously hands-on owner, up and shipped the coach to Tampa Bay for two first-

OAKLAND RAIDERS FEATURE CLIPS

and two second-round draft choices. It's also that Davis's Just win, baby persona—brass-knuckle fierce and darker than 2 a.m.—was so unrelenting that even now, his 2011 death at age 82 can seem like a mere technicality. For many, Al Davis remains the Raiders' heart and soul.

"Did you know," Gruden asks, one eyebrow cocked northward, "that they've kept his office exactly as it was?"

It's true. Mark Davis, Al's only son, didn't dare move into the owner's suite when he took over the family business. (Asked where his office stands in relation to his dad's, Mark says, "He's across the hall.") While Super Bowl Sunday rattles on in the background, Gruden pads over to the empty desks of Al's two longtime "angels," his assistants Karen (Fudgie) Otten and Kristi Bailey; now dedicated to team alumni, they're due back at their stations next week. Here, some 20 years ago, Gruden would come and wait to be summoned, wondering what he was in for. Often, the angels winced, mouthing, "Good luuuck."

"It's just weird coming in here, man," Gruden says. "Feel like you're 34 years old again."

After a cursory tour of Al's office—rack of leather jackets in the corner; certificates from Syracuse and the Sugar Ray Robinson Youth Foundation; jersey from Lance Alworth, Al's first signing coup—Gruden dips into Davis's film room, past four idle TV screens, to a fully marked-up whiteboard backed against a wall. "Here it is," he says.

Davis, named the AFL's Coach of the Year in 1963, was consumed by X's and O's to the end, and the fact that his last whiteboard, the repository of his scribbled plays and plans, remains untouched from 2011 gives Gruden the biggest thrill. "Lookit," he says, and then reads aloud from Davis's scribbles: "Power. Big people. Pass pro. Defense. Play calling. Offensive line. Not signed: 21. 24. 26. 31. That's the last time he was here."

Then Gruden's out, down the hall toward Al's private bathroom, stopping at a bookshelf jammed with Davis's massive video collection of games, plays, ceremonies. Gruden had epic arguments with the old man, and they never made peace after a final dispute over roster control and salary led Davis to deal him. But, really, who would better appreciate the stiletto irony of Gruden's coming back that first season in Tampa Bay to crush the Raiders in Super Bowl XXXVII? Looking back, Gruden loves the man for his sheer territoriality, that hilariously profane will.

"His wife, Carol, had all these videos at their house, and she'd ask, 'Do you want any?' " Gruden recalls, laughing. "I'd say, 'I would love to have some of those.' And Al says"—here the coach affects a menacing, low-and-slow, Brooklyn-tinged Al Davis inflection—" 'Carol . . . don't you . . . give him . . . a f---' thing! " "

It's at that moment I realize: If Gruden ever writes *The Football Gods*, Al Davis will be one of them. Hell, maybe football heaven ends up a version of this very office. Because, at least in Gruden's mind, this return to the game isn't all about proving critics wrong, or justifying that 10-year, \$100 million contract, or giving Oakland a playoff run before its planned move to Las Vegas in 2020. Years ago Gruden called the Raiders, got the name of Davis's cologne (Antaeus, by Chanel), mispronounced it at a New York department store, bought a bottle and, to his wife's dismay, doused himself with "four scoops," à la Al. There's a bottle in his Hampton Inn hotel room right now. Gruden, for gods' sake, wants to channel the old pirate.

OAKLAND RAIDERS FEATURE CLIPS

"A lot of coaches are miserable," Gruden says. "These guys have been fired, hired, fired again; they've got houses here, got to move over there. They're distraught. I grew up [associating] every team with a coach. Pittsburgh Steelers, I'd think Chuck Noll. Seahawks, Chuck Knox. Now? Who's coaching up in Jacksonville? In Miami? I don't know how many coaches they've had in Tampa since they fired me! I don't like it.

"So, you know what I'm going to do? I'm going to come back and put it all on me. Everybody's going to want to kick my ass, step on me. They can't wait to talk about what a dumbass I am, and how s----- I was to start with. How 'overrated' I am. I hear it all. I know it's going to happen. And I'm like: Come on! Just like Al Davis. When I was here, he said, 'The great thing you've got going, Jon, is they're never going to rip you. They're going to rip me.' "

Gruden's mouth tightens into a slash, one eye popping wider than the other, and there it is for the first time today: full-on Chucky, to finish the thought. "And Al goes, 'I love it, personally.' "

He settles back into his office chair, his face reverting to the one his mother loves. The volume drops. "I've kind of taken to that, man."

The idea was to sit with the Raiders' new coach and watch Super Bowl LII. It seemed cool, if obvious: ESPN's highest-paid broadcaster (at a reported \$6.5 million per), nine years the face of Monday Night Football, eight years the host of the quirky-compelling QB Camp show, calls one last game before diving back in. Setting this up turned out far easier than expected, though, because of one minor-key bizarre fact: Jon Gruden answers his phone.

Do you instantly pick up when a strange number flashes across your cell? Does your spouse or teenage kid—seriously?—answer each time you call? The most mundane exchange, these days, demands some texty preamble. And if your target carries any kind of heft, like a coach or a television personality, the road to any kind of chat involves email proposals, agents, media-relations officials, a clutch of on-the-ground minders.

Someone flipped me a number for Gruden, last tried in 2012. It was a Saturday, 72 hours before his hiring would be officially announced at a press conference in Oakland: NFL World was ablaze with rumors and stories about his return. I figured I'd leave a never-to-be-heard message on a phantom voicemail, to be stranded in limbo forever. . . .

"Hel-lo," Gruden replied.

I had written an SI cover story about him 16 years earlier, and he vaguely remembered the photo but—rightly—had no memory of me. Still, he said, he might be able to make some time.

The Jan. 9 presser, attended by just about every living Raiders notable, felt less like a coaching change than the Dauphin's return. Mark Davis, 62, confirmed that he'd spent six years chasing his man and called it "the biggest day of my life"; Gruden spoke of how he viewed his first-go-round in Oakland as "unfinished business." Nobody seemed bothered that 11 months after the announcement of a four-year contract extension for the now-deposed Jack Del Rio, the franchise would be on the hook for \$20 million.

Though it was officially affirmed that Oakland had complied with the Rooney Rule by first interviewing USC offensive coordinator Tee Martin and Raiders assistant Bobby Johnson, it was clear that both minority candidates were called in for form's sake. Asked later if, lacking Gruden, he would've fired Del

OAKLAND RAIDERS FEATURE CLIPS

Rio, Davis says: “I don’t see how I could have. To spend \$20 million, and on top of that hire Tee Martin? No. What I would’ve done is probably brought in a president—somebody with X’s and O’s ability—to work with Jack, and I would’ve gotten some more competent coordinators.”

Still, even the biggest cynic had to admit Davis had pulled off a p.r. coup. For years, anytime a big NFL job opened, Gruden’s name was floated. And when he seriously mulled a previous Oakland offer, in 2014, ESPN jacked up his salary with a seven-year extension. Considering that Gruden and Del Rio share the same agent, Bob LaMonte, Davis says that landing his man was a tougher lift, even, than getting NFL owners, in 2017, to approve the Raiders’ move. “This ain’t just some cakewalk, like hiring a teacher,” he says. “This is Jon f-----’ Gruden.”

An f-bomb middle name is hardly the most eloquent way to convey charisma, but that quote isn’t meant for the high rollers. Davis is speaking here to the gritty, embittered core of Raider Nation. “The team has one—perhaps more—year left in the market,” says former Raiders CEO Amy Trask, now an NFL analyst for CBS. “Their magnificent fans have supported them through thick and thin; this is going to excite them. And the team has taken on a breathtaking amount of debt associated with the Las Vegas deal [a reported \$650 million loan] and, therefore, has a tremendous amount of extremely expensive product to sell in that new stadium—sponsorships, suites, club seats. Hiring Jon is going to help them do that. It’s a shrewd business move.”

In the weeks after the announcement, the issue of Gruden’s appeal—his seeming ability to excite the base and engage casual fans—became oddly entwined for me with his phone. His answering felt more a matter of reflex than cultivation; I never showed up as more than a strange area code on his caller ID. The second time I rang, he was meeting with his coaching staff. The third, he was sitting down to dinner with family. I kept wondering, Why pick up at all? Would Bill Belichick or Nick Saban even bother?

A few days after LaMonte called to relay that his client would be going home to Florida to “say goodbye,” and then would meet me in Oakland, I rang Gruden again. “Just sitting here alone in the office in Alameda,” he said. “Grindin’.”

What of Florida and bidding the state farewell?

“Already did that,” he rasped. “I’m like Chevy Chase in Vacation, man, looking at the Grand Canyon. Yep. I see it. How much longer do I have to be here? Goodbye.”

I proposed watching the Super Bowl together, but he said not to expect anything special. In previous years he would do his ESPN pregame show on-site, then jet home during the game. For someone who’s set off by the tiniest clank of a spoon on a cereal bowl, the jostling drunks and traffic and hype is a special kind of torture. “I don’t have a team in it,” he said. “It’s not like I really care about what happens.”

Yes and no. When I arrive a week later, Gruden has little interest in the broadcast, though he plans to mine the game tape later for any stealable material. He declares the Eagles the better team, gives the edge to Patriots quarterback Tom Brady and predicts a New England win. With Philadelphia up 15–6 in the first half, he blurts out something prescient: “What will Philadelphia prove, if they keep this lead? They have a fourth-quarter pass rush to close you out, unlike Atlanta did last year.”

But he’s more engaged in talking about why, after so many flirtations with Mark Davis (and at least one other serious bid by an NFL team), he came back now. ESPN was a sweet gig, being home for his three

OAKLAND RAIDERS FEATURE CLIPS

boys' high school years while still punching in at his Fired Football Coaches Association. Daily, he'd go to his custom setup in a Tampa office complex—film library and shower downstairs, gym and bed upstairs—and for years he loved it, spending days and nights surrounded by hundreds of miles of tape. Coaches from all over the league, college and even Pop Warner, would come to brainstorm. Quarterbacks shut out of their team facilities by the collective bargaining agreement would come to chalk-talk and throw.

Year after year, at least 15 times, Mark Davis would show up, too, and try to pull Gruden away. But he was having fun without the pain that losing brings. "I was near the fire, but I didn't get burned," Gruden says. "In some ways I was coaching."

"As the years went on," says his wife, Cindy, "I got tired of living in my brain, 30 places that he'd consider. I just decided that he was not going back ever. Then it became so long that I really didn't think he would."

But the house kept getting emptier. The oldest Gruden, 24-year-old Deuce, spent the last two years with his uncle, Jay, as a Redskins strength and conditioning coach; Michael, 21, is a junior at Tennessee; Jayson, 17, has just one more year of high school. When Jon was inducted into the Bucs' ring of honor in December, surrounded on the field again by 70 of his old players, it stirred him to tears. The following week, the Raiders were in Philly for a Monday game, and the night before, Christmas Eve, Davis hosted Jon and Cindy in his hotel suite for dinner. Gruden had shot up similar flares before, but this time when he said, "I'm going to get back in, if I can get a job," Davis sensed he meant it.

"Leaving dinner that night I felt very, very, very strongly it was going to happen," says Davis. (Not Cindy: "Not until he signed on the dotted line. I never pretend to know what my husband is thinking. As soon as you do, he'll change his mind.")

This time was different. "I got tired of sitting in a dark room, watching tape by myself," Gruden says. "I took rumba-dancing classes; that didn't last—I wasn't any good. Bought a boat; I never used it. Live on a golf course; I never play. I'd go to the FFCA early, and next thing I know it's 10:30 at night. I'm thinking, S---. I'm wasting my time. I got to go compete."

He glances up from his desk. Deuce, a 5' 6" wedge of muscle, is standing in the doorway. Gruden blurts out the fact that his eldest won a powerlifting gold at last year's world championships and introduces him as the Raiders' newest strength-and-conditioning staffer. Deuce chats, politely, then gets to the point: "They got food near here?" Gruden says no and reaches for his car keys, but his son has wheeled and gone. "He's like his mom, a tiny little lady," Gruden says. "But he's a beast."

Having a son in the office is a bonus, no doubt, but Gruden's guilt over neglecting his family has come and gone. The doubt planted by mentor Bobb McKittrick, a 49ers line coach who died lamenting their monomaniacal obsession with the game, has eased. "The one thing I will regret," Gruden says, "is that [McKittrick and I] really didn't take to fishing, we didn't like traveling abroad. We just liked one thing. But I don't think I'm going to be regretting my decision. Life is flying by. Here I'm 54 years old, just like that. Football is going to be the only consistent theme in my life. The feelings inside of me that I can't get enough of"—and here Gruden squints, rubbing his fingertips together—"are nervousness, excitement, a little fear, a little pressure. People go to casinos to get that. But I wake up every morning now and I go, God! Whoo!"

OAKLAND RAIDERS FEATURE CLIPS

Jon Gruden is an awful driver. Sure, he can handle a straight shot on an empty highway, with Zeppelin or BTO cranking, on the two-minute early-morning hop from the Hampton Inn to the Raiders' facility. But given that the team just dropped this gleaming Mercedes S 550 on him four days ago, and that there's all kinds of new signage and roads and a helluva lot more traffic since he worked here 16 years ago, the 20-minute trip to Ricky's Sports Theatre and Grill in San Leandro figures to be a bit of an adventure.

First there's the matter of his side-view mirrors, which stay folded flush no matter how much Gruden shoves and bangs with his left hand, or feels about the car's instrument panel with his right, all while drifting down 98th Avenue toward I-880 South as the GPS lady voice cuts in every 10 seconds to dictate the next turn. "Where am I going here, you think?" he asks more than once. "You think this is right?"

Finally Gruden hits the correct button, and the mirrors unfold like wings. But—what with his utter lack of direction, the cars whizzing angrily past, the rehash of yesterday's Super Bowl ("I got caught up in it," he says of the second half, "and it came down to fourth-quarter pass rush"), one missed turn, his describing the morning's offensive meeting and breaking down two still-delicious plays he called in the 2002 NFC championship game—it's a wonder we arrive unscathed. "That's why I have a driver most of the time," he says.

Gruden has only been to Ricky's, a semi-biker hangout and a hub of Raider lunacy since the AFL days, a few times, but he's still got a reserved parking space, and when we arrive, owners Ricky and Tina Ricardo (who switched allegiances to Tampa when Gruden was traded) are waiting. Tina screams, drops her head through the open passenger window and plants a kiss on Gruden's cheek. "We believe, we believe, we believe!" she gushes. "You're here. . . ."

It's 4 p.m. on this hangover Monday, so the place may be brimming with Silver and Black memorabilia, but it's also nearly empty. We walk in with Gruden's new defensive coordinator, Paul Guenther, a former colleague of Jay's who wisely took his own car. Immediately some former Raiders game-day employees point out how things have changed at Oakland Coliseum since Gruden last coached there, how the starters no longer run out from the south end zone's infamous "black hole" of costumed crazies, how NFL and team marketing forces keep trying to tame Al Davis's Oakland beast.

"They don't come out of the black hole anymore?" Gruden asks. "I'm going to have to look into that."

We sit at a high-top, order burgers and beer. Word has already spread, and over the next hour a steady trickle of fans hustle in. Gruden's modus operandi is to greet anyone warily edging his way with a hearty "What is going on? What's your name?" Then up steps Ahmed Fasail, with his two kids, all kitted out in Raiders gear. His nine-year-old daughter hands Gruden a fistful of dandelions and asks, "How come you left the Raiders?"

"I got traded!" Gruden replies.

Ahmed: "I told her, 'He didn't leave. They left him.' "

"How would you like to come home one day and hear you got traded to Florida?" Gruden asks. "You wouldn't like that, would ya?"

Ahmed's eyes widen. "Wow, you got the same voice as on TV!" he says. "The same voice!"

OAKLAND RAIDERS FEATURE CLIPS

They talk a few more minutes and Gruden insists on buying the family lunch. I wander over to speak to Guenther, but after a while, over the bar din, I overhear two words: “Marshawn Lynch.” The Raiders’ flinty running back has been a hot topic ever since Gruden was hired, with speculation centering around their ability to coexist. In the coming days, in fact, one report will state that Lynch blew off a meeting with his new coach, and another will feature Lynch’s agent’s denial. The entire matter remains touchy because, under the current CBA, coach and player aren’t allowed contact until April.

But now I look over, and Gruden is telling superfan Ahmed, in an open bar, “I met Marshawn today at the facility. He and Josh Johnson [a Texans backup and Lynch’s cousin] came in.” And when Ahmed asks Gruden the question of the moment—What’s your impression?—Gruden says, “I like him.”

Ahmed, to his eternal credit, isn’t having it.

“I like him, too,” he presses, “but what do you think?”

“We’ve got to get him in, ah, better and stronger, through the season. . . .”

“He didn’t get in shape until Week 10,” Ahmed says of last year.

“We’re not going to have that,” Gruden says. “No. I said to him: ‘I need Marshawn Lynch. I don’t need this part-time Lynch. I need full-time Lynch.’”

“Man, you’re motivating me right now, baby! If he ain’t getting motivated, something’s wrong.”

“We need the real deal,” Gruden says. “If you’re going to put those letters on the back of your jersey, man, you’ve got to back it up, Marshawn—right? We don’t need another back, we need a feature back.”

Just as I’m trying to conjure Bill Walsh or Chip Kelly—or any other coach, past or present, who has run his football operation like some CIA sleeper cell—casually spilling such news, Tina stops by to say that during Gruden’s payback Super Bowl win with Tampa, she designed a play for the coach to use against the Raiders. “South right, Nickel 41, Kill 3, 74 Wasp,” sent via text to Gruden’s mother, she says. “Took me three days. I drew it up, and he used it.”

Gruden takes this in, nodding, and whether or not the play was already in his game script, he’s happy to give her credit. The Buccaneers, leading 13–3 at the time, faced first-and-goal on the Raiders’ five-yard line. “It was going to be a draw to Michael Pittman if they were playing zone,” he says. “But we killed it, we changed the play—Kill, kill, kill! Seventy-four wasp! . . . Keenan McCardell [on a fly stop route], touchdown. He came off the field going, ‘Bzzz!’ ”

Everybody roars, and I’m beginning to see it as all of a piece: the phone etiquette, the Lynch revelation, the always-glowing assessments of players on Monday Night Football. Gruden has never been pure rah-rah; he rode Tampa quarterback Chris Simms and tackle Kenyatta Walker mercilessly. (“Some people think I was an a-----, and I probably was at times.”) But he has always been open to players, owners, fans—anyone who matches his energy, who needs football as much as he does—and he will talk to anybody, anytime, on the off chance of finding a kindred spark. “Do you like the game plan? The play call?” he used to implore players back in the day. And when they nodded, “just [like] a bobblehead,” it killed him. Oakland quarterback Rich Gannon knew enough to trot off shouting, “I love it, man! Love it! Love!!!”

OAKLAND RAIDERS FEATURE CLIPS

But a motor can only rev so hard, and for so long. Ninety minutes after our arrival, time to go, Gruden's mood has dropped. Maybe it's the setting sun, or the fender he scraped on a post backing his Mercedes out. Traffic has thinned on I-880; the car's interior is growing dimmer. After a mile, he breaks the quiet. "You come back and it's not the same," Gruden says. He mentions Raiders legend Ken Stabler, a regular visitor during his first stint, dead since 2015. He mentions Ricky, once so vital, now halting and frail.

"It hits you in your core," Gruden says. "It's almost like I'm living my life twice, like *Back to the Future*. I've got the same office. I walk down the hall, in frickin' Al Davis's office, and he's not there. You see his writing on the board. . . ."

There's something else. It's as if Gruden, after reveling again in the fans' pure passion, remembers the pain that sets in when, suddenly, there's no place for it to go. The Bucs fired him after the 2008 season. Soon the Raiders will leave for Vegas. He's closing in on the team facility now, the control tower at Oakland Airport looming outside.

"It's kind of sad, man," Gruden says. "What will they have once we go?"

Heaven is just the setup. The key conceit to Gruden's novel/movie/play about the football gods is that they've been watching and judging the sport like some celestial TV panel, and they're appalled by what they see. Yes, in this case writing is autobiography; Gruden happens to be upset about the same things. Most pressing, of course, is the CBA which limits his offseason time with players, restricts him to 14 regular-season padded practices, stops him from extending sessions an extra hour whenever he'd like. But that's just the iceberg tip. Overall, he's sure football is losing its soul.

"The state of the game? We have to put a GPS in Bobby's shoulder pad to see if he's working too hard," Gruden sighs. "We stop a high school game in Florida three times every half to give 'em a water break. We run a zone-read every play in college—don't even block the defensive end; we read him—because players can't push themselves. It's too risky; somebody had an episode six years ago. . . . Anyway, the Lord sees these gods and says, 'We've got a problem with football. I need you guys to go back to earth and fix this.'"

So down to earth go Bear Bryant, George Allen, Vince Lombardi and the rest. They don't look the same; they're young guys with names like Jimmy Bryant or Joey Halas. But they take over and go all Junction Boys on the millennials, with hard-ass practices and endless film sessions. It's Jon Gruden's fantasy football league. One god curses out a ref and can't believe it when he gets fined \$15,000. A bunch sit in on owners' meetings, disgusted by the obsession with marketing and fan experience. "I just think it would be hilarious," Gruden says.

Maybe, but any laugh would be sardonic. His time at the FFCA, and volunteer-coaching Deuce's and Jayson's high school team, convinced Gruden that the game faces a serious crisis of identity and morale. Almost as soon as the Bucs fired him, he began distributing personal funds to high schools, landed some corporate sponsors and spearheaded an initiative to raise hundreds of thousands of dollars for youth and prep teams. He says he's on a "mission to save football," and, yes, it's personal. The game gave him work, discipline and joy, and it has made him ridiculously rich.

"I wasn't worth a damn, but I was on a team, I had to [report] by seven o'clock," Gruden says of his time playing in high school and college. "I had to run through the line, not to it; my coach made me do it right. And I hated it at times. But if it wasn't for football, I wouldn't have any of these benefits. These

OAKLAND RAIDERS FEATURE CLIPS

geniuses tell you, 'It's a dangerous game, we shouldn't play, you can [learn the same things] in drama class.' I say bulls---."

Of course, Gruden is reentering an NFL in which throwback fashion applies only to jerseys. His appreciation for sheer physicality seems undented by the tragedy of player concussions and CTE research, and the one clanging note at his press conference was his curiously lax handle on national anthem protests. "I'm not really aware," he said, "of that subject at all." Meanwhile, the raw clay he's so eager to grab has this whole new texture.

"These players are different," says Jay Gruden, an offensive assistant under his brother in Tampa, and now the Redskins' coach. Jon "will have to adjust. College football is different now—less refined, a lot more no-huddle and spread offense, a lot less physicality. We're getting a different type of player. Some are fine, but some you have to teach. There's more ADHD, more video games. It's a matter of molding 'em, and that's why it's so important to get your hands on 'em. But these rules [limit] that. So you do the best you can: Draft well, get the free agents you want. . . ."

With personnel at even more of a premium, then, the new coach's relationship with Raiders general manager Reggie McKenzie figures to be crucial. Gruden wasn't shy about opposing Al Davis's draft picks or roster moves in 2001; he clashed with Bucs GM Rich McKay until winning that power struggle; and—together with McKay's replacement, Bruce Allen—he made a string of questionable player bets (Cadillac Williams over Aaron Rodgers in the '05 draft?) in his last six years in Tampa. Asked what makes Belichick so special, Gruden starts with "unrelenting drive," but very quickly he gets to "the great thing that he has: complete control of that organization."

But Gruden also says that years of grilling coaches and execs for TV broadened his appreciation for a team's total makeup and killed dead the notion that players were less vital to success than genius play calls. "I can work with Reggie," he says. "I need him."

For his part, McKenzie, who has known Gruden for 33 years and worked with him on the Packers' staff in 1994, says, "I really wanted to have him on board." Why else, when the Gruden hire was all but done, would McKenzie decline Green Bay's request to interview him for its vacant GM position? "If I had any doubt, I probably would've considered it," he says. "I have no question we can work together."

That imperative, of course, is urgent for reasons that go beyond last year's 6–10 stumble. Mark Davis would love to rejuvenate his Oakland fan base, go out with a bang before bolting for Vegas. And NFL history has seen plenty of popular coaches try, unsuccessfully, for an Act II. All with a stake in Gruden's return betray no worry in that regard, not least because he won his title against the Raiders, not with them. Yes, unfinished business. Here, Act II is less a restoration than it is a do-over: Davis feels his dad never should have traded Gruden in the first place.

Still. Mark can declare himself at peace now and put up \$100 million to prove it, but he's just like anyone else. He has no idea how Gruden will work this time around. This much becomes clear when the Raiders' owner, after spending two hours in a Walnut Creek restaurant preaching his new hire's every virtue, leans back against the booth, pauses and asks, "You still think he's got it?"

And in answer I end up weaseling a bit, repeating arguments about why he may and why he may not. I don't mention that this very subject is on Gruden's mind too; that on the quiet drive back from Ricky's he said, "If we don't win? It's going to be, 'Gruden ain't got it. He ain't got it.' But I know one thing: I still got it."

OAKLAND RAIDERS FEATURE CLIPS

But it's often the case, too, that those gifted with a distinctive edge are the last to know when it's gone. Gruden never won another playoff game after that Super Bowl with Tampa. He had unlimited power to shape and coach—and went 45–53 the rest of the way. His partisans will point to his five division titles or say the Bucs were hamstrung by the very trade that brought him to Tampa, all those lost high draft picks. Karma: One more win in 2008 would've put Gruden back in the postseason, but the 5–11 Raiders came to town for his last home game and won. Gruden's voice had worn thin. His West Coast offenses, heavy on veterans and ball control, struggled to score. And through it all, despite his reputation as a QB guru, he never did develop a great young passer.

"We helped do some good things in Tampa; it wasn't a total train wreck," he says. "And now [in Oakland] we've got a young quarterback signed for a long time. I owe it to myself to give it one more shot."

Indeed, it was only back at his office afterward, when Gruden spoke of Raiders quarterback Derek Carr, that I felt myself buying in. The coach was calm describing Carr's visit to QB Camp in 2014, but then he started mimicking Carr scribbling notes, leaning on his elbows—and within seconds Gruden's eyes were gleaming.

Then he started yelling, filling the halls with his voice, about how Carr had a rocket! for an arm and in one drill kept nailing this bull's-eye on a target; how, yeah, the damn CBA won't let him work with his QB right now, but Gruden brought his tapes along so he can watch Carr installing a hurry-up on the fly, see him adjusting to six different slot combinations, see him just grinding.

"Unbelievable," Gruden says. "I like him. Family man, married, two kids. He's just got it. He's alive."

And that's the moment I realized: Yeah, I'll steal that story idea. Football god arrives, mad and glad and hair on fire. And Gruden is right, it shouldn't be told with paper and ink. The entire thing needs to play out in high definition, week after lunatic week, loud and in living color.

BLEACHER REPORT

The Jon Gruden Time Machine

By Dan Pompei

September 5, 2018

A small Raiders helmet sits on a large workstation in a hotel room that has been converted to an office. Two desktop screens play cutups from not one but two servers. Within reach are a laptop, a stack of videos, a playbook and spiral notebooks. Also a highlighter, some pens and a cup of joe. The windows are covered, and the only way to know if it's day or night outside in Napa, California, is by the digital clock.

On the other side of these walls, Raiders players breathe hard and talk of rejuvenation, passion and energy. Beads of sweat trickle down the sides of their faces. More than 100 Raiders alumni in various stages of deterioration and inebriation tell white lies about the old days and laugh loudly. A group of Raiderettes leave a lovely aroma in their wake. Fans painted and costumed in all sorts of bizarre ways shake fists and make their voices as deep as possible to yell the things Raiders fans yell. And just across the street, a train full of tipsy tourists eating French food passes by.

OAKLAND RAIDERS FEATURE CLIPS

All of them—the players, former players, Raiderettes, fans and even the tipsy tourists—are buzzing about what is happening in this office.

But here, it's silent. Here, it's sacred. Here, it's magic.

Here, the Raiders head coach of past and present stares into a screen the way some might stare into a lover's eyes. Here, he studies the team's playbook the way some might study a Bible. Here, he scrutinizes the day's practice script the way some might scrutinize a credit card bill.

Here, Jon Gruden introduces the past to the future.

The past

They say time changes everything. But in some ways, time has changed nothing.

This is the same room in the Napa Valley Marriott that Gruden worked from during training camp from 1998 to 2001, when he was the coach of the Raiders for the first time.

Back then, Gruden watched everything Al Davis did. Now he draws on it. Davis would order a wedge salad chopped up. Now Gruden orders a wedge salad chopped up. He bought a bottle of the cologne Davis used to wear, Antaeus by Chanel, just so he can be reminded of what he smelled like. Some of the audibles and names of plays in Gruden's playbook are references to Davis.

"We are the same in that Al loved football; I love football," Gruden says. "I don't think he was on top of his golf game or shopping on Fifth Avenue. I didn't play any golf this summer. I didn't turn on the TV for six months. Now you got naked people in the woods on TV. Some of the stuff I see, it's like, really? I didn't do anything outside of football in the offseason. I took my sons to the UFC fight in Vegas. And I got to see Muir Woods in San Francisco. That's about it."

The last time Gruden and Davis spoke was Feb. 18, 2002, the day Davis traded Gruden to the Bucs. Davis died in 2011, leaving his son, Mark, in charge of his team.

Since Mark couldn't bring back his father, Gruden was the next best thing.

"God, I loved him, man," Gruden says of Al. "It is different without him here. When he'd walk in, whether it was a defensive meeting, offensive meeting or special teams, you had to be ready. You don't want complacency to set in. That's one thing he never let happen. I'm going to make sure his spirit, his legacy, remain alive."

And so Gruden reshapes this iconic franchise as Davis likely would have. Many of his offseason roster decisions were straight from the Al Davis book on how to put together a team.

Davis never hesitated to make a bold move, even if he knew he would be criticized, whether it was shipping off Kenny Stabler when Raider Nation thought Stabler was a football deity or trading Gruden himself at the height of his popularity. Gruden doesn't mind being in the eye of the hurricane either. He thought the Raiders needed cap space and cash this year more than the former Defensive Player of the Year, so he traded camp holdout Khalil Mack to the Bears, telling Bleacher Report simply of the deal, "We did what we felt was in the best interest of the Raiders moving forward."

Davis valued speed above all else. Gruden hired Tom Shaw, renowned as one of the finest speed coaches in the country, to be his strength and conditioning coordinator.

OAKLAND RAIDERS FEATURE CLIPS

Davis gambled on players who had not always walked a straight line. Gruden traded a third-round pick for twice-suspended wide receiver Martavis Bryant—then cut his losses by waiving him at the end of camp. He signed cornerback Daryl Worley eight days after he was arrested on six charges, including driving under the influence, disorderly conduct and a firearms violation. He drafted pass-rusher Arden Key, who reportedly went to rehab for a marijuana problem.

"I've seen what the right culture can do," Gruden says, looking up from his playbook and over his granny glasses. "You can put a guy in the channel of success. Just follow Bruce Irvin. Hang out with Derek Carr. Go over there with Jordy Nelson and Amari Cooper. Go out to dinner with these guys tonight. Here, take my credit card. When they are around every day and they are pushed and pushed, sometimes they start changing."

Tapping into small schools was a passion for Davis. In his first draft back with the Raiders, Gruden selected defensive tackle P.J. Hall from Sam Houston State in Round 2 and offensive tackle Brandon Parker from North Carolina A&T in Round 3.

Davis had an affinity for older players. These Raiders went to camp with 14 players 30 or older. Among the players Gruden acquired are 33-year-old safety Leon Hall, 35-year-old linebacker Derrick Johnson and 33-year-old wide receiver Nelson.

But he didn't just acquire them. He reveres them—and wants his young players to do the same.

"When Leon Hall walks in, know that he is in his 12th year," Gruden says. "Know that he's a badass from the Bengals and he's played with the Giants and the 49ers. Derrick Johnson walks in, have a little respect, man. That guy is the Chiefs' all-time leading tackler."

In the offseason, Gruden distributed packets on franchise history to his young players that included bios of Raiders greats and stories of memorable seasons. And he has embraced the alums. Shortly after being hired, he called old Raiders linebacker Phil Villapiano. "You're in, Phil," he told him.

Back during OTAs, Gruden had his rookies compete in a game of Raiders Jeopardy and narrated it savagely, to the delight of the veterans. He showed a photo of Johnson as a freshman at Texas and Hall when he was a freshman at Michigan. Blank stares. He played a video of Jack Tatum making a tackle and Art Shell making a block. "They had no idea they ever were on the face of the Earth," he says, one eyebrow up, the other down.

He had his new video director intercut Kirk Gibson's walk-off home run in the 1988 World Series with practice tape to send a message about playing hurt.

"My video guy, Joe Harrington, might be the greatest video guy ever," Gruden says. "Got him from the University of Tennessee, and he might be the greatest loss in Tennessee history behind Peyton Manning. Bernard King would be third."

When Gruden wanted to make a point about mental toughness, he had Harrington put together a video on Tom Brady. "He can't run, can't jump, he's too old," Gruden says. "He gets his ass knocked off. But he's a Terminator. He ran me out of Oakland in the Tuck Game. Damn. He brought those bastards back in a two-minute drill to beat us in a driving snow. They didn't do anything the whole night until the game was on the line. And here I am 20 years later, and guess who's still there. That's why I'm back."

OAKLAND RAIDERS FEATURE CLIPS

There are some aspects of the game he liked better before. Instant replay has run amok, in his opinion. He doesn't understand the regulations that prohibit contact between coaches and players for about three months in the offseason. He's not sure what a catch is anymore.

And he can do without some modern technology, like virtual reality training. "I don't want to wear goggles in my quarterback meetings, you know?" he says, putting his fingers in rings around his eyes. "I don't. We're not going to sit there in goggles and buy a spaceship. I'm not going to have some robot tell me what play to call."

But none of this diminishes his love of the game and his love of the Raiders. He is home again for the first time in 17 years.

Before camp, he held a pep rally for fans at Ricky's Sports Theatre and Grill just south of Oakland. He interacted with hundreds, including the fan known as Gorilla Rilla. Gruden knew him from his first go-round in Oakland. Another fan was dressed as if he got lost on the way to Comic Con. "I'm your meat guy!" he yelled at Gruden. "Hey! I'm your meat guy! Come by the grocery store, and I'll get you some meat! Go Raiders!"

It bothers Gruden that the Raiders have had one winning season in the last 15 years even though he had nothing to do with the last 15 years. They were his team when he was a boy, and they are his team always.

"We have the greatest fans and the greatest brand in sports," Gruden says. "I love this brand: the Raiiiiduhs. Cadillac, I love Cadillac. Every Cadillac I've ever been in, I love it. I'd rather drive a Cadillac than damn near do anything. It's class. I wish I was in a Cadillac now. I remember Jerry Rice putting on silver and black. He was in front of the mirror before he was going to go out for his first preseason game. 'Whoooo! Man, I love it!' Al Davis used to say, 'Close your eyes, Butch.' Silver and black, what do you think? Raiders."

The future

You might not believe what you were seeing if you were in that dark office when Gruden was studying page after page of Pro Football Focus reports. Or when he was telling his brother, Redskins coach Jay Gruden, that his team needs to subscribe to the analytics service.

When he was asked about analytics at the NFL scouting combine in February, Gruden said, "Man, I'm trying to throw back the game to 1998."

Gruden is 54 years old and looks like he's 44. But sometimes he talks like he's 74.

The truth? He is big into analytics and always has been.

"I was one of the first analytics guys in football," he says. "Ask Mike Holmgren. I had to do all the tendencies. What are we doing out of red formation, split backs? How many runs, how many passes? What are we doing on 2nd-and-10-plus? What are we doing on 3rd-and-1? What are our short-yardage tendencies—are we running left, or are we running right? I used to do it by hand. Now, Pro Football Focus does it all for you."

The Gruden time machine travels forward as well as back.

OAKLAND RAIDERS FEATURE CLIPS

During practice warm-ups one day, fans yell, "Welcome back, Chuckeeeee!" He turns to face them, raises his fist and gives them that big head nod. But this really isn't Chucky anymore. It's more like seed of Chucky.

The evolving Gruden has borrowed from coaches he visited during his nine years as an analyst for Monday Night Football on ESPN.

He has two large video boards on the practice field replaying everything that happens. The idea came from Adam Gase of the Dolphins.

Early in practice, right after stretching, the Raiders run ball-protection drills. That's how Gruden saw Pete Carroll do it with the Seahawks. It is a good way, Gruden thinks, to get energy flowing.

Gruden has Carr and the receivers work together after practice. Sean Payton did the same thing with Drew Brees and his receivers in New Orleans, reviewing audibles and running routes to make sure everyone was on the same page. Gruden believes it helps maximize on-field time.

Gruden learned from many coaches during his time off, filling stacks of spiral notebooks with thoughts. Among them was Chip Kelly. "He saw the world totally different," Gruden says. "He's a Martian. I thought it was cool, man. I thought the guy carrying the ball came from underground."

Gruden's offense, subsequently, has mutated. In fact, it is more likely to look like it's from 2028 than 1998. Greg Olson was Gruden's quarterbacks coach during his last year in Tampa, and he's his offensive coordinator in Oakland. He says Gruden's offensive playbook is 10 to 15 percent bigger than it was with the Bucs. He also says it's the most voluminous playbook he has seen in 31 years of coaching.

Gruden relies on a library of game tape that goes back to Crazy Legs Hirsch at least. He transferred his personal tape library from his office at the Fired Football Coaches Association in Tampa to the Raiders and stored it on a separate server from his Raiders tape. "Does any other coach in the history of the league have two servers?" he says. "I take pride in it."

He also has more ways to watch practice tape than he used to, with his quarterback wearing a helmet cam and with cameras attached to long poles around practice to focus on individual positions.

Of course, coaching is about more than operating a remote control. Some wonder how his lively personality will play with Generations Y and Z—that younger players might rebel against treatment like, say, in the middle of one recent presentation, when Gruden paused and stared at one of his young players to ask, "Hey, man, do you really have a tattoo underneath your lip?"

Gruden sneers at the idea. "I'm more conscious of a lot of things that these guys are going through because I have kids their age now," he says.

One of those kids, 24-year-old Deuce, is a strength and conditioning assistant for the Raiders and "the strongest 180-pound man in the world," according to his father. Deuce won a gold medal in the 2017 International Powerlifting Federation World Championship. Michael, 21, is a deejay attending the University of Tennessee, and Jayson, 18, is an aspiring MMA fighter.

Gruden is a classic rock guy, but he will tolerate Deuce's Slipknot that "rattles my bones" and Michael's

OAKLAND RAIDERS FEATURE CLIPS

techno mixes. "I'm learning," he says, but he's not learning well enough for running back Marshawn Lynch and defensive end Irvin, who voice their complaints to him about the music at practice.

But the banter cuts the monotony of camp, and they all had a laugh. It's funny how what divides people sometimes can draw them closer.

Gruden's intensity—"Huddle up! Huddle up! Goddammit!" he yelled when presnap confusion was evident on one practice snap—can be off-putting to some. But not to safety Marcus Gilchrist.

When Gilchrist walks by, Gruden says, "That might be one of my favorite players I've ever coached."

And then, "Hey, what's Klay Thompson mean to you?"

It's a code word Gruden used on offense that Gilchrist had deciphered in a recent practice. "I got you today," Gilchrist says, grinning.

"What about Kareem?" Gruden asks.

Yep, Gilchrist knew that one too.

And then, "You hear West Coast, what are you thinking?"

Gilchrist had figured them all out, and the player and coach chuckle.

"He's going to be my defensive coordinator in five years," Gruden says. Then he turns to Gilchrist. "But wait until you get the new series next week."

Gilchrist is looking forward to the challenge. "He's one of those guys," Gilchrist says, "that you want to run through a wall for."

Gruden thinks he knows why some coaches have struggled with gaining and keeping the attention of members of the younger generation.

"Don't you think a lot of it is that we've changed as leaders?" he says, spitting the words. "We've allowed some of this to happen. Sit up in your chair. Listen. This is a piece of paper. Why don't you write this down? Let me watch you. 200 Jet Dragon. It's the No. 1 play in our offense. This is what we are after in the meeting rooms. So sit up in your chair, man, c'mon."

Gruden does not have many rules. But his players know better than to be on their mobile devices when a coach is speaking.

"You think someone is going to sit in there and play Twitter while we are getting ready for the L.A. Rams?" he asks. "What the hell do you think this is? We give these guys plenty of free time. And they are connected to the whole world. They can Facebook, Facechat, Snapchat, Instagram. I've seen it all. And you're not going to pull that bulls--t over my eyes. I know what's going on. Me and my kids Snapchat my brother every so often just to stay connected. It's a cool thing, a great invention."

Says rookie defensive tackle Maurice Hurst, "He's a guy you can listen to talk all day."

The present

OAKLAND RAIDERS FEATURE CLIPS

What about all that money?

When Gruden is asked a question, the answer usually comes out rapid-fire. But this particular question hangs there in the dark office. And then the office seems to get darker.

"All that money," he says slowly. Gruden's contract with the Raiders reportedly calls for him to earn \$100 million over 10 years—the richest coaching contract in NFL history. "That comes later in the contract. I may not live that long. I don't have time to enjoy anything anyway.

"People ask me about it, it makes me want to coach for nothing, which I probably should be."

Gruden doesn't need the money. ESPN reportedly was paying him \$6.5 million a year. He has saved much and invested well.

"He ain't doing it for the money," Gilchrist says. "He loves the game."

What would Gruden say to his team about money?

"Who would play for nothing?" he says, scrunching up his nose, bottom lip over his top. It seems to be brighter in the office again now. "Raise your hand. Who would come out here tonight [continuing in a Wolfman Jack voice] and play Jones Junior High? They want to play us. Let's get their ass. Who will be here with me?"

Gruden might do this for nothing, but that doesn't mean he's always jolly. At practices, his black Raiders visor reveals how he's feeling.

Square and tight. Mood: What's up?

Off his head, in his hand. Mood: Come on now.

Low over his eyes so he has to tilt back his head to see. Mood: Are you kidding me?

High on his head, slightly askew. Mood: What the hell?

Whatever the mood, he really is into it. "He's the same guy with maybe more energy," Olson says.

"He is rejuvenated," says Jeff Leonardo, whom Gruden hired to be a coaching assistant after they worked together on Monday Night Football.

Among Leonardo's responsibilities is showing up in Gruden's driveway every morning—usually at 4:15—to drive him 26 miles to the office. "I can't drive worth a damn," Gruden says. "The first few days, I was driving to work and cars were going like 85, 90. I'm like: 'Holy s--t! I'm going to get killed.'"

So now, Gruden sits back and works on scripts for the day or plays "Name that artist" with Leonardo, a former roadie for rock acts, including the Rolling Stones and Paul McCartney. They listen to SiriusXM channels Classic Vinyl, Classic Rewind, Ozzy's Boneyard, Hair Nation and '70s on Seven. Gruden is better served riding shotgun and controlling the radio than he would be concerning himself with merging traffic or changing lanes.

OAKLAND RAIDERS FEATURE CLIPS

"I just want to match the effort, work ethic and focus that I had the first time," he says. "I want to match those things—nothing else. Worry about what you can control."

There is something else he wants. "I want to have fun," he says. "I'm here to have fun. I like laughing, man. I'm not going to be miserable. I didn't have any fun the last three or four years when I was coaching."

Fun? Fun was filming his assistant coaches running plays back in March so he could show the players what it is supposed to look like. Tom Cable at center making the protection calls, flanked by Tim Berbenich at left guard and Lemuel Jeanpierre at right guard. They wear big black shirts with letters corresponding to their positions. Jemal Singleton is H. Frank Smith is J. Olson is Z. Edgar Bennett is X, and he pulled his hamstring running a chase route. Brian Callahan is the quarterback. "He had a QB rating of 155," Gruden says. "It's good s--t, man."

Fun? Fun is telling AI stories to an audience that hasn't heard them before. "I used to watch him come out of the tunnel at games," Gruden says. "I'd be on the field. I'd hear this ruckus. People going crazy. I looked down, AI's hair's flying back in the wind. He has his white suit on. He's pointing at the Black Hole." Gruden squints and imitates Davis. "Ahhhhhhh!"

Coaching Derek Carr, now that's fun. Carr is the quarterback Gruden always wanted but never had.

To some, Gruden and Carr seemed to be an odd match, but they are bringing out each other's best, challenging each other daily. They are the first ones in the office and the first ones on the practice field. During OTAs, Carr tried to beat Gruden to the office. He set his alarm for 4 a.m. and went straight to his car. When he arrived, Gruden's car was already in the lot.

Back in April, Gruden tried to make it easier for Carr than he did for his quarterbacks in previous jobs by asking for his participation in determining new terminology. Gruden, Olson and Carr came up with more concise play calls than Gruden previously used.

In camp, Gruden and Carr meet in a room that connects to Gruden's office. It's the same room in which Gruden met with Rich Gannon. Back then, there was a pool table in the room. Gruden got rid of it. The room is for working, not playing.

"Last night, I was saying we need to slip some NyQuil in his coffee—try to tone him down at night so he can get some rest," Carr says. "He'll make these elaborate cutups. I know it takes a long time to make an easy 20-play cutup of a certain coverage and certain look. He makes cutups with maybe 80 plays each and eight coverages, and he does it every day. He finds them in every which way, from college football, pro football, from 1998, from 1976. Where does he find the time?"

As Carr was finishing up a day's work in the spring, Gruden stopped him.

"I just want to tell you I love you and appreciate you," he told him. "Your work ethic is awesome. If you screw up, it's my fault because I didn't prepare you well."

That was all Carr needed to hear. "Now, if I screw something up and he gets on me, I don't question it," he says. "It's more like I feel like I let my dad down, and you don't want to do that."

The Gruden that Carr describes does not jibe with his reputation.

OAKLAND RAIDERS FEATURE CLIPS

"He's one of the most loving people I've ever been around," Carr says. "He's family. I know he loves me, would give me the shirt off his back. He would do anything for my two boys, for my wife. He wants to know everything about me. He wants to meet my doctor. He wants to meet my agent. He wants to meet my business team, my parents, my brothers, my nieces, my nephews. He told my brother [NFL Network analyst David Carr] he can come whenever he wants."

Yes, this is a honeymoon.

Gruden has not had to live through a regular-season loss yet. A bad call has not gone against him. A draft pick hasn't flopped. An ominous cloud rarely has darkened the sky.

The Mack ordeal has tested him. But for the most part, he has been Jonny Sunshine.

Negativity and impatience did not serve Gruden well in his first coaching incarnation. He knows it. And he waited nine years for this, the perfect opportunity.

Gruden, as those his age tend to be, is more appreciative than he once was. People who have known him for years have noticed a mellowing.

"Last time I was here, I was 34 years old," he says. "I saw football as X's and O's and the urgency to get better as the primary focus. I probably was nuts. Now I'm trying to slow the train down and have a different perspective that way. I try to take more interest in these guys than I did last time. I try not to scream and yell and get all unglued all the time."

Old coach, new man?

This office is the intersection of yesterday and tomorrow.

"We're proud of our past here," Gruden says. "But like Al Davis used to always say, 'It's time for someone to take this team into the future.'"

And there is no one better to do that than the man who works in a dark, familiar hotel room, oblivious to the world outside.

Quarterbacks Coach Brian Callahan

THE ATHLETIC

Brian Callahan feels back at home with the Raiders — now he has to get AJ McCarron ready in a hurry

By Vic Tafur

September 8, 2018

If we're ranking the people who took the news hardest when the Raiders cut backup quarterbacks Connor Cook and EJ Manuel last week, quarterbacks coach Brian Callahan might be fourth or fifth on the list.

"I really liked Connor and EJ — they're really good people — and I spent more time with those guys than I do with my wife," Callahan said after practice on Friday. "It's like, 'Maannnnnn.' You never really like to see those guys go but you have to deal with it, and I will always stay close to those guys and text and check in on them. But it's part of the business."

The Raiders had invested a lot of time and money in Cook and Manuel, and just like that they traded for AJ McCarron and hit the reset button. With coach Jon Gruden and offensive coordinator Greg Olson focused on Monday's season opener, it's Callahan's job to get McCarron up to speed.

The former Bengals and Bills quarterback arrived in Alameda on Sunday, and he and Callahan met for ... what, a couple hours? Four? Six?

"We met for as long as two people could meet," Callahan said. "And then the same Monday. It's been a long week for me, man. But it's been a good week. He makes it easy because he is a veteran player and he is really, really smart."

Callahan, 34, is no stranger to long weeks in Alameda. When he was at De La Salle High, his dad, Bill, was the offensive coordinator for the Raiders under Gruden, and then as head coach, he took the Raiders to the Super Bowl. Brian would help out the equipment guys and occasionally throw passes to Jerry Rice and the other receivers after practice.

"I never thought I would be back," Callahan said. "But the Raiders always held a place in my heart and this has always been home to me. Most of my friends still live out here ...

"Hey, they didn't fire me 20 years ago," Callahan said, laughing. "I am excited to be back. It's been a blast."

Callahan wanted to be a quarterback like Rich Gannon when he grew up and walked on at UCLA. He settled for earning a scholarship as a senior as a holder, and was planning to be a teacher before he enjoyed being a graduate assistant coach with the Bruins and then offensive coordinator at Serra High in San Mateo.

"I realized, at 23, I wasn't ready to settle in and teach for the next 30 years," Callahan said.

So he ran his idea of coaching for a living by his parents.

OAKLAND RAIDERS FEATURE CLIPS

"My dad said, 'You know what you're getting into,' and my mom said, 'Are you out of your mind?'" Callahan said. "And here we are."

Callahan took after his dad, but only so much as their position specialties allow. Bill now coaches the offensive linemen in Washington, as he's done throughout most of his 38-year coaching career.

"I share my dad's intensity," Callahan said, "but I don't know if I share it to his level. He coaches a different position, and he's half out of his mind when he is talking to those big guys and getting them ready."

"But ... if anybody ever told me ... at some point in my life, they came to me and said, 'You teach as good as your dad does,' that would be it for me. That's as good a compliment as I could get. He's a phenomenal teacher. His ability to teach details and fundamentals and techniques is as good as anybody."

McCarron had thought he was going to be the Bills starting quarterback at the start of training camp, and was a little surprised when they traded him for a fifth-round pick last Saturday.

"You just try to figure out where your bags are and how you're going to get your clothes in there and when the flight is," McCarron said before practice on Thursday. "It's just part of the business. You're always excited for a new adventure."

While McCarron was on the plane, Callahan watched all of McCarron's preseason snaps and then watched his snaps with the Bengals from his first four years in the league.

"I think he is a really good player," Callahan said. "The guy won two national championships at Alabama. And he's played well in this league when called upon."

The Raiders had been keeping an eye on McCarron well before Saturday, according to Olson.

"We had some intel on AJ from coaches that had worked with him," Olson said. "We were happy to get him."

McCarron has been sleeping with the playbook, and says he will be ready if Derek Carr gets injured on Monday night.

"God forbid I get in there, it's not going to be perfect," McCarron said. "But I know how to battle and keep trying."

Callahan said he has not scaled back the playbook for McCarron, but he is only feeding him information in smaller bites.

"It's not the easiest thing in the world," McCarron said. "I'm trying my hardest. Callahan is doing a great job of working with me. I've been coming in really early, spending a lot of time staying late."

McCarron said the Raiders have entirely "different schemes and thought processes than the Bills do, but a lot of the plays are similar."

"He's run plenty of the same concepts, they just called it something different," Callahan said. "I just have to translate and we spent most of our time just getting caught up with the base system."

OAKLAND RAIDERS FEATURE CLIPS

That's where it being game week helped Callahan and McCarron. A lot of the playbook has already been pared down to this week's gameplan and call sheet.

"He can narrow his focus, and we can fill in the gaps as we go," Callahan said.

And whether it was Cook, Manuel or McCarron, Callahan and the other coaches' plan for the backup doesn't change.

"Every Saturday night, I will sit down with the backup and ask him his favorite third-and-2 call," Callahan said. "Give your favorite third-and-6 call. Give me your top three dropbacks."

"So I always have an idea, should it ever come up, I can go to Coach and say, 'This one, this one, this one.' So Coach has an idea of where he is at and what to call."

Callahan first met Gruden in 1995, when he was in the seventh grade. Gruden was the Eagles offensive coordinator and Bill was the offensive line coach.

"(Gruden) hasn't changed much at all," Callahan said. "I used to sit in on his quarterback meetings at training camp. I would help the equipment guys and throw to the receivers at minicamp. He is the same guy. He is about as good a football coach as you will ever come around."

Gruden had told several members of his current staff that he might return to coaching one day and to be ready for the phone call. Callahan had no idea he was on Gruden's list.

"I saw him here and there, when he was doing the broadcasting, and I would say hello to him. He and my dad are still close ... but I got let go in Detroit and Jon was one of the first people to text me about a job."

Callahan can have a relationship with quarterbacks that is different than Gruden's and Olson's because he is so much closer to them in age.

"There is a relatability that helps and I can sort of work as a bridge between everybody," Callahan said. "It's a good role. I like it."

Working with Carr was a big part of the draw of coming to Oakland.

"It's why a lot of people came here," Callahan said. "He is a bona fide starting quarterback in this league who has had success and is only getting better."

Like everyone else, Callahan wondered from afar why Carr had the dip in performance last season. He and Olson sat down and watched the film, and came up with a list.

Not surprisingly, Callahan doesn't wish to share that list.

"I don't want to get into specifics, but I think there's definitely cases where I think checking the ball down a few more times a game is going to make a difference between your completion percentage being 62 and being 70. And not forcing the ball.

"Quarterbacks that have confidence want to push the ball down the field. And they believe they can do

OAKLAND RAIDERS FEATURE CLIPS

it, and they should. But sometimes the 4-yard throw is good, too. So you look at maybe being more efficient in how we're approaching the decision-making process."

Before he was the quarterbacks coach in Detroit, Callahan spent six years with the Broncos and really studied under his quarterback, Peyton Manning, early on.

"He is one of the biggest influences on how I approach my job and quarterback play," Callahan said. "How I go about teaching it. He is by far the greatest preparer I have ever seen. And maybe there ever will be. If you said this is how it's supposed to look, it was 10 times that. And not everybody is wired like him, but there are a lot of elements about how he went about his business that help quarterbacks improve."

Callahan was on call 24-7 with Manning.

"I was the information giver," Callahan said. "I had to watch everything and try to anticipate what he was going to ask for. He would always ask so many questions in meetings, and I wanted to tell him and tell him with some affirmation."

Gruden, Olson and Callahan have tried to tell the quarterbacks why they are running certain plays, and that was something Cook said he really appreciated. That is, before he was cut last Saturday.

"I think it's incredibly important," Callahan said. "If you're a quarterback and you're just running plays, I don't think you can visualize what we're trying to do. They should be thinking, 'We're trying to attack this, and if that's not there, here is the answer.' We're always trying to provide answers for the quarterback."

And with that, Callahan was off to another meeting with McCarron.

Defensive Coordinator Paul Guenther

NBC SPORTS BAY AREA

Paul Guenther adept teaching Raiders to play new style of defense

By Scott Bair

August 7, 2018

NAPA – Paul Guenther breaks the offseason and training camp into three phases. He installs the new Raiders defense in each one. Repetition, it seems, leads to mastery.

The last phase starts in training camp, but the final installation runs unlike the previous two.

Lectures are over. In Napa, students become the teacher. Guenther randomly calls players to the front of the class to decipher plays and call out the adjustments required to make them work well.

Guenther's teaching methods have worked well. Scheme retention was strong following a summer off, a positive that allowed the Raiders to hit the ground running in training camp.

That's no easy task. Guenther's defense is vast, loaded with plays that include deception and disguise. It's well respected, with a long track record of success. It doesn't matter, Guenther says, if he can't transfer his knowledge to those who execute.

"Football is a simple game made complicated by coaches," Guenther said on this week's Raiders Insider Podcast. "You have to teach the system in a way that all 11 guys understand everyone else is doing. You can't exist in the little world of your position group. They have to know how others fit around them. If they understand why I'm making calls, and what everyone is supposed to do, then they can make in-game adjustments on Sundays. We need to be fast-minded. The only way you can play fast is to have the system down."

Players rave about Guenther the teacher. Derrick Johnson called him a mastermind. Leon Hall says players learn well because he can identify with every position group.

Marcus Gilchrist enters the season with his fourth team and fifth defensive coordinator. The safety knows the importance of getting a message across, and considers Guenther great at it.

"Probably one of the best ones I've been around in my eight years," he said. "Getting guys to understand whatever their role is on this defense or a certain coverage, whatever scheme that it is, probably the best that I've been around at getting guys to learn a scheme and being able to teach it the right way."

Guenther can sense when somebody doesn't get it, even when they're unwilling to raise a hand.

"If there's a look of uncertainty on your face or in your body language, he's going to see it and help you understand it," weakside linebacker Tahir Whitehead said. "He's not just going to give you a coaching point and then back off and expect you to have it. He wants you to think the way he's thinking. He wants us to take ownership of the scheme."

OAKLAND RAIDERS FEATURE CLIPS

The scheme works. It came from Marvin Lewis and Mike Zimmer in Cincinnati and refined by Guenther the past four seasons.

Zimmer was his biggest influence, someone who helped establish his own defensive philosophy.

"He's incredibly smart," Zimmer said in March. "He was able to add to the things we did in Cincinnati, and was creative finding new ways to get the job done."

Guenther thrived on his own, after Zimmer left to become Minnesota's head coach in 2014. The Bengals finished in the top half in scoring defense each year under Guenther, with two campaigns in the top 10.

The Raiders, by contrast, never finished above 20th in that same span.

Guenther is equal parts tactician, motivator and college professor, with a track record of success unknown in these parts over the last decade.

Head coach Jon Gruden has given Guenther relative autonomy over the defense, with control to implement the scheme and arrange the depth chart. Guenther had a chance to leave Cincinnati in 2014, with offers to join Zimmer in Minnesota or Jay Gruden in Washington. He stayed home then, but felt it time to move on with Jon Gruden came calling. Guenther was part of the Gruden package, and is an integral part of this coaching staff.

Guenther and Jon Gruden are close friends, but have developed a rivalry that ratchets up practice intensity.

"Coach Gruden is on me all the time instilling that, 'I want to kick Coach Guenther's butt every day,'" quarterback Derek Carr said. "I think he wants to embarrass us as well. That little rivalry, that little work is the same. But you'll see us all three at dinner together – we're a team – but it definitely helps us come the season.

"...Ask any quarterback in the NFL, Coach Guenther is one of the best in the NFL and it's not even close. He gives you the most problems, he presents the most challenges, he makes you think more than anybody. He's one of the best and I'm glad he's here."

Guenther doesn't blitz much but disguises his intentions well and works to find favorable matchups for his best players. He wants to establish a tough defense that knows its stuff. That's why teaching the scheme right in the offseason and training camp is vital to regular-season success.

"We're going to be a physical team," Guenther said. "When you come to play the Raiders, you'd better pack a lunch pail. We're going to be smart situationally, we're going to create turnovers and we're going to get after the quarterback. I grew up watching the old Raiders defenses. I'm trying to get us back to that."

Strength and Conditioning Assistant Kelsey Martinez

LAS VEGAS REVIEW-JOURNAL

Kelsey Martinez strengthens Raiders as 1st female assistant coach

By Michael Gehlken

August 5, 2018

NAPA, Calif. — She wore a black hooded sweatshirt and black pants when pacing the Raiders' practice field. Her brown hair sat in a ponytail, a whistle in her right hand. She monitored the dynamic-stretching technique of 80-plus NFL players, all of whom awaited her next call.

"Stride forward." They strode.

"Backward run." They ran.

"Three-step cuts." They cut.

This is Kelsey Martinez at work. On the football field, she says, she seldom thinks about any trail she's blazed. But there have been conversations with Raiders coaches, men who have daughters. They've thanked her for embodying how their girls can do whatever they want in life.

"That's when it started to hit: 'Oh, wow. This is a big deal,' " Martinez said. "To be an inspiration for them is huge to me."

Martinez is an example of how initiative and work ethic can lead to an NFL opportunity at age 26. She also happens to be a woman. Part of an organization that has broken race and gender barriers in its history, the strength and conditioning assistant is the Raiders' first female assistant coach.

Martinez joined in March and is nearly two weeks into her first training camp.

She seems to have acclimated well to the Raiders — and they to her.

Some players worked with Martinez before her arrival. Of those in camp, nose tackle Justin Ellis, defensive end Bruce Irvin, outside linebacker James Cowser and defensive end Shakir Soto have conducted offseason training at Tom Shaw Performance at ESPN Wide World of Sports in Orlando.

Martinez worked for four years under Shaw, whom she said "treats me like a daughter" and is "the closest thing to a father figure to me." Shaw now coordinates the Raiders' strength and conditioning department. She credits the mentor for the respect and support received, be it in Florida or here in California.

But she is plenty responsible for that reception, too.

Martinez can stand on her own merit. For example, Cowser credits her for refining his sprint technique. Once in Orlando, she watched his movement and suggested focus on pushing off the ground more with his feet when he explodes to run. Cowser did so and followed with his best recorded time on the drill, he said.

OAKLAND RAIDERS FEATURE CLIPS

"She's super awesome," Cowser, 27, said. "I mean, there's a reason I went to Tom Shaw in the offseason, right? When I first met her, from the beginning, she opens her mouth, and you instantly know she knows what she's talking about. It's the same reaction here with all the guys. At first glance, you're like, 'Wow, that's a woman.' And then they start talking, and it's, 'Oh, that's a coach.' You know what I mean? It's that instant switch of, 'Oh, that's interesting,' to, 'Oh, I need to get my feet up.'

"It instantly becomes business, and that's what it's all about. I think that's a testament to her and who she is because she's able to get us to switch into work mode. We don't think about male-female whatever. It's just business and how can we get better."

'You can't limit yourself'

Martinez grew up in Pueblo, Colorado.

A softball standout, she played outfield at Bethany College in Lindsborg, Kansas, before transferring closer to home. She ultimately earned a Bachelor degree in Exercise Science from Colorado State University, but her education continued under Shaw's tutelage.

This offseason, the Raiders have noticed results from their strength and conditioning department. Perhaps no position group exemplifies this more than offensive line, a group that collectively struggled this spring to keep up with the pace that coach Tom Cable dictated during individual drills.

Tackle David Sharpe, guard Jordan Simmons and guard Denver Kirkland are among those who followed a personalized plan, lost weight and showed improvement in camp.

Martinez is focused on inspiring such success stories. Yet, she inspires more.

Running backs coach Jemal Singleton and his wife have a young daughter. He has thanked Martinez for being an example to her. Months ago, special teams coordinator Rich Bisaccia had dinner with different members of the strength and conditioning staff, including Martinez and Shaw.

He thanked her, too.

"I have five sisters, and I have three daughters," Bisaccia said. "For them to be able to, along with all other females, see that she's accomplished this goal is going to give them a chance to realize, 'Wow, this is a path I can take.' ...She carries herself extremely professionally. She's incredibly knowledgeable in what she's trying to teach these guys. She hasn't missed a beat with the players. ...

"Once a pro player feels like you're knowledgeable and you can help them get better, they're going to listen to you. And I feel like with Kelsey, that was evident right away, not only to the coaches but certainly to the players."

For the New York Jets, Lee Brandon is widely credited as having become the NFL's first female strength and conditioning assistant. That was 1990.

All these years later, an NFL weight room remains a male-dominated setting. None of the league's other 31 teams have a woman listed on their strength and conditioning staff, according to the directory page posted on each club's website.

A message accompanies Martinez' journey.

OAKLAND RAIDERS FEATURE CLIPS

It can apply to any gender.

"Don't create limits on yourself," Martinez said. "There's many excuses or whatever that can be made, but at the end of the day, what do you love to do? I was able to find what I love to do, and that's working for Jon Gruden every day. 'Do you love football?' That's his number one question. Do you love football? Do you love what you do? Why limit yourself or who you are if that's what you want?"

"I didn't let that try to ever stop me. More than anything, I'm thinking of how young I am coming in here versus me being a girl. You can't limit yourself."

BAY AREA NEWS GROUP

Kelsey Martinez blazing trails and inspiring as first female coach in Raiders history

By Matt Schneidman

August 15, 2018

Kelsey Martinez approached Mallory Singleton right when she noticed her on the Coliseum field last Friday afternoon. Martinez, 26, is a strength and conditioning assistant for the Raiders, the first female coach in team history and currently the NFL's only female strength coach. Singleton, 5, is the daughter of Raiders running backs coach Jemal Singleton.

The 5-year-old looked up in awe at Martinez, who couldn't help but hoist her and ask for a picture before the Raiders' preseason opener against the Detroit Lions.

"It's one of those things as a father, you want your daughter to have those aspirations to be whatever she wants to be. It's nice to have something she can put her eyes on and say, 'She's a coach. I could be a coach,'" Singleton said. "I know a lot of hype has been put on, 'She's female.' She's just a good strength coach. That's going to be the bottom line at the end of the day and that's what she does well."

This is one of the most rewarding parts of the job for Martinez, when young girls look up to her. Of course she knows the rarity of women in her profession, but she wants to be coach first, female coach second. Raiders head strength coach Tom Shaw has known Martinez for eight years. They worked together extensively at Shaw's training center in Orlando for almost five, and Shaw recommended to Jon Gruden she be one of his lieutenants. Gruden even sent one of his two right-hand men, Mark Arteaga, to watch Martinez work out professional athletes in Orlando.

Now she continues to break barriers for an organization historically known for doing so, even if she doesn't always look at herself that way. She'd rather spot Kelechi Osemele, maybe the strongest player on the team, or reduce aching in Froste Rucker's knees by recommending one-legged squats with less weight instead of two-legged ones with more. Those are the day-to-day tasks that fuel pre-dawn wakeups for Martinez, who in her first season with the Raiders is sticking out as the only female on the field but at the same time fitting right in.

"Believe me, if she didn't know what she was talking about when she would actually talk to them and didn't know the program, they would find somebody else to go to because they're all trying to stay in the league," Shaw said. "In the NFL, that's what you have to do is you have to prove yourself in order to be accepted and she has proven herself."

OAKLAND RAIDERS FEATURE CLIPS

Martinez grew up playing softball because she hated being indoors. Without a college softball career, she sought ways to stay around athletes. That's where her desire to be a trainer bloomed. Martinez interned with NFL strength coaches, some of whom ventured to Orlando to learn from Shaw. Once she sampled a taste of the NFL trainer life, she wanted in.

At Shaw's performance center, Martinez oversaw the regimens of over 40 MLB players, including Cleveland Indians All-Star shortstop Francisco Lindor and Miami Marlins third baseman Martin Prado. She worked with other professional athletes, too, four who happen to be current Raiders – Bruce Irvin, Justin Ellis, James Cowser and Shakir Soto. She was nervous to first train pros as a college student under Shaw, who has groomed a litany of NFL first-round picks, No. 1 overall picks and Super Bowl MVPs, but gradually earned a reputation as a trusted trainer that eased her nerves.

Gruden liked what he saw in Martinez so much after Shaw and Arteaga's recommendations, he told reporters in March at the annual league meeting, "She's spectacular. Wait 'till you meet her." We've waited until now since Martinez has been reluctant to do interviews and instead let her work do the talking. She still needed to prove herself in the NFL, like Shaw said, and relied on the word of those Raiders she'd trained before to vouch for her to those she hadn't when she came on board.

Ellis, a starting defensive tackle who trained at Shaw's facility, remembers the reaction when teammates heard Gruden hired the NFL's only female strength coach.

"Guys were like, 'Oh, man, we got a woman trainer,'" he said with a slight tone of shock. "I was just telling them, 'She knows what she's talking about.' ... She knew more than the guys that are working in some areas."

These days in Napa, Martinez and the rest of Oakland's strength staff arrive in the weight area around 5 a.m. (In Orlando they started at 9 a.m.) When the strength staff first joined the Raiders early in the offseason, in order to absorb the new system quicker, they rose an hour earlier. But now players trickle over the dew-stained grass and into the outdoor weight facility around 5:30 or 6 a.m. Players can lift at three different times throughout the day, and Martinez and Co. are there to supervise each one.

She intently watches practice, too, so she can incorporate position-specific drills in agility and strength work during the next offseason program. Right after practice ends around noon she'll dart around the weight area, spotting for Jordy Nelson one second then instructing Rucker the next and helping Derek Carr on the bench press another. There's far less time to interact with players during training camp than there was during the offseason, when she worked with them for four-plus hours on some days.

"Our day stays very busy. We're never chilling," Martinez said. "Some people have said that, 'You'll kind of just be hanging back, only working with them in the weight room.' I can't imagine that. There's too much going on."

Even without weights or speed drills, Martinez connects with players. She reserves two pages of paper for each player with the theme, "What's your story?" They open up to Martinez about everything from life in elementary school to their parents' history, Shaw said. She then shares those backgrounds in staff meetings, so coaches learn about players beyond the gridiron and the bench press.

It seems like the new coach in town has endeared herself to all the players she didn't know just fine.

"She's been great working with the guys," Carr said. "I haven't heard anybody complain or anything like

OAKLAND RAIDERS FEATURE CLIPS

that, like 'Oh man, she didn't know this or that.' She's very smart. She knows her stuff. I think that's why she's so respected."

Back in 1990, Lee Brandon became the first female strength coach in NFL history when she joined the New York Jets' strength staff. Martinez wasn't even born. Female coaches in the NFL have rarely surfaced in the 28 years since, whether they be on strength staffs or as position coaches, and only in recent years have women carved out roles in the league.

Jen Welter became the league's first female position coach in 2015 when she coached inside linebackers for the Arizona Cardinals during training camp and the preseason as part of an internship. Kathryn Smith became the first full-time female coach in 2016, serving as special teams quality control coach for the Buffalo Bills. The San Francisco 49ers hired Katie Sowers as an offensive assistant before the start of last season, making her the second full-time female coach.

Currently Martinez is the only female strength coach listed on a team website, which brings a smile to the first one in league history.

"I'm absolutely elated and love that the NFL is embracing women in such a classically male-dominated arena," Brandon said earlier in the offseason. "It's very exciting, and I'm mostly excited because I think that as strength and conditioning specialists, if you look at any of the top NFL websites and you touch the coaching tab, you'll see underneath the head coach, the line coaches and all the coaches, you're always gonna see the head strength coach and the assistant strength coach."

Martinez doesn't care much if her name is on a website or if she garners attention. Her biggest reward comes when players say they feel better during practices and games because of something she's worked on with them. That, and inspiring young girls to follow goals some might deem unrealistic, is why she rises at Jon Gruden-esque hours to hone her craft.

To others, she may be a pioneer.

To Kelsey Martinez, though, she's just doing her job.

SAN FRANCISCO CHRONICLE

Kelsey Martinez breaks ground as Raiders' first female assistant coach

By Matt Kawahara

September 14, 2018

Kelsey Martinez crawled at five months old and walked at nine months, says her mother, Khris Fuentes. She rode her first bike without training wheels. She hated being inside and spent much of her childhood in Pueblo, Colo., outdoors and playing sports.

"She was in the trees, she was playing baseball, you name it," Fuentes said. "Everything that the boys could do, she could do."

And still, when Martinez told her mother she intended to pursue a coaching job in the NFL, Fuentes figured there would be challenges.

OAKLAND RAIDERS FEATURE CLIPS

"I told her, 'That's great, and I want you to have goals like that, and I hope you can achieve that,'" Fuentes said. " 'Just know that's a male-dominant type of career — or not even really career, just atmosphere.'"

That conversation, Fuentes said, happened a little over a year ago. Martinez is now in her first season as a strength and conditioning assistant for the Raiders. She's the first female assistant coach in the team's history and the only female strength coach in the NFL. Sunday, her family and friends will make the trip to Denver to watch her at work as the Raiders play the Broncos.

At 26, Martinez is once again the embodiment of forward progress.

In the NFL, it seems, the times are catching up.

Five years ago, there were no women in full-time roles on NFL coaching staffs. Currently, there are three — Martinez, Katie Sowers with the 49ers and Phoebe Schecter with the Bills.

Lee Brandon was the NFL's first female assistant strength coach with the New York Jets in 1990. Jen Welter became the NFL's first female position coach in 2015 when she was hired by Arizona to coach linebackers in training camp and preseason. Kathryn Smith became the first woman in a full-time NFL assistant coach role in 2016, as a special teams quality control coach for Buffalo.

Sowers was hired by the 49ers as an offensive assistant in 2017, becoming the league's second female full-time assistant coach and the first openly gay NFL coach. Buffalo appointed Schecter to a season-long coaching internship last month, assisting the Bills' quality control coaches.

It's progress, said Sam Rapoport, the NFL's director of football development, whose efforts to broaden the pipeline into NFL football operations include creating the Women's Careers in Football Forum in 2017. She said in a phone interview the forum is "seeing some good results" and the ultimate goal "is to normalize women on the sidelines in football."

"Kelsey is certainly a first, and it was monumental when she was hired," Rapoport said. "We certainly want to celebrate firsts. But then we want to move on and let these folks do their jobs and impress the people that they need to, like every other candidate and intern and temporary employee."

In August, during training camp, Martinez said attention accompanying her groundbreaking role is "something that has come with the territory a little bit." But she has remained focused on the job itself.

"How I got here, I'm not surprised in a sense, just because I got to see, first of all, the athletes work, and then their coaches work with them," Martinez said. "I was like, this is something, if you want to do it, you can do it. The only person that can stop you is you."

After high school, Martinez attended Bethany College in Kansas for a year, playing softball, then transferred to Colorado State, entering its health and exercise science program. She landed an internship, and later a job, at Tom Shaw Performance in Orlando, Fla., working with athletes at levels including the NFL and, Shaw said, managing the regimens of more than 40 MLB players.

Shaw was hired this spring by head coach Jon Gruden as the Raiders' strength and conditioning coordinator, and said that before filling out the rest of the staff, Gruden sent trusted aide Mark Arteaga to Orlando to watch Martinez work with athletes. The report back was positive.

OAKLAND RAIDERS FEATURE CLIPS

"The biggest thing is she has the ability to help guys get better," Shaw said in August. "Believe me, if she didn't know what she was talking about when she talked to them, and didn't know the program, they would find somebody else to go to. ... I think in the NFL, that's what you have to do — you have to prove yourself in order to be accepted. And she's proven herself."

Martinez usually leads part of team warm-ups in practice and monitors practices to give player- or position-specific feedback. Off the field, she works with players in the weight room and speed and agility drills. She also learns about their backgrounds to help broaden the coaching staff's knowledge of individual players.

Tight end Derek Carrier said he thought little of it when he learned the Raiders had hired a female strength coach.

"I've been in positions before where we've had female athletic trainers," Carrier said. "To the outside world, I feel like it's a big thing. But at the end of the day, if people can do their job, it doesn't really matter who they are or what their background is. She's an awesome strength coach, and that's perfectly how it is."

Going into her first NFL job, Martinez said, she felt "confident in what I was doing."

"In the beginning, you have to build everyone's trust as players," she said. "Now we're just getting them in and out, making sure they're getting stronger, faster, more explosive. And when they buy in, it's easy to do that."

Martinez is now immersed in the grind of her first season. Still, having spent the past few years living in Florida and California, she said she's looking forward to Sunday's game in Denver, where she expects more than 20 family members and friends in the stands.

"It's like a homecoming game for me," Martinez said.

Fuentes said she attended plenty of Broncos games in the past. Sunday's will be different.

"It's going to be so exciting," said Fuentes, Martinez's mother. "A lot of people ask me if I'm now a Raiders fan or if I'm a Broncos fan. And I usually tell them, 'I am a fan of my daughter.'"

S Erik Harris

THE ATHLETIC

How a letter written by his mother ignited Erik Harris' journey to the Raiders

By Vic Tafur

August 17, 2018

Christine Higgins, after a long day working and tending to her five other kids, sat down and started writing a letter. It was about her son, now Raiders safety Erik Harris.

She sent it to someone she had never met, California University of Pennsylvania football coach John Luckhardt. Harris was slipping through the cracks, and his mom thought the New Oxford High (Pennsylvania) football star deserved a chance.

"It's always nice to know a little something about somebody, and I just wanted the coach to know about Erik's life story," she said in a telephone interview on Wednesday. "Where he comes from and the struggles he had been through, just with me being a single parent and how much he helped out and watched his little brothers. I don't know ... I just felt he never got a fair shot.

"As hard as he worked, it seemed like he was getting overlooked. It was scary, because that's all he ever dreamed about, was playing football. ... There were a few scary moments. ... His SAT scores weren't that great, and that was the first time we ever thought he wouldn't go right to college and play, because he had been such a good player in high school."

The letter was three pages long, and was accompanied by a highlight tape and press clippings of all of Harris' feats in football and track and field.

"Those articles spoke for themselves, but I just wanted to put it out there so that they knew his dad wasn't involved in his life and how we had moved from Baltimore and Erik had a tough transition," Higgins said. "And how much he did for his brothers."

Luckhardt remembers receiving the letter in 2007 and handing it off to one of his assistants to look into. The staff had used up its scholarship money for the coming season by that point, but promised Higgins they would take a look at the tape and give her an honest opinion.

"That's all I could ask," Higgins said. "When they called back and said they would love to have him, I was so surprised."

Luckhardt fell in love with Harris, just as new Raiders coach Jon Gruden has. Gruden said Harris, a special teams player a year ago, has a chance to win a starting job this preseason.

"Erik's really a great kid and was a great player and leader for us," Luckhardt said in a telephone interview on Thursday. "He came in as a preferred walk-on and got everybody's attention very fast. He is a very physical player. He is a grinder and is never going to give up. ...

"And his mom was the first to bring all of that to our attention. She asked us to give her son a chance, and we did."

OAKLAND RAIDERS FEATURE CLIPS

There were other scary moments, as Higgins said, from a car crash a year later to being undrafted after college and getting a job lifting 50-pound bags of corn flour at a potato chip factory. But Higgins always believed her son when he said things would work out. He didn't give her any choice.

"When Erik was a little boy, he told me he was going to play in the NFL," she recalled. "As he got older, I would try and talk to him about real life, and how he has to really start thinking about what he wants to be when he grows up. And he would look at me ...

"'Mom. I am going to be an NFL player.' He would tell me that all the time, and would never even talk about anything else. That's what he was going to be."

Harris broke his finger at training camp two weeks ago and missed only three days of practice. He now plays with a splint on his right hand — it kills him not to be able to shake people's hands — but missing more time was never an option for Harris.

After a three-year stint in the Canadian Football League, the 6-foot-3, 225-pound Harris signed with the Saints in 2016 and played four games before tearing up his knee. The Raiders signed him three days after New Orleans cut him last year, and Harris was a valuable special teams player for them.

But Harris is 28 now and he didn't grow up dreaming about running downfield on kick coverage.

"I felt like this was a big year for me to get that special teams label off of me," Harris said after Tuesday's practice. "I do have something to offer on the defensive side of the ball."

He didn't think that was going so well during the first month of offseason workouts, when Gruden only referred to him as "25," Harris' jersey number.

"I was like, 'Man, I need to get him to know my name,'" Harris said, smiling.

Then one day, Gruden was asked after practice about Obi Melifonwu (he gets those a lot) and veered left instead of right back at the question.

"The guy that's really been stunning for us is Erik Harris," Gruden said back in June. "I'm doing my research on this guy. Who is this cat?"

The cat was thrilled.

"It was nice to hear those comments because you put so much work in in the offseason," Harris said.

Harris is vying for playing time at safety with returning starters Karl Joseph and Reggie Nelson and free-agent signee Marcus Gilchrist. He has flown by Melifonwu, last year's second-round pick.

Harris has shown good breaks on the ball and he credits new coordinator Paul Guenther's disguised defense. "It's simple for us to play and difficult for offenses to play against," Harris said.

If you think Harris is in good shape now, you should have seen him in the summer of 2012.

Harris had survived a car crash his freshman year that left his girlfriend and now wife, Theresa, hospitalized. And he was done with college, a standout player that not only earned all-conference honors at safety, but also punted his senior season.

OAKLAND RAIDERS FEATURE CLIPS

Harris had focused on preparing for the NFL Draft. Not only was he not drafted, but he didn't get an invite to an NFL camp as a free agent.

"I went back home and had to work, because I still had school to finish up after taking the semester off to train," Harris said. "And I got a job at the Utz potato chip factory. A lot of college kids worked there."

But not many kids drew the job of corn mixer.

"I said, 'God, what's a corn mixer?'" Harris said. "And everybody just looked at me. I had the worst job in that whole factory. It was miserable. Every half-hour, I had to lift 50-pound bags of corn flour."

He emptied the bags into a mixer, stirred the corn and shoved it down through the oven. For 11 hours. In 110-degree heat.

"It was humbling," Harris said. "But I was in great shape."

His mom had worked in an Utz factory for 15 years, and she knew all about the corn mixers.

"My mom told me she was actually surprised I kept the job," Harris said. "And I'm like, 'I just don't quit.'"

His mom said the heat had gotten the best of others, and that's the only reason she thought he would quit.

"But he didn't miss one day," Higgins said.

Harris then got a job with UPS and finished school, "sitting in the front row and making Dean's List for the first time."

Still, he always knew football was out there for him, and one day drove five hours to Buffalo and paid \$80 to tryout for the CFL's Hamilton Tiger-Cats.

Three days later, they offered him a three-year contract.

"I didn't have an agent at the time," Harris said, "so I signed whatever they threw at me because I was expecting twins at the time, too. I was like, 'Yeah, I'll take whatever.'"

Luckhardt thinks the wider fields and wide-open attacks of the CFL helped prepare Harris for the NFL.

Family is everything to Harris. He and Theresa have three kids now with a fourth on the way. His mom always knew he would be a good father, as he and his older sister helped raise the four youngest boys.

There were days Harris would be late for high school practices, and his coach would be mad. One day his mom explained to him that Harris was watching his brothers while she worked.

"He made them dinners while I worked and looked after them," Higgins said. "The best thing he did was be a great example and role model for them."

And then she told Luckhardt the same thing in that letter.

OAKLAND RAIDERS FEATURE CLIPS

"When I was waiting for a college to offer me something out of high school, my mom kept saying, 'There is no way it can end like this, there is no way it can end like this,'" Harris said. "My mom was very persistent."

At the end of Harris' college career, four years after the first letter, Christine Higgins sat down to write another letter to Luckhardt.

"It was a 'thank you' letter, but it was better than that," Luckhardt said. "It was a reinforcement of what his experience was. To come from a single-parent family, and to help take care of his family. Because he was a walk-on, he scrambled to pay for school his first year, before we gave him a scholarship. His mom was appreciative of who he was, and that we recognized how special he was."

Luckhardt coached for 45 years before retiring three years ago, and Harris still stands out.

"You look at Erik and you see all the qualities that people want, and what they can get out of this sport," Luckhardt said. "He didn't ask for anything and he has worked for everything he has got. He is an outstanding player, but he is a better person than he is a player."

Higgins now works at Hobby Lobby in the frame shop, and a proud central Pennsylvanian recently brought in Harris' Raiders jersey to be framed.

"Some of the girls at the store were buzzing about that," Higgins said. "It just doesn't seem real, It's super-exciting, but even now, two years after he made the NFL, it still seems like a dream. ...

"I am surprised he made it. I always thought he had the ability, but you never think it's really going to happen because there are so many kids who want to play in the NFL. You never think it's going to happen to your child. But Erik did, and as a parent, all you can do is help your kids in any way you can and hope."

BAY AREA NEWS GROUP

The unlikely rise of Raiders safety Erik Harris

By Matt Schneidman

August 16, 2018

Erik Harris watched as paramedics loaded his then-girlfriend and current wife into the back of an ambulance.

She was a senior in high school and he was a year older, the two in their first year dating a decade ago. The car in which they were passengers had just crashed with an oncoming vehicle on a back road near Uniontown, Penn.

"The driver of our car lost control of the car," Theresa Harris said. "We were very fortunate that everyone was OK. There were five of us."

Erik sustained whiplash and didn't even get checked out. Theresa, lying on the gurney as her new boyfriend watched in fear, suffered brain injuries.

OAKLAND RAIDERS FEATURE CLIPS

She had received early admission into nursing school, and wanted to work in labor and delivery. Now she couldn't pursue her desired career, while Erik chased his as a NFL hopeful in his first year at Division II California University of Pennsylvania.

Bouts with football unemployment in 2012, the CFL's Hamilton Tiger-Cats from 2013-15 and the New Orleans Saints in 2016 dot a road that's taken him to the brink of a starting spot with the Raiders, a peak that seemed laughable not long ago.

In between his journey has veered from the conventional, from helping his single mother watch four younger brothers to emerging unscathed from the nasty accident to working at a potato chip factory after he went undrafted to now drawing unprompted praise from one of the NFL's most famous head coaches in Jon Gruden.

But listen to those who've been closest to Erik all along, and you'll learn this is exactly what they expected.

"God does things in mysterious ways and it was supposed to put us on a different path," Theresa said. "And it sure did."

Harris had more pressing duties to worry about than making the NFL growing up in a single-parent home.

He's the oldest of five boys with one older sister. When she couldn't watch the siblings while their mom, Christine Higgins, worked as a packer at a local Utz potato chip factory, Harris played father figure since the family didn't use daycare services.

When mom wasn't working, she watched kids at home, sneaking in any chunk of sleep she could while they watched cartoons. Harris saw how his mom labored, at home and in the factory, and vowed to be a father that supported his kids later in life.

Harris even arrived late to high school football practices because he was busy watching his younger brothers until mom returned home. His coach reprimanded him, but Harris never revealed why he was late. "One time ... he had no choice but to tell the coach why he was late," Christine said. "I was the reason why he was late, but he never said nothing for a long while and then the coach kind of looked at him a lot different after that."

Harris earned more scholarships for track than football. Division I schools initiated contact regarding football, Christine said, but their interest faded because she thinks schools probably found her son's SAT scores. With options dwindling, and community college an unappealing last resort, Christine gathered her son's newspaper clippings, sent a letter to California University of Pennsylvania and followed up just to make sure they received the materials.

"It was like the last hope," she said. "That was it."

"He comes from a relatively small high school in Pennsylvania, so he wasn't getting a lot of attention," said John Luckhardt, Harris' college head coach. "We'd already spent our scholarship money, so the only thing we could offer Erik initially was a preferred walk-on and he chose to do that ... We fell in love with him and basically as soon as we had some scholarship money available, we got it to him."

OAKLAND RAIDERS FEATURE CLIPS

Out of curiosity, Harris asked his high school coach why he never advertised him to Cal U. “Honestly Erik, I didn’t think you could play at that level,” he said, as mom recalls. “That was terrible. I was thinking, ‘How could you not see that?’ It was things like that, though, that gave Erik more and more drive to succeed.”

Then came the accident not long after Harris graduated from New Oxford High School, and somehow he escaped unharmed while Theresa’s future went on hold. If he had suffered injuries like his future wife, whose seizure activity went away when she was pregnant with twin boys over five years ago, there’s no telling how long he would’ve missed football or if he ever would’ve even sniffed the level he’s at now.

Luckily healthy, Harris tallied 231 total tackles, 18 tackles for loss, 22 passes deflected and nine interceptions in his college career. He skipped his final semester of college to train for pro day, hoping to hear his name called on draft day.

He waited for his phone to ring for three days during the draft. Nothing.

He waited for his phone to ring to sign as an undrafted free agent. Nothing.

He waited for his phone to ring with an invitation to rookie mini-camp, a courtesy extended every year to a bevy of no-names. Still nothing.

Even so, Harris still believed he could make it to the NFL one day.

Harris and his coworkers at an Utz potato chip factory randomly picked their summer tasks in 2012.

Harris drew “corn mixer.”

“I said, ‘God, what’s corn mixer?’” the 28-year-old says now, standing on the Raiders’ practice field in Napa. “And everybody just looked at me. I had the worst job in that whole factory. It was miserable.”

Harris worked 11-hour shifts in a 110-degree room for an entire summer in Hanover, Penn. Every 30 minutes, he lifted 50-pound bags of corn flower and emptied them into a mixer, stirred the corn and shoved it into an oven.

After he garnered literally no NFL interest, he returned home to southern Pennsylvania, threw on long pants and a T-shirt for the summer and went to work in grueling indoor heat.

“My mom told me she was actually surprised I kept the job,” Harris said. “And I’m like, ‘I just don’t quit.’ ... It was humbling.”

Harris still carried his dream of making the NFL, vowing it was too soon after his college career to give up. Christine repeatedly insisted, “There’s no way it can end like this.” She worked at another Utz factory for 15 years, often as a packer on the 10 p.m.-7 a.m. shift. She never quit, even while raising six kids who she couldn’t always be home to care for.

After his summer mixing corn, Harris returned to school to finish those stray credits, sat in the first row

OAKLAND RAIDERS FEATURE CLIPS

of his classes and made Dean's List for the first time. He got a job loading boxes for UPS, then earned a promotion to part-time supervisor. He worked 9 p.m.-5 a.m., returned home to sleep, woke up for classes, hit the gym and went back to UPS.

While working in Pennsylvania, Harris heard there was a tryout for the CFL's Hamilton Tiger-Cats. He drove five hours from Pennsylvania to Buffalo and paid \$80 for coaches to evaluate him. Three days after his tryout, the Tiger-Cats offered him a three-year contract in early April 2013.

"I didn't have an agent at the time, so I signed whatever they threw at me because I was expecting twins at the time, too," Harris said. "I was like, 'Yeah, I'll take whatever.'"

The Tiger-Cats lumped Harris on the practice roster, but they elevated him to the active roster within a week. He carved out a niche on special teams and also played defense. After three years in Canada, Harris signed with the Saints on a reserve/future deal, and was later promoted to the 53-man roster. But with only four regular season NFL games under his belt, Harris tore his ACL and never played for the Saints again.

Three days after the Saints cut Harris in September 2017, the Raiders swooped in. Last season he again found his calling on special teams, seeing 286 snaps there compared to only three on defense. New Raiders special teams coordinator Rich Bisaccia, who coached Dallas special teams in 2017, said the Cowboys devised a plan in Week 15 specifically to counter Harris since he was so effective on Oakland's special teams.

"Right now he's our person protector on the punt team and he's playing on every phase," Bisaccia said. "I know he's working his butt off on defense and he's climbing the charts over there as well, so he's vital for us. Depending on what his status ends up on defense will be how much we use him and where we use him. He's really had a great camp."

Harris is nearing 30, and hopes 2018 is the year he finally sheds the special-teams-only tag.

He's thrived in that role since beginning his professional career five years ago, but wants to be known for more.

Asked about Harris' fellow safety Obi Melifonwu in June, Gruden changed course in the middle of his answer.

"The guy that's really been stunning for us is Erik Harris," the \$100 million head coach said. "I'm doing my research on this guy. Who is this cat?"

Then earlier this month, Gruden emphatically stated Harris had a realistic shot to start for the Raiders at safety. For Harris, the guy whose high school coach didn't think he could play at California University of Pennsylvania, the guy who failed to draw even the slightest NFL interest after the 2012 draft, Gruden's plaudits are more than just press conference coach-speak.

"I never really thought he'd actually make it to the NFL and it wasn't because of his abilities," Harris' mom said. "It was just because there's so many athletes out there that want to go to the NFL. You just don't really envision your child making it to the NFL."

OAKLAND RAIDERS FEATURE CLIPS

This season is important for Harris, too, because he'll welcome a fourth child. His wife is due in late September with a boy, joining their 5-year-old twin boys and 2-year-old girl. Theresa and the kids live in Louisiana from Erik's days with the Saints, but she'll have a C-section in Pennsylvania because she has a high-risk pregnancy. The Raiders play in Miami Sept. 23, so she hopes her husband plays in the game, flies to Pennsylvania for his son's birth the next day, then flies back west to practice for Week 4 against the Cleveland Browns. Doctors laugh at her. A mom of three already, they say, she should know it probably won't work out perfectly like that.

Theresa fell for Erik in high school when she saw him care for his siblings. "He was after me in high school, and I wasn't quite sure, and then I saw him with a baby and it was over," she said. He's always had that fatherly instinct, so you bet it's hard for Harris to carry out his dream a whole country away.

Theresa could pursue nursing now, but with three kids and a fourth on the way, there's no time for that. Caring for them, even if it's by herself sometimes, is the only future she wants right now.

The family always ponders living together in California, but the pieces haven't yet aligned. So to be that father who supports his kids, the one he didn't have growing up, Harris has to be here in California, on the field. That's why, when he broke a finger earlier in training camp jamming Jordy Nelson in a non-padded session, Harris only missed three days. Now he plays with a small club on his right hand, still barking out calls from the secondary, darting up to the line of scrimmage and zipping back.

Unlike ripping open bags of corn flower, Harris can do this job with a bum hand. Good thing, too, because he has a point to prove.

He wants to show the kid who helped his single mom can provide for his own with a NFL career. The player his high school coach counted out can stick with the big boys. The car crash survivor and corn mixer can beat these odds, too, and become a starter in the league.

If Erik Harris' past is any indication of what's to come, he just might be able to.

SAN FRANCISCO CHRONICLE

Raiders safety Erik Harris traveled long road to NFL

By Matt Kawahara

September 4, 2018

In three decades as a college football head coach, John Luckhardt recalls receiving a number of letters from parents writing him about their sons.

The one sent to him about 10 years ago from a New Oxford, Pa., mother named Christine Higgins, he says, was different.

Higgins wrote about the second of her six children, Erik Harris — not only his high school athletic exploits but the role he played at home helping raise four younger brothers. What resonates with Luckhardt today when he thinks about the Raiders safety is the same thing that came to mind when their paths first crossed at California University of Pennsylvania — and it encompasses much more than football.

OAKLAND RAIDERS FEATURE CLIPS

"I just think he exemplifies what you'd like to call the American experiment," Luckhardt said in a phone call. "He created a small opportunity and at every level he's improved that to greater opportunities. And it's not been an easy task for him along the way."

Lightly recruited out of high school and undrafted out of college, Harris' journey to the NFL included a year out of organized football, jobs at a potato chip factory and with UPS and three years playing in the Canadian Football League. He tore his ACL as an NFL rookie. Now 28, Harris is entering his second season with the Raiders and, according to head coach Jon Gruden, is in contention for a starting safety job.

That determination, Higgins said, is something she recognized in her son at an early age. His nickname in youth football was Whiplash "because that was how he hit," she said. A few times, Higgins tried broaching the subject of careers besides sports with her son.

"He was like, 'Mom, I don't need to think about that, because I'm going to play in the NFL,'" Higgins said by phone. "He would say that all the time. And I would just drop the subject, because he really didn't want to talk about it. He had his mind set."

Higgins worked for 15 years in an Utz potato chip factory, often on the night shift. After her oldest child and only daughter moved away, Higgins said, "Erik took over where she left off" watching the younger siblings.

"He would make sure we were in bed on time, do the dishes, take out the trash, straighten up the house for my mom," said Aaron Brown, at 23 the next-oldest after Harris. "Because when she came home in the morning she wasn't trying to do all that."

"I always looked at Erik as more than just a brother. None of us really had our fathers in our lives growing up. So he was always that role model. Growing up I wanted to be just like him."

Harris starred at New Oxford High School in football and track and field, and Higgins expected that colleges would come calling. But contact from Division I schools fizzled and Harris ended up with more scholarship offers for track than football. Higgins suspects SAT scores played a part but said: "The right people, I guess, just didn't know of him."

So Higgins decided to introduce them. She wrote a letter, packaged it with Harris' newspaper clippings and a highlight tape and sent it off to the California (Pa.) coaching staff.

"She kept saying, 'There's no way it can end like this,'" Harris said.

She was right. By the time Luckhardt saw the materials, California (Pa.) had used its scholarship money for the coming season. But the program accepted Harris as a preferred walk-on and he became an all-conference defensive back for the Division II Vulcans, even punting as a senior.

Harris took off spring of his senior year to prepare for the NFL draft. But he wasn't drafted, no team signed him as an undrafted rookie and he received zero invites to rookie minicamps. So it was back to Pennsylvania, where he got a summer job at an Utz chip factory in Hanover.

His job title, he learned the first day, was: "Corn mixer."

OAKLAND RAIDERS FEATURE CLIPS

"I'm like, 'What's a corn mixer?'" Harris recalls. "And everyone just looked at me. I had the worst job in the whole factory. It was miserable."

Every 30 minutes, Harris poured 50-pound bags of corn flour into a mixer and pushed the flour down. Days lasted 11 hours and temperatures in the room reached 110 degrees.

"I didn't think he would stick with it," Higgins said. "And I was kind of concerned, him working in the heat like that."

"He said, 'Nope. I started, I want to finish it.' And he did. He hung in there."

As a positive, Harris said, he emerged from the summer in "great shape." He also got a glimpse at where he did not want to end up.

"I went back to school and I actually made dean's list for the first time," he said. "I'm like, 'I'm going to school, I'm sitting front row and I'm all passing all these classes.'"

While in school, Harris said, he got a job as a part-time supervisor at UPS, working from 9 p.m. to 5 a.m. In spring 2013, he heard about a free-agent tryout for the CFL's Hamilton Tiger-Cats, drove five hours to Buffalo, N.Y., and paid the \$80 fee to try out. Three days later, he was offered a contract.

"I didn't have an agent at the time so I signed for whatever they threw at me," Harris said. "I was expecting twins at the time, too, so I was like, 'Yeah, I'll take whatever.'"

Harris played three seasons for the Tiger-Cats. Then-defensive coordinator Orlando Steinauer said Harris broke in with special teams "and worked hard at it until he became a starter — and then he still didn't take himself off special teams."

Steinauer recalled Harris as a versatile defender who even played some tight end. In one 2014 game, Harris recorded a sack, an interception and a touchdown catch on offense.

In February 2016, Harris got his NFL break, signing a reserve/future contract with the Saints. Said Steinauer: "We knew that if he got a real opportunity, he wasn't coming back."

Harris played in four games in 2016 before injuring his knee, was waived by New Orleans in September 2017 and signed with the Raiders shortly thereafter. He played in 15 games with five tackles last season but could be in for a bigger role this year.

In June, Gruden said Harris had been "stunning" in spring workouts. Gruden backed up that statement early in camp, saying of Harris: "Right now, he has a chance to be a full-time starter for the Oakland Raiders."

A potential snag occurred the first week when Harris fractured his right index finger jamming receiver Jordy Nelson at the line. Harris missed just three days of practice and has played since with the finger wrapped. As safeties Marcus Gilchrist and Obi Melifonwu dealt with injuries, Harris recognized the opportunity before him.

"I'm 28," he said. "So I felt like this was a big year for me to get that special teams label off me. ... I want to let people know that I do have something to offer on the defensive side of the ball."

OAKLAND RAIDERS FEATURE CLIPS

Luckhardt, who has retired from coaching, said he still follows Harris and occasionally updates former college teammates of his progress.

"If there's anybody that you'd like to root for to make it, and to have success, this is a kid that deserves it," Luckhardt said. "He's created his own opportunities. He's not asked for anything. He's not expected anybody to hand him anything."

Brown, the younger brother, who was lightly recruited out of New Oxford High, is now a defensive back at California (Pa.), following a familiar path. He said Harris recently asked for his game film to analyze.

"Seeing his path and things he's been through ... it's very encouraging, gives me a lot of hope," Brown said. "Because obviously, I have the same dreams as he does."

Higgins said she can't remember Harris getting discouraged at any point in his road to the NFL.

"He always seemed real driven," Higgins said. "Every little setback just made him work harder. He felt like he had something to prove."

Fittingly, with Harris, that applies off the field as well. Harris and his wife Theresa are expecting their fourth child in September. The family still lives in Louisiana, which Harris acknowledged is "not easy for us" during the season but "keeps me driven."

"She basically sacrificed her future plans, to be a mom and hold our family together while I'm out here kind of living my dream," Harris said of his wife. "And we're doing it together."

"I give a lot of credit to my mom. Just growing up without a dad, I always said I was going to be there for my kids and I was going to give them what I never had. Thank God and praise the Lord, I'm in a situation to do that."

DE Arden Key

SAN FRANCISCO CHRONICLE

Raiders rookie DE Arden Key a student of the pass rush

By Matt Kawahara

August 16, 2018

Raiders defensive end Arden Key has a quick spin move, but he can slide in pretty smoothly, too.

Just ask Chuck Smith, the former NFL defensive end who now trains some of the league's best pass rushers. A few years ago, Smith recalls, he received a direct message on Twitter from Key that caught his eye. For one thing, Key was asking for pass-rush tutelage while still in high school. And Key's approach did not lack for confidence.

"He was like, 'Coach, I want to be a great pass rusher,'" Smith said. "'I can be the greatest pass rusher of all time.'"

Said Key this week: "The worst thing he could say was no."

Smith did not say no. Intrigued, he sought out video of Key and saw a tall, lanky fellow Georgian who seemed serious about getting after the quarterback. Smith invited Key to train with him, and the two continued to work together as Key became a top college player at LSU, then a third-round draft pick in April by the Raiders.

After falling to the second day of the draft, largely because of a tumultuous final college season, Key told reporters he considered himself "a first-round talent — top-five." Asked in a phone interview if he would agree with that assessment, it was Smith's turn to sound confident.

"Arden," Smith said, "should have been 1, 2 or 3."

As Smith recalls, Key began attending his "Big Skill Sunday" workouts as a high school senior in Union City, Ga., driving about 50 miles each weekend to a training facility north of Atlanta. There, Smith said, players would train for "hours — I mean like getting medieval, hard-core, pass-rush work." Key took to it immediately.

"That just showed you, I felt like he loved pass rush so much," said Smith, an All-Pro with the Falcons in 1997. "And I loved it. That's why we hit it off so great. He had the love."

Smith would ask Key to name his favorite pass rushers of all time. Key would ask about rushers with whom Smith had played or coached like Reggie White, Von Miller and Robert Mathis. Watching video of those players with Smith, Key said, was particularly helpful.

"I got a lot out of that," Key said. "Before, all I was looking at was, 'OK, he used that move and got to the quarterback.' When I looked at it with Chuck, it was more, 'OK, this is the set the offensive tackle gave him. This is the move he used. This is why he used it. This is why he won.'"

"It was a lot more knowledge of the game and learning how to study film rather than watching a guy get a bunch of sacks and not know why."

OAKLAND RAIDERS FEATURE CLIPS

At the NFL combine in March, Key ran an unimpressive time in the 40-yard dash (4.9 seconds). Smith scoffs at that being a measure of Key's quickness off the edge. In pass rushing, says Smith, "the great ones win in 5 yards," the area encompassing the rusher and the lineman he's trying to beat.

"In that 5 yards, you have to have lateral movement, bends, change of direction, pivot, plant," Smith said. "The great ones do all that. And Arden Key has all those qualities."

At 6-foot-5, Key sets up in a front-loaded stance with his hips raised at about the same height as his shoulders. From there, he can stay low and try to beat his tackle around the edge with quickness or deploy one of a variety of pass-rushing moves.

Key displayed a few in one-on-one drills in training camp. Going against fellow rookie Brandon Parker, Key used his hands to knock away Parker's and spun inside, leaving Parker frozen and facing forward as he chased after the stand-in quarterback. On another matchup, Key lined up against first-round pick Kolton Miller, faked an inside spin and blew past Miller into the backfield.

The Raiders have yet to see Key's maneuvers in a game; he missed the preseason opener against Detroit last Friday after tweaking an ankle, but practiced this week and could make his debut Saturday against the Rams. Key said recently he enjoys experimenting with and putting his own twist on different moves, as well as the in-game chess match against opposing linemen.

"You might beat him on one set, but naturally, if he's been in the league for a long time, he already knows as a rookie what your next move is," Key said. "So I've got to think, 'What's my next move? What's my next move after that?' and put that as the second one."

Physical ability was not the reason Key fell to the draft's third round. In 2016, Key set the LSU season record with 12 sacks as a sophomore. But his junior year was rocky.

In February 2017, Key took a leave of absence from LSU for personal reasons. He had shoulder surgery that spring and missed the first two games of the season. He returned weighing 270 pounds, compared with his current listed weight of 238 pounds. Although the reason for Key's leave was not made public, NFL Network reported Key had entered rehab for marijuana use.

In May, Key acknowledged that "off-the-field" issues led to his draft slide and stated his intent to "stay on the straight path" in the NFL. Key said the Raiders "set a plan" for him when he arrived, and he has formed a quick bond with defensive end Bruce Irvin, a fellow Atlanta native who also trained with Smith.

"We love Key," head coach Jon Gruden said this month. "You go back two years ago and watch him at LSU, he's as good an edge rusher as there is in the country. He struggled a little bit his last season in Baton Rouge, but Chuck Smith, his private coach in the offseason, sent us a lot of videos and kept us up to speed. There are some things this kid can do that are very special."

Smith, who considers himself a mentor to Key, was candid when asked about Key's 2017 drop-off.

"At the end of the day, he's a grown man. He has to play the hand he deals himself," Smith said. "He has a great hand right now. He's done everything you can do to get back on track."

"He's young, he's a kid — but he's in the big-boy game now. He has to do like everybody else. He has to be disciplined."

OAKLAND RAIDERS FEATURE CLIPS

Smith believes Key is capable of that. He also has another story to illustrate Key's motivation:

One day, Key was at the Atlanta-area facility training at the same time as Robert Mathis, the former Indianapolis defensive end/linebacker and 2013 Defensive Player of the Year. Smith posted a Twitter video of Mathis working on a spin move. And Key, he says, replied with a clip of himself doing the same spin, writing: "Rob Mathis, I'm going to be doing your move better than you!"

"And this guy's in the 12th grade, man," Smith said. "I had to tell Arden, 'Humble yourself, boy! This is the Defensive Player of the Year!'"

"He's like, 'Man, I'm going to be there one day.'"

THE ATHLETIC

New beginning: Raiders rookie Arden Key reflects on his setbacks and looks poised to prove the doubters wrong

By Vic Tafur

August 29, 2018

All eyes are on Arden Key. And he wouldn't have it any other way.

The Raiders' rookie pass rusher is 12 days away from his NFL debut with the Raiders, and he knows what everybody is thinking.

"A lot of people want to see me play," Key said recently. "They want to see the sacks. But there's no pressure on me. I have been doing that for a long time."

Key thinks he should have been a top-5 pick in this year's NFL Draft. That he wasn't is what makes the defensive end even more interesting. And maybe even better off.

"He was the best defensive player in the draft," former NFL defensive end Chuck Smith said.

And here's Raiders defensive coordinator Paul Guenther:

"We know he can rush. He's special that way," Guenther said.

The 6-foot-5, 250-pound Key set a school record his sophomore season at LSU with 12 sacks. Then, in February 2017, he left school. Key won't say why — to non-team members at least — but the NFL Network reported that he checked into rehab for marijuana use. Key returned to LSU after four months a different man. And a much bigger man, weighing 280 pounds after having shoulder surgery and sitting around.

He only had four sacks in eight games last season, but the Raiders pounced when he was on the board at No. 89 in the third round.

"There is a reason I fell, but I am better person now for it," Key said. "It won't matter where I was drafted when I start sacking the quarterback again and start winning games."

OAKLAND RAIDERS FEATURE CLIPS

Raiders coach Jon Gruden said he “loves Key,” much as all coaches love potentially elite pass rushers.

“We felt lucky to get him where we got him,” Gruden said. “You go back two years ago and watch him at LSU, he’s as good an edge rusher as there is in the country. He struggled a little bit his last season in Baton Rouge, but Chuck Smith, who is his private coach in the offseason, sent us a lot of videos and kept us up to speed.

“There are some things this kid can do that are very special.”

Smith sent Gruden a virtual pro day, which he does with all of his clients.

“I told Jon what kind of person Arden is and the talent on the video spoke for itself,” Smith said in a telephone interview.

Actually, let’s back up a little bit.

Smith has been calling Guenther about Key for years.

“I have been a pass-rush consultant for the Bengals for four years, and when Paulie was there I would always call him,” Smith said. “I have been talking up Arden and sending Paulie videos forever. Since Arden was a freshman.

“I talked to Paulie about a lot of players, but Arden was a special one.”

Actually, let’s back up a little more.

“I have known (general manager) Reggie (McKenzie) for 20 years now,” Smith said, laughing. “I am a (Tennessee) Vol, too. I have been sending him Arden videos, too.”

When the Raiders selected Key in the draft, Smith was not surprised in the least.

“It was almost like it was destined to happen,” Smith said. “To have a tough-ass coach like Jon, a no-nonsense guy like Paulie and then ... he has a GM that will get in his ass, too, if he acts up. That’s three role models, three mentor-type guys that make sure Arden gets the most out of his ability.

“He is in the right place and he is a great kid. Now it’s up to him.”

Key knew the Raiders were the right team for him before he was drafted, too. He came in for a pre-draft visit and sat down with Raiders director of player engagement Lamonte Winston. They talked about what Key wanted in life on and off the football field, what happened at LSU and what he planned to do about it now.

“We talked about his family, his values and he was very straightforward about his struggles,” Winston said Monday. “We talked about the expectations of the National Football League, and we can’t worry about what’s happened but what are you going to do next. It doesn’t matter when you were drafted, here’s your opportunity. What are you going to do with it?”

Key said he was going to grab it. He asked a lot of questions, told Winston about his plans.

OAKLAND RAIDERS FEATURE CLIPS

"We talked about things outside of football, what I want to do as far as business and career, things of that sort," Key said. "We wrote a plan out, and we stuck with that plan. It was saying I was going to be a Raider. We spoke it into existence."

The first deposit had been made.

"He knew he had to put good money in the bank, so to speak, to repair his name, and carry the shield for the Raiders and the league," Winston said.

Then, at lunch that day, Winston introduced Key to defensive end Bruce Irvin. Irvin overcame his own troubles and not only reached the NFL but earned his degree from West Virginia this summer. All that and he will bite an offensive player's head off on the field.

A better example for Key there is not.

"Bruce asked Arden where he was from," Winston said. "Arden said 'Atlanta.' Bruce said, 'I am from Atlanta.' Boom."

Because of his lean build and No. 99 jersey, and hopefully not because of the off-field issues, Key has heard a lot of comparisons to Aldon Smith already. Irvin also mentioned it.

"He compared me to Aldon Smith, and told me that I am going to be under his wing and we're going to work," Key said. "And we're from the same area. I have been hearing stories about Bruce since I was younger, so I was already looking up to him way back then."

At training camp in Napa, Key followed Irvin wherever he went.

"He will break you down if he doesn't like something you're doing," Key said. "But then he will build you back up. He is not going to just leave you standing there with a shit face. He is a good leader. ...

"He's been great with off-field stuff, too. There's a lot of stuff that he did that I did when I was younger. If he tells me something, it's meaningful because he has been where I've been, and right now he's where I'm trying to go."

The leader role is one that Irvin has warmed to the last couple of seasons, and he knows the special player that Key can be.

"He's long and athletic," Irvin said. "He's a really natural rusher. He reminds me a lot of the old 99 that was here. If he keeps his head on straight, which he will, he's going to be a hell of a player and a hell of a player for the Raiders.

"Can't wait to see what he's going to do this year."

Smith thinks Irvin enjoys Key's confidence.

"Arden is just a young cat from South Atlanta that has got a lot of swag," Smith said. "He wears fly, colorful clothes. He grew up in Black Hollywood. He is around all the hip-hop dudes and is super confident in who he is, too. ...

"All great pass rushers are super confident."

OAKLAND RAIDERS FEATURE CLIPS

And they all probably have a chip on their shoulder too.

"Everywhere I go, I get, 'Oh, he's too little,'" Key said. "When I got to LSU, they put a 350-pound lineman on me, outweighed me by 150 pounds, and I put him on his back. And on the next play, I give him the shake-shake and make him look stupid. Let him sit there while I go get the quarterback. ...

"Sacking the quarterback changes the game. Nothing stops an offense's momentum like a quarterback sack. Then, if you get a sack with a fumble, then it's a party."

The party stopped his junior season. Key's father, Arden Sr., said that his son just needed a break from football and all the success that he had early.

Key agrees that he appreciated the game more after he returned. And while he takes responsibility for leaving school, he still thinks his former LSU coaches piled on a little bit when NFL scouts came calling.

"I get mad when I hear about the red flags, because me and some of the coaches at LSU got into it," Key said. "They didn't want me to have surgery and some other things happened over the years. Argue. Bad conversations. And then they're mad. And then I'm mad and they gotta say whatever they gotta say. ... A lot of drama. A lot of bad blood.

"I wasn't doing nothing, had surgery and then I got big. Huge. I got up to 280, but once I was able to run, it came off pretty fast."

But it was too late to avoid a tumble down teams' draft boards.

"I definitely would have been a top-5 pick," Key said. "Because there was nothing until my last year and then you started hearing stuff. Then, more and more and more. Some of it was true, but some of it wasn't. Like they said I was lazy. Nobody said I was lazy my first three years."

Key wasn't lazy, just inactive for a stretch.

Lazy kids probably don't contact Smith when they are still in high school to ask for professional pass-rush coaching.

That senior year of high school, Key drove 50 miles from Union City, Georgia, to Smith's facility in northern Atlanta. Smith said it was love at first sight.

"I was like, 'Wow ... oh my God,'" Smith said. "It was that sudden movement, that quick twitch, that little jitterbug that running backs have. I have learned things from him that I now teach. I call him 'The Chosen One.'"

Key ran a 4.89-second 40-yard dash at his LSU pro day this spring, but Smith says you can throw that number in the garbage.

"Arden is not a 4.4 guy like one of my clients, Von Miller. He is not a 4.6 guy like Aaron Donald. But I learned that in that unique area of five yards, which is all I care about now, Arden Key moves as well as anyone in the NFL. You can't get quicker in five yards than Arden Key.

"He can twist, he can spin, he can recover ... all in five yards. He is slippery. He's like an alligator doing a roll. He can do unique approaches, take two steps and he is at the quarterback.

OAKLAND RAIDERS FEATURE CLIPS

“He has a special skill set.”

Raiders rookie left tackle Kolton Miller had no answer for Key’s spin move at training camp. Pro Bowl guard Kelechi Osemele terrorized Key’s defensive teammates at camp, but he even was beaten by Key on an inside move.

“He can head-fake, he can bull, he can spin, he can chop, he can bend,” Smith said. “Aldon Smith, when he was at his best, could do every pass-rush move, and so can Arden. You can’t spin better than Arden can. And like DeMarcus Ware, Arden can spin and come out of it with balance.

“Arden can play inside, too. He would wear centers and guards out. He could drop back in coverage, too. He can play anywhere.”

Key feels like he has gotten better every year and credits his work with Smith, especially this past summer.

“We worked on setting up offensive linemen, and we had a couple of those guys in to work with,” Key said.

Key came into training camp polished in terms of pass-rush moves, but took a lot of notes, anyway.

“Camp was a learning process,” Key said. “It was fun. College camp was way harder. At LSU, we were out there for so long and there was a lot more banging. Camp here was much easier. The difference is the mental part. The attention to detail. You spend a lot of time in the film room, and that’s where my transition was slowed down a little bit.”

Key said he spends more time studying what the offense is going to do than he ever has.

“How offensive tackles and guards set,” Key said. “How wide the tackle is going to kick-step out wide based on where you line up.”

Key grew up emulating NFL pass rushers Simeon Rice and Ware, and he has a request into Gruden for some game film on Rice, whom Gruden coached with the Bucs.

“He was big and had speed, but I don’t think people realized how well Rice could bend,” Key said.

Speaking of Gruden, Key loves the coach’s energy at practice and the fact that players can “talk junk” to him.

“I tell him, ‘I’m about to hit your quarterback,’” Key said. “And he will say, ‘You better not.’ Now, I am not going to, but I am a defensive player; I have to put them on edge a little bit. And Gruden really loves his quarterbacks, so he gives me that crazed look.”

And then Gruden smiles.

The first time they met, Gruden told Key this was “a new beginning.”

It’s a new chapter maybe, but Key has not thrown away the first part of the book.

OAKLAND RAIDERS FEATURE CLIPS

"I commend him for what he's been through and how he's managed it," Winston said. "A lot of people can't do that. A lot of people won't do that. He showed courage in admitting that he doesn't know it all so he went and got help. 'And I am going to continue to let people help me.'"

"And he's been like that from the second he first walked in the door."

At the Raiders' rookie transition program, Key talked about his past with his new teammates, and took a lot of notes during the financial workshop.

It usually takes a while for Winston to see if any of the messages hit home with young players. But he did a fist pump when he saw Key roll into the team facility last week.

"He bought a used car," Winston said, smiling. "He listened. You see that he has been able to process what we told him. ... Not only did he buy a used car, but he washed it by hand. And he is proud as a peacock of that used car."

Key is always smiling. When we talked, several teammates, including quarterback Derek Carr, interrupted to give him a hard time.

"Why are you talking to him?" Carr asked, smiling. "He hasn't done anything yet."

Oh, but he has.

"I believe in myself," Key said. "I just gotta be me, stay out of trouble, work hard, have fun and it will be good. And I am not even talking about the sacks. Those are going to come, anyway."

RB Marshawn Lynch

SPORTS ILLUSTRATED

Marshawn Lynch Is Football's Foremost Ambassador

By Tim Rohan

April 10, 2018

LISBON, Portugal — In early March, when a group of NFL players arrived here on a goodwill trip, the U.S. Ambassador to Portugal, George Glass, invited them to a welcome dinner at the embassy. The players presented Glass with a football, and they all took a group photo, and, when it dispersed, Glass started tossing the ball around the embassy living room near his fine china. Soon, Glass was down in a stance, in a full suit, firing off shotgun snaps.

Wait, Marshawn Lynch said, do that again.

Glass, the white-haired former high school center, got down into a three-point stance, and Lynch, the 215-pound Oakland Raiders running back, lined up across from him. Everyone pulled out their phones, someone yelled out a snap count—"ready, set, hut"—and then Lynch launched himself at the ambassador, wrapped his arms around Glass's chest and plowed him several feet across the room. "He said, 'c'mon, c'mon,' and I thought he was just going to tap me," Glass says. "He, like, drove me back into the chairs. No mercy."

Lynch was in Portugal as a member of American Football Without Barriers, a nonprofit run largely by a group of current and former NFL players, including Breno Giacomini, Lynch's former Seahawks teammate. Each year, AFWB gathers a group of players and travels to a foreign country to put on football camps, do some charity work and do some sightseeing. In 2014, after the Seahawks won the Super Bowl, Giacomini convinced Lynch, Russell Okung and Golden Tate to come on AFWB's trip to Brazil.

While Okung and Tate and others have rotated in and out of the trips since then, Lynch has become a mainstay. He has been on four of their last five—to Brazil, Turkey, Egypt and Portugal—and he really gets into it. He sacks ambassadors, spends time visiting hospitals and orphanages, and teaches children how to play the game physically, the way he does. For most of these people, Lynch is one of the first NFL players they ever meet, and he shows them a side of himself that most people don't see. Over here, Lynch is not the reclusive curmudgeon he's sometimes made out to be in the States. Over here, he is our foremost American football ambassador to the world.

It seems fitting, then, that AFWB's trips usually start with a dinner with officials at the local U.S. embassy, as a sort of welcome assembly. While the other players typically dress up in ties for these events, Lynch arrives in his own traditional wardrobe, sweats from head to toe. His look alone sets a tone for the night and allows everyone to loosen up. "You usually have a reverence or a respect [in those situations], and it always goes out the window with Marshawn," says Pete Hammill, an AFWB staff member. "He's dropping curse words, being Marshawn, not really having a filter. A lot of times the ambassadors don't really know how to take it, so they just go with it. It's funny to see ambassadors just, like, cursing."

OAKLAND RAIDERS FEATURE CLIPS

By the end of the night, Lynch has won over the crowd. “The ambassadors are [Marshawn’s] best friends everywhere we go,” says Todd Buelow, the AFWB strategy director. The U.S. Consul General in Rio, John Creamer, liked Lynch so much that, a few days after their dinner he presented him with a few gifts: a brimmed hat common to the region and a cigar. In Portugal, after two videos of Lynch and Glass made TMZ, one of the players joked that Glass was so famous that he could run for president. “Only if Marshawn is my vice president!” Glass said.

In Oakland, Jon Gruden Is Ready to Grind

Going on these trips has helped Lynch expand his worldview. When AFWB visits historical sights, Lynch is curious and asks questions. He can also turn any tour into a party. In Egypt, Lynch and the other players went on a camel ride in the desert, and someone took another video of him that ended up on TMZ. Lynch is wearing a headscarf and rapping while sitting atop the camel. “We ghost-ridin’ the camel right now, you feel me?” he says, bobbing his head and waving his arms.

At the same time, when AFWB visits a local hospital or orphanage, Lynch is often one of the more attentive people there. In Brazil, for instance, AFWB visited an orphanage that did not have access to good footwear. AFWB had the children line up and the NFL players, Lynch included, went down the line washing the children’s feet and giving them new shoes. One of the young boys took a liking to Lynch’s colorful Beast Mode shoes.

Do those help you run fast? the boy asked. I want to run fast.

Well, you have to work hard to run fast, Lynch said.

As Ahmed Awadallah, an AFWB co-founder, recalls: “He started talking about you need to work hard, how you need to outrun people. ‘When you’re in the orphanage and somebody’s running, outrun them.’ ” Then Lynch gave the boy his shoes. “[Marshawn] went back to the hotel barefoot,” Awadallah says.

Lynch also has a special affinity with the younger players at the football camps. In Portugal, AFWB put on a camp for elementary school children, and in one wide receiver drill, Lynch stood in as a cornerback playing press coverage. He’d hold the kids for a second and then let them run and catch a pass. On one rep, Lynch fell back and pretended to be bowled over by a little boy. On another rep, he chased after a little girl in pigtails, who giggled all the way downfield.

In Turkey, an AFWB camper dropped a few passes, got frustrated with himself and started walking off the field, crying and looking for his mother. Lynch pulled the boy, about 12 or 13 years old, aside and spoke to him for more than 20 minutes, and when the boy rejoined the drills, Lynch gave him the sweatshirt off his back. “I spoke to this kid a while after and he was like, ‘Marshawn changed my life. He taught me so much in such a little amount of time,’ ” says Deniz Somersan, an AFWB staffer based in Turkey. “The kid still talks about it every time I see him. He’s like, ‘[Marshawn] really changed the course of my life.’ ”

Football’s Missionaries Spread the Game’s Good Word—and Answer Questions About Its Safety

Lynch will even do things out of his comfort zone if it means advancing the mission of AFWB. That year in Turkey, the Seahawks had lost the Super Bowl after Malcolm Butler intercepted Russell Wilson at the one-yard line. Everyone in America wanted to know what Lynch thought about not getting the ball on that play, but Lynch naturally refused to discuss it—until he got to Turkey. A Turkish reporter requested an interview, and Lynch agreed to answer a Super Bowl-related question, in part so he could promote the AFWB camp. “Typical Marshawn: won’t talk to the U.S. media but talks to some random

OAKLAND RAIDERS FEATURE CLIPS

guy in Turkey,” says Buelow, the AFWB strategy director. “We were all shocked that he did it.” (Lynch declined to speak to The MMQB for this story on him, nevertheless.)

The Beast Mode side of Lynch finally comes out when the older campers arrive and the serious football starts. As the running backs go through footwork drills, sometimes Lynch stands at the end, waiting to hit them with a pad, to simulate being hit in a game. He doesn’t hold back, either. In Portugal, Lynch hit one running back so hard he fell down and drew a roar from the crowd. “I received [the hit] with honor,” the player said, smiling.

Later on, the running backs were working with the linebackers, going at each other one-on-one without pads, when Lynch decided they needed to take it up a notch. He brought on an extra defender and a blocker, making it two-on-two. “We got anybody that ain’t scared?” Lynch asked turning to the crowd, looking for volunteers. “What [kind of] running back gets scared when they start hitting?” Soon, the drill expanded to three-on-three, and then half the camp was gathered around Lynch’s corner of the field, hooting and hollering over the action. With every big hit, every big collision, Lynch amped up the energy.

At one point, he walked down a line of campers, calling them out.

“Are you scared?”

“Are you scared?”

“Are you scared? Let me see you run the ball.”

“Marshawn wants to hit people; that’s all he wants to do,” says DeAngelo Williams, the former Panthers and Steelers running back who usually organizes the running back drills alongside Lynch. “He loves that aggressive nature. We have a great balance, because I don’t want to hit at all, and Marshawn wants to drill people. Literally every drill we take about five minutes of us arguing, him wanting to do something and me not letting him do it.”

Every now and then, a camper decides to challenge Lynch, the same way someone might pick a fight with the biggest guy in the bar. Usually Lynch shrugs it off, but at his first camp in Brazil, he didn’t. A linebacker had been talking trash all camp, challenging Lynch. “Everybody in the camp was like, ‘No, Marshawn, you’re not doing this,’” Williams recalls. “And he was like, ‘No, I’m not gonna just let this kid call me out.’ I was like, what? And he said, ‘If I let him do it, everybody else is gonna want to do it. I’m going to shut all of this up right now.’” Lynch put on pads and a helmet, went one-on-one with the linebacker, and ... leveled the guy. “You could see Marshawn pull up a little bit, otherwise he would’ve really [done some damage],” Williams says. “That’s when I knew then, he knows exactly what he’s doing.”

At the end of the Portugal camp—Lynch’s fourth—he lingered around and spoke with a group of about 20 of the campers, and one of the more talkative players kept yapping at him from afar. “Don’t make me put some pads on, bro,” Lynch warned. Another camper removed his pads and offered them to Lynch, but this time, he thought better of it.

An AFWB staffer announced that the bus was leaving, and the crowd dispersed. Soon, Lynch was alone on a bench, sitting next to a young man who appeared to have been crying. Lynch waited until almost everyone had left, and then he handed the young man his cleats, wrapped him in a hug, and headed for the bus, having won another lifelong fan.

T Kolton Miller

BAY AREA NEWS GROUP

Why Raiders' Kolton Miller dedicated NFL pursuit to his younger brother

By Matt Schneidman

May 14, 2018

ROSEVILLE — Kolton Miller saunters through the front door, all 6-foot-8, 309 pounds of him, fresh off a grueling workout with his trainer, past the signed Joe Montana and Jerry Rice jerseys framed on the wall to his right. That's correct. The father of the Raiders' first-round pick hangs a pair of 49ers jerseys over a billiards table covered in — you guessed it — red felt.

Miller holds no beef with Dad even if his team is Oakland's Bay Area foe. The soft-spoken 22-year-old doesn't hold beef with much of anyone, for that matter — not the critics saying the Raiders reached for him at No. 15, not being the second offensive tackle taken, not even the fake Kolton Miller making headlines for offensive tweets many Twitterheads attributed to him.

Those who know Miller best know the likely starter on Oakland's offensive line possesses a switch that transforms a carefree teddy bear into a pancake-ing behemoth. He lowers himself onto a brown leather couch, props his tree-trunk legs on an extendable leg rest and explains what motivates him, what really flips that switch. Because it's hard to envision this gentle giant mustering the tenacity to manhandle any human despite his stature, let alone the Von Millers and Joey Bosas of the AFC West and beyond.

Of course he isn't the only offensive lineman with split personalities on the gridiron and off, and he begins his answer as most others like him might. "I like competing. I like going against big competition, but yeah..."

He trails off, then pauses briefly.

"Chad, my little brother, was sort of my motivating factor up until this point."

Chad is 16 and Kolton's only sibling by blood. He was born with Moebius syndrome, a rare neurological condition that mainly restricts facial expressions and eye movement. He qualifies as legally blind, experiences short-term memory, fatigues easily and struggles at times with balance, among other symptoms. Chad wanted to be like his older brother, a football star in their hometown outside Sacramento, but physically could not.

Instead, he became involved with football in other ways: as a cheerleader, statistical know-it-all, coach's helper. His mom's motto: It's not that you cannot do anything. It might be that you can do it in a different way. Still, that wasn't enough. Chad wanted to play, but he got a promise from big brother as a consolation.

Kolton vowed to pursue an NFL playing career for Chad since he was the only brother who could. He wanted to use his earnings, if he made the league, to make life easier for his younger brother, maybe something as simple as paying for rent down the line. His NFL home could very well be farther away than Chad preferred and his finances limited depending on when he was taken, but it was a promise and a plan nonetheless.

OAKLAND RAIDERS FEATURE CLIPS

“Sometimes it’s not fair”

Kolton was ready to march into the middle school cafeteria to confront Chad’s bullies. The towering high school lineman typically stayed quiet, but this was little brother. Breaking character was only right.

Karrie Miller recalls the incident, and her younger son’s nonchalant response. “No, no, no, no,” Chad said, declining Kolton’s help. “It’s gonna be OK.” He gradually learned to deal with his disability and its disadvantages, understanding he was different but not letting it define him.

Kolton has drawn inspiration himself from the strides Chad has made since an early childhood limited by Moebius syndrome: no sitting upright until 2, no walking until 4, no running in straight lines, only blended foods until nearly age 6.

Kolton didn’t fully grasp the severity of his brother’s disabilities until his early teens, his mom said, and did whatever he could to make Chad feel anything was possible. He often brought Chad around the football team, where he served as sideline assistant, water boy and chief of high-fives. “I think Chad gets to live a little bit vicariously through Kolton,” said Roseville football coach Larry Cunha, who got to witness the mutual benefits of the brothers’ bond up close.

Chad was so involved in Kolton’s college recruitment that he earned the nickname “Bad Chad” from former UCLA assistant Angus McClure for his spunk. Bad Chad asked coaches where his brother stood on the depth chart and about UCLA’s strength of schedule. On a visit to campus, he dressed in the full Bruins get-up for a photo op with then-head coach Jim Mora. The Bruins were courting Kolton, but Chad was part of the package.

“I didn’t realize how big of a part he was of the recruiting process really ‘till the end,” McClure said. “I still call him Bad Chad. He’s a big personality. He speaks his mind.”

Chad hung around UCLA’s summer practices, attended walkthroughs before gameday and stood outside the stadium exit to greet players following games. He doesn’t choose getting a helmet signed by the entire team for his birthday as his favorite memory from Kolton’s career, rather sneaking into UCLA’s locker room on Kolton’s Senior Night after lying that he needed somewhere to stay because he couldn’t find his parents. That’s how much he wanted to be like big brother.

Back home, Roseville coaches knew how badly Chad wanted to play. They added him to the roster and gave him a uniform despite never playing him in a game. Before practices, Chad hyped himself up by replaying Kolton’s best games in his head. “I see him as a football star, basically,” Chad said. He was far more vocal in the weight room and on the field than big brother had ever been, Kolton admits, and took videos and photographs for his teammates on the side.

He’s since hung up the cleats because of his disability — Karrie said he passed out a few times due to fatigue, among other challenges — but still helps out the staff. “They’ve got him in different roles which he doesn’t wanna do,” she said. “Chad wants to be out there in a uniform. In his mind, he thinks that he’s playing football because he has a very imaginative mind. That inspires them and it inspires Chad.”

Chad knows he can’t be like his brother, but that doesn’t mean he’ll stop trying. Following his every move may not lead to a career in the NFL, but watching Kolton live out both their dreams will certainly suffice.

OAKLAND RAIDERS FEATURE CLIPS

“Sometimes as a dad, all the stuff that Kolton did, you’d like to be able to have Chad do it, too,” Dan Miller said. “But sometimes it’s not fair. He’s been a trooper through it all and he’s a part of it.”

Karrie had returned from grabbing the boys food when she overheard their conversation from the hotel room. The family was in town toward the end of Kolton’s redshirt freshman year for a UCLA game. Kolton and Chad didn’t know Mom could hear them.

That’s when Kolton got Chad’s approval to chase the NFL, assuring he’d dedicate his journey to little brother. Karrie, hearing a “That’s really cool, bro!” from her youngest, peaked into the room as tears welled from her eyes.

“You would think they are much, much closer in age,” she said, “almost like they have a part of each other.”

Chad may see Kolton as an icon, but Kolton views Chad the same despite their six-plus years apart. Big brother wrote down individual goals on a sheet of paper his second season with the Bruins, and they included becoming a starter and an All-American, though his ultimate goal remained the NFL. Once that became a possibility and not strictly fantasy, Kolton looked to the kid who’d always looked to him for motivation.

“I can be really good at football and go into the NFL and really provide for him,” Kolton thought. “(If I’m) thinking like, ‘Alright, this is a crappy day,’ I just think about him and I’m instantly happy. Or it’ll be my last set, I just have to think about him and that kind of gives me that extra juice to beat the rep.”

As Chad played vicariously through Kolton, big brother made it his responsibility to succeed so Chad felt like he was thriving, too. All those practices, games and recruiting visits Chad joined in on were only made possible because big brother viewed little brother as an integral part of the process.

That’s why when Miller received his generic “No. 1” black jersey after the Raiders took him in the first round, he didn’t hold onto it for long. Chad’s jersey collection consisted of former UCLA and current Jaguars linebacker Myles Jack, Odell Beckham Jr., Colin Kaepernick and Peyton Manning, among several others. Having big brother’s jersey in his possession might top them all.

“It’s been pretty awesome, an inspiration kind of, just to follow his footsteps,” Chad said. “ ... Basically the whole experience, hearing ‘Raaaaaaaiiiiders’ the whole time is gonna be...”

His sentence fades off, which is fitting, because there really isn’t one single word that can describe how much Chad watching Kolton in the NFL will mean to them both.

“Being in the media box would be pretty cool”

When Chad first strolled into the living room, he looked fresh off a nap. He slumped into the couch next to his dad, his brown hair parted in the middle and bobbing at either side. Ask him about Kolton’s exploits, though, and he’s wide awake.

Chad’s short-term memory affects hobbies such as cooking, his mom said, in which it’s safer to microwave than potentially forget a burning stove. Basic reading, too, has trouble sticking. Post-it notes are used on the bathroom mirror to remind him of daily tasks. His brother’s NFL Combine numbers are a different story.

OAKLAND RAIDERS FEATURE CLIPS

Broad jump? “10’1.” (A combine record for offensive linemen.)

40? “4.95.”

Bench? “24.”

All correct.

When it comes to football, “He’ll remember e-v-e-r-y-thing,” Karrie said.

Now Chad is fully engaged, reliving and dissecting his thought process at the Miller family greenroom table when Notre Dame offensive tackle Mike McGlinchey went ninth overall to the 49ers.

“I’m like ‘Welp, there’s only one place where we can go now and that’s Oakland.’ I probably knew it in my head,” he said. “Oakland’s gonna pick him. Oakland’s gonna pick him. He was either gonna go there or Arizona if the trade didn’t happen.”

Chad spoke it into existence, and now he’ll be at every home game, joining those chants he’s already hearing in his head. He was a big part of Kolton’s Roseville High and UCLA teams, but being more than just a family member in the stands might be a different ballgame in the NFL.

“Wouldn’t that be dope to like...” Kolton starts, offering a suggestion for Chad to get involved.

“Be a water boy over there on the sideline,” Dan chimes in.

“No, hell no,” Kolton finishes. “Lead the team out ... Maybe in my 10th year, that’d be like the one thing I could ask.”

“That would be cool,” Chad says calmly, almost as if leading the Raiders through flames under the arch is too low key. “Being in the media box would be pretty cool, though.”

Chad has thought of entering media as a writer or cameraman. The Raiders even pledged to reserve a press box seat for a game so he can see what it’s like. Chad thinks “that’d be dope” and suddenly he’s discovered his ideal spot to watch Kolton’s next journey from, even if he’s not as close as the ones prior.

Kolton beams ear to ear with a “Hoooooooooooo, man!” An ecstatic Chad makes for an ecstatic Kolton, too.

He’s seen his younger brother frustrated, eager, yearning for a goal he can’t quite reach. Now he sees him teeming with excitement for one he can.

Remember the motto Chad grew frustrated with? It’s not that you cannot do anything. It might be that you can do it in a different way. Now he’s embracing it, seeking his own path — with Kolton right beside him after all.

LAS VEGAS REVIEW-JOURNAL

Raiders' Kolton Miller reaches NFL dream to help brother

By Michael Gehlken

May 12, 2018

ROSEVILLE, Calif. — Hospital nurses said Kolton Miller would have topped 10 pounds at birth in Redwood City, California, if not for the C-section weeks before the due date.

At 6 months, he was baptized in a white embroidered outfit. Its size was intended for a 24-month-old toddler. Two weeks before the ceremony, it fit comfortably. By the day of, buttons barely fastened.

From 10 to 16 years old, his shoe size matched his age. His mother Karrie Miller fought his growing pains with massages, drawn baths and German chocolate cake. He and father Dan Miller often wrestled until, once as a teen, Kolton threw Dad darn-near across the width of a room.

"You're not fun anymore," Dan said to him.

Kolton Miller became the tallest active Raiders player at 6 feet, 8 5/8 inches when the former UCLA offensive tackle was drafted April 26 with the No. 15 overall pick. But growth spurts aren't what led him here. Not entirely. He cites his brother as his main motivation.

As a boy, Kolton asked his parents for a sibling. They tried for years in vain. Finally, he was 6 when Chad was born at 2 pounds, 13 ounces. They met behind the glass of a neonatal intensive care unit and formed a strong bond.

Their relationship and the NFL career it inspired now allow Kolton to provide financial security to Chad.

"I'm his number one fan," said Chad, who wore a Raiders hat to school the past two weeks. "And he's mine, too."

"I want him to be taken care of," Kolton said.

A protector

Karrie Miller cannot help it.

She sees some of her own father in Kolton.

Her dad, Glenn Blomseth, was a professional protector. He wore an FBI ring commemorating his graduation from the agency's academy. The 6-foot-4 man, whose Scandinavian bloodlines lent height to Kolton, served as a police lieutenant in Antioch, California, before retiring as the department's interim captain.

On March 26, 2002, he was on call for his family.

A doctor prescribed Karrie bedrest at home in Alamo, California. Complications arose from a pregnancy still in its 26th week. Blomseth stayed overnight. Early in the morning, when complications worsened, he urged her and Dan not to wait for an ambulance, Karrie said.

OAKLAND RAIDERS FEATURE CLIPS

He'd watch Kolton. Just go. Hurry. Go.

Specifics regarding the situation are a private family matter, aside to say Blomseth's crisis management proved momentous. Karrie and Chad endured, the latter born minutes upon arrival at a Walnut Creek hospital. Once Chad was home, a proper introduction with Kolton could be made.

It became clear Kolton was a protector, too.

If Chad sat atop someone's lap on a couch, Kolton sat next to them. If Chad was in a baby carrier, Kolton often sat on the floor, playing beside him. Chad was unable to sit up on his own until 2 years old. When needing someone against whom to prop himself, big brother was there.

Chad was born with Moebius syndrome, a rare neurological condition affecting certain cranial nerves linked to muscles that control eye movement and facial expressions. Physical therapy and other medical care often required attention. This meant Dan and Karrie missed some items on Kolton's extra-curricular calendar, including certain sporting events.

No problem.

"We had people who would take him to his practices and things like that," Karrie said. "We would address things with him. He'd be like, 'No, I'm fine. Take care of Chad.' That was his response. 'Take care of Chad.'"

Kolton's maturity extended beyond height.

Before his parents' divorce, Dan and Karrie regularly hosted family functions. Kolton often socialized with adults, not kids, at the parties. His youthful spirit would surface when retiring to his bedroom room for a wardrobe change. He returned in a Superman or Batman costume.

In elementary school, his morality was the stuff of superheroes, as teachers marveled over his willingness to confront bullies. On multiple occasions, Kolton witnessed a peer being mistreated. The tall boy from Redwood City did not spectate. Rather, he spoke up and stepped in.

Such acts included helping female students whose clothes were being pulled or had a ball stolen during a game of Four Square.

"It was how I was raised," Kolton, 22, said. "I was raised to be a good kid. Maybe it came naturally because I was bigger than other kids."

Protecting quarterbacks came naturally, too.

Shared success

Kolton kept an open mind with sports.

He first tried youth soccer but, after a few practices, told his parents he did not enjoy it. They asked if he wanted to quit. His response: "I'm not a quitter."

OAKLAND RAIDERS FEATURE CLIPS

He lasted the full season before retiring his shin guards for good. He later played basketball, a more natural fit because of his height, and baseball. He dabbled in track and field in high school, hurling in the discus and shot put.

But no sport compared to football.

Kolton was a two-way player at Roseville High, an offensive tackle and defensive lineman. One of his teammates at the time, running back Matt Razzano, is the son of Dave Razzano, the Raiders' director of football research.

Chad was a four-year captain to Kolton's cheering section, watching games and practices from the stands or sideline. Kolton often invited him into the postgame locker room where Chad effused positivity, individually congratulating teammates on a good game with high fives or encouraging them after a loss.

Coaches at Roseville saw Kolton's potential. Jon Osterhout soon did, too.

Dan Miller reached out to Osterhout, coach at Sacramento's American River College and founder of offseason training program Linemen Win Games, during Kolton's sophomore year. Other alumni from the academy include Raiders defensive tackle Eddie Vanderdoes, who also attended UCLA.

"He had all the redeeming qualities that you look for in a guy who's truly trying to create the best version of himself," Osterhout said. "Extremely inquisitive. Very professional in everything, from being there early to staying there late, asking great questions and really trying to improve himself every single day."

Attention from colleges followed.

When Kolton attended an Oregon football camp, he brought Chad with him. When he made official stops to Wisconsin, Oregon State and UCLA, he brought Chad with him. Over his life, Kolton outgrew shoes and shirts and pants. His profile widened and expanded across the country.

He always brought Chad along.

Chad, 16, now attends Roseville High. Before the draft, he regularly would be asked about his brother. Chad would discuss his strong performance at the NFL Scouting Combine — Kolton's broad jump of 10 feet, 1 inch set an event record for an offensive lineman — or which teams Kolton was visiting.

"You could just see the shine in his face that he was so happy," said Adam Lenakakis, Roseville offensive line coach. "Now that he is a Raider, it's even better because he's only an hour and a half from his brother. He'll be able to watch him in training camp and the preseason and as many home games as they can get to, of course."

The missed game

A graham-cracker square is covered in a cookie dough mixed with marshmallows and chocolate chips. Once baked, the crunchy, gooey result from Cookie Connection, a Roseville-based gourmet cookie company, is the highlight to a care package Karrie routinely presented Kolton and his fellow UCLA offensive linemen when driving to all home games.

OAKLAND RAIDERS FEATURE CLIPS

That was until Oct. 1, 2016, against Arizona. No cookies. No Mom and Chad.

Kolton was entering his fifth start at right tackle as a redshirt sophomore. As game day approached, Karrie called Kolton and informed him she'd be unable to travel to Rose Bowl Stadium in Pasadena, California. She and Chad would watch from home in Roseville instead.

On the morning of the game, something felt wrong.

"She mentioned, 'I have this awkward, strange feeling something is going to happen,'" Chad said.

Karrie repeated the sentiment, as Chad tried to assure their mother. But in the second quarter, a teammate accidentally was tackled into Kolton's lower left leg. Kolton heard four pops in his knee. Never before needing surgery, he feared the worst. Fortunately, it was a spiral ankle fracture that did not require a procedure, although he missed the remainder of the season.

Missing the next game irked Kolton most. He could not help Josh Rosen, who suffered a season-ending injury on a fourth-quarter hit.

Kolton was unable to protect him.

"You watch, and you feel like it's partly your fault," Kolton said. "Of course, you can't say that, but it kind of feels like that."

Still growing

While at UCLA, Kolton had a sense he was NFL-bound. He told his parents they didn't need to worry. He would take care of Chad. With an upcoming four-year contract worth more than \$13 million, he is positioned to do so.

But Kolton has other goals.

He wants to earn a starting job in 2018, he said. He wants to win a Super Bowl. One day, he wants to wear a gold jacket as a Pro Football Hall of Fame inductee. These are goals he can chase now, potential future moments he can share with his family.

Last year, Chad was among those to visit Kolton for Thanksgiving and a Nov. 24 game versus California. Karrie was preparing for the day when, from a hotel restroom, she overheard her two sons chatting. Kolton waved over Chad and told him he'd be going to the NFL soon. He asked what his thoughts about it were.

"Chad said, 'That's pretty cool,'" Karrie said. "And he said to Chad, 'If you don't want me to go, I won't go.' And Chad was quiet, and he said, 'Did you hear me? If you don't want me to go, I won't go because I'm going to do this for you.'"

"And Chad said, 'No, bro. I want you to go.' And he said, 'OK, I'm going to do it for you, Chad.'"

THE ATHLETIC

As the Raiders set their plan in motion on the offensive line, Kolton Miller has quietly absorbed new lessons

By David Lombardi
August 17, 2018

NAPA — There was little time to waste after the Raiders picked Kolton Miller in the first round of the 2018 NFL Draft and fellow offensive tackle Brandon Parker in the third.

Both rookies trekked immediately to the team's facility in Alameda, where Raiders offensive line coach Tom Cable set the grand plan in motion.

"The first day they were up here after we picked them, I sat down with them and brought in a couple of the veterans," Cable said of Miller and Parker on Wednesday. "I said: 'I'm going to tell you what it is to be a pro.' And then I pointed at the veterans and said: 'And they're going to show you every day how to do it.'"

Miller and Parker were raw youngsters still requiring significant developmental work, and at the time, they were also both too light to stand a fair shot of holding their own in the NFL.

But the Raiders needed help along the offensive line and they needed it immediately: The team had released 2017 starting right tackle Marshall Newhouse in March, and Donald Penn, the main man on the left side, was in the middle of his recovery from foot surgery at age 35.

Meanwhile, Derek Carr, the team's \$125 million investment, was coming off the second straight season in which he'd missed time due to injury. As the No. 15 overall pick, Miller's feet immediately dangled over the fire.

So, with training camp over and the first preseason game in the books, how have the first four months in this pressure cooker gone for Miller?

Quietly.

And coming from a position where ruckus is the last thing the Raiders want, that's good news.

"Kolton is the perfect rookie," Carr said on Tuesday. "He came in and didn't say a word. He came in and said I'm just gonna show you that I'm a darn good football player, and that's what he's done."

Yes, there have been some hiccups. Bruce Irvin and Arden Key bested Miller multiple times during practice at training camp. He was flagged for a hold on the third play of the preseason opener against the Detroit Lions last week, negating Marshawn Lynch's long touchdown run (Cable says that he'd like to see Miller keep his feet moving and his hands inside to avoid recurrences of such flags in the future).

But in the larger picture, the Raiders are thrilled with Miller's progress. He's immersed himself in Jon Gruden's complex NFL playbook, and Cable says that Miller, through a diligent adherence to conditioning, has packed on strength from an initial weight of 312 pounds to reach a new weight of more than 320 pounds.

OAKLAND RAIDERS FEATURE CLIPS

"You can count on him to do the work," Cable said. "And he's still a kid. He's naturally gonna be 335, 340 one day and not look like a fat guy. He's gonna look pretty good as his body matures physically, because he's done everything that we've asked."

Through it all, the Raiders have grown confident enough in the placid, 6-foot-8 Miller to venture forward with him as their starting left tackle, the position which protects Carr's blindside, while moving Penn to right tackle, for at least the time being.

"He's had growing pains and he'll have growing pains, they all do," Cable said of Miller. "But we've been able to minimize those, and when he does have them, he'll learn from them."

Teammates also credit Miller for efficiently absorbing the knowledge that's been showered in his direction — "as a rookie tackle, whether he wants it or not, we're gonna give him some veteran advice," Carr said — like a sponge, and with exceptional efficiency.

But the soft-spoken rookie mostly shrugs off statements about his improvement, redirecting questions about it to answers that veer onto the road of self-deprecation.

"When I look back at it, there are still some things I can clean up," Miller said of his NFL preseason debut, during which he held up well in pass protection. "I was really excited, so I was playing a little higher, so just sinking down a little bit lower would help. But it was my first game, and I was just excited."

Miller may be quiet, but at least three topics of conversation immediately bring fire to his eyes.

One is his 16-year-old brother, Chad, who has Moebius syndrome, a rare neurological condition that hampers facial expression and eye movement. Miller has said that the bond he shares with Chad, an avid football fan whose condition has prevented him from taking the field himself, is one of the primary motivators of his career.

So when the Raiders credentialed Chad, an aspiring reporter, and gave him a seat in the press box for the preseason opener, Miller was thrilled.

"That was really, really cool," Miller, beaming a smile that stretched from ear to ear, said of his brother's experience. "He had a blast. They were handing him sheets of the stats and stuff. I know that he was amazed."

And, in a moment of symmetry that he won't soon forget, Miller concurrently realized his NFL dream on the Coliseum field, directly below the press box where his brother was soaking his own dream in.

"I had a blast putting on the black and silver," Miller said. "I felt like a little kid when that happened."

The third question that thrusts Miller into a more garrulous mood is one about Penn, who has taken the rookie under his wing as a mentor. Penn, still inactive during the preseason opener, advised Miller on the sideline, and the duo's bond has taken root much deeper than that — despite the fact that they're 13 years apart in age.

"Donald's been right there every step of the way, helping me out even during the Lions game," Miller said. "After the first series, after I came out (following the holding penalty), he told me 'don't worry about that call, just go play your game.' He's been so encouraging. He's been the most helpful."

OAKLAND RAIDERS FEATURE CLIPS

Miller then paused. An earnest look crossed his face. It was clear that he wanted to say more to hammer his point about Penn home.

“I’m really grateful for that,” Miller said deliberately. “I’m very, very grateful for that.”

Miller says that his initial weeks with the Raiders bordered on overwhelming. He fought to stay afloat as droves of complicated information from the new playbook flooded his brain, all while he fought to pack on the necessary physical strength to be ready to assume a starting role come September.

Since job turnover in the NFL is so high, veterans aren’t always the best resources for rookies in such situations, since any advice given to a youngster might be seen as a detriment to self-preservation in the league. And Penn, who tweeted “MORE MOTIVATION” (he has since deleted that tweet) and angrily phoned Gruden after the Raiders drafted Miller, initially appeared headed down the path of non-cooperation.

But Penn eventually calmed down, reversed course, and jumped aboard the Miller mentoring process — even accepting this week’s experimental move to right tackle, which the Raiders hope becomes permanent so that Miller is entrenched as their left tackle of the future.

“I’m not stupid,” Penn said Tuesday. “I’m not dumb. I’m 35 years old. I understand what’s going on here. ...

“But we have a young kid over there that is doing a lot of good things. ... I’m willing to do whatever it takes to help this team win. And if they feel like that’s going to be in the best interest of the team, I’ll do it.”

This has certainly pleased Cable.

“He doesn’t really have to do what he’s doing,” Cable said of Penn. “But if you want to be champions, then you really don’t have a choice. A lot of guys look at this and say, ‘I’m not going to help the young guy. He’s after my job.’

“But in the big picture, if you want to be on the best team, and you want to be selfless, and you want to be a champion, somebody is going to have to make those choices, and when they’re given to you, you’re going to have to choose for the team.

“To me, I’m proud of Donald, the way he’s handling this. And that was the challenge: If you’re gonna do it, then let’s do it with great integrity, let’s do it as a mentor. And I think the whole group has been very good to Kolton in that regard. They’ve all mentored him. But in Donald’s case, not only is he a mentor; he’s also being asked to make a change in his own career.”

Interestingly, the Raiders’ succession plan at left tackle reportedly started with Notre Dame’s Mike McGlinchey, who ended up going to the 49ers with the No. 9 pick of the draft — the selection that they had gotten over the Raiders as a result of a coin flip win at the NFL scouting combine.

So with McGlinchey off the table, the Raiders traded back to No. 15 and instead selected Miller, a UCLA product that they also became enamored with during the pre-draft process.

Miller’s height and athleticism were both huge selling points — he set a combine record for offensive linemen with a broad jump of 10 feet and one inch — but off-field details also intrigued the Raiders.

OAKLAND RAIDERS FEATURE CLIPS

"If you just look at Kolton's whole story: His brother is very dear to him and his illness, just going to UCLA, playing right tackle, then getting hurt and moving to left tackle — all these things that are real-life things," Cable said. "He got through them, and he got through them the right way."

Cable said that the Raiders, intent on finding a rookie who had the personality and drive necessary to develop into a starting tackle immediately, dove deep into the history of Miller's character.

"Who is he? How is he with the other guys? How was he when he was young with the older guys? How is he now as a leader at UCLA with his teammates?" Cable rattled off the questions that the Raiders asked. "And he's the same guy now. The strong, silent type. Always learning."

"When he was younger at UCLA, he'd rely on the older guys. And that's just like he's done here. You were hearing about how well he prepared there, reading his notes, that that's who he was, but now you're seeing it unfold right in front of your eyes here."

On Saturday against the Rams, Miller's acclimatization process will continue in his second preseason game, and this one will come in the Los Angeles Memorial Coliseum, a familiar place for the UCLA product. Miller played twice in that stadium during his college career, when the Bruins were visiting crosstown rival USC.

Now, Miller returns as a pro starter, set to protect the blindside of one of the NFL's richest quarterbacks. Miller has had to grow up quickly since his last time in the Coliseum nine months ago, but he remains the quiet, unassuming learner that the Raiders took a liking to during his UCLA years.

And to illustrate that, Carr remembered the immediate aftermath of Miller's holding penalty last week, the one that negated Lynch's touchdown run.

Many linemen might be flustered after drawing such a flag, but not Miller.

"He still didn't show much emotion when that happened," Carr said, smiling, saying that Miller was simply ready to absorb the lesson and move on. "He basically may have whispered to me: 'I don't know how they called that.'"

With that murmur, Miller's rookie campaign carried on. It's begun quietly, but that's exactly what the Raiders expected, and they're just hoping for more of the same.

WR Jordy Nelson

BAY AREA NEWS GROUP

Why the Raiders bet the farm on Jordy Nelson

By Jerry McDonald

April 3, 2018

Considering that they let go of Michael Crabtree and signed a man nearly three years older to a contract worth up to \$15 million, you could say the Raiders have bet the farm on Jordy Nelson.

The shoe fits, too. Nelson grew up on a farm in Kansas — 1,000 head of cattle on 4,000 acres. He still goes back most years to help with the wheat harvest before training camp and is fond of joking that it takes him awhile “to get back into farming shape.”

This next part is no joke, though.

“It set the foundation of who I am,” Nelson said of farm life. “The hard work, the day-in, day-out grind. Understanding that you have to go to work every day.”

Like our Oakland Raiders Facebook page for more Raiders news, commentary and conversation..

Nelson, who turns 33 in May, isn't being counted on just for running routes and catching passes. The Raiders also think the 6-foot-3, 217-pound wide receiver can help a locker room that seemed to fray last season as the team tumbled to a 6-10 finish.

New Raiders wide receivers coach Edgar Bennett was in Green Bay for the entirety of Nelson's nine-year career with the Packers and he believes Nelson's NFL success began with his upbringing.

At 6-foot-3, Nelson can go up and get it.

“That's the starting point, and the way he is I'm sure came from how he was raised by his parents, being able to stay true to who he was, being disciplined,” Bennett said. “There's a carry-over to his football career.”

Until the Raiders signed Nelson on March 15, their public stance on Crabtree had been that he was in their plans for 2018. But it was clear something had gone wrong in that relationship during the second half of last season. There was the one-game NFL suspension for his fight and ongoing feud with Denver cornerback Aqib Talib and there were times when Crabtree was not on the field when game situations suggested he should be.

The Raiders contacted Nelson on March 13, the day he was released by the Packers. Two days later, he was in Alameda and he didn't leave until putting pen to paper. Crabtree, 30, was released and signed with the Baltimore Ravens.

The swap hasn't exactly been met with universal acceptance, given that Nelson had significant drop in production last season, catching 53 passes for 482 yards and a career-low 9.1 yards per catch in 15 games. In 2016, Nelson had 97 receptions for 1,257 yards (12.9 yards per catch).

OAKLAND RAIDERS FEATURE CLIPS

Former Raiders defensive backs coach and Hall of Famer Rod Woodson recently joined the chorus of those who say Nelson has lost a step.

James Jones, the former San Jose State star who played with Nelson in Green Bay, isn't buying it.

"I know a lot of people are thinking, 'Oh, man, Crabtree is younger and better,'" Jones said. "Jordy has a lot left. And you're getting a guy with a chip on his shoulder. He will never say it, but trust me, when he does go out here and have a big-time year, he's going to have one eye on the Packers, saying, 'I told you I can still play this game.'"

In the middle of nowhere, between the Kansas towns of Leonardville and Riley — combined population 1,412 — sits Nelson Angus Farms.

Jordy spent his youth there, glued to ESPN and participating in football, basketball and track — but only after his completing his daily chores on a farm that has been in the family since his great, great grandfather emigrated from Sweden.

Mike Nelson, Jordy's brother and 18 months his senior, runs the farm and Jordy plans on rejoining him some day.

"I want to be my brother's hired man," Jordy told Wisconsin Agriculturalist in 2016. "He can pay me when I work and if he has to lay me off I think I will be able to survive."

Jordy was driving pickup trucks loaded with hay into town by age 12 and operating a combine as a teenager. Green Bay, which became Jordy's home in 2008 when he was drafted in the second round by the Packers, is a metropolis by comparison.

Jones was one of several Green Bay players who visited the farm and experienced the culture shock.

"Every house is three miles away from the other," Jones said.

"There's only one restaurant," he added, "and Jordy owns it."

Nelson didn't make his Green Bay guests get up with roosters and do chores. Players went four-wheeling, played some evening wiffle ball with the family, dropped by the family-run sports bar "Nelson's Landing" and even went golfing.

"One of the worst golf courses I've ever been on," Jones said with a laugh. "No putting greens, just rock. Once you hit the ball off the tee you're in a grass area, but when you get on the green it's always going to take a two-putt because it's all rock."

The fun and games stands in stark contrast to a typical day on the farm.

"You get tired of doing the work when all your buddies are playing basketball," Mike Nelson said. "But after awhile, it's what you know and what you want to do. You develop a passion for it, and the next thing you know you love it. It's a good life."

In between chores, Jordy excelled at Riley County High School in football, basketball and track. In his senior year at quarterback, he passed for more than 1,000 yards and rushed for 1,500 more. But no

OAKLAND RAIDERS FEATURE CLIPS

Division I scholarship offers came to him, so Nelson walked on at Kansas State, a 20-mile drive his parents had made many times as football season ticket holders.

Nelson began his career at Kansas State as a defensive back until a fateful meeting with legendary K-State coach Bill Snyder.

"I told him I thought he might have a better chance to play a little quicker at wide receiver and that I wanted him to at least think about it, and then come and see me tomorrow," Snyder said. "He said, 'Coach, I don't have to think about it. If it's something you think I should do then that's what we'll do.' "

It was a fairly standard reaction from Nelson, a player from whom Snyder said he never once saw a self-aggrandizing or "look-at-me" moment.

"He is the epitome of consistency," Snyder said. "He's not one way one day and another way the next day. He's the same Jordy Nelson, day in and day out. There's no pretense to him whatsoever."

In his senior year, Nelson caught a school-record 122 passes and was drafted in the second round by the Packers. (The Raiders took Darren McFadden in that draft.)

Nelson's transition to the NFL was gradual. His coming-out party was a nine-catch, 140-yard game with a touchdown reception in Super Bowl XLV, a 31-25 win over the Pittsburgh Steelers following the 2010 season.

The next season, Nelson exploded. He caught 68 passes for 1,263 yards and 15 touchdowns, becoming the prime target for quarterback Aaron Rodgers.

Coming off a two-year run in which he averaged 91 catches for 1,416 yards and scored 21 touchdowns, Nelson missed the 2015 season after tearing his right ACL in an exhibition game. But he was back the next season — all the way back. After catching 97 passes for 1,257 yards and 14 touchdowns, Nelson was named the NFL's Comeback Player of the Year.

Last year's drop-off was at least in part attributable to an injury to Rodgers. His replacement, Brett Hundley, struggled mightily in eight games.

"We're not playing fantasy football," Raiders coach Jon Gruden said. "I realize his production fell off, but so did Davante Adams, so did Randall Cobb and so did the Packer offense when Aaron Rodgers went down."

Nelson dismisses claims that he's no longer fast enough to separate from defensive backs, noting that he was never a burner when it came to the 40-yard dash but has always been plenty fast enough in shoulder pads.

"It's still there," Bennett said. "He still has the ability to catch the football, catch it in traffic, run after the catch, create separation. He can do all those things."

When Nelson visited the Raiders in March, quarterback Derek Carr took him on a drive to the Tri-Valley area where he lives to help alleviate whatever big-city concerns Nelson might have been feeling.

Nelson laughed out loud when asked about the sticker shock of home prices — he is so tight with a

OAKLAND RAIDERS FEATURE CLIPS

dollar he he says he won't spend a single one of them to get the No. 87 jersey he wore in Green Bay from Raiders teammate Jared Cook.

No surprise to his brother Mike, who understands how difficult it is to make a farm work financially: "It's easy to grow up conservative around here because you really learn how to push the pennies."

Nelson's value system, Snyder said, remains intact.

"He comes back home and works on the farm. His family has a restaurant and he works in the restaurant," Snyder said. "That's what I appreciate so much about him. He hasn't let the NFL go to his head. To me, Jordy has not changed. He's not any different the last time I saw him then when he graduated from here. When you get down to it, he's a small-town, working class young man."

Nelson concedes he'll have to get used to Bay Area traffic. But Carr's guided tour served its purpose.

"I mean, we were driving around and seeing the hillside, the grass and cattle and deer running around," Nelson said. "I think there's still that aspect there. But it's also going to be great to be close to the city and be able to go downtown and experience some different things. I think you get the best of both worlds here."

FB Keith Smith

THE ATHLETIC

Never wavered: New Raiders fullback Keith Smith was toughened by a winding road to start his NFL career

By Jimmy Durkin

September 10, 2018

Imagine your lifelong dream comes true ... and then seven times over it's ripped away.

That was Keith Smith's life his first two seasons in the NFL. In a 15-month stretch, from August 2014 to November 2015, Smith was waived seven times by the Dallas Cowboys. The cuts came so frequently that calls from coach Jason Garrett became just a matter of routine to the undrafted then-linebacker.

"At one point, I would see Coach Garrett's number pop up on my phone and I'm like (rolls eyes), 'OK, I know what time it is,'" Smith said in a recent interview.

For the most part, the Cowboys would always tell Smith he was still a part of their plans and to be ready to come back to meetings in a couple of days. They thought highly enough of him that they signed him to their active roster four times during his rookie season in 2014 and he played in 10 games, mostly on special teams. Each time he was waived he was re-signed to the practice squad as soon as he cleared waivers.

But spring brings in new crops of NFL talent, with draft classes and new undrafted rookies descending to bump players like Smith off the roster. And that's what happened. The Cowboys waived him in May 2015 following their rookie minicamp, and this time he didn't get an immediate callback.

Ten weeks went by. The Covina native kept training in his Southern California base, even as the Cowboys opened training camp in late July in nearby Oxnard. Smith tried his best to hide it, but it was a rough time. It was even rougher on his mom, Juli Smith, who had spent years following him around to high school games and all but two games of his illustrious San José State career, and was looking forward to many more NFL games with her son.

"I was the one going crazy," Juli Smith said when she made her first visit to the Coliseum for the Raiders' preseason game against the Green Bay Packers. "I'm like, 'Wait, how can I get him back into football? Wait, he can't be done yet. I'm not done yet!'"

Smith wasn't done. He worked out two to three times a day, fielding a steady stream of advice from his brother-in-law and former NFL cornerback Jason David.

"He kind of just told me, 'Be ready, because if that opportunity comes and you're not ready, you'll regret it for the rest of your life,'" Smith said. "That's kind of the one thing that I kept in the back of my head. That whole time I was just grinding."

On the Cowboys' second day of training camp, Smith got the call. Linebacker Keith Rivers had retired and Rolando McClain, the former Raiders linebacker, opened camp on the physically unable to perform list. Smith was told to come work out. The Cowboys almost didn't recognize him after his 10-week

OAKLAND RAIDERS FEATURE CLIPS

absence. Their special teams coordinator, Rich Bisaccia, who now holds that same role with the Raiders, was thrilled to have him back.

“When he left, he left with not just a chip, but a boulder on his shoulder,” Bisaccia said last week. “When he did get an opportunity to work out, he was just fantastic. He was in great physical condition.”

The Cowboys wouldn’t tell Smith what his 40-yard dash time was, but they were all blown away by how much bigger, stronger and faster he was. Bisaccia pulled him aside to ask how he had made such a quick transformation.

“I just laughed like, ‘Come on, you gave me three months of free time. I had nothing else to do but to work out and get better,’” Smith said. “I feel like that was a blessing in disguise because I transformed my game and my mental (side) during that time I was gone.”

If only that were the end of the story. But for Smith, the upcoming season was another challenging one. He made the team out of camp but was cut a month into the season and spent most of the year — aside from a one-game call-up in November — on the practice squad.

Was this the end? Could Smith hold off another round of draftees and undrafted free agents? Could his special-teams skills be enough for Bisaccia to persuade the Cowboys to keep him around? Maybe, but maybe not at linebacker.

It was then that Bisaccia pitched an idea to Garrett.

“He plays the show team fullback for us every day,” Bisaccia told Garrett. “Let’s just put him there. Let’s just let him compete and put him there. He’s got great hands, he’s real smart, he can locate the ‘backers, he can hit ‘em on the move.”

Smith won the job in training camp in 2016 and played in all 33 games (including one playoff game) for the Cowboys the past two years. The best part: he hasn’t gotten another one of those calls telling him to turn in his playbook.

But as well as the transition has gone, landing him a two-year, \$3 million deal with the Raiders after the Cowboys declined to tender him a contract as a restricted free agent, there were some difficult times.

Coaches praise how natural the position has come to Smith, but he had some initial hesitations. Jason Witten, a future Hall of Fame tight end, helped squashed those.

“He had kind of just pop quizzed me before workouts one day and I kind of hesitated,” Smith said of Witten, “and he was like, ‘Look, you need to know all of this like the back of your hand because when the bullets are flying, that’s how it’s going to go down. ... They didn’t make this position change for no reason. They believe in you. I believe in you. I know what you’re capable of. I’ve seen you on the scout team. I’ve been going against you. You’re capable of making this position change.’”

“At that point, hearing those words from a legend like Jason Witten, it kind of was just motivation and confidence that I could do it.”

Smith isn’t exactly Mike Alstott, getting 200 carries in a season. He has just two career rushing attempts and eight receptions. He played in only 12 percent of the Cowboys’ offensive snaps last year,

OAKLAND RAIDERS FEATURE CLIPS

but he's always been a core special teamer who had nine tackles and two forced fumbles last season. Don't be surprised if his offensive numbers go up in Jon Gruden's system, however. Jon Ritchie averaged nearly 30 receptions per season in his four years in Gruden's offense (and just over 10 per season in three NFL seasons without him). Smith may not be the same polished receiver, but Bisaccia raved about his hands, and Gruden loves his versatility.

"I think the most impressive thing is his awareness," Gruden said of Smith. "His ability to play tight end, fullback, in the slot, cover kicks. He's just a natural football player. He's got great instincts. He learns extremely fast. He plays physical. Just what we want in a fullback. Smart, physical, durable and versatile."

Among Smith's modest goals for this season: find the end zone. He never did at San José State, where he was the nation's leading tackler as a senior. He never did in high school, where his offensive role was as a blocking tight end and playing some fullback in heavy packages in front of childhood friend and former San Diego State star running back Adam Muema. He has to go back to his Pop Warner days for his last touchdown.

"I'm looking forward to this year, " Smith said. "I think I'm gonna get in the end zone."

He does at least have a small taste of what that's like. When the Raiders hosted the Cowboys on Sunday night last season, Smith was on the field when teammate Rod Smith scored on a 1-yard touchdown run. He gave the ball to Keith to spike as Juli's phone lit up with people thinking he had scored.

That "gesture of gratitude," as Keith called it, was part of a special night that introduced Smith fully to what the Raiders' game day experience is like. Now he's looking forward to enjoying it full-time, starting tonight in the season opener against the Rams on Monday Night Football.

"The Black Hole is something else," he said. "Honestly, I felt like I was at home."

Indeed, Smith feels like he's found a home. Getting cut seven times helped build the strong character he carries with him today. He's entering his fifth NFL season and finally feels like he has some job security. But he's smart enough to look around and realize that such a word doesn't really exist in this league.

"I think this is probably the most job security I've had in my career, but at the same time, I don't let it change my mindset," he said. "I'm always going to work and I've always been the type to where if you're not practicing good habits, then you're not going to play with good habits. I just haven't changed my mindset."

LB Tahir Whitehead

RAIDERS.COM

Tahir Whitehead's random act of kindness earns him a fan for life

By Kyle Martin

September 3, 2018

Nowadays, it's hard to find someone who goes out of their way to do something kind for another individual without expecting anything in return. In an era filled with what's been dubbed as the "me, me, me" generation, common acts of kindness are hard to come by.

About a week ago, Sergeant David Marquez was headed home from his reserve training when he suffered a flat tire. Pulled over on the side of Dublin Boulevard, Marquez watched car after car drive by, unwilling to offer their services; however, one car decided to see if he needed some help.

As the SUV pulled up, a figure dressed in Silver and Black apparel from head-to-toe stepped out, and offered to help Marquez. Who was it you ask? Raiders linebacker Tahir Whitehead.

At first, Marquez didn't recognize Whitehead, but after asking who he was and why he offered to help, he was shocked to hear that he was an NFL player.

"He offered to help, and at first I was just being prideful, but he insisted," Marquez said. "[He] said, 'bro, come on, let me help you out. It looks like you could use a hand,'"

Whitehead's persistence and desire to help Marquez caught him by surprise, but the connection the two shared as they changed the tire stood out to him more.

"He helped me out, but our conversation was pretty cool. We just talked about life, and God, and how the NFL is looking to progress with the military, and it was just a good conversation," Marquez explained recently. "While talking to him I realized he was just a real, genuine person. I was impressed. He was well spoken and I told somebody that he should be in a position as an ambassador for service members and vets because he's such an honest and genuine person."

When asked why he stopped to help Marquez, Whitehead kept it simple, and just thought it was the right thing to do.

"He looked like he had it figured out, but I'm just like, he looked like he was on his way somewhere," he said. "I just thought I'd help him out and send him on his way."

He also shared what it's like hearing from a Sergeant in the military that he has the potential to be a spokesman and representative if he has the desire to.

"That's huge, that's humbling," Whitehead said with a pause. "Just for him to use those words, and I believe in just being a good person. Right is right, and wrong is wrong. I saw someone in need."

Willing to help a stranger in need, but unwilling to accept any praise for his good deed, Whitehead is setting an example I think everyone should try and follow.

OAKLAND RAIDERS FEATURE CLIPS

In the brief time he's been a Raider, the former Temple Owl has quickly become a voice in the locker room, and it's clear his peers respect him on and off the field.

Whitehead isn't the only person to help someone on the side of the road however, if you recall just a couple years ago Raiders quarterback Derek Carr helped someone who ran out of gas on the side of the road.

It's not every day someone offers to help a stranger, let alone an NFL player. Whitehead's act of kindness resonated with Marquez, and while he considers himself a San Francisco 49ers fan, Whitehead may have converted him.

Following their interaction, Marquez continued to express his gratitude, and it's something he most likely will never forget.

"I was moved by him, because he didn't have to do that."

The two were also able to reconnect through Twitter.