



# INDIANAPOLIS COLTS WEEKLY PRESS RELEASE

Indiana Farm Bureau Football Center  
P.O. Box 535000  
Indianapolis, IN 46253  
[www.colts.com](http://www.colts.com)



## REGULAR SEASON WEEK 16

INDIANAPOLIS COLTS (7-7) VS. OAKLAND RAIDERS (11-3)  
4:05 P.M. EST | SATURDAY, DEC. 24, 2016 | OAKLAND ALAMEDA COLISEUM



### COLTS TAKE WEST COAST TRIP TO FACE RAIDERS IN OAKLAND



Colts Safety  
Mike Adams

The Indianapolis Colts will travel to Oakland to face the Raiders on Christmas Eve in Week 16. The game time is set for 4:05 p.m. EST at Oakland Alameda Coliseum.

The contest will mark the 14th all-time meeting between the teams in the regular season, with the Raiders holding a 7-6 advantage. Indianapolis defeated Oakland, 21-17, in their last matchup on Sept. 8, 2013 at Lucas Oil Stadium.

Last week, the Colts faced the Minnesota Vikings at the new U.S. Bank Stadium in Minneapolis and won, 34-6.

Indianapolis dominated from kickoff and scored on 5-of-6 of their first half possessions. On the Colts first possession of the game, kicker **Adam Vinatieri** connected on a 48-yard field goal to take the early lead. Running back **Robert Turbin** scored a one-yard rushing touchdown on the following Indianapolis possession to take a 10-0 advantage.

Defensively, the Colts forced three punts and safety **Mike Adams** forced and recovered a fumble and recorded an interception as Indianapolis held Minnesota scoreless in the first half.

Tight end **Erik Swoope** caught his first career touchdown pass on a 27-yard throw from quarterback **Andrew Luck**. **Turbin** rushed for another touchdown and **Vinatieri** converted his second field goal of the game as the Colts took a 27-0 halftime lead.

The Vikings made a field goal with 3:51 left in the third quarter for their first points of the game.

In the fourth quarter, **Luck** threw his second touchdown pass of the game on a 50-yard toss to wide receiver **Phillip Dorsett**. Minnesota would add another field goal for the final points of the game.

### MEDIA SCHEDULE: DEC. 19 - 24

#### Monday, December 19

No Availability

#### Tuesday, December 20

12:50 p.m. – Practice (Limited Availability)

2:00 p.m. – Chuck Pagano available

2:10 p.m. – Player Interviews

#### Wednesday, December 21

11:45 a.m. – Practice (Limited Availability)

1:30 p.m. – Coordinators available

1:45 p.m. – Player Interviews

#### Thursday, December 22

11:25 a.m. – Practice (Limited Availability)

12:45 p.m. – Chuck Pagano available

12:55 p.m. – Player Interviews

#### Friday, December 23

No Availability

#### Saturday, December 24

Indianapolis Colts vs. Oakland Raiders – 4:05 p.m.


### BROADCAST INFORMATION

TV coverage: CBS

Play-by-Play: Jim Nantz

Color Analyst: Phil Simms

Sideline: Tracy Wolfson



Radio coverage: WFNI & WLHK

Play-by-Play: Bob Lamey

Color Analyst: Jim Sorgi

Sideline: Matt Taylor



### INDIANAPOLIS COLTS 2016 SCHEDULE

#### PRESEASON (2-2)

Day	Date	Opponent	TV	Time/Result
Sun.	Aug. 7	GREEN BAY	ESPN	Cancelled
Sat.	Aug. 13	at Buffalo	FOX59	W, 19-18
Sat.	Aug. 20	BALTIMORE	FOX59	L, 19-18
Sat.	Aug. 27	PHILADELPHIA	CBS4	L, 33-23
Thurs.	Sept. 1	at Cincinnati	FOX59	W, 13-10

#### REGULAR SEASON (7-7)

Day	Date	Opponent	TV	Time/Result
Sun.	Sept. 11	DETROIT	FOX	L, 39-35
Sun.	Sept. 18	at Denver	CBS	L, 34-20
Sun.	Sept. 25	SAN DIEGO	CBS	W, 26-22
Sun.	Oct. 2	at Jacksonville (London)	CBS	L, 30-27
Sun.	Oct. 9	CHICAGO	FOX	W, 29-23
Sun.	Oct. 16	at Houston	NBC	L, 26-23 (OT)
Sun.	Oct. 23	at Tennessee	CBS	W, 34-26
Sun.	Oct. 30	KANSAS CITY	CBS	L, 30-14
Sun.	Nov. 6	at Green Bay	CBS	W, 31-26
Sun.	Nov. 13	BYE WEEK		
Sun.	Nov. 20	TENNESSEE	CBS	W, 24-17
Thurs.	Nov. 24	PITTSBURGH	NBC	L, 28-7
Mon.	Dec. 5	at N.Y. Jets	ESPN	W, 41-10
Sun.	Dec. 11	HOUSTON	CBS	L, 22-17
Sun.	Dec. 18	at Minnesota	CBS	W, 34-6
Sat.	Dec. 24	at Oakland	CBS	4:05 p.m.
Sun.	Jan. 1	JACKSONVILLE	CBS	1 p.m.

\* All times are Eastern; Home games in **BOLD CAPS**

### 2016 AFC SOUTH STANDINGS

Team	W	L	T	Pct.	Pts.	Opp.
Houston	8	6	0	.571	250	294
Tennessee	8	6	0	.571	340	323
Indianapolis	7	7	0	.500	362	339
Jacksonville	2	12	0	.143	260	359

**MEDIA.COLTS.COM**

# **TABLE OF CONTENTS/IMPORTANT INFORMATION**

## TABLE OF CONTENTS

Game Preview/Schedules/Standings .....	1
Table of Contents/Important Information .....	2

### OPPONENT INFORMATION

Head Coach Comparison .....	3
Head Coach Chuck Pagano .....	4
Connections .....	5
Statistical Comparison .....	6-7
Career Stats vs. Opponent .....	8-10

### COLTS NOTES

Colts Notes .....	11-21
Robert Mathis Notes .....	22-23
Andrew Luck Notes .....	24-25
Adam Vinatieri Notes .....	26-27
T.Y. Hilton Notes .....	28
Frank Gore Notes .....	29
Vontae Davis Notes .....	30

### ROSTER PAGES

Unofficial Depth Chart .....	31
Players By Position .....	32
How the Colts were Built .....	33
Alphabetical Roster .....	34
Numerical Roster .....	35
Roster By Experience .....	36
Roster Superlatives .....	37
Transactions .....	38-39
2016 Colts Participation .....	40

### COLTS STATISTICS

2016 Colts Regular Season Stats .....	41
2016 Colts Regular Season Defensive Stats .....	42

## 2016 REGULAR SEASON OPPONENTS

Along with their normal slate of home and road contests against AFC South opponents - Houston, Jacksonville and Tennessee - the Colts will compete against the AFC West and NFC North Divisions in 2016. Indianapolis will face six 2015 playoff teams.

### INDIANAPOLIS COLTS 2016 REGULAR SEASON OPPONENTS

Team	H/A	2015 Record	Last Meeting/Result
Houston	H/A	9-7 (.563)	H - 12/20/15 - L, 16-10
Jacksonville	H/A	5-11 (.313)	A - 12/13/15 - L, 51-16
Tennessee	H/A	3-13 (.188)	H - 1/3/16 - W, 30-24
Kansas City	H	11-5 (.688)	*H - 1/4/14 - W, 45-44
Pittsburgh	H	10-6 (.625)	A - 12/6/15 - L, 45-10
Detroit	H	7-9 (.438)	A - 12/2/12 - W, 35-33
Chicago	H	6-10 (.375)	A - 9/9/12 - L, 41-21
San Diego	H	4-12 (.250)	A - 10/14/13 - L, 19-9
Denver	A	12-4 (.750)	H - 11/8/15 - W, 27-24
Minnesota	A	11-5 (.688)	H - 9/16/12 - W, 23-20
Green Bay	A	10-6 (.625)	H - 10/7/12 - W, 30-27
NY Jets	A	10-6 (.625)	H - 9/21/15 - L, 20-7
Oakland	A	7-9 (.438)	H - 9/8/13 - W, 21-17

**Total 105-103 (.505) \*Postseason**

## COLTS PLAYOFF CHANCES

With two weeks remaining in the regular season, the Colts must have the following happen:

- Colts win out @Oakland (11-3) and against Jacksonville (2-12)
- Texans lose out against Cincinnati (5-8-1) and @Tennessee (8-6)
- Titans lose next week @Jacksonville (2-12) and then beat Houston (8-6) in Week 17

## IMPORTANT NFL DATES

### January 1

Week 17

### January 7-8

Wild Card Playoffs

### January 14-15

Divisional Playoffs

### January 16

Deadline for college players that are underclassmen to apply for special eligibility. A list of players who are accepted into the NFL Draft will be transmitted to clubs on January 20.

### January 21

East-West Shrine Game, Tropicana Field, St. Petersburg, Florida

### January 22

AFC and NFC Championship Games

### January 28

Senior Bowl, Ladd-Peebles Stadium, Mobile, Alabama

### January 29

NFL Pro Bowl, Camping World Stadium, Orlando, Florida

### February 5

Super Bowl LI, NRG Stadium, Houston, Texas

### February 28 - March 6

Combine Timing and Testing, Lucas Oil Stadium, Indianapolis, Indiana.

## 2016 HONORS

### QB-ANDREW LUCK

Ed Block Courage Award

AFC Offensive Player of the Week - Week 13

### T/G JOE REITZ

Colts Man of the Year - Nominee for NFL's Walter Payton Man of the Year Award

### RB-JORDAN TODMAN

AFC Special Teams Player of the Week - Week 9

### K-ADAM VINATIERI

AFC Special Teams Player of the Week - Week 5

AFC Special Teams Player of the Month - October

## COLTS MEDIA SITE

On the Colts media website, <http://media.colts.com>, media outlets can access up-to-date Colts information, including press releases, transcripts, daily notes, game releases and media schedules/availabilities. The site also offers access to the 2016 media guide as well as the ability to request season and game-by-game credentials.



## COLTS HEAD COACH CHUCK PAGANO



**COACHING YEARS IN NFL:** 15th Year  
**COLTS HEAD COACH:** 5th Year  
**REGULAR SEASON:** 48-30 (.615)  
**POSTSEASON:** 3-3 (.500)

**PRO CAREER:** Named head coach of the Indianapolis Colts on January 25, 2012. In five years as head coach, Chuck Pagano has led the team to a 48-30 regular season record, including three consecutive 11-5 seasons and playoff appearances from 2012-14. Currently, Pagano's .615 winning percentage ranks fifth among active

head coaches in the NFL (min. two seasons). In the process, he became only the second head coach in NFL history to earn 11 wins in each of his first three seasons with a team and became the third head coach in Colts history to reach the playoffs in each of his first three years (Ted Marchibroda, 1975-77 and Tony Dungy, 2002-04).

The Colts finished the 2015 season with an 8-8 record and were 4-2 within the AFC South Division. With a victory in Week 5 at Houston, Indianapolis improved its consecutive win streak within the AFC South Division to 16 games, which set an NFL record.

In 2014, Pagano led the Colts to their second straight AFC South Division title and first AFC Championship Game since 2009. The team recorded a perfect 6-0 division record in back-to-back seasons for the first time in franchise history.

In 2013, Indianapolis earned the division title and won an AFC Wild Card Playoff game against the Kansas City Chiefs that marked the second-largest comeback in NFL postseason history.

In 2012, the Colts overcame the loss of Pagano to acute promyelocytic leukemia for 12 games and responded with seven fourth quarter or overtime game-winning drives en route to an 11-5 campaign. He previously spent four seasons with the Baltimore Ravens, the last (2011) as the team's defensive coordinator. Pagano also served as the defensive backs coach of the Oakland Raiders (2005-06) and the secondary coach of the Cleveland Browns (2001-04).

**CAREER RECORD:** 51-33.

**BACKGROUND:** Pagano was a safety at Wyoming from 1980-83. He coached collegiately at Southern California (1984-85), Miami (1986), Boise State (1987-88), East Carolina (1989), Nevada-Las Vegas (1990-91), East Carolina (1992-94), Miami (1995-2000) and North Carolina (2007).

**PERSONAL:** Born in Boulder, Colo. on October 2, 1960. He and wife, Tina, have three daughters, Tara, Taylor, Tori, and three granddaughters, Avery, Addison and Zoey. His brother, John, is the San Diego Chargers' defensive coordinator.

### INDIANAPOLIS COLTS ASSISTANT COACHES

Rob Chudzinski	Offensive Coordinator
Ted Monachino	Defensive Coordinator
Tom McMahon	Special Teams Coordinator
Tim Berbenich	Offensive Assistant/Assistant Quarterbacks Coach
Maurice Drayton	Assistant Special Teams Coach
Gary Emanuel	Defensive Line Coach
Joe Gilbert	Assistant Offensive Line Coach
Frank Giufre	Offensive Quality Control Coach
Jim Herrmann	Linebackers Coach
Jim Hostler	Tight Ends Coach
Richard Howell	Assistant Strength & Conditioning Coach
Lee Hull	Wide Receivers Coach
Darren Krein	Head Strength & Conditioning Coach
Joe Philbin	Assistant Head Coach/Offensive Line
Brian Schottenheimer	Quarterbacks Coach
Jemal Singleton	Running Backs Coach
Shawn Terlecky	Defensive Quality Control Coach
Brad White	Outside Linebackers Coach
Greg Williams	Defensive Backs Coach
Quadrin Banks	Conditioning/Performance Analyst
Jeff Popovich	Assistant to the Head Coach

## RAIDERS HEAD COACH JACK DEL RIO



**COACHING YEARS IN NFL:** 20th Year  
**RAIDERS HEAD COACH:** 2nd Year  
**REGULAR SEASON:** 86-83 (.509)  
**POSTSEASON:** 1-2 (.333)

**PRO CAREER:** Jack Del Rio was named the 19th head coach in Oakland Raiders history on January 15, 2015. He is in his 31st year in the NFL and his 20th season coaching. Last year, Del Rio oversaw significant improvements as the Raiders made considerable advances in all phases of the game.

He joined Raiders after spending previous three seasons (2012-14) as the Denver Broncos' defensive coordinator. While with the Broncos, Del Rio was part of three-straight AFC West titles and helped lead Denver to an appearance in Super Bowl XLVIII following the 2013 campaign. He was interim head coach (weeks 10-13) in 2013 while John Fox underwent a heart procedure, posting a 3-1 record.

Del Rio was previously head coach of the Jacksonville Jaguars (2003-2011). His defenses have ranked in the top six in the NFL in yards per game allowed in 10 of his 18 seasons as a position coach, coordinator or head coach. During that time, he has coached 20 defensive players to a total of 29 Pro Bowl selections.

**CAREER RECORD:** 87-85.

**BACKGROUND:** Linebacker at Southern California. As a senior, he earned All-American honors. Del Rio was drafted in the third round in 1985 by the New Orleans Saints, and went on to play 11 NFL seasons with Saints (1985-86), Kansas City Chiefs (1987-88), Dallas Cowboys (1989-1991) and Minnesota Vikings (1992-95). He played in 160 career games, totaling over 1,100 tackles and earning a Pro Bowl selection in 1994.

**PERSONAL:** Born on April 4, 1963 in Castro Valley, Calif. Del Rio and his wife, Linda, have four children, including three daughters and a son.

### OAKLAND RAIDERS ASSISTANT COACHES

Bill Musgrave	Offensive Coordinator
Ken Norton, Jr.	Defensive Coordinator
Brad Seely	Special Teams Coordinator
Sam Anno	Defensive Assistant
Todd Downing	Quarterbacks
Darryl Eto	Assistant Strength and Conditioning
Jethro Franklin	Defensive Line
Joe Gomes	Head Strength and Conditioning
Tim Holt	Assistant Offensive Line
Nick Holz	Quality Control - Offense
Bobby Johnson	Tight Ends
Kevin Kijowski	Strength and Conditioning Assistant
Wesley Miller	Strength and Conditioning Assistant
Rob Moore	Wide Receivers
Bernie Parmalee	Running Backs
Jake Peetz	Assistant Quarterbacks
Marcus Robertson	Defensive Backs
Tracy Smith	Assistant Special Teams
Travis Smith	Quality Control - Defense
Sal Sunseri	Linebackers
Mike Tice	Offensive Line
Brent Vieselmeyer	Assistant Linebackers
Rod Woodson	Assistant Defensive Backs

# HEAD COACH CHUCK PAGANO

## LEADING BY EXAMPLE

Pagano has led the Colts to a 48-30 record over his five seasons (2012-16) in Indianapolis. His .615 winning percentage ranks fifth among active head coaches in the NFL (min. two seasons).

### Highest Winning Percentage, Active NFL Head Coaches, Min. Two Seasons Experience

Coach	Team	Win %
Bill Belichick	New England	.671
Mike McCarthy	Green Bay	.647
Mike Tomlin	Pittsburgh	.639
Bruce Arians	Arizona	.637
<b>Chuck Pagano</b>	<b>Indianapolis</b>	<b>.615</b>

Additionally, Indianapolis' 48 wins since 2012 are tied for the fifth-most in the NFL over that span.

### MOST REGULAR SEASON WINS, SINCE 2012

Team	Wins
New England	60
Denver	58
Seattle	55
Green Bay	49
<b>Indianapolis</b>	<b>48</b>
Cincinnati	48

## WINNING THE CLOSE ONES

The Colts have closed out games strong under Head Coach Chuck Pagano (2012-16), posting a league-leading 31-12 (.721) record in games decided by one possession-or-less (eight points or less) during that span.

### BEST WIN PCT. IN ONE-POSSESSION GAMES, SINCE 2012

Team	Record	Win %
<b>Indianapolis</b>	<b>31-12-0</b>	<b>.721</b>
Denver	23-13-0	.639
New England	24-14-0	.632
Arizona	20-14-1	.586
San Francisco	17-12-1	.583

### COLTS ONE-POSSESSION GAMES, 2016 (5-4)

Game	Margin	Result
Week 1 vs. DET	4	L, 39-35
Week 3 vs. SD	4	W, 26-22
Week 4 at JAX (UK)	3	L, 30-27
Week 5 vs. CHI	6	W, 29-23
Week 6 at HOU	3	L, 26-23
Week 7 at TEN	8	W, 34-26
Week 9 at GB	5	W, 31-26
Week 11 vs. TEN	7	W, 24-17
Week 14 vs. HOU	5	L, 22-17

Additionally, the Colts are tied for the best record in the league in games decided by three points or less since 2012.

### BEST WIN PCT. IN GAMES DECIDED BY THREE POINTS OR LESS, SINCE 2012

Team	Record	Win %
<b>Indianapolis</b>	<b>11-4-0</b>	<b>.733</b>
New England	11-4-0	.733
Oakland	12-6-0	.667
Denver	8-5-0	.615
Seattle	8-5-1	.607

## WINNING THE DIVISION

In 2015, with a win over the Houston Texans in Week 5 (10/8), Indianapolis improved its consecutive victory streak within the AFC South Division to 16 games, which set an NFL record. The streak continued a team record, which was set at the conclusion of the 2014 campaign. The previous best was 12, which was set from Nov. 14, 2004 – Oct. 8, 2006.

### LONGEST WINNING STREAK FOR AN NFL TEAM AGAINST THEIR OWN DIVISION, NFL HISTORY

Team	Division	Streak
<b>Indianapolis</b>	<b>AFC South</b>	<b>16 (2012-15)</b>
Miami	AFC East	15 (1972-73)
Dallas	NFC East	14 (1993-94)

### LONGEST WINNING STREAK FOR AN NFL TEAM AGAINST ANY DIVISION, NFL HISTORY

Team	Division	Streak
<b>Indianapolis</b>	<b>AFC South</b>	<b>16 (2012-15)</b>
Miami	AFC East	15 (1972-73)
Indianapolis	AFC North	15 (2002-1010)
Dallas	NFC East	14 (1993-94)
New England	NFC North	14 (2002-2014)

### BEST RECORD AGAINST DIVISION OPPONENTS, 2012-15

Team	Division	Record
Denver	AFC West	21-3-0
<b>Indianapolis</b>	<b>AFC South</b>	<b>20-4-0</b>
New England	AFC East	18-6-0
Carolina	NFC South	17-7-0
Green Bay	NFC North	16-7-1

## THE FINAL STRETCH

Since 2012, the Colts have one of the best records in the league over the last four regular season games. Indianapolis is 12-6 (.667) over the final stretch, which ranks tied for sixth in the NFL.

### BEST RECORD IN FINAL FOUR GAMES OF REGULAR SEASON, SINCE 2012

Team	Record	Win %
*Carolina	15-2	.882
Seattle	14-4	.778
Green Bay	13-5	.722
New England	13-5	.722
Pittsburgh	13-5	.722
<b>Indianapolis</b>	<b>12-6</b>	<b>.667</b>
Denver	12-6	.667
Minnesota	12-6	.667

\* Carolina plays on *Monday Night Football* on 12/19/16



## COLTS / RAIDERS CONNECTIONS

### INDIANA / CALIFORNIA CONNECTIONS

- Colts **QB-Andrew Luck** (2009-2011), **DT-Henry Anderson** (2010-14) and **DT-David Parry** (2011-14) played at Stanford.
- Indianapolis **OLB-Chris Carter** played at Fresno State (2007-2010) and hails from Fontana, Calif.
- Colts **OLB-Akeem Ayers** played at UCLA and is from Los Angeles.
- Three other Colts hail from the California area: **TE-Erik Swoope** (Lake Elsinore), **RB-Robert Turbin** (Fremont) and **LS-Matt Overton** (Tracy).
- Three Indianapolis coaches spent time coaching in California: **Defensive Line Coach Gary Emanuel** (San Jose State), **Head Coach Chuck Pagano** (Southern California) and **Quarterbacks Coach Brian Schottenheimer** (Southern California).
- Raiders **DT-Darius Latham** played at Indiana University and is from Indianapolis.
- Oakland **Tight Ends Coach Bobby Johnson** coached the offensive line at Indiana University from 2005-09.
- Raiders **Running Backs Coach Bernie Parmalee** coached for Notre Dame from 2005-09. He played at Ball State, where he finished as the all-time leading rusher with 3,483 yards and 26 touchdowns.
- Oakland **Assistant Defensive Backs Coach Rod Woodson** is a native of Ft. Wayne, Ind. He was an All-American defensive back at Purdue from 1985-87, where he played running back, wide receiver, cornerback and safety.

### FORMER COLTS / RAIDERS

- Colts **Head Coach Chuck Pagano** served as the defensive backs coach for the Raiders from 2005-06.
- Raiders **Special Teams Coordinator Brad Seely** coached special teams and tight ends for the Colts from 1989-93.

### COLLEGE CONNECTIONS

- Indianapolis **C-Ryan Kelly** and Oakland **WR-Amari Cooper** were teammates at Alabama from 2013-14, while Raiders **Assistant Quarterbacks Coach Jake Peetz** served as the offensive analyst/assistant quarterbacks coach in 2013.
- Colts **OLB-Chris Carter** and Raiders **QB-Derek Carr** played together at Fresno State from 2009-2010.
- Indianapolis **RB-Josh Ferguson** and Oakland **DL-Jihad Ward** played at Illinois from 2014-15.
- Colts **OLB-Robert Mathis** played under Raiders **Linebackers Coach Sal Sunseri** at Alabama A&M in 1999.
- Indianapolis **WR-Phillip Dorsett** (2011-14) was teammates with Oakland **G/C-Jon Feliciano** (2010-14) and **TE-Clive Walford** (2011-12) while **Defensive Line Coach Jethro Franklin** (2011-14) was on staff at Miami.
- Colts **DT-T.Y. McGill** and Raiders **CB-David Amerson** were teammates at North Carolina State from 2011-12.
- Indianapolis **T-Le'Raven Clark** was teammates with Oakland **RB-De-André Washington** and **DL-Branden Jackson** at Texas Tech from 2012-15.
- Colts **DT-Henry Anderson** (2010-14), **DT-David Parry** (2011-14) and **QB-Andrew Luck** (2009-2011) all crossed paths with Raiders **Offensive Quality Control Coach Nick Holz** while he was at Stanford from 2008-2011.
- Indianapolis **RB-Robert Turbin** and Oakland **Assistant Special Teams Coach Tracy Smith** overlapped while the two were at Utah State from 2007-08.

### NFL CONNECTIONS

- Indianapolis **Defensive Coordinator Ted Monachino** coached under Oakland **Head Coach Jack Del Rio** in Jacksonville from 2006-09 while Raiders **Offensive Line Coach Mike Tice**, **Assistant Quarterbacks Coach Jake Peetz** and **S-Reggie Nelson** were with the squad. **Peetz** and Oakland **Tight Ends Coach Bobby Johnson** crossed paths with

Colts **RB-Jordan Todman** while he was with the Jaguars in 2012.

- Indianapolis **S-Mike Adams** played under Del Rio in Denver from 2012-13.
- Colts **Tight Ends Coach Jim Hostler** crossed paths with Raiders **Quarterbacks Coach Todd Downing** and **Wide Receivers Coach Rob Moore** in Buffalo in 2014.
- Indianapolis **Offensive Assistant/Assistant Quarterbacks Coach Tim Berbenich** (2006-2011) served alongside Oakland **Offensive Line Coach Tim Holt** (2009-2011) while **T-Donald Penn** was in Tampa Bay from 2007-2011.
- **Berbenich** and Oakland **Defensive Line Coach Jethro Franklin** spent time together in Tampa Bay in 2006.
- Colts **RB-Robert Turbin** spent time with Raiders **Defensive Coordinator Ken Norton Jr.**, **LB-Bruce Irvin** and **LB-Malcolm Smith** in Seattle from 2012-14.
- Indianapolis **Special Teams Coach Tom McMahon** served as the assistant special teams coach in Atlanta while Oakland **Offensive Coordinator Bill Musgrave** was the quarterbacks coach from 2007-08.
- **Todman** and **Musgrave** crossed paths in Minnesota in 2012.
- Colts **OLB-Trent Cole** played in Philadelphia with Raiders **S-Nate Allen** while **Musgrave** was the quarterbacks coach in 2014. **Cole** and Oakland **T-Austin Howard** were teammates in Philadelphia in 2010.
- **McMahon** coached special teams in Kansas City in 2012 while Raiders **Running Backs Coach Bernie Parmalee** coached tight ends and **C-Rodney Hudson** was with the team.
- Indianapolis **K-Adam Vinatieri** played under Oakland **Special Teams Coach Brad Seely** in New England from 1999-2005.
- **Adams**, **Seely** and **Tracy Smith** spent time together in Cleveland from 2009-2010.
- Colts **QB-Scott Tolzien** (2011-13) and **RB-Frank Gore** (2005-2014) played alongside Raiders **WR-Michael Crabtree** (2009-2014) in San Francisco while **Seely** and **Tracy Smith** were on staff from 2012-14.
- Indianapolis **Quarterbacks Coach Brian Schottenheimer** and Oakland **LB-Daren Bates** were in St. Louis together from 2013-14.
- Colts **CB-Rashaan Melvin** (2014-15), **OLB-Chris Carter** (2015), **Hostler** (2008-2013) and **Monachino** (2012-15) all crossed paths with Raiders **G/T-Kelechi Osemele** and **S-Brynden Trawick** while they were in Baltimore from 2013-15.
- Indianapolis **Head Strength and Conditioning Coach Darren Krein** (2011-15), **Assistant Head Coach/Offensive Line Joe Philbin** (2012-15), **OLB-Erik Walden** (2008-2010) and **CB-Vontae Davis** (2009-2011) all crossed paths with Oakland **CB-Sean Smith** while he was with Miami from 2009-2012.



# STATISTICAL COMPARISON

## COLTS / RAIDERS ALL-TIME RESULTS

Date	Colts Record	Opp. Record	Result
1/3/71	12-2-1	9-4-2	27-17 W
11/28/71	7-3	7-1-2	37-14 W
10/28/73	2-4	3-2-1	21-34 L
9/28/75	1-0	1-0	20-31 L
12/24/77	10-4	11-3	31-37 L*
11/25/84	4-8	8-4	7-21 L
12/21/86	2-13	8-7	30-24 W
9/15/91	0-2	1-1	0-16 L
10/22/95	4-2	5-2	17-30 L
9/10/00	1-0	1-0	31-38 L
10/14/01	2-1	3-1	18-23 L
10/10/04	3-1	2-2	35-14 W
12/16/07	11-2	4-9	21-14 W
12/26/10	8-6	7-7	31-26 W
9/8/13	0-0	0-0	21-17 W

Home Game in **Bold**; Playoff Game in **Blue**; \*OT

### COLTS RECORDS VS. RAIDERS

Regular Season: 6-7	Home: 2-4	Away: 4-3
Playoffs: 1-1		
Points-Allowed: 347-356	Home: 204-211	Away: 143-145
Colts Longest Series Streaks: Won 4, Lost 4		

### BY STADIUM

Memorial: 1-3	Hoosier/RCA: 1-2	Lucas Oil: 0-1
Oakland/Alameda County/McAfee Coliseum: 3-1		
LA Memorial Coliseum: 1-2		

**RAIDERS:** Los Angeles 1982-94

## REGULAR SEASON SERIES SUPERLATIVES

COLTS	STAT	RAIDERS
37, 11/28/71	.....Most points	38, 9/10/00
0, 9/15/91	.....Fewest points	14, 3x, last: 12/16/07
462, 9/10/00	.....Most net yards	442, 10/28/73
158, 11/25/84	.....Fewest net yards	253, 12/16/07
40, 10/10/04	.....Most rushing attempts	42, 11/25/84
20, 2x, last: 12/16/07	.....Fewest rushing attempts	13, 10/10/04
210, 11/28/71	.....Most rushing yards	182, 10/28/73
58, 12/16/07	.....Fewest rushing yards	53, 10/10/04
48, 9/10/00	.....Most passing attempts	45, 12/21/86
16, 11/28/71	.....Fewest passing attempts	22, 2x, last: 9/10/00
33, 9/10/00	.....Most completions	29, 12/26/10
10, 2x, last: 11/25/84	.....Fewest completions	13, 2x, last: 9/15/91
367, 9/10/00	.....Most passing yards	357, 12/21/86
119, 11/28/71	.....Fewest passing yards	104, 12/16/07
6.0, 2x, last: 11/25/84	.....Most def. sacks	6.0, 2x, last: 11/25/84
6, 11/28/71	.....Most def. interceptions	2, 5x, last: 12/26/10
7, 3x, last: 10/14/01	.....Most penalties	10, 3x, last: 12/26/10
2, 2x, last: 10/10/04	.....Fewest penalties	4, 10/28/73

## WHAT TO LOOK FOR THIS WEEK

### WITH A WIN, THE COLTS WOULD...

- Increase their all-time regular season record against Oakland to 7-7 overall and 5-3 on the road.

### RB-FRANK GORE

- Needs 109 rushing yards to reach 1,000 for the season.
- With 1,000 rushing yards this season, he would join Pro Football Hall of Famers Emmitt Smith (11), Curtis Martin (10), Walter Payton (10) and Barry Sanders (10) as the only players in NFL history to rush for 1,000 yards in at least nine different seasons.
- Gore would become the first running back at the age of 33 or older to rush for 1,000 yards since John Riggins in 1984. He would be the first Colts running back since Joseph Addai in 2007 to accomplish the feat and the eighth running back in team history to rush for 1,000 yards.
- With 1,000 rushing yards this season, he would join John Riggins (1,239 yards in 1984 at age 35; 1,347 yards in 1983 at age 34), Franco Harris (1,007 yards in 1983 at age 33) and John Henry Johnson (1,048 yards in 1964 at age 35; 1,141 yards in 1962 at age 33) as the only players in NFL history to accomplish that feat at the age of 33 or older.
- With one 100-yard rushing performance he would tie O.J. Simpson (42) for 16th in NFL history.
- Needs 58 scrimmage yards to eclipse 1,200 for the season. It would mark the 11th consecutive season he has had at least 1,200 scrimmage yards which would set an NFL record. Gore is currently tied with Curtis Martin, Barry Sanders and Emmitt Smith as the only players in NFL history to eclipse 1,200 scrimmage yards in 10 consecutive seasons.
- Needs 69 rushing yards to reach 13,000 for his career and become the eighth player in NFL history to reach that plateau.
- Needs one carry to pass Tony Dorsett (2,936) for 11th on the NFL's all-time list.
- Needs 14 carries to pass Franco Harris (2,949) for 10th on the NFL's all-time list.
- Needs one rushing touchdown to tie Clinton Portis (75) for 23rd on the NFL's all-time list.
- Needs two rushing touchdowns to tie Pete Johnson (76) for 22nd on the NFL's all-time list.

### WR-T.Y. HILTON

- Needs one 100-yard receiving game to pass Raymond Berry (23) for the third-most in Colts history.
- Needs one 100-yard receiving game to have his sixth this season which would tie his single-season career high.
- Needs one 100-yard receiving game to tie A.J. Green (24) for the eighth-most 100-yard receiving games in a player's first five seasons in NFL history.
- Needs two receptions to set a new single-season career high. He made 82 catches in 2013 and 2014.
- Needs two receiving touchdowns to set a new single-season career high. He recorded seven touchdown receptions in 2012 and 2014.
- Needs 98 receiving yards to set a new single-season career high. He registered 1,345 receiving yards in 2014.
- Needs 118 scrimmage yards to set a new single-season career high. He totaled 1,365 scrimmage yards in 2014.

### QB-ANDREW LUCK

- With one 300-yard passing game he will tie John Unitas (26) for the second-most in Colts history.
- Needs one rushing touchdown to tie Bert Jones (14) for the second-most in Colts history for a quarterback.

### OLB-ROBERT MATHIS

- Needs 0.5 sacks to tie Dwight Freeney (122.5) for 17th in NFL history.

### P-PAT MCAFFEE

- Needs three punts inside the 20-yard line to pass Hunter Smith (193) for second in Colts history.

### K-ADAM VINATIERI

- Needs to convert one field goal from 20-29 yards to tie Morten Andersen (176) for the most made field goals from that distance in NFL history.
- Needs to convert one field goal from 50+ yards to tie Matt Prater (35) for the eighth-most made field goals from that distance in NFL history.
- Needs one win to tie Gary Anderson (201) for the second-most career regular season wins in NFL history.

# STATISTICAL COMPARISON



## 2016 TEAM LEADERS

### COLTS

### RAIDERS

#### PASSING YARDS

A. Luck.....	3,631	D. Carr .....	3,705
S. Tolzien.....	216		

#### RUSHING YARDS

F. Gore .....	891	L. Murray.....	737
A. Luck.....	312	J. Richard.....	422
R. Turbin.....	131	D. Washington .....	325

#### RECEIVING YARDS

T. Hilton .....	1,248	A. Cooper.....	1,038
J. Doyle.....	528	M. Crabtree.....	866
P. Dorsett.....	464	S. Roberts.....	371

#### POINTS SCORED

A. Vinatieri .....	114	S. Janikowski .....	121
F. Gore .....	48	L. Murray.....	72
T. Hilton .....	36	M. Crabtree.....	50
D. Moncrief .....	36		
R. Turbin.....	36		

#### INTERCEPTIONS

D. Butler.....	3	R. Nelson .....	4
M. Adams .....	2	D. Amerson.....	2
A. Ayers .....	1	S. Smith .....	2
V. Davis .....	1	Five players.....	1
D. Morris.....	1		

#### SACKS

E. Walden.....	10.0	K. Mack.....	11.0
R. Mathis .....	4.0	B. Irvin.....	7.0
D. Parry .....	3.0	Two players.....	2.5

#### KICKOFF RETURN YARDS (AVG.)

J. Todman.....	439 (31.4)	J. Richard.....	358 (23.9)
Q. Bray .....	231 (25.7)	T. Jones .....	112 (14.0)

#### PUNT RETURN YARDS (AVG.)

C. Rogers .....	109 (9.1)	J. Richard.....	280 (9.0)
Q. Bray .....	58 (8.3)	T. Carrie.....	74 (10.6)

#### PUNTING YARDS (GROSS/NET AVG.)

P. McAfee...2,408 (49.1/42.8)	M. King.....3,250 (47.8/41.3)
-------------------------------	-------------------------------

#### FIELD GOALS

A. Vinatieri .....	25/28 (89.3%)	S. Janikowski ...	29/35 (82.9%)
--------------------	---------------	-------------------	---------------

## IRONMAN

### RB-FRANK GORE

• Currently ranks first in consecutive games played (94) and consecutive starts (90) among active running backs in the NFL.

#### Consecutive Regular Season Games Played, Active Players Only

##### Running Backs

Frank Gore	IND	94
Lamar Miller	HOU	67
Isaiah Crowell	CLE	46
Jeremy Hill	CIN	46
Jay Prosch	HOU	46

#### Consecutive Regular Season Games Started, Active Players Only

##### Running Backs

Frank Gore	IND	90
Lamar Miller	HOU	56
Devonta Freeman	ATL	19
David Johnson	ARZ	19
Isaiah Crowell	CLE	15

## 2016 REGULAR SEASON OFFENSIVE RANKINGS

Tm	Yds/ Gm	Yds/ Play	Rush Yds/ Gm	Rush Yds/ Play	Pass Yds/ Gm	Pass Yds/ Play	Int. Pct.	Sks/ Pass Att.	1st Dwns/ Gm	Punt Rtrn Avg.	Kick Rtrn Avg.	FG Pct.	3rd Dwn Pct.	4th Dwn Pct.	Red Zone Pct.	Goal to Go Pct.	Avg. TOP	Pts/ Gm
IND	361.1	5.51	102.3	3.94	258.9	7.05	2.33	7.78%	21.9	8.2	25.7	89.29	44.02	43.75	63.83	80.77	31:09	25.9
Rank	11	16	19	23	7	10	17	27	7	20	4	8	5	22t	6	6	6	8
OAK	377.8	5.71	118.2	4.34	259.6	6.86	1.13	2.83%	21.1	9.3	20.4	82.86	37.50	50.00	54.72	71.88	31:26	26.9
Rank	6	10	6	13	6	15	4	1	11	12	22	22	22	13t	17	19	4	3

\*Stats through Sunday, December 18

## 2016 REGULAR SEASON DEFENSIVE RANKINGS

Tm	Yds/ Gm	Yds/ Play	Rush Yds/ Gm	Rush Yds/ Play	Pass Yds/ Gm	Pass Yds/ Play	Int. Pct.	Sks/ Pass Att.	1st Dwns/ Gm	Punt Rtrn Avg.	Kick Rtrn Avg.	3rd Dwn Pct.	4th Dwn Pct.	Red Zone Pct.	Goal to Go Pct.	Pts/ Gm	Pt Diff/ Gm	Yd Diff/ Gm
IND	370.9	5.89	109.6	4.49	261.4	7.19	1.57	5.89%	21.6	9.5	21.2	40.85	37.50	46.67	60.87	24.2	1.6	-9.8
Rank	28	29	20	27	27	24	26	16	27	20	13	23	8t	4	4	22t	12	21
OAK	375.9	6.07	116.9	4.58	259.0	7.48	2.68	5.15%	20.0	12.3	20.4	39.43	27.27	55.77	77.78	24.0	2.9	1.9
Rank	30	31	25	29	26	30	9	27	13t	31	6	19	5	21	22t	21	9t	15

\*Stats through Sunday, December 18



# CAREER STATS VS. RAIDERS

## OFFENSE - QUARTERBACKS

### ANDREW LUCK

Date	Rnd	Opponent	W/L	GP/GS	Att	Cmp	Yds	Yd/A	TD	Int	Sck	Lst	Rate	Rsh	Yds	Avg	TD
9/8/2013	Reg	Oak	W	1/1	23	18	178	7.74	2	0	4	31	127.9	6	38	6.3	1
<b>Totals</b>			<b>1-0</b>	<b>1/1</b>	<b>23</b>	<b>18</b>	<b>178</b>	<b>7.74</b>	<b>2</b>	<b>0</b>	<b>4</b>	<b>31</b>	<b>127.9</b>	<b>6</b>	<b>38</b>	<b>6.3</b>	<b>1</b>

## OFFENSE - RUNNING BACKS, TIGHT ENDS, WIDE RECEIVERS

### DWAYNE ALLEN

Date	Rnd	Opponent	W/L	GP/GS	Rsh	Yds	Avg	TD	Rec	Yds	Avg	TD
9/8/2013	Reg	Oak	W	1/1	0	0	-	0	1	20	20.0	1
<b>Totals</b>			<b>1-0</b>	<b>1/1</b>	<b>0</b>	<b>0</b>	<b>-</b>	<b>0</b>	<b>1</b>	<b>20</b>	<b>20.0</b>	<b>1</b>

### FRANK GORE

Date	Rnd	Opponent	W/L	GP/GS	Rsh	Yds	Avg	TD	Rec	Yds	Avg	TD
10/8/2006*	Reg	Oak	W	1/1	27	134	5.0	0	3	38	12.7	0
10/17/2010*	Reg	Oak	W	1/1	25	149	6.0	0	0	0	-	0
12/7/2014*	Reg	@Oak	L	1/1	12	63	5.3	0	0	0	-	0
*SF	<b>Totals</b>		<b>2-1</b>	<b>3/3</b>	<b>64</b>	<b>346</b>	<b>5.4</b>	<b>0</b>	<b>3</b>	<b>38</b>	<b>12.7</b>	<b>0</b>

### T.Y. HILTON

Date	Rnd	Opponent	W/L	GP/GS	Rsh	Yds	Avg	TD	Rec	Yds	Avg	TD
9/8/2013	Reg	Oak	W	1/0	0	0	-	0	3	20	6.7	0
<b>Totals</b>			<b>1-0</b>	<b>1/0</b>	<b>0</b>	<b>0</b>	<b>-</b>	<b>0</b>	<b>3</b>	<b>20</b>	<b>6.7</b>	<b>0</b>

### JORDAN TODMAN

Date	Rnd	Opponent	W/L	GP/GS	Rsh	Yds	Avg	TD	Rec	Yds	Avg	TD
9/15/2013*	Reg	@Oak	L	1/0	5	7	1.4	0	0	0	-	0
11/8/2015#	Reg	Oak	W	1/0	1	3	3.0	0	0	0	-	0
*JAX; #PIT	<b>Totals</b>		<b>1-1</b>	<b>2/0</b>	<b>6</b>	<b>10</b>	<b>1.7</b>	<b>0</b>	<b>0</b>	<b>0</b>	<b>-</b>	<b>0</b>

### ROBERT TURBIN

Date	Rnd	Opponent	W/L	GP/GS	Rsh	Yds	Avg	TD	Rec	Yds	Avg	TD
11/2/2014*	Reg	Oak	W	1/0	5	35	7.0	0	1	14	14.0	0
*SEA	<b>Totals</b>		<b>1-0</b>	<b>1/0</b>	<b>5</b>	<b>35</b>	<b>7.0</b>	<b>0</b>	<b>1</b>	<b>14</b>	<b>14.0</b>	<b>0</b>

## RETURNING

### T.Y. HILTON

Date	Rnd	Opponent	W/L	PR	FC	Yds	Avg	Lg	TD	KR	Yds	Avg	Lg	TD
9/8/2013	Reg	Oak	W	1	0	23	23.0	23	0	0	0	-	-	0
<b>Totals</b>			<b>1-0</b>	<b>1</b>	<b>0</b>	<b>23</b>	<b>23.0</b>	<b>23</b>	<b>0</b>	<b>0</b>	<b>0</b>	<b>-</b>	<b>-</b>	<b>0</b>

## KICKING

### ADAM VINATIERI

Date	Rnd	Opponent	W/L	FGM	FGA	Pct	XPM	XPA	1-19	20-29	30-39	40-49	50+	Lg	KO	TB
1/19/2002*	Div	Oak	W	3	3	100.0	1	1	0-0	2-2	0-0	1-1	0-0	45	4	0
11/17/2002*	Reg	@Oak	L	2	3	66.7	2	2	0-0	0-0	2-2	0-0	0-1	36	5	0
9/8/2005*	Reg	Oak	W	1	1	100.0	3	4	0-0	1-1	0-0	0-0	0-0	26	6	0
12/16/2007	Reg	@Oak	W	2	2	100.0	1	1	1-1	1-1	0-0	0-0	0-0	22	5	0
12/26/2010	Reg	@Oak	W	1	1	100.0	4	4	0-0	0-0	1-1	0-0	0-0	30	0	0
9/8/2013	Reg	Oak	W	0	0	-	3	3	0-0	0-0	0-0	0-0	0-0	-	0	0
*NE	<b>Totals</b>			<b>5-1</b>	<b>9</b>	<b>90.0</b>	<b>14</b>	<b>15</b>	<b>1-1</b>	<b>4-4</b>	<b>3-3</b>	<b>1-1</b>	<b>0-1</b>	<b>45</b>	<b>20</b>	<b>0</b>

### PAT McAFEE

Date	Rnd	Opponent	W/L	FGM	FGA	Pct	XPM	XPA	1-19	20-29	30-39	40-49	50+	Lg	KO	TB
12/26/2010	Reg	@Oak	W	0	0	-	0	0	0-0	0-0	0-0	0-0	0-0	-	6	1
9/8/2013	Reg	Oak	W	0	0	-	0	0	0-0	0-0	0-0	0-0	0-0	-	4	2
<b>Totals</b>			<b>2-0</b>	<b>0</b>	<b>0</b>	<b>-</b>	<b>0</b>	<b>0</b>	<b>0-0</b>	<b>0-0</b>	<b>0-0</b>	<b>0-0</b>	<b>0-0</b>	<b>-</b>	<b>10</b>	<b>3</b>





## PUNTING

### PAT McAFEE

Date	Rnd	Opponent	W/L	Num	Blk	Yds	Avg	Lg	TB	In20	Ret	RetYds	NetYds	NetAvg
12/26/2010	Reg	@Oak	W	6	0	257	42.8	49	1	2	1	12	225	37.5
9/8/2013	Reg	Oak	W	3	0	117	39.0	45	0	1	1	5	112	37.3
		<b>Totals</b>	<b>2-0</b>	<b>9</b>	<b>0</b>	<b>374</b>	<b>41.6</b>	<b>49</b>	<b>1</b>	<b>3</b>	<b>2</b>	<b>17</b>	<b>337</b>	<b>37.4</b>

## DEFENSE

### MIKE ADAMS

Date	Rnd	Opponent	W/L	GP/GS	Tot	Tack	Asst	Sack	Yds	Int	Yds	TD	QBH	TFL	FF	FR	PD	SpTk	SpA
10/8/2006*	Reg	Oak	W	1/1	6	4	2	0.0	0	0	0	0	0	-	0	0	0	1	0
9/23/2007#	Reg	@Oak	L	1/0	0	0	0	0.0	0	0	0	0	0	-	0	0	0	1	0
12/27/2009#	Reg	Oak	W	1/1	7	6	1	1.0	6	0	0	0	1	1	0	0	2	0	0
10/16/2011#	Reg	@Oak	L	1/1	1	1	0	0.0	0	0	0	0	0	0	0	1	0	0	0
9/30/2012^	Reg	Oak	W	1/1	4	3	1	0.0	0	0	0	0	0	0	0	0	1	0	0
12/6/2012^	Reg	@Oak	W	1/1	5	3	2	0.0	0	0	0	0	0	0	0	0	0	0	0
9/23/2013^	Reg	Oak	W	1/0	3	2	1	0.0	0	0	0	0	0	0	0	0	0	0	0
12/29/2013^	Reg	@Oak	W	1/1	3	3	0	0.0	0	0	0	0	0	0	0	0	0	0	0
*SF; #CLE; ^DEN		<b>Totals</b>	<b>6-2</b>	<b>8/6</b>	<b>29</b>	<b>22</b>	<b>7</b>	<b>1.0</b>	<b>6</b>	<b>0</b>	<b>0</b>	<b>0</b>	<b>1</b>	<b>1</b>	<b>0</b>	<b>1</b>	<b>3</b>	<b>2</b>	<b>0</b>

### AKEEM AYERS

Date	Rnd	Opponent	W/L	GP/GS	Tot	Tack	Asst	Sack	Yds	Int	Yds	TD	QBH	TFL	FF	FR	PD	SpTk	SpA
11/24/2013*	Reg	@Oak	W	1/1	5	4	1	0.0	0	0	0	0	0	1	0	0	0	0	0
*TEN		<b>Totals</b>	<b>1-0</b>	<b>1/1</b>	<b>5</b>	<b>4</b>	<b>1</b>	<b>0.0</b>	<b>0</b>	<b>0</b>	<b>0</b>	<b>0</b>	<b>0</b>	<b>1</b>	<b>0</b>	<b>0</b>	<b>0</b>	<b>0</b>	<b>0</b>

### DARIUS BUTLER

Date	Rnd	Opponent	W/L	GP/GS	Tot	Tack	Asst	Sack	Yds	Int	Yds	TD	QBH	TFL	FF	FR	PD	SpTk	SpA
9/8/2013	Reg	Oak	W	1/0	1	1	0	0.0	0	0	0	0	1	0	0	0	0	0	0
		<b>Totals</b>	<b>1-0</b>	<b>1/0</b>	<b>1</b>	<b>1</b>	<b>0</b>	<b>0.0</b>	<b>0</b>	<b>0</b>	<b>0</b>	<b>0</b>	<b>1</b>	<b>0</b>	<b>0</b>	<b>0</b>	<b>0</b>	<b>0</b>	<b>0</b>

### CHRIS CARTER

Date	Rnd	Opponent	W/L	GP/GS	Tot	Tack	Asst	Sack	Yds	Int	Yds	TD	QBH	TFL	FF	FR	PD	SpTk	SpA
9/23/2012*	Reg	@Oak	L	1/1	3	1	2	0.0	0	0	0	0	0	0	0	0	1	0	0
9/13/2015#	Reg	@Oak	W	1/0	3	2	1	0.0	0	0	0	0	0	0	0	0	0	1	0
10/2/2016^	Reg	Oak	L	1/0	0	0	0	0.0	0	0	0	0	0	0	0	0	0	1	0
*PIT; #CIN; ^BAL		<b>Totals</b>	<b>1-2</b>	<b>3/1</b>	<b>6</b>	<b>3</b>	<b>3</b>	<b>0.0</b>	<b>0</b>	<b>0</b>	<b>0</b>	<b>0</b>	<b>0</b>	<b>0</b>	<b>0</b>	<b>0</b>	<b>1</b>	<b>2</b>	<b>0</b>

### TRENT COLE

Date	Rnd	Opponent	W/L	GP/GS	Tot	Tack	Asst	Sack	Yds	Int	Yds	TD	QBH	TFL	FF	FR	PD	SpTk	SpA
9/25/2005*	Reg	Oak	W	1/0	0	0	0	0.0	0	0	0	0	-	-	0	0	0	2	0
10/18/2009*	Reg	@Oak	L	1/1	2	2	0	1.0	10	0	0	0	3	2	0	0	0	0	0
11/3/2013*	Reg	@Oak	W	1/1	5	4	1	1.0	6	0	0	0	1	1	0	0	0	0	0
*PHI		<b>Totals</b>	<b>2-1</b>	<b>3/2</b>	<b>7</b>	<b>6</b>	<b>1</b>	<b>2.0</b>	<b>16</b>	<b>0</b>	<b>0</b>	<b>0</b>	<b>4</b>	<b>3</b>	<b>0</b>	<b>0</b>	<b>0</b>	<b>2</b>	<b>0</b>

### VONTAE DAVIS

Date	Rnd	Opponent	W/L	GP/GS	Tot	Tack	Asst	Sack	Yds	Int	Yds	TD	QBH	TFL	FF	FR	PD	SpTk	SpA
11/28/2010*	Reg	@Oak	W	1/0	5	5	0	0.0	0	0	0	0	0	1	1	0	0	1	0
12/4/2011*	Reg	Oak	W	1/1	4	4	0	1.0	7	0	0	0	1	1	0	0	1	0	0
9/8/2013	Reg	Oak	W	1/1	2	2	0	0.0	0	0	0	0	0	0	0	0	0	0	0
*MIA		<b>Totals</b>	<b>3-0</b>	<b>3/2</b>	<b>11</b>	<b>11</b>	<b>0</b>	<b>1.0</b>	<b>7</b>	<b>0</b>	<b>0</b>	<b>0</b>	<b>1</b>	<b>2</b>	<b>1</b>	<b>0</b>	<b>1</b>	<b>1</b>	<b>0</b>

### CHARLES JAMES

Date	Rnd	Opponent	W/L	GP/GS	Tot	Tack	Asst	Sack	Yds	Int	Yds	TD	QBH	TFL	FF	FR	PD	SpTk	SpA
11/10/2013*	Reg	Oak	W	1/0	0	0	0	0.0	0	0	0	0	0	0	0	0	0	0	0
11/21/2016#	Reg	@Oak	L	1/0	0	0	0	0.0	0	0	0	0	0	0	0	0	0	0	0
*NYG; #HOU		<b>Totals</b>	<b>1-1</b>	<b>2/0</b>	<b>0</b>	<b>0</b>	<b>0</b>	<b>0.0</b>	<b>0</b>	<b>0</b>	<b>0</b>	<b>0</b>	<b>0</b>	<b>0</b>	<b>0</b>	<b>0</b>	<b>0</b>	<b>0</b>	<b>0</b>

## DEFENSE

### ROBERT MATHIS

Date	Rnd	Opponent	W/L	GP/GS	Tot	Tack	Asst	Sack	Yds	Int	Yds	TD	QBH	TFL	FF	FR	PD	SpTk	SpA
10/10/2004	Reg	Oak	W	1/0	4	3	1	2.0	10	0	0	0	-	-	1	0	0	3	0
12/26/2010	Reg	@Oak	W	1/1	6	5	1	1.5	10	0	0	0	4	1	0	0	0	0	0
9/8/2013	Reg	Oak	W	1/1	5	3	2	1.0	16	0	0	0	1	2	0	0	0	0	0
		<b>Totals</b>	<b>3-0</b>	<b>3/2</b>	<b>15</b>	<b>11</b>	<b>4</b>	<b>4.5</b>	<b>36</b>	<b>0</b>	<b>0</b>	<b>0</b>	<b>5</b>	<b>3</b>	<b>1</b>	<b>0</b>	<b>0</b>	<b>3</b>	<b>0</b>

### DARRYL MORRIS

Date	Rnd	Opponent	W/L	GP/GS	Tot	Tack	Asst	Sack	Yds	Int	Yds	TD	QBH	TFL	FF	FR	PD	SpTk	SpA
9/14/2014*	Reg	@Oak	W	1/0	5	4	1	0.0	0	0	0	0	0	0	0	0	0	1	0
<b>*HOU</b>		<b>Totals</b>	<b>1-0</b>	<b>1/0</b>	<b>5</b>	<b>4</b>	<b>1</b>	<b>0.0</b>	<b>0</b>	<b>0</b>	<b>0</b>	<b>0</b>	<b>0</b>	<b>0</b>	<b>0</b>	<b>0</b>	<b>0</b>	<b>1</b>	<b>0</b>

### ADAM VINATIERI

Date	Rnd	Opponent	W/L	GP/GS	Tot	Tack	Asst	Sack	Yds	Int	Yds	TD	QBH	TFL	FF	FR	PD	SpTk	SpA
1/19/2002*	Div	Oak	W	1/0	-	-	-	0.0	-	0	-	-	-	-	-	-	-	-	-
11/17/2002*	Reg	@Oak	L	1/0	0	0	0	0.0	0	0	0	0	-	-	0	0	0	1	0
9/8/2005*	Reg	Oak	W	1/0	-	-	-	0.0	-	0	-	-	-	-	-	-	-	-	-
12/16/2007	Reg	@Oak	W	1/0	-	-	-	0.0	-	0	-	-	-	-	-	-	-	-	-
12/26/2010	Reg	@Oak	W	1/0	-	-	-	0.0	-	0	-	-	-	-	-	-	-	-	-
9/8/2013	Reg	Oak	W	1/0	-	-	-	0.0	-	0	-	-	-	-	-	-	-	-	-
<b>*NE</b>		<b>Totals</b>	<b>5-1</b>	<b>6/0</b>	<b>0</b>	<b>0</b>	<b>0</b>	<b>0.0</b>	<b>0</b>	<b>0</b>	<b>0</b>	<b>0</b>	<b>-</b>	<b>-</b>	<b>0</b>	<b>0</b>	<b>0</b>	<b>1</b>	<b>0</b>

### ERIK WALDEN

Date	Rnd	Opponent	W/L	GP/GS	Tot	Tack	Asst	Sack	Yds	Int	Yds	TD	QBH	TFL	FF	FR	PD	SpTk	SpA
9/14/2008*	Reg	Oak	L	1/0	0	0	0	0.0	0	0	0	0	0	0	0	0	0	3	0
12/11/2011#	Reg	Oak	W	1/1	2	2	0	0.0	0	0	0	0	0	0	0	1	0	0	0
9/8/2013	Reg	Oak	W	1/1	3	1	2	0.0	0	0	0	0	0	0	0	0	0	0	0
<b>*KC; #GB</b>		<b>Totals</b>	<b>2-1</b>	<b>3/2</b>	<b>5</b>	<b>3</b>	<b>2</b>	<b>0.0</b>	<b>0</b>	<b>0</b>	<b>0</b>	<b>0</b>	<b>0</b>	<b>0</b>	<b>0</b>	<b>1</b>	<b>0</b>	<b>3</b>	<b>0</b>

### DUKE WILLIAMS

Date	Rnd	Opponent	W/L	GP/GS	Tot	Tack	Asst	Sack	Yds	Int	Yds	TD	QBH	TFL	FF	FR	PD	SpTk	SpA
12/21/2014*	Reg	@Oak	L	1/0	0	0	0	0.0	0	0	0	0	0	0	0	0	0	0	0
<b>*BUF</b>		<b>Totals</b>	<b>0-1</b>	<b>1/0</b>	<b>0</b>	<b>0</b>	<b>0</b>	<b>0.0</b>	<b>0</b>	<b>0</b>	<b>0</b>	<b>0</b>	<b>0</b>	<b>0</b>	<b>0</b>	<b>0</b>	<b>0</b>	<b>0</b>	<b>0</b>

**MILESTONES REACHED IN 2016****INDIANAPOLIS COLTS**

- In Week 1 vs. Detroit (9/11), the Colts posted 35 points, which is the most for the team in a regular season opener dating back to Sept. 6, 2007 (41-10 win against New Orleans).
- In Week 3 vs. San Diego (9/25), Indianapolis earned its first victory of the season, defeating the Chargers, 26-22. It was also the first victory for the Colts over the Chargers dating back to 2008.
- In Week 9 at Green Bay (11/6), the Colts recorded 24 first half points, which was the most for the team in a first half of play dating back to October 9, 2014 against Houston (27 points).
- In Week 11 vs. Tennessee (11/20), Indianapolis won and improved its all-time record against the Titans to 31-13 and 18-6 at home. It was also Indianapolis' 11th consecutive victory against the Titans and their 10th season series sweep.
- In Week 13 at New York Jets (12/5), the Colts posted a 24-3 halftime lead against the Jets. The 21-point advantage was the largest for the team at halftime of a single game this year. Indianapolis won 41-10 and its 31-point margin of victory was the largest for the team dating back to Sept. 29, 2013 at Jacksonville (37-3).
- In Week 15 at Minnesota (12/18), Indianapolis held a 27-0 halftime advantage, which is the largest margin at halftime for the Colts dating back to Sept. 21, 2014 at Jacksonville (30-0).
- In Week 15 at Minnesota (12/18), the Colts topped the Vikings in time of possession, 37:02 – 22:58.

**COLTS OFFENSE**

- In Week 1 vs. Detroit (9/11), Indianapolis totaled 450 yards of net offense, which was the most for the team dating back to Nov. 30, 2014 (487 yards against Washington).
- In Week 5 vs. Chicago (10/9), the Colts scored on all four first half possessions (one touchdown and three field goals) to take a 16-13 halftime lead. It was the first time Indianapolis scored on all of their first half possessions dating back to Sept. 21, 2014 at Jacksonville (three touchdowns and three field goals).
- In Week 6 at Houston (10/16), Indianapolis finished the game with 161 rushing yards, the most for the team this season and the most dating back to Nov. 23, 2014 against Jacksonville (175). Running back Frank Gore totaled 106 rushing yards, breaking a Colts streak of 55 consecutive regular season games without a 100-yard rusher.
- In Week 7 at Tennessee (10/23), the Colts offense recorded 422 yards of net offense and topped the 400-yard plateau for the third game this season (Week 1, Detroit – 450 and Week 3, San Diego – 410). Andrew Luck gave the Colts a 7-6 lead when he found Frank Gore for a three-yard touchdown reception at the 4:50 mark of the first quarter. It was the team's first touchdown on an opening offensive possession of a game this season.
- In Week 11 vs. Tennessee (11/20), the Indianapolis offense scored touchdowns on their first three possessions of a game for the first time dating back to December 17, 2009 at Jacksonville.
- In Week 15 at Minnesota (12/18), Adam Vinatieri's 48-yard field goal on the team's opening possession of the game marked the eighth time this season the Colts scored points on their opening offensive drive. Running back Robert Turbin gave the Colts their 10th and 11th rushing touchdowns of the year, which is the most for the team in a season dating back to 2013 (15). The Colts finished with 161 net rushing yards, which tied their season-high previously set at Houston on Oct. 16. Indianapolis recorded 21 first downs in the first half of play, which is the most for the team dating back to at least 1950 for a first half. The Colts also rushed for 94 yards in the first half, which is the most in the first half of play dating back to Nov. 30, 2014 against Washington (98). Indianapolis did not allow a sack against Minnesota. In the Colts' first eight games, the team allowed 31.0 sacks. In the last six games, the Indianapolis offensive line has only allowed 9.0 sacks.

**COLTS DEFENSE**

- In Week 3 vs. San Diego (9/25), the Colts defense held the Chargers to 37 net rushing yards, which is the lowest total allowed dating back to Nov. 8, 2015 against Denver (35 yards). It was only the third game in the last seven years Indianapolis' defense has held an opponent to under 37 net rushing yards.
- In Week 7 at Tennessee (10/23), the Indianapolis defense recorded their first touchdown of the season when Robert Mathis recovered a T.Y. McGill sack-fumble at the 1:47 mark of the fourth quarter and returned it 14 yards for a touchdown.
- In Week 11 vs. Tennessee (11/20), the Colts defense held the Titans to 16 first half rushing yards, including only 10 from DeMarco Murray. The unit also recorded 5.0 sacks, which were the most for the team in a single-game this season.
- In Week 13 at New York Jets (12/5), the Indianapolis defense held the Jets to 0-of-5 on third downs in the first half and 3-of-11 (27 percent) in the game. The 27 percent mark was tied for the second lowest for a Colts opponent this season. Indianapolis' defense finished with three interceptions for the first time in a game this season. It was also the first time since a 2015 win against Atlanta. The Colts defense held the Jets to 36 net rushing yards. It was the lowest rushing total for a Colts opponent this season and the lowest since Nov. 8, 2015 against Denver (35).
- In Week 15 at Minnesota (12/18), the Colts defense held the Vikings to 13 offensive plays in the first half, the fewest amount of plays in a half since 2012 when the Atlanta Falcons had 13 plays in the first half against Carolina (Week 14). The unit netted 5.0 sacks, matching their season-high set against Tennessee on Nov. 20.

**COLTS SPECIAL TEAMS**

- In Week 7 at Tennessee (10/23), following a Colts touchdown in the second quarter, running back Josh Ferguson recovered a Pat McAfee onside kick, which led to a Colts field goal. It was the team's first onside kick recovery of the season and the first since 2014 when the team recovered all three onside kick attempts.
- In Week 9 at Green Bay (11/6), running back Jordan Todman posted two kickoff returns for 160 yards (80.0 avg.) and one touchdown against the Packers. He gave the Colts a 7-0 lead when he returned the opening kickoff 99 yards for a touchdown. It was the team's first kickoff return for a touchdown since Dec. 30, 2012 against Houston. (Deji Karim, 101 yards). It was also the first kickoff return for a touchdown on the opening kickoff of the game for the Colts dating back to Dec. 10, 1995 at Jacksonville (Aaron Bailey, 95 yards). Todman contributed with a 61-yard return at the start of the second quarter, which led to a Colts field goal. Todman's 80.0 kickoff return average set a Colts single-game record with a minimum of two returns. He surpassed Aaron Bailey who had the previous record with a 66.0 average set on Dec. 10, 1995.

**S-MIKE ADAMS**

- In Week 3 vs. San Diego (9/25), he notched four tackles (three solo) and recovered one fumble.
- In Week 4 at Jacksonville (10/2), he registered five solo tackles and one forced fumble.
- In Week 6 at Houston (10/16), he led the team with nine tackles (six solo).
- In Week 13 at New York Jets (12/5), he tallied three tackles, one interception and one pass defended. Adams posted his first interception of the season picking off Bryce Petty in the third quarter.
- In Week 15 at Minnesota (12/18), he posted six tackles, one interception, one forced fumble, one fumble recovery and one pass defended. Adams forced a fumble on Vikings running back Adrian Peterson on the Colts nine-yard line and recovered the ball to stall a potential scoring drive. It was the 11th forced fumble and 14th fumble recovery of his career. Adams tallied his second interception of the season when he picked off Sam Bradford with 28 seconds remaining in the first half.

## MILESTONES REACHED IN 2016

The interception led to an Adam Vinatieri field goal and a 27-0 halftime lead. It was the first two-takeaway game for Adams dating back to Oct. 8, 2015 at Houston (two interceptions). The takeaways resulted in 10 points for the Colts.

### TE-DWAYNE ALLEN

- In Week 1 vs. Detroit (9/11), he caught four passes for 53 yards and one touchdown. The score was the first for Allen dating back to Sept. 13, 2015 at Buffalo, which was also the season opener. He has caught a touchdown in each of the last four regular season openers (2013-16).
- In Week 3 vs. San Diego (9/25), he caught three passes for 35 yards against the Chargers and topped 100 catches for his career.
- In Week 5 vs. Chicago (10/9), he caught six passes for 50 yards and one touchdown. Allen gave the Colts a 10-3 lead with his one-yard touchdown reception from Andrew Luck on a fourth down play in the second quarter. The touchdown was his second of the season and the 15th of his career. Allen tied his single-game career-high with six catches.
- In Week 13 at New York Jets (12/5), he caught four passes for 72 yards and three touchdowns. Allen gave the Colts a 7-0 lead after catching a seven-yard touchdown on the team's opening drive of the game. He connected with Andrew Luck on the team's following offensive possession for a 21-yard score. It marked Allen's first career multiple-touchdown game. Allen posted his third touchdown of the game late in the second quarter when he caught a 23-yard pass from Luck in the end zone. He became only the third tight end in team history to record three touchdown catches in a single game (Dallas Clark, 12/13/09 and Ken Dilger (12/14/97). Allen also became the first player with three receiving touchdowns in the first half of a *Monday Night Football* game since Jerry Rice in Week 16 of the 1995 season against the Vikings.

### DT-HENRY ANDERSON

- In Week 15 at Minnesota (12/18), he logged his first career fumble recovery following a Robert Mathis sack in the third quarter.

### OLB-AKEEM AYERS

- In Week 4 at Jacksonville (10/2), he picked up his first sack in a Colts uniform in the third quarter and added three solo tackles.
- In Week 7 at Tennessee (10/23), he contributed with one tackle, 1.0 sack, 1.0 tackle for loss and one quarterback hit. Ayers tallied his second sack of the season when he tackled Marcus Mariota for a 10-yard loss in the third quarter.
- In Week 14 vs. Houston (12/11), he finished with two tackles, one interception and one pass defended. Ayers recorded his first interception of the season and the fourth of his career when he picked off Brock Osweiler in the second quarter.

### CB-DARIUS BUTLER

- In Week 2 at Denver (9/18), he totaled one tackle, one interception and one pass defended. Butler grabbed the team's first interception of the season and the 13th of his career when he stepped in front of a Trevor Siemian pass in the second quarter.
- In Week 5 vs. Chicago (10/9), he forced a fumble and added six solo tackles.
- In Week 9 at Green Bay (11/6), he registered two tackles, one interception and one pass defended. Butler posted his second interception of the season when he stepped in front of an Aaron Rodgers pass on Green Bay's first possession of the third quarter. His 11 interceptions since 2012 rank second on the Colts (Vontae Davis, 13). The interception also ended Rodgers' streak of consecutive passes without an interception (133).
- In Week 13 at New York Jets (12/5), he recorded two tackles, two passes defended and one interception. Butler intercepted Jets quarterback Ryan Fitzpatrick in the second quarter for the team's first takeaway

of the game. The pick was the third for Butler this season and the 15th of his career.

### OLB-TRENT COLE

- In Week 14 vs. Houston (12/11), he totaled five tackles, 1.0 sack, 1.0 tackle for loss and one quarterback hit. Cole recorded his first sack of the season and his first dating back to 2015 (Week 15 vs. Houston) when he dropped Brock Osweiler for an 11-yard loss in the fourth quarter.

### CB-VONTAE DAVIS

- In Week 6 at Houston (10/16), he totaled five tackles, one interception and two passes defended. Davis recorded his first interception of the season when he picked off Brock Osweiler in the third quarter.

### WR-PHILLIP DORSETT

- In Week 1 vs. Detroit (9/11), he led the Colts in receiving with four receptions for 94 yards. Dorsett contributed with long catches of 51 and 33 yards, which both led to touchdowns on those respective drives. The 51-yard catch was also a career-long.
- In Week 3 vs. San Diego (9/25), he registered his first career NFL start and finished with three receptions for 27 yards.
- In Week 4 at Jacksonville (10/2), he caught one pass for a 64-yard touchdown in the fourth quarter. The score cut Jacksonville's lead to 30-27. Through the first four weeks of the season, Dorsett has nine receptions, four of which have gone for 30-plus yards.
- In Week 8 vs. Kansas City (10/30), he led the team with five receptions and totaled 33 yards.
- In Week 15 at Minnesota (12/18), he logged his second touchdown of the season when he caught a 50-yard pass from Andrew Luck in the fourth quarter.

### TE-JACK DOYLE

- In Week 1 vs. Detroit (9/11), he notched three receptions for 35 yards and a single-game career-high two touchdowns.
- In Week 3 vs. San Diego (9/25), he finished the contest with single-game career highs of six receptions and 65 receiving yards.
- In Week 6 at Houston (10/16), he finished with four catches for 53 yards and one touchdown. Doyle gave the Colts a 10-0 lead in the second quarter with his 22-yard touchdown reception from Andrew Luck. It was his third score of the season as he has surpassed his previous season-high of two touchdowns set in 2014.
- In Week 7 at Tennessee (10/23), he set career single-game highs with nine catches and 78 yards. He added the game-winning seven-yard touchdown reception with 1:55 remaining in the fourth quarter.

### RB-JOSH FERGUSON

- In Week 2 at Denver (9/18), he led the team with five receptions and added 29 receiving yards.
- In Week 4 at Jacksonville (10/2), he tied T.Y. Hilton for the team-lead in receptions (seven) while adding 33 yards.
- In Week 7 at Tennessee (10/23), following a Colts touchdown in the second quarter, Ferguson recovered a Pat McAfee onside kick, which led to a Colts field goal. It was the team's first onside kick recovery of the season and the first since 2014 when the team recovered all three onside kick attempts.

### S-CLAYTON GEATHERS

- In Week 3 vs. San Diego (9/25), he totaled six solo tackles, 1.0 tackle for loss and one forced fumble. The forced fumble came on San Diego's second to last possession of the game as the Chargers were trying to score a touchdown and take the lead. The ball was recovered by safety Mike Adams.
- In Week 5 vs. Chicago (10/9), he started and led the team with a single



## MILESTONES REACHED IN 2016

game career-high 10 tackles (nine solo).

- In Week 8 vs. Kansas City (10/30), he led the team with eight tackles (six solo) and added 1.0 tackle for loss and one pass defended.
- In Week 9 at Green Bay (11/6), he led the team in tackles with eight (seven solo) and added one pass defended.
- In Week 11 vs. Tennessee (11/20), he finished with nine tackles, including a pivotal stop on fourth-and-one in the fourth quarter that preserved the victory.

**RB-FRANK GORE**

- In Week 1 vs. Detroit (9/11), he led the team in rushing with 14 carries for 59 yards (4.2 avg.) while adding four receptions for 19 yards. With 59 rushing yards, Gore passed Thurman Thomas (12,074) for the 14th most rushing yards in NFL history. With the start at running back, Gore leads all active running backs in consecutive regular season games played (81) and consecutive starts (77).
- In Week 2 at Denver (9/18), he led the team in rushing with 13 carries for 44 yards while adding three receptions for 19 yards and one touchdown. With 44 rushing yards, Gore passed Franco Harris (12,120) for the 13th most rushing yards in NFL history. With 63 yards from scrimmage, he passed Warrick Dunn (15,306) for the 17th most in NFL history.
- In Week 3 vs. San Diego (9/25), he totaled 21 carries for 82 yards (3.9 avg.) and one touchdown. Gore posted 70 rushing yards in the first half of play, which is the third-most for a Colts running back in a first half dating back to 2014 (Daniel Herron – 79 on Nov. 30, 2014 and Gore – 72 on Dec. 27, 2015). He gave the Colts a 10-0 lead in the first quarter with his six-yard rushing touchdown. It was his first rushing score of the season and the 71st of his career. With 83 yards from scrimmage, Gore passed Isaac Bruce (15,347) and Eric Dickerson (15,396) for the 16th and 15th most in NFL history.
- In Week 4 at Jacksonville (10/2), he totaled 16 carries for 68 yards and one touchdown while adding five receptions for 27 yards. With 68 rushing yards, Gore passed Marcus Allen (12,243), Edgerrin James (12,246) and Marshall Faulk (12,246) for the 12th, 11th and 10th-most rushing yards in NFL history. With 16 carries, Gore passed Steven Jackson (2,764) for the 16th most in NFL history and with 95 yards from scrimmage, Gore passed Randy Moss (15,451) for the 14th most in NFL history. Gore tallied the team's first touchdown of the game at the 14:48 mark of the fourth quarter to cut Jacksonville's lead to 23-13. The score marked the first time Gore has scored at least one touchdown (rushing or receiving) in three consecutive games since Nov. 25 – Dec. 9, 2012.
- In Week 5 vs. Chicago (10/9), he tallied 14 carries for 75 yards and added one reception for four yards. With 75 rushing yards, Gore passed Jim Brown (12,312) for ninth place on the NFL's all-time rushing yardage list.
- In Week 6 at Houston (10/16), he tallied 22 carries for 106 yards and added one catch for two yards. With 106 yards, Gore tallied the team's first 100-yard rushing performance in 55 regular season games. The last Colts 100-yard rusher prior to the game was Vick Ballard on Dec. 16, 2012 at Houston (105 yards). With 108 scrimmage yards, he passed Edgerrin James (15,610) and Tiki Barber (15,632) for the 13th and 12th most in NFL history.
- In Week 7 at Tennessee (10/23), he led the Colts in rushing with 61 yards on 17 carries while adding five catches for 22 yards and one touchdown. Gore gave the Colts a 7-6 lead with his three-yard touchdown reception from Andrew Luck at the 4:46 mark of the first quarter. It was his second receiving touchdown of the season.
- In Week 8 vs. Kansas City (10/30), he tallied nine carries for 37 yards and added two catches for 25 yards and one touchdown. Gore caught an 18-yard touchdown pass from Andrew Luck in the second quarter to cut Kansas City's lead to 10-7. He tied his single-season career-high with three receiving touchdowns (three in 2009) and now has 15 for his career.

- In Week 9 at Green Bay (11/6), he tallied 19 carries for 60 yards and two touchdowns. With two receptions, Gore totaled 400 for his career. He joined Walter Payton, Emmitt Smith, Curtis Martin and LaDainian Tomlinson as the only NFL players with 12,500-plus rushing yards and 400-plus catches. Gore's two rushing touchdowns tied a career single-game high, which he set on 12 other occasions. With 19 carries, he passed Marshall Faulk (2,836) for the 15th most rushes in NFL history.
- In Week 11 vs. Tennessee (11/20), he tallied 18 carries for 50 yards and added four receptions for 71 yards with a long catch of 49 yards. The 71 receiving yards were the sixth most in a single game in Gore's career and his most since Sept. 26, 2010 at Kansas City (102). He logged a 49-yard reception in the first quarter, which led to a Colts touchdown. It was the second longest reception of his career (55t vs. Philadelphia, 9/28/14).
- In Week 12 vs. Pittsburgh (11/24), he tallied 15 carries for 28 yards and added one catch for three yards. With 15 carries, Gore passed Eddie George (2,685) and Thurman Thomas (2,877) for the 14th and 13th most carries in NFL history.
- In Week 13 at New York Jets (12/5), he led the team with 20 carries for 79 rushing yards. Following his 19-yard rush in the second quarter, Gore passed Tony Dorsett (12,739) for the eighth most rushing yards in NFL history.
- In Week 14 vs. Houston (12/11), he tallied 10 carries for 41 yards and added two receptions for 33 yards and one touchdown. With 74 scrimmage yards, he passed Terrell Owens (16,185) for the 11th most in league history. Gore cut Houston's lead to 16-10 in the third quarter following his 18-yard touchdown reception. With the score, he set a new season-high in touchdown receptions with four.
- In Week 15 at Minnesota (12/18), he led both teams in rushing with 26 carries for 101 yards. He also added four catches for 14 yards. Gore reached 100 yards for the second time this season. It's the first time since 2007 a Colts running back rushed for multiple 100-yard rushing games in the same season (Joseph Addai, 4). With 26 carries, Gore passed John Riggins (2,916) for the 12th most on the NFL's all-time list. He passed Tony Dorsett (16,293) for the 10th most yards from scrimmage in NFL history. Gore totaled 69 rushing yards in the first half, which was his highest first half rushing total dating back to Sept. 25, 2016 against San Diego (70).

**S-T.J. GREEN**

- In Week 15 at Minnesota (12/18), he tied for the team lead in tackles (seven) with Edwin Jackson.

**T-JOE HAEG**

- In Week 3 vs. San Diego (9/25), he registered his first career NFL start at right guard.

**WR-T.Y. HILTON**

- In Week 3 vs. San Diego (9/25), he caught eight passes for 174 yards (21.8 avg.) and one touchdown with a long touchdown reception of 63 yards. Hilton's 174 receiving yards marked his second-highest total for a single game. With his 100-yard receiving contest, he passed Jimmy Orr (18) for the fourth most 100-yard games in Colts history. With eight receptions, Hilton also reached 300 catches for his career.
- In Week 4 at Jacksonville (10/2), he led the Colts in receiving with seven receptions for 42 yards and one touchdown. With seven receptions, he passed Jimmy Orr (303) for the 10th-most in Colts history. In his last six games against Jacksonville, Hilton has totaled 38 catches for 598 yards and two touchdowns. Hilton recorded a two-yard touchdown in the fourth quarter to cut Jacksonville's lead to 23-20. The score marked his second touchdown of the season and his second in as many games.
- In Week 5 vs. Chicago (10/9), he caught 10 passes for 171 yards and one touchdown. His 35-yard score with 3:43 remaining in the fourth quarter proved to be the game-winner. Hilton's 171 receiving yards

## MILESTONES REACHED IN 2016

marked his 20th career 100-yard contest and it was his third highest receiving yardage total in a single-game for his career (223 at Houston on 10/9/14 and 174 vs. San Diego on 9/25/16). He also passed Dallas Clark (4,887) for the eighth most receiving yards in team history. Hilton totaled 117 receiving yards in the first half, which was his third highest total for a first half in his career (156 vs. Houston on 10/9/14 and 124 vs. Miami on 9/15/13). On the team's final possession of the second quarter, Hilton totaled 72 receiving yards on the drive, leading to an Adam Vinatieri field goal. Hilton's 10 receptions tied for the second most in a single-game in his career (11 vs. Jacksonville on 12/29/13 and 10 at Cleveland on 12/7/14) and it was the third time in his career he posted double-digit catches. Hilton gave the Colts a 26-23 lead with his 35-yard touchdown reception with 3:43 remaining in the fourth quarter, which proved to be the game-winner. It was his third touchdown of the season and the 27th of his career. Hilton has recorded 170-plus receiving yards in two of his last three games (174 vs. San Diego) and caught the game-winning touchdown in both games.

- In Week 6 at Houston (10/16), he caught three passes for 49 yards with a long reception of 31 yards. With three receptions, Hilton passed John Mackey (320) for the ninth most in Colts history.

- In Week 7 at Tennessee (10/23), he led the team with 133 receiving yards on seven catches, while adding a 37-yard touchdown. With 133 yards, Hilton reached 5,000 receiving yards for his career and became the second fastest Colts player to reach the plateau, accomplishing the feat in 69 games. Marvin Harrison reached 5,000 career receiving yards in 68 games. Hilton tied Marvin Harrison (21) for the most 100-yard receiving games by a Colts player in the first five seasons of their career.

- In Week 9 at Green Bay (11/6), he caught six passes for 82 yards against the Packers. With 82 yards, Hilton passed John Mackey (5,126) for the seventh most receiving yards in franchise history. With six receptions, he tied Edgerrin James (five) for the fifth-most 50-plus reception seasons in Colts history and tied Raymond Berry for the fourth most consecutive 50-plus seasons in team history. Hilton also passed Don McCauley (333) for the eighth most receptions in franchise history.

- In Week 11 vs. Tennessee (11/20), he led the team in receiving with five catches for 97 yards and one touchdown. Hilton gave the Colts a 21-0 lead in the second quarter with his two-yard touchdown reception from Andrew Luck. With the touchdown, he tied Roger Carr (29) for the 10th most receiving touchdowns in Colts history.

- In Week 13 at New York Jets (12/5), he caught nine passes for 146 yards. With his 23-yard catch in the second quarter, Hilton eclipsed 1,000 yards for the fourth consecutive season joining Marvin Harrison and Reggie Wayne as the only players in franchise history to reach the plateau in four different seasons. With 146 yards, Hilton passed Marvin Harrison (21) for the most 100-yard receiving games by a Colts player in the first five seasons of their career. He also passed Harrison, Anquan Boldin and Calvin Johnson for the ninth most 100-yard receiving games in a player's first five seasons in NFL history. Hilton's 146 yards marked his eighth highest receiving total for a single game in his career. It was his highest total dating back to a Week 5 win against Chicago this season. The Colts are 6-0 this season when Hilton has 80-plus receiving yards.

- In Week 14 vs. Houston (12/11), he caught nine passes for 115 yards and one touchdown. Hilton cut Houston's lead to 19-17 with his 35-yard touchdown reception in the fourth quarter. With the score, he passed Roger Carr (29) for the 10th most receiving touchdowns in Colts history. With nine receptions, he passed Edgerrin James (356) for the seventh most in Colts history. With 115 receiving yards, Hilton tied Raymond Berry (23) for the third-most 100-yard games in Colts history.

### ILB-D'QWELL JACKSON

- In Week 2 at Denver (9/18), he led the team with seven tackles (three solo).

- In Week 3 vs. San Diego (9/25), he tied for the team lead with eight

tackles (six solo) and one fumble recovery on the final play of the game. It was the 12th fumble recovery of his career.

- In Week 4 at Jacksonville (10/2), he led the team with eight tackles (seven solo) and 1.0 tackle for loss.

- In Week 5 vs. Chicago (10/9), he tallied nine tackles (seven solo) and added 1.0 tackle for loss and one fumble recovery. Jackson recovered a fumble that was forced by Rashaan Melvin at the 3:38 mark in the fourth quarter. The Colts tallied a field goal on their next possession and went ahead by six points.

- In Week 7 at Tennessee (10/23), he led the team with nine tackles (seven solo) and added one quarterback hit and one pass defended.

- In Week 11 vs. Tennessee (11/20), he totaled nine tackles (five solo), 1.0 sack, 1.0 tackle for loss and one pass defended. Jackson posted his first sack of the season when he dropped Marcus Mariota for a 12-yard loss in the fourth quarter.

- In Week 12 vs. Pittsburgh (11/24), he tied for the team lead in tackles (seven) with fellow linebacker Edwin Jackson.

### ILB-EDWIN JACKSON

- In Week 8 vs. Kansas City (10/30), he made his first career NFL start and finished with four solo tackles, 1.0 sack and one quarterback hit. Jackson recorded his first career sack when he brought down Alex Smith on Kansas City's opening offensive possession.

- In Week 12 vs. Pittsburgh (11/24), he tied for the team lead in tackles (seven) with fellow linebacker D'Qwell Jackson.

- In Week 13 at New York Jets (12/5), he led the team with seven tackles (six solo) and added 1.0 tackle for loss.

- In Week 14 vs. Houston (12/11), he led the team with 10 tackles.

- In Week 15 at Minnesota (12/18), he tied for the team lead in tackles (seven) with T.J. Green.

### NT-ZACH KERR

- In Week 2 at Denver (9/18), he totaled five tackles, 1.0 sack, 2.0 tackles for loss and two quarterback hits. Kerr logged the team's first sack of the game on Denver's opening possession of the game. The quarterback takedown was the fourth of Kerr's career and his first since 2014.

- In Week 4 at Jacksonville (10/2), he split a sack with Hassan Ridgeway at the end of the second quarter for the team's first quarterback takedown of the game. He also added two tackles.

- In Week 15 at Minnesota (12/18), he recorded two tackles, 1.0 sack and 1.0 tackle for loss. Kerr sacked Sam Bradford for a 14-yard loss on the final play of the game. It was sack number 2.5 for him this season and 5.5 of his career.

### DE-KENDALL LANGFORD

- In Week 1 vs. Detroit (9/11), he competed in his 129th consecutive game, which is tied for the most among active defensive linemen in the NFL (Julius Peppers, GB). Langford finished with one tackle.

- In Week 3 vs. San Diego (9/25), he tallied one solo tackle and recovered one fumble (first of his career).

### QB-ANDREW LUCK

- In Week 1 vs. Detroit (9/11), he completed 31-of-47 passes for 385 yards and four touchdowns for a 119.5 passer rating in his first start dating back to Nov. 8, 2015 (27-24 win against Denver). With 385 passing yards, Luck reached 15,000 for his career and joined Peyton Manning, Johnny Unitas and Bert Jones as the only players in franchise history to reach the plateau. Luck accomplished the feat in his 56th career game, which is tied for the second fastest in NFL history. His 385 passing yards are the fifth most for a single-game in his career and mark his 22nd career 300-plus yard passing outing. Luck threw four touchdowns which tied for the second most for a single game in his career. It was his seventh game with four-or-more touchdown passes and 14th game with three-or-more touchdowns.

**MILESTONES REACHED IN 2016**

- In Week 3 vs. San Diego (9/25), he completed 24-of-37 passes for 331 yards, one touchdown and one interception for a 91.2 passer rating. Following a defensive stand with 2:29 remaining in the game, Luck hit wide receiver T.Y. Hilton for a 63-yard touchdown with 1:17 remaining for the game-clinching score. The touchdown marked the 15th game-winning drive of his career and his first since Nov. 8, 2015 against Denver.
- In Week 5 vs. Chicago (10/9), he completed 28-of-39 passes for 322 yards and two touchdowns for a 113.4 passer rating. The win marked the 16th fourth quarter/overtime game-winning drive in Luck's career. Luck recorded his second touchdown pass of the game when he connected with T.Y. Hilton on a 35-yard score with 3:43 remaining in the fourth quarter. The touchdown proved to be the game-winner. In his last four home games, Luck has totaled 1,290 passing yards, nine touchdowns and one interception for a 106.6 passer rating.
- In Week 6 at Houston (10/16), he completed 21-of-32 passes for 252 yards, one touchdown and one interception for an 87.0 passer rating. He also added seven carries for 53 yards and one rushing touchdown. The 53 rushing yards were his most for a single game in his career and the most for a Colts quarterback dating back to Oct. 30, 2011 (Curtis Painter, 79 against Tennessee). Luck improved his streak of throwing at least one touchdown pass to 14 consecutive games, which ranks fifth in team history. He gave the Colts a 20-9 advantage in the fourth quarter with his 14-yard rushing touchdown at the 14:53 mark. With the score, Luck tied Johnny Unitas (13) for the third-most rushing touchdowns by a quarterback in franchise history.
- In Week 7 at Tennessee (10/23), he completed 27-of-39 passes for 353 yards, three touchdowns and no interceptions for a 123.1 passer rating. With the victory, Luck improved his starting record against the Titans to 8-0 and 5-0 at Tennessee. With his seventh completion of the game in the second quarter, Luck passed Bert Jones (1,382) for the third-most completions in Colts history. Luck totaled 210 first half passing yards, which is his seventh highest total for a single game in his career. His 123.1 passer rating is the fifth-best for a single game in his career. Luck gave the Colts a 7-6 lead when he found Frank Gore for a three-yard touchdown reception at the 4:50 mark of the first quarter. It was the team's first touchdown on an opening offensive possession of a game this season. On the team's final offensive possession of the game, Luck capped his 17th career game-winning drive in the fourth quarter or overtime when he completed a seven-yard touchdown pass to Jack Doyle.
- In Week 11 vs. Tennessee (11/20), he completed 15-of-28 passes for 262 yards, two touchdowns and one interception for a 94.6 passer rating. Luck tallied two completions of 50 yards and one completion of 49 yards. With the win, he improved his record to 9-0 as a starter against the Titans. With 262 passing yards, Luck passed Bert Jones (17,663) for the third most passing yards in franchise history. With 28 attempts, he passed Jones (2,464) for the third most passing attempts in team history. Luck completed 12-of-16 passes for 186 yards, two touchdowns and no interceptions for a 152.6 passer rating in the first half. It was his highest first half passer rating for his career. Luck has now thrown at least one touchdown pass in his last 18 games played dating back to December 28, 2014.
- In Week 13 at New York Jets (12/5), he completed 22-of-28 passes for 278 yards and four touchdowns for a 147.6 passer rating against the Jets. Luck's 147.6 passer rating marked a new single-game career-high. With his 23-yard touchdown pass to Dwayne Allen in the second quarter, Luck passed Bert Jones (122) for the third most passing touchdowns in franchise history. With 26 rushing yards, he passed Bert Jones (1,356) for the second most rushing yards by a quarterback in Colts history. In his first two drives of the game, Luck completed 6-of-6 passes for 93 yards and two touchdowns for a 158.3 passer rating. He found Allen for their third touchdown connection of the first half at the 1:24 mark of the second quarter to give the team a 24-3 advantage. Luck's three passing touchdowns tied for the fifth most in the first half of a single game

in Colts history. It was the first time he threw three touchdowns in the first half of a game dating back to Sept. 21, 2014 against Jacksonville. Luck tallied his fourth touchdown pass of the game when he hit Donte Moncrief for a three-yard score in the third quarter. It marked his eighth career four-plus touchdown game and his first dating back to the season opener against Detroit. Additionally, Luck was named AFC Offensive Player of the Week for his performance.

- In Week 14 vs. Houston (12/11), he completed 24-of-45 passes for 276 yards, two touchdowns and two interceptions for a 68.4 passer rating. On the team's first possession of the game, he tallied a 10-play, 74-yard drive, leading to an Adam Vinatieri 32-yard field goal and a 3-0 lead. On the drive, Luck recorded a 33-yard rush, which is the longest run of his career. He cut Houston's lead to 16-10 in the third quarter following an 18-yard touchdown pass to Frank Gore. With the score, Luck has scored at least one touchdown pass in each of his last 20 games played. He also tied Aaron Rodgers as the second fastest quarterback to reach 125 career touchdown passes (67 games) in NFL history. Dan Marino reached the mark in 54 games.

- In Week 15 at Minnesota (12/18), he completed 21-of-28 passes for 250 yards and two touchdowns for a 125.6 passer rating.

**OLB-ROBERT MATHIS**

- In Week 6 at Houston (10/16), he compiled two tackles, 1.0 sack and one forced fumble. On Houston's opening offensive possession, Mathis logged his first sack of the season and forced a fumble on the play leading to a Texans punt. Mathis has totaled 18.5 career sacks against the Texans, which is the most against any opponent in his career. The forced fumble was the 50th of his career, as he leads the NFL in the category over the span of his 14-year career (2003-2016). Mathis tied Ray Donaldson and David Lee (184) for the ninth-most games played in Colts history.

- In Week 7 at Tennessee (10/23), he tallied two tackles, 1.0 tackle for loss and one fumble recovery for a 14-yard touchdown. The touchdown marked the third fumble recovery for a score in his career. It was also the first defensive touchdown for the Colts this season.

- In Week 8 vs. Kansas City (10/30), he compiled five tackles (three solo), 1.0 sack, 2.0 tackles for loss and one quarterback hit.

- In Week 11 vs. Tennessee (11/20), he compiled one tackle, 1.0 sack and 1.0 tackle for loss. Mathis logged the team's first sack of the game when he dropped Marcus Mariota for an eight-yard loss on Tennessee's second drive of the game. It was sack number 121.0 for his career.

- In Week 15 at Minnesota (12/18), he compiled one tackle, 1.0 sack and one forced fumble. He tied Marvin Harrison (190) for the eighth most games played in Colts history. Mathis dropped Sam Bradford for an eight-yard loss in the third quarter and forced a fumble on the play which was recovered by teammate Henry Anderson. With the sack, he passed Clyde Simmons (121.5) for the 19th most and tied Simeon Rice (122.0) for the 18th most sacks in NFL history. Mathis also improved his current NFL record with his 46th career sack-forced fumble.

**P-PAT MCAFEE**

- In Week 2 at Denver (9/18), he posted four punts for a 56.5 average with a long kick of 72 yards. He also added five kickoff touchbacks. McAfee recorded a new career-long punt with his 72-yard kick in the first quarter. The punt topped his previous long of 66 yards, which he originally set on Oct. 3, 2010 at Jacksonville.

- In Week 4 at Jacksonville (10/2), he logged three kicks for a 49.7 average with a long kick of 54 yards. In addition, he added two kickoff touchbacks. With a punting average of 49.7, he tied David Lee (96) for the second most games with a 40.0-plus average in Colts history.

- In Week 5 vs. Chicago (10/9), he logged three kicks for a 63.3 average (56.7 net) and two punts pinned inside the 20-yard line. In addition, he added five kickoff touchbacks. McAfee's 63.3 gross punting average and 56.7 net punting average were both single-game career highs. His



## MILESTONES REACHED IN 2016

63.3 gross average is a new team record (minimum of three kicks). With an average of 63.3 yards, he passed David Lee (96) for the second most games with a 40.0-plus average in Colts history. McAfee logged a 74-yard punt in the fourth quarter, which was the longest of his career and the second longest in team history (David Lee, 76 at the New York Giants on 10/17/71).

- In Week 6 at Houston (10/16), he logged five kicks for a 45.4 average and three punts pinned inside the 20-yard line. In addition, he added five kickoff touchbacks. With 227 punting yards, McAfee reached 25,000 for his career and became the fourth punter in team history to reach that plateau. He also passed Hunter Smith (25,040) for third-most in Colts history.
- In Week 7 at Tennessee (10/23), he notched four punts for a 51.0 average with a long kick of 60 yards. He also added five kickoff touchbacks. Following a Colts touchdown in the second quarter, running back Josh Ferguson recovered a McAfee onside kick, which led to a Colts field goal. It was the team's first onside kick recovery of the season and the first since 2014 when the team recovered all three onside kick attempts.
- In Week 8 vs. Kansas City (10/30), he recorded seven kicks for a 49.6 average and one kick pinned inside the 20-yard line. McAfee also contributed with two touchbacks. With a 49.6 average, he totaled his 100th career game with a 40.0-plus punting average, which ranks second in team history.
- In Week 12 vs. Pittsburgh (11/24), he recorded two kicks for a 46.0 average and added one kickoff touchback. McAfee completed his first career pass on a fake punt when he threw a 35-yard strike to tight end Erik Swoope.

### DT-T.Y. MCGILL

- In Week 7 at Tennessee (10/23), he posted a sack-fumble and three quarterback hits. McGill logged his third career sack and first career forced fumble when he dropped Marcus Mariota for an 11-yard loss in the fourth quarter. The ball was recovered by teammate Robert Mathis and returned 14 yards for a touchdown.
- In Week 15 at Minnesota (12/18), he posted one tackle, 1.0 sack and 1.0 tackle for loss. McGill notched his second sack of the season when he dropped Sam Bradford for a nine-yard loss in the fourth quarter.

### CB-RASHAAN MELVIN

- In Week 5 vs. Chicago (10/9), he forced a fumble and added three solo tackles.
- In Week 11 vs. Tennessee (11/20), he led the team with 11 solo tackles and added two passes defended.

### WR-DONTE MONCRIEF

- In Week 1 vs. Detroit (9/11), he totaled six catches for 64 yards and one score against Detroit. Moncrief posted the team's first touchdown of the season on a two-yard pass from Andrew Luck just before halftime. The score marked the second consecutive year he scored a touchdown in the regular season opener.
- In Week 11 vs. Tennessee (11/20), he caught four passes for 37 yards and one touchdown. Moncrief gave the Colts a 14-0 lead with his two-yard touchdown reception from Andrew Luck in the first quarter. It was his fourth touchdown of the season and the 13th of his career.
- In Week 12 vs. Pittsburgh (11/24), he led the team in receiving with six catches for 45 yards and one touchdown. Moncrief cut the Steelers lead to 14-7 with his five-yard touchdown reception from Scott Tolzien in the second quarter. He has caught a touchdown in his last four consecutive games. That streak ranks tied for 11th in franchise history. The last Colts receiver to catch a touchdown in four straight games was Austin Collie from Sept. 12 – Oct. 3, 2010.
- In Week 13 at New York Jets (12/5), he caught four passes for 26 yards and one touchdown. With his three-yard score in the third quarter, Moncrief has scored one touchdown in each of his last five games,

which is tied for the second longest streak in team history. It's the first time the streak has been reached dating back to 2009 when Reggie Wayne caught five straight from games 3-7. Raymond Berry holds the team record with touchdown receptions in seven consecutive games dating back to 1959-1960.

### CB-DARRYL MORRIS

- In Week 13 at New York Jets (12/5), he compiled his first interception of the season in the fourth quarter, giving the ball back to the Colts offense and allowing the team to take a knee for the victory.

### ILB-ANTONIO MORRISON

- In Week 14 vs. Houston (12/11), he posted nine tackles in his first career start.

### NT-DAVID PARRY

- In Week 9 at Green Bay (11/6), he finished with four tackles, 1.0 sack, 1.0 tackle for loss and one quarterback hit. Parry recorded his first sack of the season and the third for the team in the game when he dropped Aaron Rodgers for a one-yard loss in the third quarter.
- In Week 11 vs. Tennessee (11/20), he registered three solo tackles, 1.0 sack, 1.0 tackle for loss and one quarterback hit. Parry posted his second sack of the season when he brought down Marcus Mariota for a four-yard loss.
- In Week 13 at New York Jets (12/5), he logged one tackle, 1.0 sack and one quarterback hit. Parry registered the team's lone sack of the game when he dropped Bryce Petty for a two-yard loss in the third quarter. It was his third sack of the season and the fourth of his career.

### DT-HASSAN RIDGEWAY

- In Week 4 at Jacksonville (10/2), he split a sack with Zach Kerr at the end of the second quarter for the team's first quarterback takedown of the game. He also assisted on two tackles.
- In Week 14 vs. Houston (12/11), he totaled five tackles, 1.0 sack, 1.0 tackle for loss and one quarterback hit. Ridgeway logged the first full sack of his career when he brought down Brock Osweiler for a five-yard loss in the first quarter.

### CB-PATRICK ROBINSON

- In Week 5 vs. Chicago (10/9), he forced a fumble and added six tackles (four solo).

### WR-CHESTER ROGERS

- In Week 6 at Houston (10/16), he led the Colts in receiving and set season highs with four receptions and 63 yards.
- In Week 15 at Minnesota (12/18), he logged a 30-yard punt return in the first quarter, which matched his season-high from a Week 13 win against the Jets on *Monday Night Football*.

### TE-ERIK SWOOPE

- In Week 2 at Denver (9/18), he made his first career NFL start at tight end.
- In Week 6 at Houston (10/16), he recorded his first career NFL reception, a 35-yard gain, which set up a Colts field goal in the fourth quarter. Swoope finished the game with two catches for 42 yards.
- In Week 7 at Tennessee (10/23), he finished with a career-high 51 receiving yards on two receptions.
- In Week 15 at Minnesota (12/18), he caught a career-high three passes for 50 yards and one touchdown. Swoope caught his first career touchdown on a 27-yard grab in the second quarter to give the Colts a 17-0 lead.

### RB-JORDAN TODMAN

- In Week 9 at Green Bay (11/6), he posted two kickoff returns for 160



**MILESTONES REACHED IN 2016**

yards (80.0 avg.) and one touchdown against the Packers. Todman gave the Colts a 7-0 lead when he returned the opening kickoff 99 yards for a touchdown. It was the team's first kickoff return for a touchdown since Dec. 30, 2012 against Houston (Deji Karim, 101 yards). It was also the first kickoff return for a touchdown on the opening kickoff of the game for the Colts dating back to Dec. 10, 1995 at Jacksonville (Aaron Bailey, 95 yards). Todman contributed with a 61-yard return at the start of the second quarter, which led to a Colts field goal. His 80.0 kickoff return average set a Colts single-game record with a minimum of two returns. He surpassed Aaron Bailey who had the previous record with a 66.0 average set on Dec. 10, 1995.

- In Week 12 vs. Pittsburgh (11/24), he recorded his first rushing stats of the season and finished with three carries for 37 yards. Todman also added one kickoff return for 43 yards.

**QB-SCOTT TOLZIEN**

- In Week 12 vs. Pittsburgh (11/24), he started his third career game under center and his first since a Nov. 24, 2013 tie against Minnesota as a member of the Green Bay Packers. Tolzien completed 22-of-36 passes for 205 yards, one touchdown and one interception for a 62.8 passer rating. He cut the Steelers lead to 14-7 with his five-yard touchdown pass to Donte Moncrief in the second quarter. It was his second career touchdown and his first since Nov. 10, 2013 as a member of the Packers.

**RB-ROBERT TURBIN**

- In Week 2 at Denver (9/18), he totaled three carries for 10 yards and one touchdown. Turbin scored his first touchdown as a member of the Colts and the second rushing touchdown of his career on the team's opening possession of the third quarter.
- In Week 3 vs. San Diego (9/25), he rushed for nine yards and added a third quarter touchdown against the Chargers. The score marked the first time in the five-year veteran's career that he posted rushing touchdowns in back-to-back games.
- In Week 6 at Houston (10/16), he established a single-game career-high with four receptions totaling 22 yards.
- In Week 11 vs. Tennessee (11/20), he posted two carries for four yards and one touchdown. Turbin gave the Colts a 7-0 lead with his one-yard touchdown run on the team's opening possession of the game. It was his third rushing touchdown of the season, which improved his single-season career best and the fourth rushing touchdown of his career.
- In Week 13 at New York Jets (12/5), he contributed with six carries for 16 yards and one touchdown. Turbin logged his fourth rushing touchdown of the season on a five-yard rush in the fourth quarter to give Indianapolis a 41-3 advantage.
- In Week 15 at Minnesota (12/18), he finished with seven carries for 32 yards and two touchdowns while adding two catches for 22 yards. Turbin gave the Colts a 10-0 lead with his one-yard touchdown run in the first quarter. The score was his fifth of the season. Turbin posted his second rushing touchdown of the game on a six-yard score in the second quarter to give the Colts a 24-0 advantage. It was the first multiple touchdown game of his career.

**K-ADAM VINATIERI**

- In Week 1 vs. Detroit (9/11), he connected on 2-of-2 field goals and three PATs for nine points against Detroit. With two field goals, Vinatieri improved his streak to 27 consecutive conversions dating back to the 2015 season. The streak currently ranks fourth in franchise history. Vinatieri split the uprights on his first field goal attempt of the season from 50 yards. With the conversion, he moved into eighth place all-time in NFL history in field goals made from 50-plus yards (28). Vinatieri added his second field goal of the day from 40 yards in the fourth quarter to cut Detroit's lead to 28-21. It was his 600th career field goal attempt as he became the fifth kicker in NFL history to reach that plateau.

In the last three seasons, Vinatieri ranks as the league's most accurate kicker with a 95.0 percentage. With two field goals against the Lions, he's converted 57-of-60 kicks dating back to 2014.

- In Week 2 at Denver (9/18), he connected on 2-of-2 field goal attempts and two PATs for eight points against Denver. Vinatieri gave the Colts a 3-0 lead when he split the uprights from 48 yards in the first quarter. With 2:43 remaining in the second quarter, he converted a 52-yard field goal to cut Denver's lead to 10-6. It was his second make from 50-plus yards this season. On the try, he increased his streak of consecutive field goals made to 29, which is the third-longest streak in team history. Vinatieri also passed Jason Hanson for the fourth-most field goal attempts in NFL history.

- In Week 3 vs. San Diego (9/25), he converted 2-of-2 field goal attempts and two PATs for eight points against the Chargers. With two field goals made, Vinatieri improved his streak of consecutive field goals made to 31. His streak currently ranks third in franchise history and is the longest active streak in the NFL.

- In Week 4 at Jacksonville (10/2), he converted 2-of-2 field goal attempts and three PATs for nine points against the Jaguars. With two field goals, Vinatieri improved his streak of consecutive field goals made to 33. His streak currently ranks third in franchise history and is the longest active streak in the NFL. Vinatieri gave the Colts their first points of the game with his 53-yard field goal in the first quarter. He added his second conversion from 49 yards in the second quarter to cut Jacksonville's lead to 7-6.

- In Week 5 vs. Chicago (10/9), he converted 5-of-5 field goal attempts and two PATs for 17 points against the Bears. Vinatieri tied his single-game career-high with five field goals, which he set on three other occasions. The last came against Tennessee on Dec. 1, 2013. He also tied his single-game career-high in points (17), which he previously set at Buffalo on Nov. 14, 2004. With five field goals made, Vinatieri improved his streak of consecutive field goals made to 38. His streak currently ranks second in franchise history, third in NFL history and is the longest active streak in the NFL. With his successful kick from 54 yards in the first quarter, Vinatieri set a new Colts record for the most consecutive field goals made from 50-plus yards in team history with eight. Vinatieri topped his previous record of seven, which he set from 2013-14. Vinatieri improved his record to nine-straight kicks of 50-plus yards with his 53-yard conversion in the second quarter, which gave the Colts a 13-6 lead. Vinatieri gave the Colts a 16-13 halftime advantage with his 26-yard field goal at the end of the second quarter. With the kick, he compiled the second longest streak of field goals made (36) in team history. He also passed Gary Anderson (172) for the second most field goals made from 20-29 yards in league history. Vinatieri increased the team's lead to 19-13 with his 41-yard field goal at the 5:52 mark in the third quarter. On the kick, Vinatieri passed Matt Stover (36) for the third-longest streak of consecutive field goals made in NFL history. With his 46-yard field goal with 2:28 remaining in the fourth quarter, Vinatieri gave the Colts a two-possession lead and tied single-game career highs with five conversions and 17 points. Additionally, he was named AFC Special Teams Player of the Week for an NFL-record 16th time in his career for his performance.

- In Week 6 at Houston (10/16), he converted 3-of-3 field goals and two PATs for 11 points against the Texans. With three field goals, Vinatieri improved his streak of consecutive field goals made to 41. His streak currently ranks second in franchise history, second in NFL history and is the longest active streak in the league. Vinatieri gave the Colts a 3-0 lead when he split the uprights from 41 yards at the 5:56 mark in the first quarter. He then increased Indianapolis' lead to 13-0 in the second quarter when he converted from 37 yards. On the kick, Vinatieri tied the second longest streak of consecutive field goals made in NFL history (40, Gary Anderson). Vinatieri put the Colts ahead 23-9 with his 36-yard field goal at the 7:04 mark of the fourth quarter.

- In Week 7 at Tennessee (10/23), he converted 2-of-2 field goal at-

## MILESTONES REACHED IN 2016

tempts and four PATs for 10 points against the Titans. With two field goals made, Vinatieri set a new NFL record and franchise record for the most consecutive field goals converted with 43. He topped Mike Vanderjagt's previous mark of 42 set from 2002-04.

- In Week 9 at Green Bay (11/6), he converted one field and four PATs for seven points against the Packers. With one field goal made, Vinatieri improved his current NFL record for the most consecutive field goals converted to 44. Vinatieri gave the Colts a 17-10 lead in the second quarter with his 28-yard conversion at the 12:05 mark. With the kick, he tied Morten Andersen (176) for the most field goals made from 20-29 yards in NFL history. It was also the first field goal Vinatieri had made at Lambeau Field in his career. He has converted at least one field goal in 41 different stadiums.

- In Week 11 vs. Tennessee (11/20), he converted 1-of-2 field goal attempts and three PATs for six points against the Titans. Vinatieri missed his first field goal of the game from 42 yards and ended his streak of consecutive field goals made (44), which is an NFL record. He split the uprights from 49 yards in the fourth quarter to give the Colts a 24-17 lead. With the kick, Vinatieri passed Morten Andersen (147) for the second most field goals made from 40-49 yards in NFL history.

- In Week 13 at New York Jets (12/5), he converted two field goals and five PATs for 11 points against the Jets. Vinatieri gave the Colts a 17-3 lead with his 53-yard field goal in the second quarter. The conversion marked his sixth field goal of 50-plus yards on seven attempts this season. He added his second field goal of the game from 36 yards to give Indianapolis a 34-3 advantage in the third quarter.

- In Week 14 vs. Houston (12/11), he converted 1-of-2 field goals and both PAT attempts for five points against the Texans. With five points, Vinatieri topped 100 points for the year and extended his current NFL record to 19 seasons reaching the plateau. He also set a new Colts record with nine seasons reaching 100-plus points.

- In Week 15 at Minnesota (12/18), he converted two field goals and four PATs for 10 points against the Vikings. Vinatieri gave the Colts a 3-0 lead in the first quarter with his 48-yard field goal conversion. He also added a 50-yard conversion with no time remaining in the second quarter to give the Colts a 27-0 lead. With the Colts win, Vinatieri now has 200 career regular season wins. He joins George Blanda (209) and Gary Anderson (201) as the only players to accomplish that feat. Vinatieri currently holds the NFL record with 219 total wins (regular season and postseason).

### OLB-ERIK WALDEN

- In Week 1 vs. Detroit (9/11), he posted three tackles (two solo), 1.0 sack and two quarterback hurries. Walden logged the team's first sack of the season on a Lions third down in the third quarter to force a punt.

- In Week 3 vs. San Diego (9/25), he totaled four tackles (three solo), 2.0 sacks and two forced fumbles. Walden contributed with a sack-forced fumble of Philip Rivers with the Chargers driving in the Colts red zone late in the second quarter. The fumble was recovered by teammate Kendall Langford and the turnover prevented a Chargers scoring opportunity. Walden added his second sack of the game in the fourth quarter, which held the Chargers to a field goal. It was his first multiple-sack game dating back to Nov. 29, 2015. On San Diego's final play of the game, Walden dropped Travis Benjamin and forced a fumble which was recovered by teammate D'Qwell Jackson. The game ended on the turnover. It was the first time in Walden's career that he totaled two forced fumbles in a single game.

- In Week 4 at Jacksonville (10/2), he finished with four solo tackles, 1.0 sack, 1.0 tackle for loss and two quarterback hits against Jacksonville. Walden posted his team leading fourth sack of the season in the third quarter.

- In Week 7 at Tennessee (10/23), he totaled two tackles, 1.0 sack, 1.0 tackle for loss and one quarterback hit. Walden contributed with his team leading fifth sack of the season when he dropped Marcus Mariota

for a four-yard loss in the second quarter.

- In Week 8 vs. Kansas City (10/30), he posted two tackles, 1.0 sack, 1.0 tackle for loss and two quarterback hits.

- In Week 9 at Green Bay (11/6), he posted one tackle, 1.0 sack and one quarterback hit. Walden logged his team leading seventh sack of the season in the second quarter, which forced a Packers punt. The 7.0 sacks established a new single-season high.

- In Week 11 vs. Tennessee (11/20), he posted three tackles (two solo), 1.0 sack, 2.0 tackles for loss and one quarterback hit. Walden posted his team leading eighth sack of the season when he brought down Marcus Mariota for a 12-yard loss in the second quarter.

- In Week 15 at Minnesota (12/18), he finished with three tackles, 2.0 sacks and 2.0 tackles for loss. Walden notched his team-leading ninth and 10th sacks of the season when he dropped Sam Bradford for an eight-yard loss in the third quarter and a four-yard loss in the fourth quarter. Walden's 10.0 sacks are the most for a Colts defensive player dating back to 2013 (Robert Mathis, 19.5) and it's the first double-digit sack season of his career.

## DIVISIONAL DOMINANCE

Since the AFC South was formed prior to the 2002 regular season, the Colts have won nine division titles. Over that time span, only New England (13) has won more division titles. Nine teams have won their division five-or-more times since 2002:

### MOST DIVISION TITLES, SINCE 2002

Team	Division	Titles
New England	AFC East	13
<b>Indianapolis</b>	<b>AFC South</b>	<b>9</b>
Green Bay	NFC North	8
Seattle	NFC West	8
Denver	AFC West	6
Philadelphia	NFC East	6
Pittsburgh	AFC North	6
Carolina	NFC South	5
San Diego	AFC West	5

## OFFENSIVE EFFICIENCY

The Colts offense ranks in the top 10 in the NFL in numerous categories, including points per game (25.9, eighth), passing yards per game (258.9, seventh), total first downs (307, sixth), first downs per game (21.9, seventh), third down conversions (81, seventh), third down percentage (44.02, fifth), red zone efficiency (63.83, sixth), goal to go percentage (80.77, sixth) and average time of possession (31:09, sixth).

### POINTS PER GAME, 2016 SEASON

Rank	Team	Pts/Game
1.	Atlanta	33.5
2.	New Orleans	29.0
3.	Oakland	26.9
4t.	Dallas	26.1
4t.	San Diego	26.1
6.	New England	26.1
7.	Green Bay	25.9
<b>8.</b>	<b>Indianapolis</b>	<b>25.9</b>

### PASSING YARDS PER GAME, 2016 SEASON

Rank	Team	Yds
1.	New Orleans	317.1
2.	Washington	302.8
3.	Atlanta	296.1
4.	New England	272.9
5.	Pittsburgh	262.9
6.	Oakland	259.6
<b>7.</b>	<b>Indianapolis</b>	<b>258.9</b>

## COMING OUT THROWING

This season, quarterback Andrew Luck has completed 303-of-476 passes for 3,631 yards with 27 touchdowns (second in AFC) and 10 interceptions for a 97.1 rating (second in AFC).

Luck ranks fifth in the NFL in passing touchdowns

### MOST PASSING TOUCHDOWNS, 2016 SEASON

Rank	Player	TDs
1.	Drew Brees (NO)	34
2t.	Aaron Rodgers (GB)	32
2t.	Matt Ryan (ATL)	32
4.	Philip Rivers (SD)	29
<b>5.</b>	<b>Andrew Luck (IND)</b>	<b>27</b>

## LUCK AFC OFFENSIVE POW

Andrew Luck was named AFC Offensive Player of the Week in Week 13 for the fourth time in his career after completing 22-of-28 passes for 278 yards and four touchdowns for a 147.6 passer rating against New York Jets on *Monday Night Football*. His 147.6 passer rating marked a new single-game career-high. It marked Luck's eighth career four-plus touchdown game and his first dating back to the 2016 season opener against Detroit.

## LUCK IN DECEMBER

Quarterback Andrew Luck has registered 13 wins as a starter in December dating back to his rookie season in 2012, which currently ranks tied for the sixth-best in the NFL over that time frame.

### MOST WINS AS STARTING QUARTERBACK IN DECEMBER, SINCE 2012

Rank	Player	Won	Lost
1.	Russell Wilson (SEA)	17	4
2.	Tom Brady (NE)	16	5
3.	Cam Newton (CAR)	15	3
4t.	Aaron Rodgers (GB)	14	3
4t.	Ben Roethlisberger (PIT)	14	5
<b>6t.</b>	<b>Andrew Luck (IND)</b>	<b>13</b>	<b>4</b>
6t.	Andy Dalton (CIN)	13	6

## THE GHOST IN FULL FORCE

Wide receiver T.Y. Hilton leads the team with 81 receptions for 1,248 yards (15.4 avg.) and six receiving touchdowns.

Hilton ranks in the top 10 in the league in receptions (ninth), receiving yards (second), 25+ yard receptions (13, tied-first), first down receptions (56, third) and yards at catch (967, second).

Additionally, his 1,248 scrimmage yards rank 12th in the NFL.

### MOST RECEIVING YARDS, 2016 SEASON

Rank	Player	Yds
1.	Julio Jones (ATL)	1,253
<b>2.</b>	<b>T.Y. Hilton (IND)</b>	<b>1,248</b>
3.	Antonio Brown (PIT)	1,188
4.	Odell Beckham Jr. (NYG)	1,173
5.	Mike Evans (TB)	1,159

### MOST RECEPTIONS, 2016 SEASON

Rank	Player	Rec
1.	Larry Fitzgerald (ARZ)	98
2.	Antonio Brown (PIT)	96
3t.	Odell Beckham Jr. (NYG)	85
3t.	Julian Edelman (NE)	85
5.	Mike Evans (TB)	84
6.	Demaryius Thomas (NE)	83
7t.	Jarvis Landry (MIA)	82
7t.	Jordy Nelson (GB)	82
<b>9.</b>	<b>T.Y. Hilton (IND)</b>	<b>81</b>
10.	Stefon Diggs (MIN)	80

### MOST 25+ YARD RECEPTIONS, 2016 SEASON

Rank	Player	Rec
<b>1t.</b>	<b>T.Y. Hilton (IND)</b>	<b>13</b>
1t.	Amari Cooper (OAK)	13
3t.	Antonio Brown (PIT)	12
3t.	Brandin Cooks (NO)	12
3t.	DeSean Jackson (WAS)	12
3t.	Jarvis Landry (MIA)	12
3t.	Tyrell Williams (SD)	12

### FIRST DOWN RECEPTIONS, 2016 SEASON

Rank	Player	Rec
1.	Mike Evans (TB)	72
2.	Antonio Brown (PIT)	60
<b>3.</b>	<b>T.Y. Hilton (IND)</b>	<b>56</b>
4t.	Odell Beckham Jr. (NYG)	55
4t.	Julio Jones (ATL)	55

## MONCRIEF SCORING

Wide receiver Donte Moncrief has totaled 28 receptions for 277 yards and six touchdowns. He has scored one touchdown in six of the eight games that he has played in this season.

Moncrief scored one touchdown in five consecutive games from Weeks 8-13, which is tied for the second longest streak in team history.

### MONCRIEF'S PRODUCTION, 2016 SEASON

<u>Week</u>	<u>Rec</u>	<u>YDs</u>	<u>TDs</u>
Week 1 vs. DET	6	64	1
Week 2 at DEN	1	9	0
Week 8 vs. KC	4	41	1
Week 9 at GB	3	55	1
Week 11 vs. TEN	4	37	1
Week 12 vs. PIT	6	45	1
Week 13 at NYJ	4	26	1

## YARDS PER RECEPTION

Wide receiver Phillip Dorsett has caught 28 passes for 464 yards and two touchdowns. His 16.6 average per catch ranks eighth in the NFL.

Additionally, fellow wide receiver T.Y. Hilton has a 15.4 average per catch that ranks 12th in the NFL.

### HIGHEST RECEIVING AVERAGE, 2016 SEASON

<u>Rank</u>	<u>Player</u>	<u>Rec</u>	<u>Avg.</u>
1.	Chris Hogan (NE)	33	19.1
2.	Kenny Stills (MIA)	35	18.6
3.	DeSean Jackson (WAS)	42	17.8
4.	Taylor Gabriel (ATL)	32	17.6
5.	Julio Jones (ATL)	72	17.4
6.	Marvin Jones Jr. (DET)	49	17.1
7.	Victor Cruz (NYG)	29	17.1
8.	<b>Phillip Dorsett (IND)</b>	<b>28</b>	<b>16.6</b>
9.	Dez Bryant (DAL)	46	15.8
10.	Tyrell Williams (SD)	59	15.7
11.	Alshon Jeffery (CHI)	46	15.6
12.	<b>T.Y. Hilton (IND)</b>	<b>81</b>	<b>15.4</b>

## TIGHT END PRODUCTION

Tight ends Dwayne Allen and Jack Doyle have combined for nine receiving touchdowns this season. Allen (five) ranks tied for fifth and Doyle (four) is tied for 11th in touchdown receptions by tight ends this season.

### MOST RECEIVING TOUCHDOWNS AMONG TIGHT ENDS, 2016 SEASON

<u>Rank</u>	<u>Player</u>	<u>TDs</u>
1t.	Cameron Brate (TB)	7
1t.	Hunter Henry (SD)	7
3t.	Kyle Rudolph (MIN)	6
3t.	Delanie Walker (TEN)	6
5t.	<b>Dwayne Allen (IND)</b>	<b>5</b>
5t.	Martellus Bennett (NE)	5
5t.	Tyler Eifert (CIN)	5
5t.	Antonio Gates (SD)	5
5t.	Jimmy Graham (SEA)	5
5t.	Jordan Reed (WAS)	5
11t.	<b>Jack Doyle (IND)</b>	<b>4</b>
11t.	Vance McDonald (SF)	4
11t.	Zach Miller (CHI)	4
11t.	Dion Sims (MIA)	4
11t.	Julius Thomas (JAX)	4

## GROUND AND POUND

Running back Frank Gore has totaled 234 carries for 891 yards and four touchdowns. He also has caught 35 passes for 251 yards and four touchdowns.

This season, Gore ranks eighth in rushing yards and ninth in first down runs (46) in the AFC.

### MOST RUSHING YARDS IN AFC, 2016 SEASON

<u>Rank</u>	<u>Player</u>	<u>Yds</u>
1.	DeMarco Murray (TEN)	1,224
2.	Le'Veon Bell (PIT)	1,146
3.	LeSean McCoy (BUF)	1,129
4.	Lamar Miller (HOU)	1,073
5.	LeGarrette Blount (NE)	1,060
6.	Jay Ajayi (MIA)	1,007
7.	Melvin Gordon (SD)	997
8.	<b>Frank Gore (IND)</b>	<b>891</b>

## SCRIMMAGE YARDS

Wide receiver T.Y. Hilton (1,248, seventh) and running back Frank Gore (1,142, ninth) each rank in the top 10 in the AFC in yards from scrimmage.

The duo join Pittsburgh Steelers running back Le'Veon Bell (1,747, first) and Antonio Brown (1,197, eighth) as the only set of teammates in the top 10 in the AFC in that category.

### MOST SCRIMMAGE YARDS IN AFC, 2016 SEASON

<u>Rank</u>	<u>Player</u>	<u>Yds</u>
1.	Le'Veon Bell (PIT)	1,747
2.	DeMarco Murray (TEN)	1,585
3.	LeSean McCoy (BUF)	1,462
4.	Melvin Gordon (SD)	1,416
5.	Spencer Ware (KC)	1,287
6.	Lamar Miller (HOU)	1,261
7.	<b>T.Y. Hilton (IND)</b>	<b>1,248</b>
8.	Antonio Brown (PIT)	1,197
9.	<b>Frank Gore (IND)</b>	<b>1,142</b>
10.	Jay Ajayi (MIA)	1,135

## BOOMSTICK AT HIS BEST

Punter Pat McAfee has totaled 49 punts for 2,408 yards this season (49.1 avg./42.8 net avg.). He ranks first in the league in punting average and third in net punting average.

### HIGHEST PUNTING AVERAGE, 2016 SEASON

<u>Rank</u>	<u>Player</u>	<u>Avg.</u>
1.	<b>Pat McAfee (IND)</b>	<b>49.1</b>
2.	Andy Lee (CAR)	49.1
3.	Sam Martin (DET)	48.4
4.	Thomas Morstead (NO)	48.1
5.	Johnny Hekker (LA)	47.9

### HIGHEST NET PUNTING AVERAGE, 2016 SEASON

<u>Rank</u>	<u>Player</u>	<u>Net Avg.</u>
1.	Johnny Hekker (LA)	46.2
2.	Sam Martin (DET)	43.9
3.	<b>Pat McAfee (IND)</b>	<b>42.8</b>
4.	Thomas Morstead (NO)	42.6
5.	Bryan Anger (TB)	42.0



## POINTS LEADER

In 2016, Vinatieri has converted 25-of-28 field goal attempts and 39-of-39 PATs for 114 points.

Vinatieri ranks seventh in the league in field goal percentage and is tied for seventh in total points.

### HIGHEST FIELD GOAL PERCENTAGE, 2016 SEASON

Player	FGA	FGM	%
Justin Tucker (BAL)	33	34	97.1
Matt Bryant (ATL)	29	31	93.5
Matt Prater (DET)	30	33	90.9
Ryan Succop (TEN)	20	22	90.9
Steven Hauschka (SEA)	28	31	90.3
Cairo Santos (KC)	26	29	89.7
<b>Adam Vinatieri (IND)</b>	<b>25</b>	<b>28</b>	<b>89.3</b>

### MOST POINTS, 2016 SEASON

Player	FGs	PATs	Points
Matt Bryant (ATL)	29	48	135
Justin Tucker (BAL)	33	25	124
Sebastian Janikowski (OAK)	29	34	121
Caleb Sturgis (PHI)	32	24	120
Nick Novak (HOU)	32	20	116
Matt Prater (DET)	30	25	115
<b>Adam Vinatieri (IND)</b>	<b>25</b>	<b>39</b>	<b>114</b>
Dan Bailey (DAL)	25	39	114
Dustin Hopkins (WAS)	28	30	114
Wil Lutz (NO)	23	45	114

## VINNY AFC SPECIAL TEAMS POW

Adam Vinatieri was named AFC Special Teams Player of the Week for an NFL-record 16th-time in his career after converting 5-of-5 field goal attempts and two PATs for 17 points in Week 5 vs. Chicago (10/9). He connected on field goals of 54, 53, 46, 41 and 26 yards to remain a perfect 13-of-13 this season. Vinatieri tied his single-game career-high with five field goals, which he has set on three other occasions. He also tied his single-game career-high in points (17).

## VINNY FROM 50-PLUS

Kicker Adam Vinatieri has converted 7-of-9 field goals from 50-plus yards this season. His seven made field goals from that distance rank second in the NFL this season.

### MOST FIELD GOALS MADE FROM 50-PLUS YARDS, 2016 SEASON

Player	Made	Att.
Justin Tucker (BAL)	10	10
<b>Adam Vinatieri (IND)</b>	<b>7</b>	<b>9</b>
Matt Prater (DET)	6	6
Jason Myers (JAX)	5	9
Matt Bryant (ATL)	4	6
Caleb Sturgis (PHI)	4	6

## VINNY AFC SPECIAL TEAMS POM

Adam Vinatieri was named the AFC Special Teams Player of the Month for October. It marked the fifth time he earned the award in his career (October 1998, September 1999, November 2004, November 2015) and his second as a member of the Colts. Vinatieri's five Special Teams Player of the Month Awards are tied for the most in NFL history with Jason Hanson, David Akers and John Carney.

Vinatieri converted all 12 field goal attempts and all 13 PATs for 49 points in the month of October. His 12 field goal conversions led the NFL and his 49 points ranked second.

## COLTS RETURN GAME AMONG THE BEST

The Colts rank fourth in the NFL in kickoff return average (25.7).

### HIGHEST KICKOFF RETURN AVERAGE, 2016 SEASON

Rank	Team	Avg.
1.	Philadelphia	28.5
2.	Minnesota	27.9
3.	Cincinnati	25.9
<b>4.</b>	<b>Indianapolis</b>	<b>25.7</b>
5.	Miami	24.5

## CONSISTENCY IS KEY

Kicker Adam Vinatieri converted an NFL-record 44 consecutive field goals from Week 4 vs. Jacksonville in 2015 through Week 9 at Green Bay in 2016.

### MOST CONSECUTIVE FIELD GOALS MADE, NFL HISTORY

Player	FGs	Dates
<b>Adam Vinatieri</b>	<b>44</b>	<b>2015-16</b>
Mike Vanderjagt	42	2002-04
Gary Anderson	40	1997 (SF) - 1998 (MIN)

### MOST CONSECUTIVE FIELD GOALS MADE, COLTS HISTORY

Player	FGs	Dates
<b>Adam Vinatieri</b>	<b>44</b>	<b>G4-16, 2015 - G1-9, 2016</b>
Mike Vanderjagt	42	G15-16, 2002 - G1, 2004
Adam Vinatieri	35	G14-16, 2013 - G1-16, 2014

## TODMAN AFC SPECIAL TEAMS POW

Jordan Todman was named AFC Special Teams Player of the Week for Week 9 after registering two kickoff returns for 160 yards (80.0 avg.) and one touchdown against the Green Bay Packers. It marked the first time he has won the award in his career.

Todman returned the game's opening kickoff 99 yards for a touchdown. It was the team's first kickoff return for a touchdown since Dec. 30, 2012 against Houston (Deji Karim, 101 yards). It was also the first kickoff return for a touchdown on the opening kickoff of the game for the Colts dating back to Dec. 10, 1995 at Jacksonville (Aaron Bailey, 95 yards).

At the start of the second quarter, Todman registered a 61-yard kickoff return. His 80.0 kickoff return average set a Colts single-game record with a minimum of two returns. Todman surpassed Aaron Bailey who had the previous record with a 66.0 average set on Dec. 10, 1995.

## WALDEN'S DEFENSE

Outside linebacker Erik Walden leads the team with 10.0 sacks and is tied for the team lead with two forced fumbles. He currently ranks tied for 10th in the NFL (tied for sixth in the AFC) in sacks.

Walden is one of five linebackers in the NFL to record 10.0 or more sacks and two or more forced fumbles this season.

### MOST SACKS IN NFL, 2016 SEASON

Rank	Player	Sacks
1t.	Vic Beasley Jr. (ATL)	14.5
2.	Von Miller (DEN)	13.5
3t.	Lorenzo Alexander (BUF)	11.5
3t.	Cliff Avril (SEA)	11.5
5t.	Ryan Kerrigan (WAS)	11.0
5t.	Khalil Mack (OAK)	11.0
5t.	Brian Orakpo (TEN)	11.0
8t.	Danielle Hunter (MIN)	10.5
8t.	Cameron Wake (MIA)	10.5
<b>10t.</b>	<b>Erik Walden (IND)</b>	<b>10.0</b>
10t.	Dee Ford (KC)	10.0

## OUTSIDE LINEBACKER ROBERT MATHIS 6-2 - 245 POUNDS - ALABAMA A&M 14TH NFL SEASON

- Named to six consecutive Pro Bowls (2008-2013).
- Ranks first in franchise history with 122.0 career sacks.
- Has recorded five career 10.0-plus sack seasons, including a career-high 19.5 in 2013.
- Has compiled 29 multiple-sack games and three career 3.0 sack contests.
- Leads the NFL with 51 forced fumbles since entering the NFL in 2003.

### MATHIS QB SACK BREAKDOWN

Robert Mathis became the 30th player in NFL history to reach the 100.0-sack mark after posting 2.0 sacks vs. Seattle (10/6/13). The 14-year veteran ranks first in franchise history in sacks, fourth among active NFL players and tied for 18th in league history.

Below is a breakdown of Mathis' quarterback takedowns:

- Has totaled quarterback takedowns in 94-of-190 career games and 63-of-120 starts.
- Owns 29 career multiple-sack games and three games with 3.0 sacks.
- Has sacks against all 31 other NFL teams.

#### NFL CAREER SACK LEADERS (ACTIVE PLAYERS)

143.5 Julius Peppers (GB)  
138.5 DeMarcus Ware (DEN)  
122.5 Dwight Freeney (ATL)  
**122.0 Robert Mathis (IND)**

#### ROBERT MATHIS' SACKS BY OPPONENT

18.5 Houston  
14.5 Jacksonville  
9.0 Tennessee  
6.0 Miami  
5.0 New England  
4.5 Cincinnati, Oakland, San Francisco, Seattle  
4.0 Baltimore, Chicago  
3.5 Kansas City, Los Angeles  
3.0 Buffalo, Carolina, Cleveland, Denver, Philadelphia, San Diego  
2.5 N.Y. Jets  
2.0 Arizona, Minnesota, New Orleans, N.Y. Giants  
1.5 Pittsburgh, Washington  
1.0 Atlanta, Dallas, Green Bay, Tampa Bay  
0.5 Detroit

### USE THE FORCE

Robert Mathis has totaled 122.0 career sacks in his 14-year career with the Colts, which ranks first in club history. In 2005, he registered a sack in 11-of-13 games and set an NFL record with sacks in eight consecutive contests to start a season. Mathis has 29 multiple-sack games in his career and three 3.0 sack games. He had a streak of four consecutive multiple-sack games in 2013 from Weeks 2-5. Dating back to his rookie season in 2003, Robert Mathis leads the Colts defense in forced fumbles with 51, which ranks first in the NFL during that time span.

### TOP OF THE MOUNTAIN

Robert Mathis holds the franchise record with 122.0 career sacks. In 2013, he set a franchise record with 19.5 sacks en route to being named Associated Press and *Sporting News* NFL All-Pro and won the Deacon Jones Award as the NFL's sack leader. He posted seven multi-sack games and has 29 for his career, which are both Colts records. He has also recorded 94 games with a sack, which ranks first in franchise history.

#### MOST SACKS, COLTS HISTORY, SINCE 1982

Player	Years	Sacks
<b>Robert Mathis</b>	<b>2003-2016</b>	<b>122.0</b>
Dwight Freeney	2002-2012	107.5
Duane Bickett	1985-1993	50.0

#### MOST SACKS IN A SEASON, COLTS HISTORY, SINCE 1982

Player	Season	Sacks
<b>Robert Mathis</b>	<b>2013</b>	<b>19.5</b>
Dwight Freeney	2004	16.0
Dwight Freeney	2009	13.5
Dwight Freeney	2002	13.0
Chad Bratzke	1999	12.0

#### MOST GAMES WITH SACKS, COLTS HISTORY, SINCE 1982

Player	Years	Games
<b>Robert Mathis</b>	<b>2003-2016</b>	<b>94</b>
Dwight Freeney	2002-2012	81
Duane Bickett	1985-1993	38
Donnell Thompson	1982-1991	38

#### MOST MULTI-SACK GAMES, COLTS HISTORY, SINCE 1982

Player	Years	Games
<b>Robert Mathis</b>	<b>2003-2016</b>	<b>29</b>
Dwight Freeney	2002-2012	25
Duane Bickett	1985-1993	10
Chad Bratzke	1999-2001	10

#### MOST MULTI-SACK GAMES, SINGLE SEASON, COLTS HISTORY, SINCE 1982

Player	Years	Games
<b>Robert Mathis</b>	<b>2013</b>	<b>7</b>
Chad Bratzke	1999	5
Dwight Freeney	2004	5

#### MATHIS' CAREER BEST GAMES

##### Sacks

3.0, three times,  
last: at Jacksonville (9/29/13)

##### Forced Fumbles

3, vs. Houston (11/14/04)  
2, three times,  
last: at Kansas City (12/22/13)

##### Fumble Recoveries

1, 16 times,  
last: at Tennessee (10/23/16)

##### Passes Defensed

2, at New England (11/5/06)

## MATHIS TO THE PRO BOWL

Robert Mathis was selected to his sixth consecutive Pro Bowl in 2013. He is tied with Chris Hinton for the sixth-most consecutive Pro Bowl nominations in Colts history. Mathis is also tied for the eighth-most career nominations in franchise history.

### COLTS CONSECUTIVE PRO BOWL NOMINATIONS

11, DE-Gino Marchetti, 1954-64  
 9, QB-Peyton Manning, 2002-10  
 8, QB-John Unitas, 1957-64  
 8, OG/T-Jim Parker, 1958-65  
 8, WR-Marvin Harrison, 1999-2006  
**6, OLB-Robert Mathis, 2008-13**  
 6, OG/T-Chris Hinton, 1983-89

### COLTS MOST PRO BOWL NOMINATIONS

11, DE-Gino Marchetti, 1954-64  
 11, QB-Peyton Manning, 1999-2000, 2002-10  
 10, QB-John Unitas, 1957-64, 66-67  
 8, OG/T-Jim Parker, 1958-65  
 8, WR-Marvin Harrison, 1999-2006  
 7, RB-Lenny Moore, 1956, 58-62, 64  
 7, DE-Dwight Freeney, 2003-05, 08-11  
**6, OLB-Robert Mathis, 2008-13**  
 6, WR-Raymond Berry, 1958-61, 63-64  
 6, OG/T-Chris Hinton, 1983-89  
 6, WR-Reggie Wayne, 2006-10, 12

## DOUBLE-DIGIT SACKS

In 14 NFL seasons, Robert Mathis has totaled five double-digit sack seasons. Since 1982, the Colts have recorded 18 individual double-digit sack campaigns.

### COLTS 10.0-PLUS SACK SEASONS, SINCE 1982

<u>Player</u>	<u>Sacks</u>	<u>Year</u>
<b>Robert Mathis, OLB</b>	<b>19.5</b>	<b>2013</b>
Dwight Freeney, DE	16.0	2004
Dwight Freeney, DE	13.5	2009
Dwight Freeney, DE	13.0	2002
Chad Bratzke, DE	12.0	1999
<b>Robert Mathis, DE</b>	<b>11.5</b>	<b>2008</b>
<b>Robert Mathis, DE</b>	<b>11.5</b>	<b>2005</b>
Johnie Cooks, LB	11.5	1984
<b>Robert Mathis, DE</b>	<b>11.0</b>	<b>2010</b>
Dwight Freeney, DE	11.0	2005
Dwight Freeney, DE	11.0	2003
Vernon Maxwell, LB	11.0	1983
Dwight Freeney, DE	10.5	2008
<b>Robert Mathis, DE</b>	<b>10.5</b>	<b>2004</b>
Dan Footman, DE	10.5	1997
Tony Bennett, LB	10.5	1995
Dwight Freeney, DE	10.0	2010
Jon Hand, DE	10.0	1989

## MATHIS RISING

Listed below is how Robert Mathis ranks in sacks all-time (tied for 18th) and since he joined the league in 2003 (fourth).

### ALL-TIME SACK LEADERS

<u>Rank</u>	<u>Player</u>	<u>Years</u>	<u>Sacks</u>
15.	Rickey Jackson	1981-1995	128.0
16.	Derrick Thomas	1989-1999	126.5
17.	Dwight Freeney	2002-2016	122.5
<b>18t.</b>	<b>Robert Mathis</b>	<b>2003-2016</b>	<b>122.0</b>
18t.	Simeon Rice	1996-2007	122.0

### SACK LEADERS, SINCE 2003

<u>Rank</u>	<u>Player</u>	<u>Years</u>	<u>Sacks</u>
1.	DeMarcus Ware	2005-2016	138.5
2.	Jared Allen	2004-2015	136.0
3.	Julius Peppers	2003-2016	131.5
<b>4.</b>	<b>Robert Mathis</b>	<b>2003-2016</b>	<b>122.0</b>
5.	Terrell Suggs	2003-2016	114.5

## MATHIS CAREER HONORS

### 2015 SEASON

Week 16 - AFC Defensive Player of the Week

### 2013 SEASON

2013 Pro Bowl  
 Associated Press First Team NFL All-Pro  
 Deacon Jones Award  
 December - AFC Defensive Player of the Month  
 October - AFC Defensive Player of the Month

### 2012 SEASON

2012 Pro Bowl

### 2011 SEASON

2011 Pro Bowl  
 Ed Block Courage Award  
 Week 16 - AFC Defensive Player of the Week

### 2010 SEASON

2010 Pro Bowl  
 September - AFC Defensive Player of the Month

### 2009 SEASON

2009 Pro Bowl  
 November - AFC Defensive Player of the Month

### 2008 SEASON

2008 Pro Bowl  
 Week 13 - AFC Defensive Player of the Week

### 2005 SEASON

Week 7 - AFC Defensive Player of the Week

### TOTALS

Pro Bowl - 6  
 Associated Press First Team NFL All-Pro - 1  
 Deacon Jones Award - 1  
 Ed Block Courage Award - 1  
 AFC Defensive Player of the Month - 4  
 AFC Defensive Player of the Week - 4

## QUARTERBACK ANDREW LUCK 6-4 - 240 POUNDS - STANFORD 5TH NFL SEASON

- For his career, he has completed 1,527-of-2,582 passes for 18,469 yards, 128 touchdowns and 65 interceptions for a passer rating of 87.2. He also has 13 rushing touchdowns.
- Reached 15,000 career passing yards in his 56th career game, becoming the second fastest in NFL history.
- Threw his 100th career touchdown pass in his 55th game, which tied for the fourth fastest in NFL history.
- Named to three consecutive Pro Bowls from 2012-14.
- Broke the NFL rookie record for passing attempts (627), yards (4,374) and 300-yard passing games (6) in a season.

### LUCK CAREER HONORS

#### 2016 SEASON

Ed Block Courage Award  
AFC Offensive Player of the Week - Week 13

#### 2014 SEASON

2014 Pro Bowl  
November - AFC Offensive Player of the Month  
Week 3 - AFC Offensive Player of the Week

#### 2013 SEASON

2013 Pro Bowl  
Week 7 - AFC Offensive Player of the Week

#### 2012 SEASON

2012 Pro Bowl  
Week 9 - AFC Offensive Player of the Week and FedEx Air NFL Player of the Week  
Week 8 - PEPSI MAX NFL Rookie of the Week  
Week 5 - PEPSI MAX NFL Rookie of the Week  
Week 3 - PEPSI MAX NFL Rookie of the Week

#### TOTALS

Pro Bowl - 3  
AFC Offensive Player of the Month - 1  
AFC Offensive Player of the Week - 4  
Ed Block Courage Award - 1  
FedEx Air NFL Player of the Week - 1  
PEPSI MAX NFL Rookie of the Week - 3

### RACKING UP THE YARDS

Andrew Luck recorded 14,838 passing yards and 101 passing touchdowns from 2012-15, which each rank fifth in NFL history among players through their first four seasons.

#### MOST PASSING YARDS IN FIRST FOUR SEASONS OF CAREER, NFL HISTORY

Player	Years	Games	Passing Yds
Peyton Manning	1998-2001	64	16,418
Dan Marino	1983-1986	59	16,177
Ryan Tannehill	2012-2015	64	15,460
Carson Palmer	2004-2007	61	14,899
<b>Andrew Luck</b>	<b>2012-2015</b>	<b>55</b>	<b>14,838</b>

#### MOST PASSING TOUCHDOWNS IN FIRST FOUR SEASONS OF CAREER, NFL HISTORY

Player	Years	Games	Passing TDs
Dan Marino	1983-1986	59	142
Peyton Manning	1998-2001	64	111
Russell Wilson	2012-2015	64	106
Carson Palmer	2004-2007	61	104
<b>Andrew Luck</b>	<b>2012-2015</b>	<b>55</b>	<b>101</b>

### WINNING FROM THE BEGINNING

Andrew Luck led the Colts to 33 wins in his first three seasons (2012-2014), which tied for the second-most to start a career since 1970.

#### MOST WINS AMONG NFL QUARTERBACKS, FIRST THREE SEASONS, SINCE 1970

Player	Years	Wins
Russell Wilson (SEA)	2012-2014	36
<b>Andrew Luck (IND)</b>	<b>2012-2014</b>	<b>33</b>
Dan Marino (MIA)	1983-1985	33
Matt Ryan (ATL)	2008-2010	33
Joe Flacco (BAL)	2008-2010	32
Andy Dalton (CIN)	2011-2013	29
Ben Roethlisberger (PIT)	2004-2006	29

### LUCK THROUGH THREE

Andrew Luck threw for 12,957 passing yards from 2012-14, which is the highest total through the first three seasons of a quarterback's career in NFL history. He also ranks second in touchdown passes during that span.

#### MOST PASSING YARDS IN FIRST THREE SEASONS OF CAREER, NFL HISTORY

Player	Years	Passing Yds
<b>Andrew Luck (IND)</b>	<b>2012-2014</b>	<b>12,957</b>
Peyton Manning (IND)	1998-2010	12,287
Dan Marino (MIA)	1983-1985	11,431
Andy Dalton (CIN)	2011-2013	11,360
Cam Newton (CAR)	2011-2013	11,299

#### MOST PASSING TOUCHDOWNS IN FIRST THREE SEASONS OF CAREER, NFL HISTORY

Player	Years	Passing TDs
Dan Marino (MIA)	1983-1985	98
<b>Andrew Luck (IND)</b>	<b>2012-2014</b>	<b>86</b>
Peyton Manning (IND)	1998-2010	85
Andy Dalton (CIN)	2011-2013	80
Carson Palmer (CIN)	2004-2006	78

### RUNNING IT IN

Since 2012, Andrew Luck is tied for the third-most rushing touchdowns among NFL quarterbacks and ranks second among AFC quarterbacks.

#### MOST RUSHING TOUCHDOWNS BY NFL QUARTERBACKS, SINCE 2012

Player	Team	Rush TDs
Cam Newton	CAR	34
Andy Dalton	CIN	17
<b>Andrew Luck</b>	<b>IND</b>	<b>13</b>
Russell Wilson	SEA	13
Colin Kaepernick	SF	12

#### MOST CAREER RUSHING TOUCHDOWNS BY A QUARTERBACK, COLTS HISTORY

Player	Years	Rush TDs
Peyton Manning	1998-2010	17
Bert Jones	1973-1981	14
Johnny Unitas	1956-1972	13
<b>Andrew Luck</b>	<b>2012-2016</b>	<b>13</b>

#### MOST RUSHING TOUCHDOWNS IN A SINGLE SEASON BY A QUARTERBACK, COLTS HISTORY

Player	Year	Rush TDs
<b>Andrew Luck</b>	<b>2012</b>	<b>5</b>
<b>Andrew Luck</b>	<b>2013</b>	<b>4</b>
Bert Jones	1974	4
Peyton Manning	2006	4
Peyton Manning	2001	4



## LUCK'S FOURTH QUARTER & OVERTIME GAME-WINNING DRIVES (17)

Andrew Luck led the Colts on seven game-winning drives in the fourth quarter or overtime in 2012, which tied for the most in a single season by any NFL quarterback since 1970. Below is a detailed look at Luck's 17 career game-winning drives (2012-16):

Date-Opponent	Down/Tied	Time Rem.	Start	Drive/TOP	Scoring Play	Time Rem.	Final	Luck Drive Stats
9/16/12 vs. MIN	20-20	0:31	IND 20	4-45/0:23	A. Vinatieri 53 yd. FG	0:08	23-20	Pass: 2-3-40
10/7/12 vs. GB	27-22	4:30	IND 20	13-80/3:55	4 yd. pass to R. Wayne	0:35	30-27	Pass: 8-11-80, TD Rush: 1-7 Pass: 2-4-52
10/28/12 at TEN	21-19	11:27	IND 15	8-75/3:23	A. Vinatieri 28 yd. FG	8:04	19-13 OT	Pass: 2-2-36, TD Pass: 6-8-62 Rush: 1-7
	13-13	15:00	IND 20	9-80/4:49	16 yd. pass to V. Ballard	10:11		
	13-6	10:26	IND 20	14-80/7:02	D. Carter 1 yd. run	3:24		
11/4/12 vs. MIA	20-20	13:12	IND 6	13-69/7:14	A. Vinatieri 43 yd. FG	5:58	23-20	Pass: 6-8-54
12/2/12 at DET	33-28	1:07	IND 25	11-75/1:07	14 yd. pass to D. Avery	0:00	35-33	Pass: 3-9-50, TD Rush: 2-25 Pass: 4-7-62, TD Rush: 1-8
12/9/12 vs. TEN	23-21	10:28	IND 20	10-45/4:05	A. Vinatieri 53 yd. FG	6:23	27-23	Pass: 3-6-29
	13-13	10:13	IND 27	13-73/6:05	7 yd. pass to R. Wayne	4:08	20-13	Pass: 6-7-49, TD
	17-14	11:09	IND 20	11-80/5:49	A. Luck 19 yd. run	5:20	21-17	Pass: 5-7-28 Rush: 1-19, TD
10/6/13 vs. SEA	28-23	0:35-3Q	IND 14	14-70/6:40	D. Brown 3 yd. run	8:55	34-28	Pass: 5-7-49 Rush: 1-5
11/3/13 at HOU	24-19	6:09	IND 48	5-52/2:09	9 yd. pass to T. Hilton	4:00	27-24	Pass: 4-6-52
1/4/14 vs. KC	24-12	10:32	IND 33	2-67/0:46	58 yd. pass to T. Hilton	9:46	45-44	Pass: 2-2-67
	44-38	5:36	IND 20	4-80/1:15	64 yd. pass to T. Hilton	4:21		Pass: 2-3-75, TD Rush: 1-5
	41-31	14:40	IND 10	12-90/4:02	A. Luck 5 yd. fumble rec.	10:38		Pass: 5-6-59 Rush: 1-12
12/7/14 at CLE	24-19	3:46	IND 10	11-90/3:14	1 yd. pass to T. Hilton	0:32	25-24	Pass: 4-7-48, TD
9/27/15 at TEN	27-21	5:59	TEN 11	1-11/0:06	11 yd. pass to D. Moncrief	5:53	35-33	Pass: 1-1-11, TD
11/8/15 vs. DEN	27-14	12:20	IND 2	12-98/5:31	35 yd. pass to P. Dorsett	6:49	27-24	Pass: 8-10-110, TD
	24-24	8:49	IND 30	7-33/2:41	A. Vinatieri 55 yd. FG	6:13		Pass: 3-5-38
	17-17	4:57-3Q	IND 20	12-80/5:52	8 yd. pass to A. Bradshaw	14:05		Pass: 5-7-64, TD Rush: 1-4
9/25/16 vs. SD	22-20	2:29	IND 17	6-83/1:12	63 yd. pass to T. Hilton	1:17	26-22	Pass: 4-6-83, TD
10/9/16 vs. CHI	23-19	7:04	IND 18	6-82/3:21	35 yd. pass to T. Hilton	3:43	29-23	Pass: 5-5-74, TD
10/23/16 at TEN	23-20	6:02	IND 30	12-70/4:07	7 yd. pass to J. Doyle	1:55	34-26	Pass: 5-7-60, TD Rush: 1-9

**Bold** indicates game-winning drive

*Italics* indicates comeback drive

## LUCK FINDING THE END ZONE

Andrew Luck led the NFL with 40 passing touchdowns in 2014, which is the second-most passing touchdowns in a single season in Colts history.

### MOST PASSING TOUCHDOWNS, SINGLE SEASON, COLTS HISTORY

Player	Year	Passing TDs
Peyton Manning	2004	49
<b>Andrew Luck</b>	<b>2014</b>	<b>40</b>
Peyton Manning	2000	33
Peyton Manning	2009	33
Peyton Manning	2010	33

Luck also ranked third in passing yards and sixth in completions.

### MOST PASSING YARDS, NFL, 2014

Player	Team	Pass Yds.
Drew Brees	NO	4,952
Ben Roethlisberger	PIT	4,952
<b>Andrew Luck</b>	<b>IND</b>	<b>4,761</b>

### MOST COMPLETIONS, NFL, 2014

Player	Team	Completions
Drew Brees	NO	456
Matt Ryan	ATL	415
Ben Roethlisberger	PIT	408
Peyton Manning	DEN	395
Ryan Tannehill	MIA	392
<b>Andrew Luck</b>	<b>IND</b>	<b>380</b>

## LUCK'S CAREER BEST GAMES

### COMPLETIONS

35, at Denver (9/7/14)  
32, vs. Baltimore (10/5/14)  
31, three times,  
last: vs. Detroit (9/11/16)

### PASSING YARDS

433, vs. Miami (11/4/12)  
400, at Pittsburgh (10/26/14)  
393, vs. Tennessee (9/28/14)

### PASSING TOUCHDOWNS

5, vs. Washington (11/30/14)  
4, seven times,  
last: at New York Jets (12/5/16)

### COMPLETION PERCENTAGE

79.5, at Jacksonville (9/21/14)  
78.6, at New York Jets (12/5/16)  
78.3, vs. Oakland (9/8/13)

### PASSER RATING

147.6, at New York Jets (12/5/16)  
140.4, at Jacksonville (9/21/14)  
137.0, vs. Washington (11/30/14)

### RUSHING TOUCHDOWNS

2, at Jacksonville (11/8/12)  
2, vs. Cleveland (10/21/12)  
1, nine times,  
last: at Houston (10/16/16)

## KICKER ADAM VINATIERI

### 6-0 - 206 POUNDS - SOUTH DAKOTA STATE 21ST NFL SEASON

- Three-time Pro Bowl selection in 2002, 2004 and 2014.
- Only kicker in NFL history to record successful field goals in four Super Bowls (XXXVI, XXXVIII, XXXIX and XLI) and is the only kicker in league history to have played in five.
- Has converted 528-of-626 career field goals for an 84.3 percent-age, which ranks 13th all-time. His 526 made field goals rank third in league history.
- Has totaled 2,367 career points (including one two-point conver-sion), which ranks third in league history and first among active players. Is the only player in NFL history to tally 1,000 points with two different teams (New England and Indianapolis).
- His 219 career wins (regular season and postseason) are the most in NFL history, while his 200 career regular season wins rank third.
- Owns the league record for the most consecutive field goals made (44), which he set from 2015-16.
- Has been named AFC Special Teams Player of the Week 16 times (NFL record) and AFC Special Teams Player of the Month five times (tied for the NFL record).

### AT THE BUZZER...

Below is a look at the 26 victories in which Adam Vinatieri has kicked game-winning field goals in the final minute of the fourth quarter or over-time.

Opponent	Date	Yards	Time	Score
vs. Jacksonville	9/22/96	40	12:24	28-25 OT
vs. NY Jets	9/14/97	34	06:57	27-24 OT
at New Orleans	10/4/98	27	00:03	30-27
vs. San Francisco	12/20/98	35	00:03	24-21
at NY Jets	9/12/99	23	00:03	30-28
vs. Indianapolis	9/19/99	26	00:35	31-28
vs. Cincinnati	11/19/00	22	00:03	16-13
at Buffalo	12/17/00	24	00:19	13-10 OT
vs. San Diego	10/14/01	44	10:55	29-26 OT
at Buffalo	12/16/01	23	09:15	12-9 OT
vs. Oakland	1/19/02	23	06:31	16-13 OT
vs. St. Louis	2/3/02	48	00:00	20-17+
vs. Kansas City	9/22/02	35	10:20	41-38 OT
vs. Miami	12/29/02	35	12:57	27-24 OT
at Houston	11/23/03	28	00:40	23-20 OT
vs. Carolina	2/1/04	41	00:04	32-29#
at Pittsburgh	9/25/05	43	00:01	23-20
vs. Atlanta	10/ 9/05	29	00:17	31-28
at Denver	10/29/06	37	00:02	34-31
vs. Kansas City	11/18/07	24	00:03	13-10
at Minnesota	9/14/08	47	00:03	18-15
at San Diego	11/23/08	51	00:00	23-20
vs. Tennessee	1/2/11	43	00:00	23-20
vs. Minnesota	9/16/12	53	00:08	23-20
vs. Jacksonville	10/4/15	27	04:36	16-13 OT
at Atlanta	11/22/15	43	00:52	24-21

\*All FGs 1996-2005 came while with New England  
+Super Bowl XXXVI #Super Bowl XXXVIII

### 1,000 CLUB

Vinatieri became the first player in NFL history to record 1,000 points with two different teams (New England and Indianapolis). Vinatieri notched 1,158 points during his time with New England (1996-2005) and has registered 1,209 points in 11 seasons with the Colts. Kicker Morten Andersen is the only other NFL player to record 800-or-more points with two different teams.

## AMONG THE BEST

Adam Vinatieri holds an 84.3 career field goal percentage having converted 528-of-626 kicks. His career field goal percentage currently ranks 13th all-time in NFL history.

### HIGHEST REGULAR SEASON FG % IN NFL HISTORY, MINIMUM 100 FGM

Pct.	Name	FGM	FGA
89.6	*Justin Tucker	163	182
89.4	*Dan Bailey	169	189
87.3	*Steven Hauschka	186	213
87.2	*Stephen Gostkowski	299	343
86.5	Mike Vanderjagt	230	266
86.2	Nate Kaeding	181	210
85.7	*Matt Bryant	329	384
85.7	Rob Bironas	239	279
85.6	*Robbie Gould	280	327
85.5	Shayne Graham	277	324
84.5	*Phil Dawson	404	478
84.5	*Dan Carpenter	234	277
<b>84.3</b>	<b>*Adam Vinatieri</b>	<b>528</b>	<b>626</b>

\*Active

## MR. CONSISTENT

At 43 years old, Adam Vinatieri has set a new NFL record and franchise record for the most consecutive field goals converted with 44.

### MOST CONSECUTIVE FIELD GOALS MADE, NFL HISTORY

Player	FG Made	Dates
Adam Vinatieri	<b>44</b>	<b>2015-16</b>
Mike Vanderjagt	42	2002-04
Gary Anderson	40	1997 (SF) - 1998 (MIN)

## HITTING THE CENTURY MARK

In Week 14 vs. Houston (12/11), Vinatieri converted 1-of-2 field goals and two PATs for five points to eclipse 100 points in a season for the 19th time in his career and extend his NFL record.

### MOST 100-POINT SEASONS, NFL HISTORY

Player	Years	100-pt. Seasons
Adam Vinatieri	<b>1996-2016</b>	<b>19</b>
Jason Elam	1993-2008	16
Morten Andersen	1985-2003	14
Gary Anderson	1983-2003	14

## VINATIERI'S CAREER BEST GAMES

### FIELD GOALS MADE

5, four times,  
last: vs. Chicago (10/9/16)

### FIELD GOAL ATTEMPTS

6, vs. Jacksonville (9/22/96)  
5, eight times,  
last: vs. Chicago (10/9/16)

### PATS MADE

7, vs. Washington (11/30/14)  
6, five times,  
last: at Baltimore (12/9/07)

### PATS ATTEMPTED

7, vs. Washington (11/30/14)  
6, five times,  
last: at Baltimore (12/9/07)

### LONGEST FIELD GOAL

57, at Chicago (11/10/02)  
55, two times, last: vs. Denver (11/8/15)  
54, three times, last: vs. Chicago (10/9/16)

## VINATIERI VS. THE NFL

Opponents	Home (With Patriots) FG-FGA	Home (With Colts) FG-FGA	Home (Total) FG-FGA	Road FG-FGA	Total FG-FGA
Buffalo	18-28	3-3	21-31	11-20	32-51
Miami	20-23	7-10	27-33	15-17	42-50
New England	0-0	5-6	5-6	4-7	9-13
New York Jets	16-17	1-2	17-19	23-25	40-44
Baltimore	5-5	3-3	8-8	4-4	12-12
Cincinnati	3-3	7-7	10-10	2-4	12-14
Cleveland	5-8	5-5	10-13	6-8	16-21
Pittsburgh	3-3	2-3	5-6	12-13	17-18
Houston	0-0	21-23	21-23	19-24	40-47
Indianapolis	14-15	0-0	14-15	11-11	25-26
Jacksonville	7-8	13-15	20-23	23-25	43-48
Tennessee	3-5	22-23	25-28	18-22	42-48
Denver	2-3	6-6	8-9	18-21	26-30
Kansas City	9-10	7-9	16-19	8-11	24-30
Oakland	1-1	0-0	1-1	5-6	6-7
San Diego	6-8	2-2	8-10	7-10	15-20
Dallas	4-4	0-0	4-4	2-2	6-6
New York Giants	4-5	1-1	5-6	9-9	14-15
Philadelphia	0-0	3-3	3-3	5-6	8-9
Washington	3-4	3-3	6-7	3-6	9-13
Chicago	1-1	7-7	8-8	5-6	13-14
Detroit	0-0	3-3	3-3	5-5	8-8
Green Bay	2-2	3-4	5-6	1-2	6-8
Minnesota	1-2	3-3	4-5	5-6	9-11
Atlanta	1-1	0-0	1-1	4-4	5-5
Carolina	0-0	2-2	2-2	7-7	9-9
New Orleans	1-2	2-2	3-4	3-3	6-7
Tampa Bay	1-2	6-6	7-8	1-2	8-10
Arizona	1-2	0-0	1-2	5-6	6-8
St. Louis	1-1	0-0	1-1	8-8	9-9
San Francisco	1-2	0-0	1-2	2-3	3-5
Seattle	3-3	4-4	7-7	0-0	7-7
<b>Totals</b>	<b>136-168</b>	<b>141-155</b>	<b>277-323</b>	<b>251-303</b>	<b>528-626</b>
<b>Percentage</b>	<b>81.0</b>	<b>91.0</b>	<b>85.8</b>	<b>82.8</b>	<b>84.3</b>

Opponents	1-19	20-29	30-39	40-49	50+	Totals	Pct.
Home (w/ Patriots)	3-3	53-54	39-47	36-56	5-8	136-168	81.0
Home (w/ Colts)	3-3	36-37	46-48	41-45	15-22	141-155	91.0
Away	4-4	86-90	75-93	72-91	14-25	251-303	82.8
<b>Totals</b>	<b>10-10</b>	<b>175-181</b>	<b>160-188</b>	<b>149-192</b>	<b>34-55</b>	<b>528-626</b>	<b>84.3</b>

## WIDE RECEIVER T.Y. HILTON

### 5-9 - 180 POUNDS - FLORIDA INTERNATIONAL 5TH NFL SEASON

- For his career, he has 364 receptions for 5,661 yards and 30 touchdowns.
- Named to consecutive Pro Bowls in 2014 and 2015.
- Has recorded four consecutive 1,000-yard seasons from 2013-16.
- Became the first player in Colts history to score on a punt return and catch a pass for a touchdown when he accomplished the feat against Buffalo on November 26, 2012. He was named AFC Special Teams Player of the Week for his performance.
- Set the franchise record for the most receiving yards (1,944) and 100-yard games (10) and ranks second for the most receptions (132) in a Colts player's first two seasons with the team.
- Established a Colts rookie record with five 100-yard receiving games in 2012 and finished with the second-most receiving yards (861) by a rookie in franchise history.

### HILTON THROUGH FOUR

From 2012-15, Hilton amassed 4,413 receiving yards, which are the most among any player selected in the third round or later of the NFL Draft and the seventh-most in league history among players in their first four seasons.

#### MOST RECEIVING YARDS IN NFL HISTORY, FIRST FOUR SEASONS

Player	Years	Rd. Drafted	Yards
Randy Moss (MIN)	1998-2001	1-21	5,396
Torry Holt (STL)	1999-2002	1-6	5,088
Jerry Rice (SF)	1985-1988	1-16	4,881
A.J. Green (CIN)	2011-2014	1-4	4,874
Anquan Boldin (ARZ)	2003-2006	2-54	4,605
Larry Fitzgerald (ARZ)	2004-2007	1-3	4,544
<b>T.Y. Hilton (IND)</b>	<b>2012-2015</b>	<b>3-92</b>	<b>4,413</b>

### HILTON TOPS 1,000 AGAIN

Hilton has topped the 1,000-yard receiving mark in each of the last four seasons (2013-16). He is only the third player in franchise history to post four or more career 1,000-yard receiving seasons, joining Marvin Harrison and Reggie Wayne, who have each recorded eight such seasons.

#### MOST 1,000-YARD RECEIVING SEASONS, COLTS HISTORY

Player	Years	Seasons
Marvin Harrison	1996-2008	8
Reggie Wayne	2001-2014	8
<b>T.Y. Hilton</b>	<b>2012-2016</b>	<b>4</b>

### LEADER AMONG YARDS PER CATCH

Since 2014, Hilton has caught 232 passes for 3,717 yards and 18 touchdowns. His 16.0 average per catch is the best in the league over that period among players with at least 150 receptions.

#### HIGHEST RECEIVING AVERAGE, SINCE 2014, MIN. 150 RECEPTIONS

Player	Rec.	Avg.
<b>T.Y. Hilton (IND)</b>	<b>232</b>	<b>16.0</b>
Kenny Britt (LA)	151	16.0
Rob Gronkowski (NE)	179	15.9
Julio Jones (ATL)	312	15.1
Mike Evans (TB)	226	15.1

## 100-YARD GAMES

Hilton has recorded 23 100-yard games in his first five NFL seasons. He had a single-season career-high six 100-yard receiving games in 2014 after becoming just the sixth player in NFL history to register 10 100-yard receiving games in the first two seasons of a career.

Date	Opponent	Rec.	Yds.	TD
12/11/16	HOU	9	115	1
12/5/16	at NYJ	9	146	0
10/23/16	TEN	7	133	1
10/9/16	CHI	10	171	1
9/25/16	SD	8	174	1
12/13/15	at JAX	4	132	0
10/25/15	NO	4	150	2
10/9/14	at HOU	9	*223	1
12/29/13	JAX	*11	155	0
10/26/14	at Pit	6	155	1
12/7/14	at CLE	10	150	2
10/6/13	SEA	5	140	2
11/10/13	STL	7	130	0
9/15/13	MIA	6	124	0
11/23/14	JAX	4	122	1
11/3/13	at HOU	7	121	*3
9/23/12	JAX	4	113	1
12/30/12	HOU	4	111	1
10/19/14	CIN	7	107	0
9/28/14	TEN	6	105	0
11/4/12	MIA	6	102	1
11/18/12	at NE	6	100	2
12/2/12	at DET	6	100	0

\*Career-high

From 2012-16, Hilton has registered 23 100-yard receiving games which is the ninth-most in a player's first five seasons in NFL history.

#### 100-YARD RECEIVING GAMES IN A PLAYER'S FIRST FIVE SEASONS, NFL HISTORY

Player	Years	Games
Randy Moss (MIN)	1998-2002	30
Julio Jones (ATL)	2011-2015	28
Lance Alworth (SD)	1963-1966	27
Charley Hennigan (HOU)	1960-1964	27
Torry Holt (STL)	1999-2003	27
Jerry Rice (SF)	1985-1989	25
Demaryius Thomas (DEN)	2011-2014	25
A.J. Green (CIN)	2011-2015	24
<b>T.Y. Hilton (IND)</b>	<b>2012-2016</b>	<b>23</b>
Anquan Boldin (ARZ)	2003-2007	21
Marvin Harrison (IND)	1996-2000	21
Calvin Johnson (DET)	2007-2011	21

### HILTON'S CAREER BEST GAMES

#### RECEPTIONS

11, vs. Jacksonville (12/29/13)  
10, two times,  
last: vs. Chicago (10/9/16)  
9, four times,  
last: vs. Houston (12/11/16)

#### RECEIVING YARDS

223, at Houston (10/9/14)  
174, vs. San Diego (9/25/16)  
171, vs. Chicago (10/9/16)  
155, two times,  
last: at Pittsburgh (10/26/14)

#### RECEIVING TOUCHDOWNS

3, at Houston (11/3/13)  
2, five times, last: vs. Tampa Bay (11/29/15)



## RUNNING BACK FRANK GORE 5-9 - 217 POUNDS - MIAMI (FL) 12TH NFL SEASON

- His career totals include 2,936 carries for 12,931 yards and 74 touchdowns. He also has 411 receptions for 3,401 yards and 16 touchdowns.
- Joins Walter Payton, Emmitt Smith, Curtis Martin and LaDainian Tomlinson as the only players in NFL history with 12,500-plus career rushing yards and 400-plus catches.
- Is one of only 15 players in NFL history to reach 12,000 career rushing yards.
- Is the San Francisco 49ers all-time leader in rushing yards (11,073), attempts (2,442) and touchdowns (64) and ranks second in yards from scrimmage (13,956), trailing only Pro Football Hall of Fame wide receiver Jerry Rice (19,872).
- Has been selected to five Pro Bowls (2006, 2009, 2011, 2012 and 2013).
- Is one of only 11 players in NFL history to have at least eight 1,000-yard rushing seasons.
- Currently ranks first in consecutive games played (94) and consecutive starts (90) among active running backs in the NFL.

### Gore Ahead of the Pack

Gore's 12,931 rushing yards since his rookie season in 2005 rank as the most in the NFL during that time span.

#### MOST RUSHING YARDS, SINCE 2005

Player	Years	Rush Yds
<b>Frank Gore</b>	<b>2005-2016</b>	<b>12,931</b>
Adrian Peterson	2007-2016	11,747
Steven Jackson	2005-2015	10,765
Chris Johnson	2008-2016	9,537
Matt Forte	2008-2016	9,415
Marshawn Lynch	2007-2015	9,112
LeSean McCoy	2009-2016	8,816
Maurice Jones-Drew	2006-2014	8,167
DeAngelo Williams	2006-2016	8,029
LaDainian Tomlinson	2005-2011	7,785

## GORE CAREER HONORS

### 2013 SEASON

2013 Pro Bowl

### 2012 SEASON

2012 Pro Bowl

### 2011 SEASON

2011 Pro Bowl

Week 6 - FedEx Ground NFL Player of the Week

### 2009 SEASON

2009 Pro Bowl

Week 14 - NFC Offensive Player of the Week

Week 2 - NFC Offensive Player of the Week and FedEx Ground NFL Player of the Week

### 2007 SEASON

Week 12 - NFC Offensive Player of the Week

### 2006 SEASON

2006 Pro Bowl

Ed Block Courage Award

Week 11 - NFC Offensive Player of the Week

Week 5 - NFC Offensive Player of the Week

### TOTALS

Pro Bowl - 5

NFC Offensive Player of the Week - 5

FedEx Ground NFL Player of the Week - 2

### GORE'S CAREER BEST GAMES

#### CARRIES

31, at Denver (12/31/06)

31, vs. Cleveland (10/30/11)

29, four times,

last: vs. Denver (10/31/10)

#### RUSHING YARDS

212, vs. Seattle (11/19/06)

207, vs. Seattle (9/20/09)

167, vs. Arizona (12/14/09)

#### RUSHING TOUCHDOWNS

2, 13 times, last: at Green Bay (11/6/16)

## NFL ALL-TIME RUSHING LIST

Rank	Player	Seasons	Games	Attempts	Yards	Average	TD
1.	Emmitt Smith	1990-2004(15)	226	4,409	18,355	4.16	164
2.	Walter Payton	1975-1987(13)	190	3,838	16,726	4.36	110
3.	Barry Sanders	1989-1998(10)	153	3,062	15,269	4.99	99
4.	Curtis Martin	1995-2005(11)	168	3,518	14,101	4.01	90
5.	LaDainian Tomlinson	2001-2011(11)	170	3,174	13,684	4.31	145
6.	Jerome Bettis	1993-2005(13)	192	3,479	13,662	3.93	91
7.	Eric Dickerson	1983-1993(11)	146	2,996	13,259	4.43	90
8.	<b>Frank Gore</b>	<b>2005-2016(12)</b>	<b>178</b>	<b>2,936</b>	<b>12,931</b>	<b>4.40</b>	<b>74</b>
9.	Tony Dorsett	1977-1988(12)	173	2,936	12,739	4.34	77
10.	Jim Brown	1957-1965(9)	118	2,359	12,312	5.22	106
11.	Marshall Faulk	1994-2005(12)	176	2,836	12,279	4.33	100
12.	Edgerrin James	1999-2009(11)	148	3,028	12,246	4.04	80
13.	Marcus Allen	1982-1997(16)	222	3,022	12,243	4.05	123
14.	Franco Harris	1972-1984(13)	173	2,949	12,120	4.11	91
15.	Thurman Thomas	1988-2000(13)	182	2,877	12,074	4.20	65
16.	Adrian Peterson	2007-2016(10)	123	2,418	11,747	4.86	97
17.	Fred Taylor	1998-2010(13)	153	2,534	11,695	4.62	66
18.	Steven Jackson	2004-2015(12)	160	2,764	11,438	4.14	69
19.	John Riggins	1971-1985(14)	175	2,916	11,352	3.89	104
20.	Corey Dillon	1997-2006(10)	150	2,618	11,241	4.29	82

## CORNERBACK VONTAE DAVIS 5-11 - 207 POUNDS - ILLINOIS 8TH NFL SEASON

- Named to consecutive Pro Bowls in 2014 and 2015.
- Since entering the NFL in 2009, he ranks ninth in interceptions and tied for 10th in passes defended among active players.
- Established a career-high and led the Colts with 18 passes defended in 2014 and did not allow a single touchdown in coverage all season.
- Has registered the 10th-most passes defended (40) since 2014.

### AMONG THE BEST

Davis was selected by the Miami Dolphins in the first round (25th overall) of the 2009 NFL Draft out of Illinois.

Since entering the league in 2009, Davis ranks ninth in interceptions and tied for 10th in passes defended among active players.

#### MOST INTERCEPTIONS AMONG ACTIVE PLAYERS, SINCE 2009

Rank	Player	INTs
1.	Richard Sherman	30
2.	Aqib Talib	29
3.	Brent Grimes	28
4.	Reggie Nelson	27
5.	Tramon Williams	24
6t.	Jairus Byrd	23
6t.	Dominique Rodgers-Cromartie	23
6t.	Earl Thomas	23
9.	<b>Vontae Davis</b>	<b>22</b>
10t.	DeAngelo Hall	21
10t.	Johnathan Joseph	21
10t.	Terence Newman	21
10t.	Glover Quin	21
10t.	Eric Weddle	21

#### MOST PASSES DEFENSED AMONG ACTIVE PLAYERS, SINCE 2009

Rank	Player	PDs
1.	Dominique Rodgers-Cromartie	120
2.	Brent Grimes	112
3.	Johnathan Joseph	111
4.	Tramon Williams	110
5.	Darrelle Revis	103
6t.	Brandon Carr	102
6t.	Aqib Talib	102
8.	Joe Haden	100
9.	Brandon Flowers	96
10t.	<b>Vontae Davis</b>	<b>91</b>
10t.	Terence Newman	91
10t.	Sean Smith	91

### KNACK FOR THE BALL

Davis registered a career-high 18 passes defended in 2014, which tied for third-best in the NFL.

#### MOST PASSES DEFENSED, 2014 SEASON

Player	Team	Passes Defended
Bradley Fletcher	PHI	22
Joe Haden	CLE	20
<b>Vontae Davis</b>	<b>IND</b>	<b>18</b>
Xavier Rhodes	MIN	18
Buster Skrine	CLE	18

### LOCKDOWN

Since 2014, Davis has the 10th-most passes defended (40) in the NFL.

#### MOST PASSES DEFENSED, SINCE 2014

Player	Team	PDs
David Amerson	OAK	49
Brent Grimes	TB	45
Robert Alford	ATL	43
Marcus Peters	KC	43
Darius Slay	DET	43
Johnathan Joseph	HOU	42
Josh Norman	WAS	42
Dominique Rodgers-Cromartie	NYG	42
Aqib Talib	DEN	41
<b>Vontae Davis</b>	<b>IND</b>	<b>40</b>

### BALLHAWKING CORNER

Since 2014, Davis is tied for the 12th-most interceptions in the NFL.

Additionally, fellow defensive back Mike Adams is tied for the fifth-most interceptions over that time frame.

#### MOST INTERCEPTIONS, SINCE 2014

Rank	Player	INTs
1.	Reggie Nelson	16
2t.	Kurt Coleman	13
2t.	Marcus Peters	13
2t.	Glover Quin	13
5t.	<b>Mike Adams</b>	<b>12</b>
5t.	Brent Grimes	12
7t.	Stephon Gilmore	11
7t.	Trumaine Johnson	11
9t.	Casey Hayward	10
9t.	Richard Sherman	10
9t.	Aqib Talib	10
12t.	<b>Vontae Davis</b>	<b>9</b>
12t.	Perrish Cox	9
12t.	Quintin Demps	9
12t.	Tashaun Gipson	9
12t.	Rashad Johnson	9
12t.	Reshad Jones	9
12t.	Marcus Williams	9
12t.	Charles Woodson	9

#### DAVIS' CAREER BEST GAMES

##### PASSES DEFENSED

4, vs. CIN (10/19/14)  
3, vs. HOU (12/30/12)  
2, 25 times,  
last: at HOU (10/16/16)

##### INTERCEPTIONS

2, two times, last: vs. HOU (12/30/12)  
1, 18 times, last: at HOU (10/16/16)

##### FORCED FUMBLES

1, three times, last: at TEN (12/28/14)

##### FUMBLE RECOVERIES

1, at TEN (12/28/14)

# COLTS UNOFFICIAL DEPTH CHART



Underlined = Rookie in 2016

## BASE OFFENSE

WR	10	Donte Moncrief	80	Chester Rogers		
LT	74	Anthony Castonzo	62	Le'Raven Clark		
LG	72	Jonotthan Harrison				
C	78	Ryan Kelly	63	Austin Blythe		
RG	71	Denzelle Good				
RT	73	Joe Haeg	76	Joe Reitz	67	Jeremy Vujnovich
TE	83	Dwayne Allen	86	Erik Swoope		
WR	13	T.Y. Hilton	15	Phillip Dorsett	81	Devin Street
QB	12	Andrew Luck	16	Scott Tolzien		
TE	84	Jack Doyle				
RB	23	Frank Gore	33	Robert Turbin	28	Jordan Todman
					34	Josh Ferguson

## BASE DEFENSE

DE	<u>91</u>	<u>Hassan Ridgeway</u>	96	Henry Anderson		
NT	54	David Parry	99	T.Y. McGill		
DT	94	Zach Kerr	65	Kristjan Sokoli		
SLB	93	Erik Walden	48	Deiontrez Mount		
Mike	<u>44</u>	<u>Antonio Morrison</u>	<u>46</u>	<u>Luke Rhodes</u>		
Will	53	Edwin Jackson	57	Josh McNary	<u>50</u>	<u>Deon King</u>
Rush	98	Robert Mathis	58	Trent Cole	56	Akeem Ayers
					43	Chris Carter
LCB	30	Rashaan Melvin	20	Darius Butler	35	Darryl Morris
SS	29	Mike Adams	<u>41</u>	<u>Matthias Farley</u>		
FS	<u>32</u>	<u>T.J. Green</u>	31	Duke Williams		
RCB	21	Vontae Davis	<u>40</u>	<u>Christopher Milton</u>	38	Charles James II

## SPECIALISTS

P	1	Pat McAfee			
PK	4	Adam Vinatieri			
H	1	Pat McAfee			
LS	45	Matt Overton			
KR	28	Jordan Todman	<u>34</u>	<u>Josh Ferguson</u>	
PR	<u>80</u>	<u>Chester Rogers</u>			

### Colts Pronunciations

WR - Donte Moncrief (MON-creef)  
 G - Joe Reitz (RIGHTS)  
 DE - Kristjan Sokoli (christian so-KO-lee)  
 K - Adam Vinatieri (vin-uh-TARE-ee)  
 T - Jeremy Vujnovich (VIEW-nuh-vitch)

# COLTS PLAYERS BY POSITION

## QUARTERBACKS (2)

No	Name	Pos	HT	WT	Exp	College
12	Andrew Luck	QB	6-4	240	5	Stanford
16	Scott Tolzien	QB	6-2	213	6	Wisconsin

## RUNNING BACKS (4)

No	Name	Pos	HT	WT	Exp	College
23	Frank Gore	RB	5-9	217	12	Miami (FL)
28	Jordan Todman	RB	5-10	200	4	Connecticut
33	Robert Turbin	RB	5-10	225	5	Utah State
34	Josh Ferguson	RB	5-10	200	R	Illinois

## WIDE RECEIVERS (5)

No	Name	Pos	HT	WT	Exp	College
10	Donte Moncrief	WR	6-2	222	3	Mississippi
13	T.Y. Hilton	WR	5-9	180	5	Florida International
15	Phillip Dorsett	WR	5-10	185	2	Miami (FL)
80	Chester Rogers	WR	6-1	180	R	Grambling State
81	Devin Street	WR	6-3	200	3	Pittsburgh

## TIGHT ENDS (3)

No	Name	Pos	HT	WT	Exp	College
83	Dwayne Allen	TE	6-3	265	5	Clemson
84	Jack Doyle	TE	6-6	267	4	Western Kentucky
86	Erik Swoope	TE	6-5	257	1	Miami (FL)

## OFFENSIVE LINE (9)

No	Name	Pos	HT	WT	Exp	College
62	Le'Raven Clark	T	6-5	319	R	Texas Tech
63	Austin Blythe	C	6-3	298	R	Iowa
67	Jeremy Vujnovich	T	6-5	300	1	Louisiana College
71	Denzelle Good	T/G	6-5	355	2	Mars Hill
72	Jonotthan Harrison	C	6-4	300	3	Florida
73	Joe Haeg	T	6-6	304	R	North Dakota State
74	Anthony Castonzo	T	6-7	311	6	Boston College
76	Joe Reitz	T/G	6-7	325	6	Western Michigan
78	Ryan Kelly	C	6-4	313	R	Alabama

## DEFENSIVE LINE (6)

No	Name	Pos	HT	WT	Exp	College
54	David Parry	DT	6-2	310	2	Stanford
65	Kristjan Sokoli	DE	6-5	300	2	Buffalo
91	Hassan Ridgeway	DT	6-3	317	R	Texas
94	Zach Kerr	NT	6-2	334	3	Delaware
96	Henry Anderson	DT	6-6	300	2	Stanford
99	T.Y. McGill	DT	6-0	310	2	North Carolina State

## LINEBACKERS (11)

No	Name	Pos	HT	WT	Exp	College
43	Chris Carter	OLB	6-1	245	6	Fresno State
44	Antonio Morrison	ILB	6-1	235	R	Florida
46	Luke Rhodes	ILB	6-2	242	R	William & Mary
48	Deiontrez Mount	OLB	6-5	249	2	Louisville
50	Deon King	ILB	6-1	230	R	Norfolk State
53	Edwin Jackson	ILB	6-0	230	1	Georgia Southern
56	Akeem Ayers	OLB	6-3	255	6	UCLA
57	Josh McNary	ILB	6-0	251	3	Army
58	Trent Cole	OLB	6-3	270	12	Cincinnati
93	Erik Walden	OLB	6-2	250	9	Middle Tennessee St.
98	Robert Mathis	OLB	6-2	245	14	Alabama A&M

## DEFENSIVE BACKS (10)

No	Name	Pos	HT	WT	Exp	College
20	Darius Butler	CB	5-10	188	8	Connecticut
21	Vontae Davis	CB	5-11	207	8	Illinois
29	Mike Adams	S	5-11	205	13	Delaware
30	Rashaan Melvin	CB	6-2	193	4	Northern Illinois
31	Duke Williams	S	5-11	201	4	Nevada
32	T.J. Green	S	6-3	205	R	Clemson
35	Darryl Morris	CB	5-10	188	4	Texas State
38	Charles James II	CB	5-9	185	3	Charleston Southern
40	Christopher Milton	CB	5-11	190	R	Georgia Tech
41	Matthias Farley	S	5-11	210	R	Notre Dame

## SPECIALISTS (3)

No	Name	Pos	HT	WT	Exp	College
1	Pat McAfee	P	6-1	233	8	West Virginia
4	Adam Vinatieri	K	6-0	206	21	South Dakota State
45	Matt Overton	LS	6-1	243	5	Western Washington





YEAR	DRAFTEES	FREE AGENTS	TRADES/WAIVERS
2003	Robert Mathis (5)		
2006		Adam Vinatieri (UFA-NE)	
2009	Pat McAfee (7)		
2010		Joe Reitz	
2011	Anthony Castonzo (1)		
2012	Andrew Luck (1) Dwayne Allen (3) T.Y. Hilton (3)	Darius Butler Matt Overton	Vontae Davis (T-MIA)
2013	*Hugh Thornton (3)	Josh McNary Erik Walden (UFA-GB)	Jack Doyle (W-TEN)
2014	*Jack Mewhort (2) Donte Moncrief (3)	Mike Adams Jonotthan Harrison #D'Qwell Jackson *Arthur Jones Zach Kerr Erik Swoope	
2015	Phillip Dorsett (1) Henry Anderson (3) *Clayton Geathers (4) David Parry (5) Denzelle Good (7)	*Quan Bray Trent Cole Frank Gore (UFA-SF) Edwin Jackson ^Stephen Morris	T.Y. McGill (W-SEA)
2016	Ryan Kelly (1) T.J. Green (2) Le'Raven Clark (3) Hassan Ridgeway (4) Antonio Morrison (4) Joe Haeg (5) Austin Blythe (7)	Akeem Ayers ^Pierce Burton *Isiah Cage Chris Carter Josh Ferguson Charles James II ^Marcus Leak *Curt Maggitt ^Stefan McClure Rashaan Melvin *Mike Miller Christoper Milton ^Tevin Mitchel Darryl Morris Deiontrez Mount ^Kitt O'Brien ^Adam Redmond Luke Rhodes *Patrick Robinson (UFA-SD) Chester Rogers ^Tevaun Smith Kristjan Sokoli Devin Street Scott Tolzien (UFA-GB) Jordan Todman (UFA-PIT) Robert Turbin (UFA-DAL) Jeremy Vujnovich Duke Williams %Frankie Williams *Andrew Williamson	Matthias Farley (W-ARZ) Deon King (W-SD)

^ Practice Squad

\* Injured Reserve

# Reserve/Suspended

% Reserve/Non-Football Injury

= Physically Unable to Perform

< Non-Football Injury

# COLTS ALPHABETICAL ROSTER

NO	NAME	POS	HT	WT	DOB	AGE	EXP	COLLEGE	HOMETOWN	HOW ACQ.	GP/GS/DNP/IA
29	Adams, Mike	S	5-11	205	3/24/1981	35	13	Delaware	Paterson, NJ	FA-14	13/13/0/1
83	Allen, Dwayne	TE	6-3	265	2/24/1990	26	5	Clemson	Fayetteville, NC	D3-12	12/12/0/2
96	Anderson, Henry	DT	6-6	300	8/3/1991	25	2	Stanford	Atlanta, GA	D3-15	9/0/0/5
56	Ayers, Akeem	OLB	6-3	255	7/10/1989	27	6	UCLA	Los Angeles, CA	FA-16	14/0/0/0
63	Blythe, Austin	C	6-3	298	6/16/1992	24	R	Iowa	Williamsburg, IA	D7-16	8/1/0/6
20	Butler, Darius	CB	5-10	188	3/18/1986	30	8	Connecticut	Tamarac, FL	FA-12	11/6/0/3
43	Carter, Chris	OLB	6-1	245	4/6/1989	27	6	Fresno State	Fontana, CA	FA-16	13/0/0/1
74	Castonzo, Anthony	T	6-7	311	8/9/1988	28	6	Boston College	Hawthorn Woods, IL	D1-11	14/14/0/0
62	Clark, Le'Raven	T	6-5	319	4/22/1993	23	R	Texas Tech	Rockdale, TX	D3-16	6/1/0/8
58	Cole, Trent	OLB	6-3	270	10/5/1982	34	12	Cincinnati	Xenia, OH	FA-15	5/3/0/1
21	Davis, Vontae	CB	5-11	207	5/27/1988	28	8	Illinois	Washington, DC	T-12 (MIA)	12/12/0/2
15	Dorsett, Phillip	WR	5-10	185	1/5/1993	23	2	Miami (FL)	Ft. Lauderdale, FL	D1-15	13/6/0/1
84	Doyle, Jack	TE	6-6	267	5/5/1990	26	4	Western Kentucky	Indianapolis, IN	W-13 (TEN)	14/12/0/0
41	Farley, Matthias	S	5-11	210	7/15/1992	24	R	Notre Dame	Charlotte, NC	W-16 (ARZ)	14/0/0/0
34	Ferguson, Josh	RB	5-10	200	5/23/1993	23	R	Illinois	Naperville, IL	FA-16	14/0/0/0
71	Good, Denzelle	T/G	6-5	355	3/8/1991	25	2	Mars Hill	Gaffney, SC	D7-15	10/10/0/4
23	Gore, Frank	RB	5-9	217	5/14/1983	33	12	Miami (FL)	Coral Gables, FL	UFA-15 (SF)	14/14/0/0
32	Green, T.J.	S	6-3	205	3/15/1995	21	R	Clemson	Sylacauga, AL	D2-16	13/3/0/1
73	Haeg, Joe	T	6-6	304	3/11/1993	23	R	North Dakota State	Lake Shore, MN	D5-16	13/12/0/1
72	Harrison, Jonotthan	C	6-4	300	8/25/1991	25	3	Florida	Groveland, FL	FA-14	11/2/0/3
13	Hilton, T.Y.	WR	5-9	180	11/14/1989	27	5	Florida International	Miami, FL	D3-12	14/14/0/0
53	Jackson, Edwin	ILB	6-0	230	12/19/1991	25	1	Georgia Southern	Atlanta, GA	FA-15	14/6/0/0
38	James II, Charles	CB	5-9	185	5/14/1990	26	3	Charleston Southern	Jacksonville, FL	FA-16	12/0/0/1
78	Kelly, Ryan	C	6-4	313	5/30/1993	23	R	Alabama	West Chester, OH	D1-16	14/14/0/0
94	Kerr, Zach	NT	6-2	334	8/29/1990	26	3	Delaware	Gaithersburg, MD	FA-14	10/4/0/0
50	King, Deon	ILB	6-1	230	2/21/1993	23	R	Norfolk State	Reston, VA	W-16 (SD)	4/0/0/3
12	Luck, Andrew	QB	6-4	240	9/12/1989	27	5	Stanford	Houston, TX	D1-12	13/13/0/1
98	Mathis, Robert	OLB	6-2	245	2/26/1981	35	14	Alabama A&M	Atlanta, GA	D5-03	12/11/0/2
1	McAfee, Pat	P	6-1	233	5/2/1987	29	8	West Virginia	Plum, PA	D7-09	14/0/0/0
99	McGill, T.Y.	DT	6-0	310	11/23/1992	24	2	North Carolina State	Jesup, GA	W-15 (SEA)	11/0/0/3
57	McNary, Josh	ILB	6-0	251	4/10/1988	28	3	Army	Houston, TX	FA-13	14/3/0/0
30	Melvin, Rashaan	CB	6-2	193	10/2/1989	27	4	Northern Illinois	Waukegan, IL	FA-16	14/8/0/0
40	Milton, Christopher	CB	5-11	190	9/15/1992	24	R	Georgia Tech	Folkston, GA	FA-16	4/0/0/1
10	Moncrief, Donte	WR	6-2	222	8/6/1993	23	3	Mississippi	Raleigh, MS	D3-14	8/6/0/6
35	Morris, Darryl	CB	5-10	188	9/4/1990	26	4	Texas State	San Antonio, TX	FA-16	10/1/0/0
44	Morrison, Antonio	ILB	6-1	235	12/6/1994	22	R	Florida	Bellwood, IL	D4-16	14/2/0/0
48	Mount, Deiontrez	OLB	6-5	249	2/26/1993	23	2	Louisville	Fort Walton Beach, FL	FA-16	0/0/0/1
45	Overton, Matt	LS	6-1	243	7/6/1985	31	5	Western Washington	Tracy, CA	FA-12	14/0/0/0
54	Parry, David	DT	6-2	310	3/7/1992	24	2	Stanford	Marion, IA	D5-15	14/14/0/0
76	Reitz, Joe	T/G	6-7	325	8/24/1985	31	6	Western Michigan	Fishers, IN	FA-10	11/6/0/3
46	Rhodes, Luke	ILB	6-2	242	12/2/1992	24	R	William & Mary	Hollidaysburg, PA	FA-16	2/0/0/0
91	Ridgeway, Hassan	DT	6-3	317	11/2/1994	22	R	Texas	Mansfield, TX	D4-16	14/4/0/0
80	Rogers, Chester	WR	6-1	180	1/12/1994	22	R	Grambling State	Huntsville, AL	FA-16	12/2/0/2
65	Sokoli, Kristjan	DE	6-5	300	9/24/1991	25	2	Buffalo	Bloomfield, NJ	FA-16	0/0/0/0
81	Street, Devin	WR	6-3	200	3/30/1991	25	3	Pittsburgh	Bethlehem, PA	FA-16	4/0/0/5
86	Swoope, Erik	TE	6-5	257	5/8/1992	24	1	Miami (FL)	Lake Elsinore, CA	FA-14	14/4/0/0
28	Todman, Jordan	RB	5-10	200	2/24/1990	26	4	Connecticut	North Dartmouth, MA	UFA-16 (PIT)	14/0/0/0
16	Tolzien, Scott	QB	6-2	213	9/4/1987	29	6	Wisconsin	Rolling Meadows, IL	UFA-16 (GB)	3/11/1/0
33	Turbin, Robert	RB	5-10	225	12/2/1989	27	5	Utah State	Fremont, CA	UFA-16 (DAL)	13/0/0/1
4	Vinatieri, Adam	K	6-0	206	12/28/1972	44	21	South Dakota State	Rapid City, SD	UFA-06 (NE)	14/0/0/0
67	Vujnovich, Jeremy	T	6-5	300	10/12/1990	26	1	Louisiana College	Belle Chasse, LA	FA-16	2/0/0/1
93	Walden, Erik	OLB	6-2	250	8/21/1985	31	9	Middle Tennessee St.	Dublin, GA	UFA-13 (GB)	14/14/0/0
31	Williams, Duke	S	5-11	201	10/15/1990	26	4	Nevada	Monroe, LA	FA-16	9/2/0/1

## PRACTICE SQUAD

79	Burton, Pierce	T	6-6	305	4/10/1991	25	1	Mississippi	Sacramento, CA	FA-15	
14	Leak, Marcus	WR	6-0	210	11/19/1992	24	R	Maryland	Charlotte, NC	FA-16	
42	McClure, Stefan	S	5-11	205	1/31/1993	23	R	California	Vista, CA	FA-16	
27	Mitchel, Tevin	CB	6-0	190	8/3/1992	24	2	Arkansas	Mansfield, TX	W-15 (WAS)	
7	Morris, Stephen	QB	6-2	218	8/27/1992	24	1	Miami (FL)	Miami, FL	FA-15	0/0/1/0
68	O'Brien, Kitt	G	6-5	325	4/29/1990	26	1	Ball State	Walton, IN	FA-15	
61	Redmond, Adam	G	6-6	290	5/19/1993	23	R	Harvard	Strongsville, OH	FA-16	
17	Smith, Tevaun	WR	6-2	205	1/30/1993	23	R	Iowa	Toronto, Ontario	FA-16	2/0/0/1

## RESERVE/SUSPENDED

52	Jackson, D'Qwell	ILB	6-0	242	9/26/1983	33	11	Maryland	Largo, FL	FA-14	12/12/0/0
----	------------------	-----	-----	-----	-----------	----	----	----------	-----------	-------	-----------

## RESERVE/INJURED

11	Bray, Quan	WR	5-10	186	4/28/1993	23	2	Auburn	LaGrange, GA	FA-15	6/0/0/0
60	Cage, Isiah	G	6-5	312	8/26/1993	23	R	Wisconsin-Eau Claire	Chicago, IL	FA-16	
26	Geathers, Clayton	S	6-2	220	6/1/1992	24	2	Central Florida	Georgetown, SC	D4-15	9/9/0/4
97	Jones, Arthur	DT	6-3	320	6/3/1986	30	7	Syracuse	Rochester, NY	UFA-14 (BAL)	8/8/0/2
90	Langford, Kendall	DE	6-6	305	1/27/1986	30	9	Hampton	Petersburg, VA	FA-15	7/7/0/2
92	Maggitt, Curt	OLB	6-3	250	2/4/1993	23	R	Tennessee	Palm Beach, FL	FA-16	9/0/0/4
75	Mewhort, Jack	T/G	6-6	312	8/30/1991	25	3	Ohio State	Toledo, OH	D2-14	10/10/0/3
85	Miller, Mike	TE	6-6	255	9/23/1991	25	R	Taylor	Parker, CO	FA-16	
25	Robinson, Patrick	CB	5-11	191	9/7/1987	29	7	Florida State	Miami, FL	UFA-16 (SD)	7/6/0/6
69	Thornton, Hugh	G	6-3	320	6/28/1991	25	4	Illinois	Oberlin, OH	D3-13	
36	Williamson, Andrew	S	6-1	212	11/18/1992	24	R	Vanderbilt	San Antonio, TX	FA-16	

## RESERVE/NON-FOOTBALL INJURY

37	Williams, Frankie	CB	5-9	190	3/28/1993	23	R	Purdue	Tampa, FL	FA-16	3/0/0/0
----	-------------------	----	-----	-----	-----------	----	---	--------	-----------	-------	---------

## COACHING STAFF

HEAD COACH: Chuck Pagano  
 Rob Chudzinski (Offensive Coordinator), Ted Monachino (Defensive Coordinator), Tom McMahon (Special Teams Coordinator)  
 Quadrian Banks (Conditioning/Performance Analyst), Tim Berbenich (Offensive Assistant/Assistant Quarterbacks Coach), Maurice Drayton (Assistant Special Teams),  
 Gary Emanuel (Defensive Line Coach), Joe Gilbert (Assistant Offensive Line Coach), Frank Giffre (Offensive Quality Control Coach), Jim Herrmann (Linebackers Coach),  
 Jim Hostler (Tight Ends Coach), Richard Howell (Assistant Strength & Conditioning), Lee Hull (Wide Receivers Coach), Darren Krein (Head Strength and Conditioning Coach),  
 Joe Philbin (Assistant Head Coach/Offensive Line), Jeff Popovich (Assistant to the Head Coach), Brian Schottenheimer (Quarterbacks Coach),  
 Jemal Singleton (Running Backs Coach), Shawn Terlecky (Defensive Quality Control Coach), Brad White (Outside Linebackers Coach),  
 Greg Williams (Defensive Backs Coach).

# COLTS NUMERICAL ROSTER



NO	NAME	POS	HT	WT	DOB	AGE	EXP	COLLEGE	HOMETOWN	HOW ACQ.	GP/GS/DNP/IA
1	Pat McAfee	P	6-1	233	5/2/1987	29	8	West Virginia	Plum, PA	D7-09	14/0/0/0
4	Adam Vinatieri	K	6-0	206	12/28/1972	44	21	South Dakota State	Rapid City, SD	UFA-06 (NE)	14/0/0/0
10	Donte Moncrief	WR	6-2	222	8/6/1993	23	3	Mississippi	Raleigh, MS	D3-14	8/6/0/6
12	Andrew Luck	QB	6-4	240	9/12/1989	27	5	Stanford	Houston, TX	D1-12	13/13/0/1
13	T.Y. Hilton	WR	5-9	180	11/14/1989	27	5	Florida International	Miami, FL	D3-12	14/14/0/0
15	Phillip Dorsett	WR	5-10	185	1/5/1993	23	2	Miami (FL)	Ft. Lauderdale, FL	D1-15	13/6/0/1
16	Scott Tolzien	QB	6-2	213	9/4/1987	29	6	Wisconsin	Rolling Meadows, IL	UFA-16 (GB)	3/1/11/0
20	Darius Butler	CB	5-10	188	3/18/1986	30	8	Connecticut	Tamarac, FL	FA-12	11/6/0/3
21	Vontae Davis	CB	5-11	207	5/27/1988	28	8	Illinois	Washington, DC	T-12 (MIA)	12/12/0/2
23	Frank Gore	RB	5-9	217	5/14/1983	33	12	Miami (FL)	Coral Gables, FL	FA-15	14/14/0/0
28	Jordan Todman	RB	5-10	200	2/24/1990	26	4	Connecticut	North Dartmouth, MA	UFA-16 (PIT)	14/0/0/0
29	Mike Adams	S	5-11	205	3/24/1981	35	13	Delaware	Paterson, NJ	FA-14	13/13/0/1
30	Rashaan Melvin	CB	6-2	193	10/2/1989	27	4	Northern Illinois	Waukegan, IL	FA-16	14/8/0/0
31	Duke Williams	S	5-11	201	10/15/1990	26	4	Nevada	Monroe, LA	FA-16	9/2/0/1
32	T.J. Green	S	6-3	205	3/15/1995	21	R	Clemson	Sylacauga, AL	D2-16	13/3/0/1
33	Robert Turbin	RB	5-10	225	12/2/1989	27	5	Utah State	Fremont, CA	UFA-16 (DAL)	13/0/0/1
34	Josh Ferguson	RB	5-10	200	5/23/1993	23	R	Illinois	Naperville, IL	FA-16	14/0/0/0
35	Darryl Morris	CB	5-10	188	9/4/1990	26	4	Texas State	San Antonio, TX	FA-16	10/1/0/0
38	Charles James II	CB	5-9	185	5/14/1990	26	3	Charleston Southern	Jacksonville, FL	FA-16	12/0/0/1
40	Christopher Milton	CB	5-11	190	9/15/1992	24	R	Georgia Tech	Folkston, GA	FA-16	4/0/0/1
41	Matthias Farley	S	5-11	210	7/15/1992	24	R	Notre Dame	Charlotte, NC	W-16 (ARZ)	14/0/0/0
43	Chris Carter	OLB	6-1	245	4/6/1989	27	6	Fresno State	Fontana, CA	FA-16	13/0/0/1
44	Antonio Morrison	ILB	6-1	235	12/6/1994	22	R	Florida	Bellwood, IL	D4-16	14/2/0/0
45	Matt Overton	LS	6-1	243	7/6/1985	31	5	Western Washington	Tracy, CA	FA-12	14/0/0/0
46	Luke Rhodes	ILB	6-2	242	12/2/1992	24	R	William & Mary	Holidaysburg, PA	FA-16	2/0/0/0
48	Deontrez Mount	OLB	6-5	249	2/26/1993	23	2	Louisville	Fort Walton Beach, FL	FA-16	0/0/0/1
50	Deon King	ILB	6-1	230	2/2/1993	23	R	Norfolk State	Reston, VA	W-16 (SD)	4/0/0/3
53	Edwin Jackson	ILB	6-0	230	12/19/1991	25	1	Georgia Southern	Atlanta, GA	FA-15	14/6/0/0
54	David Parry	DT	6-2	310	3/7/1992	24	2	Stanford	Marion, IA	D5-15	14/14/0/0
56	Akeem Ayers	OLB	6-3	255	7/10/1989	27	6	UCLA	Los Angeles, CA	FA-16	14/0/0/0
57	Josh McNary	ILB	6-0	251	4/10/1988	28	3	Army	Houston, TX	FA-13	14/2/0/0
58	Trent Cole	OLB	6-3	270	10/5/1982	34	12	Cincinnati	Xenia, OH	FA-15	5/3/0/1
62	Le'Raven Clark	T	6-5	319	4/22/1993	23	R	Texas Tech	Rockdale, TX	D3-16	6/1/0/8
63	Austin Blythe	C	6-3	298	6/16/1992	24	R	Iowa	Williamsburg, IA	D7-16	8/1/0/6
65	Kristjan Sokoli	DE	6-5	300	9/24/1991	25	2	Buffalo	Bloomfield, NJ	FA-16	0/0/0/0
67	Jeremy Vujnovich	T	6-5	300	10/12/1990	26	1	Louisiana College	Belle Chasse, LA	FA-16	2/0/0/1
71	Denzelle Good	T/G	6-5	355	3/8/1991	25	2	Mars Hill	Gaffney, SC	D7-15	10/10/0/4
72	Jonothan Harrison	C	6-4	300	8/25/1991	25	3	Florida	Groveland, FL	FA-14	11/2/0/3
73	Joe Haeg	T	6-6	304	3/11/1993	23	R	North Dakota State	Lake Shore, MN	D5-16	13/12/0/1
74	Anthony Castonzo	T	6-7	311	8/9/1988	28	6	Boston College	Hawthorn Woods, IL	D1-11	14/14/0/0
76	Joe Reitz	T/G	6-7	325	8/24/1985	31	6	Western Michigan	Fishers, IN	FA-10	11/5/0/3
78	Ryan Kelly	C	6-4	313	5/30/1993	23	R	Alabama	West Chester, OH	D1-16	14/14/0/0
80	Chester Rogers	WR	6-1	180	1/12/1994	22	R	Grambling State	Huntsville, AL	FA-16	12/2/0/2
81	Devin Street	WR	6-3	200	3/30/1991	25	3	Pittsburgh	Bethlehem, PA	FA-16	4/0/0/5
83	Dwayne Allen	TE	6-3	265	2/24/1990	26	5	Clemson	Fayetteville, NC	D3-12	12/12/0/2
84	Jack Doyle	TE	6-6	267	5/5/1990	26	4	Western Kentucky	Indianapolis, IN	W-13 (TEN)	14/12/0/0
86	Erik Swoope	TE	6-5	257	5/8/1992	24	1	Miami (FL)	Lake Elsinore, CA	FA-14	14/4/0/0
91	Hassan Ridgeway	DT	6-3	317	11/2/1994	22	R	Texas	Mansfield, TX	D4-16	14/4/0/0
93	Erik Walden	OLB	6-2	250	8/21/1985	31	9	Middle Tennessee St.	Dublin, GA	UFA-13 (GB)	14/14/0/0
94	Zach Kerr	NT	6-2	334	8/29/1990	26	3	Delaware	Gaithersburg, MD	FA-14	10/4/0/4
96	Henry Anderson	DT	6-6	300	8/3/1991	25	2	Stanford	Atlanta, GA	D3-15	9/0/0/5
98	Robert Mathis	OLB	6-2	245	2/26/1981	35	14	Alabama A&M	Atlanta, GA	D5-03	12/11/0/2
99	T.Y. McGill	DT	6-0	310	11/23/1992	24	2	North Carolina State	Jesup, GA	W-15 (SEA)	11/0/0/3

## PRACTICE SQUAD

7	Stephen Morris	QB	6-2	218	8/27/1992	24	1	Miami (FL)	Miami, FL	FA-15	0/0/1/0
14	Marcus Leak	WR	6-0	210	11/19/1992	24	R	Maryland	Charlotte, NC	FA-16	
17	Tevaun Smith	WR	6-2	205	1/30/1993	23	R	Iowa	Toronto, Ontario	FA-16	2/0/0/1
27	Tevin Mitchel	CB	6-0	190	8/3/1992	24	2	Arkansas	Mansfield, TX	W-15 (WAS)	
42	Stefan McClure	S	5-11	205	1/31/1993	23	R	California	Vista, CA	FA-16	
61	Adam Redmond	G	6-6	290	5/19/1993	23	R	Harvard	Strongsville, OH	FA-16	
68	Kitt O'Brien	G	6-5	325	4/29/1990	26	1	Ball State	Walton, IN	FA-15	
79	Pierce Burton	T	6-6	305	4/10/1991	25	1	Mississippi	Sacramento, CA	FA-15	

## RESERVE/SUSPENDED

52	D'Qwell Jackson	ILB	6-0	242	9/26/1983	33	11	Maryland	Largo, FL	FA-14	12/12/0/0
----	-----------------	-----	-----	-----	-----------	----	----	----------	-----------	-------	-----------

## RESERVE/INJURED

11	Quan Bray	WR	5-10	186	4/28/1993	23	2	Auburn	LaGrange, GA	FA-15	6/0/0/0
25	Patrick Robinson	CB	5-11	191	9/7/1987	29	7	Florida State	Miami, FL	UFA-16 (SD)	7/6/0/6
26	Clayton Geathers	S	6-2	220	6/1/1992	24	2	Central Florida	Georgetown, SC	D4-15	9/9/0/4
36	Andrew Williamson	S	6-1	212	11/18/1992	24	R	Vanderbilt	San Antonio, TX	FA-16	
60	Isiah Cage	G	6-5	312	8/26/1993	23	R	Wisconsin-Eau Claire	Chicago, IL	FA-16	
69	Hugh Thornton	G	6-3	320	6/28/1991	25	4	Illinois	Oberlin, OH	D3-13	
75	Jack Mewhort	T/G	6-6	312	8/30/1991	25	3	Ohio State	Toledo, OH	D2-14	10/10/0/3
85	Mike Miller	TE	6-6	255	9/23/1991	25	R	Taylor	Parker, CO	FA-16	
90	Kendall Langford	DE	6-6	305	1/27/1986	30	9	Hampton	Petersburg, VA	FA-15	7/7/0/2
92	Curt Maggitt	OLB	6-3	250	2/4/1993	23	R	Tennessee	Palm Beach, FL	FA-16	9/0/0/4
97	Arthur Jones	DT	6-3	320	6/3/1986	30	7	Syracuse	Rochester, NY	UFA-14 (BAL)	8/8/0/2

## RESERVE/NON-FOOTBALL INJURY

37	Frankie Williams	CB	5-9	190	3/28/1993	23	R	Purdue	Tampa, FL	FA-16	3/0/0/0
----	------------------	----	-----	-----	-----------	----	---	--------	-----------	-------	---------

## COACHING STAFF

HEAD COACH: Chuck Pagano  
 Rob Chudzinski (Offensive Coordinator), Ted Monachino (Defensive Coordinator), Tom McMahon (Special Teams Coordinator)  
 Quadrian Banks (Conditioning/Performance Analyst), Tim Berbenich (Offensive Assistant/Assistant Quarterbacks Coach), Maurice Drayton (Assistant Special Teams),  
 Gary Emanuel (Defensive Line Coach), Joe Gilbert (Assistant Offensive Line Coach), Frank Giufre (Offensive Quality Control Coach), Jim Herrmann (Linebackers Coach),  
 Jim Hostler (Tight Ends Coach), Richard Howell (Assistant Strength & Conditioning), Lee Hull (Wide Receivers Coach), Darren Krein (Head Strength and Conditioning Coach),  
 Joe Philbin (Assistant Head Coach/Offensive Line), Jeff Popovich (Assistant to the Head Coach), Brian Schottenheimer (Quarterbacks Coach),  
 Jemal Singleton (Running Backs Coach), Shawn Terlecky (Defensive Quality Control Coach), Brad White (Outside Linebackers Coach),  
 Greg Williams (Defensive Backs Coach).

# ROSTER BY EXPERIENCE

NO	NAME	POS	HT	WT	DOB	AGE	EXP	COLLEGE	HOMETOWN	HOW ACQ.
<b>21st Year (1)</b>										
4	Adam Vinatieri	K	6-0	206	12/28/1972	44	21	South Dakota State	Rapid City, SD	UFA-06 (NE)
<b>14th Year (1)</b>										
98	Robert Mathis	OLB	6-2	245	2/26/1981	35	14	Alabama A&M	Atlanta, GA	D5-03
<b>13th Year (1)</b>										
29	Mike Adams	S	5-11	205	3/24/1981	35	13	Delaware	Paterson, NJ	FA-14
<b>12th Year (2)</b>										
23	Frank Gore	RB	5-9	217	5/14/1983	33	12	Miami (FL)	Coral Gables, FL	FA-15
58	Trent Cole	OLB	6-3	270	10/5/1982	34	12	Cincinnati	Xenia, OH	FA-15
<b>9th Year (1)</b>										
93	Erik Walden	OLB	6-2	250	8/21/1985	31	9	Middle Tennessee St.	Dublin, GA	UFA-13 (GB)
<b>8th Year (3)</b>										
1	Pat McAfee	P	6-1	233	5/2/1987	29	8	West Virginia	Plum, PA	D7-09
20	Darius Butler	CB	5-10	188	3/18/1986	30	8	Connecticut	Tamarac, FL	FA-12
21	Vontae Davis	CB	5-11	207	5/27/1988	28	8	Illinois	Washington, DC	T-12 (MIA)
<b>6th Year (5)</b>										
16	Scott Tolzien	QB	6-2	213	9/4/1987	29	6	Wisconsin	Rolling Meadows, IL	UFA-16 (GB)
43	Chris Carter	OLB	6-1	245	4/6/1989	27	6	Fresno State	Fontana, CA	FA-16
56	Akeem Ayers	OLB	6-3	255	7/10/1989	27	6	UCLA	Los Angeles, CA	FA-16
74	Anthony Castonzo	T	6-7	311	8/9/1988	28	6	Boston College	Hawthorn Woods, IL	D1-11
76	Joe Reitz	T/G	6-7	325	8/24/1985	31	6	Western Michigan	Fishers, IN	FA-10
<b>5th Year (5)</b>										
12	Andrew Luck	QB	6-4	240	9/12/1989	27	5	Stanford	Houston, TX	D1-12
13	T.Y. Hilton	WR	5-9	180	11/14/1989	27	5	Florida International	Miami, FL	D3-12
33	Robert Turbin	RB	5-10	225	12/2/1989	27	5	Utah State	Fremont, CA	UFA-16 (DAL)
45	Matt Overton	LS	6-1	243	7/6/1985	31	5	Western Washington	Tracy, CA	FA-12
83	Dwayne Allen	TE	6-3	265	2/24/1990	26	5	Clemson	Fayetteville, NC	D3-12
<b>4th Year (5)</b>										
28	Jordan Todman	RB	5-10	200	2/24/1990	26	4	Connecticut	North Dartmouth, MA	UFA-16 (PIT)
30	Rashaan Melvin	CB	6-2	193	10/2/1989	27	4	Northern Illinois	Waukegan, IL	FA-16
31	Duke Williams	S	5-11	201	10/15/1990	26	4	Nevada	Monroe, LA	FA-16
35	Darryl Morris	CB	5-10	188	9/4/1990	26	4	Texas State	San Antonio, TX	FA-16
84	Jack Doyle	TE	6-6	267	5/5/1990	26	4	Western Kentucky	Indianapolis, IN	W-13 (TEN)
<b>3rd Year (6)</b>										
10	Donte Moncrief	WR	6-2	222	8/6/1993	23	3	Mississippi	Raleigh, MS	D3-14
38	Charles James II	CB	5-9	185	5/14/1990	26	3	Charleston Southern	Jacksonville, FL	FA-16
57	Josh McNary	ILB	6-0	251	4/10/1988	28	3	Army	Houston, TX	FA-13
72	Jonothan Harrison	C	6-4	300	8/25/1991	25	3	Florida	Groveland, FL	FA-14
81	Devin Street	WR	6-3	200	3/30/1991	25	3	Pittsburgh	Bethlehem, PA	FA-16
94	Zach Kerr	NT	6-2	334	8/29/1990	26	3	Delaware	Gaithersburg, MD	FA-14
<b>2nd Year (7)</b>										
15	Phillip Dorsett	WR	5-10	185	1/5/1993	23	2	Miami (FL)	Ft. Lauderdale, FL	D1-15
48	Deontrez Mount	OLB	6-5	249	2/26/1993	23	2	Louisville	Fort Walton Beach, FL	FA-16
54	David Parry	DT	6-2	310	3/7/1992	24	2	Stanford	Marion, IA	D5-15
65	Kristjan Sokoli	DE	6-5	300	9/24/1991	25	2	Buffalo	Bloomfield, NJ	FA-16
71	Denzelle Good	T/G	6-5	355	3/8/1991	25	2	Mars Hill	Gaffney, SC	D7-15
96	Henry Anderson	DT	6-6	300	8/3/1991	25	2	Stanford	Atlanta, GA	D3-15
99	T.Y. McGill	DT	6-0	310	11/23/1992	24	2	North Carolina State	Jesup, GA	W-15 (SEA)
<b>1st Year (3)</b>										
53	Edwin Jackson	ILB	6-0	230	12/19/1991	25	1	Georgia Southern	Atlanta, GA	FA-15
67	Jeremy Vujnovich	T	6-5	300	10/12/1990	26	1	Louisiana College	Belle Chasse, LA	FA-16
86	Erik Swoope	TE	6-5	257	5/8/1992	24	1	Miami (FL)	Lake Elsinore, CA	FA-14
<b>Rookies (13)</b>										
32	T.J. Green	S	6-3	205	3/15/1995	21	R	Clemson	Sylacauga, AL	D2-16
34	Josh Ferguson	RB	5-10	200	5/23/1993	23	R	Illinois	Naperville, IL	FA-16
40	Christopher Milton	CB	5-11	190	9/15/1992	24	R	Georgia Tech	Folkston, GA	FA-16
41	Matthias Farley	S	5-11	210	7/15/1992	24	R	Notre Dame	Charlotte, NC	W-16 (ARZ)
44	Antonio Morrison	ILB	6-1	235	12/6/1994	22	R	Florida	Bellwood, IL	D4-16
46	Luke Rhodes	ILB	6-2	242	12/2/1992	24	R	William & Mary	Hollidaysburg, PA	FA-16
50	Deon King	ILB	6-1	230	2/2/1993	23	R	Norfolk State	Reston, VA	W-16 (SD)
62	Le'Raven Clark	T	6-5	319	4/22/1993	23	R	Texas Tech	Rockdale, TX	D3-16
63	Austin Blythe	C	6-3	298	6/16/1992	24	R	Iowa	Williamsburg, IA	D7-16
73	Joe Haeg	T	6-6	304	3/11/1993	23	R	North Dakota State	Lake Shore, MN	D5-16
78	Ryan Kelly	C	6-4	313	5/30/1993	23	R	Alabama	West Chester, OH	D1-16
80	Chester Rogers	WR	6-1	180	1/12/1994	22	R	Grambling State	Huntsville, AL	FA-16
91	Hassan Ridgeway	DT	6-3	317	11/2/1994	22	R	Texas	Mansfield, TX	D4-16



## Indiana Ties

One coach and three players are either natives of Indiana or coached/played at the collegiate level in the state of Indiana.

### Coaches with ties to Indiana (1)

Coach	Position	College coached
Gary Emanuel	Defensive Line	Purdue (1997-2004, 2010-11)

### Players with ties to Indiana (3)

Player	Position	Hometown/College
Jack Doyle	Tight End	Indianapolis
Matthias Farley	Safety	Notre Dame
Joe Reitz	Guard	Fishers, Ind.

\*Additionally, General Manager Ryan Grigson is from Highland, Ind. and played collegiately at Purdue University from 1990-94.

## Roster Rundown

Rookies and first-year players	16
Players with three years or less NFL experience	23
Players age 30 or older	9
Players drafted by Indianapolis	18
Average age	27
Average height	73.7 inches
Average weight	247 pounds
Other roster notables	
Original Draftees	18 - Allen, Anderson, Blythe, Castonzo, Clark, Dorsett, Good, Green, Haeg, Hilton, Kelly, Luck, Mathis, McAfee, Moncrief, Morrison, Parry, Ridgeway
2016 Draftees	7 - Blythe, Clark, Green, Haeg, Kelly, Morrison, Ridgeway
Players acquired via trade	1 - Vontae Davis (T-12 MIA)
Oldest Player on roster	Adam Vinatieri - 43 years old (12/28/72)
Youngest Player on roster	T.J. Green - 21 years old (3/15/95)
Most experience	21 seasons - Adam Vinatieri
Tallest player(s) on roster	Two at 6'7" (Castonzo, Reitz)
Shortest player(s) on roster	Two at 5'9" (Gore, Hilton)
The college(s) represented the most	Miami (FL) with 3 (Dorsett, Gore, Swoope) Stanford with 3 (Anderson, Luck, Parry)
Players not from FBS schools	10 - Mike Adams (Delaware), Denzelle Good (Mars Hill), Joe Haeg (North Dakota State), Zach Kerr (Delaware), Robert Mathis (Alabama A&M), Darryl Morris (Texas State), Matt Overton (Western Washington), Chester Rogers (Grambling State), Adam Vinatieri (South Dakota State), Jeremy Vujnovich (Louisiana College).
Most players by home state	7 - Florida
Most players by college conference	11 - Atlantic Coast Conference
Hometown closest to Indianapolis	Jack Doyle - Indianapolis
Hometown furthest from Indianapolis	Robert Turbin – Fremont, Ca. (2,293 miles)

# COLTS TRANSACTIONS

DATE	POS.	PLAYER	TRANSACTION	DATE	POS.	PLAYER	TRANSACTION
1/5	T	Pierce Burton	Signed a reserve/futures contract	5/23	S	T.J. Green	Signed contract
1/5	G	Ben Heenan	Signed a reserve/futures contract	5/25	T	Le'Raven Clark	Signed contract
1/5	ILB	Edwin Jackson	Signed a reserve/futures contract	6/6	T	Mitchell Van Dyk	Signed as a free agent
1/5	G	Kitt O'Brien	Signed a reserve/futures contract	6/6	G	Isiah Cage	Waived-Injured
1/5	S	Dezmen Southward	Signed a reserve/futures contract	7/19	TE	Emil Igwenagu	Signed as a free agent
1/5	WR	Josh Stangby	Signed a reserve/futures contract	7/19	QB	Josh Woodrum	Waived
1/13	OLB	Eze Obiora	Signed a reserve/futures contract	7/22	DT	Arthur Jones	Suspended for the first four games of the 2016 regular season
1/19	DT	Ricky Lumpkin	Signed a reserve/futures contract				Placed on the Active/Physically Unable to Perform list
2/9	QB	Ryan Lindley	Waived	7/26	DE	Henry Anderson	Placed on the Active/Physically Unable to Perform list
2/17	TE	Cameron Clear	Signed as a free agent	7/26	TE	Darion Griswold	Placed on the Active/Physically Unable to Perform list
2/22	OLB	Jonathan Newsome	Waived	7/26	S	Clayton Geathers	Placed on the Active/Non-Football Injury list
2/22	OLB	Andy Studebaker	Released	7/26	TE	Mike Miller	Placed on the Active/Non-Football Injury list
3/7	QB	Josh Freeman	Released	7/26	RB	Tyler Varga	Placed on the Reserve/Did Not Report list
3/7	TE	Dwayne Allen	Signed contract extension	7/26	CB	Daniel Davie	Waived
3/8	OLB	Bjoern Werner	Waived	7/26	TE	Chase Coffman	Signed as a free agent
3/8	LS	Forrest Hill	Signed as a free agent	7/26	RB	Abou Toure	Signed as a free agent
3/8	K	Adam Vinatieri	Signed contract extension	7/26	RB	Tyler Varga	Placed on the Reserve/Retired list
3/9	WR	Andre Johnson	Released	7/29	TE	Mike Miller	Waived from the Active/Non-Football Injury list
3/11	QB	Scott Tolzien	Signed as an unrestricted free agent (GB)	7/29	TE	Nick Truesdell	Signed as a free agent
3/16	RB	Robert Turbin	Signed as an unrestricted free agent (DAL)	7/30	WR	Brian Tyms	Placed on the Injured Reserve list
3/21	RB	Jordan Todman	Signed as an unrestricted free agent (PIT)	7/30	WR	Andre Debose	Signed as a free agent
3/24	CB	Patrick Robinson	Signed as an unrestricted free agent (SD)	7/31	TE	Nick Truesdell	Waived
3/30	CB	Josh Mitchell	Waived	7/31	TE	Konrad Reuland	Signed as a free agent
3/30	TE	Mike McFarland	Signed as a free agent	8/1	S	Andrew Williamson	Waived-Injured
3/30	T	Pierce Burton	Waived	8/2	S	Lee Hightower	Signed as a free agent
4/7	WR	Josh Boyce	Signed as a free agent	8/5	WR	Brian Tyms	Released from Injured Reserve
4/7	WR	Brian Tyms	Signed as a free agent	8/5	TE	Darion Griswold	Waived-Injured
4/7	G	Ben Heenan	Waived	8/6	P	Michael Palardy	Signed as a free agent
4/13	S	Akeem Davis	Signed tender	8/10	ILB	Amarlo Herrera	Waived
4/14	TE	Jack Doyle	Signed qualifying offer	8/10	RB	Abou Toure	Waived-Injured
4/20	T	Mitchell Van Dyk	Signed as a free agent	8/11	TE	Darion Griswold	Waived from Injured Reserve
4/20	T	Kevin Graf	Signed as a free agent	8/11	RB	Chase Price	Signed as an undrafted free agent
4/28	C	Ryan Kelly	Selected in the first round (18th overall) of the NFL Draft	8/11	ILB	Anthony Sarao	Signed as a free agent
4/29	S	T.J. Green	Selected in the second round (57th overall) of the NFL Draft	8/15	P	Michael Palardy	Waived
4/29	T	Le'Raven Clark	Selected in the third round (82nd overall) of the NFL Draft	8/15	G	Donovan Williams	Claimed off waivers (CHI)
4/30	DT	Hassan Ridgeway	Selected in the fourth round (116th overall) of the NFL Draft	8/16	WR	Josh Boyce	Waived
4/30	ILB	Antonio Morrison	Selected in the fourth round (125th overall) of the NFL Draft	8/16	WR	Andre Debose	Waived
4/30	T	Joe Haeg	Selected in the fifth round (155th overall) of the NFL Draft	8/16	WR	Andrew Opoku	Signed as a free agent
4/30	LB	Trevor Bates	Selected in the seventh round (239th overall) of the NFL Draft	8/17	S	Alden Darby	Signed as a free agent
4/30	C	Austin Blythe	Selected in the seventh round (248th overall) of the NFL Draft	8/21	TE	Emil Igwenagu	Waived
5/2	TE	Cameron Clear	Waived	8/21	TE	Mike Miller	Signed as a free agent
5/2	LS	Forrest Hill	Waived	8/21	G	Donovan Williams	Waived
5/2	C	Khaled Holmes	Waived	8/21	T	Kevin Graf	Waived-Injured
5/2	T	Mitchell Van Dyk	Waived	8/21	G	Eric Herman	Signed as a free agent
5/2	WR	Daniel Anthrop	Signed as an undrafted free agent	8/21	T	Keith Lumpkin	Signed as a free agent
5/2	DE	Sterling Bailey	Signed as an undrafted free agent	8/22	DE	Henry Anderson	Restored to the active roster from the Physically Unable to Perform List
5/2	G	Isiah Cage	Signed as an undrafted free agent	8/22	WR	Marcus Leak	Waived
5/2	CB	Daniel Davie	Signed as an undrafted free agent	8/22	WR	Andrew Opoku	Waived
5/2	TE	Darion Griswold	Signed as an undrafted free agent	8/22	WR	Justin Berger	Signed as a free agent
5/2	T	Davante Harris	Signed as an undrafted free agent	8/22	CB	Antonio Cromartie	Signed as a free agent
5/2	WR	Marcus Leak	Signed as an undrafted free agent	8/26	T	Kevin Graf	Waived from Injured Reserve
5/2	S	Stefan McClure	Signed as an undrafted free agent	8/28	WR	Justin Berger	Waived
5/2	WR	Mekale McKay	Signed as an undrafted free agent	8/28	S	Alden Darby	Waived
5/2	TE	Mike Miller	Signed as an undrafted free agent	8/28	G	Eric Herman	Waived
5/2	CB	Christopher Milton	Signed as an undrafted free agent	8/28	DT	Ricky Lumpkin	Waived
5/2	G	Adam Redmond	Signed as an undrafted free agent	8/28	TE	Mike Miller	Waived
5/2	WR	Chester Rogers	Signed as an undrafted free agent	8/28	RB	Chase Price	Waived
5/2	LB	Anthony Sarao	Signed as an undrafted free agent	8/28	CB	Winston Rose	Waived
5/2	DE	Delvon Simmons	Signed as an undrafted free agent	8/28	DT	Delvon Simmons	Waived
5/2	WR	Tevaun Smith	Signed as an undrafted free agent	8/28	WR	Josh Stangby	Waived
5/2	LB	Ron Thompson	Signed as an undrafted free agent	8/28	ILB	Junior Sylvestre	Waived
5/2	CB	Darius White	Signed as an undrafted free agent	8/28	RB	Stevan Ridley	Signed as a free agent
5/2	S	Andrew Williamson	Signed as an undrafted free agent	8/29	TE	Konrad Reuland	Released
5/3	OLB	Eze Obiora	Waived	8/29	WR	Daniel Anthrop	Waived
5/2	LB	Curt Maggitt	Signed as an undrafted free agent	8/29	T	Keith Lumpkin	Waived
5/5	RB	Josh Ferguson	Signed as an undrafted free agent	8/29	RB	Trey Williams	Waived
5/6	C	Ryan Kelly	Signed contract	8/30	ILB	Anthony Sarao	Waived
5/6	DT	Hassan Ridgeway	Signed contract	8/30	CB	Darius White	Waived
5/6	T	Joe Haeg	Signed contract	8/30	S	Dezmen Southward	Placed on Injured Reserve
5/6	LB	Trevor Bates	Signed contract	8/30	S	Alden Darby	Signed as a free agent
5/6	C	Austin Blythe	Signed contract	9/2	CB	D'Joun Smith	Waived-Injured
5/6	LB	Antonio Morrison	Signed contract	9/3	DE	Sterling Bailey	Waived
5/7	T	Davante Harris	Waived	9/3	ILB	Trevor Bates	Waived
5/7	CB	Frankie Williams	Signed as an undrafted free agent	9/3	S	Alden Darby	Waived
5/10	QB	Josh Woodrum	Claimed off waivers (NYG)	9/3	CB	Tay Glover-Wright	Waived
5/10	TE	Mike McFarland	Waived-Injured	9/3	S	Lee Hightower	Waived
5/12	T	Jeremy Vujnovich	Signed as a free agent	9/3	S	Stefan McClure	Waived
5/12	LB	Anthony Sarao	Waived	9/3	WR	Mekale McKay	Waived
5/13	CB	Winston Rose	Signed as a free agent	9/3	CB	Christopher Milton	Waived
5/13	S	Akeem Davis	Waived	9/3	G	Kitt O'Brien	Waived
				9/3	OLB	Earl Okine	Waived
				9/3	DE	Kelcy Quarles	Waived
				9/3	G	Adam Redmond	Waived
				9/3	WR	Tevaun Smith	Waived
				9/3	T	Mitchell Van Dyk	Waived

DATE	POS.	PLAYER	TRANSACTION
9/3	T	Jeremy Vujnovich	Waived
9/3	ILB	Nate Irving	Released
9/3	RB	Stevan Ridley	Released
9/3	CB	Tevin Mitchel	Placed on Injured Reserve
9/3	OLB	Ron Thompson	Placed on Injured Reserve
9/3	G	Hugh Thornton	Placed on Injured Reserve
9/3	S	Clayton Geathers	Restored to the active roster from the Non-Football Injury List
9/4	S	Matthias Farley	Claimed off waivers (ARZ)
9/4	CB	Neiko Thorpe	Claimed off waivers (OAK)
9/4	CB	Jalil Brown	Released
9/4	TE	Chase Coffman	Released
9/4	DE	Sterling Bailey	Signed to the practice squad
9/4	ILB	Trevor Bates	Signed to the practice squad
9/4	S	Lee Hightower	Signed to the practice squad
9/4	TE	Mike Miller	Signed to the practice squad
9/4	CB	Christopher Milton	Signed to the practice squad
9/4	DE	Kelcy Quarles	Signed to the practice squad
9/4	G	Adam Redmond	Signed to the practice squad
9/4	WR	Tevaun Smith	Signed to the practice squad
9/4	T	Jeremy Vujnovich	Signed to the practice squad
9/5	CB	Darryl Morris	Signed as a free agent
9/5	CB	Frankie Williams	Waived
9/6	OLB	Akeem Ayers	Signed as a free agent
9/6	CB	Neiko Thorpe	Waived
9/6	CB	Frankie Williams	Signed to the practice squad
9/7	CB	Rashaan Melvin	Signed as a free agent
9/7	QB	Stephen Morris	Waived
9/7	S	Dezmen Southward	Waived from Injured Reserve
9/8	QB	Stephen Morris	Signed to the practice squad
9/8	S	Lee Hightower	Released from the practice squad
9/8	CB	Tevin Mitchel	Waived from Injured Reserve
9/9	OLB	Ron Thompson	Waived from Injured Reserve
9/12	CB	D'Joun Smith	Waived from Injured Reserve
9/13	DT	Kelcy Quarles	Released from the practice squad
9/13	G	Adam Redmond	Released from the practice squad
9/13	CB	Tay Glover-Wright	Signed to the practice squad
9/13	S	Lee Hightower	Signed to the practice squad
9/19	OLB	Deiontrez Mount	Signed to the practice squad
9/19	CB	Tay Glover-Wright	Released from the practice squad
9/20	S	Winston Guy	Released
9/21	WR	Devin Street	Signed to the Colts active roster from the New England practice squad
9/26	DE	Sterling Bailey	Released from the practice squad
9/26	DE	Kristjan Sokoli	Signed to the practice squad
9/27	OLB	Trent Cole	Placed on Injured Reserve
9/27	S	Lee Hightower	Released from the practice squad
9/27	G	Adam Redmond	Signed to the practice squad
10/1	T	Jeremy Vujnovich	Signed to the active roster from the practice squad
10/4	S	Lee Hightower	Signed to the practice squad
10/4	CB	Antonio Cromartie	Released
10/4	ILB	Sio Moore	Waived
10/4	ILB	Trevor Bates	Signed to the active roster from the practice squad
10/5	ILB	Luke Rhodes	Signed to the practice squad
10/8	DT	Arthur Jones	Activated from the Exempt/Commissioner Permission list
10/13	OLB	Chris Carter	Signed as a free agent
10/13	CB	Frankie Williams	Signed to the active roster from the practice squad
10/13	ILB	Trevor Bates	Waived
10/13	T	Jeremy Vujnovich	Waived
10/14	T	Jeremy Vujnovich	Signed to the practice squad
10/17	CB	Frankie Williams	Waived
10/18	TE	Chase Coffman	Signed as a free agent
10/18	WR	Tevaun Smith	Signed to the active roster from the practice squad
10/18	WR	Quan Bray	Placed on Injured Reserve
10/18	TE	Mike Miller	Placed on Practice Squad Injured Reserve
10/18	S	Lee Hightower	Released from the practice squad
10/18	WR	Marcus Leak	Signed to the practice squad
10/18	CB	Frankie Williams	Signed to the practice squad
10/19	DT	Kelcy Quarles	Signed to the practice squad
10/19	OLB	Lavar Edwards	Claimed off waivers (CAR)
10/19	CB	Darryl Morris	Waived
11/1	TE	Chase Coffman	Released
11/1	CB	Frankie Williams	Signed to the active roster from the practice squad
11/1	CB	Tevin Mitchel	Signed to the practice squad
11/8	WR	Tevaun Smith	Waived
11/8	WR	Marcus Leak	Signed to the active roster from the practice squad
11/9	WR	Tevaun Smith	Signed to the practice squad
11/15	ILB	Deon King	Claimed off waivers (SD)
11/15	WR	Marcus Leak	Waived
11/16	WR	Marcus Leak	Signed to the practice squad
11/16	G	Adam Redmond	Released from the practice squad
11/19	DE	Kendall Langford	Placed on Injured Reserve
11/19	CB	Christopher Milton	Signed to the active roster from the practice squad
11/20	G	Adam Redmond	Signed to the practice squad
11/23	CB	Frankie Williams	Placed on the Non-Football Injury list
11/23	CB	Darryl Morris	Signed as a free agent
11/23	QB	Stephen Morris	Signed to the active roster from the practice squad

DATE	POS.	PLAYER	TRANSACTION
11/23	WR	Devin Street	Waived
11/24	WR	Devin Street	Signed to the practice squad
12/1	OLB	Trent Cole	Activated from the injured reserve list
12/1	QB	Stephen Morris	Waived
12/2	DT	Kelcy Quarles	Released from the practice squad
12/2	QB	Stephen Morris	Signed to the practice squad
12/6	OLB	D'Qwell Jackson	Suspended for Weeks 14-17 of the 2016 regular season
12/6	TE	Mike McFarland	Waived from Injured Reserve
12/7	ILB	Luke Rhodes	Signed to the active roster from the practice squad
12/7	S	Stefan McClure	Signed to the practice squad
12/12	S	Clayton Geathers	Placed on Injured Reserve
12/12	OLB	Curt Maggitt	Placed on Injured Reserve
12/12	G	Jack Mewhort	Placed on Injured Reserve
12/12	WR	Devin Street	Signed to the active roster from the practice squad
12/12	S	Duke Williams	Signed as a free agent
12/12	CB	Charles James II	Signed as a free agent
12/13	T	Pierce Burton	Signed to the practice squad
12/13	CB	Patrick Robinson	Placed on Injured Reserve
12/15	T	Jeremy Vujnovich	Signed to the active roster from the practice squad
12/15	G	Kitt O'Brien	Signed to the practice squad
12/15	OLB	Lavar Edwards	Waived
12/15	OLB	Deiontrez Mount	Signed to the active roster from the practice squad
12/19	DT	Arthur Jones	Placed on Injured Reserve
12/19	DE	Kristjan Sokoli	Signed to the active roster from the practice squad

# 2016 COLTS PARTICIPATION

Date	9/11	9/18	9/25	10/2	10/9	10/16	10/23	10/30	11/6	11/20	11/24	12/5	12/11	12/18	12/24	1/1	TOTALS
Opponent	Det	@Den	SD	@Jax	Chi	@Hou	@Ten	KC	@GB	Ten	Pit	@NYJ	Hou	@Min	@Oak	Jax	GP/GS/DNP/IA
29 Adams, Mike	SS	SS	SS	SS	SS	SS	SS	SS	IA	SS	SS	SS	SS	SS			13/13/0/1
83 Allen, Dwayne	TE	TE	TE	TE	TE	TE	IA	IA	TE	TE	TE	TE	TE	TE			12/12/0/2
96 Anderson, Henry	IA	IA	P	P	P	P	IA	IA	IA	P	P	P	P	P			9/0/0/5
56 Ayers, Akeem	P	P	P	P	P	P	P	P	P	P	P	P	P	P			14/0/0/0
65 Bailey, Sterling	PS	PS	PS	X	X	X	X	X	X	X	X	X	X	X			0/0/0/0
50 Bates, Trevor	PS	PS	PS	PS	P	X	X	X	X	X	X	X	X	X			1/0/0/0
63 Blythe, Austin	IA	IA	P	RT	P	P	P	P	P	IA	IA	IA	IA	IA			8/1/0/6
11 Bray, Quan	P	P	P	P	P	P	IR	IR	IR	IR	IR	IR	IR	IR			6/0/0/0
79 Burton, Pierce	X	X	X	X	X	X	X	X	X	X	X	X	X	PS			0/0/0/0
20 Butler, Darius	IA	DB	IA	IA	P	P	P	CB	CB	P	CB	P	CB	FS			11/6/0/3
60 Cage, Isiah	IR	IR	IR	IR	IR	IR	IR	IR	IR	IR	IR	IR	IR	IR			0/0/0/0
43 Carter, Chris	X	X	X	X	X	P	P	P	IA	P	P	P	P	P			^13/0/0/1
74 Castonzo, Anthony	LT	LT	LT	LT	LT	LT	LT	LT	LT	LT	LT	LT	LT	LT			14/14/0/0
62 Clark, Le'Raven	P	IA	IA	P	IA	IA	P	IA	P	IA	IA	IA	P	RT			6/1/0/8
85 Coffman, Chase	X	X	X	X	X	X	P	P	X	X	X	X	X	X			2/0/0/0
58 Cole, Trent	P	IA	P	IR	IR	IR	IR	IR	IR	IR	IR	RUSH	RUSH	RUSH			5/3/0/1
31 Cromartie, Antonio	RCB	RCB	LCB	LCB	X	X	X	X	X	X	X	X	X	X			4/4/0/0
21 Davis, Vontae	IA	IA	RCB	RCB	RCB	RCB	RCB	RCB	RCB	RCB	RCB	RCB	RCB	RCB			12/12/0/2
15 Dorsett, Phillip	P	P	WR	WR	WR	WR	WR	WR	P	P	WR	P	P	WR			13/6/0/1
84 Doyle, Jack	TE	TE	TE	TE	TE	P	TE	TE	TE	TE	P	TE	TE	TE			14/12/0/0
95 Edwards, Lavar	X	X	X	X	X	X	P	P	P	P	P	IA	IA	X			#10/0/0/2
41 Farley, Matthias	P	P	P	P	P	P	P	P	P	P	P	P	P	P			14/0/0/0
34 Ferguson, Josh	P	P	P	P	P	P	P	P	P	P	P	P	P	P			14/0/0/0
26 Geathers, Clayton	IA	FS	FS	FS	FS	FS	FS	FS	FS	FS	IA	IA	IA	IR			9/9/0/4
39 Glover-Wright, Tay	X	PS	X	X	X	X	X	X	X	X	X	X	X	X			0/0/0/0
71 Good, Denzelle	RG	RG	IA	IA	RG	RG	RG	RG	RG	RG	RG	RG	RG	IA			10/10/0/4
23 Gore, Frank	RB	RB	RB	RB	RB	RB	RB	RB	RB	RB	RB	RB	RB	RB			14/14/0/0
32 Green, T.J.	FS	IA	P	P	P	P	P	P	SS	P	P	FS	P	P			13/3/0/1
27 Guy, Winston	P	P	X	X	X	X	X	X	X	X	X	X	X	X			2/0/0/0
73 Haeg, Joe	IA	P	RG	RG	RT	RT	LG	LG	RT	RT	RT	RT	RT	RG			13/12/0/1
72 Harrison, Jonotthan	P	P	P	IA	IA	IA	P	P	LG	P	P	P	P	LG			11/2/0/3
38 Hightower, Lee	X	PS	PS	X	PS	PS	X	X	X	X	X	X	X	X			0/0/0/0
13 Hilton, T.Y.	WR	WR	WR	WR	WR	WR	WR	WR	WR	WR	WR	WR	WR	WR			14/14/0/0
52 Jackson, D'Qwell	MIKE	MIKE	MIKE	MIKE	MIKE	MIKE	MIKE	MIKE	MIKE	MIKE	MIKE	MIKE	MIKE	SUS			12/12/0/0
53 Jackson, Edwin	P	P	P	P	P	P	P	WILL	P	WILL	WILL	WILL	WILL	WILL			14/6/0/0
38 James II, Charles	X	X	X	X	X	X	X	X	X	X	X	X	X	IA			%12/0/0/1
97 Jones, Arthur	SUS	SUS	SUS	SUS	IA	DT	DT	DT	DT	DT	DT	DT	DT	IA			8/8/0/2
78 Kelly, Ryan	C	C	C	C	C	C	C	C	C	C	C	C	C	C			14/14/0/0
94 Kerr, Zach	P	P	DT	DT	DT	IA	IA	P	P	P	IA	P	IA	DT			10/4/0/4
50 King, Deon	X	X	X	X	X	X	X	X	X	IA	IA	IA	P	P			+4/0/0/3
90 Langford, Kendall	DE	DE	DE	DE	DE	DE	DE	IA	IA	IR	IR	IR	IR	IR			7/7/0/2
14 Leak, Marcus	X	X	X	X	X	X	PS	PS	PS	PS	PS	PS	PS	PS			0/0/0/0
12 Luck, Andrew	QB	QB	QB	QB	QB	QB	QB	QB	QB	QB	QB	QB	QB	QB			13/13/0/1
92 Maggitt, Curt	P	P	P	P	P	P	IA	IA	P	IA	IA	P	P	IR			9/0/0/4
98 Mathis, Robert	RUSH	RUSH	RUSH	RUSH	RUSH	RUSH	RUSH	RUSH	RUSH	RUSH	RUSH	IA	IA	P			12/11/0/2
1 McAfee, Pat	P	P	P	P	P	P	P	P	P	P	P	P	P	P			14/0/0/0
42 McClure, Stefan	X	X	X	X	X	X	X	X	X	X	X	X	PS	PS			0/0/0/0
80 McFarland, Mike	IR	IR	IR	IR	IR	IR	IR	IR	IR	IR	IR	IR	X	X			0/0/0/0
99 McGill, T.Y.	P	P	IA	IA	P	P	P	P	P	P	P	P	P	P			11/0/0/3
57 McNary, Josh	P	P	P	P	WILL	WILL	WILL	P	P	P	P	P	P	P			14/3/0/0
30 Melvin, Rashaan	P	LCB	P	P	P	LCB	P	P	CB	LCB	CB	LCB	LCB	LCB			14/8/0/0
75 Mewhort, Jack	LG	LG	LG	LG	LG	LG	IA	IA	IA	LG	LG	LG	LG	IR			10/10/0/3
85 Miller, Mike	PS	PS	PS	PS	PS	PS	IR	IR	IR	IR	IR	IR	IR	IR			0/0/0/0
40 Milton, Christopher	PS	PS	PS	PS	PS	PS	PS	PS	PS	IA	P	P	P	P			4/0/0/1
27 Mitchell, Tevin	X	X	X	X	X	X	X	X	PS	PS	PS	PS	PS	PS			0/0/0/0
10 Moncrief, Donte	WR	P	IA	IA	IA	IA	IA	WR	WR	P	WR	WR	WR	IA			8/6/0/6
55 Moore, Sio	WILL	WILL	WILL	WILL	X	X	X	X	X	X	X	X	X	X			4/4/0/0
35 Morris, Darryl	DB	P	P	P	P	P	X	X	X	X	P	P	P	P			10/1/0/0
7 Morris, Stephen	PS	PS	PS	PS	PS	PS	PS	PS	PS	PS	DNP	PS	PS	PS			0/0/0/1
44 Morrison, Antonio	P	P	P	P	P	P	P	P	P	P	P	P	MIKE	MIKE			14/2/0/0
48 Mount, Deiontrez	X	X	PS	PS	PS	PS	PS	PS	PS	PS	PS	PS	PS	IA			0/0/0/1
68 O'Brien, Kitt	X	X	X	X	X	X	X	X	X	X	X	X	X	PS			0/0/0/0
45 Overton, Matt	P	P	P	P	P	P	P	P	P	P	P	P	P	P			14/0/0/0
54 Parry, David	NT	NT	NT	NT	NT	NT	NT	NT	NT	NT	NT	NT	NT	NT			14/14/0/0
64 Quarles, Kelcy	PS	X	X	X	X	X	PS	PS	PS	PS	PS	X	X	X			0/0/0/0
61 Redmond, Adam	PS	X	X	PS	PS	PS	PS	PS	PS	X	PS	PS	PS	PS			0/0/0/0
76 Reitz, Joe	RT	RT	RT	IA	P	P	RT	RT	IA	P	P	P	RT	IA			11/6/0/3
46 Rhodes, Luke	X	X	X	X	PS	PS	PS	PS	PS	PS	PS	PS	PS	P			2/0/0/0
91 Ridgeway, Hassan	P	P	P	P	P	P	P	P	P	DE	P	DE	DE	DE			14/4/0/0
25 Robinson, Patrick	LCB	IA	IA	P	LCB	IA	LCB	LCB	LCB	IA	LCB	IA	IA	IR			7/6/0/6
80 Rogers, Chester	IA	P	P	P	P	WR	WR	IA	P	P	P	P	P	P			12/2/0/2
30 Smith, D'Joun	IR	X	X	X	X	X	X	X	X	X	X	X	X	X			0/0/0/0
17 Smith, Tevaun	PS	PS	PS	PS	PS	PS	P	P	IA	PS	PS	PS	PS	PS			2/0/0/1
65 Sokoli, Kristjan	X	X	X	PS	PS	PS	PS	PS	PS	PS	PS	PS	PS	PS			0/0/0/0
81 Street, Devin	X	X	IA	IA	IA	IA	P	P	P	IA	PS	PS	PS	P			4/0/0/5
86 Swoope, Erik	P	TE	P	P	P	P	TE	TE	P	TE	P	P	P	P			14/4/0/0
69 Thornton, Hugh	IR	IR	IR	IR	IR	IR	IR	IR	IR	IR	IR	IR	IR	IR			0/0/0/0
28 Todman, Jordan	P	P	P	P	P	P	P	P	P	P	P	P	P	P			14/0/0/0
16 Tolzien, Scott	DNP	DNP	DNP	DNP	DNP	DNP	DNP	DNP	DNP	DNP	QB	P	DNP	P			3/1/1/0
33 Turbin, Robert	P	P	P	P	IA	P	P	P	P	P	P	P	P	P			13/0/0/1
4 Vinatieri, Adam	P	P	P	P	P	P	P	P	P	P	P	P	P	P			14/0/0/0
67 Vujnovich, Jeremy	PS	PS	PS	P	IA	PS	PS	PS	PS	PS	PS	PS	PS	P			2/0/0/1
93 Walden, Erik	SLB	SLB	SLB	SLB	SLB	SLB	SLB	SLB	SLB	SLB	SLB	SLB	SLB	SLB			14/14/0/0
31 Williams, Duke	X	X	X	X	X	X	X	X	X	X	X	X	X	IA			*9/2/0/1
37 Williams, Frankie	PS	PS	PS	PS	PS	P	PS	PS	P	P	NFI	NFI	NFI	NFI			3/0/0/0
36 Williamson, Andrew	IR	IR	IR	IR	IR	IR	IR	IR	IR	IR	IR	IR	IR	IR			0/0/0/0

^ Played in five games with the Baltimore Ravens from 9/11 - 10/9

# Played in five games with the Carolina Panthers from 9/18 - 10/16

+ Played in two games with the San Diego Chargers from 11/6 - 11/13

\* Played in nine games with the Buffalo Bills from 9/11 - 11/7

% Played in 12 games with the Houston Texans from 9/11 - 12/4

KEY: POSITION - start, P - played, IA - inactive, IR - injured reserve, DNP - did not play, PS - practice squad, X - not with team, PUP - physically unable to perform, NFI - non-football injury  
SUS - suspended player, EXE - exempt, PSI - practice squad/injured



# 2016 COLTS REGULAR SEASON STATS



WON 7, LOST 7				* RUSHING				No.	Yds	Avg	Long	TD				
09/11	L	35-39	Detroit	65,566	Gore	234	891	3.8	22	4						
09/18	L	20-34	at Denver	76,379	Luck	57	312	5.5	33	1						
09/25	W	26-22	San Diego	64,747	Turbin	38	131	3.4	18	6						
10/02	L	27-30	at Jacksonville	83,764	Todman	9	59	6.6	19	0						
10/09	W	29-23	Chicago	66,622	Ferguson	15	20	1.3	11	0						
10/16	L	23-26	OT at Houston	71,891	Dorsett	2	10	5.0	7	0						
10/23	W	34-26	at Tennessee	65,470	Bray	1	7	7.0	7	0						
10/30	L	14-30	Kansas City	65,417	Tolzien	6	3	0.5	5	0						
11/06	W	31-26	at Green Bay	78,437	Moncrief	1	-1	-1.0	-1	0						
11/20	W	24-17	Tennessee	65,048	TEAM	363	1432	3.9	33	11						
11/24	L	7-28	Pittsburgh	66,583	OPPONENTS	342	1534	4.5	57	9						
12/05	W	41-10	at New York Jets	78,160	* RECEIVING											
12/11	L	17-22	Houston	65,250	Hilton	81	1248	15.4	63t	6						
12/18	W	34- 6	at Minnesota	66,820	Doyle	52	528	10.2	24	4						
12/24			at Oakland		Gore	35	251	7.2	49	4						
01/01			Jacksonville		Allen	29	341	11.8	23t	5						
			Ind.	Opp.	Dorsett	28	464	16.6	64t	2						
TOTAL FIRST DOWNS				307	303	Moncrief	28	277	9.9	39	6					
Rushing				84	77	Turbin	22	150	6.8	19	0					
Passing				188	194	Ferguson	20	136	6.8	14	0					
Penalty				35	32	Rogers	15	201	13.4	36	0					
3rd Down: Made/Att				81/184	67/164	Swoope	13	230	17.7	35	1					
3rd Down Pct.				44.0	40.9	Bray	3	36	12.0	22	0					
4th Down: Made/Att				7/16	3/8	Street LG	1	20	20.0	20	0					
4th Down Pct.				43.8	37.5	Street TM	1	20	20.0	20	0					
POSSESSION AVG.				31:09	28:51	TEAM	327	3882	11.9	64t	28					
TOTAL NET YARDS				5056	5193	OPPONENTS	330	3849	11.7	49	23					
Avg. Per Game				361.1	370.9	* INTERCEPTIONS										
Total Plays				917	881	Butler	3	19	6.3	19	0					
Avg. Per Play				5.5	5.9	Adams	2	56	28.0	56	0					
NET YARDS RUSHING				1432	1534	Ayers	1	25	25.0	25	0					
Avg. Per Game				102.3	109.6	Davis	1	0	0.0	0	0					
Total Rushes				363	342	D. Morris	1	0	0.0	0	0					
NET YARDS PASSING				3624	3659	TEAM	8	100	12.5	56	0					
Avg. Per Game				258.9	261.4	OPPONENTS	12	161	13.4	46t	1					
Sacked/Yards Lost				40/258	30/190	* PUNTING	No.	Yds	Avg	Net	TB	In	Lg	B		
Gross Yards				3882	3849	McAfee	49	2408	49.1	42.8	9	17	74	0		
Att./Completions				514/327	509/330	TEAM	49	2408	49.1	42.8	9	17	74	0		
Completion Pct.				63.6	64.8	OPPONENTS	54	2571	47.6	42.6	5	22	78	0		
Had Intercepted				12	8	* PUNT RETURNS	Ret	FC	Yds	Avg	Long	TD				
PUNTS/AVERAGE				49/49.1	54/47.6	Rogers	12	9	109	9.1	30	0				
NET PUNTING AVG.				49/42.8	54/42.6	Bray	7	8	58	8.3	20	0				
PENALTIES/YARDS				94/826	107/1008	Ferguson	1	0	0	0.0	0	0				
FUMBLES/BALL LOST				14/5	15/7	Hilton	1	1	5	5.0	5	0				
TOUCHDOWNS				41	35	Dorsett	0	1	0	---	---	0				
Rushing				11	9	TEAM	21	19	172	8.2	30	0				
Passing				28	23	OPPONENTS	14	16	133	9.5	28	0				
Returns				2	3	* KICKOFF RETURNS	No.	Yds	Avg	Long	TD					
* SCORE BY PERIODS				Q1	Q2	Q3	Q4	OT	PTS	Todman	14	439	31.4	99t	1	
TEAM				84	110	52	116	0	362	Bray	9	231	25.7	39	0	
OPPONENTS				56	108	51	121	3	339	Ferguson	3	61	20.3	24	0	
* SCORING				TD-Ru	Pa-Rt	K-PAT	FG	S	PTS	Hilton	2	5	2.5	5	0	
Vinatieri				0	0	0	39/39	25/28	0	114	Blythe	1	10	10.0	10	0
Gore				8	4	4	0	0	48	James LG	1	18	18.0	18	0	
Hilton				6	0	6	0	0	36	TEAM	29	746	25.7	99t	1	
Moncrief				6	0	6	0	0	36	OPPONENTS	35	742	21.2	40	0	
Turbin				6	6	0	0	0	36	* FIELD GOALS						
Allen				5	0	5	0	0	32	Vinatieri	1-19	20-29	30-39	40-49	50+	
Doyle				4	0	4	0	0	24	TEAM	0/ 0	3/ 3	7/ 7	8/ 9	7/9	
Dorsett				2	0	2	0	0	12	OPPONENTS	0/ 0	3/ 3	7/ 7	8/ 9	7/9	
Luck				1	1	0	0	0	6	Vinatieri: (50G,40G)						
Mathis				1	0	0	1	0	6	(48G,52G)						
Swoope				1	0	1	0	0	6	(38G,33G)						
Todman				1	0	0	1	0	6	(53G,49G)						
TEAM				41	11	28	2	39/39	25/28	0	6	(54G,53G,26G,41G,46G)				
OPPONENTS				35	9	23	3	29/32	32/36	1	6	(41G,37G,36G)				
2-Pt Conv: Allen, TM 1-2, OPP 1-3												(28G,33G)				
SACKS: Walden 10, Mathis 4, Parry 3, Kerr 2.5, Ayers 2, Edwards LG 2, Edwards TM 1, E. Jackson 2, McGill 2, Ridgeway 1.5, Cole 1, D. Jackson 1, TM 30, OPP 40 FUM/LOST: Luck 5/4, Rogers 2/0, Allen 1/0, Dorsett 1/0, Doyle 1/1, Ferguson 1/0, Gore 1/0, James(LG) 1/1, Overton 1/0, Tolzien 1/0												(52N)				
* PASSING				Att	Cmp	Yds	Cmp%	Yds/Att	TD	TD%	Int	Int%	Long	Sack/Lost	Rating	
Luck				476	303	3631	63.7	7.63	27	5.7	10	2.1	64t	37/ 237	97.1	
Tolzien				37	23	216	62.2	5.84	1	2.7	2	5.4	32	3/ 21	64.7	
McAfee				1	1	35	100.0	35.00	0	0.0	0	0.0	35	0/ 0	118.8	
TEAM				514	327	3882	63.6	7.55	28	5.4	12	2.3	64t	40/ 258	95.0	
OPPONENTS				509	330	3849	64.8	7.56	23	4.5	8	1.6	49	30/ 190	96.1	

# 2016 COLTS REGULAR SEASON DEFENSIVE STATS

2016 Colts Defensive Player Statistics

Player	Tkl	Ast	Comb	Sacks	Sk Yds	TFL	QH	Int	PD	FF	FR
D'Qwell Jackson	55	26	81	1.0	12	5	3	0	3	0	2
Mike Adams	56	12	68	0.0	0	0	2	2	2	2	2
Clayton Geathers	54	6	60	0.0	0	2	0	0	5	1	0
Rashaan Melvin	48	6	54	0.0	0	1	0	0	7	1	0
Edwin Jackson	30	17	47	2.0	0	1	2	0	0	0	0
David Parry	31	10	41	3.0	7	4	7	0	0	0	0
Erik Walden	29	10	39	10.0	61	9	16	0	0	2	0
T.J. Green	27	11	38	0.0	0	0	3	0	3	0	0
Darius Butler	27	6	33	0.0	0	0	1	3	7	1	0
Vontae Davis	26	6	32	0.0	0	0	0	1	6	0	0
Arthur Jones	15	15	30	0.0	0	1	0	0	0	0	0
Sio Moore	23	5	28	0.0	0	2	0	0	0	0	0
Antonio Morrison	18	10	28	0.0	0	0	1	0	0	0	0
Patrick Robinson	20	6	26	0.0	0	0	0	0	5	1	0
Robert Mathis	15	7	22	4.0	35	5	3	0	0	2	1
Darryl Morris	18	4	22	0.0	0	0	1	1	4	0	0
Hassan Ridgeway	7	14	21	1.5	6.5	2	5	0	1	0	0
Akeem Ayers	11	5	16	2.0	15	1	3	1	2	0	0
Josh McNary	10	5	15	0.0	0	0	0	0	0	1	0
Zach Kerr	12	3	15	2.5	15.5	4	6	0	0	0	0
Antonio Cromartie	14	0	14	0.0	0	0	0	0	2	0	0
Kendall Langford	8	3	11	0.0	0	1	1	0	2	0	1
Trent Cole	8	3	11	1.0	11	2	1	0	1	0	0
Henry Anderson	6	3	9	0.0	0	0	5	0	1	0	0
Winston Guy	4	1	5	0.0	0	0	0	0	0	0	0
Lavar Edwards	3	1	4	1.0	7	1	2	0	0	0	0
Curt Maggitt	2	2	4	0.0	0	0	1	0	0	0	0
T.Y. McGill	3	1	4	2.0	20	1	6	0	1	1	0
C. Milton	2	1	3	0.0	0	0	0	0	1	0	0
Matthias Farley	2	0	2	0.0	0	0	0	0	0	0	0
Chris Carter	1	0	1	0.0	0	0	0	0	0	0	0
Frankie Williams	1	0	1	0.0	0	0	0	0	0	0	0
<b>Team Totals</b>	<b>586</b>	<b>199</b>	<b>785</b>	<b>30.0</b>	<b>190</b>	<b>42</b>	<b>69</b>	<b>8</b>	<b>53</b>	<b>12</b>	<b>6</b>
<b>Opponent Totals</b>	<b>537</b>	<b>257</b>	<b>794</b>	<b>40.0</b>	<b>258</b>	<b>48</b>	<b>114</b>	<b>12</b>	<b>69</b>	<b>9</b>	<b>4</b>

Tkl=Tackle Ast=Assist Comb=Combined TFL=Tackle for a Loss QH=Quarterback Hit Int=Interception

PD=Pass Defense FF=Forced Fumble FR=Fumble Recovery BL=Blocked

Special Teams

Player	Tkl	Ast	Comb	FF	FR	BL
Matthias Farley	7	5	12	0	0	0
Edwin Jackson	6	4	10	0	0	0
Jordan Todman	6	3	9	0	0	0
Antonio Morrison	7	1	8	0	0	0
Josh McNary	3	5	8	0	0	0
Erik Swoope	4	2	6	0	0	0
Curt Maggitt	1	3	4	0	0	0
Chris Carter	2	2	4	0	0	0
Akeem Ayers	3	1	4	0	0	0
Jack Doyle	2	1	3	0	0	0
Clayton Geathers	1	1	2	0	0	0
Josh Ferguson	1	1	2	0	0	0
Christopher Milton	2	0	2	0	0	0
Deon King	1	1	2	0	0	0
Robert Turbin	1	0	1	0	0	0
Luke Rhodes	1	0	1	0	0	0
David Parry	0	1	1	0	0	0
Darryl Morris	1	0	1	0	0	0
Trevor Bates	0	1	1	0	0	0
<b>Team Totals</b>	<b>49</b>	<b>32</b>	<b>81</b>	<b>0</b>	<b>0</b>	<b>0</b>
<b>Opponent Totals</b>	<b>42</b>	<b>10</b>	<b>52</b>	<b>0</b>	<b>1</b>	<b>0</b>

Sacks

Player	No.
Erik Walden	10.0
Robert Mathis	4.0
David Parry	3.0
Zach Kerr	2.5
Akeem Ayers	2.0
Edwin Jackson	2.0
T.Y. McGill	2.0
Hassan Ridgeway	1.5
Trent Cole	1.0
D'Qwell Jackson	1.0
Lavar Edwards	1.0
<b>Team Totals</b>	<b>30.0</b>

Interceptions

Player	No.
Darius Butler	3
Mike Adams	2
Darryl Morris	1
Akeem Ayers	1
Vontae Davis	1
<b>Team Totals</b>	<b>8</b>

Passes Defensed

Player	No.
Rashaan Melvin	7
Darius Butler	7
Vontae Davis	6
Clayton Geathers	5
Patrick Robinson	5
Darryl Morris	4
D'Qwell Jackson	3
T.J. Green	3
Antonio Cromartie	2
Akeem Ayers	2
Mike Adams	2
T.Y. McGill	1
Hasaan Ridgeway	1
Trent Cole	1
Christopher Milton	1
Henry Anderson	1
<b>Team Totals</b>	<b>51</b>

Tackles For Loss

Player	No.
Erik Walden	9.0
D'Qwell Jackson	5.0
Robert Mathis	5.0
David Parry	4.0
Zach Kerr	4.0
Sio Moore	2.0
Clayton Geathers	2.0
Trent Cole	2.0
Hassan Ridgeway	2.0
Kendall Langford	1.0
Akeem Ayers	1.0
Lavar Edwards	1.0
Arthur Jones	1.0
Edwin Jackson	1.0
T.Y. McGill	1.0
Rashaan Melvin	1.0
<b>Team Totals</b>	<b>42.0</b>

# National Football League Game Summary

NFL Copyright © 2016 by The National Football League. All rights reserved. This summary and play-by-play is for the express purpose of assisting media in their coverage of the game; any other use of this material is prohibited without the written permission of the National Football League. Updated: 12/19/2016

Date: Sunday, 12/18/2016 **Indianapolis Colts at Minnesota Vikings** Start Time: 12:02 PM CST  
at U.S. Bank Stadium, Minneapolis, MN

## Game Day Weather

Game Weather: Indoors  
Played Indoor on Turf: Field Turf

## Officials

Referee: Boger, Jerome (23) Umpire: Hall, Richard (49) Head Linesman: Camp, Ed (134)  
Line Judge: McKenzie, Dana (8) Side Judge: Coleman IV, Walt (87) Field Judge: Hall, Eugene (103)  
Back Judge: Steratore, Tony (112) Replay Official: Madsen, Carl ()

## Lineups

Indianapolis Colts				Minnesota Vikings			
Offense		Defense		Offense		Defense	
WR	15 P.Dorsett	DE	91 H.Ridgeway	WR	19 A.Thielen	LE	96 B.Robison
LT	74 A.Castonzo	NT	54 D.Parry	TE	85 R.Ellison	DT	93 S.Stephen
C	78 R.Kelly	DT	94 Z.Kerr	LT	68 T.Clemmings	NT	98 L.Joseph
RG	73 J.Haeg	SLB	93 E.Walden	LG	76 A.Boone	RE	97 E.Griffen
RT	62 L.Clark	MIKE	44 A.Morrison	C	62 N.Easton	MLB	54 E.Kendricks
TE	83 D.Allen	WILL	53 E.Jackson	RG	61 J.Berger	SLB	55 A.Barr
WR	13 T.Hilton	RLB	58 T.Cole	RT	78 J.Sirles	WLB	52 C.Greenway
QB	12 A.Luck	LCB	30 R.Melvin	TE	82 K.Rudolph	RCB	29 X.Rhodes
TE	84 J.Doyle	SS	29 M.Adams	WR	12 C.Johnson	SS	34 A.Sendejo
RB	23 F.Gore	FS	20 D.Butler	QB	8 S.Bradford	FS	41 A.Harris
LG	72 J.Harrison	RCB	21 V.Davis	HB	28 A.Peterson	LCB	23 T.Newman

## Substitutions

P 1 P.McAfee, K 4 A.Vinatieri, QB 16 S.Tolzien, RB 28 J.Todman, S 32 T.Green, RB 33 R.Turbin, RB 34 J.Ferguson, CB 35 D.Morris, CB 40 C.Milton, S 41 M.Farley, OLB 43 C.Carter, LS 45 M.Overton, ILB 46 L.Rhodes, ILB 50 D.King, OLB 56 A.Ayers, ILB 57 J.McNary, C 63 A.Blythe, T 67 J.Vujnovich, WR 80 C.Rogers, WR 81 D.Street, TE 86 E.Swoope, DT 96 H.Anderson, OLB 98 R.Mathis, DT 99 T.McGill

## Substitutions

K 2 K.Forbath, WR 14 S.Diggs, WR 17 J.Wright, P 18 J.Locke, CB 20 M.Alexander, RB 21 J.McKinnon, CB 24 C.Munnerlyn, S 27 J.Kearse, CB 35 M.Sherels, LB 40 K.Brothers, RB 44 M.Asiata, LS 47 K.McDermott, FB 48 Z.Line, LB 51 E.Robinson, LB 57 A.Cole, LB 59 E.Lamur, G 67 Z.Kerin, WR 84 C.Patterson, TE 89 D.Morgan, DT 92 Tom.Johnson, DE 94 J.Trattou, DE 99 D.Hunter

## Did Not Play

QB 13 S.Hill, T 69 R.Hill

## Did Not Play

## Not Active

WR 10 D.Moncrief, DB 31 D.Williams, DB 38 C.James, LB 48 D.Mount, T/G 71 D.Good, T/G 76 J.Reitz, DT 97 A.Jones

## Not Active

QB 6 T.Heinicke, WR 11 L.Treadwell, S 22 H.Smith, CB 26 T.Waynes, G 63 B.Fusco, G 64 W.Beavers, DE 91 S.Weatherly

## Field Goals (made ( ) & missed)

A.Vinatieri		(48) (50)		K.Forbath		(32) (51)	
		1	2	3	4	OT	Total
VISITOR:	Indianapolis Colts	10	17	0	7	0	34
HOME:	Minnesota Vikings	0	0	3	3	0	6

## Scoring Plays

Team	Qtr	Time	Play Description (Extra Point) (Drive Info)	Visitor	Home
Colts	1	9:01	A.Vinatieri 48 yd. Field Goal (11-46, 5:59)	3	0
Colts	1	2:22	R.Turbin 1 yd. run (A.Vinatieri kick) (11-52, 4:57)	10	0
Colts	2	7:16	E.Swoope 27 yd. pass from A.Luck (A.Vinatieri kick) (9-92, 5:39)	17	0
Colts	2	0:33	R.Turbin 6 yd. run (A.Vinatieri kick) (13-91, 5:35)	24	0
Colts	2	0:00	A.Vinatieri 50 yd. Field Goal (2-4, 0:19)	27	0
Vikings	3	3:51	K.Forbath 32 yd. Field Goal (12-71, 4:10)	27	3
Colts	4	14:55	P.Dorsett 50 yd. pass from A.Luck (A.Vinatieri kick) (7-88, 3:56)	34	3
Vikings	4	11:57	K.Forbath 51 yd. Field Goal (9-39, 2:58)	34	6

Paid Attendance: 66,820

Time: 2:48

Indianapolis Colts vs Minnesota Vikings  
12/18/2016 at U.S. Bank Stadium

Final Individual Statistics

Indianapolis Colts

RUSHING	ATT	YDS	AVG	LG	TD
F.Gore	26	101	3.9	9	0
R.Turbin	7	32	4.6	12	2
J.Todman	4	19	4.8	12	0
A.Luck	1	8	8.0	8	0
J.Ferguson	2	1	0.5	1	0
Total	40	161	4.0	12	2

PASSING	ATT	CMP	YDS	SK/YD	TD	LG	IN	RT
A.Luck	28	21	250	0/0	2	50	0	125.6
Total	28	21	250	0/0	2	50	0	125.6

PASS RECEIVING	TAR	REC	YDS	AVG	LG	TD
J.Doyle	4	4	32	8.0	13	0
F.Gore	4	4	14	3.5	9	0
E.Swoope	3	3	50	16.7	27	1
T.Hilton	7	3	45	15.0	31	0
C.Rogers	5	3	24	8.0	9	0
R.Turbin	2	2	22	11.0	17	0
P.Dorsett	1	1	50	50.0	50	1
D.Allen	2	1	13	13.0	13	0
Total	28	21	250	11.9	50	2

INTERCEPTIONS	NO	YDS	AVG	LG	TD
M.Adams	1	0	0.0	0	0
Total	1	0	0.0	0	0

PUNTING	NO	YDS	AVG	NET	TB	IN20	LG
P.McAfee	3	127	42.3	42.3	0	2	44
Total	3	127	42.3	42.3	0	2	44

PUNT RETURNS	NO	YDS	AVG	FC	LG	TD
C.Rogers	1	30	30.0	1	30	0
[DOWNED]	1	0	0.0	0	0	0
Total	1	30	30.0	1	30	0

KICKOFF RETURNS	NO	YDS	AVG	FC	LG	TD
J.Todman	2	37	18.5	0	26	0
[TOUCHBACK]	1	0	0.0	0	0	0
Total	2	37	18.5	0	26	0

Minnesota Vikings

RUSHING	ATT	YDS	AVG	LG	TD
A.Peterson	6	22	3.7	13	0
J.McKinnon	3	12	4.0	6	0
Total	9	34	3.8	13	0

PASSING	ATT	CMP	YDS	SK/YD	TD	LG	IN	RT
S.Bradford	42	32	291	5/43	0	28	1	84.5
Total	42	32	291	5/43	0	28	1	84.5

PASS RECEIVING	TAR	REC	YDS	AVG	LG	TD
J.McKinnon	9	9	59	6.6	15	0
K.Rudolph	10	8	97	12.1	28	0
C.Johnson	5	5	50	10.0	17	0
C.Patterson	8	5	49	9.8	19	0
S.Diggs	5	2	13	6.5	11	0
M.Asiate	1	1	20	20.0	20	0
J.Wright	2	1	2	2.0	2	0
A.Peterson	1	1	1	1.0	1	0
A.Thielen	1	0	0	0.0	0	0
Total	42	32	291	9.1	28	0

INTERCEPTIONS	NO	YDS	AVG	LG	TD
Total	0	0	0	0	0

PUNTING	NO	YDS	AVG	NET	TB	IN20	LG
J.Locke	3	146	48.7	38.7	0	2	52
Total	3	146	48.7	38.7	0	2	52

PUNT RETURNS	NO	YDS	AVG	FC	LG	TD
M.Sherels	0	0	0.0	3	0	0
Total	0	0	0.0	3	0	0

KICKOFF RETURNS	NO	YDS	AVG	FC	LG	TD
C.Patterson	4	124	31.0	0	40	0
[TOUCHBACK]	2	0	0.0	0	0	0
Total	4	124	31.0	0	40	0

Indianapolis Colts

FUMBLES	FUM	LOST	OWN-REC	YDS	TD	FORCED	OPP-REC	YDS	TD	OUT-BDS
M.Adams	0	0	0	0	0	1	1	0	0	0
R.Mathis	0	0	0	0	0	1	0	0	0	0
H.Anderson	0	0	0	0	0	0	1	0	0	0
Total	0	0	0	0	0	2	2	0	0	0

Minnesota Vikings

FUMBLES	FUM	LOST	OWN-REC	YDS	TD	FORCED	OPP-REC	YDS	TD	OUT-BDS
S.Bradford	1	1	0	0	0	0	0	0	0	0
A.Peterson	1	1	0	0	0	0	0	0	0	0
Total	2	2	0	0	0	0	0	0	0	0



**Indianapolis Colts vs Minnesota Vikings**  
**12/18/2016 at U.S. Bank Stadium**

# Final Team Statistics

	Visitor Colts	Home Vikings
<b>TOTAL FIRST DOWNS</b>	27	20
By Rushing	9	0
By Passing	14	18
By Penalty	4	2
<b>THIRD DOWN EFFICIENCY</b>	7-13-54%	3-9-33%
<b>FOURTH DOWN EFFICIENCY</b>	0-1-0%	0-1-0%
<b>TOTAL NET YARDS</b>	411	282
Total Offensive Plays (inc. times thrown passing)	68	56
Average gain per offensive play	6.0	5.0
<b>NET YARDS RUSHING</b>	161	34
Total Rushing Plays	40	9
Average gain per rushing play	4.0	3.8
Tackles for a loss-number and yards	0-0	0-0
<b>NET YARDS PASSING</b>	250	248
Times thrown - yards lost attempting to pass	0-0	5-43
Gross yards passing	250	291
<b>PASS ATTEMPTS-COMPLETIONS-HAD INTERCEPTED</b>	28-21-0	42-32-1
Avg gain per pass play (inc.# thrown passing)	8.9	5.3
<b>KICKOFFS Number-In End Zone-Touchbacks</b>	6-6-2	3-2-1
<b>PUNTS Number and Average</b>	3-42.3	3-48.7
Had Blocked	0	0
<b>FGs - PATs Had Blocked</b>	0-0	0-0
<b>Net Punting Average</b>	42.3	38.7
<b>TOTAL RETURN YARDAGE (Not Including Kickoffs)</b>	30	0
No. and Yards Punt Returns	1-30	0-0
No. and Yards Kickoff Returns	2-37	4-124
No. and Yards Interception Returns	1-0	0-0
<b>PENALTIES Number and Yards</b>	5-55	6-27
<b>FUMBLES Number and Lost</b>	0-0	2-2
<b>TOUCHDOWNS</b>	4	0
Rushing	2	0
Passing	2	0
<b>EXTRA POINTS Made-Attempts</b>	4-4	0-0
Kicking Made-Attempts	4-4	0-0
<b>FIELD GOALS Made-Attempts</b>	2-2	2-2
<b>RED ZONE EFFICIENCY</b>	2-3-67%	0-2-0%
<b>GOAL TO GO EFFICIENCY</b>	2-2-100%	0-0-0%
<b>SAFETIES</b>	0	0
<b>FINAL SCORE</b>	34	6
<b>TIME OF POSSESSION</b>	37:02	22:58

Indianapolis Colts vs Minnesota Vikings  
12/18/2016 at U.S. Bank Stadium

# Ball Possession And Drive Chart

## Indianapolis Colts

#	Time Recd	Time Lost	Time Poss	How Ball Obtained	Drive Began	# Play	Yds Gain	Yds Pen	Net Yds	1st Down	Last Scrm	How Given Up
1	15:00	9:01	5:59	Kickoff	IND 24	11	46	0	46	3	MIN 30	Field Goal
2	7:19	2:22	4:57	Punt	IND 48	11	50	2	52	4	* MIN 1	Touchdown
3	0:10	14:07	1:03	Punt	IND 17	3	8	-5	3	0	IND 20	Punt
4	12:55	7:16	5:39	Punt	IND 8	9	87	5	92	6	MIN 27	Touchdown
5	6:08	0:33	5:35	Fumble	IND 9	13	86	5	91	8	* MIN 6	Touchdown
6	0:19	0:00	0:19	Interception	MIN 36	2	4	0	4	0	MIN 32	Field Goal
7	10:15	8:01	2:14	Fumble	IND 33	3	8	0	8	0	IND 41	Punt
8	3:51	14:55	3:56	Kickoff	IND 12	7	88	0	88	4	50	Touchdown
9	11:57	7:46	4:11	Kickoff	IND 25	6	18	0	18	1	IND 43	Punt
10	5:09	2:00	3:09	Downs	MIN 30	5	16	0	16	1	* MIN 15	Downs

(310) Average IND 31

## Minnesota Vikings

#	Time Recd	Time Lost	Time Poss	How Ball Obtained	Drive Began	# Play	Yds Gain	Yds Pen	Net Yds	1st Down	Last Scrm	How Given Up
1	9:01	7:19	1:42	Kickoff	MIN 25	3	5	0	5	0	MIN 30	Punt
2	2:22	0:10	2:12	Kickoff	MIN 25	4	19	-5	14	1	MIN 39	Punt
3	14:07	12:55	1:12	Punt	MIN 38	3	4	0	4	0	MIN 42	Punt
4	7:16	6:08	1:08	Kickoff	50	2	41	0	41	1	IND 22	Fumble
5	0:33	0:19	0:14	Kickoff	MIN 23	1	0	0	0	0	MIN 23	Interception
6	15:00	10:15	4:45	Kickoff	MIN 13	9	45	10	55	5	IND 24	Fumble
7	8:01	3:51	4:10	Punt	MIN 15	12	56	15	71	5	* IND 14	Field Goal
8	14:55	11:57	2:58	Kickoff	MIN 28	9	39	0	39	3	IND 33	Field Goal
9	7:46	5:09	2:37	Punt	MIN 16	7	14	0	14	1	MIN 30	Downs
10	2:00	0:00	2:00	Downs	MIN 14	8	59	0	59	4	* IND 13	End of Game

(247) Average MIN 25

\* inside opponent's 20

### Time of Possession by Quarter

	1st	2nd	3rd	4th	OT	Total
<b>Visitor</b> Indianapolis Colts	11:06	12:26	6:05	7:25		37:02
<b>Home</b> Minnesota Vikings	3:54	2:34	8:55	7:35		22:58

### Kickoff Drive No.-Start Average

Colts: 3 - IND 20      Vikings: 6 - MIN 27

Indianapolis Colts vs Minnesota Vikings  
12/18/2016 at U.S. Bank Stadium

# Final Defensive Statistics

## Indianapolis Colts

### Regular Defensive Plays

### Special Teams

### Misc

	TKL	AST	COMB	SK	/ YDS	TFL	Q	IN	PD	FF	FR	TKL	AST	FF	FR	BL	TKL	AST	FF	FR
E.Jackson	6	1	7	0	0	0	0	0	0	0	0	0	0	0	0	0	0	0	0	0
T.Green	4	3	7	0	0	0	0	0	0	0	0	0	0	0	0	0	0	0	0	0
M.Adams	5	1	6	0	0	0	0	1	1	1	1	0	0	0	0	0	0	0	0	0
D.Morris	4	2	6	0	0	0	0	0	1	0	0	0	0	0	0	0	0	0	0	0
A.Morrison	4	0	4	0	0	0	0	0	0	0	0	0	0	0	0	0	0	0	0	0
R.Melvin	4	0	4	0	0	0	0	0	0	0	0	0	0	0	0	0	0	0	0	0
E.Walden	2	1	3	2	12	2	2	0	0	0	0	0	0	0	0	0	0	0	0	0
C.Milton	2	1	3	0	0	0	0	0	1	0	0	1	0	0	0	0	0	0	0	0
A.Ayers	2	0	2	0	0	0	0	0	0	0	0	1	0	0	0	0	0	0	0	0
Z.Kerr	1	1	2	1	14	1	1	0	0	0	0	0	0	0	0	0	0	0	0	0
T.McGill	1	0	1	1	9	1	1	0	0	0	0	0	0	0	0	0	0	0	0	0
R.Mathis	1	0	1	1	8	0	0	0	0	1	0	0	0	0	0	0	0	0	0	0
D.Butler	1	0	1	0	0	0	0	0	0	0	0	0	0	0	0	0	0	0	0	0
T.Cole	1	0	1	0	0	0	0	0	0	0	0	0	0	0	0	0	0	0	0	0
V.Davis	1	0	1	0	0	0	0	0	0	0	0	0	0	0	0	0	0	0	0	0
M.Farley	1	0	1	0	0	0	0	0	0	0	0	0	0	0	0	0	0	0	0	0
H.Anderson	0	0	0	0	0	0	0	0	0	0	1	0	0	0	0	0	0	0	0	0
J.Todman	0	0	0	0	0	0	0	0	0	0	0	1	0	0	0	0	0	0	0	0
D.King	0	0	0	0	0	0	0	0	0	0	0	1	0	0	0	0	0	0	0	0
<b>Total</b>	<b>40</b>	<b>10</b>	<b>50</b>	<b>5</b>	<b>43</b>	<b>4</b>	<b>4</b>	<b>1</b>	<b>3</b>	<b>2</b>	<b>2</b>	<b>4</b>	<b>0</b>	<b>0</b>	<b>0</b>	<b>0</b>	<b>0</b>	<b>0</b>	<b>0</b>	<b>0</b>

TKL = Tackle AST = Assist COMB = Combined QH=QB Hit IN = Interception PD = Pass Defense FF = Forced Fumble FR = Fumble Recovery

## Minnesota Vikings

### Regular Defensive Plays

### Special Teams

### Misc

	TKL	AST	COMB	SK	/ YDS	TFL	QH	IN	PD	FF	FR	TKL	AST	FF	FR	BL	TKL	AST	FF	FR
A.Harris	9	6	15	0	0	0	0	0	1	0	0	0	0	0	0	0	0	0	0	0
L.Joseph	7	6	13	0	0	0	0	0	0	0	0	0	0	0	0	0	0	0	0	0
E.Kendricks	5	4	9	0	0	0	0	0	0	0	0	0	0	0	0	0	0	0	0	0
X.Rhodes	6	0	6	0	0	0	0	0	0	0	0	0	0	0	0	0	0	0	0	0
A.Sendejo	5	1	6	0	0	0	0	0	0	0	0	1	0	0	0	0	0	0	0	0
C.Greenway	3	1	4	0	0	0	0	0	0	0	0	0	0	0	0	0	0	0	0	0
S.Stephen	2	2	4	0	0	0	0	0	0	0	0	0	0	0	0	0	0	0	0	0
T.Newman	2	1	3	0	0	0	0	0	1	0	0	0	0	0	0	0	0	0	0	0
C.Munnerlyn	1	1	2	0	0	0	0	0	1	0	0	0	0	0	0	0	0	0	0	0
E.Lamur	1	1	2	0	0	0	0	0	0	0	0	0	0	0	0	0	0	0	0	0
Tom.Johnson	1	0	1	0	0	0	1	0	0	0	0	0	0	0	0	0	0	0	0	0
D.Hunter	1	0	1	0	0	0	0	0	0	0	0	0	0	0	0	0	0	0	0	0
B.Robison	0	1	1	0	0	0	1	0	0	0	0	0	0	0	0	0	0	0	0	0
A.Barr	0	1	1	0	0	0	0	0	0	0	0	0	0	0	0	0	0	0	0	0
E.Griffen	0	1	1	0	0	0	0	0	0	0	0	0	0	0	0	0	0	0	0	0
K.Brothers	0	0	0	0	0	0	0	0	0	0	0	1	0	0	0	0	0	0	0	0
J.Locke	0	0	0	0	0	0	0	0	0	0	0	1	0	0	0	0	0	0	0	0
A.Peterson	0	0	0	0	0	0	0	0	0	0	0	0	0	0	0	0	1	0	0	0
S.Diggs	0	0	0	0	0	0	0	0	0	0	0	0	0	0	0	0	1	0	0	0
J.Sirles	0	0	0	0	0	0	0	0	0	0	0	0	0	0	0	0	1	0	0	0
<b>Total</b>	<b>43</b>	<b>26</b>	<b>69</b>	<b>0</b>	<b>0</b>	<b>0</b>	<b>2</b>	<b>0</b>	<b>3</b>	<b>0</b>	<b>0</b>	<b>3</b>	<b>0</b>	<b>0</b>	<b>0</b>	<b>0</b>	<b>3</b>	<b>0</b>	<b>0</b>	<b>0</b>

Indianapolis Colts vs Minnesota Vikings

12/18/2016 at U.S. Bank Stadium

First Half Summary

PERIOD SCORES

Colts 10 17 = 27  
Vikings 0 0 = 0

TIME OF POSSESSION

Colts 23:32  
Vikings 6:28

Scoring Plays

Team	Qtr	Time	Play Description (Extra Point) (Drive Info)	Visitor	Home
Colts	1	9:01	A.Vinatieri 48 yd. Field Goal (11-46, 5:59)	3	0
Colts	1	2:22	R.Turbin 1 yd. run (A.Vinatieri kick) (11-52, 4:57)	10	0
Colts	2	7:16	E.Swoope 27 yd. pass from A.Luck (A.Vinatieri kick) (9-92, 5:39)	17	0
Colts	2	0:33	R.Turbin 6 yd. run (A.Vinatieri kick) (13-91, 5:35)	24	0
Colts	2	0:00	A.Vinatieri 50 yd. Field Goal (2-4, 0:19)	27	0

	Indianapolis Colts	Minnesota Vikings
TOTAL FIRST DOWNS	21	2
First Downs Rushing-Passing-by Penalty	6 - 11 - 4	0 - 2 - 0
THIRD DOWN EFFICIENCY	5-8-63%	0-3-0%
TOTAL NET YARDS	281	69
Total Offensive Plays	47	13
NET YARDS RUSHING	98	17
NET YARDS PASSING	183	52
Gross Yards Passing	183	52
Times thrown-yards lost attempting to pass	0-0	0-0
Pass Attempts-Completions-Had Intercepted	23 - 16 - 0	8 - 5 - 1
Punts-Number and Average	1 - 42	3 - 48.7
Penalties-Number and Yards	3 - 25	5 - 22
Fumbles-Number and Lost	0 - 0	1 - 1
Red Zone Efficiency	2-2-100%	0-0-0%
Average Drive Start	IND 28	MIN 32

Indianapolis Colts										Minnesota Vikings									
RUSHING						RUSHING													
ATT	YDS	AVG	LG	TD		ATT	YDS	AVG	LG	TD									
18	73	4.1	9	0	F.Gore	4	16	4.0	13	0	A.Peterson								
4	13	3.3	6	2	R.Turbin	1	1	1.0	1	0	J.McKinnon								
1	8	8.0	8	0	A.Luck														
1	4	4.0	4	0	J.Todman														
24	98	4.1	9	2	Total	5	17	3.4	13	0	Total								
PASSING										PASSING									
ATT	CMP	YDS	SK/YD	TD	LG	IN	RT		ATT	CMP	YDS	SK/YD	TD	LG	IN	RT			
23	16	183	0/0	1	31	0	107.7	A.Luck	8	5	52	0/0	0	28	1	41.7			
23	16	183	0/0	1	31	0	107.7	Total	8	5	52	0/0	0	28	1	41.7			
PASS RECEIVING								PASS RECEIVING											
TAR	REC	YDS	AVG	LG	TD			TAR	REC	YDS	AVG	LG	TD						
3	3	50	16.7	27	1	E.Swoope		3	3	34	11.3	28	0	K.Rudolph					
3	3	29	9.7	13	0	J.Doyle		1	1	17	17.0	17	0	C.Johnson					
3	3	10	3.3	9	0	F.Gore		1	1	1	1.0	1	0	A.Peterson					
6	2	43	21.5	31	0	T.Hilton		2	0	0	0.0	0	0	S.Diggs					
2	2	22	11.0	17	0	R.Turbin		1	0	0	0.0	0	0	A.Thielen					
4	2	16	8.0	9	0	C.Rogers													
2	1	13	13.0	13	0	D.Allen													
23	16	183	11.4	31	1	Total		8	5	52	10.4	28	0	Total					

Indianapolis Colts	Regular Defensive Plays												Special Teams					Misc			
	TKL	AST	COMB	SK	/ YDS	TFL	Q	IN	PD	FF	FR	TKL	AST	FF	FR	BL	TKL	AST	FF	FR	
R.Melvin	2	0	2	0	0	0	0	0	0	0	0	0	0	0	0	0	0	0	0	0	
A.Morrison	2	0	2	0	0	0	0	0	0	0	0	0	0	0	0	0	0	0	0	0	
T.Green	1	1	2	0	0	0	0	0	0	0	0	0	0	0	0	0	0	0	0	0	
M.Adams	1	0	1	0	0	0	0	1	1	1	1	0	0	0	0	0	0	0	0	0	
Total	6	1	7	0	0	0	0	1	1	1	1	0	0	0	0	0	0	0	0	0	



## First Half Summary

Play By Play

First Quarter

12/18/2016

MIN wins the coin toss and elects to defer. IND elects to Receive, and MIN elects to defend the east goal.

K.Forbath kicks 67 yards from MIN 35 to IND -2. J.Todman to IND 24 for 26 yards (K.Brothers).

Indianapolis Colts at 15:00, (1st play from scrimmage 14:56)

1-10-IND 24	(14:56) F.Gore left end to IND 25 for 1 yard (L.Joseph).	
2-9-IND 25	(14:19) F.Gore up the middle to IND 33 for 8 yards (A.Harris).	
3-1-IND 33	(13:45) A.Blythe reported in as eligible. F.Gore up the middle to IND 37 for 4 yards (E.Kendricks; A.Harris).	R1
<u>1-10-IND 37</u>	(13:12) (Shotgun) A.Luck pass short left to F.Gore to IND 37 for no gain (C.Greenway).	
2-10-IND 37	(12:36) R.Turbin left guard to IND 39 for 2 yards (A.Sendejo).	
3-8-IND 39	(11:56) (Shotgun) A.Luck pass short right to T.Hilton to MIN 49 for 12 yards (A.Sendejo).	P2
<u>1-10-MIN 49</u>	(11:12) (Shotgun) A.Luck pass short middle to J.Doyle to MIN 38 for 11 yards (A.Harris).	P3
<u>1-10-MIN 38</u>	(10:32) F.Gore right guard to MIN 38 for no gain (A.Harris).	
2-10-MIN 38	(9:53) A.Luck pass incomplete deep middle to T.Hilton.	
3-10-MIN 38	(9:47) (Shotgun) A.Luck scrambles left end to MIN 30 for 8 yards (E.Lamur).	
4-2-MIN 30	<b>(9:06) (Field Goal formation) A.Vinatieri 48 yard field goal is GOOD, Center-M.Overton, Holder-P.McAfee.</b>	

IND 3 MIN 0, 11 plays, 46 yards, 5:59 drive, 5:59 elapsed

P.McAfee kicks 65 yards from IND 35 to end zone, Touchback.

Minnesota Vikings at 9:01

1-10-MIN 25	(9:01) A.Peterson up the middle to MIN 27 for 2 yards (A.Morrison).	
2-8-MIN 27	(8:34) (Shotgun) S.Bradford pass short right to A.Peterson to MIN 28 for 1 yard (D.Butler).	
3-7-MIN 28	(8:06) (Shotgun) S.Bradford pass short left to K.Rudolph to MIN 30 for 2 yards (T.Green).	
4-5-MIN 30	(7:34) (Punt formation) J.Locke punts 52 yards to IND 18, Center-K.McDermott. C.Rogers to IND 48 for 30 yards (J.Locke).	

Indianapolis Colts at 7:19

1-10-IND 48	(7:19) (Shotgun) A.Luck pass short right to F.Gore to IND 49 for 1 yard (T.Newman).	
2-9-IND 49	(6:42) F.Gore up the middle to MIN 49 for 2 yards (L.Joseph; A.Harris).	
3-7-MIN 49	(5:58) (Shotgun) A.Luck pass deep middle to T.Hilton to MIN 18 for 31 yards (A.Harris) [B.Robison].	P4
<u>1-10-MIN 18</u>	(5:10) F.Gore left guard to MIN 14 for 4 yards (C.Greenway; E.Kendricks).	
2-6-MIN 14	(4:39) (Shotgun) J.Todman left end to MIN 10 for 4 yards (A.Harris).	
3-2-MIN 10	(3:57) (Shotgun) A.Luck pass short left to C.Rogers to MIN 3 for 7 yards (X.Rhodes).	P5
<u>1-3-MIN 3</u>	(3:20) (Shotgun) A.Luck pass incomplete short left to D.Allen (A.Harris).	
2-3-MIN 3	(3:13) (Shotgun) A.Luck pass incomplete short left to T.Hilton.	
3-3-MIN 3	(3:10) (Shotgun) A.Luck pass incomplete short right to T.Hilton (C.Munnerlyn).	
4-3-MIN 3	(3:07) (Field Goal formation) A.Vinatieri 21 yard field goal is GOOD, NULLIFIED by Penalty, Center-M.Overton, Holder-P.McAfee.	
	<i>PENALTY on MIN-L.Joseph, Leverage, 2 yards, enforced at MIN 3 - No Play.</i>	X6
<u>1-1-MIN 1</u>	(3:02) (Run formation) A.Blythe and D.Parry reported in as eligible. F.Gore left guard to MIN 1 for no gain (E.Lamur; L.Joseph).	
2-1-MIN 1	<b>(2:25) (Run formation) R.Turbin up the middle for 1 yard, TOUCHDOWN.</b>	R7
	(Kick formation) A.Vinatieri extra point is GOOD, Center-M.Overton, Holder-P.McAfee.	

IND 10 MIN 0, 11 plays, 52 yards, 1 penalty, 4:57 drive, 12:38 elapsed

P.McAfee kicks 65 yards from IND 35 to end zone, Touchback.

Minnesota Vikings at 2:22

1-10-MIN 25	(2:22) S.Bradford pass short right to C.Johnson to MIN 42 for 17 yards (R.Melvin).	P1
<u>1-10-MIN 42</u>	(1:51) A.Peterson up the middle to MIN 43 for 1 yard (A.Morrison).	
2-9-MIN 43	(1:09) (Shotgun) J.McKinnon right end pushed ob at MIN 44 for 1 yard (A.Ayers).	
3-8-MIN 44	<i>(:44) (Shotgun) PENALTY on MIN-S.Diggs, False Start, 5 yards, enforced at MIN 44 - No Play.</i>	
3-13-MIN 39	(:27) (Shotgun) S.Bradford pass incomplete deep right to A.Thielen.	
4-13-MIN 39	(:22) (Punt formation) J.Locke punts 44 yards to IND 17, Center-K.McDermott, downed by MIN-J.Kearse.	

Indianapolis Colts at 0:10

1-10-IND 17	(:10) F.Gore right guard to IND 22 for 5 yards (X.Rhodes).
-------------	--

END OF QUARTER

	Score	Time Poss	First Downs				Efficiencies	
			R	P	X	T	3 Down	4 Down
Indianapolis Colts	10	11:06	2	4	1	7	4/6	0/0
Minnesota Vikings	0	3:54	0	1	0	1	0/2	0/0

## Play By Play

## Second Quarter

12/18/2016

Indianapolis Colts continued.

- 2-5-IND 22 (15:00) *PENALTY on IND-J.Haeg, False Start, 5 yards, enforced at IND 22 - No Play.*
- 2-10-IND 17 (15:00) F.Gore up the middle to IND 20 for 3 yards (E.Kendricks).
- 3-7-IND 20 (14:20) (Shotgun) A.Luck pass incomplete short left to C.Rogers [Tom.Johnson].
- 4-7-IND 20 (14:15) (Punt formation) P.McAfee punts 42 yards to MIN 38, Center-M.Overton, fair catch by M.Sherels.

## Minnesota Vikings at 14:07

- 1-10-MIN 38 (14:07) (Shotgun) S.Bradford pass short right to K.Rudolph to MIN 42 for 4 yards (R.Melvin).
- 2-6-MIN 42 (13:44) (No Huddle, Shotgun) A.Peterson up the middle to MIN 42 for no gain (T.Green; Z.Kerr).
- 3-6-MIN 42 (13:08) (Shotgun) S.Bradford pass incomplete short left to S.Diggs.
- 4-6-MIN 42 (13:04) (Punt formation) J.Locke punts 50 yards to IND 8, Center-K.McDermott, fair catch by C.Rogers.

## Indianapolis Colts at 12:55

- 1-10-IND 8 (12:55) F.Gore right end to IND 11 for 3 yards (E.Kendricks; L.Joseph).
- 2-7-IND 11 (12:13) A.Luck pass short middle to J.Doyle to IND 16 for 5 yards (E.Kendricks).
- 3-2-IND 16 (11:31) (Shotgun) A.Luck pass short right to E.Swoope to IND 23 for 7 yards (T.Newman). P8
- 1-10-IND 23 (10:57) A.Luck pass short right to F.Gore to IND 32 for 9 yards (E.Kendricks).
- 2-1-IND 32 (10:14) A.Luck pass short left to C.Rogers to IND 41 for 9 yards (X.Rhodes). P9
- 1-10-IND 41 (9:34) A.Luck pass incomplete short middle to F.Gore.
- PENALTY on MIN-T.Newman, Defensive Holding, 5 yards, enforced at IND 41 - No Play.*
- Penalty on MIN-X.Rhodes, Defensive Holding, declined.*
- 1-10-IND 46 (9:29) F.Gore left end to MIN 48 for 6 yards (Tom.Johnson). X10
- 2-4-MIN 48 (8:47) F.Gore up the middle to MIN 43 for 5 yards (A.Harris; E.Kendricks). R11
- 1-10-MIN 43 (8:04) (Shotgun) A.Luck pass short middle to E.Swoope to MIN 27 for 16 yards (X.Rhodes). P12
- 1-10-MIN 27 (7:23) **A.Luck pass deep left to E.Swoope for 27 yards, TOUCHDOWN.** P13
- (Kick formation) A.Vinatieri extra point is GOOD, Center-M.Overton, Holder-P.McAfee.

IND 17 MIN 0, 9 plays, 92 yards, 1 penalty, 5:39 drive, 7:44 elapsed

P.McAfee kicks 70 yards from IND 35 to MIN -5. C.Patterson to MIN 35 for 40 yards (C.Milton).

*PENALTY on IND-J.Todman, Unnecessary Roughness, 15 yards, enforced at MIN 35.*

## Minnesota Vikings at 7:16, (1st play from scrimmage 7:10)

- 1-10-50 (7:10) S.Bradford pass deep left to K.Rudolph to IND 22 for 28 yards (E.Jackson). P2
- 1-10-IND 22 (6:22) A.Peterson up the middle to IND 9 for 13 yards (M.Adams). FUMBLES (M.Adams), RECOVERED by IND-M.Adams at IND 9. M.Adams to IND 9 for no gain (A.Peterson).

## Indianapolis Colts at 6:08

- 1-10-IND 9 (6:08) F.Gore left end to IND 17 for 8 yards (A.Harris; A.Barr).
- 2-2-IND 17 (5:26) F.Gore left guard to IND 21 for 4 yards (A.Sendejo). R14
- 1-10-IND 21 (4:44) (Shotgun) A.Luck pass short right to J.Doyle to IND 34 for 13 yards (E.Kendricks). P15
- 1-10-IND 34 (4:00) F.Gore right tackle to IND 37 for 3 yards (B.Robison; L.Joseph).
- 2-7-IND 37 (3:19) *PENALTY on IND-L.Clark, False Start, 5 yards, enforced at IND 37 - No Play.*
- 2-12-IND 32 (2:54) (Shotgun) A.Luck pass short right to D.Allen to IND 45 for 13 yards (A.Harris). P16
- 1-10-IND 45 (2:17) A.Luck pass incomplete short left to T.Hilton.
- 2-10-IND 45 (2:12) A.Luck pass short left to R.Turbin to 50 for 5 yards (X.Rhodes).

## Two-Minute Warning

- 3-5-50 (2:00) (Shotgun) *PENALTY on MIN-E.Griffen, Neutral Zone Infraction, 5 yards, enforced at 50 - No Play.* X17
- 1-10-MIN 45 (2:00) F.Gore left tackle to MIN 36 for 9 yards (A.Harris; L.Joseph).
- 2-1-MIN 36 (1:39) (No Huddle, Shotgun) F.Gore up the middle to MIN 32 for 4 yards (L.Joseph). R18
- 1-10-MIN 32 (1:06) (Shotgun) A.Luck pass incomplete short right to C.Rogers (T.Newman).
- 2-10-MIN 32 (1:02) (Shotgun) A.Luck pass incomplete short left to T.Hilton [Tom.Johnson].
- PENALTY on MIN-D.Hunter, Illegal Use of Hands, 5 yards, enforced at MIN 32 - No Play.* X19
- 1-10-MIN 27 (:56) (Shotgun) A.Luck pass short left to R.Turbin pushed ob at MIN 10 for 17 yards (A.Harris). P20
- 1-10-MIN 10 (:49) R.Turbin left tackle to MIN 6 for 4 yards (D.Hunter).
- Timeout #1 by IND at 00:41.
- 2-6-MIN 6 (:41) **R.Turbin right end for 6 yards, TOUCHDOWN.** R21
- (Kick formation) A.Vinatieri extra point is GOOD, Center-M.Overton, Holder-P.McAfee.

Indianapolis Colts vs Minnesota Vikings at U.S. Bank Stadium

IND 24 MIN 0, 13 plays, 91 yards, 2 penalties, 5:35 drive, 14:27 elapsed

P.McAfee kicks 70 yards from IND 35 to MIN -5. C.Patterson to MIN 23 for 28 yards (J.Todman).

Minnesota Vikings at 0:33, (1st play from scrimmage 0:28)

1-10-MIN 23 (:28) (Shotgun) S.Bradford pass short right intended for S.Diggs INTERCEPTED by M.Adams at MIN 36. M.Adams to MIN 36 for no gain (S.Diggs).

Indianapolis Colts at 0:19

1-10-MIN 36 (:19) (Shotgun) F.Gore up the middle to MIN 32 for 4 yards (L.Joseph; E.Griffin).

Timeout #2 by IND at 00:03.

2-6-MIN 32 (:03) (Field Goal formation) A.Vinatieri 50 yard field goal is GOOD, Center-M.Overton, Holder-P.McAfee.

IND 27 MIN 0, 2 plays, 4 yards, 0:19 drive, 15:00 elapsed

END OF QUARTER

	Score	Time Poss	First Downs				Efficiencies	
			R	P	X	T	3 Down	4 Down
Indianapolis Colts	27	12:26	4	7	3	14	1/2	0/0
Minnesota Vikings	0	2:34	0	1	0	1	0/1	0/0



Play By Play

Third Quarter

12/18/2016

MIN elects to Receive, and IND elects to defend the goal.

P.McAfee kicks 73 yards from IND 35 to MIN -8. C.Patterson to MIN 13 for 21 yards (A.Ayers).

Minnesota Vikings at 15:00, (1st play from scrimmage 14:56)

1-10-MIN 13	(14:56) (Shotgun) A.Peterson right guard to MIN 15 for 2 yards (T.Cole).	
2-8-MIN 15	(14:30) (Shotgun) S.Bradford pass short left to C.Patterson to MIN 27 for 12 yards (M.Adams).	P3
1-10-MIN 27	(13:50) A.Peterson right end to MIN 31 for 4 yards (R.Melvin).	
2-6-MIN 31	(13:20) (Shotgun) S.Bradford pass short left to S.Diggs to MIN 33 for 2 yards (E.Jackson).	
3-4-MIN 33	(12:48) (Shotgun) <i>PENALTY on MIN-C.Johnson, False Start, 5 yards, enforced at MIN 33 - No Play.</i>	
3-9-MIN 28	(12:27) (Shotgun) S.Bradford pass short left to C.Johnson to MIN 38 for 10 yards (R.Melvin). IND-R.Melvin was injured during the play.	P4
1-10-MIN 38	(12:00) (Shotgun) S.Bradford pass incomplete deep left to A.Thielen (D.Butler) [E.Walden]. <i>PENALTY on IND-D.Butler, Unnecessary Roughness, 15 yards, enforced at MIN 38 - No Play.</i>	X5
1-10-IND 47	(11:53) (Shotgun) S.Bradford pass short right to C.Johnson to IND 36 for 11 yards (A.Morrison).	P6
1-10-IND 36	(11:18) J.McKinnon up the middle to IND 31 for 5 yards (E.Jackson).	
2-5-IND 31	(10:50) (Shotgun) S.Bradford pass short middle to C.Johnson to IND 24 for 7 yards (D.Morris).	P7
1-10-IND 24	(10:22) (Shotgun) S.Bradford sacked at IND 33 for -9 yards (R.Mathis). FUMBLES (R.Mathis), RECOVERED by IND-H.Anderson at IND 32. H.Anderson to IND 32 for no gain (J.Sirles).	

Indianapolis Colts at 10:15

1-10-IND 33	(10:15) F.Gore right tackle to IND 35 for 2 yards (C.Greenway).
2-8-IND 35	(9:34) F.Gore up the middle to IND 38 for 3 yards (L.Joseph).
3-5-IND 38	(8:51) (Shotgun) A.Luck pass short right to J.Doyle to IND 41 for 3 yards (A.Sendejo).
4-2-IND 41	(8:09) P.McAfee punts 44 yards to MIN 15, Center-M.Overton, fair catch by M.Sherels.

Minnesota Vikings at 8:01

1-10-MIN 15	(8:01) (Shotgun) S.Bradford pass short right to C.Patterson to MIN 26 for 11 yards (T.Green; D.Morris).	P8
1-10-MIN 26	(7:36) (No Huddle, Shotgun) S.Bradford pass short right intended for J.McKinnon INTERCEPTED by Z.Kerr [H.Anderson] at MIN 21. Z.Kerr to MIN 18 for 3 yards (J.McKinnon). <i>PENALTY on IND-H.Anderson, Roughing the Passer, 15 yards, enforced at MIN 26 - No Play.</i>	X9
1-10-MIN 41	(7:31) (Shotgun) J.McKinnon right guard to MIN 47 for 6 yards (A.Morrison).	
2-4-MIN 47	(7:05) (Shotgun) S.Bradford pass short right to K.Rudolph pushed ob at IND 46 for 7 yards (M.Adams).	P10
1-10-IND 46	(6:50) S.Bradford pass short middle to J.McKinnon to IND 38 for 8 yards (D.Morris).	
2-2-IND 38	(6:22) (Shotgun) S.Bradford pass incomplete deep right to S.Diggs (D.Morris).	
3-2-IND 38	(6:17) (Shotgun) S.Bradford pass short left to K.Rudolph to IND 36 for 2 yards (M.Adams).	P11
1-10-IND 36	(6:04) (Shotgun) S.Bradford pass short left to J.McKinnon to IND 31 for 5 yards (E.Jackson).	
2-5-IND 31	(5:32) (No Huddle, Shotgun) S.Bradford pass short left to M.Asiata to IND 11 for 20 yards (M.Adams).	P12
1-10-IND 11	(5:08) (No Huddle, Shotgun) S.Bradford pass short left to C.Johnson to IND 6 for 5 yards (V.Davis).	
2-5-IND 6	(4:42) (Shotgun) S.Bradford sacked at IND 14 for -8 yards (E.Walden).	
3-13-IND 14	(3:59) (Shotgun) S.Bradford pass incomplete short right to C.Patterson.	
4-13-IND 14	(3:55) <b>K.Forbath 32 yard field goal is GOOD, Center-K.McDermott, Holder-J.Locke.</b>	

IND 27 MIN 3, 12 plays, 71 yards, 1 penalty, 4:10 drive, 11:09 elapsed

K.Forbath kicks 64 yards from MIN 35 to IND 1. J.Todman to IND 12 for 11 yards (A.Sendejo).

Indianapolis Colts at 3:51, (1st play from scrimmage 3:47)

1-10-IND 12	(3:47) A.Luck pass short middle to F.Gore to IND 16 for 4 yards (C.Greenway).	
2-6-IND 16	(3:12) (Run formation) F.Gore left end to IND 20 for 4 yards (L.Joseph).	
3-2-IND 20	(2:32) (Shotgun) A.Luck pass short left to C.Rogers to IND 28 for 8 yards (C.Munnerlyn). MIN-Tom.Johnson was injured during the play.	P22
1-10-IND 28	(2:10) F.Gore right guard to IND 33 for 5 yards (A.Harris; S.Stephen).	
2-5-IND 33	(1:31) F.Gore up the middle to IND 38 for 5 yards (E.Kendricks).	R23
1-10-IND 38	(:47) R.Turbin right end to 50 for 12 yards (A.Sendejo).	R24

END OF QUARTER

	Score	Time Poss	First Downs				Efficiencies	
			R	P	X	T	3 Down	4 Down
Indianapolis Colts	27	6:05	2	1	0	3	1/2	0/0
Minnesota Vikings	3	8:55	0	8	2	10	2/3	0/0

## Play By Play

## Fourth Quarter

12/18/2016

Indianapolis Colts continued.

1-10-50 (15:00) A.Luck pass deep left to P.Dorsett for 50 yards, TOUCHDOWN. P25  
(Kick formation) A.Vinatieri extra point is GOOD, Center-M.Overton, Holder-P.McAfee.

IND 34 MIN 3, 7 plays, 88 yards, 3:56 drive, 0:05 elapsed

P.McAfee kicks 72 yards from IND 35 to MIN -7. C.Patterson to MIN 28 for 35 yards (D.King).

## Minnesota Vikings at 14:55, (1st play from scrimmage 14:48)

1-10-MIN 28 (14:48) (Shotgun) S.Bradford pass short middle to K.Rudolph to MIN 35 for 7 yards (E.Jackson).  
2-3-MIN 35 (14:27) (No Huddle, Shotgun) S.Bradford pass short right to J.McKinnon ran ob at MIN 40 for 5 yards. P13  
1-10-MIN 40 (14:08) (No Huddle, Shotgun) S.Bradford pass incomplete short middle to K.Rudolph.  
2-10-MIN 40 (14:04) (Shotgun) S.Bradford pass short right to S.Diggs to IND 49 for 11 yards (D.Morris). P14  
1-10-IND 49 (13:42) (No Huddle, Shotgun) S.Bradford pass deep right to K.Rudolph to IND 26 for 23 yards (T.Green). P15  
1-10-IND 26 (13:17) (No Huddle, Shotgun) S.Bradford pass short left to J.Wright to IND 24 for 2 yards (D.Morris).  
2-8-IND 24 (12:49) (No Huddle, Shotgun) S.Bradford pass incomplete deep right to C.Patterson.  
3-8-IND 24 (12:44) (Shotgun) S.Bradford sacked at IND 33 for -9 yards (T.McGill).  
4-17-IND 33 (12:02) (Field Goal formation) K.Forbath 51 yard field goal is GOOD, Center-K.McDermott, Holder-J.Locke.

IND 34 MIN 6, 9 plays, 39 yards, 2:58 drive, 3:03 elapsed

K.Forbath kicks 65 yards from MIN 35 to end zone, Touchback.

## Indianapolis Colts at 11:57

1-10-IND 25 (11:57) F.Gore up the middle to IND 31 for 6 yards (S.Stephen).  
2-4-IND 31 (11:11) F.Gore right guard to IND 33 for 2 yards (T.Newman; S.Stephen).  
3-2-IND 33 (10:29) A.Luck pass short right to T.Hilton ran ob at IND 34 for 1 yard. P26  
Indianapolis challenged the short of the line to gain ruling, and the play was REVERSED.  
A.Luck pass short right to T.Hilton ran ob at IND 35 for 2 yards.  
1-10-IND 35 (10:04) F.Gore right tackle to IND 36 for 1 yard (S.Stephen).  
2-9-IND 36 (9:18) R.Turbin right tackle to IND 41 for 5 yards (L.Joseph).  
3-4-IND 41 (8:35) R.Turbin up the middle to IND 43 for 2 yards (A.Harris).  
4-2-IND 43 (7:54) (Punt formation) P.McAfee punts 41 yards to MIN 16, Center-M.Overton, fair catch by M.Sherels.

## Minnesota Vikings at 7:46

1-10-MIN 16 (7:46) (Shotgun) S.Bradford pass short right to C.Patterson to MIN 18 for 2 yards (T.Green).  
2-8-MIN 18 (7:25) (No Huddle, Shotgun) S.Bradford pass short right to J.McKinnon to MIN 24 for 6 yards (A.Ayers).  
3-2-MIN 24 (7:02) (No Huddle, Shotgun) S.Bradford pass short right to J.McKinnon pushed ob at MIN 26 for 2 yards (C.Milton). P16  
1-10-MIN 26 (6:46) (No Huddle, Shotgun) S.Bradford pass short right to J.McKinnon to MIN 29 for 3 yards (C.Milton; T.Green).  
2-7-MIN 29 (6:19) (No Huddle, Shotgun) S.Bradford sacked at MIN 25 for -4 yards (E.Walden).  
3-11-MIN 25 (5:50) (No Huddle, Shotgun) S.Bradford pass short left to C.Patterson to MIN 30 for 5 yards (E.Walden; D.Morris).  
4-6-MIN 30 (5:14) (No Huddle, Shotgun) S.Bradford pass incomplete deep right to C.Patterson (C.Milton).

## Indianapolis Colts at 5:09

1-10-MIN 30 (5:09) J.Todman right guard to MIN 18 for 12 yards (X.Rhodes). R27  
1-10-MIN 18 (4:23) J.Todman right tackle to MIN 17 for 1 yard (A.Harris).  
2-9-MIN 17 (3:39) J.Todman left tackle to MIN 15 for 2 yards (L.Joseph).  
3-7-MIN 15 (2:56) J.Ferguson right end to MIN 15 for no gain (L.Joseph).  
4-7-MIN 15 (2:09) J.Ferguson right end to MIN 14 for 1 yard (C.Munnerlyn; A.Sendejo).

Two-Minute Warning

## Minnesota Vikings at 2:00

1-10-MIN 14 (2:00) (Shotgun) S.Bradford pass short middle to J.McKinnon to MIN 27 for 13 yards (T.Green). P17  
1-10-MIN 27 (1:37) (No Huddle, Shotgun) S.Bradford pass short right to J.McKinnon to MIN 29 for 2 yards (E.Jackson).  
2-8-MIN 29 (1:17) (No Huddle, Shotgun) S.Bradford pass short left to J.McKinnon to MIN 44 for 15 yards (M.Farley). IND-T.Green was injured during the play. P18  
Timeout #1 by IND at 01:03.  
1-10-MIN 44 (1:03) (Shotgun) S.Bradford pass incomplete short left to J.Wright.  
2-10-MIN 44 (:58) (Shotgun) S.Bradford pass short right to C.Patterson to IND 37 for 19 yards (C.Milton). P19  
1-10-IND 37 (:33) (Shotgun) S.Bradford pass deep right to K.Rudolph to IND 13 for 24 yards (M.Adams; E.Jackson). P20  
Timeout #1 by MIN at 00:23.

Indianapolis Colts vs Minnesota Vikings at U.S. Bank Stadium

1-10-IND 13 (:23) (Shotgun) S.Bradford pass incomplete short right to K.Rudolph.

2-10-IND 13 (:19) (Shotgun) S.Bradford sacked at IND 27 for -14 yards (Z.Kerr).

END OF QUARTER

	Score	Time	First Downs				Efficiencies	
		Poss	R	P	X	T	3 Down	4 Down
Indianapolis Colts	34	7:25	1	2	0	3	1/3	0/1
Minnesota Vikings	6	7:35	0	8	0	8	1/3	0/1

# Miscellaneous Statistics Report

Indianapolis Colts vs Minnesota Vikings  
12/18/2016 at U.S. Bank Stadium

## Ten Longest Plays for Indianapolis Colts

Yards	Qtr	Play Start	Play Description
50	4	1-10-50	(15:00) A.Luck pass deep left to P.Dorsett for 50 yards, TOUCHDOWN.
31	1	3-7-MIN 49	(5:58) (Shotgun) A.Luck pass deep middle to T.Hilton to MIN 18 for 31 yards (A.Harris) [B.Robison].
27	2	1-10-MIN 27	(7:23) A.Luck pass deep left to E.Swoope for 27 yards, TOUCHDOWN.
17	2	1-10-MIN 27	(:56) (Shotgun) A.Luck pass short left to R.Turbin pushed ob at MIN 10 for 17 yards (A.Harris).
16	2	1-10-MIN 43	(8:04) (Shotgun) A.Luck pass short middle to E.Swoope to MIN 27 for 16 yards (X.Rhodes).
13	2	1-10-IND 21	(4:44) (Shotgun) A.Luck pass short right to J.Doyle to IND 34 for 13 yards (E.Kendricks).
13	2	2-12-IND 32	(2:54) (Shotgun) A.Luck pass short right to D.Allen to IND 45 for 13 yards (A.Harris).
12	1	3-8-IND 39	(11:56) (Shotgun) A.Luck pass short right to T.Hilton to MIN 49 for 12 yards (A.Sendejo).
12	3	1-10-IND 38	(:47) R.Turbin right end to 50 for 12 yards (A.Sendejo).
12	4	1-10-MIN 30	(5:09) J.Todman right guard to MIN 18 for 12 yards (X.Rhodes).

## Ten Longest Plays for Minnesota Vikings

Yards	Qtr	Play Start	Play Description
28	2	1-10-50	(7:10) S.Bradford pass deep left to K.Rudolph to IND 22 for 28 yards (E.Jackson).
24	4	1-10-IND 37	(:33) (Shotgun) S.Bradford pass deep right to K.Rudolph to IND 13 for 24 yards (M.Adams; E.Jackson).
23	4	1-10-IND 49	(13:42) (No Huddle, Shotgun) S.Bradford pass deep right to K.Rudolph to IND 26 for 23 yards (T.Green).
20	3	2-5-IND 31	(5:32) (No Huddle, Shotgun) S.Bradford pass short left to M.Asiata to IND 11 for 20 yards (M.Adams).
19	4	2-10-MIN 44	(:58) (Shotgun) S.Bradford pass short right to C.Patterson to IND 37 for 19 yards (C.Milton).
17	1	1-10-MIN 25	(2:22) S.Bradford pass short right to C.Johnson to MIN 42 for 17 yards (R.Melvin).
15	4	2-8-MIN 29	(1:17) (No Huddle, Shotgun) S.Bradford pass short left to J.McKinnon to MIN 44 for 15 yards (M.Farley). IND-T.Green was
13	4	1-10-MIN 14	(2:00) (Shotgun) S.Bradford pass short middle to J.McKinnon to MIN 27 for 13 yards (T.Green).
12	3	2-8-MIN 15	(14:30) (Shotgun) S.Bradford pass short left to C.Patterson to MIN 27 for 12 yards (M.Adams).
11	3	1-10-IND 47	(11:53) (Shotgun) S.Bradford pass short right to C.Johnson to IND 36 for 11 yards (A.Morrison).

## Touchdown Scoring Information

		Offense	Defense	Special Teams
<b>VISITOR</b>	Indianapolis Colts	4	0	0
<b>HOME</b>	Minnesota Vikings	0	0	0

## Player Scoring Information

Club	Player	TD	Rush TD	Rec TD	KO TD	Punt TD	Int TD	Fum TD	Misc TD	FG	XP	2Pt Rush	2Pt Rec	Sfty	Points
IND	R.Turbin	0	2	0	0	0	0	0	0	0	0	0	0	0	12
IND	A.Vinatieri	0	0	0	0	0	0	0	0	2	4	0	0	0	10
IND	E.Swoope	0	0	1	0	0	0	0	0	0	0	0	0	0	6
IND	P.Dorsett	0	0	1	0	0	0	0	0	0	0	0	0	0	6
MIN	K.Forbath	0	0	0	0	0	0	0	0	2	0	0	0	0	6

## Possession Detail

	First Half		Second Half		Game	
	Visitor	Home	Visitor	Home	Visitor	Home
Largest Lead	27	0	31	0	31	0
Drives Leading	5	0	4	0	9	0
Time of Possession Leading	17:33	0:00	13:30	0:00	31:03	0:00
Largest Deficit	0	-27	0	-31	0	-31
Drives Trailing	0	5	0	5	0	10
Time of Possession Trailing	0:00	6:28	0:00	16:30	0:00	22:58
Times Score Tied Up		0		0		0
Lead Changes		1		0		1

## Playtime Percentage

*Percent of playtime per player on offense, defense and special teams*

		Indianapolis Colts						Minnesota Vikings							
		Offense		Defense		Special Teams				Offense		Defense		Special Teams	
J Haeg	T	70	100%			7	29%	J Sirles	T	58	100%			2	8%
J Harrison	C	70	100%			7	29%	T Clemmings	T	58	100%			2	8%
L Clark	T	68	97%			7	29%	A Boone	G	58	100%			2	8%
R Kelly	C	65	93%					N Easton	C	58	100%			2	8%
A Luck	QB	65	93%					J Berger	C	58	100%				
A Castonzo	T	65	93%					S Bradford	QB	58	100%				
T Hilton	WR	60	86%			1	4%	K Rudolph	TE	56	97%			2	8%
P Dorsett	WR	57	81%					S Diggs	WR	49	84%				
J Doyle	TE	51	73%			13	54%	C Patterson	WR	44	76%			9	38%
C Rogers	WR	42	60%			4	17%	C Johnson	WR	39	67%			13	54%
F Gore	RB	39	56%					J McKinnon	RB	34	59%				
D Allen	TE	33	47%			1	4%	A Thielen	WR	18	31%			5	21%
E Swoope	TE	26	37%			20	83%	J Wright	WR	17	29%				
R Turbin	RB	25	36%			8	33%	M Asiata	RB	12	21%			4	17%
A Blythe	C	8	11%			7	29%	A Peterson	RB	12	21%				
J Vujnovich	T	7	10%			7	29%	R Ellison	TE	5	9%			11	46%
D Street	WR	7	10%					Z Line	FB	3	5%			5	21%
S Tolzien	QB	5	7%					D Morgan	TE	1	2%			8	33%
J Todman	RB	4	6%			13	54%	A Harris	FS			70	100%	13	54%
J Ferguson	RB	2	3%			8	33%	A Sendejo	SS			70	100%	11	46%
D Parry	NT	1	1%	25	43%	3	12%	E Kendricks	LB			70	100%	7	29%
E Jackson	LB			58	100%	4	17%	A Barr	LB			70	100%	7	29%
M Adams	SS			58	100%	4	17%	X Rhodes	CB			68	97%	6	25%
V Davis	CB			58	100%			T Newman	CB			64	91%	7	29%
D Morris	CB			48	83%	5	21%	L Joseph	NT			57	81%	6	25%
D Butler	CB			44	76%			E Griffen	DE			57	81%	5	21%
R Melvin	CB			42	72%			B Robison	DE			54	77%	5	21%
A Morrison	LB			35	60%	6	25%	S Stephen	NT			51	73%	8	33%
E Walden	LB			31	53%			C Greenway	LB			37	53%	6	25%
H Ridgeway	DT			29	50%	3	12%	D Hunter	DE			35	50%	4	17%
T Cole	LB			29	50%	2	8%	C Munnerlyn	CB			32	46%		
T McGill	NT			28	48%	4	17%	T Johnson	DT			27	39%	3	12%
T Green	FS			28	48%	2	8%	E Lamur	LB			4	6%	15	62%
H Anderson	DT			27	47%	2	8%	M Alexander	CB			4	6%	6	25%
R Mathis	LB			27	47%			J Trattou	DE					15	62%
A Ayers	LB			23	40%	8	33%	A Cole	LB					15	62%
Z Kerr	DT			23	40%	7	29%	J Kearse	SS					15	62%
C Milton	CB			16	28%	16	67%	K Brothers	LB					15	62%
M Farley	FS			8	14%	17	71%	E Robinson	LB					9	38%
J McNary	LB			1	2%	16	67%	K Forbath	K					5	21%
P McAfee	P					16	67%	J Locke	P					5	21%
L Rhodes	LB					11	46%	K McDermott	LS					5	21%
M Overton	LS					10	42%	M Sherels	CB					3	12%
C Carter	LB					9	38%	Z Kerin	G					2	8%





ALPHABETICAL			ALPHABETICAL		
#	Name	Pos	#	Name	Pos
20	Alexander, Mackenzie	CB	29	Adams, Mike	TE
44	Asiata, Matt	RB	83	Allen, Dwayne	TE
55	Barr, Anthony	LB	96	Anderson, Henry	DT
64	Beavers, Willie	G	56	Ayers, Akeem	OLB
61	Berger, Joe	C	63	Blythe, Austin	C
76	Boone, Alex	G	40	Butler, Darius	CB
8	Bradford, Sam	QB	43	Carter, Chris	OLB
40	Brothers, Kentrell	LB	74	Castanzo, Anthony	T
68	Clemmings, T.J.	T	62	Clark, Le'Raven	T
57	Cole, Audie	LB	58	Cole, Trent	OLB
14	Diggs, Stefan	WR	21	Davis, Vontae	CB
62	Easton, Nick	C	15	Dorsett, Phillip	WR
85	Ellison, Rhett	TE	84	Doyle, Jack	TE
2	Forbath, Kai	K	95	Edwards, Lavar	OLB
63	Fusco, Brandon	G	41	Farley, Matthias	S
52	Greenway, Chad	LB	34	Ferguson, Josh	RB
97	Griffin, Everson	DE	71	Good, Denzelle	T/G
41	Harris, Anthony	S	23	Gore, Frank	RB
6	Heinicke, Taylor	QB	32	Green, T.J.	S
69	Hill, Rashod	T	73	Haeg, Joe	T
13	Hill, Shaun	QB	72	Harrison, Jonothan	C
99	Hunter, Danielle	DE	13	Hilton, T.Y.	WR
12	Johnson, Charles	WR	53	Jackson, Edwin	ILB
90	Johnson, Toby	DT	38	James, Charles	CB
92	Johnson, Tom	DT	97	Jones, Arthur	DT
98	Joseph, Linval	DT	78	Kelly, Ryan	C
27	Kearse, Jayron	S	94	Kerr, Zach	NT
54	Kendricks, Eric	LB	50	King, Deon	ILB
67	Kerin, Zac	G	12	Luck, Andrew	QB
59	Lamur, Emmanuel	LB	98	Mathis, Robert	OLB
48	Line, Zach	FB	1	McAfee, Pat	P
18	Locke, Jeff	P	99	McGill, T.Y.	DT
47	McDermott, Kevin	LS	57	McNary, Josh	ILB
21	McKinnon, Jerick	RB	30	Melvin, Rashawn	CB
89	Morgan, David	TE	40	Milton, Christopher	CB
24	Munnerlyn, Captain	CB	10	Moncrief, Donté	WR
23	Newman, Terence	CB	35	Morris, Darryl	CB
84	Patterson, Cordarrelle	WR	44	Morrison, Antonio	ILB
29	Rhodes, Xavier	CB	45	Overton, Matt	LS
51	Robinson, Edmond	LB	54	Parry, David	DT
96	Robison, Brian	DE	76	Reitz, Joe	T/G
82	Rudolph, Kyle	TE	46	Rhodes, Luke	ILB
34	Sendejo, Andrew	S	91	Ridgeway, Hassan	DT
35	Sherels, Marcus	CB	80	Rogers, Chester	WR
78	Sirles, Jeremiah	T	81	Street, Devin	WR
22	Smith, Harrison	S	86	Swoope, Erik	TE
93	Stephen, Shamir	DT	28	Todman, Jordan	RB
19	Thielen, Adam	WR	16	Tolzien, Scott	QB
94	Trattou, Justin	DE	33	Turbin, Robert	RB
11	Treadwell, Laquan	WR	4	Vnateri, Adam	K
26	Waynes, Trae	CB	93	Walden, Erik	OLB
91	Weatherly, Stephen	DE	31	Williams, Duke	S
17	Wright, Jarius	WR			



VIKINGS	
PRONUNCIATION	
Matt Asiata	ah-SEE-ah-ta
Joe Berger	BUR-jur
Audie Cole	ODD-ee
Stefon Diggs	Steff-ON
Brandon Fusco	FUSS-co
Danielle Hunter	Duh-KNEEL
Linval Joseph	lin-VALL
Jayron Kearse	JAY-rahn
Zac Kerin	CARE-in
Emmanuel Lamur	luh-MER
Cordarrelle Patterson	core-DARE-ul
Brian Robison	ROB-ah-sin
Andrew Sendejo	sin-DAY-ho
Marcus Sherels	SHARE-els
Jeremiah Sirles	SURR-els
Shamar Stephen	STEEF-an
Adam Thielen	THEE-lin
Justin Trattou	trah-TOE
COLTS	
PRONUNCIATION	
Donte Moncrief	MON-creef
Joe Reitz	RIGHTS
Adam Vinatieri	vin-uh-TARE-ee

#	Name	Pos	HT	WT	AGE	EXP	COLLEGE
1	Pat McAfee	P	6-1	233	29	8	West Virginia
4	Adam Vinatieri	K	6-0	206	43	21	South Dakota State
10	Donte Moncrief	WR	6-2	222	23	3	Mississippi
12	Andrew Luck	QB	6-4	240	27	5	Stanford
13	T.Y. Hilton	WR	5-9	180	27	5	Florida International
15	Phillip Dorsett	WR	5-10	185	23	2	Miami (FL)
16	Scott Tolzien	QB	6-2	213	29	6	Wisconsin
20	Darius Butler	CB	5-10	188	30	8	Connecticut
21	Vontae Davis	CB	5-11	207	28	8	Illinois
23	Frank Gore	RB	5-9	217	33	12	Miami (FL)
28	Jordan Todman	RB	5-10	200	26	4	Connecticut
29	Mike Adams	S	5-11	205	35	13	Delaware
30	Rashawn Melvin	CB	6-2	193	27	4	Northern Illinois
31	Duke Williams	S	5-11	201	26	4	Nevada
32	T.J. Green	S	6-3	205	21	R	Clemson
33	Robert Turbin	RB	5-10	225	27	5	Utah State
34	Joshi Ferguson	RB	5-10	200	23	R	Illinois
35	Darryl Morris	CB	5-10	188	26	4	Texas State
38	Charles James	CB	5-9	185	26	3	Charleston Southern
40	Christopher Milton	CB	5-11	190	24	R	Georgia Tech
41	Matthias Farley	S	5-11	210	24	R	Notre Dame
43	Chris Carter	OLB	6-1	245	27	6	Fresno State
44	Antonio Morrison	ILB	6-1	235	22	R	Florida
45	Matt Overton	LS	6-1	243	31	5	Western Washington
46	Luke Rhodes	ILB	6-2	242	24	R	William & Mary
50	Deon King	ILB	6-1	230	23	R	Norfolk State
53	Edwin Jackson	ILB	6-0	230	25	1	Georgia Southern
54	David Parry	DT	6-2	310	24	2	Stanford
56	Akeem Ayers	OLB	6-3	255	27	6	UCLA
57	Josh McNary	ILB	6-0	251	28	3	Amy
58	Trent Cole	OLB	6-3	270	34	12	Cincinnati
62	Le'Raven Clark	T	6-5	319	23	R	Texas Tech
63	Austin Blythe	C	6-3	298	24	R	Iowa
71	Denzelle Good	T/G	6-5	355	25	2	Mars Hill
72	Jonothan Harrison	C	6-4	300	25	3	Florida
73	Joe Haeg	T	6-6	304	23	R	North Dakota State
74	Anthony Castonzo	T	6-7	311	28	6	Boston College
76	Joe Reitz	T/G	6-7	325	31	6	Western Michigan
78	Ryan Kelly	C	6-4	313	23	R	Alabama
80	Chester Rogers	WR	6-1	180	22	R	Grambling State
81	Devin Street	WR	6-3	200	25	3	Pittsburgh
83	Dwayne Allen	TE	6-3	265	26	5	Clemson
84	Jack Doyle	TE	6-6	267	26	4	Western Kentucky
86	Erik Swoope	TE	6-5	257	24	1	Miami (FL)
91	Hassan Ridgeway	DT	6-3	317	22	R	Texas
93	Erik Walden	OLB	6-2	250	31	9	Middle Tennessee St.
94	Zach Kerr	NT	6-2	334	26	3	Delaware
95	Lavar Edwards	OLB	6-4	275	26	4	LSU
96	Henry Anderson	DT	6-6	300	25	2	Stanford
97	Arthur Jones	DT	6-3	320	30	7	Syracuse
98	Robert Mathis	OLB	6-2	245	35	14	Alabama A&M
99	T.Y. McGill	DT	6-0	310	24	2	North Carolina State

ALPHABETICAL			ALPHABETICAL		
#	Name	Pos	#	Name	Pos
29	Adams, Mike	TE	29	Adams, Mike	TE
83	Allen, Dwayne	TE	83	Allen, Dwayne	TE
96	Anderson, Henry	DT	96	Anderson, Henry	DT
56	Ayers, Akeem	OLB	56	Ayers, Akeem	OLB
63	Blythe, Austin	C	63	Blythe, Austin	C
40	Butler, Darius	CB	40	Butler, Darius	CB
43	Carter, Chris	OLB	43	Carter, Chris	OLB
74	Castanzo, Anthony	T	74	Castanzo, Anthony	T
62	Clark, Le'Raven	T	62	Clark, Le'Raven	T
58	Cole, Trent	OLB	58	Cole, Trent	OLB
21	Davis, Vontae	CB	21	Davis, Vontae	CB
15	Dorsett, Phillip	WR	15	Dorsett, Phillip	WR
84	Doyle, Jack	TE	84	Doyle, Jack	TE
95	Edwards, Lavar	OLB	95	Edwards, Lavar	OLB
41	Farley, Matthias	S	41	Farley, Matthias	S
34	Ferguson, Josh	RB	34	Ferguson, Josh	RB
71	Good, Denzelle	T/G	71	Good, Denzelle	T/G
23	Gore, Frank	RB	23	Gore, Frank	RB
32	Green, T.J.	S	32	Green, T.J.	S
73	Haeg, Joe	T	73	Haeg, Joe	T
72	Harrison, Jonothan	C	72	Harrison, Jonothan	C
13	Hilton, T.Y.	WR	13	Hilton, T.Y.	WR
53	Jackson, Edwin	ILB	53	Jackson, Edwin	ILB
38	James, Charles	CB	38	James, Charles	CB
97	Jones, Arthur	DT	97	Jones, Arthur	DT
78	Kelly, Ryan	C	78	Kelly, Ryan	C
94	Kerr, Zach	NT	94	Kerr, Zach	NT
50	King, Deon	ILB	50	King, Deon	ILB
12	Luck, Andrew	QB	12	Luck, Andrew	QB
98	Mathis, Robert	OLB	98	Mathis, Robert	OLB
1	McAfee, Pat	P	1	McAfee, Pat	P
99	McGill, T.Y.	DT	99	McGill, T.Y.	DT
57	McNary, Josh	ILB	57	McNary, Josh	ILB
30	Melvin, Rashawn	CB	30	Melvin, Rashawn	CB
40	Milton, Christopher	CB	40	Milton, Christopher	CB
10	Moncrief, Donté	WR	10	Moncrief, Donté	WR
35	Morris, Darryl	CB	35	Morris, Darryl	CB
44	Morrison, Antonio	ILB	44	Morrison, Antonio	ILB
45	Overton, Matt	LS	45	Overton, Matt	LS
54	Parry, David	DT	54	Parry, David	DT
76	Reitz, Joe	T/G	76	Reitz, Joe	T/G
46	Rhodes, Luke	ILB	46	Rhodes, Luke	ILB
91	Ridgeway, Hassan	DT	91	Ridgeway, Hassan	DT
80	Rogers, Chester	WR	80	Rogers, Chester	WR
81	Street, Devin	WR	81	Street, Devin	WR
86	Swoope, Erik	TE	86	Swoope, Erik	TE
28	Todman, Jordan	RB	28	Todman, Jordan	RB
16	Tolzien, Scott	QB	16	Tolzien, Scott	QB
33	Turbin, Robert	RB	33	Turbin, Robert	RB
4	Vnateri, Adam	K	4	Vnateri, Adam	K
93	Walden, Erik	OLB	93	Walden, Erik	OLB
31	Williams, Duke	S	31	Williams, Duke	S

33	Carter, Chris	OLB
74	Castanzo, Anthony	T
62	Clark, Le'Raven	T
58	Cole, Trent	OLB
21	Davis, Vontae	CB
15	Dorsett, Phillip	WR
84	Doyle, Jack	TE
95	Edwards, Lavar	OLB
41	Farley, Matthias	S
34	Ferguson, Josh	RB
71	Good, Denzelle	T/G
23	Gore, Frank	RB
32	Green, T.J.	S
73	Haeg, Joe	T
72	Harrison, Jonothan	C
13	Hilton, T.Y.	WR
53	Jackson, Edwin	ILB
38	James, Charles	CB
97	Jones, Arthur	DT
78	Kelly, Ryan	C
94	Kerr, Zach	NT
50	King, Deon	ILB
12	Luck, Andrew	QB
98	Mathis, Robert	OLB
1	McAfee, Pat	P
99	McGill, T.Y.	DT
57	McNary, Josh	ILB
30	Melvin, Rashawn	CB
40	Milton, Christopher	CB
10	Moncrief, Donté	WR
35	Morris, Darryl	CB
44	Morrison, Antonio	ILB
45	Overton, Matt	LS
54	Parry, David	DT
76	Reitz, Joe	T/G
46	Rhodes, Luke	ILB
91	Ridgeway, Hassan	DT
80	Rogers, Chester	WR
81	Street, Devin	WR
86	Swoope, Erik	TE
28	Todman, Jordan	RB
16	Tolzien, Scott	QB
33	Turbin, Robert	RB
4	Vnateri, Adam	K
93	Walden, Erik	OLB



## INDIANAPOLIS COLTS (6-7) vs. MINNESOTA VIKINGS (7-6)

SUNDAY, DECEMBER 18, 2016 • 12:00 P.M. (CT) • U.S. BANK STADIUM (66,655)



#	Name	Pos
2	Kai Forbath	K
6	Taylor Heinicke	QB
8	Sam Bradford	QB
11	Laquon Treadwell	WR
12	Charles Johnson	WR
13	Shaun Hill	QB
14	Stefon Diggs	WR
17	Jarius Wright	WR
18	Jeff Locke	P
19	Adam Thielen	WR
20	Mackensie Alexander	CB
21	Jerrick McKinnon	RB
22	Harrison Smith	S
23	Terence Newman	CB
24	Captain Munnerylyn	CB
26	Tae Waynes	CB
27	Jayron Kearse	S
29	Xavier Rhodes	CB
34	Andrew Sendjo	S
35	Marcus Sherels	CB
40	Kentrell Brothers	LB
41	Anthony Harris	S
44	Matt Asiata	RB
47	Kevin McDermott	LS
48	Zach Line	FB
51	Edmond Robinson	LB
52	Chad Greenway	LB
54	Eric Kendrick	LB
55	Anthony Barr	LB
57	Audie Cole	LB
59	Emmanuel Lamur	LB
61	Joe Berger	C
62	Nick Easton	C
63	Brandon Fusco	G
64	Willie Beavers	G
67	Zac Kerin	G
68	T.J. Clemmings	T
69	Rashod Hill	T
76	Alex Boone	G
78	Jeremiah Sirles	T
82	Kyle Rudolph	TE
84	Cordarrelle Patterson	WR
85	Rhett Ellison	TE
89	David Morgan	DT
90	Toby Johnson	DT
91	Stephen Weatherly	DT
92	Tom Johnson	DT
93	Shamar Stephen	DT
94	Justin Trattou	DE
96	Brian Robison	DE
97	Everson Griffen	DE
98	Linval Joseph	DT
99	Danielle Hunter	DT

## COLTS OFFENSE

WR	10	Donte MONCRIEF	80	<u>Chester Rogers</u>
LT	74	Anthony CASTONZO	62	<u>Le'Raven Clark</u>
LG	72	Jonathan HARRISON		
C	78	<u>Ryan KELLY</u>	63	<u>Austin Blythe</u>
RG	71	Denzelle GOOD		
RT	73	Joe HAEG	76	Joe Reitz
TE	83	Dwayne ALLEN	86	Erik Swoope
WR	13	T.Y. HILTON	15	Phillip Dorsett
QB	12	Andrew LUCK	16	Scott Tolzien
TE	84	Jack DOYLE		
RB	23	Frank GORE	33	Robert Turbin
			28	Jordan Todman
			34	<u>Josh Ferguson</u>

## VIKINGS DEFENSE

LE	96	Brian ROBISON	99	Danielle Hunter
DT	93	Shamar STEPHEN	90	Toby Johnson
NT	98	Linval JOSEPH	92	Tom Johnson
RE	97	Everson GRIFFEN	94	Justin Trattou
WLB	52	Chad GREENWAY	59	Emmanuel Lamur
MLB	54	Eric KENDRICKS	57	Audie Cole
SLB	55	Anthony BARR	51	Edmond Robinson
LCB	23	Terence NEWMAN	26	Tae Waynes
RCB	29	Xavier RHODES	24	Captain Munnerylyn
SS	34	Andrew SENDEJO	27	<u>Jayron Kearse</u>
FS	22	Harrison SMITH	41	Anthony Harris

## COLTS SPECIALISTS

P	1	Pat McAFEE
K	4	Adam VINATIERI
LS	45	Matt OVERTON
H	1	Pat McAFEE
KR	28	Jordan TODMAN
PR	80	<u>Chester ROGERS</u>

Note: Rookies are Underlined



Referee	Jerome Boger (23)	Line Judge	Dana McKenzie (8)
Umpire	Rich Hall (49)	Field Judge	Eugene Hall (103)
Head Linesman	Ed Camp (134)	Side Judge	Walt Coleman IV (87)

## TODAY'S OFFICIALS



Bob Hagan, Executive Director of Public Relations	Press Box, 2nd Row, Seat 10	Chase Russell, Public Relations Assistant	Press Box, 2nd Row, Seat 17
Tom West, Assistant Director of Public Relations	Press Box, 2nd Row, Seat 11	Walt Scher, Public Relations Intern	Press Box, 2nd Row, Seat 18
Jeff Anderson, Executive Director of Communications	Field	Chuck Whitlock, Public Relations/Digital Media Intern	Press Box, 2nd Row, Seat 19
Jon Ekstrom, Public Relations Manager	Press Box, 2nd Row, Seat 12		

## MINNESOTA VIKINGS PR STAFF LOCATIONS

## VIKINGS OFFENSE

WR	19	Adam THIELEN	12	Charles Johnson
LT	68	T.J. CLEMMINGS	69	<u>Rashod Hill</u>
LG	76	Alex BOONE	67	Zac Kerin
C	61	Joe BERGER	62	Nick Easton
RG	63	Brandon FUSCO	64	<u>Willie Beavers</u>
RT	78	Jeremiah SIRLES		
TE	82	Kyle RUDOLPH	85	Rhett Ellison
WR	14	Stefon DIGGS	84	Cordarrelle Patterson
QB	8	Sam BRADFORD	13	Shaun Hill
FB	48	Zach LINE		
HB	21	Jerrick MCKINNON	44	Matt Asiata

## COLTS DEFENSE

DE	91	Hassan RIDGEWAY	96	Henry Anderson
NT	54	David PARRY	99	T.Y. McGill
DT	97	Arthur JONES	94	Zach Kerr
SLB	93	Erik WALDEN	95	Lavar Edwards
MLB	44	Antonio MORRISON	46	Luke Rhodes
WLB	53	Edwin JACKSON	57	Josh McNary
RLB	98	Robert MATHIS	58	Trent Cole
LCB	30	Rashaan MELVIN	20	Darius Butler
SS	29	Mike ADAMS	41	Matthias Farley
FS	32	T.J. GREEN	31	Duke Williams
RCB	21	Vontae DAVIS	40	<u>Christopher Milton</u>

## VIKINGS SPECIALISTS

P	18	Jeff LOCKE
K	2	Kai FORBATH
LS	47	Kevin McDERMOTT
H	18	Jeff LOCKE
KR	84	Cordarrelle PATTERSON
PR	35	Marcus SHERELS

COLTS

	FIRST DOWNS				TOTAL OFF.		RUSHING		PASSING				INT BY IND		PUNTS		PUNT RETURNS		KO RETURNS		PEN.		FUM.		SCORING						T.O.P.			
	T	R	Pa	Pe	YDS	PLYS	YDS	ATT	YDS	SKYD	ATT	COM INT	NO	YDS	TD	NO-AVG	NO	YDS	FC	TD	NO	YDS	TD	NO	YDS	TD	TD	TDr	TdP	PAT		2-PT	FG	
9/11 DETROIT	25	6	17	2	450	68	82	19	368	2 - 17	47	31	0	0	0	4-48.8	2	13	1	0	2	25	0	5 - 45	0/0	4	0	4	0	3-3	1-1	2-2	29:24	
9/18 @ Denver	19	4	11	4	253	66	83	21	170	5 - 27	40	21	1	1	19	0	0	0	0	2	47	0	8 - 94	1/1	2	1	1	0	2-2	0-0	2-2	29:19		
9/25 SAN DIEGO	24	6	13	5	410	65	93	26	317	2 - 14	37	24	1	0	0	3-40.3	1	0	1	0	2	33	0	11 - 66	2/1	3	2	1	0	2-2	0-1	2-2	32:43	
10/2 @ Jacksonville (UK)	23	7	11	5	284	73	94	25	190	6 - 44	42	27	1	0	0	3-49.7	2	18	1	0	2	67	0	7 - 78	1/0	3	1	2	0	3-3	0-0	2-2	32:39	
10/9 CHICAGO	20	5	14	1	396	65	98	21	298	5 - 24	39	28	0	0	0	3-63.3	1	20	1	0	3	73	0	9 - 68	2/0	2	0	2	0	2-2	0-0	5-5	29:55	
10/16 @ Houston	19	9	9	1	392	67	161	32	231	3 - 21	32	21	1	1	0	5-45.4	2	13	2	0	6	109	0	7 - 42	0/0	2	1	1	0	2-2	0-0	3-3	36:33	
10/23 @ Tennessee	26	7	16	3	422	65	81	24	341	2 - 12	39	27	0	0	0	4-51.0	2	18	1	0	1	31	0	12 - 131	0/0	4	0	3	1	4-4	0-0	2-2	32:30	
10/30 KANSAS CITY	18	6	12	0	277	62	105	21	172	6 - 38	35	19	1	0	0	7-49.6	2	5	2	0	0	0	0	5 - 45	3/1	2	0	2	0	2-2	0-0	0-0	26:24	
11/6 @ Green Bay	22	7	14	1	355	66	85	28	270	2 - 11	36	23	2	1	0	4-55.5	2	3	1	0	2	160	1	4 - 35	1/0	4	2	1	1	4-4	0-0	1-1	30:03	
11/20 TENNESSEE	18	4	13	1	327	58	76	28	251	2 - 11	28	15	1	0	0	3-44.0	2	12	1	0	2	39	0	8 - 70	0/0	3	1	2	0	3-3	0-0	1-2	28:59	
11/24 PITTSBURGH	18	4	13	1	310	63	91	23	219	3 - 21	37	23	2	0	0	2-46.0	0	0	3	0	2	67	0	2 - 10	1/0	1	0	1	0	1-1	0-0	0-1	31:45	
12/5 @ New York Jets	27	5	18	4	421	70	139	40	282	1 - 7	29	23	0	3	56	2-47.5	2	36	1	0	1	26	0	3 - 28	2/1	5	1	4	0	5-5	0-0	2-2	38:24	
12/11 HOUSTON	21	5	13	3	348	61	83	15	265	1 - 11	45	24	2	1	25	2-40.5	2	4	1	0	2	32	0	9 - 59	1/1	2	0	2	0	2-2	0-0	1-2	23:55	
12/18 @ Minnesota	27	9	14	4	411	68	161	40	250	0 - 0	28	21	0	1	0	3-42.3	1	30	1	0	2	37	0	5 - 55	0/0	4	2	2	0	4-4	0-0	2-2	37:02	
11/24 @ Oakland	0	0	0	0	0	0	0	0	0	0 - 0	0	0	0	0	0	0-0.0	0	0	0	0	0	0	0	0 - 0	0/0	0	0	0	0	0-0	0-0	0-0	00:00	
1/1 JACKSONVILLE	0	0	0	0	0	0	0	0	0	0 - 0	0	0	0	0	0	0-0.0	0	0	0	0	0	0	0	0 - 0	0/0	0	0	0	0	0-0	0-0	0-0	00:00	
2016 Totals	307	84	188	35	5,056	917	1,432	363	3,624	40 - 258	514	327	12	8	100	0	49-49.1	21	172	17	0	29	746	1	95 - 826	14/5	41	11	28	2	39-39	1-2	25-28	439:35

3rd DOWN EFFICIENCY

9/11 DETROIT	9-16-56%	10/9 CHICAGO	3-12-25%	11/6 @ Green Bay	7-14-50%	12/11 HOUSTON	5-12-42%
9/18 @ Denver	6-14-43%	10/16 @ Houston	5-14-36%	11/20 TENNESSEE	5-12-42%	12/18 @ Minnesota	7-13-54%
9/25 SAN DIEGO	2-9-22%	10/23 @ Tennessee	4-10-40%	11/24 PITTSBURGH	8-15-53%	12/24 @ Oakland	0-0-0%
10/2 @ Jacksonville (UK)	9-17-53%	10/30 KANSAS CITY	4-13-31%	12/5 @ New York Jets	7-13-54%	1/1 JACKSONVILLE	0-0-0%

OPPONENTS

	FIRST DOWNS				TOTAL OFF.		RUSHING		PASSING				INT BY OPP.				PUNTS				PUNT RETURNS				KO RETURNS		PEN.		FUM.		SCORING						T.O.P.
	T	R	Pa	Pe	YDS	PLYS	YDS	ATT	YDS	SKYD	ATT	COM INT	NO	YDS	TD	NO-AVG	NO	YDS	FC	TD	NO	YDS	TD	NO	YDS	TD	NO	YDS	TD	TD	TdP	Tdrt	PAT	2-PT	FG		
9/11 DETROIT	28	7	20	1	448	64	116	24	332	1 - 8	39	31	0	0	0	4-58.8	1	-1	0	0	1	22	0	8 - 70	0/0	5	2	3	0	4-5	0-0	1-1	30:36				
9/18 @ Denver	24	7	13	4	400	65	134	31	266	1 - 0	33	22	1	1	46	1	2-49.0	2	26	0	0	0	0	8 - 54	0/0	3	1	0	0	3-3	1-1	4-5	30:41				
9/25 SAN DIEGO	17	1	16	0	356	58	37	17	319	2 - 11	39	26	0	1	21	0	3-40.3	1	0	0	3	59	0	10 - 80	4/3	2	1	0	1	1-2	0-0	3-3	27:17				
10/2 @ Jacksonville (UK)	23	7	11	5	331	65	136	29	195	3 - 12	33	19	0	1	9	0	5:53.8	2	12	0	4	80	0	11 - 145	1/0	3	1	2	0	3-3	0-0	3-3	27:21				
10/9 CHICAGO	25	7	17	1	522	62	125	19	397	0 - 0	43	33	0	0	0	2:46.0	0	0	1	0	3	73	0	10 - 80	3/1	2	0	2	0	2-2	0-0	3-4	30:05				
10/16 @ Houston	26	10	15	1	414	68	158	28	256	1 - 13	39	25	1	1	0	5:40.4	2	23	2	0	1	17	0	7 - 59	1/0	3	1	2	0	2-3	0-0	2-2	30:17				
10/23 @ Tennessee	26	8	12	6	331	68	124	28	207	3 - 25	37	22	0	0	0	4:47.0	1	7	0	0	1	19	0	6 - 38	2/1	3	1	2	0	2-3	0-0	2-2	27:30				
10/30 KANSAS CITY	20	2	16	2	422	71	88	27	350	3 - 16	41	25	0	1	0	5:49.0	3	57	2	0	1	21	0	6 - 40	0/0	3	0	3	0	3-3	0-0	3-4	33:36				
11/6 @ Green Bay	25	7	16	2	405	65	116	19	289	3 - 18	43	26	1	2	20	0	4:48.3	1	8	2	0	3	64	0	4 - 25	0/0	3	0	3	0	2-3	0-1	2-3	29:57			
11/20 TENNESSEE	20	3	14	3	351	70	97	27	254	5 - 36	38	25	0	0	0	5:43.8	1	1	2	0	5	86	0	11 - 109	0/0	2	0	2	0	2-2	0-0	1-1	31:01				
11/24 PITTSBURGH	16	8	8	0	369	50	148	29	221	0 - 0	21	14	0	2	26	0	4:44.3	0	2	0	1	21	0	7 - 67	0/0	4	1	3	0	4-4	0-0	0-0	28:15				
12/5 @ New York Jets	13	2	10	1	250	52	36	14	214	1 - 2	37	16	3	0	0	5:46.0	0	0	0	0	6	120	0	6 - 90	1/0	1	0	1	0	1-1	0-0	1-1	21:36				
12/11 HOUSTON	20	8	8	4	316	67	185	41	131	2 - 16	24	14	1	2	39	0	3:52.0	0	0	1	0	2	36	0	7 - 124	1/0	1	1	0	0	1-1	0-0	5-5	36:05			
12/18 @ Minnesota	20	0	18	2	282	56	34	9	248	5 - 43	42	32	1	0	0	3:48.7	0	0	3	0	4	124	0	6 - 27	2/2	0	0	0	0	0-0	0-0	2-2	22:58				
11/24 @ Oakland	0	0	0	0	0	0	0	0	0	0 - 0	0	0	0	0	0	0-0.0	0	0	0	0	0	0	0	0	0	0	0	0	0	0-0	0-0	0-0	00:00				
1/1 JACKSONVILLE	0	0	0	0	0	0	0	0	0	0 - 0	0	0	0	0	0	0-0.0	0	0	0	0	0	0	0	0	0	0	0	0	0	0-0	0-0	0-0	00:00				
2016 Totals	303	77	194	32	5,197	881	1,534	342	3,679	30 - 200	509	330	8	11	161	1	54-47.6	14	133	15	0	35	742	0	107 - 1008	15/7	35	9	23	1	30-35	1-2	32-36	407:09			

3rd DOWN EFFICIENCY

9/11 DETROIT	5-9-56%	10/9 CHICAGO	2-9-22%	11/6 @ Green Bay	4-12-33%	12/11 HOUSTON	5-14-36%
9/18 @ Denver	5-11-45%	10/16 @ Houston	5-11-45%	11/20 TENNESSEE	5-14-36%	12/18 @ Minnesota	3-9-33%
9/25 SAN DIEGO	4-11-36%	10/23 @ Tennessee	9-15-60%	11/24 PITTSBURGH	7-11-64%	12/24 @ Oakland	0-0-0%
10/2 @ Jacksonville (UK)	3-11-27%	10/30 KANSAS CITY	7-16-44%	12/5 @ New York Jets	3-11-27%	1/1 JACKSONVILLE	0-0-0%

## TEAM SCORING BY QUARTER

		COLTS						Opponents					
		1ST	2ND	3RD	4TH	OT	TOTAL	1ST	2ND	3RD	4TH	OT	TOTAL
9/11	DETROIT	0	10	8	17	0	35	7	14	7	11	0	39
9/18	@ Denver	3	3	7	7	0	20	3	10	3	18	0	34
9/25	SAN DIEGO	10	3	7	6	0	26	0	13	6	3	0	22
10/2	@ Jacksonville (UK)	3	3	0	21	0	27	7	10	6	7	0	30
10/9	CHICAGO	3	13	3	10	0	29	3	10	0	10	0	23
10/16	@ Houston	3	10	0	10	0	23	0	3	6	14	3	26
10/23	@ Tennessee	7	10	3	14	0	34	6	7	0	13	0	26
10/30	KANSAS CITY	0	7	7	0	0	14	3	14	7	6	0	30
11/6	@ Green Bay	14	10	0	7	0	31	10	0	3	13	0	26
11/20	TENNESSEE	14	7	0	3	0	24	0	7	7	3	0	17
11/24	PITTSBURGH	0	7	0	0	0	7	14	7	0	7	0	28
12/5	@ New York Jets	14	10	10	7	0	41	0	3	0	7	0	10
12/11	HOUSTON	3	0	7	7	0	17	3	10	3	6	0	22
12/18	@ Minnesota	10	17	0	7	0	34	0	0	3	3	0	6
11/24	@ Oakland	0	0	0	0	0	0	0	0	0	0	0	0
1/1	JACKSONVILLE	0	0	0	0	0	0	0	0	0	0	0	0
<b>2016 TOTALS</b>		<b>84</b>	<b>110</b>	<b>52</b>	<b>116</b>	<b>0</b>	<b>362</b>	<b>56</b>	<b>108</b>	<b>51</b>	<b>121</b>	<b>3</b>	<b>339</b>

## GAME-BY-GAME SACKS

PLAYER	9/11	9/18	9/25	10/2	10/9	10/16	10/23	10/30	11/6	11/20	11/24	12/5	12/11	12/18	12/24	1/1	TOTAL
	DET	@ DEN	SD	at JAX (UK)	CHI	at HOU	at TEN	KC	at GB	TEN	PIT	at NYJ	HOU	at MIN	at OAK	JAX	
Erik Walden	1.0-8	0.0-0	2.0-11	1.0-4	0.0-0	0.0-0	1.0-4	1.0-10	1.0-0	1.0-12	0.0-0	0.0-0	0.0-0	2.0-12	0.0-0	0.0-0	<b>10.0-61</b>
Robert Mathis	0.0-0	0.0-0	0.0-0	0.0-0	0.0-0	1.0-13	0.0-0	1.0-6	0.0-0	1.0-8	0.0-0	0.0-0	0.0-0	1.0-8	0.0-0	0.0-0	<b>4.0-35</b>
David Parry	0.0-0	0.0-0	0.0-0	0.0-0	0.0-0	0.0-0	0.0-0	0.0-0	1.0-1	1.0-4	0.0-0	1.0-2	0.0-0	0.0-0	0.0-0	0.0-0	<b>3.0-7</b>
Zach Kerr	0.0-0	1.0-0	0.0-0	0.5-1.5	0.0-0	0.0-0	0.0-0	0.0-0	0.0-0	0.0-0	0.0-0	0.0-0	0.0-0	1.0-14	0.0-0	0.0-0	<b>2.5-15.5</b>
Akeem Ayers	0.0-0	0.0-0	0.0-0	1.0-5	0.0-0	0.0-0	1.0-10	0.0-0	0.0-0	0.0-0	0.0-0	0.0-0	0.0-0	0.0-0	0.0-0	0.0-0	<b>2.0-15</b>
Edwin Jackson	0.0-0	0.0-0	0.0-0	0.0-0	0.0-0	0.0-0	0.0-0	1.0-0	0.0-0	1.0-0	0.0-0	0.0-0	0.0-0	0.0-0	0.0-0	0.0-0	<b>2.0-0</b>
T.Y. McGill	0.0-0	0.0-0	0.0-0	0.0-0	0.0-0	0.0-0	1.0-11	0.0-0	0.0-0	0.0-0	0.0-0	0.0-0	0.0-0	1.0-9	0.0-0	0.0-0	<b>2.0-20</b>
Hassan Ridgeway	0.0-0	0.0-0	0.0-0	0.5-1.5	0.0-0	0.0-0	0.0-0	0.0-0	0.0-0	0.0-0	0.0-0	0.0-0	1.0-5	0.0-0	0.0-0	0.0-0	<b>1.5-6.5</b>
D'Qwell Jackson	0.0-0	0.0-0	0.0-0	0.0-0	0.0-0	0.0-0	0.0-0	0.0-0	0.0-0	1.0-12	0.0-0	0.0-0	0.0-0	0.0-0	0.0-0	0.0-0	<b>1.0-12</b>
Trent Cole	0.0-0	0.0-0	0.0-0	0.0-0	0.0-0	0.0-0	0.0-0	0.0-0	0.0-0	0.0-0	0.0-0	0.0-0	1.0-11	0.0-0	0.0-0	0.0-0	<b>1.0-11</b>
Lavar Edwards	0.0-0	0.0-0	0.0-0	0.0-0	0.0-0	0.0-0	0.0-0	0.0-0	1.0-7	0.0-0	0.0-0	0.0-0	0.0-0	0.0-0	0.0-0	0.0-0	<b>1.0-7</b>
Team	0.0-0	0.0-0	0.0-0	0.0-0	0.0-0	0.0-0	0.0-0	0.0-0	0.0-0	0.0-0	0.0-0	0.0-0	0.0-0	0.0-0	0.0-0	0.0-0	<b>0.0-0</b>
<b>Total</b>	<b>1.0-8</b>	<b>1.0-0</b>	<b>2.0-11</b>	<b>3.0-12</b>	<b>0.0-0</b>	<b>1.0-13</b>	<b>3.0-25</b>	<b>3.0-16</b>	<b>3.0-8</b>	<b>5.0-36</b>	<b>0.0-0</b>	<b>1.0-2</b>	<b>2.0-16</b>	<b>5.0-43</b>	<b>0.0-0</b>	<b>0.0-0</b>	<b>30.0-197</b>

## GAME-BY-GAME INTERCEPTIONS

PLAYER	9/11	9/18	9/25	10/2	10/9	10/16	10/23	10/30	11/6	11/20	11/24	12/5	12/11	12/18	12/24	1/1	TOTAL
	DET	@ DEN	SD	at JAX (UK)	CHI	at HOU	at TEN	KC	at GB	TEN	PIT	at NYJ	HOU	at MIN	at OAK	JAX	
Darius Butler	0-0	1-19	0-0	0-0	0-0	0-0	0-0	0-0	1-0	0-0	0-0	1-0	0-0	0-0	0-0	0-0	<b>3-19</b>
Mike Adams	0-0	0-0	0-0	0-0	0-0	0-0	0-0	0-0	0-0	0-0	0-0	1-56	0-0	1-0	0-0	0-0	<b>2-56</b>
Akeem Ayers	0-0	0-0	0-0	0-0	0-0	0-0	0-0	0-0	0-0	0-0	0-0	0-0	1-25	0-0	0-0	0-0	<b>1-25</b>
Vontae Davis	0-0	0-0	0-0	0-0	0-0	1-0	0-0	0-0	0-0	0-0	0-0	0-0	0-0	0-0	0-0	0-0	<b>1-0</b>
Darryl Morris	0-0	0-0	0-0	0-0	0-0	0-0	0-0	0-0	0-0	0-0	0-0	1-0	0-0	0-0	0-0	0-0	<b>1-0</b>
<b>Total</b>	<b>0-0</b>	<b>1-19</b>	<b>0-0</b>	<b>0-0</b>	<b>0-0</b>	<b>1-0</b>	<b>0-0</b>	<b>0-0</b>	<b>1-0</b>	<b>0-0</b>	<b>0-0</b>	<b>3-56</b>	<b>1-25</b>	<b>1-0</b>	<b>0-0</b>	<b>0-0</b>	<b>8-100</b>

## FIRST DOWNS BY PLAYER

COLTS FIRST DOWNS			
PLAYER	RECEIVING	RUSHING	TOTAL
F. Gore	12	46	58
T. Hilton	56	0	56
J. Doyle	27	0	27
R. Turbin	7	16	23
D. Moncrief	21	0	21
D. Allen	21	0	21
A. Luck	0	19	19
P. Dorsett	17	0	17
C. Rogers	10	0	10
E. Swoope	10	0	10
J. Ferguson	5	0	5
J. Todman	0	3	3
Q. Bray	1	0	1
D. Street	1	0	1
<b>TOTAL</b>	<b>188</b>	<b>84</b>	<b>272</b>



**INSIDE 20 EFFICIENCY**
**COLTS**

												Score	Pts/
												Pct.	Poss
		Pos	TD	PAT	2-Pt.	FG	MFG	INT	Fum	Pts	TD%		
9/11	DETROIT	4	4	3	1	0	0	0	0	29	100%	100%	7.3
9/18	@ Denver	2	2	2	0	0	0	0	0	14	100%	100%	7.0
9/25	SAN DIEGO	3	2	2	0	1	0	0	0	17	67%	100%	5.7
10/2	@ Jacksonville (UK)	2	2	2	0	0	0	0	0	14	100%	100%	7.0
10/9	CHICAGO	2	1	1	0	1	0	0	0	10	50%	100%	5.0
10/16	@ Houston	6	2	2	0	3	0	0	0	23	33%	83%	3.8
10/23	@ Tennessee	4	2	2	0	2	0	0	0	20	50%	100%	5.0
10/30	KANSAS CITY	2	2	2	0	0	0	0	0	14	100%	100%	7.0
11/6	@ Green Bay	4	3	3	0	1	0	0	0	24	75%	100%	6.0
11/20	TENNESSEE	3	3	3	0	0	0	0	0	21	100%	100%	7.0
11/24	PITTSBURGH	3	1	1	0	0	0	0	0	7	33%	33%	2.3
12/5	@ New York Jets	6	3	3	0	1	0	0	1	24	50%	66%	4.0
12/11	HOUSTON	3	1	1	0	1	0	0	1	13	33%	66%	4.3
12/18	@ Minnesota	3	2	2	0	0	0	0	0	14	66%	66%	4.7
11/24	@ Oakland	0	0	0	0	0	0	0	0	0	0%	0%	0.0
1/1	JACKSONVILLE	0	0	0	0	0	0	0	0	0	0%	0%	0.0
<b>2016 TOTALS</b>		47	30	29	1	10	0	0	2	244	63.8%	85.1%	5.2

**OPPONENTS**

												Score	Pts/
												Pct.	Poss
		Pos	TD	PAT	2-Pt.	FG	MFG	INT	Fum	Pts	TD%		
9/11	DETROIT	4	4	4	0	0	0	0	0	28	100%	100%	7.0
9/18	@ Denver	4	1	1	0	0	0	0	0	7	25%	25%	1.8
9/25	SAN DIEGO	4	1	1	0	2	0	0	1	13	25%	75%	3.3
10/2	@ Jacksonville (UK)	3	2	2	0	1	0	0	0	17	67%	100%	5.7
10/9	CHICAGO	3	1	1	0	2	0	0	0	13	33%	100%	4.3
10/16	@ Houston	4	2	2	0	2	0	0	0	20	50%	100%	5.0
10/23	@ Tennessee	3	3	2	0	0	0	0	0	20	100%	100%	6.7
10/30	KANSAS CITY	5	2	2	0	2	1	0	0	20	40%	80%	4.0
11/6	@ Green Bay	4	2	1	0	2	0	0	0	19	50%	100%	4.8
11/20	TENNESSEE	2	1	1	0	0	0	0	0	7	50%	50%	3.5
11/24	PITTSBURGH	1	1	1	0	0	0	0	0	7	100%	100%	7.0
12/5	@ New York Jets	1	0	0	0	1	0	0	0	3	0%	100%	3.0
12/11	HOUSTON	5	1	1	0	4	0	0	0	19	20%	100%	3.8
12/18	@ Minnesota	2	0	0	0	1	0	0	0	3	0%	50%	1.5
11/24	@ Oakland	0	0	0	0	0	0	0	0	0	0%	0%	0.0
1/1	JACKSONVILLE	0	0	0	0	0	0	0	0	0	0%	0%	0.0
<b>2016 TOTALS</b>		45	21	19	0	17	1	0	1	196	46.7%	84.4%	4.4

## GOAL TO GO

### COLTS

		Pos	TD	PAT	2-Pt.	FG	MFG	INT	Fum	Pts	TD%	Score Pct.	Pts/ Poss
9/11	DETROIT	1	1	1	0	0	0	0	0	7	100%	100%	7.0
9/18	@ Denver	2	2	2	0	0	0	0	0	14	100%	100%	7.0
9/25	SAN DIEGO	2	2	2	0	0	0	0	0	14	100%	100%	7.0
10/2	@ Jacksonville (UK)	2	2	2	0	0	0	0	0	14	100%	100%	7.0
10/9	CHICAGO	2	1	1	0	1	0	0	0	10	50%	100%	5.0
10/16	@ Houston	0	0	0	0	0	0	0	0	0	0%	0%	0.0
10/23	@ Tennessee	3	2	2	0	1	0	0	0	17	66%	100%	5.7
10/30	KANSAS CITY	1	1	1	0	0	0	0	0	7	100%	100%	7.0
11/6	@ Green Bay	3	3	3	0	0	0	0	0	21	100%	100%	7.0
11/20	TENNESSEE	2	2	2	0	0	0	0	0	14	100%	100%	7.0
11/24	PITTSBURGH	3	1	1	0	0	0	0	0	7	33%	33%	2.3
12/5	@ New York Jets	2	2	2	0	0	0	0	0	14	100%	100%	7.0
12/11	HOUSTON	1	0	0	0	0	0	0	1	0	0%	0%	0.0
12/18	@ Minnesota	2	2	2	0	0	0	0	0	14	100%	100%	7.0
11/24	@ Oakland	0	0	0	0	0	0	0	0	0	0%	0%	0.0
1/1	JACKSONVILLE	0	0	0	0	0	0	0	0	0	0%	0%	0.0
<b>2016 TOTALS</b>		26	21	21	0	2	0	0	1	153	80.8%	88.5%	5.9

### OPPONENTS

		Pos	TD	PAT	2-Pt.	FG	MFG	INT	Fum	Pts	TD%	Score Pct.	Pts/ Poss
9/11	DETROIT	1	1	1	0	0	0	0	0	7	100%	100%	7.0
9/18	@ Denver	2	1	1	0	1	0	0	0	10	50%	100%	5.0
9/25	SAN DIEGO	3	1	0	0	2	0	0	0	12	33%	100%	4.0
10/2	@ Jacksonville (UK)	3	2	2	0	1	0	0	0	17	67%	100%	5.7
10/9	CHICAGO	1	1	1	0	0	0	0	0	7	100%	100%	7.0
10/16	@ Houston	1	1	0	0	0	0	0	0	6	100%	100%	6.0
10/23	@ Tennessee	2	2	2	0	0	0	0	0	14	100%	100%	7.0
10/30	KANSAS CITY	2	0	0	0	1	0	0	0	3	0%	50%	1.5
11/6	@ Green Bay	3	2	1	0	1	0	0	0	16	67%	100%	5.3
11/20	TENNESSEE	1	1	1	0	0	0	0	0	7	100%	100%	7.0
11/24	PITTSBURGH	1	1	1	0	0	0	0	0	7	100%	100%	7.0
12/5	@ New York Jets	0	0	0	0	0	0	0	0	0	0%	0%	0.0
12/11	HOUSTON	3	1	1	0	2	0	0	0	13	33%	100%	4.3
12/18	@ Minnesota	0	0	0	0	0	0	0	0	0	0%	0%	0.0
11/24	@ Oakland	0	0	0	0	0	0	0	0	0	0%	0%	0.0
1/1	JACKSONVILLE	0	0	0	0	0	0	0	0	0	0%	0%	0.0
<b>2016 TOTALS</b>		23	14	11	0	8	0	0	0	119	60.9%	95.7%	5.2

## GAME-BY-GAME STARTERS

OFFENSE		WR	LT	LG	C	RG	RT	TE	WR	TE/WR	QB	RB
9/11	DETROIT	D. Moncrief	A. Castonzo	J. Mewhort	R. Kelly	D. Good	J. Reitz	D. Allen	T. Hilton	J. Doyle	A. Luck	F. Gore
9/18	@ Denver	E. Swoope (TE)	A. Castonzo	J. Mewhort	R. Kelly	D. Good	J. Reitz	D. Allen	T. Hilton	J. Doyle	A. Luck	F. Gore
9/25	SAN DIEGO	P. Dorsett	A. Castonzo	J. Mewhort	R. Kelly	J. Haeg	J. Reitz	D. Allen	T. Hilton	J. Doyle	A. Luck	F. Gore
10/2	@ Jacksonville (UK)	P. Dorsett	A. Castonzo	J. Mewhort	R. Kelly	A. Blythe	J. Reitz	D. Allen	T. Hilton	J. Doyle	A. Luck	F. Gore
10/9	CHICAGO	P. Dorsett	A. Castonzo	J. Mewhort	R. Kelly	D. Good	J. Haeg	D. Allen	T. Hilton	J. Doyle	A. Luck	F. Gore
10/16	@ Houston	P. Dorsett	A. Castonzo	J. Mewhort	R. Kelly	D. Good	J. Haeg	D. Allen	T. Hilton	C. Rogers (WR)	A. Luck	F. Gore
10/23	@ Tennessee	C. Rogers	A. Castonzo	J. Haeg	R. Kelly	D. Good	J. Reitz	E. Swoope	T. Hilton	J. Doyle	A. Luck	F. Gore
10/30	KANSAS CITY	D. Moncrief	A. Castonzo	J. Haeg	R. Kelly	D. Good	J. Reitz	E. Swoope	T. Hilton	J. Doyle	A. Luck	F. Gore
11/6	@ Green Bay	D. Moncrief	A. Castonzo	J. Harrison	R. Kelly	D. Good	J. Haeg	D. Allen	T. Hilton	J. Doyle	A. Luck	F. Gore
11/20	TENNESSEE	E. Swoope (TE)	A. Castonzo	J. Mewhort	R. Kelly	D. Good	J. Haeg	D. Allen	T. Hilton	J. Doyle	A. Luck	F. Gore
11/24	PITTSBURGH	D. Moncrief	A. Castonzo	J. Mewhort	R. Kelly	D. Good	J. Haeg	D. Allen	T. Hilton	P. Dorsett (WR)	S. Tolzien	F. Gore
12/5	@ New York Jets	D. Moncrief	A. Castonzo	J. Mewhort	R. Kelly	D. Good	J. Haeg	D. Allen	T. Hilton	J. Doyle	A. Luck	F. Gore
12/11	HOUSTON	D. Moncrief	A. Castonzo	J. Mewhort	R. Kelly	J. Haeg	J. Reitz	D. Allen	T. Hilton	J. Doyle	A. Luck	F. Gore
12/18	@ Minnesota	P. Dorsett	A. Castonzo	J. Harrison	R. Kelly	J. Haeg	L. Clark	D. Allen	T. Hilton	J. Doyle	A. Luck	F. Gore
11/24	@ Oakland											
1/1	JACKSONVILLE											
DEFENSE		DE	NT	DT/CB	SLB	MIKE	WILL	RUSH	LCB	RCB	SS	FS
9/11	DETROIT	K. Langford	D. Parry	D. Morris (CB)	E. Walden	D. Jackson	S. Moore	R. Mathis	P. Robinson	A. Cromartie	M. Adams	T. Green
9/18	@ Denver	K. Langford	D. Parry	D. Butler (CB)	E. Walden	D. Jackson	S. Moore	R. Mathis	R. Melvin	A. Cromartie	M. Adams	C. Geathers
9/25	SAN DIEGO	K. Langford	D. Parry	Z. Kerr	E. Walden	D. Jackson	S. Moore	R. Mathis	A. Cromartie	V. Davis	M. Adams	C. Geathers
10/2	@ Jacksonville (UK)	K. Langford	D. Parry	Z. Kerr	E. Walden	D. Jackson	S. Moore	R. Mathis	A. Cromartie	V. Davis	M. Adams	C. Geathers
10/9	CHICAGO	K. Langford	D. Parry	Z. Kerr	E. Walden	D. Jackson	J. McNary	R. Mathis	P. Robinson	V. Davis	M. Adams	C. Geathers
10/16	@ Houston	K. Langford	D. Parry	A. Jones	E. Walden	D. Jackson	J. McNary	R. Mathis	R. Melvin	V. Davis	M. Adams	C. Geathers
10/23	@ Tennessee	K. Langford	D. Parry	A. Jones	E. Walden	D. Jackson	J. McNary	R. Mathis	P. Robinson	V. Davis	M. Adams	C. Geathers
10/30	KANSAS CITY	D. Butler (CB)	D. Parry	A. Jones	E. Walden	D. Jackson	E. Jackson	R. Mathis	P. Robinson	V. Davis	M. Adams	C. Geathers
11/6	@ Green Bay	D. Butler (CB)	D. Parry	A. Jones	E. Walden	D. Jackson	R. Melvin (CB)	R. Mathis	P. Robinson	V. Davis	T. Green	C. Geathers
11/20	TENNESSEE	H. Ridgeway	D. Parry	A. Jones	E. Walden	D. Jackson	E. Jackson	R. Mathis	R. Melvin	V. Davis	M. Adams	C. Geathers
11/24	PITTSBURGH	R. Melvin (CB)	D. Parry	A. Jones	E. Walden	D. Jackson	E. Jackson	R. Mathis	P. Robinson	V. Davis	M. Adams	D. Butler (CB)
12/5	@ New York Jets	H. Ridgeway	D. Parry	A. Jones	E. Walden	D. Jackson	E. Jackson	T. Cole	R. Melvin	V. Davis	M. Adams	T. Green
12/11	HOUSTON	H. Ridgeway	D. Parry	A. Jones	E. Walden	A. Morrison	E. Jackson	T. Cole	R. Melvin	V. Davis	M. Adams	D. Butler (CB)
12/18	@ Minnesota	H. Ridgeway	D. Parry	Z. Kerr	E. Walden	A. Morrison	E. Jackson	T. Cole	R. Melvin	V. Davis	M. Adams	D. Butler
11/24	@ Oakland											
1/1	JACKSONVILLE											

## GAME-BY-GAME INACTIVES

9/11	DETROIT	D. Butler, V. Davis, C. Geathers, A. Blythe, J. Haeg, C. Rogers, H. Anderson
9/18	@ Denver	V. Davis, P. Robinson, T. Green, T. Cole, L. Clark, A. Blythe, H. Anderson
9/25	SAN DIEGO	D. Moncrief, D. Butler, P. Robinson, L. Clark, D. Good, D. Street, T. McGill
10/2	@ Jacksonville (UK)	D. Moncrief, D. Butler, D. Good, J. Harrison, J. Reitz, D. Street, T. McGill
10/9	CHICAGO	D. Moncrief, R. Turbin, L. Clark, J. Vujnovich, J. Harrison, D. Street, A. Jones
10/16	@ Houston	D. Moncrief, P. Robinson, L. Clark, J. Harrison, D. Street, Z. Kerr, T. McGill
10/23	@ Tennessee	D. Moncrief, P. Dorsett, J. Mewhort, D. Allen, C. Maggitt, Z. Kerr, H. Anderson
10/30	KANSAS CITY	L. Clark, J. Mewhort, C. Rogers, D. Allen, K. Langford, C. Maggitt, H. Anderson
11/6	@ Green Bay	T. Smith, M. Adams, C. Carter, J. Mewhort, J. Reitz, K. Langford, H. Anderson
11/20	TENNESSEE	P. Robinson, C. Milton, D. King, L. Clark, A. Blythe, D. Street, C. Maggitt
11/24	PITTSBURGH	A. Luck, C. Geathers, D. King, L. Clark, A. Blythe, C. Maggitt, Z. Kerr
12/5	@ New York Jets	P. Robinson, C. Geathers, D. King, L. Clark, A. Blythe, L. Edwards, R. Mathis
12/11	HOUSTON	P. Robinson, C. Geathers, A. Blythe, D. Good, Z. Kerr, L. Edwards, R. Mathis
12/18	@ Minnesota	D. Moncrief, D. Williams, C. James, D. Mount, D. Good, J. Reitz, A. Jones
11/24	@ Oakland	
1/1	JACKSONVILLE	

## COLTS 3RD AND 4TH DOWN CONVERSIONS

		3rd Down			4th Down		
		Made	Att.	Effic.	Made	Att.	Effic.
9/11	DETROIT	9	16	56%	0	0	0%
9/18	@ Denver	6	14	43%	1	1	100%
9/25	SAN DIEGO	2	9	22%	1	1	100%
10/2	@ Jacksonville (UK)	9	17	53%	0	2	0%
10/9	CHICAGO	3	12	25%	1	1	100%
10/16	@ Houston	5	14	36%	0	1	0%
10/23	@ Tennessee	4	10	40%	0	0	0%
10/30	KANSAS CITY	4	13	31%	1	2	50%
11/6	@ Green Bay	7	14	50%	0	0	0%
11/20	TENNESSEE	5	12	42%	1	1	100%
11/24	PITTSBURGH	8	15	53%	2	4	50%
12/5	@ New York Jets	7	13	54%	0	1	0%
12/11	HOUSTON	5	12	42%	0	1	0%
12/18	@ Minnesota	7	13	54%	0	1	0%
11/24	@ Oakland						
1/1	JACKSONVILLE						

## OPPONENTS 3RD AND 4TH DOWN CONVERSIONS

		3rd Down			4th Down		
		Made	Att.	Effic.	Made	Att.	Effic.
9/11	DETROIT	5	9	56%	0	0	0%
9/18	@ Denver	5	11	45%	0	0	0%
9/25	SAN DIEGO	4	11	36%	0	0	0%
10/2	@ Jacksonville (UK)	3	11	27%	1	1	100%
10/9	CHICAGO	2	9	22%	0	1	0%
10/16	@ Houston	5	11	45%	0	0	0%
10/23	@ Tennessee	9	15	60%	0	0	0%
10/30	KANSAS CITY	7	16	44%	0	0	0%
11/6	@ Green Bay	4	12	33%	0	0	0%
11/20	TENNESSEE	5	14	36%	1	3	33%
11/24	PITTSBURGH	7	11	64%	0	0	0%
12/5	@ New York Jets	3	11	27%	1	2	50%
12/11	HOUSTON	5	14	36%	0	0	0%
12/18	@ Minnesota	3	9	33%	0	1	0%
11/24	@ Oakland						
1/1	JACKSONVILLE						

## 3RD DOWN EFFICIENCY

3rd Down And											
	1	2	3	4	5	6	7	8	9	10+	SEASON
COLTS	11-20	16-27	9-16	8-11	5-13	3-10	7-17	3-11	2-6	17-53	81-184
OPPONENTS	10-17	7-13	10-15	8-15	8-16	2-13	3-8	4-11	4-12	11-44	67-164

## KICKOFF ANALYSIS

	Opponent	No.	No. in EZ	TB	Opp. Ret	Ret. Yds.	Ret. Avg.	Out of Bounds	Onside Rec/Att
9/11	DETROIT	7	7	6	1	22	22.0	0	0/0
9/18	@ Denver	5	5	5	0	0	0.0	0	0/0
9/25	SAN DIEGO	6	5	3	3	59	19.7	0	0/0
10/2	@ Jacksonville (UK)	6	3	2	4	80	20.0	0	0/0
10/9	CHICAGO	8	7	5	3	73	24.3	0	0/0
10/16	@ Houston	6	5	5	1	17	17.0	0	0/0
10/23	@ Tennessee	7	5	5	1	19	19.0	0	1/1
10/30	KANSAS CITY	3	3	2	1	21	21.0	0	0/0
11/6	@ Green Bay	6	3	3	3	64	21.3	0	0/0
11/20	TENNESSEE	5	0	0	5	86	17.2	0	0/0
11/24	PITTSBURGH	2	2	1	1	21	21.0	0	0/0
12/5	@ New York Jets	8	4	2	6	120	20.0	0	0/0
12/11	HOUSTON	4	4	2	2	36	18.0	0	0/0
12/18	@ Minnesota	6	6	2	4	124	31.0	0	0/0
11/24	@ Oakland								
1/1	JACKSONVILLE								
<b>2016 Totals</b>		<b>79</b>	<b>59</b>	<b>43</b>	<b>35</b>	<b>742</b>	<b>21.2</b>	<b>0</b>	<b>1/1</b>

## COLTS SCORING DRIVES

Opponent	Qtr	Time Rem.	Plays	Net Yards	Poss.	How Acquired	Score Type	Scoring play
vs. Detroit	2	4:50	8	47	4:21	Kickoff	FG	A. Vinatieri 50 yd. Field Goal
vs. Detroit	2	0:05	8	75	1:32	Kickoff	TD	D. Moncrief 2 yd. pass from A. Luck
vs. Detroit	3	8:41	9	85	4:00	Punt	TD	D. Allen 19 yd. pass from A. Luck
vs. Detroit	4	14:17	10	53	3:03	Kickoff	FG	A. Vinatieri 40 yd. Field Goal
vs. Detroit	4	8:19	9	94	4:19	Punt	TD	J. Doyle 16 yd. pass from A. Luck
vs. Detroit	4	0:37	8	75	3:27	Kickoff	TD	J. Doyle 6 yd. pass from A. Luck
@ Denver	1	8:17	7	26	3:24	Missed FG	FG	A. Vinatieri 48 yd. Field Goal
@ Denver	2	2:43	9	21	3:36	Interception	FG	A. Vinatieri 52 yd. Field Goal
@ Denver	3	8:06	13	79	6:54	Kickoff	TD	R. Turbin 5 yd. run
@ Denver	4	4:02	12	80	5:28	Punt	TD	F. Gore 7 yd. pass from A. Luck
vs. San Diego	1	8:53	11	58	6:07	Kickoff	FG	A. Vinatieri 38 yd. Field Goal
vs. San Diego	1	3:39	9	85	3:25	Punt	TD	F. Gore 6 yd. run
vs. San Diego	2	6:25	11	60	7:39	Kickoff	FG	A. Vinatieri 33 yd. Field Goal
vs. San Diego	3	2:39	10	75	5:44	Kickoff	TD	R. Turbin 1 yd. run
vs. San Diego	4	1:17	6	83	1:12	Punt	TD	T. Hilton 63 yd. pass from A. Luck
@ Jacksonville	1	1:50	12	29	6:33	Kickoff	FG	A. Vinatieri 53 yd. Field Goal
@ Jacksonville	2	6:10	11	44	6:10	Punt	FG	A. Vinatieri 49 yd. Field Goal
@ Jacksonville	4	14:48	9	75	3:03	Kickoff	TD	F. Gore 1 yd. run
@ Jacksonville	4	7:06	12	78	5:31	Punt	TD	T. Hilton 2 yd. pass from A. Luck
@ Jacksonville	4	3:03	6	75	2:00	Kickoff	TD	P. Dorsett 64 yd. pass from A. Luck
vs. Chicago	1	5:10	8	45	3:14	Kickoff	FG	A. Vinatieri 54 yd. Field Goal
vs. Chicago	2	12:58	12	80	5:44	Punt	TD	D. Allen 1 yd pass from A. Luck
vs. Chicago	2	6:08	6	27	2:14	Kickoff	FG	A. Vinatieri 53 yd. Field Goal
vs. Chicago	2	0:11	11	67	3:24	Kickoff	FG	A. Vinatieri 26 yd. Field Goal
vs. Chicago	3	5:52	11	45	5:08	Punt	FG	A. Vinatieri 41 yd. Field Goal
vs. Chicago	4	3:43	6	82	3:21	Kickoff	TD	T. Hilton 35 yd. pass from A. Luck
vs. Chicago	4	2:28	4	1	1:01	Fumble	FG	A. Vinatieri 46 yd. Field Goal
@ Houston	1	5:56	9	27	4:16	Punt	FG	A. Vinatieri 41 yd. Field Goal
@ Houston	2	14:55	7	75	4:33	Punt	TD	J. Doyle 22 yd. pass from A. Luck
@ Houston	2	6:55	10	74	5:12	Punt	FG	A. Vinatieri 37 yd. Field Goal
@ Houston	4	14:53	2	20	0:25	Interception	TD	A. Luck 14 yd. run
@ Houston	4	7:04	10	66	5:17	Punt	FG	A. Vinatieri 36 yd. Field Goal
@ Tennessee	1	4:46	10	72	4:28	Kickoff	TD	F. Gore 3 yd. pass from A. Luck
@ Tennessee	2	10:16	6	93	3:24	Punt	TD	T. Hilton 37 yd. pass from A. Luck
@ Tennessee	2	7:06	6	25	3:10	Onside Kick	FG	A. Vinatieri 28 yd. Field Goal
@ Tennessee	3	3:46	11	73	6:04	Punt	FG	A. Vinatieri 33 yd. Field Goal
@ Tennessee	4	1:55	12	70	4:07	Kickoff	TD	J. Doyle 7 yd. pass from A. Luck
@ Tennessee	4	1:47	-	-	-	Fumble	TD	R. Mathis 14 yd. fumble return
vs. Kansas City	2	10:07	6	63	2:51	Kickoff	TD	F. Gore 18 yd. pass from A. Luck
vs. Kansas City	3	2:05	10	75	5:29	Kickoff	TD	D. Moncrief 3 yd. pass from A. Luck
@ Green Bay	1	14:47	-	-	0:13	Kickoff	TD	J. Todman 99 yd. kickoff return
@ Green Bay	1	4:28	7	62	3:07	Missed FG	TD	F. Gore 7 yd. run
@ Green Bay	2	12:05	8	35	2:55	Kickoff	FG	A. Vinatieri 28 yd. Field Goal
@ Green Bay	2	0:11	15	96	5:33	Punt	TD	D. Moncrief 8 yd. pass from A. Luck
@ Green Bay	4	9:35	6	71	2:53	Punt	TD	F. Gore 4 yd. run
vs. Tennessee	1	8:39	8	64	4:59	Punt	TD	R. Turbin 1 yd. run
vs. Tennessee	1	2:32	7	75	3:55	Punt	TD	D. Moncrief 2 yd. pass from A. Luck
vs. Tennessee	2	10:35	9	80	4:48	Punt	TD	T. Hilton 2 yd. pass from A. Luck
vs. Tennessee	4	10:50	5	44	1:24	Kickoff	FG	A. Vinatieri 49 yd. Field Goal
vs. Pittsburgh	2	13:02	6	47	3:04	Kickoff	TD	D. Moncrief 5 yd. pass from S. Tolzien
@ New York Jets	1	10:23	7	51	3:33	Punt	TD	D. Allen 7 yd. pass from A. Luck
@ New York Jets	1	7:45	4	69	1:47	Punt	TD	D. Allen 21 yd. pass from A. Luck
@ New York Jets	2	8:16	6	40	2:15	Kickoff	FG	A. Vinatieri 53 yd. Field Goal
@ New York Jets	2	1:18	9	70	5:20	Punt	TD	D. Allen 23 yd. pass from A. Luck
@ New York Jets	3	8:54	11	75	6:06	Kickoff	TD	D. Moncrief 3 yd. pass from A. Luck
@ New York Jets	3	1:08	10	43	5:11	Punt	FG	A. Vinatieri 36 yd. Field Goal
@ New York Jets	4	14:54	2	6	0:20	Interception	TD	R. Turbin 5 yd. run
vs. Houston	1	8:31	10	74	3:50	Punt	FG	A. Vinatieri 32 yd. Field Goal
vs. Houston	3	9:53	6	75	2:53	Kickoff	TD	F. Gore 18 yd. pass from A. Luck
vs. Houston	4	9:06	8	83	2:47	Kickoff	TD	T. Hilton 35 yd. pass from A. Luck
@ Minnesota	1	9:01	11	46	5:59	Kickoff	FG	A. Vinatieri 48 yd. Field Goal
@ Minnesota	1	2:22	11	52	4:57	Punt	TD	R. Turbin 1 yd. run
@ Minnesota	2	7:16	9	92	5:39	Punt	TD	E. Swoope 27 yd. pass from A. Luck
@ Minnesota	2	0:33	13	91	5:35	Fumble	TD	R. Turbin 6 yd. run
@ Minnesota	2	0:00	2	4	0:19	Interception	FG	A. Vinatieri 50 yd. Field Goal
@ Minnesota	4	14:55	7	88	3:56	Kickoff	TD	P. Dorsett 50 yd. pass from A. Luck



## OPPONENTS SCORING DRIVES

Opponent	Qtr	Time Rem.	Plays	Net Yards	Poss.	How Acquired	Score Type	Scoring play
vs. Detroit	1	4:43	9	80	4:23	Punt	TD	T. Riddick 21 yd. run
vs. Detroit	2	9:11	15	82	7:00	Punt	TD	D. Washington 1 yd. run
vs. Detroit	2	1:37	8	75	3:13	Kickoff	TD	E. Ebron 6 yd. pass from M. Stafford
vs. Detroit	3	2:20	7	71	3:36	Punt	TD	A. Abdullah 11 yd. pass from M. Stafford
vs. Detroit	4	4:04	8	75	4:15	Kickoff	TD	T. Riddick 13 yd. pass from M. Stafford
vs. Detroit	4	0:04	5	50	0:33	Kickoff	FG	M. Prater 43 yd. Field Goal
vs. Detroit	4	0:00	-	-	-	Penalty	Safety	Penalty on T. Hilton enforced in end zone for a Safety
@ Denver	1	5:30	7	70	2:47	Kickoff	FG	B. McManus 23 yd. Field Goal
@ Denver	2	11:41	6	69	3:19	Punt	TD	C. Anderson 4 yd. run
@ Denver	2	0:05	11	50	2:38	Kickoff	FG	B. McManus 43 yd. Field Goal
@ Denver	3	1:09	13	60	6:57	Kickoff	FG	B. McManus 33 yd. Field Goal
@ Denver	4	13:52	-	-	-	Interception	TD	A. Talib 46 yd. interception return
@ Denver	4	1:51	8	58	2:11	Kickoff	FG	B. McManus 35 yd. Field Goal
@ Denver	4	1:42	-	-	-	Fumble	TD	S. Ray 15 yd. fumble return
vs. San Diego	2	14:51	10	50	3:48	Kickoff	FG	J. Lambo 42 yd. Field Goal
vs. San Diego	2	14:04	4	-10	0:32	Interception	FG	J. Lambo 34 yd. Field Goal
vs. San Diego	2	0:55	-	-	-	Fumble	TD	C. Reid 61 yd. fumble return
vs. San Diego	3	8:23	12	80	6:37	Kickoff	TD	M. Gordon 1 yd. run
vs. San Diego	4	7:34	9	73	4:25	Punt	FG	J. Lambo 27 yd. Field Goal
@ Jacksonville	1	8:23	5	24	2:10	Interception	TD	A. Robinson 3 yd. pass from B. Bortles
@ Jacksonville	2	4:09	10	75	4:44	Kickoff	TD	B. Bortles 1 yd. run
@ Jacksonville	2	0:00	8	75	1:06	Punt	FG	J. Myers 22 yd. Field Goal
@ Jacksonville	3	11:50	9	43	3:10	Kickoff	FG	J. Myers 46 yd. Field Goal
@ Jacksonville	3	2:51	14	58	6:48	Punt	FG	J. Myers 49 yd. Field Goal
@ Jacksonville	4	5:03	4	75	2:03	Kickoff	TD	A. Hurns 42 yd. pass from B. Bortles
vs. Chicago	1	8:24	12	51	6:36	Kickoff	FG	C. Barth 35 yd. Field Goal
vs. Chicago	2	8:22	8	44	4:36	Kickoff	FG	C. Barth 49 yd. Field Goal
vs. Chicago	2	3:35	5	75	2:33	Kickoff	TD	C. Meredith 14 yd. pass from B. Hoyer
vs. Chicago	4	13:31	9	78	4:15	Punt	FG	C. Barth 24 yd. Field Goal
vs. Chicago	4	7:04	9	96	4:45	Punt	TD	J. Howard 21 yd. pass from B. Hoyer
@ Houston	2	1:57	11	66	4:58	Kickoff	FG	N. Novak 27 yd. Field Goal
@ Houston	3	7:06	10	80	5:13	Punt	TD	L. Miller 1 yd. run
@ Houston	4	2:37	12	75	4:27	Kickoff	TD	L. Miller 10 yd. pass from B. Osweiler
@ Houston	4	0:49	3	53	1:01	Punt	TD	C. Fiedorowicz 26 yd. pass from B. Osweiler
@ Houston	OT	8:10	6	52	3:20	Punt	FG	N. Novak 33 yd. Field Goal
@ Tennessee	1	9:14	10	78	5:46	Kickoff	TD	T. Lewan 10 yd. pass from M. Mariota
@ Tennessee	2	0:34	11	80	1:38	Punt	TD	D. Murray 1 yd. run
@ Tennessee	4	12:39	13	75	6:07	Kickoff	TD	D. Walker 7 yd. pass from M. Mariota
@ Tennessee	4	6:02	7	50	3:39	Punt	FG	R. Succop 48 yd. Field Goal
@ Tennessee	4	0:43	7	49	1:04	Kickoff	FG	R. Succop 44 yd. Field Goal
vs. Kansas City	1	10:20	12	60	4:40	Kickoff	FG	C. Santos 33 yd. Field Goal
vs. Kansas City	2	12:58	6	80	3:28	Punt	TD	T. Kelce 14 yd. pass from N. Foles
vs. Kansas City	2	0:19	3	36	0:19	Interception	TD	J. Maclin 13 yd. pass from A. Smith
vs. Kansas City	3	7:34	10	75	5:27	Punt	TD	T. Hill 34 yd. pass from N. Foles
vs. Kansas City	4	8:00	10	46	5:05	Punt	FG	C. Santos 22 yd. Field Goal
vs. Kansas City	4	3:35	8	44	3:34	Punt	FG	C. Santos 44 yd. Field Goal
@ Green Bay	1	10:46	9	53	4:01	Kickoff	FG	M. Crosby 34 yd. Field Goal
@ Green Bay	1	0:00	4	47	1:25	Interception	TD	J. Nelson 26 yd. pass from A. Rodgers
@ Green Bay	3	1:46	10	65	5:38	Punt	FG	M. Crosby 27 yd. Field Goal
@ Green Bay	4	7:40	6	75	1:55	Kickoff	TD	D. Adams 2 yd. pass from A. Rodgers
@ Green Bay	4	3:29	7	80	1:59	Punt	TD	R. Cobb 3 yd. pass from A. Rodgers
vs. Tennessee	2	0:20	12	68	1:53	Missed FG	TD	D. Murray 3 yd. pass from M. Mariota
vs. Tennessee	3	6:35	9	98	4:50	Punt	TD	T. Sharpe 34 yd. pass from M. Mariota
vs. Tennessee	4	12:14	11	65	5:53	Punt	FG	R. Succop 47 yd. Field Goal
vs. Pittsburgh	1	9:10	7	52	4:19	Punt	TD	L. Bell 5 yd. run
vs. Pittsburgh	1	1:06	7	58	3:02	Missed FG	TD	A. Brown 25 yd. pass from B. Roethlisberger
vs. Pittsburgh	2	9:00	7	75	4:02	Kickoff	TD	A. Brown 33 yd. pass from B. Roethlisberger
vs. Pittsburgh	4	5:30	4	64	2:21	Interception	TD	A. Brown 22 yd. pass from B. Roethlisberger
@ New York Jets	2	10:31	10	77	4:29	Punt	FG	N. Folk 38 yd. Field Goal
@ New York Jets	4	11:19	11	75	3:35	Kickoff	TD	R. Anderson 40 yd. pass from B. Petty
vs. Houston	1	4:00	6	13	2:01	Interception	FG	N. Novak 21 yd. Field Goal
vs. Houston	2	2:26	12	80	7:19	Punt	TD	L. Miller 2 yd. run
vs. Houston	2	0:12	5	22	0:34	Missed FG	FG	N. Novak 52 yd. Field Goal
vs. Houston	3	12:46	5	12	1:08	Interception	FG	N. Novak 24 yd. Field Goal
vs. Houston	4	11:53	12	64	5:36	Fumble	FG	N. Novak 41 yd. Field Goal
vs. Houston	4	2:47	11	58	6:19	Kickoff	FG	N. Novak 34 yd. Field Goal
@ Minnesota	3	3:51	12	71	4:10	Punt	FG	K. Forbath 32 yd. Field Goal
@ Minnesota	4	11:57	9	39	2:58	Kickoff	FG	K. Forbath 51 yd. Field Goal

## BIG PLAYS

### COLTS COMPLETIONS OVER 20+ YARDS

DATE	OPP	YDS	RECEIVER	PASSER	QTR
10/2	@ Jacksonville (UK)	64	P. Dorsett	A. Luck	4
9/25	SAN DIEGO	63	T. Hilton	A. Luck	4
9/11	DETROIT	51	P. Dorsett	A. Luck	3
11/20	TENNESSEE	50	T. Hilton	A. Luck	4
11/20	TENNESSEE	50	P. Dorsett	A. Luck	2
12/18	@ Minnesota	50	P. Dorsett	A. Luck	4
11/20	TENNESSEE	49	F. Gore	A. Luck	1
11/6	@ Green Bay	39	D. Moncrief	A. Luck	4
10/23	@ Tennessee	37	T. Hilton	A. Luck	2
10/16	@ Houston	36	C. Rogers	A. Luck	1
10/9	CHICAGO	35	T. Hilton	A. Luck	4
10/16	@ Houston	35	E. Swoope	A. Luck	4
11/24	PITTSBURGH	35	E. Swoope	P. McAfee	2
12/11	HOUSTON	35	T. Hilton	A. Luck	4
10/23	@ Tennessee	34	E. Swoope	A. Luck	2
12/5	@ New York Jets	34	T. Hilton	A. Luck	1
9/11	DETROIT	33	P. Dorsett	A. Luck	4
9/25	SAN DIEGO	33	T. Hilton	A. Luck	3
9/11	DETROIT	32	T. Hilton	A. Luck	4
9/11	DETROIT	32	D. Moncrief	A. Luck	2
11/24	PITTSBURGH	32	T. Hilton	S. Tolzien	2
10/9	CHICAGO	31	T. Hilton	A. Luck	2
10/16	@ Houston	31	T. Hilton	A. Luck	2
12/18	@ Minnesota	31	T. Hilton	A. Luck	1
9/18	@ Denver	30	P. Dorsett	A. Luck	3
11/6	@ Green Bay	27	T. Hilton	A. Luck	4
12/18	@ Minnesota	27	E. Swoope	A. Luck	2
9/25	SAN DIEGO	24	T. Hilton	A. Luck	1
10/23	@ Tennessee	24	J. Doyle	A. Luck	4
10/23	@ Tennessee	24	T. Hilton	A. Luck	1
12/5	@ New York Jets	24	T. Hilton	A. Luck	3
10/2	@ Jacksonville (UK)	23	C. Rogers	A. Luck	4
12/5	@ New York Jets	23	T. Hilton	A. Luck	2
12/5	@ New York Jets	23	D. Allen	A. Luck	2
9/18	@ Denver	22	J. Doyle	A. Luck	4
10/9	CHICAGO	22	Q. Bray	A. Luck	1
10/9	CHICAGO	22	T. Hilton	A. Luck	2
10/16	@ Houston	22	J. Doyle	A. Luck	2
10/23	@ Tennessee	22	T. Hilton	A. Luck	2
10/9	CHICAGO	21	P. Dorsett	A. Luck	2
10/9	CHICAGO	21	T. Hilton	A. Luck	2
12/5	@ New York Jets	21	D. Allen	A. Luck	1
12/5	@ New York Jets	21	D. Allen	A. Luck	3
12/11	HOUSTON	21	C. Rogers	A. Luck	3
10/9	CHICAGO	20	T. Hilton	A. Luck	2
10/9	CHICAGO	20	D. Allen	A. Luck	4
10/23	@ Tennessee	20	D. Street	A. Luck	4
10/23	@ Tennessee	20	T. Hilton	A. Luck	3
10/30	KANSAS CITY	20	J. Doyle	A. Luck	3
10/30	KANSAS CITY	20	T. Hilton	A. Luck	4
11/6	@ Green Bay	20	T. Hilton	A. Luck	1
11/6	@ Green Bay	20	J. Doyle	A. Luck	4
11/20	TENNESSEE	20	T. Hilton	A. Luck	1

### OPPONENT COMPLETIONS OVER 20+ YARDS

DATE	OPP	YDS	RECEIVER	PASSER	QTR
10/30	KANSAS CITY	49	T. Hill	N. Foles	1
9/18	@ Denver	44	D. Thomas	T. Siemian	1
9/25	SAN DIEGO	43	T. Benjamin	P. Rivers	4
10/2	@ Jacksonville (UK)	42	A. Hurns	B. Bortles	4
11/6	@ Green Bay	40	D. Adams	A. Rodgers	4
12/5	@ New York Jets	40	M. Forte	R. Fitzpatrick	2
12/5	@ New York Jets	40	R. Anderson	B. Petty	4
10/9	CHICAGO	38	A. Jeffery	B. Hoyer	3
10/16	@ Houston	36	J. Strong	B. Osweiler	OT
11/20	TENNESSEE	35	R. Matthews	M. Mariota	2
11/24	PITTSBURGH	35	L. Green	B. Roethlisberger	4
10/30	KANSAS CITY	34	T. Hill	N. Foles	3
11/20	TENNESSEE	34	T. Sharpe	M. Mariota	3
9/25	SAN DIEGO	33	H. Henry	P. Rivers	2
10/30	KANSAS CITY	33	C. Conley	N. Foles	3
11/24	PITTSBURGH	33	A. Brown	B. Roethlisberger	2
9/11	DETROIT	32	M. Jones	M. Stafford	2
11/24	PITTSBURGH	32	L. Green	B. Roethlisberger	2
9/11	DETROIT	30	A. Boldin	M. Stafford	1
10/9	CHICAGO	30	C. Meredith	B. Hoyer	2
11/24	PITTSBURGH	30	E. Rogers	B. Roethlisberger	1
10/30	KANSAS CITY	28	J. Maclin	N. Foles	4
12/18	@ Minnesota	28	K. Rudolph	S. Bradford	2
9/11	DETROIT	27	M. Jones	M. Stafford	2
10/16	@ Houston	26	C. Fiedorowicz	B. Osweiler	4
10/23	@ Tennessee	26	D. Walker	M. Mariota	4
11/6	@ Green Bay	26	J. Nelson	A. Rodgers	1
9/25	SAN DIEGO	25	M. Gordon	P. Rivers	4
11/6	@ Green Bay	25	J. Janis	A. Rodgers	3
11/24	PITTSBURGH	25	A. Brown	B. Roethlisberger	1
12/18	@ Minnesota	24	K. Rudolph	S. Bradford	4
10/9	CHICAGO	23	Z. Miller	B. Hoyer	4
10/30	KANSAS CITY	23	S. Ware	A. Smith	2
12/18	@ Minnesota	23	K. Rudolph	S. Bradford	4
9/11	DETROIT	22	M. Jones	M. Stafford	4
9/25	SAN DIEGO	22	Ty. Williams	P. Rivers	3
10/16	@ Houston	22	C. Fiedorowicz	B. Osweiler	2
11/6	@ Green Bay	22	R. Rodgers	A. Rodgers	1
11/24	PITTSBURGH	22	A. Brown	B. Roethlisberger	4
12/11	HOUSTON	22	D. Hopkins	B. Osweiler	2
10/9	CHICAGO	21	J. Howard	B. Hoyer	4
10/23	@ Tennessee	21	T. Sharpe	M. Mariota	4
10/30	KANSAS CITY	21	T. Kelce	A.. Smith	2
11/20	TENNESSEE	21	R. Matthews	M. Mariota	1
11/20	TENNESSEE	21	K. Wright	M. Mariota	3
9/18	@ Denver	20	J. Taylor	T. Siemian	2
10/23	@ Tennessee	20	R. Matthews	M. Mariota	4
12/11	HOUSTON	20	C. Fiedorowicz	B. Osweiler	3
12/18	@ Minnesota	20	M. Asiata	S. Bradford	3

### COLTS RUSHES OVER 15+ YARDS

DATE	OPP	YDS	RUSHER	QTR
12/11	HOUSTON	33	A. Luck	1
10/16	@ Houston	24	A. Luck	2
10/16	@ Houston	22	F. Gore	2
9/18	@ Denver	21	A. Luck	3
9/25	SAN DIEGO	19	F. Gore	2
11/24	PITTSBURGH	19	J. Todman	4
12/5	@ New York Jets	19	F. Gore	2
11/24	PITTSBURGH	18	R. Turbin	3
10/2	@ Jacksonville (UK)	17	F. Gore	2
10/30	KANSAS CITY	17	A. Luck	4
10/9	CHICAGO	16	F. Gore	1

### OPPONENT RUSHES OVER 15+ YARDS

DATE	OPP	YDS	RUSHER	QTR
10/9	CHICAGO	57	J. Howard	2
11/6	@ Green Bay	24	T. Montgomery	1
10/16	@ Houston	23	L. Miller	3
9/11	DETROIT	21	T. Riddick	1
11/6	@ Green Bay	21	A. Rodgers	4
12/11	HOUSTON	20	L. Miller	4
12/11	HOUSTON	20	L. Miller	4
10/16	@ Houston	19	L. Miller	2
12/11	HOUSTON	19	A. Hunt	2
11/6	@ Green Bay	17	T. Montgomery	2
10/16	@ Houston	16	L. Miller	4
11/24	PITTSBURGH	16	F. Toussaint	4
10/2	@ Jacksonville (UK)	15	T. Yeldon	1

\*Home Games in all CAPS

## WEEKLY TEAM RANKINGS

	NFL						AFC					
	OFFENSE			DEFENSE			OFFENSE			DEFENSE		
	OVERALL	RUSH	PASS	OVERALL	RUSH	PASS	OVERALL	RUSH	PASS	OVERALL	RUSH	PASS
Week 1	3/450.0	22/82.0	2/368.0	29/448.0	22/116.0	30/332.0	2/450.0	11/82.0	1/368.0	15/448.0	12/116.0	15/332.0
Week 2	18/351.5	22/82.5	14/269.0	30/424.0	29/125.0	25/299.0	10/351.5	11/82.5	8/269.0	15/424.0	13/125.0	11/299.0
Week 3	12/371.0	23/86.0	9/285.0	24/401.3	13/95.7	27/305.7	4/371.0	12/86.0	3/285.0	11/401.3	6/95.7	13/305.7
Week 4	17/349.3	24/88.0	13/261.3	24/382.8	18/105.8	24/277.0	7/349.3	13/88.0	5/261.3	13/382.8	8/105.8	12/277.0
Week 5	14/358.6	22/90.0	9/268.6	30/410.6	18/109.6	28/301.0	6/358.6	13/90.0	5/268.6	15/410.6	9/109.6	13/301.0
Week 6	13/364.2	17/101.8	13/262.3	30/411.2	25/117.7	29/293.5	6/364.2	9/101.8	6/262.3	15/411.2	12/117.7	14/293.5
Week 7	9/372.4	22/98.9	7/273.6	28/399.7	25/188.6	25/281.1	3/372.4	12/98.9	3/273.6	14/399.7	11/188.6	12/281.1
Week 8	13/360.5	22/99.6	12/260.9	29/402.5	21/114.8	31/287.8	7/360.5	13/99.6	6/260.9	14/402.5	8/114.8	15/287.8
Week 9	13/359.9	22/98.0	10/261.9	29/402.8	22/114.9	30/287.9	7/359.9	12/98.0	6/261.9	15/402.8	9/114.9	16/287.9
Week 10	13/359.9	23/98/0	12/261.9	30/402.8	22/114.9	31/287.9	7/359.9	12/98.0	6/261.9	15/402.8	9/114.8	16/287.9
Week 11	14/356.6	24/95.8	12/260.8	29/397.6	23/113.1	32/284.5	7/356.6	13/95.8	5/260.8	14/397.6	9/113.1	16/284.5
Week 12	15/352.4	25/95.4	11/257.0	30/395.0	24/116.3	30/278.7	7/352.4	14/95.4	6/257.0	15/395.0	9/116.3	16/278.7
Week 13	14/358.1	25/99.0	11/259.1	28/382.9	20/109.6	28/273.3	7/358.1	13/99.0	6/259.1	13/382.9	8/109.6	16/273.3
Week 14	14/357.3	24/97.8	9/259.5	29/377.8	24/115.4	26/262.4	7/357.3	12/97.8	6/259.5	14/377.8	9/115.4	14/262.4
Week 15	11/361.1	19/102.3	7/258.9	28/370.9	20/109.6	27/261.4	5/361.1	10/102.3	4/258.9	13/370.9	8/109.6	15/261.4
Week 16												
Week 17												

## TURNOVERS

OPPONENT	TAKEAWAYS			GIVEAWAYS			DIFFERENCE	RESULT
	FUMBLES	INT	TOTAL	FUMBLES	INT	TOTAL		
DETROIT	0	0	0	0	0	0	E	L, 39-35
@ Denver	0	1	1	1	1	2	-1	L, 34-20
SAN DIEGO	3	0	3	1	1	2	+1	W, 26-22
@ Jacksonville (UK)	0	0	0	0	1	1	-1	L, 30-27
CHICAGO	1	0	1	0	0	0	+1	W, 29-23
@ Houston	0	1	1	0	1	1	E	L, 26-23
@ Tennessee	1	0	1	0	0	0	+1	W, 34-26
KANSAS CITY	0	0	0	1	1	2	-2	L, 30-14
@ Green Bay	0	1	1	0	2	2	-1	W, 31-26
TENNESSEE	0	0	0	0	1	1	-1	W, 24-17
PITTSBURGH	0	0	0	0	2	2	-2	L, 28-7
@ New York Jets	0	3	3	1	0	1	+2	W, 41-10
HOUSTON	0	1	1	1	2	3	-2	L, 22-17
@ Minnesota	2	1	3	0	0	0	+3	W, 34-6
@ Oakland								
JACKSONVILLE								

## TURNOVER EXCHANGE

### POINT DIFFERENTIAL

	TAKEAWAY	INT	FR	SCR	TD	FG	PTS	TD%	FG%	%PTS
COLTS	15	8	7	8	4	4	37	27.0%	27.0%	53.0%
OPPONENTS	17	12	5	8	4	4	40	23.5%	23.5%	47.0%

## TEAM HIGHS AND LOWS

### MOST POINTS

Colts	41	@ New York Jets (12/5)
Opponents	39	DETROIT (9/11)

### MOST POINTS IN A HALF

Colts	27	@ Minnesota (12/18)
Opponents	21	Two times, last: @ Denver (9/18)

### MOST FIRST DOWNS

Colts	27	Two times, last: @ Minnesota (12/18)
Opponents	28	DETROIT (9/11)

### MOST RUSHING YARDS

Colts	161	Two times, last: @ Minnesota (12/18)
Opponents	185	HOUSTON (12/11)

### MOST RUSHING ATTEMPTS

Colts	40	Two times, last: @ Minnesota (12/18)
Opponents	41	HOUSTON (12/11)

### MOST NET PASSING YARDS

Colts	368	DETROIT (9/11)
Opponents	397	CHICAGO (10/9)

### MOST PASS ATTEMPTS

Colts	47	DETROIT (9/11)
Opponents	43	Two times, last: @ Green Bay (11/6)

### MOST PASS COMPLETIONS

Colts	31	DETROIT (9/11)
Opponents	33	CHICAGO (10/9)

### MOST SACKS

Colts	5.0	Two times, last: @ Minnesota (12/18)
Opponents	6.0	Two times, last: KANSAS CITY (10/30)

### MOST TOTAL NET YARDS

Colts	450	DETROIT (9/11)
Opponents	522	CHICAGO (10/9)

### MOST TIME OF POSSESSION

Colts	38:24	@ New York Jets (12/5)
Opponents	36:05	HOUSTON (12/11)

### MOST INTERCEPTIONS MADE

Colts	3	@ New York Jets (12/5)
Opponents	2	Three times, last: HOUSTON (12/11)

### MOST PENALTIES

Colts	12	@ Tennessee (10/23)
Opponents	11	Two times, last: TENNESSEE (11/20)

### MOST YARDS PENALIZED

Colts	131	@ Tennessee (10/23)
Opponents	145	@ Jacksonville (UK) (10/2)

\*Home games in all CAPS

### FEWEST POINTS

Colts	7	PITTSBURGH (11/24)
Opponents	6	@ Minnesota (12/18)

### FEWEST POINTS IN A HALF

Colts	0	PITTSBURGH (11/24)
Opponents	0	@ Minnesota (12/18)

### FEWEST FIRST DOWNS

Colts	18	Three times, last: PITTSBURGH (11/24)
Opponents	13	@ New York Jets (12/5)

### FEWEST RUSHING YARDS

Colts	76	TENNESSEE (11/20)
Opponents	34	@ Minnesota (12/18)

### FEWEST RUSHING ATTEMPTS

Colts	15	HOUSTON (12/11)
Opponents	9	@ Minnesota (12/18)

### FEWEST NET PASSING YARDS

Colts	170	@ Denver (9/18)
Opponents	131	HOUSTON (12/11)

### FEWEST PASS ATTEMPTS

Colts	28	Two times, last: @ Minnesota (12/18)
Opponents	21	PITTSBURGH (11/24)

### FEWEST PASS COMPLETIONS

Colts	15	TENNESSEE (11/20)
Opponents	14	Two times, last: HOUSTON (12/11)

### FEWEST SACKS

Colts	0.0	Two times, last: PITTSBURGH (11/24)
Opponents	0.0	@ Minnesota (12/18)

### FEWEST TOTAL NET YARDS

Colts	253	@ Denver (9/18)
Opponents	250	@ New York Jets (12/5)

### FEWEST TIME OF POSSESSION

Colts	23:55	HOUSTON (12/11)
Opponents	21:36	@ New York Jets (12/5)

### FEWEST INTERCEPTIONS MADE

Colts	0	Eight times, last: PITTSBURGH (11/24)
Opponents	0	Four times, last : @ Minnesota (12/18)

### FEWEST PENALTIES

Colts	2	PITTSBURGH (11/24)
Opponents	4	@ Green Bay (11/6)

### FEWEST YARDS PENALIZED

Colts	10	PITTSBURGH (11/24)
Opponents	25	@ Green Bay (11/6)

## INDIVIDUAL HIGHS

### MOST YARDS RUSHING

Colts	106	F. Gore	@ Houston (10/16)
Opponents	149	L. Miller	@ Houston (10/16)

### MOST RUSHING TOUCHDOWNS

Colts	2	Two tied	Last: R. Turbin @ Minnesota (12/18)
Opponents	1	Seven tied	Last: D. Murray @ Tennessee (10/23)

### MOST YARDS PASSING

Colts	385	A. Luck	DETROIT (9/11)
Opponents	397	B. Hoyer	CHICAGO (10/9)

### MOST PASSING ATTEMPTS

Colts	47	A. Luck	DETROIT (9/11)
Opponents	43	Two tied	Last: A. Rodgers @ Green Bay (11/6)

### MOST COMPLETIONS

Colts	31	A. Luck	DETROIT (9/11)
Opponents	33	B. Hoyer	CHICAGO (10/9)

### HIGHEST COMPLETION PCT. (MIN 15 ATT)

Colts	78.5%	A. Luck	@ New York Jets (12/5)
Opponents	79.5%	M. Stafford	DETROIT (9/11)

### MOST TOUCHDOWN PASSES

Colts	4	A. Luck	Two times, last: @ New York Jets (12/5)
Opponents	3	Three tied	Last: B. Roethlisberger PITTSBURGH (11/24)

### MOST RECEPTIONS

Colts	10	T. Hilton	CHICAGO (10/9)
Opponents	9	Four tied	Last: J. McKinnon @ Minnesota (12/18)

### MOST RECEIVING YARDS

Colts	174	T. Hilton	SAN DIEGO (9/25)
Opponents	130	C. Meredith	CHICAGO (10/9)

### MOST TOUCHDOWN RECEPTIONS

Colts	3	D. Allen	@ New York Jets (12/5)
Opponents	3	A. Brown	PITTSBURGH (11/24)

### MOST POINTS

Colts	18	D. Allen	@ New York Jets (12/5)
Opponents	18	A. Brown	PITTSBURGH (11/24)

### MOST SACKS

Colts	2.0	E. Walden	Two times, last @ Minnesota (12/18)
Opponents	3.5	D. Ford	KANSAS CITY (10/30)

### MOST INTERCEPTIONS

Colts	1	Six tied	Last: M. Adams @ Minnesota (12/18)
Opponents	2	H. Clinton-Dix	@ Green Bay (11/6)

\*Home games in all CAPS

### RUSHING YARDS

106	F. Gore	@ Houston (10/16)
101	F. Gore	@ Minnesota (12/18)
82	F. Gore	SAN DIEGO (9/25)

### RUSHING ATTEMPTS

26	F. Gore	@ Minnesota (12/18)
22	F. Gore	@ Houston (10/16)
21	F. Gore	SAN DIEGO (9/25)

### LONGEST RUSH

33	A. Luck	HOUSTON (12/11)
24	A. Luck	@ Houston (10/16)
22	F. Gore	@ Houston (10/16)

### RECEPTIONS

10	T. Hilton	CHICAGO (10/9)
9	J. Doyle	@ Tennessee (10/23)
9	T. Hilton	Two times, last: HOUSTON (12/11)

### RECEIVING YARDS

174	T. Hilton	SAN DIEGO (9/25)
171	T. Hilton	CHICAGO (10/9)
146	T. Hilton	@ New York Jets (12/5)

### LONGEST RECEPTION

64	P. Dorsett	@ Jacksonville (UK) (10/2)
63	T. Hilton	SAN DIEGO (9/25)
51	P. Dorsett	DETROIT (9/11)

### PASSING ATTEMPTS

47	A. Luck	DETROIT (9/11)
45	A. Luck	HOUSTON (12/11)
42	A. Luck	@ Jacksonville (UK) (10/2)

### PASS COMPLETIONS

31	A. Luck	DETROIT (9/11)
28	A. Luck	CHICAGO (10/9)
27	A. Luck	Two times, last: @ Tennessee (10/23)

### LONGEST KICKOFF RETURN

99	J. Todman	@ Green Bay (11/6)
61	J. Todman	@ Green Bay (11/6)
43	J. Todman	PITTSBURGH (11/24)

### LONGEST FIELD GOAL

54	A. Vinatieri	CHICAGO (10/9)
53	A. Vinatieri	@ New York Jets (12/5)
53	A. Vinatieri	@ Jacksonville (UK) (10/2)



**INDIVIDUAL GAME-BY-GAME STATS**

Passing		A.Luck											
Date	Opponent	Att	Cmp	Yds	Cmp%	Yds/Att	TD	TD%	INT	INT%	LG	Sack/Lost	Rating
9/11	Detroit	47	31	385	66.0	8.19	4	8.5	0	0.0	51	2/17	119.5
9/18	@ Denver	40	21	197	52.5	4.93	1	2.5	1	2.5	30	5/27	64.3
9/25	San Diego	37	24	331	64.9	8.95	1	2.7	1	2.7	63t	2/14	91.2
10/2	@ Jacksonville	42	27	234	64.3	5.57	2	4.8	1	2.4	64t	6/44	84.8
10/9	Chicago	39	28	322	71.8	8.26	2	5.1	0	0.0	35t	5/24	113.4
10/16	@ Houston	32	21	252	65.6	7.88	1	3.1	1	3.1	36	3/21	87.0
10/23	@ Tennessee	39	27	353	69.2	9.05	3	7.7	0	0.0	37t	2/12	123.1
10/30	Kansas City	35	19	210	54.3	6.00	2	5.7	1	2.9	20	6/38	79.5
11/6	@ Green Bay	36	23	281	63.9	7.81	1	2.8	2	5.6	39	2/11	74.0
11/20	Tennessee	28	15	262	53.6	9.36	2	7.1	1	3.6	50	2/11	94.6
11/24	Pittsburgh	Inactive											
12/5	@ New York Jets	28	22	278	78.6	9.93	4	14.3	0	0.0	34	1/7	147.6
12/11	Houston	45	24	276	53.3	6.13	2	4.4	2	4.4	35t	1/11	68.4
12/18	@ Minnesota	28	21	250	75.0	8.93	2	7.1	0	0.0	50t	0/0	125.6
<b>TOTALS</b>		<b>476</b>	<b>303</b>	<b>3631</b>	<b>63.7</b>	<b>7.63</b>	<b>27</b>	<b>5.7</b>	<b>10</b>	<b>2.1</b>	<b>64t</b>	<b>37/237</b>	<b>97.1</b>

Passing		S.Tolzien											
Date	Opponent	Att	Cmp	Yds	Cmp%	Yds/Att	TD	TD%	INT	INT%	LG	Sack/Lost	Rating
9/11	Detroit	Active, Did Not Play											
9/18	@ Denver	Active, Did Not Play											
9/25	San Diego	Active, Did Not Play											
10/2	@ Jacksonville	Active, Did Not Play											
10/9	Chicago	Active, Did Not Play											
10/16	@ Houston	Active, Did Not Play											
10/23	@ Tennessee	Active, Did Not Play											
10/30	Kansas City	Active, Did Not Play											
11/6	@ Green Bay	Active, Did Not Play											
11/20	Tennessee	Active, Did Not Play											
11/24	Pittsburgh	36	22	205	61.1	5.69	1	2.8	2	5.6	32	3/21	62.8
12/5	@ New York Jets	1	1	11	100.0	11.00	0	0.0	0	0.0	11	0/0	112.5
12/11	Houston	Active, Did Not Play											
12/18	@ Minnesota	0	0	0	0	0	0	0	0	0	--	0	0
<b>TOTALS</b>		<b>37</b>	<b>23</b>	<b>216</b>	<b>62.2</b>	<b>5.84</b>	<b>1</b>	<b>2.7</b>	<b>2</b>	<b>5.4</b>	<b>32</b>	<b>3/21</b>	<b>64.7</b>

Passing		P.McAfee											
Date	Opponent	Att	Cmp	Yds	Cmp%	Yds/Att	TD	TD%	INT	INT%	LG	Sack/Lost	Rating
9/11	Detroit	0	0	0	0	0	0	0	0	0	--	0	0
9/18	@ Denver	0	0	0	0	0	0	0	0	0	--	0	0
9/25	San Diego	0	0	0	0	0	0	0	0	0	--	0	0
10/2	@ Jacksonville	0	0	0	0	0	0	0	0	0	--	0	0
10/9	Chicago	0	0	0	0	0	0	0	0	0	--	0	0
10/16	@ Houston	0	0	0	0	0	0	0	0	0	--	0	0
10/23	@ Tennessee	0	0	0	0	0	0	0	0	0	--	0	0
10/30	Kansas City	0	0	0	0	0	0	0	0	0	--	0	0
11/6	@ Green Bay	0	0	0	0	0	0	0	0	0	--	0	0
11/20	Tennessee	0	0	0	0	0	0	0	0	0	--	0	0
11/24	Pittsburgh	1	1	35	100.0	35.00	0	0.0	0	0.0	35	0/0	118.8
12/5	@ New York Jets	0	0	0	0	0	0	0	0	0	--	0	0
12/11	Houston	0	0	0	0	0	0	0	0	0	--	0	0
12/18	@ Minnesota	0	0	0	0	0	0	0	0	0	--	0	0
<b>TOTALS</b>		<b>1</b>	<b>1</b>	<b>35</b>	<b>100.0</b>	<b>35.00</b>	<b>0</b>	<b>0.0</b>	<b>0</b>	<b>0.0</b>	<b>35</b>	<b>0/0</b>	<b>118.8</b>

## INDIVIDUAL GAME-BY-GAME STATS

Rushing		F.Gore					A.Luck					R.Turbin				
Date	Opponent	No	Yds	Avg	LG	TD	No	Yds	Avg	LG	TD	No	Yds	Avg	LG	TD
9/11	Detroit	14	59	4.2	9	0	3	21	7.0	11	0	1	4	4.0	4	0
9/18	@ Denver	13	44	3.4	8	0	3	22	7.3	21	0	3	10	3.3	5t	1
9/25	San Diego	21	82	3.9	19	1	0	0	0	--	0	4	9	2.3	5	1
10/2	@ Jacksonville	16	68	4.3	17	1	4	23	5.8	7	0	1	2	2.0	2	0
10/9	Chicago	14	75	5.4	16	0	5	13	2.6	12	0	Inactive				
10/16	@ Houston	22	106	4.8	22	0	7	53	7.6	24	1	3	2	0.7	2	0
10/23	@ Tennessee	17	61	3.6	10	0	5	17	3.4	9	0	2	3	1.5	3	0
10/30	Kansas City	9	37	4.1	11	0	9	60	6.7	17	0	2	9	4.5	7	0
11/6	@ Green Bay	19	60	3.2	11	2	7	15	2.1	7	0	2	10	5.0	7	0
11/20	Tennessee	18	50	2.8	8	0	8	22	2.8	13	0	2	4	2.0	3	1
11/24	Pittsburgh	15	28	1.9	7	0	Inactive					2	20	10.0	18	0
12/5	@ New York Jets	20	79	4.0	19	0	3	26	8.7	12	0	6	16	2.7	7	1
12/11	Houston	10	41	4.1	13	0	2	32	16.0	33	0	3	10	3.3	5	0
12/18	@ Minnesota	26	101	3.9	9	0	1	8	8.0	8	0	7	32	4.6	12	2
<b>TOTALS</b>		<b>234</b>	<b>891</b>	<b>3.8</b>	<b>22</b>	<b>4</b>	<b>57</b>	<b>312</b>	<b>5.5</b>	<b>33</b>	<b>1</b>	<b>38</b>	<b>131</b>	<b>3.4</b>	<b>18</b>	<b>6</b>

Rushing		J.Todman					J.Ferguson					P.Dorsett				
Date	Opponent	No	Yds	Avg	LG	TD	No	Yds	Avg	LG	TD	No	Yds	Avg	LG	TD
9/11	Detroit	0	0	0	--	0	1	-2	-2.0	-2	0	0	0	0	--	0
9/18	@ Denver	0	0	0	--	0	2	7	3.5	6	0	0	0	0	--	0
9/25	San Diego	0	0	0	--	0	1	2	2.0	2	0	0	0	0	--	0
10/2	@ Jacksonville	0	0	0	--	0	3	-2	-0.7	1	0	1	3	3.0	3	0
10/9	Chicago	0	0	0	--	0	1	3	3.0	3	0	0	0	0	--	0
10/16	@ Houston	0	0	0	--	0	0	0	0	--	0	0	0	0	--	0
10/23	@ Tennessee	0	0	0	--	0	0	0	0	--	0	Inactive				
10/30	Kansas City	0	0	0	--	0	0	0	0	--	0	0	0	0	--	0
11/6	@ Green Bay	0	0	0	--	0	0	0	0	--	0	0	0	0	--	0
11/20	Tennessee	0	0	0	--	0	0	0	0	--	0	0	0	0	--	0
11/24	Pittsburgh	3	37	12.3	19	0	0	0	0	--	0	0	0	0	--	0
12/5	@ New York Jets	2	3	1.5	2	0	5	11	2.2	11	0	1	7	7.0	7	0
12/11	Houston	0	0	0	--	0	0	0	0	--	0	0	0	0	--	0
12/18	@ Minnesota	4	19	4.8	12	0	2	1	0.5	1	0	0	0	0	--	0
<b>TOTALS</b>		<b>9</b>	<b>59</b>	<b>6.6</b>	<b>19</b>	<b>0</b>	<b>15</b>	<b>20</b>	<b>1.3</b>	<b>11</b>	<b>0</b>	<b>2</b>	<b>10</b>	<b>5.0</b>	<b>7</b>	<b>0</b>

Rushing		Q.Bray					S.Tolzien					D.Moncrief				
Date	Opponent	No	Yds	Avg	LG	TD	No	Yds	Avg	LG	TD	No	Yds	Avg	LG	TD
9/11	Detroit	0	0	0	--	0	Active, Did Not Play					0	0	0	--	0
9/18	@ Denver	0	0	0	--	0	Active, Did Not Play					0	0	0	--	0
9/25	San Diego	0	0	0	--	0	Active, Did Not Play					Inactive				
10/2	@ Jacksonville	0	0	0	--	0	Active, Did Not Play					Inactive				
10/9	Chicago	1	7	7.0	7	0	Active, Did Not Play					Inactive				
10/16	@ Houston	0	0	0	--	0	Active, Did Not Play					Inactive				
10/23	@ Tennessee	Not on Team					Active, Did Not Play					Inactive				
10/30	Kansas City	Not on Team					Active, Did Not Play					1	-1	-1.0	-1	0
11/6	@ Green Bay	Not on Team					Active, Did Not Play					0	0	0	--	0
11/20	Tennessee	Not on Team					Active, Did Not Play					0	0	0	--	0
11/24	Pittsburgh	Not on Team					3	6	2.0	5	0	0	0	0	--	0
12/5	@ New York Jets	Not on Team					3	-3	-1.0	0	0	0	0	0	--	0
12/11	Houston	Not on Team					Active, Did Not Play					0	0	0	--	0
12/18	@ Minnesota	Not on Team					0	0	0	--	0	Inactive				
<b>TOTALS</b>		<b>1</b>	<b>7</b>	<b>7.0</b>	<b>7</b>	<b>0</b>	<b>6</b>	<b>3</b>	<b>0.5</b>	<b>5</b>	<b>0</b>	<b>1</b>	<b>-1</b>	<b>-1.0</b>	<b>0</b>	<b>0</b>

## INDIVIDUAL GAME-BY-GAME STATS

Receiving		T.Hilton							J.Doyle							F.Gore						
Date	Opponent	Tar	Rec	Yds.	Avg.	LG	TD		Tar	Rec	Yds.	Avg.	LG	TD		Tar	Rec	Yds.	Avg.	LG	TD	
9/11	Detroit	12	6	79	13.2	32	0		4	3	35	11.7	16t	2		6	4	19	4.8	8	0	
9/18	@ Denver	11	4	41	10.3	16	0		5	4	37	9.3	22	0		3	3	19	6.3	7t	1	
9/25	San Diego	11	8	174	21.8	63t	1		6	6	65	10.8	16	0		3	1	1	1.0	1	0	
10/2	@ Jacksonville	10	7	42	6.0	14	1		1	1	6	6.0	6	0		6	5	27	5.4	14	0	
10/9	Chicago	11	10	171	17.1	35t	1		3	2	8	4.0	4	0		2	1	4	4.0	4	0	
10/16	@ Houston	9	3	49	16.3	31	0		4	4	53	13.3	22t	1		1	1	2	2.0	2	0	
10/23	@ Tennessee	12	7	133	19.0	37t	1		10	9	78	8.7	24	1		5	5	22	4.4	11	1	
10/30	Kansas City	6	1	20	20.0	20	0		3	2	36	18.0	20	0		3	2	25	12.5	18t	1	
11/6	@ Green Bay	8	6	82	13.7	27	0		9	5	61	12.2	20	0		2	2	11	5.5	11	0	
11/20	Tennessee	9	5	97	19.4	50	1		2	1	7	7.0	7	0		4	4	71	17.8	49	0	
11/24	Pittsburgh	5	3	54	18.0	32	0		2	2	25	12.5	18	0		1	1	3	3.0	3	0	
12/5	@ New York Jets	10	9	146	16.2	34	0		4	4	30	7.5	14	0		1	0	0	0.0	0	0	
12/11	Houston	13	9	115	12.8	35t	1		6	5	55	11.0	15	0		2	2	33	16.5	18t	1	
12/18	@ Minnesota	7	3	45	15.0	31	0		4	4	32	8.0	13	0		4	4	14	3.5	9	0	
<b>TOTALS</b>		<b>134</b>	<b>81</b>	<b>1248</b>	<b>15.4</b>	<b>63t</b>	<b>6</b>		<b>63</b>	<b>52</b>	<b>528</b>	<b>10.2</b>	<b>24</b>	<b>4</b>		<b>43</b>	<b>35</b>	<b>251</b>	<b>7.2</b>	<b>49</b>	<b>4</b>	

Receiving		D.Allen							D.Moncrief							P.Dorsett						
Date	Opponent	Tar	Rec	Yds.	Avg.	LG	TD		Tar	Rec	Yds.	Avg.	LG	TD		Tar	Rec	Yds.	Avg.	LG	TD	
9/11	Detroit	6	4	53	13.3	19t	1		7	6	64	10.7	32	1		6	4	94	23.5	51	0	
9/18	@ Denver	4	2	25	12.5	13	0		3	1	9	9.0	9	0		5	1	30	30.0	30	0	
9/25	San Diego	5	3	35	11.7	14	0		Inactive							4	3	27	9.0	18	0	
10/2	@ Jacksonville	4	2	20	10.0	13	0		Inactive							3	1	64	64.0	64t	1	
10/9	Chicago	6	6	50	8.3	20	1		Inactive							3	2	26	13.0	21	0	
10/16	@ Houston	2	1	9	9.0	9	0		Inactive							5	2	12	6.0	6	0	
10/23	@ Tennessee	Inactive							Inactive							Inactive						
10/30	Kansas City	Inactive							9	4	41	10.3	15	1		5	5	33	6.6	13	0	
11/6	@ Green Bay	2	1	15	15.0	15	0		6	3	55	18.3	39	1		4	2	28	14.0	15	0	
11/20	Tennessee	2	0	0	0.0	0	0		7	4	37	9.3	17	1		3	1	50	50.0	50	0	
11/24	Pittsburgh	6	5	49	9.8	13	0		11	6	45	7.5	12	1		6	3	31	10.3	16	0	
12/5	@ New York Jets	4	4	72	18.0	23t	3		6	4	26	6.5	10	1		1	0	0	0.0	0	0	
12/11	Houston	2	0	0	0.0	0	0		4	0	0	0.0	0	0		8	3	19	6.3	8	0	
12/18	@ Minnesota	2	1	13	13.0	13	0		Inactive							1	1	50	50.0	50t	1	
<b>TOTALS</b>		<b>45</b>	<b>29</b>	<b>341</b>	<b>11.8</b>	<b>23t</b>	<b>5</b>		<b>53</b>	<b>28</b>	<b>277</b>	<b>9.9</b>	<b>39</b>	<b>6</b>		<b>54</b>	<b>28</b>	<b>464</b>	<b>16.6</b>	<b>64t</b>	<b>2</b>	

Receiving		R.Turbin							J.Ferguson							C.Rogers						
Date	Opponent	Tar	Rec	Yds.	Avg.	LG	TD		Tar	Rec	Yds.	Avg.	LG	TD		Tar	Rec	Yds.	Avg.	LG	TD	
9/11	Detroit	2	2	15	7.5	12	0		2	2	26	13.0	14	0		Inactive						
9/18	@ Denver	1	0	0	0.0	0	0		5	5	29	5.8	11	0		1	0	0	0.0	0	0	
9/25	San Diego		0	0	0	0	0		4	3	29	9.7	14	0		2	0	0	0.0	0	0	
10/2	@ Jacksonville	3	2	3	1.5	2	0		10	7	33	4.7	9	0		3	2	39	19.5	23	0	
10/9	Chicago	Inactive							3	2	10	5.0	9	0		6	3	24	8.0	19	0	
10/16	@ Houston	4	4	22	5.5	12	0			0	0	0	0	0		4	4	63	15.8	36	0	
10/23	@ Tennessee	1	1	19	19.0	19	0			0	0	0	0	0		3	2	30	15.0	21	0	
10/30	Kansas City	3	3	25	8.3	11	0			0	0	0	0	0		Inactive						
11/6	@ Green Bay	3	2	13	6.5	9	0		1	1	9	9.0	9	0			0	0	0	0	0	
11/20	Tennessee		0	0	0	0	0			0	0	0	0	0			0	0	0	0	0	
11/24	Pittsburgh	3	2	-2	-1.0	3	0			0	0	0	0	0		1	0	0	0.0	0	0	
12/5	@ New York Jets		0	0	0	0	0			0	0	0	0	0			0	0	0	0	0	
12/11	Houston	7	4	33	8.3	11	0			0	0	0	0	0		2	1	21	21.0	21	0	
12/18	@ Minnesota	2	2	22	11.0	17	0			0	0	0	0	0		5	3	24	8.0	9	0	
<b>TOTALS</b>		<b>29</b>	<b>22</b>	<b>150</b>	<b>6.8</b>	<b>19</b>	<b>0</b>		<b>25</b>	<b>20</b>	<b>136</b>	<b>6.8</b>	<b>14</b>	<b>0</b>		<b>27</b>	<b>15</b>	<b>201</b>	<b>13.4</b>	<b>36</b>	<b>0</b>	

## INDIVIDUAL GAME-BY-GAME STATS

Receiving		E.Swoope							Q.Bray							D.Street						
Date	Opponent	Tar	Rec	Yds.	Avg.	LG	TD		Tar	Rec	Yds.	Avg.	LG	TD		Tar	Rec	Yds.	Avg.	LG	TD	
9/11	Detroit		0	0	0	0	0			0	0	0	0	0		Not on Team						
9/18	@ Denver		0	0	0	0	0		1	1	7	7.0	7	0		Not on Team						
9/25	San Diego		0	0	0	0	0			0	0	0	0	0		Inactive						
10/2	@ Jacksonville		0	0	0	0	0			0	0	0	0	0		Inactive						
10/9	Chicago		0	0	0	0	0		3	2	29	14.5	22	0		Inactive						
10/16	@ Houston	3	2	42	21.0	35	0			0	0	0	0	0		Inactive						
10/23	@ Tennessee	5	2	51	25.5	34	0		Not on Team							3	1	20	20.0	20	0	
10/30	Kansas City	3	2	30	15.0	16	0		Not on Team							3	0	0	0.0	0	0	
11/6	@ Green Bay	1	1	7	7.0	7	0		Not on Team							0	0	0	0	0	0	
11/20	Tennessee		0	0	0	0	0		Not on Team							Inactive						
11/24	Pittsburgh	2	1	35	35.0	35	0		Not on Team							Not on Team						
12/5	@ New York Jets	3	2	15	7.5	11	0		Not on Team							Not on Team						
12/11	Houston		0	0	0	0	0		Not on Team							Not on Team						
12/18	@ Minnesota	3	3	50	16.7	27t	1		Not on Team							0	0	0	0	0	0	
<b>TOTALS</b>		<b>20</b>	<b>13</b>	<b>230</b>	<b>17.7</b>	<b>35</b>	<b>1</b>		<b>4</b>	<b>3</b>	<b>36</b>	<b>12.0</b>	<b>22</b>	<b>0</b>		<b>6</b>	<b>1</b>	<b>20</b>	<b>20.0</b>	<b>20</b>	<b>0</b>	

Receiving		J.Todman						
Date	Opponent	Tar	Rec	Yds.	Avg.	LG	TD	
9/11	Detroit		0	0	0	0	0	
9/18	@ Denver		0	0	0	0	0	
9/25	San Diego		0	0	0	0	0	
10/2	@ Jacksonville		0	0	0	0	0	
10/9	Chicago		0	0	0	0	0	
10/16	@ Houston		0	0	0	0	0	
10/23	@ Tennessee		0	0	0	0	0	
10/30	Kansas City		0	0	0	0	0	
11/6	@ Green Bay		0	0	0	0	0	
11/20	Tennessee	1	0	0	0.0	0	0	
11/24	Pittsburgh		0	0	0	0	0	
12/5	@ New York Jets		0	0	0	0	0	
12/11	Houston		0	0	0	0	0	
12/18	@ Minnesota		0	0	0	0	0	
<b>TOTALS</b>		<b>1</b>	<b>0</b>	<b>0</b>	<b>0.0</b>	<b>0</b>	<b>0</b>	

Punt Returns		C.Rogers							Q.Bray						
Date	Opponent	No.	Yds.	Avg.	LG	FC	TD		No.	Yds.	Avg.	LG	FC	TD	
9/11	Detroit	Inactive							2	13	6.5	9	1	0	
9/18	@ Denver	0	0	0	0	0	0		0	0	0.0	0	1	0	
9/25	San Diego	0	0	0	0	0	0		1	0	0.0	0	2	0	
10/2	@ Jacksonville	0	0	0	0	0	0		2	18	9.0	14	1	0	
10/9	Chicago	0	0	0	0	0	0		1	20	20.0	20	1	0	
10/16	@ Houston	1	6	6.0	6	0	0		1	7	7.0	7	2	0	
10/23	@ Tennessee	2	18	9.0	11	1	0		Not on Team						
10/30	Kansas City	Inactive							Not on Team						
11/6	@ Green Bay	2	3	1.5	3	1	0		Not on Team						
11/20	Tennessee	2	12	6.0	10	1	0		Not on Team						
11/24	Pittsburgh	0	0	0.0	0	3	0		Not on Team						
12/5	@ New York Jets	2	36	18.0	30	1	0		Not on Team						
12/11	Houston	2	4	2.0	2	1	0		Not on Team						
12/18	@ Minnesota	1	30	30.0	30	1	0		Not on Team						
<b>TOTALS</b>		<b>12</b>	<b>109</b>	<b>9.1</b>	<b>30</b>	<b>9</b>	<b>0</b>		<b>7</b>	<b>58</b>	<b>8.3</b>	<b>20</b>	<b>8</b>	<b>0</b>	

**INDIVIDUAL GAME-BY-GAME STATS**

Punt Returns		J.Ferguson							T.Hilton						
Date	Opponent	No.	Yds.	Avg.	LG	FC	TD		No.	Yds.	Avg.	LG	FC	TD	
9/11	Detroit	0	0	0	0	0	0		0	0	0	0	0	0	
9/18	@ Denver	0	0	0	0	0	0		0	0	0	0	0	0	
9/25	San Diego	0	0	0	0	0	0		0	0	0	0	0	0	
10/2	@ Jacksonville	0	0	0	0	0	0		0	0	0	0	0	0	
10/9	Chicago	0	0	0	0	0	0		0	0	0	0	0	0	
10/16	@ Houston	0	0	0	0	0	0		0	0	0	0	0	0	
10/23	@ Tennessee	0	0	0	0	0	0		0	0	0	0	0	0	
10/30	Kansas City	1	0	0.0	0	0	0		1	5	5.0	5	1	0	
11/6	@ Green Bay	0	0	0	0	0	0		0	0	0	0	0	0	
11/20	Tennessee	0	0	0	0	0	0		0	0	0	0	0	0	
11/24	Pittsburgh	0	0	0	0	0	0		0	0	0	0	0	0	
12/5	@ New York Jets	0	0	0	0	0	0		0	0	0	0	0	0	
12/11	Houston	0	0	0	0	0	0		0	0	0	0	0	0	
12/18	@ Minnesota	0	0	0	0	0	0		0	0	0	0	0	0	
<b>TOTALS</b>		<b>1</b>	<b>0</b>	<b>0.0</b>	<b>0</b>	<b>0</b>	<b>0</b>		<b>1</b>	<b>5</b>	<b>5.0</b>	<b>5</b>	<b>1</b>	<b>0</b>	

Punt Returns		P.Dorsett						
Date	Opponent	No.	Yds.	Avg.	LG	FC	TD	
9/11	Detroit	0	0	0	0	0	0	
9/18	@ Denver	0	0	0	0	0	0	
9/25	San Diego	0	0	0	0	0	0	
10/2	@ Jacksonville	0	0	0	0	0	0	
10/9	Chicago	0	0	0	0	0	0	
10/16	@ Houston	0	0	0	0	0	0	
10/23	@ Tennessee	Inactive						
10/30	Kansas City	0	0	0.0	0	1	0	
11/6	@ Green Bay	0	0	0	0	0	0	
11/20	Tennessee	0	0	0	0	0	0	
11/24	Pittsburgh	0	0	0	0	0	0	
12/5	@ New York Jets	0	0	0	0	0	0	
12/11	Houston	0	0	0	0	0	0	
12/18	@ Minnesota	0	0	0	0	0	0	
<b>TOTALS</b>		<b>0</b>	<b>0</b>	<b>0.0</b>	<b>0</b>	<b>1</b>	<b>0</b>	

KO Returns		J.Todman							Q.Bray						
Date	Opponent	No.	Yds.	Avg.	LG	FC	TD		No.	Yds.	Avg.	LG	FC	TD	
9/11	Detroit	0	0	0	0	0	0		1	25	25.0	25	0	0	
9/18	@ Denver	0	0	0	0	0	0		2	47	23.5	27	0	0	
9/25	San Diego	1	15	15.0	15	0	0		1	18	18.0	18	0	0	
10/2	@ Jacksonville	1	28	28.0	28	0	0		1	39	39.0	39	0	0	
10/9	Chicago	1	21	21.0	21	0	0		2	52	26.0	39	0	0	
10/16	@ Houston	1	21	21.0	21	0	0		2	50	25.0	29	0	0	
10/23	@ Tennessee	1	31	31.0	31	0	0		Not on Team						
10/30	Kansas City	0	0	0	0	0	0		Not on Team						
11/6	@ Green Bay	2	160	80.0	99t	0	1		Not on Team						
11/20	Tennessee	2	39	19.5	22	0	0		Not on Team						
11/24	Pittsburgh	1	43	43.0	43	0	0		Not on Team						
12/5	@ New York Jets	1	26	26.0	26	0	0		Not on Team						
12/11	Houston	1	18	18.0	18	0	0		Not on Team						
12/18	@ Minnesota	2	37	18.5	26	0	0		Not on Team						
<b>TOTALS</b>		<b>14</b>	<b>439</b>	<b>31.4</b>	<b>99t</b>	<b>0</b>	<b>1</b>		<b>9</b>	<b>231</b>	<b>25.7</b>	<b>39</b>	<b>0</b>	<b>0</b>	



## INDIVIDUAL GAME-BY-GAME STATS

### KO Returns

**Date Opponent**

		J.Ferguson						
No.	Yds.	Avg.	LG	FC	TD			
9/11	Detroit	0	0	0	0	0	0	
9/18	@ Denver	0	0	0	0	0	0	
9/25	San Diego	0	0	0	0	0	0	
10/2	@ Jacksonville	0	0	0	0	0	0	
10/9	Chicago	0	0	0	0	0	0	
10/16	@ Houston	1	23	23.0	23	0	0	
10/23	@ Tennessee	0	0	0	0	0	0	
10/30	Kansas City	0	0	0	0	0	0	
11/6	@ Green Bay	0	0	0	0	0	0	
11/20	Tennessee	0	0	0	0	0	0	
11/24	Pittsburgh	1	24	24.0	24	0	0	
12/5	@ New York Jets	0	0	0	0	0	0	
12/11	Houston	1	14	14.0	14	0	0	
12/18	@ Minnesota	0	0	0	0	0	0	
TOTALS		3	61	20.3	24	0	0	

### T.Hilton

No.	Yds.	Avg.	LG	FC	TD
1	0	0.0	0	0	0
0	0	0	0	0	0
0	0	0	0	0	0
0	0	0	0	0	0
0	0	0	0	0	0
1	5	5.0	5	0	0
0	0	0	0	0	0
0	0	0	0	0	0
0	0	0	0	0	0
0	0	0	0	0	0
0	0	0	0	0	0
0	0	0	0	0	0
0	0	0	0	0	0
0	0	0	0	0	0
0	0	0	0	0	0
2	5	2.5	5	0	0

### KO Returns

**Date Opponent**

9/11	Detroit	Inactive						
9/18	@ Denver	Inactive						
9/25	San Diego	0	0	0	0	0	0	0
10/2	@ Jacksonville	0	0	0	0	0	0	0
10/9	Chicago	0	0	0	0	0	0	0
10/16	@ Houston	1	10	10.0	10	0	0	0
10/23	@ Tennessee	0	0	0	0	0	0	0
10/30	Kansas City	0	0	0	0	0	0	0
11/6	@ Green Bay	0	0	0	0	0	0	0
11/20	Tennessee	Inactive						
11/24	Pittsburgh	Inactive						
12/5	@ New York Jets	Inactive						
12/11	Houston	Inactive						
12/18	@ Minnesota	0	0	0	0	0	0	0
TOTALS		1	10	10.0	10	0	0	0

### Punting

**Date Opponent**

		P.McAfee						
No.	Yds.	Avg.	TB	In20	LG	Net		
9/11	Detroit	4	195	48.8	1	1	52	44.0
9/18	@ Denver	4	226	56.5	1	1	72	45.0
9/25	San Diego	3	121	40.3	0	3	50	40.3
10/2	@ Jacksonville	3	149	49.7	1	0	54	39.0
10/9	Chicago	3	190	63.3	1	2	74	56.7
10/16	@ Houston	5	227	45.4	0	3	61	40.8
10/23	@ Tennessee	4	204	51.0	2	0	60	39.3
10/30	Kansas City	7	347	49.6	1	1	58	38.6
11/6	@ Green Bay	4	222	55.5	1	0	67	48.5
11/20	Tennessee	3	132	44.0	0	2	49	43.7
11/24	Pittsburgh	2	92	46.0	0	0	50	46.0
12/5	@ New York Jets	2	95	47.5	0	2	51	47.5
12/11	Houston	2	81	40.5	1	0	49	30.5
12/18	@ Minnesota	3	127	42.3	0	2	44	42.3
<b>TOTALS</b>		<b>49</b>	<b>2408</b>	<b>49.1</b>	<b>9</b>	<b>17</b>	<b>74</b>	<b>42.8</b>

**INDIVIDUAL GAME-BY-GAME STATS**
**Placekicking**

Date	Opponent	KO	KO Yds	TB	XP Att	XP	FG Att	FG	Long	Points
9/11	Detroit	7	443	6	0	0	0	0	0	0
9/18	@ Denver	5	325	5	0	0	0	0	0	0
9/25	San Diego	6	386	3	0	0	0	0	0	0
10/2	@ Jacksonville	6	379	2	0	0	0	0	0	0
10/9	Chicago	8	521	5	0	0	0	0	0	0
10/16	@ Houston	6	386	5	0	0	0	0	0	0
10/23	@ Tennessee	7	417	5	0	0	0	0	0	0
10/30	Kansas City	3	201	2	0	0	0	0	0	0
11/6	@ Green Bay	6	380	3	0	0	0	0	0	0
11/20	Tennessee	5	300	0	0	0	0	0	0	0
11/24	Pittsburgh	2	130	1	0	0	0	0	0	0
12/5	@ New York Jets	8	517	2	0	0	0	0	0	0
12/11	Houston	4	260	2	0	0	0	0	0	0
12/18	@ Minnesota	6	415	2	0	0	0	0	0	0
TOTALS		79	5060	43	0	0	0	0	0	0

**Placekicking**

Date	Opponent	KO	KO Yds	TB	XP Att	XP	FG Att	FG	Long	Points
9/11	Detroit	0	0	0	3	3	2	2	50	9
9/18	@ Denver	0	0	0	2	2	2	2	52	8
9/25	San Diego	0	0	0	2	2	2	2	38	8
10/2	@ Jacksonville	0	0	0	3	3	2	2	53	9
10/9	Chicago	0	0	0	2	2	5	5	54	17
10/16	@ Houston	0	0	0	2	2	3	3	41	11
10/23	@ Tennessee	0	0	0	4	4	2	2	33	10
10/30	Kansas City	0	0	0	2	2	0	0	0	2
11/6	@ Green Bay	0	0	0	4	4	1	1	28	7
11/20	Tennessee	0	0	0	3	3	2	1	49	6
11/24	Pittsburgh	0	0	0	1	1	1	0	0	1
12/5	@ New York Jets	0	0	0	5	5	2	2	53	11
12/11	Houston	0	0	0	2	2	2	1	32	5
12/18	@ Minnesota	0	0	0	4	4	2	2	50	10
TOTALS		0	0	0	39	39	28	25	54	114



# 29

## S

# MIKE ADAMS



**PRO BOWL**  
2 (2014-15)

**5-11 • 205 • DELAWARE**

**NFL EXP:** 13 (3rd Year with Colts)

**HOW ACQUIRED:** FA – 2014

**BORN:** 3/24/81

**GP/GS (POSTSEASON):** 188/115 (7/7)

## CAREER TRANSACTIONS:

- Signed by the Colts as a free agent on June 16, 2014.
- Signed by the Denver Broncos as an unrestricted free agent on March 15, 2012.
- Signed by the Cleveland Browns as a free agent on April 2, 2007.
- Elevated to the San Francisco 49ers active roster on November 13, 2004.
- Signed to the 49ers practice squad on September 6, 2004.
- Waived by San Francisco on September 4, 2004.
- Signed by the 49ers as an undrafted free agent on April 28, 2004.

## PRO CAREER:

- Named to consecutive Pro Bowls in 2014 and 2015. Tied for the league lead with seven takeaways in 2014 and posted five interceptions in 2015.
- In 13 seasons, has seen action in 188 career games with Indianapolis (2014-16), Denver (2012-13), Cleveland (2007-2011) and San Francisco (2004-06), combining for 115 starts at both safety and cornerback.
- Established a career-high with 93 tackles and tied a career-best with 11 passes defended in 2014.
- Owns 38 career takeaways in addition to contributing with 70 special teams tackles.
- Opened 16 games at free safety for Cleveland in 2011 as the Browns finished with the NFL's second-ranked pass defense (184.9 ypg.).
- Received the 2011 Dino Lucarelli Good Guy Award from the Cleveland Chapter of the Professional Football Writers' Association.
- Was named AFC Defensive Player of the Week following a Week 5 victory at Houston on Oct. 8, 2015 where he finished with five tackles, two interceptions and two passes defended.
- His 10 interceptions from 2014-15 were tied for the third-most in the the NFL.

## 2016 (COLTS):

- Started at strong safety in a Week 1 loss against Detroit (9/11) and posted eight solo tackles.
- In a Week 2 loss at Denver (9/18), started at strong safety and logged five tackles (four solo) and two quarterback hits.

## SINGLE-GAME HIGHS

**TACKLES: 12, two times** (Last: at DAL 12/21/14)

**SACKS: 1.0, six times** (Last: at JAX 12/13/15)

**FF: 1, 11 times** (Last: at MIN 12/18/16)

**FR: 1, 14 times** (Last: at MIN 12/18/16)

**INT: 2, four times** (Last: at HOU 10/8/15)

**PD: 3, four times** (Last: vs. TEN 9/28/14)

- Totaled four tackles (three solo) and added one fumble recovery starting at strong safety in a Week 3 win against San Diego (9/25). Recovered a Chargers fumble with 1:11 remaining in the game to seal the victory.
- Started at strong safety in a Week 4 loss at Jacksonville (10/2) and totaled five solo tackles and one forced fumble.
- In a Week 5 victory against Chicago (10/9), started at strong safety and compiled four solo tackles.
- Led the team with nine tackles (six solo) starting at strong safety in a Week 6 loss at Houston (10/16).
- Started at strong safety in a Week 7 win at Tennessee (10/23) and finished with eight tackles (six solo).
- In a Week 8 loss against Kansas City (10/30), started at strong safety and registered four tackles (three solo).
- Was inactive for a Week 9 win at Green Bay (11/6).
- Finished with five tackles (four solo) starting at strong safety in a Week 11 victory against Tennessee (11/20).
- Started at strong safety in a Week 12 loss against Pittsburgh (11/24) and did not record a tackle.
- In a Week 13 win at the New York Jets (12/5), started at strong safety and finished with three tackles, one interception and one pass defended.
- Totaled seven tackles (six solo) starting at strong safety in a Week 14 loss against Houston (12/11).
- Started at strong safety in a Week 15 victory at Minnesota (12/18), and posted six tackles, one interception, one forced fumble, one fumble recovery and one pass defended. Forced a fumble on Vikings running back Adrian Peterson on the Colts nine-yard line and recovered the ball to stall a potential scoring drive. Tallied his second interception of the season when he picked off Sam Bradford with 28 seconds remaining in the first

half. The interception led to an Adam Vinatieri field goal and a 27-0 halftime lead. It was his first two-takeaway game dating back to Oct. 8, 2015 at Houston (two interceptions). The takeaways resulted in 10 points for the Colts.

## 2015 (COLTS):

- Started all 13 games he saw action in at strong safety and totaled 76 tackles (54 solo), five interceptions, one interception return for a touchdown, 1.0 sack, six passes defended, three forced fumbles and one fumble recovery. Was inactive for three contests due to injury.
- His three forced fumbles set a new career-high and his five interceptions tied a career-best (2014).
- Was selected to his second consecutive Pro Bowl.
- Was named AFC Defensive Player of the Week following a Week 5 victory at Houston.
- In a Week 2 loss against the New York Jets (9/21), started at strong safety and totaled five tackles (three solo), one interception and one pass defended. The interception was Indianapolis' first of the season. He picked off Ryan Fitzpatrick in the end zone to stall a potential touchdown.
- Compiled five tackles, two interceptions and two passes defended starting at strong safety in a Week 5 victory at Houston (10/8). Notched his second interception of the season when he picked off Ryan Mallett at the 8:33 mark in the first quarter. The interception led to an Adam Vinatieri 48-yard field goal. The second interception came on a third down at the two-minute mark in the fourth quarter. The pick gave the Colts possession that they would not relinquish, ending the game six plays later. It was the fourth multiple-interception game of his career and the first since 2014 when he accomplished the feat on two occasions. Was named AFC Defensive Player of the Week for his performance.
- Started at strong safety in a Week 6 loss against New England (10/18) and totaled three tackles, one interception returned 14 yards for a touchdown and one pass defended. He gave the Colts a 14-10 lead with his 14-yard interception return for a touchdown in the second quarter. It was his third interception in his last two

## QUICK HITS

Adams has been named to consecutive Pro Bowls in 2014 and 2015.

He was named to his first career Pro Bowl following the 2014 season after tying for the NFL lead in takeaways with seven (five interceptions, two fumble recoveries). It was his highest takeaway output in his 11 NFL seasons. Adams also posted a single-season career-high with 93 tackles and tied a career-best with 11 passes defended.

In 2015, Adams ranked fourth on the team with 76 tackles and contributed with five interceptions (one returned for a touchdown). His five interceptions tied a career-high (2014) and ranked tied for sixth in the NFL. Adams' three forced fumbles also set a new career-best.

games and his second career interception return for a touchdown. Left the game at halftime with a hamstring injury.

- Compiled 10 tackles (six solo) and one tackle for loss starting at strong safety in a Week 8 overtime loss at Carolina (11/2).

- Started at strong safety in a Week 9 victory against Denver (11/8) and totaled one tackle, one interception and one pass defended before leaving the game with an ankle injury in the second quarter.

Intercepted Peyton Manning at the 10:55 mark in the second quarter to give the Colts possession at the Broncos 37-yard line. On the pick, he tied the team record for the third-most interceptions through the first nine games of a season.

- Started at strong safety in a Week 13 loss at Pittsburgh (12/6) and led the secondary with 11 tackles (10 solo) while adding one forced fumble.

- Recorded four solo tackles, 1.0 sack and one forced fumble starting at strong safety in a Week 14 loss at Jacksonville (12/13). Tallied a sack-forced fumble in the second quarter and the ball was recovered by teammate Clayton Geathers for his first career recovery. The sack was his first of the season and his first dating back to 2012 as a member of the Broncos. The forced fumble was his second of the season.

- Started at strong safety in a Week 15 loss against Houston (12/20) and finished with



seven tackles (five solo), one forced fumble and one fumble recovery. The start was the 100th of his career. He stripped and recovered an Alfred Blue fumble in the first quarter to give the Colts possession at the 42-yard line. It was his first recovery of the season and the 10th of his career.

#### **2014 (COLTS):**

- In his first season with the Colts, started all 16 games at strong safety and set a career-high with 93 tackles while tying a career-best with 11 passes defended. Contributed with five interceptions, two forced fumbles and two fumble recoveries.
- Started all three postseason games and tallied 20 tackles (11 solo) and one pass defended.
- Was selected to his first career Pro Bowl.
- Made his debut with the Colts and started at strong safety in the team's regular season opener at Denver (9/7). Finished the contest with six tackles (five solo) and also added one special teams stop.
- Started at strong safety against Philadelphia (9/15) and led the secondary with seven tackles (six solo) while adding one pass defended. Topped the 500-tackle plateau for his career.
- Started at strong safety in a Week 4 victory against Tennessee (9/28) and tallied two interceptions and three passes defended. The first pick came off of Charlie Whitehurst in the second quarter and the Colts posted a field goal on the ensuing possession. The second interception came in the fourth quarter off of Zach Mettenberger to seal the victory. With two interceptions, Adams tied his single-game career-high which he originally set on Jan. 1, 2006 against Houston. His three passes defended also tied a single-game career-high which he set on three other occasions. The interceptions were the 14th and 15th of his career.
- Posted four solo tackles and one forced fumble in the team's Week 5 victory against Baltimore (10/5), making a start at strong safety. Was part of a secondary that limited the Ravens to 197 net passing yards.
- Started at strong safety in a Week 6 victory at Houston (10/9) and collected four tackles and one fumble recovery. The recovery was the eighth of his career and came in the fourth quarter following Vontae Davis' strip of Texans wide receiver Andre Johnson.
- In a Week 7 win against Cincinnati (10/19), finished with one tackle and one pass defended. Was part of a defense that allowed 135 net yards as the Colts posted their first shutout dating back to 2008.
- Finished with a season-high 11 solo tackles and one fumble recovery, starting at strong safety in a Week 8 loss at Pittsburgh (10/26). The recovery was his second of the season and the ninth of his career. Following the turnover, Indianapolis scored a touchdown three plays later to make it a one possession Steelers lead (42-34) early in the fourth quarter.
- In a Week 11 loss against New England (11/16), started at strong safety and recorded his third and fourth interceptions of the season. The first interception came when he picked off Tom Brady at the 2:58 mark of the first quarter. He added his second interception at the 1:25 mark of the second quarter, which led to a Hakeem Nicks touchdown reception. Led the secondary with 11 tackles (eight solo) while adding two passes defended to go along with his two interceptions. It was his second multiple interception game of the season (two vs. Tennessee in Week 4).
- In a Week 14 win at Cleveland (12/7), started at strong safety and compiled five tackles, one interception and one pass defended. Intercepted Brian Hoyer in the end zone in the first quarter and set a new single-season career-high with his fifth pick. He also tied his single-season career-best with his 11th pass defended of the season.
- Started at strong safety and tied for the team lead with 12 tackles (six solo) while adding one tackle for loss in a Week 16 loss at Dallas (12/21). The 12 tackles tied his previous single-game career-high.
- In a Week 17 victory at Tennessee (12/28), started at strong safety and totaled four tackles and one forced fumble. Was part of a secondary that held the Titans to 50 net passing yards.
- In the team's AFC Wild Card Playoff contest against Cincinnati (1/4/15), started at strong safety and led the secondary with nine tackles (seven solo) while contributing with one pass defended.
- Started at strong safety in the team's AFC Divisional Playoff victory at Denver (1/11/15) and finished with two tackles. Was part of a defense that held the Broncos to 288 net yards.
- Tallied nine tackles starting at strong safety in an AFC Championship Game loss at New England (1/18/15).

#### **2013 (BRONCOS):**

- Competed in all 16 games (seven starts) and posted 64 tackles (48 solo), one interception, one fumble recovery and six passes defended.
- Started all three of Denver's postseason games and totaled 12 tackles and one pass defended.
- Tied for the team lead with six tackles and broke up Alex Smith's fourth down pass in the end zone late in the fourth quarter to seal Denver's Week 13 win at Kansas City (12/1).
- Finished second on the team with five tackles and recovered a fumble against Tennessee (12/8).
- Posted a game-high nine tackles and one interception that led to a touchdown in Week 16 at Houston (12/22).
- Ranked third on the team with six tackles in Super Bowl XLVIII against Seattle (2/2/14).

#### **2012 (BRONCOS):**

- Started all 16 games and ranked second on team with 80 tackles (60 solo) and third on the club with



11 passes defended.

- Added 1.0 sack, two forced fumbles and a team-best two fumble recoveries.
- Set a career high with 12 tackles and recovered a fumble at New England (10/7).
- Sacked Panthers quarterback Cam Newton in the end zone for his first career safety at Carolina (11/11).
- Made his playoff debut in Denver's AFC Divisional Playoff game against Baltimore (1/12/13) and made two solo stops with one pass defended.

#### **2011 (BROWNS):**

- Started all 16 games for the first time in his career and totaled 61 tackles (41 solo), a team-high three interceptions, six passes defended, one forced fumble and one fumble recovery for the league's second-ranked pass defense.
- Recorded a takeaway (two interceptions and one fumble recovery) in three consecutive games from Weeks 3-5.
- Tied a career-high with 10 tackles (six solo) and added an interception against Pittsburgh (1/1/12).

#### **2010 (BROWNS):**

- Saw action in 15 games (two starts) for Cleveland and posted 34 tackles (31 solo), 1.0 sack, two interceptions and six passes defended to go along with 10 special teams stops.
- Helped the Browns kickoff coverage unit lead the NFL by allowing just 17.8 yards per return.

#### **2009 (BROWNS):**

- Participated in 16 games (nine starts), including six at cornerback and three at safety, and totaled 61 tackles (52 solo), 1.0 sack, eight passes defended and one fumble recovery.
- Ranked fourth on the team with 10 special teams tackles.

#### **2008 (BROWNS):**

- Competed in 14 games (five starts) at strong safety and recorded 42 tackles (20 solo), two interceptions, two passes defended and one fumble recovery.
- Added four tackles on special teams.

#### **2007 (BROWNS):**

- Played in 15 games in his first season with the Browns and posted 11 tackles (nine solo) with 1.0 sack, two passes defended and one fumble recovery.
- Ranked second on the team with a career-high 18 special teams tackles.
- Placed on Injured Reserve after injuring his knee at Cincinnati (12/23).

#### **2006 (49ERS):**

- Appeared in all 16 games (eight starts) for the first time in his career and totaled 67 tackles (53 solo) and three passes defended.
- Posted 12 tackles on special teams.
- Recorded his first double-digit tackle output with 10

stops in the season opener at Arizona (9/10).

#### **2005 (49ERS):**

- Started 10-of-14 games and posted 68 tackles (55 solo), 1.0 sack, four interceptions, 10 passes defended, one forced fumble and one fumble recovery. Returned one interception 40 yards for a touchdown.
- His four interceptions tied for the team lead.
- Added three tackles on special teams.
- Made his first career start at Arizona (10/2) in Mexico City, Mexico.
- Recorded his first-career multiple-interception game in the season finale against Houston (1/1/06). Returned a pick 40 yards for a touchdown and added a takeaway in overtime to set up the team's game-winning field goal.

#### **2004 (49ERS):**

- Spent the first half of the season on the team's practice squad before being promoted to the active roster and playing in the final eight games.
- Totaled four tackles (two solo), one interception, one pass defended and one fumble recovery in addition to five special teams stops.
- Made his NFL debut against Carolina (11/14) and recovered a fumble on special teams.
- Registered his first career interception against Miami (11/28).

#### **COLLEGE:**

- Started 23-of-43 games at the University of Delaware, finishing with 213 tackles, 11 interceptions and 14 passes defended.
- Ranked 11th in school history with his 11 interceptions.
- Earned Second Team All-Atlantic 10 Conference honors as a senior team captain in 2003 while guiding the Blue Hens to the Division 1-AA National Championship.

#### **PERSONAL:**

- Attended Passaic Tech High School in Wayne, N.J., where he helped guide his team to the New Jersey Group 4 state title in 1998.
- Inducted into the Passaic Tech Hall of Fame in 2009 and had his jersey retired in 2010.
- Celebrated the USO's 75th anniversary and the 50th anniversary between the organization and the NFL when he traveled to Japan to visit servicemen and women.
- Donated school supplies to kindergarten students of Edward W. Kilpatrick Elementary School in Paterson, N.J.
- Donated 600 winter coats for Oasis, a haven for women and children in Paterson, N.J.
- Donates tickets as a Colts Community Block Sponsor.
- In 2015, shopped for the holidays with underserved

children as part of the Shop with a Colt event. Also participated in teammate Vontae Davis' holiday shopping event.

- Since 2007, has hosted an annual Team Adams Foundation Football Camp in his hometown of Paterson, N.J.
- A native of Paterson, N.J.

GETTING TO KNOW MIKE ADAMS

**Favorite team and/or athlete:** Jerry Rice

**Favorite musician and/or song:** Jadakiss and Jay-Z

**Hobbies outside of football:** Basketball and watching movies

**Favorite food:** Grilled chicken sandwich

**Favorite vacation spot:** Bahamas

**Favorite movie:** *Harlem Nights*

2016 GAME-BY-GAME STATISTICS														
Date/Opp.	GP	GS	Solo	Asst.	Total	Sacks	PD	FF	FR	INT	Yds	Avg.	LG	TD
9/11 vs. DET	1	1	8	0	8	0.0	0	0	0	0	0	0.0	0	0
9/18 @ DEN	1	1	4	1	5	0.0	0	0	0	0	0	0.0	0	0
9/25 vs. SD	1	1	3	1	4	0.0	0	0	1	0	0	0.0	0	0
10/2 @ JAX (UK)	1	1	5	0	5	0.0	0	1	0	0	0	0.0	0	0
10/9 vs. CHI	1	1	4	0	4	0.0	0	0	0	0	0	0.0	0	0
10/16 @ HOU	1	1	6	3	9	0.0	0	0	0	0	0	0.0	0	0
10/23 @ TEN	1	1	6	2	8	0.0	0	0	0	0	0	0.0	0	0
10/30 vs. KC	1	1	3	1	4	0.0	0	0	0	0	0	0.0	0	0
11/6 @ GB	INACTIVE													
11/20 vs. TEN	1	1	4	1	5	0.0	0	0	0	0	0	0.0	0	0
11/24 vs. PIT	1	1	0	0	0	0.0	0	0	0	0	0	0.0	0	0
12/5 @ NYJ	1	1	2	1	3	0.0	1	0	0	1	56	56.0	56	0
12/11 vs. HOU	1	1	6	1	7	0.0	0	0	0	0	0	0.0	0	0
12/18 @ MIN	1	1	5	1	6	0.0	1	1	1	1	0	0.0	0	0
12/24 @ OAK														
1/1 vs. JAX														
2016 TOTALS	13	13	56	12	68	0.0	2	2	2	2	56	28.0	56	0

CAREER REGULAR SEASON STATISTICS														
Year	GP	GS	Solo	Asst.	Total	Sacks	PD	FF	FR	INT	Yds	Avg.	LG	TD
2016 IND	13	13	56	12	68	0.0	2	2	2	2	56	28.0	56	0
2015 IND	13	13	54	22	76	1.0	6	3	1	5	63	12.6	38	1
2014 IND	16	16	71	22	93	0.0	11	2	2	5	24	4.8	10	0
2013 DEN	16	7	45	15	60	0.0	6	0	1	1	3	3.0	3	0
2012 DEN	16	16	60	20	80	1.0	11	2	2	0	0	0.0	0	0
2011 CLE	16	16	41	20	61	0.0	6	1	1	3	33	11.0	29	0
2010 CLE	15	2	31	3	34	1.0	6	0	0	2	51	25.5	26	0
2009 CLE	16	9	52	9	61	1.0	8	0	1	0	0	0.0	0	0
2008 CLE	14	5	20	22	42	0.0	2	0	1	2	18	9.0	18	0
2007 CLE	15	0	9	2	11	1.0	2	0	1	0	0	0.0	0	0
2006 SF	16	8	53	14	67	0.0	3	0	0	0	0	0.0	0	0
2005 SF	14	10	55	13	68	1.0	10	1	1	4	36	9.0	40t	1
2004 SF	8	0	2	2	4	0.0	1	0	1	1	0	0.0	0	0
TOTAL	188	115	549	176	725	6.0	74	11	14	25	284	11.4	56	2

CAREER POSTSEASON STATISTICS														
Year	GP	GS	Solo	Asst.	Total	Sacks	PD	FF	FR	INT	Yds	Avg.	LG	TD
2014 IND	3	3	11	9	20	0.0	1	0	0	0	0	0.0	0	0
2013 DEN	3	3	12	0	12	0.0	1	0	0	0	0	0.0	0	0
2012 DEN	1	1	2	0	2	0.0	1	0	0	0	0	0.0	0	0
TOTAL	7	7	25	9	34	0.0	3	0	0	0	0	0.0	0	0

**SPECIAL TEAMS TACKLES:** 70 (2014 - 1, 2013 - 3, 2011 - 3, 2010 - 12, 2009 - 10, 2008 - 4, 2007 - 18, 2006 - 12, 2005 - 3, 2004 - 4)

**ADDITIONAL STATISTICS:** Two special teams fumble recoveries (2004 and 2007) and one special teams forced fumble (2005).  
One safety at Carolina (2012).

# 83

TE

## DWAYNE ALLEN



**6-3 • 265 • CLEMSON**

**NFL EXP:** 5 (5th Year with Colts)

**HOW ACQUIRED:** D3 – 2012 (64th overall)

**BORN:** 2/24/90

**GP/GS (POSTSEASON):** 55/54 (4/3)

### CAREER TRANSACTIONS:

- Selected by the Colts in the third round (64th overall) of the 2012 NFL Draft.

### PRO CAREER:

- Became only the third tight end in team history to record three touchdown catches in a single game (Dallas Clark, 12/13/09 and Ken Dilger (12/14/97) during a Dec. 5, 2016 victory at the New York Jets.
- In 2014, Allen and Coby Fleener became the first tight end duo on the same team to each record eight touchdowns apiece in a single season in NFL history.
- Led all NFL rookie tight ends with 45 receptions for 521 yards in 2012.
- Set a Colts rookie record for tight ends with 45 receptions, breaking Ken Dilger's mark of 42 set in 1995.
- Was the recipient of Indianapolis' 2014 Ed Block Courage Award.
- Was named the Colts 2015 Walter Payton Man of the Year.

### 2016 (COLTS):

- Started at tight end in a Week 1 loss against Detroit (9/11) and caught four passes for 53 yards and one touchdown. The score was the first for Allen dating back to Sept. 13, 2015 at Buffalo, which was also the season opener. He has caught a touchdown in each of the last four regular season openers (2013-16).
- In a Week 2 loss at Denver (9/18), started at tight end and caught two passes for 25 yards.
- Posted three catches for 35 yards starting at tight end in a Week 3 win against San Diego (9/25). Topped 100 catches for his career.
- Started at tight end in a Week 4 loss at Jacksonville (10/2) and totaled two receptions for 20 yards.
- In a Week 5 victory against Chicago (10/9), caught six passes for 50 yards and one touchdown. Gave the Colts a 10-3 lead with his one-yard touchdown reception from Andrew Luck on a fourth down play in the second quarter. The touchdown was his second of the season and the 15th of his career.
- Started at tight end and caught one pass for nine yards before leaving the game with an ankle injury

### SINGLE-GAME HIGHS

**REC: 6, three times** (Last: vs. CHI 10/9/16)

**YARDS: 75 vs. MIA** (11/04/12)

**TDS: 3 at NYJ** (12/5/16)

**LG: 41t at DEN** (9/7/14)

**RUSH: 1, four times** (Last: vs. HOU 12/20/15)

**YARDS: 3 at HOU** (12/16/12)

**TDS: 0**

**LG: 3 at HOU** (12/16/12)

in a Week 6 loss at Houston (10/16).

- Listed as inactive for a Week 7 win at Tennessee (10/23).
- Was inactive for a Week 8 loss against Kansas City (10/30).
- Started at tight end in a Week 9 win at Green Bay (11/6) and finished with one catch for 15 yards.
- In a Week 11 victory against Tennessee (11/20), started at tight end and was targeted twice, but did not record a catch.
- Caught five passes for 49 yards starting at tight end in a Week 12 loss against Pittsburgh (11/24).
- Started at tight end in a Week 13 win at the New York Jets (12/5) and caught four passes for 72 yards and three touchdowns. Gave the Colts a 7-0 lead after catching a seven-yard touchdown on the team's opening drive of the game. Connected with Andrew Luck on the team's following offensive possession for a 21-yard score. It marked his first career multiple-touchdown game. Posted his third touchdown of the game late in the second quarter when he caught a 23-yard pass from Luck in the end zone. Became only the fourth tight end in team history to record three touchdown catches in a single game (Dallas Clark, 12/13/09, Ken Dilger 12/14/97 and Jim Mutscheller 10/13/57). He also became the first player with three receiving touchdowns in the first half of a Monday Night Football game since Jerry Rice in Week 16 of the 1995 season against the Vikings.
- In a Week 14 loss against Houston (12/11), started at tight end and was targeted twice. Did not finish with a catch.
- Started at tight end in a Week 15 victory at Minnesota (12/18) and caught one pass for 13 yards.

## 2015 (COLTS):

- Played in 13 games (12 starts) and tallied 16 receptions for 109 yards and one touchdown.
- Caught three passes for 17 yards and one touchdown in a season opening loss at Buffalo (9/13). The touchdown was the 13th of his career as he's reached the end zone in each of his last three season openers.
- Started at tight end and finished with three catches for 23 yards in a Week 6 loss against New England (10/18).
- Caught one pass for 10 yards starting at tight end in a Week 7 loss against New Orleans (10/25). Topped 1,000 receiving yards for his career.
- Placed on Injured Reserve on December 30.

## 2014 (COLTS):

- Started all 13 games he participated in and totaled 29 receptions for 395 yards and eight touchdowns. His eight touchdowns are tied for the fourth-most by a tight end in a single season (Coby Fleener, 2014 and Marcus Pollard, 2001) and the most since Dallas Clark's 10 in 2009.
- Started two of the team's three postseason contests and caught 11 passes for 90 yards and one touchdown.
- Started at tight end in the season opener at Denver (9/7). Competed in his first contest since suffering an injury in the 2013 regular season opener and contributed with four catches for 64 yards and one touchdown on a career-long 41-yard reception. The score was the fifth of his career and his first since a Week 1 contest against Oakland in 2013.
- Caught four passes for 43 yards and one touchdown starting at tight end in a Week 3 victory at Jacksonville (9/21). The score was his second of the season.
- Started at tight end and caught three passes for 38 yards and one touchdown in a Week 4 win against Tennessee (9/28). Contributed with a seven-yard touchdown reception in the first quarter to give the Colts a 14-0 lead.
- Caught four passes for 59 yards and added one touchdown starting at tight end in a Week 5 win against Baltimore (10/5). With his score in the third quarter, caught one touchdown pass in five of the last six games. The score gave Indianapolis a 13-3 lead in the third quarter.
- Caught three passes for 52 yards and one touchdown starting at tight end in a Week 7 win against Cincinnati (10/19). Recorded a 32-yard touchdown in the third quarter to give the Colts a 17-0 lead. His touchdown was his fourth in

## QUICK HITS

Became only the third tight end in team history to record three touchdown catches in a single game (Dallas Clark, 12/13/09 and Ken Dilger (12/14/97) during a Dec. 5, 2016 victory at the New York Jets.

In 2014, Allen and teammate Coby Fleener became the first tight end duo on the same team to each record eight touchdowns apiece in a single season in NFL history.

Allen led all NFL rookie tight ends with 45 receptions for 521 yards in 2012. His reception total set a Colts rookie record for tight ends, breaking Ken Dilger's mark of 42 set in 1995.

the last five games. Also posted one tackle and one forced fumble on special teams.

- In a Week 8 loss at Pittsburgh (10/26), started at tight end and caught one pass for a 21-yard touchdown in the second quarter. The score cut Pittsburgh's lead to 21-10. With the touchdown, Allen tied Pat Beach, Dallas Clark and Marcus Pollard (six) for the seventh-most receiving

touchdowns in a single season by a tight end in Colts history. The score was also his fifth in the last six games.

- Started at tight end in a Week 9 victory at the New York Giants (11/3) and caught four passes for 48 yards and one touchdown. With his third quarter

touchdown, tied John Mackey (seven in 1963 and 1965) for the fifth-most receiving touchdowns in a single season by a tight end in Colts history. The touchdown was also his sixth in the last seven games.

- In a Week 15 victory against Houston (12/14), started at tight end and caught two passes for 16 yards and one touchdown. Recorded his eighth touchdown of the season on a three-yard pass from Andrew Luck in the second quarter. With the score, tied Marcus Pollard for the fourth-most touchdowns by a tight end in a single season.

- In the team's AFC Wild Card Playoff contest against Cincinnati (1/4/15), started



at tight end and caught three passes for 30 yards with a long reception of 12 yards.

- Caught four passes for 30 yards and one touchdown in the team's AFC Divisional Playoff victory at Denver (1/11/15). Gave the Colts a 14-7 lead in the second quarter with his three-yard touchdown grab. It was his first career postseason touchdown reception.
- Started at tight end in the team's AFC Championship Game loss at New England (1/18/15) and led the team with four receptions, finishing with 30 yards.

### 2013 (COLTS):

- Started at tight end in the regular season opener against Oakland (9/8) and finished the game with a 20-yard touchdown reception. The score was the fourth of his career and gave the Colts a 14-0 lead in the second quarter.
- Listed as inactive for the team's Week 2 contest against Miami (9/15).
- Placed on Injured Reserve on September 19.

### 2012 (COLTS):

- Started all 16 games in his rookie campaign. Finished the year with 45 receptions for 521 yards and three touchdowns. Had three carries for five yards on the season.
- Recorded two special teams tackles.
- Led all NFL rookie tight ends in receptions and receiving yards.
- Started at tight end in his first career NFL contest at Chicago (9/9).
- Caught his first NFL reception against Minnesota (9/16), which went for a three-yard touchdown.
- Started at tight end and caught four passes for 38 yards (9.5 avg.) and one touchdown against Green Bay (10/7).
- Set season highs with six receptions for 75 yards against Miami (11/4).
- Caught six passes for 69 yards at New England (11/18) in his 10th start of the season. His 69 yards marked his second-highest receiving total of the season (Miami, 75 yards).
- Made a start at the flex position and contributed with two receptions for 50 yards at Detroit (12/2). Finished with his longest catch of the year, a 40-yard gain in the second quarter.
- Caught three passes for 36 yards and one touchdown at Houston (12/16), which was his third of the season.
- Totaled three catches for 18 yards against Kansas City (12/23). With three receptions, he set a record for the most receptions by a rookie tight end in franchise history, breaking Ken Dilger's mark of 42 set in 1995.
- In his playoff debut, started at the flex position and contributed with four catches for 51 yards, including a long of 22 yards at Baltimore (1/6/13). Also tallied one special teams tackle.

### COLLEGE:

- Started 33-of-41 games at Clemson, recording 93 receptions for 1,079 yards and 12 touchdowns.
- Honored as Clemson's first recipient of the John Mackey Award, given to the nation's best tight end.
- Was a consensus NCAA All-America selection and was named All-America first-team by The Associated Press, *ESPN.com*, Phil Steele, Football Writers Association and *Sports Illustrated*, adding second-team accolades from *The NFL Draft Report* and *CBSSports.com* and honorable mention from *Pro Football Weekly*.
- Selected as a unanimous All-Atlantic Coast Conference first-team member in 2011 and second-team All-ACC in 2010.
- Collected 93 receptions over his career, tying him with John McMakin (1969-1971) for the most grabs by a tight end in Clemson history and placing him 18th in the school's overall career record book.
- Brought in 50 receptions in 2011 to break the school season record for tight ends, topping the previous mark of 43 catches by Michael Palmer in 2009.
- Joined John McMakin (1,255) as the only Clemson tight ends to gain over 1,000 receiving yards in a career.
- With 598 yards in 2011, broke the school season record of 507 yards by Michael Palmer in 2009 and ranked fifth on the Atlantic Coast Conference's annual record chart for tight ends.
- Set the Clemson tight end career record for touchdown receptions (12), while also breaking the mark for most touchdowns by a tight end in a season (eight) in 2011.

### PERSONAL:

- Attended Terry Sanford High School in Fayetteville, N.C.
- Regarded as the third-best tight end in the nation and the 83rd-best overall prospect by ESPN.
- A four-star prospect, *Rivals.com* had him placed third among all tight ends in the prep ranks.
- Finished his career with 68 receptions for 1,257 yards (18.5 ypc.).
- Finished with 551 yards as a junior and 291 yards as a senior, earning All-Two Rivers Conference honors for each campaign.
- Lettered in basketball and earned team Most Improved Player honors as a senior.
- A 2014-15 NFL Players Association player representative.
- In 2016, traveled to London to promote team's International Series game against Jacksonville.
- Participated in the 2015 Winter USO Tour.
- Supported the NO MORE Campaign by recording a PSA to raise awareness of domestic violence and sexual assault.
- Was on the male celebrity panel at Arsenal Tech to encourage male students to stay in school.
- Assisted Clemson University's Fellowship of Christian Athletes Spring Break Volunteer Trip.
- Was a participant in the Caroline Symmes Celebrity

Softball Challenge benefitting the Indiana Children's Wish Fund.

- Was a guest judge for the Indianapolis Zoo's Zoobilation.
- Was an honored guest attendee at the 2014 White House Easter Egg Roll.
- Working with Papa John's, the "Allen's Any" promotion raised over \$30,000 for DREAM Alive, Inc.
- Represented RUSH Campus Ministries and spoke to 400 youth encouraging them to resist gang involvement at a Fight for Peace event.
- In conjunction with School on Wheels, spoke at the Crane Bay Event Center in support of educational programming and advocacy for homeless children.
- In 2013, was a speaker at the Veterans Day School visit and was a volunteer for the Million Meal Marathon.
- Reads to children as part of the Colts Day in Schools event and Read Across America Week.
- Held a contest for 300 kids to win tickets to a Harlem Globtrotters game as part of a Black History Month reading contest.
- Participated in the 2012 Colts Rookie Community Blitz at Concord Neighborhood Center, helping local children with reading, crafts and fitness activities.
- Is part of the Colts Community Ticket Block program, donating 20 tickets per game to youth organizations.
- Serves as a co-spokesperson for the "COLTSTRONG, LIBRARYSTRONG" campaign for the Indianapolis Library.
- Visited Riley Hospital for Children to spread cheer during the holidays.
- Participated in the Colts annual Hometown Huddle event which created a new fitness room at the Kaleidoscope Youth Center.
- Participated in the Colts quarterback shopping event with Shepherd Community Center as a volunteer shopper.
- Assisted in the annual Colts Playground Build.

- Majored in biological/health sciences at Clemson.
- A native of Fayetteville, N.C.

## GETTING TO KNOW DWAYNE ALLEN

**Favorite team and/or athlete outside of football:**

Steph Curry

**Hobbies outside of football:** Hiking and ping pong

**Favorite movie:** *A Beautiful Mind*

**What's the one thing you couldn't live without:**

Christ and my faith

### 2016 GAME-BY-GAME STATISTICS

Date/Opp.	RECEIVING					RUSHING				
	GP	GS	No.	Yards	Avg.	LG	TD	No.	Yards	Avg.
9/11 vs. DET	1	1	4	53	13.3	19t	1	0	0	0.0
9/18 @ DEN	1	1	2	25	12.5	13	0	0	0	0.0
9/25 vs. SD	1	1	3	35	11.7	14	0	0	0	0.0
10/2 @ JAX (UK)	1	1	2	20	10.0	13	0	0	0	0.0
10/9 vs. CHI	1	1	6	50	8.3	20	1	0	0	0.0
10/16 @ HOU	1	1	1	9	9.0	9	0	0	0	0.0
10/23 @ TEN	INACTIVE									
10/30 vs. KC	INACTIVE									
11/6 @ GB	1	1	1	15	15.0	15	0	0	0	0.0
11/20 vs. TEN	1	1	0	0	0.0	0	0	0	0	0.0
11/24 vs. PIT	1	1	5	49	9.8	13	0	0	0	0.0
12/5 @ NYJ	1	1	4	72	18.0	23t	3	0	0	0.0
12/11 vs. HOU	1	1	0	0	0.0	0	0	0	0	0.0
12/18 @ MIN	1	1	1	13	13.0	13	0	0	0	0.0
12/24 @ OAK										
1/1 vs. JAX										
<b>2016 TOTALS</b>	<b>12</b>	<b>12</b>	<b>29</b>	<b>341</b>	<b>11.8</b>	<b>23t</b>	<b>5</b>	<b>0</b>	<b>0</b>	<b>0.0</b>

### CAREER REGULAR SEASON STATISTICS

Year	RECEIVING					RUSHING				
	GP	GS	No.	Yards	Avg.	LG	TD	No.	Yards	Avg.
2016 IND	12	12	29	341	11.8	23t	5	0	0	0.0
2015 IND	13	12	16	109	6.8	21	1	1	1	0.0
2014 IND	13	13	29	395	13.6	41t	8	0	0	0.0
2013 IND	1	1	1	20	20.0	20	1	0	0	0.0
2012 IND	16	16	45	521	11.6	40	3	3	5	1.7
<b>TOTAL</b>	<b>55</b>	<b>54</b>	<b>120</b>	<b>1386</b>	<b>11.6</b>	<b>41t</b>	<b>18</b>	<b>4</b>	<b>6</b>	<b>1.5</b>

### CAREER POSTSEASON STATISTICS

Year	RECEIVING					RUSHING				
	GP	GS	No.	Yards	Avg.	LG	TD	No.	Yards	Avg.
2014 IND	3	2	11	90	8.2	18	1	0	0	0.0
2013 IND	INJURED RESERVE									
2012 IND	1	1	4	51	12.8	22	0	0	0	0.0
<b>TOTAL</b>	<b>4</b>	<b>3</b>	<b>15</b>	<b>141</b>	<b>9.4</b>	<b>22</b>	<b>1</b>	<b>0</b>	<b>0</b>	<b>0.0</b>

**SPECIAL TEAMS TACKLES:** 6 (2015 - 1, 2014 - 3, 2012 - 2)

**ADDITIONAL STATISTICS:** Forced a fumble on special teams vs. Cincinnati (10/19/14).



# 96

DT

## HENRY ANDERSON



6-6 • 300 • STANFORD

NFL EXP: 2 (2nd Year with Colts)

HOW ACQUIRED: D3 – 2015 (93rd overall)

BORN: 8/3/91

GP/GS (POSTSEASON): 18/9 (0/0)

### CAREER TRANSACTIONS:

- Selected by the Colts in the third round (93rd overall) of the 2015 NFL Draft.

### 2016 (COLTS):

- Listed as inactive for a Week 1 loss against Detroit (9/11).
- Was inactive for a Week 2 loss at Denver (9/18).
- Competed in his first game of the season and compiled three tackles (two solo) and one quarterback hit in a Week 3 win against San Diego (9/25).
- Saw action on the defensive line in a Week 4 loss at Jacksonville (10/2) and registered one tackle, two quarterback hits and one pass defended.
- In a Week 5 victory against Chicago (10/9), finished with one quarterback hit.
- Tallied one tackle and one quarterback hit in a Week 6 loss at Houston (10/16).
- Listed as inactive for a Week 7 win at Tennessee (10/23).
- Was inactive for a Week 8 loss against Kansas City (10/30).
- Listed as inactive for a Week 9 win at Green Bay (11/6).
- Competed on the defensive line in a Week 11 victory against Tennessee (11/20), but did not record a tackle.
- Notched two tackles in a Week 12 loss against Pittsburgh (11/24).
- In a Week 13 win at the New York Jets (12/5), saw action on the defensive line, but did not record a tackle.
- Finished with two tackles in a Week 14 loss against Houston (12/11).
- Logged his first career fumble recovery following a Robert Mathis sack in the third quarter

### SINGLE-GAME HIGHS

**TACKLES: 10 at BUF** (9/13/15)

**SACKS: 1.0 vs. NYJ** (9/21/15)

**FF: 0**

**FR: 1 at MIN** (12/18/16)

**INT: 0**

**PD: 1, three times** (Last: at JAX 10/2/16)

of a Week 15 victory at Minnesota (12/18).

### 2015 (COLTS):

- Started all nine contests he participated in at defensive tackle during his rookie season. Finished the year with 37 tackles (31 solo), 1.0 sack, 5.0 tackles for loss and two passes defended.
- Started his first career game at defensive tackle in a Week 1 loss at Buffalo (9/13) and posted 10 tackles (eight solo) while adding 3.0 tackles for loss.
- In a Week 2 loss against the New York Jets (9/21), finished the game with seven tackles (six solo), 1.0 sack and 2.0 tackles for loss. On New York's third possession

of the game, he logged his first career sack for a one-yard loss, which forced an eventual Jets punt.

- Started at defensive tackle in a Week 4 win against Jacksonville (10/4) and totaled five solo tackles.

- In a Week 8 overtime loss at Carolina (11/2), started at defensive tackle and notched five tackles (four solo).

- Placed on injured reserve on November 10.

### COLLEGE:

- Completed his career at



Stanford with 140 tackles (76 solo), 17.0 sacks, one forced fumble, one fumble recovery and seven passes defended in 48 career games (35 starts).

- Earned several accolades as a fifth year senior, including First Team All-Pac-12, First Team Pac-12 All-Academic, *SI.com* All-America honorable mention and Phil Steele First Team All-Pac-12 honors.
- In 2014, recorded 65 tackles (40 solo), 15.0 tackles for loss, 8.5 sacks and two passes defended in 13 games played.
- Competed in eight games and totaled 19 tackles (eight solo), 4.0 tackles for loss and 3.0 sacks in 2013.
- In 2012, started in all 14 contests and totaled 50 tackles (27 solo), 13.0 tackles for loss, 5.5 sacks, one forced fumble and five passes defended.
- Earned First Team Pac-12 All-Academic honors and was named a Second Team All-Pac-12 selection.
- Received the Tommy Vardell Award for excellence in athletics and academics.
- Competed in all 13 games and registered six tackles and one fumble recovery in 2011.

## PERSONAL:

- Played at Woodward (Ga.) High School and was rated as the nation's 27th-best defensive player by *Rivals.com*.
- Completed his prep career with 183 tackles and 20.5 sacks.
- Led Woodward to Region 4AAA runner-up finishes in 2008 and 2009.
- Was an *Atlanta Journal Constitution* first-team all-state selection as well as a three-time South Fulton Neighbor All-South Metro and a two-time all-4AAA region choice.
- Played in the 2010 Offense-Defense All-American

Bowl.

- Also lettered in basketball and track and field. Won the state championship and broke the school record in shot put.
- As a senior, finished with 81 tackles, 14.0 tackles for loss, 9.5 sacks, two fumble recoveries and six passes defended.
- Was a volunteer for Trinity House and purchased Christmas gifts for young men in foster care.
- Majored in political science at Stanford.
- Was born in Atlanta.

## GETTING TO KNOW HENRY ANDERSON

**Favorite team and/or athlete outside of football:**

Tiger Woods

**Favorite musician and/or song:** Zac Brown Band

**Hobbies outside of football:** Playing golf

**What is something interesting about you that most people may not know:** Swimming was my main sport as a kid

**Favorite food:** Cheeseburgers

**Favorite vacation spot:** Cancun

**If you could have lunch with three people, living or dead, who would they be:** Charles Barkley, Jimmy Fallon and Kevin Hart

**Favorite movie:** *American Gangster*

**What's the one thing you couldn't live without:** Family

2016 GAME-BY-GAME STATISTICS

Date/Opp.	GP	GS	Solo	Asst.	Total	Sacks	PD	FF	FR	INT	Yds	Avg.	LG	TD
9/11 vs. DET						INACTIVE								
9/18 @ DEN						INACTIVE								
9/25 vs. SD	1	0	2	1	3	0.0	0	0	0	0	0	0.0	0	0
10/2 @ JAX (UK)	1	0	1	0	1	0.0	1	0	0	0	0	0.0	0	0
10/9 vs. CHI	1	0	0	0	0	0.0	0	0	0	0	0	0.0	0	0
10/16 @ HOU	1	0	1	0	1	0.0	0	0	0	0	0	0.0	0	0
10/23 @ TEN						INACTIVE								
10/30 vs. KC						INACTIVE								
11/6 @ GB						INACTIVE								
11/20 vs. TEN	1	0	0	0	0	0.0	0	0	0	0	0	0.0	0	0
11/24 vs. PIT	1	0	1	1	2	0.0	0	0	0	0	0	0.0	0	0
12/5 @ NYJ	1	0	0	0	0	0.0	0	0	0	0	0	0.0	0	0
12/11 vs. HOU	1	0	1	1	2	0.0	0	0	0	0	0	0.0	0	0
12/18 @ MIN	1	0	0	0	0	0.0	0	0	1	0	0	0.0	0	0
12/24 @ OAK														
1/1 vs. JAX														
2016 TOTALS	9	0	6	3	9	0.0	1	0	1	0	0	0.0	0	0

CAREER REGULAR SEASON STATISTICS

Year	GP	GS	Solo	Asst.	Total	Sacks	PD	FF	FR	INT	Yds	Avg.	LG	TD
2016 IND	9	0	6	3	9	0.0	1	0	1	0	0	0.0	0	0
2015 IND	9	9	31	6	37	1.0	2	0	0	0	0	0.0	0	0
TOTAL	18	9	37	9	46	1.0	3	0	1	0	0	0.0	0	0

**56**  
**OLB**

# AKEEM AYERS

**6-3 • 255 • UCLA**

**NFL EXP:** 6 (1st Year with Colts)

**HOW ACQUIRED:** FA – 2016

**BORN:** 7/10/89

**GP/GS (POSTSEASON):** 89/57 (3/0)

## CAREER TRANSACTIONS:

- Signed by the Colts as a free agent on September 6, 2016.
- Released by the Los Angeles Rams on September 3, 2016.
- Signed by the Rams as an unrestricted free agent on March 12, 2015.
- Acquired by the New England Patriots in a trade with the Tennessee Titans in exchange for a sixth round pick in the 2015 NFL draft on October 22, 2014.
- Selected by the Titans in the second round (39th overall) of the 2011 NFL draft.

## 2016 (COLTS):

- Saw his first action in a Colts uniform in a Week 1 loss against Detroit (9/11). Finished with one tackle.
- In a Week 2 loss at Denver (9/18), compiled one tackle.
- Finished with one quarterback hit and one special teams tackle in a Week 3 win against San Diego (9/25).
- Compiled three tackles, 1.0 sack, one quarterback hit and one special teams stop in a Week 4 loss at Jacksonville (10/2).
- In a Week 5 victory against Chicago (10/9), finished with one pass defended.
- Finished with one tackle in a Week 6 loss at Houston (10/16).
- Compiled one tackle, 1.0 sack, 1.0 tackle for loss and one quarterback hit in a Week 7 win at Tennessee (10/23).
- In a Week 8 loss against Kansas City (10/30), finished with three tackles (two solo).
- Saw action at linebacker and on special teams in a Week 9 win at Green Bay (11/6) and finished with one special teams stop.
- In a Week 11 victory against Tennessee (11/20), competed at linebacker and on special teams, but did not register a tackle.
- Posted two tackles in a Week 12 loss against Pittsburgh (11/24).
- Saw action at outside linebacker in a Week 13 victory at the New York Jets (12/5), but did not record a tackle.
- In a Week 14 loss against Houston (12/11), finished with two tackles, one interception and one pass

## SINGLE-GAME HIGHS

**TACKLES:** 17 vs. DET (9/23/12)

**SACKS:** 1.0, 15 times (Last: at TEN 10/23/16)

**FF:** 1, four times (Last: at MIN 11/8/15)

**FR:** 1 at SEA (12/27/15)

**INT:** 1, four times (Last: vs. HOU 12/11/16)

**PD:** 3 vs. SF (11/1/15)

defended. Recorded his first interception of the season and the fourth of his career when he picked off Brock Osweiler in the second quarter.

- In a Week 15 victory at Minnesota (12/18), contributed with two tackles and one special teams stop.

## 2015 (RAMS):

- Started 10-of-16 games played, recording 47 tackles (35 solo), 3.0 tackles for loss, 0.5 sacks, five passes defended, three quarterback hits, one forced fumble and three fumble recoveries.
- Produced a season-high three passes defended to go along with one solo tackle against San Francisco (11/1).
- Combined for eight tackles (five solo) at Cincinnati (11/29).
- Posted the most productive outing of the season at Seattle (12/27), registering eight tackles (four solo), 0.5 sacks for a 6.5-yard loss, two quarterback hits, two fumble recoveries and one pass defense.

## 2014 (TITANS/PATRIOTS):

- Was active in two of the Tennessee's first seven games, seeing action as a reserve on special teams against Dallas (9/14) and Cleveland (10/5).
- Competed in nine games (four starts) for New England, combining for 17 tackles (13 solo), 6.0 tackles for loss, 4.0 sacks, one interception, one pass defense and five quarterback hits.
- Registered five tackles (two solo), 1.0 sack for a nine-yard loss and one quarterback hit in his team debut against Chicago (10/26).
- Recorded three solo tackles, 1.0 sack for a nine-yard loss and one special teams tackle against Denver (11/2).
- Picked off his only pass of the season at San Diego (12/7), adding two tackles (one solo) and one

quarterback hit.

- Helped his team win Super Bowl XLIX, appearing in three postseason contests as he recorded one quarterback hit in a reserve role.

### 2013 (TITANS):

- Started 14-of-16 games played, posting 49 tackles (37 solo), 5.0 tackles for loss, 1.0 sack, one interception, five passes defended, seven quarterback hits and one forced fumble.
- Led the team in tackles as he hit the double-digit mark with 10 (seven solo) against San Francisco (10/20).
- Recorded seven tackles (six solo), 1.0 tackle for loss and two quarterback hits against Indianapolis (11/14).
- Forced two turnovers against Houston (12/29), registering an interception and a forced fumble to go along with three solo tackles.

### 2012 (TITANS):

- Started 13-of-16 games played, leading the team in tackles with 104 (66 solo) and ranking second in sacks with a career-high 6.0.
- Registered one interception, eight passes defended, 10 quarterback hits, 8.0 tackles for loss and one forced fumble.
- Combined for 11 tackles (six solo) against New England (9/9).
- Totaled nine tackles (eight solo) and one pass defense at San Diego (9/16).
- Compiled a career-high 17 tackles (11 solo), 1.0 sack and one pass defense against Detroit (9/23).
- Posted sacks in back-to-back weeks against Indianapolis (10/28) and Chicago (11/4).

### 2011 (TITANS):

- Started all 16 games played as a rookie, leading Titans linebackers with 71 tackles (48 solo), 6.0 tackles for loss, 2.0 sacks, one pass defense, four quarterback hits, one forced fumble and one fumble recovery.
- Notched seven tackles (three solo) and one quarterback hit in his NFL debut at Jacksonville (9/11).
- Registered his second sack of the season for a nine-yard loss at Carolina (11/13), adding six solo tackles, one quarterback hit, one fumble recovery, one pass defense and one special teams tackle.
- Posted a season-high eight tackles (six solo) against Tampa Bay (11/27).

### COLLEGE:

- Started 28-of-37 games played over three seasons at UCLA, totaling 183 tackles (128 solo), 29.5 tackles for loss, 14.0 sacks, six interceptions for 100 return yards and three return touchdowns.
- Earned Third Team Associated Press All-America honors, Phil Steele All-American second-team accolades and First Team All-PAC-10 recognition as a junior in 2010.
- Started all 12 games played as a junior, ranking fourth on the team in tackles with 68 (45 solo), including 10.0 tackles for loss, 4.0 sacks and two interceptions.
- Named Honorable Mention All-PAC-10 and was a first-team sophomore All-America selection by *CollegeFootballNews.com* in 2009.
- Tied a UCLA record with two touchdowns on interceptions and scored three defensive touchdowns overall (one fumble return).
- Recorded a career-high 75 tackles (55 solo), 14.5 tackles for loss, 6.0 sacks and four interceptions.
- Appeared in 12 games (three starts) as a redshirt freshman in 2008, posting 40 tackles (28 solo), 5.0 tackles for loss and 4.0 sacks.
- Earned Honorable Mention All-PAC-10 honors and was named to the *Rivals.com* PAC-10 All-Freshman team.
- Redshirted in 2007.

### PERSONAL:

- Attended Verbum Dei High School in Los Angeles, Calif. lettering three seasons playing defensive end, linebacker and wide receiver.
- Earned *Long Beach Press-Telegram* Best in the West first-team honors and was named first-team all-state and defensive player of the year.
- Helped lead Verbum Dei to a CIF Mid-Valley Championship title.
- Totaled 94 tackles and 2.0 sacks to go along with 21 receptions for 413 yards (19.7 avg.) and nine touchdowns as a senior in 2006.
- Majored in history.
- A native of Los Angeles.

## GETTING TO KNOW AKEEM AYERS

### Favorite team and/or athlete outside of football:

Los Angeles Lakers/Kobe Bryant

Favorite musician and/or song: Kanye West

Hobbies outside of football: Art

Favorite food: Italian

Favorite vacation spot: Maui

Favorite movie: *Remember the Titans*

What's the one thing you couldn't live without: Air conditioner

2016 GAME-BY-GAME STATISTICS

Date/Opp.	GP	GS	Solo	Asst.	Total	Sacks	PD	FF	FR	INT	Yds	Avg.	LG	TD
9/11 vs. DET	1	0	1	0	1	0.0	0	0	0	0	0	0.0	0	0
9/18 @ DEN	1	0	1	0	1	0.0	0	0	0	0	0	0.0	0	0
9/25 vs. SD	1	0	0	0	0	0.0	0	0	0	0	0	0.0	0	0
10/2 @ JAX (UK)	1	0	3	0	3	1.0	0	0	0	0	0	0.0	0	0
10/9 vs. CHI	1	0	0	0	0	0.0	1	0	0	0	0	0.0	0	0
10/16 @ HOU	1	0	0	1	1	0.0	0	0	0	0	0	0.0	0	0
10/23 @ TEN	1	0	1	0	1	1.0	0	0	0	0	0	0.0	0	0
10/30 vs. KC	1	0	2	1	3	0.0	0	0	0	0	0	0.0	0	0
11/6 @ GB	1	0	0	0	0	0.0	0	0	0	0	0	0.0	0	0
11/20 vs. TEN	1	0	0	0	0	0.0	0	0	0	0	0	0.0	0	0
11/24 vs. PIT	1	0	1	1	2	0.0	0	0	0	0	0	0.0	0	0
12/5 @ NYJ	1	0	0	0	0	0.0	0	0	0	0	0	0.0	0	0
12/11 vs. HOU	1	0	0	2	2	0.0	1	0	0	1	25	25.0	25	0
12/18 @ MIN	1	0	2	0	2	0.0	0	0	0	0	0	0.0	0	0
12/24 @ OAK														
1/1 vs. JAX														
2016 TOTALS	14	0	11	5	16	2.0	2	0	0	1	25	25.0	25	0

CAREER REGULAR SEASON STATISTICS

Year	GP	GS	Solo	Asst.	Total	Sacks	PD	FF	FR	INT	Yds	Avg.	LG	TD
2016 IND	14	0	11	5	16	2.0	2	0	0	1	25	25.0	25	0
2015 STL	16	10	35	12	47	0.5	5	1	3	0	0	0.0	0	0
2014 TEN/NE	11	4	13	4	17	4.0	1	0	0	1	0	0.0	0	0
2013 TEN	16	14	37	12	49	1.0	5	1	0	1	5	5.0	5	0
2012 TEN	16	13	66	38	104	6.0	8	1	0	1	2	2.0	2	0
2011 TEN	16	16	48	23	71	2.0	1	1	1	0	0	0.0	0	0
TOTAL	89	57	210	94	304	15.5	22	4	4	4	32	8.0	25	0

CAREER POSTSEASON STATISTICS

Year	GP	GS	Solo	Asst.	Total	Sacks	PD	FF	FR	INT	Yds	Avg.	LG	TD
2014 NE	3	0	0	0	0	0	0	0	0	0	0	0	0	0
TOTAL	3	0	0	0	0	0	0	0	0	0	0	0	0	0

SPECIAL TEAMS TACKLES: 15 (2016 - 4, 2014 - 6, 2011 - 5)

ADDITIONAL STATISTICS: Recovered a fumble for a touchdown at Seattle (12/27/15).

63

C

## AUSTIN BLYTHE



6-3 • 298 • IOWA

NFL EXP: Rookie

HOW ACQUIRED: D7 – 2016 (248th overall)

BORN: 6/16/92

GP/GS (POSTSEASON): 8/1 (0/0)

## CAREER TRANSACTIONS:

- Selected by the Colts in the seventh round (248th overall) of the 2016 NFL Draft.

## 2016 (COLTS):

- Listed as inactive for a Week 1 loss against Detroit (9/11).
- Was inactive for a Week 2 loss at Denver (9/18).
- Saw action in his first career NFL game as an eligible lineman and on special teams in a Week 3 win against San Diego (9/25).
- Made his first career start at right guard in a Week 4 loss against Jacksonville (10/2). Blocked for quarterback Andrew Luck to throw for 234 yards and two touchdowns.
- In a Week 5 victory against Chicago (10/9), saw action on special teams.
- Competed on special teams in a Week 6 loss at Houston (10/16) and returned one kickoff for 10 yards.
- In a Week 7 win at Tennessee (10/23), saw action on special teams.
- Participated on special teams in a Week 8 loss against Kansas City (10/30).
- Competed on special teams in a Week 9 win at Green Bay (11/6).
- Listed as inactive for a Week 11 victory against Tennessee (11/20).
- Was inactive for a Week 12 loss against Pittsburgh (11/24).
- Listed as inactive for a Week 13 win at the New York Jets (12/5).
- Was inactive for a Week 14 loss against Houston (12/11).
- Participated on special teams in a Week 15 victory at Minnesota (12/18).

## COLLEGE:

- Saw action in 52 games (51 starts) as a four-year starter and helped bolster a Hawkeye offensive line that allowed the team to start the 2015 season 12-0 and earn a spot in the Big Ten Championship and Rose Bowl games.
- Started all 14 games in 2015 and captained a Hawkeye team that began the season 12-0 and earned Big Ten Championship and Rose Bowl game

berths.

- Received the Iron Hawk Award, Offense "Extra Heartbeat" Award and was one of three finalists for the Rimington Trophy given annually to the nation's top center.
- Was an All-America third-team selection by The Associated Press and *Athlon Sports*, an All-America fourth-team choice by Phil Steele and All-America honorable mention accolades by *SI.com*.
- In 2014, started all 13 games, including six games at center, one game at right guard and the final six games at left guard.
- Started all 13 games at center in 2013 and helped the Hawkeyes to an 8-4 record and an Outback Bowl appearance as a redshirt sophomore.
- Played in 10 games (nine starts) at right guard as a redshirt freshman in 2012.
- Redshirted during his freshman season at Iowa in 2011.

## PERSONAL:

- Attended Williamsburg (Iowa) High School where he was a senior captain, two-time first team all-state selection, three-time first team all-district selection, *Parade* All-America honorable mention selection and an Ed Thomas Award nominee.
- Helped lead his squad to the playoffs in 2008, 2009 and 2010 while compiling a 28-5 record over that span.
- Totalled 123 tackles, 40.0 tackles for loss, 14.0 sacks and three fumble recoveries during his high school career.
- A member of the high school wrestling team where he earned three consecutive state heavyweight wrestling titles and placed second as a freshman.
- Was named High School Wrestler of the Year as a senior by the *Iowa City Press-Citizen* and compiled a 187-11 prep wrestling record.
- Holds the state record with 143 career pins.
- Earned three varsity letters in football and four in both wrestling and track.
- A communication studies major.
- A native of Williamsburg, Iowa.



**CAREER GP/GS (POSTSEASON):**

2016 IND:8/1

**TOTAL: 8/1**

GETTING TO KNOW AUSTIN BLYTHE	
<b>Favorite team and/or athlete outside of football:</b> Cael Sanderson	<b>Favorite vacation spot:</b> Lake of the Ozarks, Missouri
<b>Favorite music genre and/or song:</b> Country music	<b>If you could have lunch with three people, living or dead, who would they be:</b> Abraham Lincoln, Franklin Delano Roosevelt and John F. Kennedy
<b>Hobbies outside of football:</b> Movies, reading and video games	<b>Favorite movie:</b> Any Marvel movie
<b>What is something interesting about you that most people may not know:</b> I like to read	<b>What's the one thing you couldn't live without:</b> Books
<b>Favorite food:</b> Homemade burgers	

# 11

WR

## QUAN BRAY



5-10 • 186 • AUBURN

NFL EXP: 2 (2nd Year with Colts)

HOW ACQUIRED: FA – 2015

BORN: 4/28/93

GP/GS (POSTSEASON): 15/0 (0/0)

### CAREER TRANSACTIONS:

- Signed from the Colts practice squad to the active roster on October 27, 2015.
- Signed to the Colts practice squad on September 6, 2015.
- Waived by the Colts on September 5, 2015.
- Signed by the Colts as an undrafted free agent on May 5, 2015.

### 2016 (COLTS):

- In a Week 1 loss against Detroit (9/11), totaled two punt returns for 13 yards and added one kickoff return for 25 yards.
- Caught his first career pass for a seven-yard gain in the team's Week 2 loss at Denver (9/18). Also added two kickoff returns for 47 yards.
- Finished with one punt return and one kickoff return for 18 yards in a Week 3 win against San Diego (9/25).
- In a Week 4 loss at Jacksonville (10/2), tallied two punt returns for 18 yards and added one kickoff return for 39 yards.
- Caught two passes for 29 yards and added one punt return for 20 yards and two kickoff returns for 52 yards in a Week 5 victory against Chicago (10/9).
- In a Week 6 loss at Houston (10/16) finished with one punt return for seven yards and two kickoff returns for 50 with a long of 29 yards. Left the game with an ankle injury in the second half.
- Placed on Injured Reserve on October 18.

### 2015 (COLTS):

- Competed in nine games in his rookie season serving primarily as the team's kickoff and punt returner. Finished the season with 21 kickoff returns for 570 yards (27.1 avg.) with a long return of 60 yards. Also added 21 punt returns for 166 yards (7.9 avg.) with a long return of 33 yards.
- His 27.1-yard kickoff return average ranked sixth in the NFL and first in the AFC among players with 20-or-more returns.
- In his first career NFL game, served as the team's kickoff returner and posted the team's season-high of 127 yards on four returns in a Week 8 overtime loss at Carolina (11/2). His 45-yard kickoff return in overtime was the second-longest for the team this

### SINGLE-GAME HIGHS

**REC: 2 vs. CHI** (10/9/16)  
**YARDS: 29 vs. CHI** (10/9/16)  
**TDS.: 0**  
**LG: 22 vs. CHI** (10/9/16)  
**RUSH: 1 vs. CHI** (10/9/16)  
**YARDS: 7 vs. CHI** (10/9/16)  
**TDS.: 0**  
**LG: 7 vs. CHI** (10/9/16)  
**KO RET.: 4, two times** (Last: vs. TB 11/29/15)  
**KO RET. AVG. (MIN 3): 31.8 at CAR** (11/2/15)  
**KO RET. TDS: 0**  
**KO RET. LONG: 60 at PIT** (12/6/15)  
**PUNT RET.: 4, two times** (Last: vs. HOU 12/20/15)  
**PUNT RET. AVG. (MIN 3): 16.8 vs. HOU** (12/20/15)  
**PUNT RET. TDS: 0**  
**PUNT RET. LONG: 33 vs. HOU** (12/20/15)

season and led to an Adam Vinatieri field goal.

- Totaled two kickoff returns for 70 yards (35.0 avg.) and added four punt returns for 17 yards in a Week 11 win at Atlanta (11/22).
- Finished with one punt return for 20 yards and added four kickoff returns for 84 yards in a Week 12 victory against Tampa Bay (11/29).
- In a Week 13 loss at Pittsburgh (12/6), totaled three kickoff returns for 93 yards with a long of 60. The 60-yard return was the longest for the team this season.
- In a Week 15 loss against Houston (12/20), returned four punts for 67 yards (16.8 avg.) with a long of 33 yards and contributed with three kickoff returns for 80 yards (26.7 avg.). Returned a punt 33 yards in the second quarter, which was the longest punt return for the team dating back to Dec. 15, 2013. He added 19 yards on his next return and finished with 67 in the game. That total is tied for the most in a contest dating back to Nov. 25, 2012.

### COLLEGE:

- Registered 90 receptions for 849 yards and seven touchdowns at Auburn.
- Ranks third in school history in punt return average (10.09) among players with at least 50 returns and eighth in punt return yardage (565).
- As a senior in 2014, finished second in the nation in punt returns (18.1) and was a Second Team All-SEC

- selection as a return specialist, voted by the league's coaches.
- Became the first player in Auburn history to score a rushing, receiving and punt return touchdown in the same season.

**PERSONAL:**

- Played at Troup County High School in LaGrange, Ga.
- Registered 1,300 rushing yards and 300 receiving yards as a senior.
- As a junior, accounted for 2,128 yards and 28 touchdowns.
- Listed as the nation's No. 5 athlete by *ESPN.com*.
- Ranked as the nation's No. 5 all-purpose back, the No. 8 player from the state of Georgia and the 109th best player nationally by *Rivals.com*.
- Was selected to play in the 2011 Under Armour All-America game following his senior season.
- Read books to elementary students as part of the 2015 Colts Day in Schools event.
- Volunteered to construct a new playground at an elementary school for the 2015 Colts Playground Build event.
- Graduated with a degree in public administration from Auburn.
- A native of LaGrange, Ga.

**GETTING TO KNOW QUAN BRAY**

**Favorite team and/or athlete outside of football:**  
Mike Vick

**Hobbies outside of football:** Playing basketball and travel

**Favorite food:** Chicken dressing

**Favorite vacation spot:** Miami

**If you could have lunch with three people, living or dead, who would they be:** Notorious B.I.G., Lauren London and Christina Milian

**Favorite movie:** *The Wood*

**What's the one thing you couldn't live without:**  
Faith

2016 GAME-BY-GAME STATISTICS

Date/Opp.	RECEIVING					RUSHING				
	GP	GS	No.	Yards	Avg.	LG	TD	No.	Yards	Avg.
9/11 vs. DET	1	0	0	0	0.0	0	0	0	0	0.0
9/18 @ DEN	1	0	1	7	7.0	7	0	0	0	0.0
9/25 vs. SD	1	0	0	0	0.0	0	0	0	0	0.0
10/2 @ JAX (UK)	1	0	0	0	0.0	0	0	0	0	0.0
10/9 vs. CHI	1	0	2	29	14.5	22	0	1	7	7.0
10/16 @ HOU	1	0	0	0	0.0	0	0	0	0	0.0
10/23 @ TEN	INJURED RESERVE									
10/30 vs. KC	INJURED RESERVE									
11/6 @ GB	INJURED RESERVE									
11/20 vs. TEN	INJURED RESERVE									
11/24 vs. PIT	INJURED RESERVE									
12/5 @ NYJ	INJURED RESERVE									
12/11 vs. HOU	INJURED RESERVE									
12/18 @ MIN	INJURED RESERVE									
12/24 @ OAK										
1/1 vs. JAX										
2016 TOTALS	6	0	3	36	12.0	22	0	1	7	7.0

CAREER REGULAR SEASON STATISTICS

Year	RECEIVING					RUSHING				
	GP	GS	No.	Yards	Avg.	LG	TD	No.	Yards	Avg.
2016 IND	6	0	3	36	12.0	22	0	1	7	7.0
2015 IND	9	0	0	0	0.0	0	0	0	0	0.0
TOTAL	15	0	3	36	12.0	22	0	1	7	7.0

CAREER REGULAR SEASON RETURN STATISTICS

Year	GP	GS	PR	FC	Yards	Avg.	LG	TD	KR	Yards	Avg.	LG	TD
2016 IND	6	0	7	8	58	8.5	20	0	9	231	25.7	39	0
2015 IND	9	0	21	7	166	7.9	33	0	21	570	27.1	60	0
TOTAL	15	0	28	15	224	8.0	33	0	30	801	26.7	60	0

20  
CB

## DARIUS BUTLER



5-10 • 188 • CONNECTICUT

NFL EXP: 8 (5th Year with Colts)

HOW ACQUIRED: FA – 2012

BORN: 3/18/86

GP/GS (POSTSEASON): 108/37 (8/2)

### CAREER TRANSACTIONS:

- Signed by the Colts as a free agent on September 25, 2012.
- Waived by the Carolina Panthers on August 31, 2012.
- Claimed off waivers by the Panthers on September 8, 2011.
- Waived by the New England Patriots on September 7, 2011.
- Originally selected by the Patriots in the second round (41st overall) of the 2009 NFL Draft.

### 2016 (COLTS):

- Listed as inactive for a Week 1 loss against Detroit (9/11).
- In a Week 2 loss at Denver (9/18), totaled one tackle, one interception and one pass defended. Grabbed the team's first interception of the season and the 13th of his career when he stepped in front of a Trevor Siemian pass in the second quarter. The interception led to a Colts field goal.
- Listed as inactive for a Week 3 win against San Diego (9/25).
- Was inactive for a Week 4 loss at Jacksonville (10/2).
- In a Week 5 victory against Chicago (10/9), recorded six solo tackles and added one forced fumble.
- Registered five tackles (three solo) in a Week 6 loss at Houston (10/16). Competed in his 100th career game.
- Finished with five tackles (four solo) and one pass defended in a Week 7 win at Tennessee (10/23).
- Started at nickel in a Week 8 loss against Kansas City (10/30) and totaled three solo tackles and one quarterback hit.
- In a Week 9 win at Green Bay (11/6), started at cornerback and finished with two tackles, one interception and one pass defended. The interception also ended Aaron Rodgers' streak of consecutive passes without a pick (133).
- Finished with four tackles (two solo) in a Week 11 victory against Tennessee (11/20).
- Tallied three solo tackles and one pass defended starting at safety in a Week 12 loss against Pittsburgh (11/24).
- In a Week 13 victory at the New York Jets (12/5), recorded two solo tackles, two passes defended and

### SINGLE-GAME HIGHS

**TACKLES: 9 vs. JAX** (10/4/15)

**SACKS: 0.0**

**FF: 1, six times** (Last: vs. CHI 10/9/16)

**FR: 1, four times** (Last: at JAX 9/21/14)

**INT: 2, two times** (Last: vs. HOU 12/15/13)

**PD: 3, two times** (Last: vs. HOU 12/15/13)

one interception. Picked off Jets quarterback Ryan Fitzpatrick in the second quarter for the team's first takeaway of the game. The pick was the third for Butler this season and the 15th of his career.

- Started at safety in a Week 14 loss against Houston (12/11) and finished with one tackle and one pass defended.
- Posted one tackle starting at safety in a Week 15 victory at Minnesota (12/18).

### 2015 (COLTS):

- Competed in 14 games (two starts) and finished with 49 tackles (37 solo), one interception, four passes defended and two forced fumbles.
- Earned AFC Defensive Player of the Week honors following a Week 9 performance against Denver.
- Started at left cornerback in the team's Week 1 loss at Buffalo and finished with eight tackles (four solo) and one forced fumble.
- In a Week 4 win against Jacksonville (10/4), totaled nine tackles (six solo) and one forced fumble.
- Totaled two tackles, one interception and one pass defended in a Week 9 victory against Denver (11/8). Intercepted Peyton Manning at the six-minute mark in the fourth quarter, giving the Colts possession at the Broncos 49-yard line. Indianapolis never relinquished the ball as his pick sealed the 27-24 win. Earned AFC Defensive Player of the Week honors for his performance.
- Made his second start of the season at left cornerback in a Week 15 loss against Houston (12/20) and totaled four tackles (three solo).
- In a Week 17 win against Tennessee (1/3/16), compiled seven tackles (four solo) and 1.0 tackle for loss.

### 2014 (COLTS):

- Competed in 14 games (four starts) and recorded 47

tackles (41 solo), eight passes defended, two forced fumbles and one fumble recovery. In three postseason games, contributed with five tackles (four solo), one forced fumble and one pass defended.

- Made his first start of the season at cornerback in a Week 2 meeting against Philadelphia (9/15). Finished the game with five solo tackles and two passes defended.
- In a Week 3 victory at Jacksonville (9/21), compiled two tackles while adding one fumble recovery in the second quarter. The recovery led to Indianapolis' third touchdown of the game and a 30-0 lead at halftime.
- In a Week 8 loss at Pittsburgh (10/26), compiled a season-high seven tackles (five solo) and one forced fumble in the third quarter, which was recovered by safety Mike Adams. The Colts tallied a touchdown on the following drive.
- Registered three tackles and one pass defended in a Week 9 victory at the New York Giants (11/3). Was part of a defense that held the Giants to 89 rushing yards.
- In a Week 13 victory against Washington (11/30), finished with six solo tackles and one pass defended.
- Finished with five tackles and one pass defended starting at right cornerback in a Week 14 win at Cleveland (12/7). Was part of a secondary that held the Browns to 137 net passing yards.
- Tallied three solo tackles and forced a fumble in the fourth quarter of a Week 16 loss at Dallas (12/21). The fumble was recovered by teammate D'Qwell Jackson. The turnover stalled a potential Dallas scoring drive and gave Indianapolis the ball at their own 15-yard line.
- Competed at cornerback during the team's AFC Wild Card Playoff victory against Cincinnati (1/4/15) and totaled two tackles.
- In the team's AFC Divisional Playoff win at Denver (1/11/15), compiled two tackles, 1.0 tackle for loss and one pass defended.
- Started at free safety in the team's AFC Championship Game loss at New England (1/18/15) and finished with one tackle.

### 2013 (COLTS):

- Played in 16 games (seven starts) and recorded 52 tackles (43 solo), four interceptions (one returned for a touchdown), one fumble recovery and 15 passes defended. Also contributed with five special teams tackles.
- Saw action in the secondary and on special teams during the team's Week 2 loss against Miami (9/15). Finished the game with one tackle, one pass defended, one special teams stop and contributed with his first career punt return of nine yards.
- In a Week 4 victory against Jacksonville (9/29), intercepted a Blaine Gabbert pass and returned it 41 yards for a touchdown to give the Colts a 10-3 lead in the second quarter. It was the fourth interception

return for a touchdown in his career. For the second consecutive year, he returned an interception for a touchdown against the Jaguars in Jacksonville. Also contributed with four solo tackles and two special teams stops.

- In a Week 5 victory against Seattle (10/6), made his first start of the season at cornerback and intercepted a Russell Wilson pass on Seattle's final drive of the game to help seal the win. The interception was the ninth of his career and his second in as many games. Also contributed with two tackles and two passes defended.
- Contributed with five tackles and three passes defended in a Week 7 victory against Denver (10/20). Was part of a secondary that held the Broncos and quarterback Peyton Manning to 2013 single-game first half lows in net yards (134) and net passing yards (101).
- Compiled two tackles and one pass defended in the team's Week 11 victory at Tennessee (11/14). Made two crucial plays in the fourth quarter on Tennessee's second to last drive of the game. On second down, dove to deflect a pass, which prevented a first down. On the next play tracked down Titans wide receiver Kendall Wright following an 11-yard reception and stopped him short of a first down to force a punt.
- Started his first game of the season at left cornerback in the team's Week 13 win against Tennessee (12/1). Led the secondary and tied a career-high with eight tackles (six solo) while adding one pass defended. Also contributed with one special teams tackle.
- Finished with one tackle, two interceptions and tied a career-high with three passes defended, starting at cornerback in a Week 15 victory against Houston (12/15). Intercepted his third pass of the season in the second quarter, which led to a Colts field goal and a 10-3 lead. His second interception of the game also came in the second quarter, marking his second career multiple-interception contest (11/18/12 at Jacksonville).
- Led the secondary and tied a career-high with eight tackles (six solo) while contributing with two passes defended and one fumble recovery starting at left cornerback in a Week 17 win against Jacksonville (12/29). The fumble recovery was his first of the season and the third of his career. It also led to a Colts touchdown on the ensuing offensive possession.
- Tallied five tackles (four solo) and one pass defended during the team's AFC Wild Card Playoff win against Kansas City (1/4/14).
- Started his first career postseason contest during the team's AFC Divisional Playoff loss at New England (1/11/14). Compiled four tackles (three solo) and one pass defended.

### 2012 (COLTS):

- Signed by the Colts as a free agent on September 25 and totaled 30 tackles (23 solo), seven passes

defensed, four interceptions, including two returned for touchdowns, one forced fumble and one fumble recovery in 11 games played (four starts). Added five special teams stops.

- Saw significant time in the secondary during a Week 9 contest against Miami (11/4) and totaled two tackles and one pass defensed. Also added two special teams stops.
- Made his first start as a member of the Colts at Jacksonville (11/8) and contributed with four tackles, two interceptions and one fumble recovery. On his first interception in the third quarter, he returned the pick 11 yards for a touchdown. The interceptions were the fourth and fifth of his career and his first since 2009. It was the first two-interception, pick-six performance for a member of the Colts since December 7, 2008 and the first three takeaway game since 1986. Was named AFC Defensive Player of the Week for his performance.
- Started at right cornerback at New England (11/18) and contributed with six tackles (four solo) and one forced fumble.
- Notched an interception, two tackles and one pass defensed against Tennessee (12/9). The interception led to an Adam Vinatieri 40-yard field goal and gave the Colts a 27-23 lead.
- Intercepted a Brady Quinn pass on the Chiefs first offensive possession of the game and returned it 32 yards for a touchdown and a Colts 7-0 lead at Kansas City (12/23). The pick was the team's fourth interception return for a touchdown, the fourth pick of the season for Butler and his second interception return for a touchdown. Butler's four interceptions set a new career-high (previous best was three in 2009). The team's four interception returns for a touchdown also tied a franchise best (1959, '65, '68, '75 and '96).
- Saw action in the team's AFC Wild Card Playoff loss at Baltimore (1/6/13) and totaled four solo tackles.

#### **2011 (PANTHERS):**

- Played in 13 games with six starts after being claimed off waivers from New England in September.
- Registered 29 tackles (26 solo) and seven passes defensed, while adding two special teams tackles.

#### **2010 (PATRIOTS):**

- Played in 15 games with three starts, recording 28 tackles (26 solo) and six passes defensed.
- Also saw action in one postseason contest against the New York Jets (1/16/11), where he made one solo tackle.

#### **2009 (PATRIOTS):**

- Played in 14 games with five starts.
- Posted 33 tackles (29 solo), three interceptions, including one returned for a touchdown, and eight passes defensed.
- Returned five kickoffs for 104 yards.
- Intercepted his first career pass when he picked off

Kerry Collins in his first NFL start against Tennessee (10/18).

- At Houston (1/3/10), picked off a pass from quarterback Matt Schaub and returned it 91 yards for a touchdown. It was the fourth-longest interception return in New England Patriots history.
- Competed in the team's AFC Wild Card Playoff contest against Baltimore (1/10/10).

#### **COLLEGE:**

- Started all 45 games he played in at Connecticut.
- Tallied 180 tackles, three forced fumbles, 10 interceptions, including two returned for touchdowns, and 26 passes defensed.
- Averaged 25.6 yards on 35 kickoff returns with one touchdown.
- Earned First Team All-Big East Conference honors as a senior in 2008.
- Started 10 games and collected 40 tackles and four passes defensed.
- Returned 20 kickoffs for 471 yards.
- Saw action on offense at wide receiver, scoring one receiving touchdown and one rushing touchdown.
- Started 13 games as a junior in 2007.
- Produced 54 tackles, two forced fumbles, two interceptions and seven passes defensed.
- Tied for the team lead with four interceptions as a sophomore in 2006.
- As a freshman in 2005, ranked first on the team with four interceptions and eight passes defensed.
- Returned an interception 86 yards for a touchdown and a kickoff 90 yards for a score to become the first Husky to have a defensive and special teams touchdown in the same season.
- Redshirted as a true freshman in 2004.

#### **PERSONAL:**

- Attended Coral Springs (Fla.) Charter School.
- Takes part in the Colts Community Ticket Block program and donates gameday experience packages as part of the Darius Butler Foundation.
- Volunteered to package meals at the 2015 Colts Million Meal Marathon.
- In 2015, shopped for the holidays with underserved children as part of the Shop with a Colt event. Also participated in teammate Vontae Davis' holiday shopping event.
- Majored in sociology at Connecticut.
- A native of Tamarac, Fla.



## GETTING TO KNOW DARIUS BUTLER

### Favorite team and/or athlete outside of football:

Miami Heat and LeBron James

**Hobbies outside of football:** Playing basketball and playing cards

**What is something interesting about you**

**that most people may not know:** I speak four languages fluently

**Favorite food:** Lasagna

**Favorite vacation spot:** Jamaica

**If you could have lunch with three people, living or dead, who would they be:** Barack Obama, Muhammad Ali and Bill Gates

**Favorite movie:** *Blow*

**What's the one thing you couldn't live without:** My kids

#### 2016 GAME-BY-GAME STATISTICS

Date/Opp.	GP	GS	Solo	Asst.	Total	Sacks	PD	FF	FR	INT	Yds	Avg.	LG	TD
9/11 vs. DET						INACTIVE								
9/18 @ DEN	1	1	1	0	1	0.0	1	0	0	1	19	19.0	19	0
9/25 vs. SD						INACTIVE								
10/2 @ JAX (UK)						INACTIVE								
10/9 vs. CHI	1	0	6	0	6	0.0	0	1	0	0	0	0.0	0	0
10/16 @ HOU	1	0	3	2	5	0.0	0	0	0	0	0	0.0	0	0
10/23 @ TEN	1	0	4	1	5	0.0	1	0	0	0	0	0.0	0	0
10/30 vs. KC	1	1	3	0	3	0.0	0	0	0	0	0	0.0	0	0
11/6 @ GB	1	1	1	1	2	0.0	1	0	0	1	0	0.0	0	0
11/20 vs. TEN	1	0	2	2	4	0.0	0	0	0	0	0	0.0	0	0
11/24 vs. PIT	1	1	3	0	3	0.0	1	0	0	0	0	0.0	0	0
12/5 @ NYJ	1	0	2	0	2	0.0	2	0	0	1	0	0.0	0	0
12/11 vs. HOU	1	1	1	0	1	0.0	1	0	0	0	0	0.0	0	0
12/18 @ MIN	1	1	1	0	1	0.0	0	0	0	0	0	0.0	0	0
12/24 @ OAK														
1/1 vs. JAX														
2016 TOTALS	11	6	27	6	33	0.0	7	1	0	3	19	6.3	19	0

#### CAREER REGULAR SEASON STATISTICS

Year	GP	GS	Solo	Asst.	Total	Sacks	PD	FF	FR	INT	Yds	Avg.	LG	TD
2016 IND	11	6	27	6	33	0.0	7	1	0	3	19	6.3	19	0
2015 IND	14	2	37	12	49	0.0	4	2	0	1	0	0.0	0	0
2014 IND	14	4	41	6	47	0.0	8	2	1	0	0	0.0	0	0
2013 IND	16	7	43	9	52	0.0	15	0	1	4	79	19.8	41L	1
2012 IND	11	4	23	7	30	0.0	7	1	1	4	101	25.3	51	2
2011 CAR	13	6	26	3	29	0.0	7	0	0	0	0	0.0	0	0
2010 NE	15	3	26	2	28	0.0	6	0	1	0	0	0.0	0	0
2009 NE	14	5	29	4	33	0.0	8	0	0	3	81	30.3	91L	1
TOTAL	108	37	252	49	301	0.0	62	6	4	15	290	19.3	91L	4

#### CAREER REGULAR SEASON RETURN STATISTICS

Year	GP	GS	PR	FC	Yards	Avg.	LG	TD	KR	Yards	Avg.	LG	TD
2013 IND	2	0	1	0	9	9.0	9	0	0	0	0.0	0	0
2009 NE	14	5	0	0	0	0.0	0	0	5	104	20.8	26	0
TOTAL	16	5	1	0	9	9.0	9	0	5	104	20.8	26	0

#### CAREER POSTSEASON STATISTICS

Year	GP	GS	Solo	Asst.	Total	Sacks	PD	FF	FR	INT	Yds	Avg.	LG	TD
2014 IND	3	1	4	1	5	0.0	1	1	0	0	0	0.0	0	0
2013 IND	2	1	7	2	9	0.0	2	0	0	0	0	0.0	0	0
2012 IND	1	0	4	0	4	0.0	0	0	0	0	0	0.0	0	0
2010 NE	1	0	1	0	1	0.0	0	0	0	0	0	0.0	0	0
2009 NE	1	0	1	0	1	0.0	0	0	0	0	0	0.0	0	0
TOTAL	8	2	17	3	20	0.0	3	1	0	0	0	0.0	0	0

SPECIAL TEAMS TACKLES: 12 (2013 - 5, 2012 - 5, 2011 - 2)

60  
G

## ISIAH CAGE



6-5 • 312 • WISCONSIN-EAU CLAIRE

NFL EXP: Rookie

HOW ACQUIRED: FA-2016

BORN: 8/26/93

GP/GS (POSTSEASON): 0/0 (0/0)

### CAREER TRANSACTIONS:

- Signed by the Colts as an undrafted free agent on May 3, 2016.

### 2016 (COLTS):

- Placed on Injured Reserve on June 7.

### COLLEGE:

- Spent three seasons at Wisconsin-Eau Claire and played in 27 games (24 starts), earning All-Wisconsin Intercollegiate Athletic Conference honors three times.
- Started all eight games he played in as a senior at left tackle and received Honorable Mention All-WIAC honors.
- Saw action in 10 contests (nine starts) at left tackle in 2014 and was tabbed a Second Team All-WIAC selection.
- In first season at Wisconsin-Eau Claire, played in nine games with seven starts at left tackle, earning All-WIAC second-team honors.
- Spent two seasons at Concordia University in St. Paul, Minn. prior to Wisconsin-Eau Claire.
- In 2012, played in 10 games (four starts) at left tackle and allowed just 1.5 sacks.
- Redshirted his initial collegiate season in 2011.

### PERSONAL:

- Attended Percy L. Julian High School in Chicago and earned all-conference and all-city honors.
- Was a team captain who helped his squad earn a 7-2 record and a conference championship his senior season.
- Did not play organized football until his junior year.
- Was an honor roll student and principal scholar in 2010.
- Majored in criminal justice at Wisconsin-Eau Claire.
- A native of Chicago.

### CAREER GP/GS (POSTSEASON):

2016 IND: 0/0

TOTAL: 0/0

**43**  
**OLB**



## CHRIS CARTER

**6-1 • 245 • FRESNO STATE**

**NFL EXP:** 6 (1st Year with Colts)

**HOW ACQUIRED:** FA – 2016

**BORN:** 4/6/89

**GP/GS (POSTSEASON):** 60/4 (1/0)

### CAREER TRANSACTIONS:

- Signed by the Colts as a free agent on October 13, 2016.
- Released by the Baltimore Ravens on October 12, 2016.
- Signed by the Ravens as a free agent on December 21, 2015.
- Released by the Cincinnati Bengals on December 15, 2015.
- Signed by the Bengals as a free agent on December 3, 2014.
- Released by the Colts on October 6, 2014.
- Signed by the Colts as a free agent on September 10, 2014.
- Released by the Pittsburgh Steelers on August 30, 2014.
- Selected by the Steelers in the fifth round (162nd overall) of the 2011 NFL Draft.

### 2016 (RAVENS/COLTS):

- Appeared in the first five games with Baltimore and notched two special teams tackles.
- Competed in his first contest with the Colts on special teams in a Week 6 loss at Houston (10/16).
- In a Week 7 win at Tennessee (10/23), finished with one tackle.
- Participated on special teams in a Week 8 loss against Kansas City (10/30) and recovered an onside kick.
- Was inactive for a Week 9 win at Green Bay (11/6).
- Competed on special teams in a Week 11 victory against Tennessee (11/20) and finished with one tackle.
- Saw action on special teams in a Week 12 loss against Pittsburgh (11/24). Did not record a tackle.
- In a Week 13 victory at the New York Jets (12/5), participated on special teams and finished with three stops.
- Participated on special teams in a Week 14 loss against Houston (12/11).
- Competed on special teams before leaving the game with a shoulder injury in the third quarter.

### 2015 (BENGALS/RAVENS):

- Spent the majority of the season with the Bengals, seeing action in 13 contests and totaling six tackles

### SINGLE-GAME HIGHS

**TACKLES:** 9 vs. JAX (10/4/15)

**SACKS:** 0.0

**FF:** 1, six times (Last: vs. CHI 10/9/16)

**FR:** 1, four times (Last: at JAX 9/21/14)

**INT:** 2, two times (Last: vs. HOU 12/15/13)

**PD:** 3, two times (Last: vs. HOU 12/15/13)

(four solo), one quarterback hit and two fumble recoveries.

- Produced his best outing in the season opener at Oakland (9/13), totaling three tackles (two solo) and one special teams tackle.
- Finished the season with the Ravens, appearing in two games as a reserve and special teams contributor.

### 2014 (COLTS/BENGALS):

- Competed at linebacker and on special teams in his only game with the Colts against Tennessee (9/28).
- Saw action on special teams in three games with the Bengals, recording three special teams stops.
- Made his NFL postseason debut, competing on special teams, at Indianapolis in an AFC Wild Card contest (1/4/15).

### 2013 (STEELERS):

- Appeared in 13 games (one start), recording one solo tackle, one fumble recovery and four special teams tackles.
- Recovered a fumble against Cleveland (12/29).

### 2012 (STEELERS):

- Started three-of-eight contests, registering five tackles (two solo), one pass defended and three special teams tackles.
- Totaled three tackles (one solo) and one pass defended at Oakland (9/23).

### 2011 (STEELERS):

- Saw action in eight games in his rookie season, posting two tackles (one solo) and one special teams stop.

COLLEGE:

- Started 38-of-49 games played at Fresno State, compiling 205 tackles (116 solo), 38.0 tackles for loss, 19.5 sacks, one pass defended and seven forced fumbles.
- Posted 11.0 sacks, earning Western Athletic Conference Defensive Player of the Year recognition by league coaches as a senior in 2010.

PERSONAL:

- Attended Henry J. Kaiser High School in Fontana, Calif. and posted 106 tackles and 21.0 sacks as a senior and 89 tackles, 13.0 sacks and one blocked punt as a junior.
- Earned defensive league MVP, all-state third-team honors and All-California Interscholastic Federation accolades.
- A native of Fontana, Calif.

GETTING TO KNOW CHRIS CARTER

**Favorite team and/or athlete outside of football:**  
Kobe Bryant/Los Angeles Lakers

**Favorite musician and/or song:** Stevie Wonder

**Hobbies outside of football:** Golf

**What is something interesting about you that most people may not know:** I'm getting my MBA right now at the University of Miami

**Favorite food:** Sushi

**Favorite vacation spot:** London

**If you could have lunch with three people, living or dead, who would they be:** My grandfather, President Barack Obama and Maya Angelou

**Favorite movie:** *Man on Fire*

**What are two things you couldn't live without:** My cell phone and apple juice

2016 GAME-BY-GAME STATISTICS

Date/Opp.	GP	GS	Solo	Asst.	Total	Sacks	PD	FF	FR	INT	Yds	Avg.	LG	TD
9/11 vs. BUF	1	0	0	0	0	0.0	0	0	0	0	0	0.0	0	0
9/18 @ CLE	1	0	0	0	0	0.0	0	0	0	0	0	0.0	0	0
9/25 @ JAX	1	0	0	0	0	0.0	0	0	0	0	0	0.0	0	0
10/2 vs. OAK	1	0	0	0	0	0.0	0	0	0	0	0	0.0	0	0
10/9 vs. WAS	1	0	0	0	0	0.0	0	0	0	0	0	0.0	0	0
10/16 @ HOU	1	0	0	0	0	0.0	0	0	0	0	0	0.0	0	0
10/23 @ TEN	1	0	1	0	1	0.0	0	0	0	0	0	0.0	0	0
10/30 vs. KC	1	0	0	0	0	0.0	0	0	0	0	0	0.0	0	0
11/6 @ GB	INACTIVE													
11/20 vs. TEN	1	0	0	0	0	0.0	0	0	0	0	0	0.0	0	0
11/24 vs. PIT	1	0	0	0	0	0.0	0	0	0	0	0	0.0	0	0
12/5 @ NYJ	1	0	0	0	0	0.0	0	0	0	0	0	0.0	0	0
12/11 vs. HOU	1	0	0	0	0	0.0	0	0	0	0	0	0.0	0	0
12/18 @ MIN	1	0	0	0	0	0.0	0	0	0	0	0	0.0	0	0
12/18 @ OAK														
12/24 @ JAX														
2016 TOTALS	13	0	1	0	1	0.0	0	0	0	0	0	0.0	0	0

CAREER REGULAR SEASON STATISTICS

Year	GP	GS	Solo	Asst.	Total	Sacks	PD	FF	FR	INT	Yds	Avg.	LG	TD
2016 BAL/IND	13	0	1	0	1	0.0	0	0	0	0	0	0.0	0	0
2015 CIN/BAL	15	0	4	2	6	0.0	0	0	2	0	0	0.0	0	0
2014 IND/CIN	4	0	0	0	0	0.0	0	0	0	0	0	0.0	0	0
2013 PIT	13	1	0	1	0.0	0	0	1	0	0	0.0	0	0	0
2012 PIT	8	3	2	3	5	0.0	1	0	0	0	0	0.0	0	0
2011 PIT	8	0	1	1	2	0.0	0	0	0	0	0	0.0	0	0
TOTAL	61	4	9	6	15	0.0	1	0	3	0	0	0.0	0	0

CAREER POSTSEASON STATISTICS

Year	GP	GS	Solo	Asst.	Total	Sacks	PD	FF	FR	INT	Yds	Avg.	LG	TD
2014 CIN	1	0	0	0	0	0.0	0	0	0	0	0	0.0	0	0
TOTAL	1	0	0	0	0	0.0	0	0	0	0	0	0.0	0	0

SPECIAL TEAMS TACKLES: 21 (2016 - 6, 2015 - 4, 2014 - 3, 2013 - 4, 2012 - 3, 2011 - 1)

# 74 T



## ANTHONY CASTONZO

**6-7 • 311 • BOSTON COLLEGE**

**NFL EXP:** 6 (6th Year with Colts)

**HOW ACQUIRED:** D1 – 2011 (22nd overall)

**BORN:** 8/9/88

**GP/GS (POSTSEASON):** 87/87 (6/6)

### CAREER TRANSACTIONS:

- Selected by the Colts in the first round (22nd overall) of the 2011 NFL Draft.

### PRO CAREER:

- Has started all 87 games he has played in during his NFL career.
- Played and started in 66 consecutive games, dating back to his rookie season in 2011. His streak ended following a Week 11 victory at Atlanta on Nov. 22, 2015.
- Participated in 1,090 offensive plays in 2014, which led all NFL players.
- Assisted a Colts offense that set a franchise single-season record for net yards (6,506) and net passing yards (4,894) in 2014.
- Blocked for quarterback Andrew Luck (2012-14) who has thrown for the most passing yards (12,957) in the first three seasons of a quarterback's career in NFL history.
- Part of an offensive line that assisted the Colts in averaging 27.5 rushing attempts and 104.4 rushing yards per game in 2012.
- Caught his first career pass for a one-yard touchdown on Nov. 16, 2014 against New England. He was the first Colts offensive lineman to score a touchdown dating back to 2008.

### 2016 (COLTS):

- Started at left tackle in a Week 1 loss against Detroit (9/11) and blocked for an offense that posted 450 net yards as quarterback Andrew Luck logged 385 passing yards and four touchdowns.
- In a Week 2 loss at Denver (9/18), blocked for an offense that totaled 253 net yards.
- Assisted the Colts offense in totaling 410 net yards starting at left tackle in a Week 3 win against San Diego (9/25).
- Started at left tackle in a Week 4 loss at Jacksonville (10/2). Blocked for quarterback Andrew Luck to throw for 234 yards and two touchdowns.
- Provided time for the Colts offense to total 396 net yards, starting at left tackle in a Week 5 victory against Chicago (10/9).
- In a Week 6 loss at Houston (10/16), started at left tackle and blocked for running back Frank Gore who

logged the team's first 100-yard game (106) in 55 consecutive regular season games.

- Blocked for a Colts offense that totaled 422 net yards, starting at left tackle in a Week 7 win at Tennessee (10/23). Assisted Andrew Luck who threw for 353 yards and three touchdowns.
- Started at left tackle in a Week 8 loss against Kansas City (10/30) and provided time for Andrew Luck to throw for 210 yards and two touchdowns.
- Provided time for Andrew Luck to throw for 281 yards and two touchdowns in a Week 9 win at Green Bay (11/6). Also blocked for Frank Gore to total 60 rushing yards and two rushing touchdowns.
- In a Week 11 victory against Tennessee (11/20), started at left tackle and blocked for an offense that recorded 327 net yards as Andrew Luck threw for 262 yards and two touchdowns.
- Started at left tackle and blocked for Scott Tolzien to throw for 205 yards and one touchdown in a Week 12 loss against Pittsburgh (11/24).
- In a Week 13 win at the New York Jets (12/5), started at left tackle and blocked for a Colts offense that generated 421 yards (282 passing and 139 rushing).
- Provided time for the Colts to total 348 net yards in a Week 14 loss against Houston (12/11) starting at left tackle.
- Started at left tackle in a Week 15 victory at Minnesota (12/18) and opened lanes for 161 net rushing yards, including 101 from Frank Gore. Also blocked for Andrew Luck who threw for 250 yards and two touchdowns.

### 2015 (COLTS):

- Started 13 games at left tackle and was inactive for another three contests due to injury. Blocked for a Colts offense that totaled 5,142 yards of net offense and assisted running back Frank Gore who posted the most rushing yards in a season for a Colts running back (967) dating back to 2007.
- Assisted a Colts offense that totaled 378 net yards starting at left tackle in a Week 3 win at Tennessee (9/27). Opened rushing lanes for Frank Gore to compile 86 yards and two rushing touchdowns.
- Started at left tackle in a Week 4 victory against Jacksonville (10/4) and provided time for Matt

Hasselbeck to complete 30 passes for 282 yards and one touchdown as the offense compiled 326 net yards.

- Opened rushing lanes for running back Frank Gore to total 98 rushing yards and one touchdown in a Week 5 win at Houston (10/8). The 98 yards are the most for a Colts running back in a single game dating back to 2012. Also blocked for quarterback Matt Hasselbeck who threw for 213 yards and two touchdowns.
- Started at left tackle in a Week 6 loss against New England (10/18) and blocked for a Colts offense that topped 400 net yards (409) for the first time all season. Provided time for quarterback Andrew Luck to throw for 312 yards and three touchdowns.
- In a Week 7 loss against New Orleans (10/25), started at left tackle and assisted an offense that totaled 376 yards as quarterback Andrew Luck totaled 333 passing yards and three touchdowns.
- Provided time for quarterback Andrew Luck to throw for 252 yards and two touchdowns starting at left tackle in a Week 9 victory against Denver (11/8). Also opened rushing lanes for Frank Gore to finish with 83 yards and one touchdown on 28 carries.
- Started at left tackle and blocked for quarterback Matt Hasselbeck who completed 23-of-32 passes for 213 yards and two touchdowns in a Week 11 win at Atlanta (11/22).
- In a Week 17 victory against Tennessee (1/3/16), started at left tackle and assisted a Colts offense that logged 327 yards. Provided time for quarterbacks Josh Freeman and Ryan Lindley to throw for 207 combined yards and two touchdowns.

#### 2014 (COLTS):

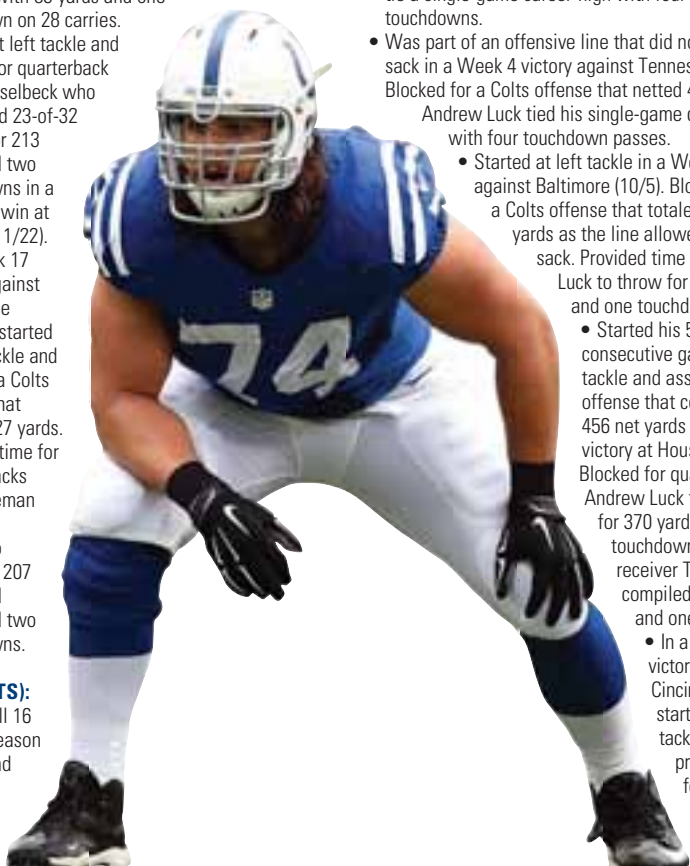
- Started all 16 regular season games and three

#### QUICK HITS

Castonzo participated in 1,090 offensive plays in 2014, which led all NFL players. He played and started in 66 consecutive games, dating back to his rookie season in 2011. The streak ended following a Week 11 victory at Atlanta in 2015.

postseason contests at left tackle. Was part of an offensive line that assisted the offense in setting a single-season franchise record for net yards (6,506).

- Started at left tackle in the season opener at Denver (9/7) and helped the team compile 408 net yards. Blocked for Andrew Luck to complete 35-of-53 passes for 370 yards and two touchdowns in the loss.
- Was part of an offensive line that did not allow a sack in Week 2 against Philadelphia (9/15). Helped block for a rushing attack that generated 169 net yards.
- Started at left tackle in a Week 3 win at Jacksonville (9/21) and provided time for the offense to finish with 529 net yards (385 passing, 144 rushing), which is the 10th highest total for a single game in team history. Blocked for Andrew Luck to tie a single-game career-high with four passing touchdowns.
- Was part of an offensive line that did not allow a sack in a Week 4 victory against Tennessee (9/28). Blocked for a Colts offense that netted 498 yards as Andrew Luck tied his single-game career-high with four touchdown passes.
  - Started at left tackle in a Week 5 victory against Baltimore (10/5). Blocked for a Colts offense that totaled 432 net yards as the line allowed only 1.0 sack. Provided time for Andrew Luck to throw for 312 yards and one touchdown.
    - Started his 50th consecutive game at left tackle and assisted a Colts offense that compiled 456 net yards in a Week 6 victory at Houston (10/9). Blocked for quarterback Andrew Luck to throw for 370 yards and three touchdowns as wide receiver T.Y. Hilton compiled 223 yards and one score.
    - In a Week 7 victory against Cincinnati (10/19), started at left tackle and provided time for the Colts to record 506 net yards and





27 first downs. Assisted Andrew Luck who threw for his franchise-tying fifth consecutive 300-plus yard passing performance (344).

- Started at left tackle in a Week 9 win at the New York Giants (11/3) and assisted a Colts offense that totaled 443 net yards as Andrew Luck tied his single-game career-high with four passing touchdowns. Was part of an offensive line that allowed only 1.0 sack.
- In a Week 11 loss against New England (11/16), started at left tackle and blocked for Andrew Luck to record his eighth consecutive game with 300-plus passing yards. Caught his first career pass, which went for a one-yard touchdown in the fourth quarter. It was the first touchdown from a Colts offensive lineman dating back to Dec. 28, 2008 when Jamey Richard recovered a fumble for a touchdown against the Tennessee Titans.
- Started at left tackle and helped the offense total 389 yards of net offense in a Week 12 victory against Jacksonville (11/23). The team's 175 rushing yards was the highest total of the season and the most dating back to a Sept. 22, 2013 win at San Francisco (184).
- Blocked for a Colts offense that compiled 487 net yards starting at left tackle in a Week 13 win against Washington (11/30). It was the team's ninth 400-plus net yard performance, which set a franchise single-season record. Provided time for Andrew Luck to throw for 370 yards as he set a career-high with five touchdown passes.
- Started at left tackle in a Week 17 victory at Tennessee (12/28) and blocked for Andrew Luck to set a franchise single-season record in passing yards (4,761) as the Colts totaled 378 yards of net offense.
- In the team's AFC Wild Card Playoff victory against Cincinnati (1/4/15), was part of an offensive line that assisted the team in compiling 482 net yards, the third-highest total for a single postseason game in franchise history. The unit allowed only 1.0 sack and blocked for Andrew Luck to throw for 376 yards and one touchdown.
- Started at left tackle in the team's AFC Divisional Playoff win at Denver (1/11/15) and was part of an offensive line that did not allow a sack as the team compiled 364 net yards. Blocked for Andrew Luck to throw for 265 yards while adding two touchdown passes.
- In the team's AFC Championship Game loss at New England (1/18/15), started at left tackle and blocked for the Colts to total 209 yards of net offense.

### 2013 (COLTS):

- Started all 16 games at left tackle for the second consecutive year. Provided time for the Colts to average 341.8 net yards per game, which included a 108.9 rushing average, the team's highest mark since 2006.
- In the team's Week 3 win at San Francisco (9/22),

blocked for Indianapolis' leading rusher, Ahmad Bradshaw (95 yards). Also provided time for quarterback Andrew Luck to throw for 159 yards on 17 completions.

- Blocked for a Colts rushing attack that totaled 157 net yards in a 37-3 victory at Jacksonville (9/29). It marked the fourth consecutive game the team topped the 100-yard rushing plateau. Also provided time for quarterback Andrew Luck to compile 257 passing yards on 21 completions.
- Blocked for a Colts offense that registered 317 net yards in a Week 5 victory against Seattle (10/6). Provided time for quarterback Andrew Luck to complete 16 passes for 229 yards and two touchdowns, including a 73-yard touchdown strike to wide receiver T.Y. Hilton.
- In a Week 7 victory against Denver (10/20), assisted quarterback Andrew Luck in throwing for 228 yards and three touchdowns while blocking for Luck's third quarter rushing touchdown. Also opened rushing lanes for the Colts to tally 121 yards as a team marking the sixth game of the season Indianapolis finished with 100-plus rushing yards.
- Opened rushing lanes for the Colts to record their seventh 100-plus rushing yard game (137) of the season in a win at Tennessee (11/14). Also assisted quarterback Andrew Luck in throwing for 232 yards en route to the team's 366 net yard performance.
- Blocked for a Colts offense that registered its eighth 100-yard rushing contest of the season in a 22-14 win against Tennessee (12/1). Also provided time for quarterback Andrew Luck to throw for 200 yards in the victory.
- Was part of an offensive line that did not allow a sack and blocked for quarterback Andrew Luck to throw for 326 yards and four touchdowns in a Week 14 loss at Cincinnati (12/8).
- In a Week 15 win against Houston (12/15), blocked for the Colts to register 152 rushing yards, the team's ninth 100-plus-yard rushing performance of the season. Provided time for quarterback Andrew Luck to throw for 180 yards and two touchdowns in the win.
- In a Week 16 win at Kansas City, started at left tackle and opened rushing lanes for an offense that recorded 135 yards, which was the team's 10th 100-yard rushing performance this season. Also blocked for quarterback Andrew Luck to throw for 241 yards and one touchdown.
- Started at left tackle during the team's AFC Wild Card Playoff win against Kansas City (1/4/14) and was part of an offensive line that allowed only 1.0 sack while assisting a Colts offense that recorded 536 total net yards, which set a franchise record for a postseason game and tied for the ninth-most in NFL postseason history. Also blocked for quarterback Andrew Luck who threw for 443 yards and four touchdowns, which were both the second-highest totals for a postseason game in team history.

- In the team's AFC Divisional Playoff loss at New England (1/11/14), started at left tackle and provided time for a Colts offense that totaled 386 net yards as quarterback Andrew Luck threw for 331 yards and two touchdowns in the loss.

## 2012 (COLTS):

- Started all 16 games at left tackle.
- Blocked for quarterback Andrew Luck who set then-season highs in completions (31), attempts (55) and passing yards (362) against Green Bay (10/7).
- Blocked for a Colts rushing attack that totaled 148 yards against Cleveland (10/21).
- Paved the way for the Colts to generate a season-high 171 rushing yards en route to 457 net yards at Tennessee (10/28).
- Provided time for the Colts to total 516 net yards, including Andrew Luck's career-high 433 passing yards in a 23-20 Week 9 victory over Miami (11/4).
- Helped the Colts total 459 yards of net offense at Detroit (12/2). Provided time for quarterback Andrew Luck who threw for 391 yards and four touchdowns in the victory.
- Opened rushing lanes for running back Vick Ballard to post his first career 100-yard outing at Houston (12/16).
- Blocked for quarterback Andrew Luck to throw for 205 yards and set a new NFL single-season record for passing yards by a rookie quarterback in a playoff-clinching victory at Kansas City (12/23).
- Made a start at left tackle at Baltimore (1/6/13) in his first career playoff game. Provided time for the Colts to generate 419 net yards, including 91 rushing yards by running back Vick Ballard.

## 2011 (COLTS):

- In his rookie season, started all 12 games he participated in at left tackle and was inactive for another four. Was not flagged for a single holding penalty during the season.
- Made his NFL debut at Houston (9/11).
- Opened holes for running backs Joseph Addai and Delone Carter to combine for 25 carries for 110 yards (4.4 avg.) against Cleveland (9/18).
- Blocked for running back Joseph Addai to rush 17 times for 86 yards against Pittsburgh (9/25). Was part of an offensive line that allowed only 1.0 sack.
- Provided time for quarterback Dan Orlovsky to set a career-high and Colts season-high with 353 passing yards at New England (12/4).
- Opened running lanes for the Colts to set a season-high in rushing yards (205) while running back Donald Brown set a career-high with 161 yards against Tennessee (12/18).

## COLLEGE:

- Set a school record with 54 career starts on the offensive line at Boston College.
- Was a team captain as a senior and allowed only

1.0 sack during the season. Helped running back Montel Harris lead the conference in rushing while Boston College running backs totaled nine 100-plus yard outings.

- Was a third-team All-America selection by The Associated Press and an All-Atlantic Coast Conference first-team pick.
- As a junior, allowed only 1.0 sack and was an All-ACC first-team selection and *SI.com* honorable mention All-America choice.
- Was a Second Team All-ACC selection and All-Sophomore first-team choice by the *College Football News* in his second year.
- Started every game as a true freshman and was an All-ACC Freshman Team pick by *Sporting News*.
- Holds a degree in biochemistry.
- Was a Rhodes Scholarship candidate, a National Football Foundation National Scholar-Athlete and a finalist for the William V. Campbell Trophy and Lowe's Senior CLASS Award.

## PERSONAL:

- Attended Lake Zurich (Ill.) High School and competed at offensive tackle and defensive tackle while playing basketball and earning all-conference honors in discus.
- Was an Illinois State Athletic Scholar.
- His father, Bill, played football at Illinois and brother, Bill, Jr., played at Drake.
- Regularly supports Riley Hospital for Children through the Miracle Ride and visits to patients.
- Celebrated the USO's 75th anniversary and the 50th anniversary between the organization and the NFL when he traveled to Japan to visit servicemen and women.
- Participated in the Colts annual playground build.
- Takes part as a Colts Community Ticket Block sponsor.
- Supports the Colts holiday shopping spree for low-income youth.
- Supports Kids' Voice of Indiana and was the host for the 2013 Golf Classic.
- Has volunteered at the Humane Society of Indianapolis.
- Was a drill leader for the Riley Hospital Change the Play Kickoff event.
- Born in Hawthorn Woods, Ill.

## CAREER GP/GS (POSTSEASON):

2016 IND: 14/14

2015 IND: 13/13

2014 IND: 16/16 (3/3)

2013 IND: 16/16 (2/2)

2012 IND: 16/16 (1/1)

2011 IND: 12/12

**TOTAL: 87/87 (6/6)**

## GETTING TO KNOW ANTHONY CASTONZO

**Favorite team and/or athlete outside of football:**

Chicago Bulls

**Favorite music:** Anything but country

**Hobbies outside of football:** Cooking, eating and anything with food. Also movies.

**Favorite food:** Mom's Sunday red gravy

**Favorite movie:** *The Godfather: Part II*

**What's the one thing you couldn't live without:**

Water

# 62

## T

# Le'RAVEN CLARK



**6-5 • 319 • TEXAS TECH**

**NFL EXP:** Rookie

**HOW ACQUIRED:** D3 – 2016 (82nd overall)

**BORN:** 4/22/93

**GP/GS (POSTSEASON):** 6/1 (0/0)

### CAREER TRANSACTIONS:

- Selected by the Colts in the third round (82nd overall) of the 2016 NFL Draft.

### 2016 (COLTS):

- Made his NFL debut in a Week 1 loss against Detroit (9/11) and saw action on special teams.
- Listed as inactive for a Week 2 loss at Denver (9/18).
- Was inactive for a Week 3 win against San Diego (9/25).
- Competed on special teams in a Week 4 loss at Jacksonville (10/2).
- Was inactive for a Week 5 victory against Chicago (10/9).
- Listed as inactive for a Week 6 loss at Houston (10/16).
- Competed on special teams in a Week 7 win at Tennessee (10/23).
- Was inactive for a Week 8 loss against Kansas City (10/30).
- Saw action on the offensive line and on special teams in a Week 9 win at Green Bay (11/6).
- Listed as inactive for a Week 11 victory against Tennessee (11/20).
- Was inactive for a Week 12 loss against Pittsburgh (11/24).
- Listed as inactive for a Week 13 victory at the New York Jets (12/5).
- Saw action at right tackle filling in for injuries in a Week 14 loss against Houston (12/11).
- Made his first career NFL start at right tackle in a Week 15 victory at Minnesota (12/18). Opened lanes for the Colts to total 161 net rushing yards, including 101 from Frank Gore. Provided time for Andrew Luck to throw for 250 yards and two touchdowns.

### COLLEGE:

- Anchor of the Red Raider offensive line that started all 51 games of his four-year collegiate career.
- Earned Second Team All-America honors from CBS Sports following his senior season.
- Was tabbed a three-time All-Big 12 first-team selection by the Associated Press in each of his three seasons playing at left tackle from 2013-15.
- In 2015, served as one of five team captains and started all 13 games at left tackle en route to

earning Second Team All-America honors from CBS Sports.

- Was named a First Team All-Big 12 choice for the third consecutive season by the league's coaches, ESPN and The Associated Press.
- Started 12 games at left tackle in 2014, helping to pave the way for Texas Tech's first 1,000-yard rusher (DeAndre Washington) since 2008.
- Earned All-Big 12 first-team honors for the second straight year.
- Moved over to left tackle from the right guard position in 2013 and started all 13 games there.
- Earned First Team All-Big 12 honors from The Associated Press and All-Big 12 second team honors from the league's coaches in 2013.
- Played guard his freshman year in 2012 and earned First Team Freshman All-America honors from the Football Writers Association of America.
- Started 13 games at right guard and was part of an offensive line that helped pave the way for Red Raider running backs to rush for 1,674 yards during the regular season.
- Redshirted his initial collegiate season in 2011 and was a member of the scout team.

### PERSONAL:

- Attended Rockdale (Texas) High School where he was named an Under Armour All-American.
- Ranked a four-star prospect by *Scout.com* and a three-star recruit by *Rivals.com* and *ESPN.com*.
- Tabbed an all-state selection as a senior.
- Earned District 23-3A honors on both the offensive and defensive lines his junior and senior years.
- Majored in general studies at Texas Tech.
- A Native of Rockdale, Texas.

### CAREER GP/GS (POSTSEASON):

2016 IND: 6/1

**TOTAL: 6/1**

## GETTING TO KNOW Le'RAVEN CLARK

**Favorite team and/or athlete outside of football:**

Team USA and Rodney Brown

**Favorite musician and/or song:** Lil Boosie

**Hobbies outside of football:** Fishing, hunting and furniture making

**What is something interesting about you that**

**most people may not know:** I make furniture

**Favorite food:** Cornbread and milk

**Favorite vacation spot:** My home of Rockdale, Texas

**If you could have lunch with three people, living or dead, who would they be:** Bill Dance, Bernie Mac and Red Foxx

**Favorite movie:** *Forrest Gump*

**What's the one thing you couldn't live without:** Football

# 58

## OLB

# TRENT COLE



**PRO BOWL**  
2 (2007, 09)



**6-3 • 270 • CINCINNATI**

**NFL EXP:** 12 (2nd Year with Colts)

**HOW ACQUIRED:** FA – 2015

**BORN:** 10/5/82

**GP/GS (POSTSEASON):** 174/153 (8/8)

### CAREER TRANSACTIONS:

- Signed by the Colts as a free agent on March 10, 2015.
- Released by the Philadelphia Eagles on March 4, 2015.
- Selected by the Eagles in the fifth round (146th overall) of the 2005 NFL Draft.

### PRO CAREER:

- Earned Pro Bowl honors twice in Philadelphia following the 2007 and 2009 seasons. Also garnered Associated Press Second-Team All-Pro honors in 2009.
- His 85.5 career sacks in Philadelphia rank second in team history, trailing only Pro Football Hall of Famer Reggie White (124.0).
- Posted double-digit sack numbers in three consecutive seasons from 2009-2011. Also posted double digit sacks in 2007 when he got to the quarterback 12.5 times. The only player with more double-digit sack seasons in Eagles history is Reggie White (eight).
- His 20 career multiple-sack games in Philadelphia rank third all-time in team history behind Reggie White (38) and Clyde Simmons (21).
- Was named to *USA Today's* All-Joe team in three consecutive seasons from 2006-08.
- His 155 career regular season games played rank ninth in Eagles franchise history. He only missed four games due to injury in 10 seasons with the team.
- Has sacked 54 different quarterbacks in his career.
- His 19 forced fumbles rank third all-time in Eagles history.

### 2016 (COLTS):

- In a Week 1 loss against Detroit (9/11), finished with two tackles and 1.0 tackle for loss.
- Listed as inactive for a Week 2 loss at Denver (9/18).
- Finished with one tackle in a Week 3 win against San Diego (9/25).
- Placed on Injured Reserve on September 27.
- Activated from Injured Reserve on December 1.
- In a Week 13 victory at the New York Jets (12/5), started at RUSH linebacker and finished with two tackles and one pass defended.
- Started at RUSH linebacker in a Week 14 loss against Houston (12/11) and totaled five tackles, 1.0 sack, 1.0 tackle for loss and one quarterback hit. Posted his first sack of the season and his first

### SINGLE-GAME HIGHS

**TACKLES: 13 at MIN** (10/28/07)

**SACKS: 3.5 vs. DET** (9/23/07)

**FF: 1, 21 times** (Last: at JAX 12/13/15)

**FR: 3 vs. CIN** (12/13/12)

**INT: 1 at NYG** (12/17/06)

**PD: 1, 20 times** (Last: at NYJ 12/5/16)

dating back to 2015 (Week 15 vs. Houston) when he dropped Brock Osweiler for an 11-yard loss in the fourth quarter. The sack led to a Texans field goal.

- Finished with one tackle starting at RUSH linebacker in a Week 15 victory at Minnesota (12/18).

### 2015 (COLTS):

- Competed in 14 games (five starts) and registered 46 tackles (26 solo), 3.0 sacks, 6.0 tackles for loss, three passes defended and one forced fumble.
- In a Week 2 loss against the New York Jets (9/21), compiled six tackles (two solo).
- Started at RUSH linebacker in a Week 4 win against Jacksonville (10/4) and compiled five tackles (three solo), 1.0 tackle for loss and one pass defended.
- In a Week 8 overtime loss at Carolina (11/2), finished with two tackles, one pass defended and one forced fumble.
- Totaled three tackles, 1.0 sack and four quarterback hits in a Week 12 victory against Tampa Bay (11/29). Registered his first sack as a member of the Colts in the fourth quarter when he dropped Jameis Winston for a nine-yard loss. Winston became the 51st different quarterback he sacked en route to number 86.5 of his career.
- Finished with six tackles (four solo), 1.0 sack and one forced fumble in a Week 14 loss at Jacksonville (12/13). Logged his second sack of the season and forced a fumble on the play in the first quarter. The sack led to a punt. Blake Bortles became the 52nd different quarterback Cole has sacked in his career.
- Posted two tackles and 1.0 sack in a Week 15 loss against Houston (12/20). Logged his third sack of the season and his second in as many games when he brought down T.J. Yates for a six-yard loss in the second quarter. The sack led to a Texans punt.



## 2014 (EAGLES):

- Started all 15 games he played in and totaled 20 quarterback hurries (second on team), 6.5 sacks (third on team), 12.5 tackles for loss (third on team) and three forced fumbles (tied for third on team).
- Recorded a sack-fumble on quarterback Chad Henne late in the fourth quarter in a win against Jacksonville (9/7). The fumble was recovered by defensive end Fletcher Cox, and he ran it back for a 17-yard touchdown.
- Forced a Trent Richardson fumble in the first quarter at Indianapolis (9/15). The forced fumble marked his second in two games.
- Split a sack of quarterback Colin Kaepernick with linebacker Connor Barwin in the first quarter at San Francisco (9/28). Also tallied four quarterback hurries in the game.
- Registered a sack for the second-straight game when he brought down quarterback Austin Davis and knocked the ball loose vs. St. Louis (10/5), which allowed defensive end Cedric Thornton to recover the fumble on the goal line for a touchdown. It was his third forced fumble in five games.
- Sacked quarterback Eli Manning, his third in three consecutive games, in the first quarter against the New York Giants (10/12).
- Recorded a sack of Cam Newton in the second quarter vs. Carolina (11/10).
- Tallied his 20th career multiple-sack game with two quarterback takedowns of Zach Mettenberger against Tennessee (11/23). Mettenberger marked the 50th different quarterback he's sacked in his career.

## 2013 (EAGLES):

- Started all 16 games for the fifth time in his career and led the team in sacks (8.0), tackles for a loss



(10.0) and forced fumbles (three), and ranked second in quarterback pressures (15).

- Tackled running back Alfred Morris in the end zone for a safety at Washington (9/9). Also forced a fumble by Morris on the Redskins first offensive play, as the ball was recovered by Mychal Kendricks on the Washington 25-yard line. The fumble recovery led to the Eagles first touchdown of the game on the ensuing drive.
- Forced a Ryan Mathews fumble that was recovered by Mychal Kendricks on the Eagles eight-yard line to stall an opponent drive against San Diego (9/15). It marked the first time in his career that he forced a fumble in two-straight games.
- Sacked quarterback Terrelle Pryor at Oakland (11/3).
- Posted 2.0 sacks on quarterback Robert Griffin III against Washington (11/17), notching nine total tackles, including 3.0 tackles for loss.
- Recorded eight tackles and 2.0 sacks on quarterback Carson Palmer against Arizona (12/1), including a sack-fumble that was recovered by Bennie Logan on the opening drive of the game which led to an Eagles touchdown. It was the third time in his career posting multiple sacks in back-to-back games and his first time since 2006.
- Tallied 3.0 sacks on quarterback Jay Cutler against Chicago (12/22), which moved him past Clyde Simmons (76) for second on the Eagles all-time sack list. It was the third time in his career posting 3.0-plus sacks in a game.
- Sacked quarterback Drew Brees in the NFC Wild Card Playoffs vs. New Orleans (1/4).

## 2012 (EAGLES):

- Played and started all 16 regular season games for the fourth time in his career.
- Notched 60 tackles (32 solo) and 3.0 sacks.
- In a 24-23 Week 3 win at Baltimore (9/16), stripped quarterback Joe Flacco on the second play of the game and teammate Cullen Jenkins recovered at the Ravens 15. The turnover led to a LeSean McCoy touchdown run on the ensuing possession. The forced fumble was the 13th of his career.

## 2011 (EAGLES):

- Played and started in 14 games.
- Recorded double digit sacks (11.0) for the second consecutive season. His 11.0 sacks were the second-highest total of his career (12.5).
- Tallied 75 tackles including 47 solo stops.
- Posted 5.0 sacks in the team's four-game winning streak the final four weeks of the regular season.
- Had 3.0 sacks at Miami (12/11) marking the 15th multiple-sack game of his career.

## 2010 (EAGLES):

- Started in all 15 games he played in and led the team in sacks (10.0), quarterback hurries (34) and tackles for loss (9.0). Also ranked third in total tackles (81).
- With 10.0 sacks in 2010 and 12.5 in 2009, became the first Eagle to post double-digit sacks in consecutive seasons since William Fuller did so in 1995-96.
- Sacked quarterback Aaron Rodgers and notched nine tackles against Green Bay (9/12).
- Recorded 2.0 sacks on quarterback David Garrard at Jacksonville (9/26).
- Notched 2.0 sacks on quarterback Matt Ryan against Atlanta (10/17). Also registered a forced fumble on Ryan in the fourth quarter and contributed with 3.0 tackles for loss.
- Recorded at least one sack in three straight games, tallying 2.0 on Matt Ryan vs. Atlanta (10/17), 1.0 on Kerry Collins at Tennessee (10/24) and 1.0 on Peyton Manning vs. Indianapolis (11/7).
- With 2.0 sacks of quarterback Jay Cutler at Chicago (11/28), moved past Hugh Douglas and into third place on the Eagles all-time sack list.
- Posted a sack of quarterback Joe Webb against Minnesota (12/28).
- Was named to *Pro Football Weekly's* mid-season All-Pro team.

## 2009 (EAGLES):

- Started all 16 games and was named to the Pro Bowl for the second time in his career, as he finished sixth in the NFL and third in the NFC with 12.5 sacks, which matched a career-high set back in 2007.
- Led the team in sacks (12.5) and quarterback hurries (26). Finished tied for first with 6.0 tackles for loss and finished second in total tackles (93).
- Registered at least a half-sack in 11 games.
- Sacked quarterback Jake Delhomme at Carolina (9/13) and forced a fumble on the play which was recovered by defensive end Victor Abiamiri for an Eagles touchdown.
- Notched 2.0 sacks of quarterback Jason Campbell at Washington (10/26).
- Forced a Brandon Jacobs fumble at the New York Giants (12/13) that was recovered by Sheldon Brown and returned 60 yards for a touchdown.
- Registered 2.0 sacks of quarterback Alex Smith against San Francisco (12/20), his second multiple-sack game of the season and the 12th of his career.

## 2008 (EAGLES):

- Started all 16 games for the second time in his career and led the team in quarterback hurries (22), finished tied for first in tackles for loss (9.0), second in sacks (9.0) and third with three forced fumbles.
- Was named to the *USA Today* All-Joe Team for the third consecutive season.
- Stripped quarterback Kyle Orton for a sack-fumble at Chicago (9/28). The ball was recovered by linebacker

## QUICK HITS

A two-time Pro Bowler, Cole posted the second-most career sacks (85.5) and double-digit sack seasons (four) in Eagles history behind Pro Football Hall of Famer Reggie White.

Cole has sacked 54 different quarterbacks leading to his career total of 92.0 (including postseason). Here is a breakdown of his sacked quarterbacks.

SACKS	QUARTERBACK
9.0	Eli Manning
6.0	Jay Cutler
4.0	Jason Campbell
3.5	Jon Kitna, Tony Romo
3.0	Drew Bledsoe, J.P. Losman, Matt Ryan, Alex Smith
2.5	Drew Brees, David Garrard
2.0	David Carr, Ryan Fitzpatrick, Joe Flacco, Robert Griffin III, Zach Mettenberger, Kyle Orton, Carson Palmer
1.5	Brett Favre, Vince Young
1.0	Brooks Bollinger, Blake Bortles, Sam Bradford, Mark Brunell, Kerry Collins, Andy Dalton, Austin Davis, Jake Delhomme, Ken Dorsey, Brian Griese, Rex Grossman, Chad Henne, Kelly Holcomb, Tarvaris Jackson, Josh Johnson, Peyton Manning, Stephen McGee, Cam Newton, J.T. O'Sullivan, Brock Osweiler, Chad Pennington, Terrelle Pryor, Aaron Rodgers, Ben Roethlisberger, JaMarcus Russell, John Skelton, Kurt Warner, Joe Webb, Jameis Winston, T.J. Yates
0.5	Matt Cassel, Matt Hasselbeck, Colin Kaepernick, Kevin Kolb

- Omar Gaither and led to an Eagles field goal.
- Recorded a sack on quarterback Ben Roethlisberger, 2.0 tackles for loss and seven tackles in a win against Pittsburgh (9/21). Also pressured Roethlisberger into an intentional grounding penalty in the end zone for a safety, putting the Eagles up by six late in the fourth quarter.
- Stripped quarterback J.T. O'Sullivan for a sack-fumble in the fourth quarter of a win at San Francisco (10/12). The ball was recovered by defensive end Chris Clemons and led to a field goal that put the Eagles ahead by seven with 1:10 to play in the fourth quarter.
- Brought down quarterback Eli Manning for a sack vs. the New York Giants (11/9), while also delivering one forced fumble, 1.0 tackle for loss and one quarterback hurry in the game.
- Registered 2.0 sacks at Cincinnati (11/16).
- Hurdled the offensive line to block a potential game-tying field goal by kicker John Carney in the second quarter of a win at the New York Giants (12/7). Added five tackles, 1.0 tackle for loss and a

quarterback hurry. The blocked field goal was the first of his career and the first by an Eagles player since safety Quintin Mikell vs. San Diego on October 23, 2005.

- Notched a sack and a team-high five quarterback hurries vs. Cleveland (12/15).
- Registered a sack in the NFC Championship game at Arizona (1/18/09).

#### **2007 (EAGLES):**

- Set career highs in sacks (12.5) and tackles (103) on his way to his first Pro Bowl selection. Also tallied four multiple-sack games and was voted by his teammates as the team's defensive MVP.
- Was named to *USA Today's* All-Joe Team for the second consecutive season.
- Registered 1.5 sacks on quarterback Brett Favre and one forced fumble at Green Bay (9/9).
- Notched a career-high 3.5 sacks on quarterback John Kitna and had one forced fumble against Detroit (9/23).
- Sacked quarterback Brian Griese and recorded 12 tackles against Chicago (10/21).
- Earned NFC Defensive Player of the Week honors for his performance at Minnesota (10/28), notching 2.0 sacks and a career-high 13 tackles.
- Recorded a half sack, one forced fumble and one fumble recovery against Seattle (12/2). His fumble recovery led to an Eagles touchdown.
- Sacked quarterback Eli Manning twice against the New York Giants (12/9).
- Brought down quarterback Tony Romo for a sack and a forced fumble in the fourth quarter of a win at Dallas (12/16).

#### **2006 (EAGLES):**

- Started 14-of-16 games and was named the starter at defensive end three games into the season after Jevon Kearse went down with a torn ACL. Went on to lead the team with a career-high 8.0 sacks and led the defensive line with a then career-high 84 tackles.
- Was named to *USA Today's* All-Joe Team.
- Posted back-to-back multiple-sack games for the second time in his career: against the New York Giants (9/17) and at Houston (9/10).
- Posted 1.5 sacks on quarterback Vince Young and contributed nine tackles, 2.0 tackles for loss and one forced fumble against Tennessee (11/19).
- In the fourth quarter at the New York Giants (12/17), picked off a deflected pass from quarterback Eli Manning for his first career interception and returned it 19 yards for his first career touchdown. The score sealed the Eagles victory.

#### **2005 (EAGLES):**

- Competed in 15 games (seven starts) after earning a starting spot at defensive end for the final seven games of 2005 and finished the season ranked first among all rookie defenders and fourth among all

NFL defenders in sacks (5.0).

- Received first-team all-rookie honors from *NFL.com* and *Pro Football Weekly*.
- Ranked second on the team with 5.0 sacks, all of which occurred in three-straight games from Weeks 9-11.
- Earned NFL Defensive Rookie of the Month honors in November after posting 5.0 sacks, 15 tackles, five quarterback hurries and one forced fumble. He became the first Eagle to win the award since Corey Simon in November of 2000.
- Recorded his first career sack at Washington (11/6) on quarterback Mark Brunell.
- Posted back-to-back 2.0-sack games against Dallas (11/14) and at the New York Giants (11/20).

#### **COLLEGE:**

- A two-time First Team All-Conference USA selection at Cincinnati.
- Finished his career at Cincinnati with 238 tackles, 19.0 sacks, 48.0 tackles for loss, four forced fumbles and two fumble recoveries.
- Left the Bearcat program ranked third on the school's all-time sack list.
- Started every game at weakside defensive end in 2004, totaling 68 tackles, 8.5 sacks and 22.0 tackles for loss. His 22.0 tackles for loss ranked No. 4 in the nation. Also registered a safety and two blocked kicks.
- In 2002, started nine games at defensive tackle before moving to defensive end. Posted 86 tackles, 5.0 sacks and 12.0 tackles for loss, en route to Conference USA Defensive Newcomer of the Year honors.

#### **PERSONAL:**

- Starred at Xenia (Ohio) High School earning league and area defensive player of the year honors after posting 121 tackles and 8.0 sacks as a senior. Also rushed for 1,241 yards and 10 touchdowns on his way to earning all-state honors. Played in the Ohio North-South All-Star game.
- An avid hunter and outdoorsman who started his own hunting and outdoors television show called Blitz TV in 2011. It now airs on Destination America and NBC Sports.
- Also lettered in basketball, track and baseball in high school.
- Is a cousin of New Orleans Pelicans point guard Norris Cole.
- Majored in criminal justice at Cincinnati.
- A native of Xenia, Ohio.

## GETTING TO KNOW TRENT COLE

**Favorite team and/or athlete outside of football:**

Cincinnati Bearcats and New Orleans Pelicans

**Favorite musician and/or song:** Anthony Hamilton and Jamey Johnson

**Hobbies outside of football:** Hunting, fishing, farming and shooting

**What is something interesting about you that most people may not know:** Can play the acoustic guitar

**Favorite food:** Steak and tuna

**Favorite vacation spot:** Anywhere my wife wants to go

**If you could have lunch with three people, living or dead, who would they be:** Fred Bear, Andy Reid and President Obama

**Favorite movie:** Any movie with Denzel Washington

**What's the one thing you couldn't live without:** My family and especially my wife

### 2016 GAME-BY-GAME STATISTICS

Date/Opp.	GP	GS	Solo	Asst.	Total	Sacks	PD	FF	FR	INT	Yds	Avg.	LG	TD
9/11 vs. DET	1	0	1	1	2	0.0	0	0	0	0	0	0.0	0	0
9/18 @ DEN						INACTIVE								
9/25 vs. SD	1	0	0	1	1	0.0	0	0	0	0	0	0.0	0	0
10/2 @ JAX (UK)						INJURED RESERVE								
10/9 vs. CHI						INJURED RESERVE								
10/16 @ HOU						INJURED RESERVE								
10/23 @ TEN						INJURED RESERVE								
10/30 vs. KC						INJURED RESERVE								
11/6 @ GB						INJURED RESERVE								
11/20 vs. TEN						INJURED RESERVE								
11/24 vs. PIT						INJURED RESERVE								
12/5 @ NYJ	1	1	2	0	2	0.0	1	0	0	0	0	0.0	0	0
12/11 vs. HOU	1	1	4	1	5	1.0	0	0	0	0	0	0.0	0	0
12/18 @ MIN	1	1	1	0	1	0.0	0	0	0	0	0	0.0	0	0
12/24 @ OAK														
1/1 vs. JAX														
<b>2016 TOTALS</b>	<b>5</b>	<b>3</b>	<b>8</b>	<b>3</b>	<b>11</b>	<b>1.0</b>	<b>1</b>	<b>0</b>	<b>0</b>	<b>0</b>	<b>0</b>	<b>0.0</b>	<b>0</b>	<b>0</b>

### CAREER REGULAR SEASON STATISTICS

Year	GP	GS	Solo	Asst.	Total	Sacks	PD	FF	FR	INT	Yds	Avg.	LG	TD
2016 IND	5	3	8	3	11	1.0	1	0	0	0	0	0.0	0	0
2015 IND	14	5	26	20	46	3.0	3	2	0	0	0	0.0	0	0
2014 PHI	15	15	38	26	64	6.5	0	3	0	0	0	0.0	1	0
2013 PHI	16	16	57	25	82	8.0	3	3	0	0	0	0.0	0	0
2012 PHI	16	16	32	28	60	3.0	1	1	1	0	0	0.0	1	0
2011 PHI	14	14	47	28	75	11.0	1	1	0	0	0	0.0	0	0
2010 PHI	15	15	53	28	81	10.0	2	1	0	0	0	0.0	0	0
2009 PHI	16	16	58	35	93	12.5	0	2	0	0	0	0.0	0	0
2008 PHI	16	16	59	39	98	9.0	2	2	0	0	0	0.0	0	0
2007 PHI	16	16	61	42	103	12.5	2	4	1	0	0	0.0	0	0
2006 PHI	16	14	48	36	84	8.0	3	1	1	1	19	19.0	19t	1
2005 PHI	15	7	42	13	55	5.0	2	1	0	0	0	0.0	0	0
<b>TOTAL</b>	<b>174</b>	<b>153</b>	<b>529</b>	<b>323</b>	<b>852</b>	<b>89.5</b>	<b>20</b>	<b>21</b>	<b>3</b>	<b>1</b>	<b>19</b>	<b>19.0</b>	<b>19t</b>	<b>1</b>

### CAREER POSTSEASON STATISTICS

Year	GP	GS	Solo	Asst.	Total	Sacks	PD	FF	FR	INT	Yds	Avg.	LG	TD
2013 PHI	1	1	4	2	6	1.0	1	0	0	0	0	0.0	0	0
2010 PHI	1	1	3	3	6	0.0	0	0	0	0	0	0.0	0	0
2009 PHI	1	1	3	1	4	0.0	0	0	0	0	0	0.0	0	0
2008 PHI	3	3	11	8	19	1.0	1	0	0	0	0	0.0	0	0
2006 PHI	2	2	10	2	12	0.5	0	0	0	0	0	0.0	0	0
<b>TOTAL</b>	<b>8</b>	<b>8</b>	<b>31</b>	<b>16</b>	<b>47</b>	<b>2.5</b>	<b>2</b>	<b>0</b>	<b>0</b>	<b>0</b>	<b>0</b>	<b>0.0</b>	<b>0</b>	<b>0</b>

SPECIAL TEAMS TACKLES: 7 (2006 - 1, 2005 - 6)

21  
CB

# VONTAE DAVIS



PRO BOWL  
2 (2014-15)

5-11 • 207 • ILLINOIS

NFL EXP: 8 (5th Year with Colts)

HOW ACQUIRED: T – 2012 (MIA)

BORN: 5/27/88

GP/GS (POSTSEASON): 113/105 (6/5)

## CAREER TRANSACTIONS:

- Acquired by the Colts in a trade with the Miami Dolphins in exchange for a second round pick and a conditional late-round pick in the 2013 NFL Draft.
- Originally selected by the Dolphins in the first round (25th overall) of the 2009 NFL Draft.

## PRO CAREER:

- Selected in consecutive Pro Bowls in 2014 and 2015.
- Established a career-high and led the Colts with 18 passes defended in 2014 and did not allow a single touchdown in coverage all season.
- Named AFC Defensive Player of the Week after recording two interceptions against the Houston Texans on December 30, 2012.
- Led the Dolphins with four interceptions in 2009 and 2011.
- In 2009, became Miami's first rookie to lead the team in interceptions since safety Louis Oliver had four in 1989. Was one of only two rookie cornerbacks ever to lead the Dolphins in interceptions, along with Lloyd Mumphord, who had five in his rookie season in 1969.
- Was named to the 2014 USA Football All-Fundamentals Team, which recognizes NFL players who employ proper technique, particularly when blocking and tackling, which fosters better on-field performance and advances player safety.
- Was named the 2015 Week 5 NFLPA Community MVP for three community events he took part in all in the same week benefiting local disadvantaged youth.

## 2016 (COLTS):

- Listed as inactive for a Week 1 loss against Detroit (9/11).
- Was inactive for a Week 2 loss at Denver (9/18).
- Competed in his first game of the season starting at right cornerback in a Week 3 win against San Diego (9/25). Finished with three solo tackles.
- Started at right cornerback in a Week 4 loss at Jacksonville (10/2) and registered four tackles (two solo) and two passes defended.
- In a Week 5 victory against Chicago (10/9), started at right cornerback and recorded three tackles.
- Started at right cornerback in a Week 6 loss at

## SINGLE-GAME HIGHS

**TACKLES: 9 at HOU** (12/16/12)

**SACKS: 1.0, two times** (Last: vs. TEN 12/9/12)

**FF: 1, three times** (Last: at TEN 12/28/14)

**FR: 1 at TEN** (12/28/14)

**INT: 2, two times** (Last: vs. HOU 12/30/12)

**PD: 4 vs. CIN** (10/19/14)

Houston (10/16) and tallied five tackles (four solo), one interception and two passes defended. Recorded his first interception of the season when he picked off Brock Osweiler in the third quarter. The takeaway gave the Colts the ball in the red zone setting up a touchdown.

- Finished with five solo tackles starting at right cornerback in a Week 7 win at Tennessee (10/23).
- In a Week 8 loss against Kansas City (10/30), started at right cornerback and notched one pass defended before leaving the game with a concussion.
- Started his 100th career game in a Week 9 win at Green Bay (11/6). Finished with four solo tackles.
- Totaled four tackles (three solo) and one pass defended starting at right cornerback in a Week 11 victory against Tennessee (11/20).
- In a Week 12 loss against Pittsburgh (11/24), started at right cornerback and finished with one tackle.
- Started at right cornerback in a Week 13 win at the New York Jets (12/5), but did not record a tackle.
- Tallied two tackles starting at right cornerback in a Week 14 loss against Houston (12/11).
- In a Week 15 victory at Minnesota (12/18), started at right cornerback and posted one tackle.

## 2015 (COLTS):

- Started all 16 games for the second time in his career and posted 50 tackles (38 solo), four interceptions and a team-leading 16 passes defended.
- In a Week 1 loss at Buffalo (9/13), started at right cornerback and finished with one pass defended. Primarily defended Bills wide receiver Sammy Watkins who did not finish with a reception.
- Finished with four tackles (three solo) and two passes defended starting at right cornerback in a Week 3 victory at Tennessee (9/27).
- In a Week 7 loss against New Orleans (10/25),

started at right cornerback and logged six tackles (four solo), one interception and two passes defended. Grabbed his first interception of the season and the 18th of his career when he picked off Drew Brees in the end zone to prevent a potential touchdown.

- Tallied two tackles, one interception and two passes defended starting at right cornerback in a Week 8 overtime loss at Carolina (11/2). Grabbed an interception in the second quarter giving the Colts possession at their own 27-yard line. The interception was the second in as many games and the 19th of his career.
- Compiled five tackles (three solo) and two passes defended starting at right cornerback in a Week 11 win at Atlanta (11/22).
- In a Week 15 loss against Houston (12/20), started at right cornerback and tallied five tackles (four solo), one interception and two passes defended. Recorded an interception on Houston's opening drive of the game in the red zone to stall a potential score. It was his third pick of the season and the 20th of his career.
- Started at right cornerback in a Week 16 win at Miami (12/27), his 100th career game, and totaled five tackles (four solo), one interception, 1.0 tackle for loss and one pass defended. Intercepted Ryan Tannehill in the end zone to stall a potential Dolphins first quarter scoring drive. The interception was his fourth of the season and his second in as many games.

#### 2014 (COLTS):

- Started all 15 games he competed in at right cornerback and totaled 44 tackles (38 solo), a career-high and team-leading 18 passes defended, four interceptions, two forced fumbles and one fumble recovery.
- Earned his first career Pro Bowl selection.
- Compiled three tackles, one interception and one pass defended starting at cornerback in a Week 3 win at Jacksonville (9/21). The interception was his first of the season and the 14th of his career.
- Posted four tackles, one interception and two passes defended starting at cornerback

in a Week 5 win against the Ravens (10/5). The interception was Davis' second of the season and led to a Colts touchdown in the third quarter. The 29-yard interception return was the longest of his career. Was part of a secondary that allowed only 197 net passing yards.

- In a Week 6 win at Houston (10/9), tallied five tackles, one pass defended and one forced fumble. He forced an Andre Johnson fumble in the fourth quarter, which was recovered by safety Mike Adams.
- Started at right cornerback in a Week 7 victory against Cincinnati (10/19) and tallied three tackles and a regular season single-game career-high four passes defended. Was part of a secondary that allowed only 135 net yards in the shutout win.
- Compiled three tackles, one interception and two passes defended starting at right cornerback in a Week 12 victory against Jacksonville (11/23). Recorded his third interception of the season when he picked off Blake Bortles on the Jaguars opening offensive possession of the game. Davis registered a career-long 42-yard return, setting up a Colts field goal.
- Started at right cornerback in a Week 15 win against Houston (12/14) and contributed with three tackles, one interception and two passes defended. With his interception, he matched his single-season career-high of four which he set in 2009 and 2011 with Miami.
- In a Week 17 victory at Tennessee (12/28), started at right cornerback and registered three tackles while contributing with one forced fumble and one fumble recovery. He set a new single-season high with his second forced fumble of the season and his recovery was the first of his career.

Was part of a secondary that limited the Titans to 50 net passing yards.

- Started at right cornerback in the team's AFC Wild Card Playoff win against Cincinnati (1/4/15). Finished the game with four solo tackles, 1.0 tackle for loss and one pass defended.
- In the team's AFC Divisional Playoff victory at Denver (1/11/15), tied for the lead in the secondary with eight tackles (seven solo) and added a career postseason high five passes defended. The five passes defended were the most in an NFL postseason game dating back to Jan. 18, 2004 (Ricky Manning, Jr., five).
- Started at right cornerback in the team's AFC Championship Game





loss at New England (1/18/15) and finished with four solo tackles and one pass defended.

### 2013 (COLTS):

- Started all 16 games at right cornerback and totaled 48 tackles (42 solo), one interception and 13 passes defended.
- Totaled three tackles, one interception and two passes defended starting at cornerback in the team's Week 4 win at Jacksonville (9/29). The interception was his first of the season and the 13th of his career. Was part of a secondary that totaled three interceptions and held the Jaguars to 165 net passing yards.
- Finished with seven tackles (five solo) in the team's Week 6 loss at San Diego (10/14).
- Turned in an impressive performance in a Week 7 victory against Denver (10/20). Recorded five tackles (four solo) and two passes defended. Was part of a secondary that held the Broncos and quarterback Peyton Manning to 2013 single-game first half lows in net yards (134) and net passing yards (101).
- In a Week 12 loss at Arizona (11/24), finished with four tackles and one pass defended.
- In a Week 16 victory at Kansas City (12/22), finished with three solo tackles and two passes defended. Was part of a secondary that held the Chiefs to 132 net passing yards.
- Started at right cornerback during the team's AFC Wild Card Playoff win against Kansas City (1/4/14) and posted three solo tackles.
- Finished with one tackle during the team's AFC Divisional Playoff loss at New England (1/11/14).

### 2012 (COLTS):

- Started all 10 games he played in and compiled 53 tackles (40 solo), seven passes defended, three interceptions and 1.0 sack.
- Started his first game as a member of the Colts at left cornerback against Chicago (9/9). Finished the game with five tackles.
- Finished with seven tackles (five solo) against Minnesota (9/16).
- Returned from an ankle injury to start at right cornerback at Detroit (12/2) and finished the game with six solo tackles, 1.0 tackle for loss and one pass defended.
- Finished with eight tackles (seven solo), contributed with his first sack of the season and added one pass defended against Tennessee (12/9).
- Led the secondary with nine solo tackles at Houston (12/16). His nine tackles marked a season-high.
- Intercepted his first pass as a member of the Colts when he picked Brady Quinn in the end zone to stall a potential Chiefs touchdown at Kansas City (12/23). It was the second interception of the game for the Colts and the 10th of Davis' career. Finished the game with six tackles and two passes defended.
- Named AFC Defensive Player of the Week after

### QUICK HITS

Davis did not allow a touchdown in all of 2014, earning his first career Pro Bowl selection. He tied for third in the NFL with 18 passes defended and in the team's AFC Divisional Playoff win at Denver, posted five passes defended, which was tied for the third-most in an NFL playoff game dating back to 1994. In 2015, he led the Colts and ranked tied for 11th in the NFL with 16 passes defended. He also ranked sixth on the team with 50 tackles and contributed with four interceptions.

In 2009, became Miami's first rookie to lead the team in interceptions since safety Louis Oliver had four in 1989. Was one of only two rookie cornerbacks ever to lead the Dolphins in interceptions, along with Lloyd Mumphord, who had five in his rookie season in 1969.

His brother, Vernon, played tight end at Maryland and was the sixth overall pick in the 2006 NFL Draft by the San Francisco 49ers, making them the third set of brothers to both be first round NFL draft choices, joining Eli (2004, QB, 1st overall, San Diego/Traded to New York Giants) and Peyton Manning (1998, QB, 1st overall, Indianapolis) and Jerome (2003, DE, 15th overall, Philadelphia) and Stocker McDougle (2000, T, 20th overall, Detroit).

tallying two interceptions against Houston (12/30). His first interception led to a Colts touchdown and his second allowed the Colts to run the clock out for the victory. Also contributed with five solo tackles and three passes defended.

- Started at right cornerback in his first career playoff game and contributed with one tackle and a team-high three passes defended at Baltimore (1/6/13).

### 2011 (DOLPHINS):

- Started all 12 games in which he played, finishing the season with 43 tackles (39 solo) and a team-leading four interceptions for 60 yards and nine passes defended.
- Also contributed with 1.0 sack.
- Finished tied for second on the team in tackles with six stops against Houston (9/18) despite missing some of the game with a hamstring injury.
- Finished tied for second on the team in tackles with six stops vs. the New York Jets (10/17).
- Had four tackles and one interception against Washington (11/13), picking off a Rex Grossman pass and returning it 28 yards.
- Finished second on the team in tackles with five stops and had one interception at Dallas (11/23), picking off a Tony Romo pass and returning it 25 yards.
- Had four tackles including his first career sack against Oakland (12/4), tackling Raiders quarterback Carson Palmer for a seven-yard loss.
- Had five tackles and two interceptions at Buffalo (12/18), picking off Bills quarterback Ryan Fitzpatrick twice for a total of seven return yards, marking his

first career game of two-or-more interceptions.

- Inactive four games, with three of those due to a hamstring injury.

#### **2010 (DOLPHINS):**

- Started 15-of-16 games, finishing the season with 51 tackles (43 solo), a team-leading 12 passes defended and one interception.
- Had six tackles and two passes defended at Minnesota (9/19), including an interception, picking off a Brett Favre pass.
- Matched against Patriots wide receiver Randy Moss the majority of the game against New England (10/4) and helped hold Moss without a catch for only the fifth time in his career.
- Had seven tackles and one pass defended at Baltimore (11/7).
- Competed against Titans wide receiver Randy Moss the majority of the game against Tennessee (11/14) and helped hold Moss to one catch for 26 yards.
- Finished tied for second on the team in tackles with four stops vs. Cleveland (12/5).

#### **2009 (DOLPHINS):**

- Started nine games and finished the season with 48 tackles (44 solo) to go along with 11 passes defended and a team-leading four interceptions that he returned for a total of 64 yards with one touchdown.
- Became the first Dolphins rookie to lead the team in interceptions since safety Louis Oliver had four in 1989.
- One of only two rookie cornerbacks ever to lead the Dolphins in interceptions, along with Lloyd Mumphord, who had five in his rookie season in 1969.
- His four interceptions rank tied for fifth all-time among Dolphins rookies.
- Made his Dolphins and NFL debut in a reserve role at Atlanta (9/13).
- Had two tackles and one interception against Buffalo (10/4), picking off a Trent Edwards pass and returning it 23 yards for a touchdown, marking both his first NFL interception and his first NFL touchdown.
- Made his first career NFL start and had six tackles and two passes defended against the New York Jets (11/1).
- Had six tackles and two passes defended at New England (11/8), including an interception, picking off a Tom Brady pass and returning it 15 yards.
- Had three tackles and one interception against New England (12/6), picking off a Tom Brady pass in the end zone for a touchback.
- Had three tackles, one pass defended and one interception at Tennessee (12/20), coming when he picked off a Vince Young pass in the first series of the game and returning it 26 yards.
- Finished second on the team in tackles with six stops and added two passes defended against Houston (12/27).

#### **COLLEGE:**

- Started 34-of-36 games played as a three-year starter at Illinois and posted career statistics of 206 tackles (139 solo), seven interceptions, three forced fumbles, two fumble recoveries and 22 passes defended.
- Added nine kickoff returns for 215 yards (23.9 avg.) and returned a blocked punt for a touchdown.
- Started 11-of-12 games as a junior in 2008 and was named a consensus All-Big Ten Conference first-team selection after he posted a career-high 78 tackles (53 solo) and tied for second in the conference with three forced fumbles to go along with two interceptions, eight passes defended and a fumble recovery.
- Started all 12 games as a sophomore in 2007 and was the only sophomore semifinalist for the Jim Thorpe Award.
- Selected All-Big Ten Conference first-team by the league's coaches and earned second-team honors from the media.
- Recorded 76 tackles (56 solo) and ranked sixth in the league with eight passes defended and four interceptions.
- Blocked two punts for 31 yards in returns, including a touchdown and added 116 yards on four kickoff returns (29.0 avg.).
- Started 11-of-12 games in which he played as a freshman in 2006 and was honored as a Freshman All-America selection by *Sporting News*, *Scout.com* and *Rivals.com*.
- Earned honorable mention All-Big Ten Conference honors by both the coaches and the media.
- Named the team's Rookie of the Year.
- Recorded 52 tackles (30 solo), an interception, a fumble recovery and six passes defended.
- Majored in speech communications.

#### **PERSONAL:**

- Attended Dunbar Senior High School in Washington, D.C.
- Selected as a *PrepStar* All-America choice and Washington, D.C. Gatorade Player of the Year.
- Rated the top recruit in the Washington, D.C. area.
- Was named to the *Washington Post* All-Metro team, in addition to picking up DCIAA West first-team all-conference honors.
- Had eight interceptions and 38 solo tackles as a senior, while adding 25 receptions for 612 yards and recording over 1,000 all-purpose yards.
- Led Dunbar High to a 9-2 record and a win in the Turkey Bowl, the DCIAA city championship game.
- Also lettered in track.
- Donated \$25,000 at the 2016 ChuckStrong Gala for cancer research at the IU/Simon Cancer Center.
- Is a Colts Community Ticket Block sponsor and donates 10 tickets to each game.
- In 2015, helped Waterboys raise \$45,000 per team to build a well in East Africa as part of an NFL initiative.
- In 2012, supported Operation HOPE's Banking On

- Hosted a holiday shopping event for underserved children in 2015 and participated in the Shop with a Colt holiday event as well.
- Brother, Vernon, played tight end at Maryland and was the sixth overall pick in the 2006 NFL Draft by the San Francisco 49ers, making them the third set of brothers to both be first round NFL draft choices, joining Eli (2004, QB, 1st overall, San Diego/Traded to New York Giants) and Peyton Manning (1998, QB, 1st overall, Indianapolis) and Jerome (2003, DE, 15th overall, Philadelphia) and Stocker McDougle (2000, T, 20th overall, Detroit). Vernon won Super Bowl 50 with the Denver Broncos and is currently a member of the Washington Redskins.
- Was a host for the Hands of Hope holiday shopping event, which benefitted foster children.
- Born in Washington, D.C.

Year	GP	GS	Solo	Asst.	Total	Sacks	PD	FF	FR	INT	Yds	Avg.	LG	TD
2014 IND	3	3	15	1	16	0.0	7	0	0	0	0	0.0	0	0
2013 IND	2	1	4	0	4	0.0	0	0	0	0	0	0.0	0	0
2012 IND	1	1	0	1	1	0.0	3	0	0	0	0	0.0	0	0
<b>TOTAL</b>	<b>6</b>	<b>5</b>	<b>19</b>	<b>2</b>	<b>21</b>	<b>0.0</b>	<b>10</b>	<b>0</b>	<b>0</b>	<b>0</b>	<b>0</b>	<b>0.0</b>	<b>0</b>	<b>0</b>

# 15

WR

## PHILLIP DORSETT



**5-10 • 185 • MIAMI (FL)**

**NFL EXP:** 2 (2nd Year with Colts)

**HOW ACQUIRED:** D1 – 2015 (29th overall)

**BORN:** 1/5/93

**GP/GS (POSTSEASON):** 24/6 (0/0)

### CAREER TRANSACTIONS:

- Selected by the Colts in the first round (29th overall) of the 2015 NFL Draft.

### 2016 (COLTS):

- In a Week 1 loss against Detroit (9/11), led the team with 94 receiving yards on four receptions (23.5 avg.). He contributed with long catches of 51 and 33 yards, which both led to touchdowns on those respective drives.
- Caught one pass for 30 yards in a Week 2 loss at Denver (9/18).
- Started his first career NFL game at wide receiver and totaled three receptions for 27 yards in a Week 3 win against San Diego (9/25).
- Started at wide receiver in a Week 4 loss at Jacksonville (10/2) and caught one pass for a 64-yard touchdown, the second score of his career.
- In a Week 5 victory against Chicago (10/9), started at wide receiver and caught two passes for 26 yards.
- Notched two receptions for 12 yards starting at wide receiver in a Week 6 loss at Houston (10/16).
- Listed as inactive for a Week 7 win at Tennessee (10/23).
- In a Week 8 loss against Kansas City (10/30), led the team with five receptions totaling 33 yards.
- Compiled two receptions for 28 yards in a Week 9 win at Green Bay (11/6).
- Caught one pass for 50 yards, which set up a Colts touchdown in a Week 11 victory against Tennessee (11/20).
- Started at wide receiver in a Week 12 loss against Pittsburgh (11/24) and finished with three catches for 31 yards.
- Was targeted once during the team's Week 13 win at the New York Jets (12/5), but did not catch a pass.
- Caught three passes for 19 yards in a Week 14 loss against Houston (12/11).
- Started at wide receiver in a Week 15 victory at Minnesota (12/18) and caught one pass for a 50-yard touchdown. The score gave the Colts a 34-3 advantage in the fourth quarter

### 2015 (COLTS):

- In his first season with the Colts, saw action in 11 games and totaled 18 receptions for 225 yards and one

### SINGLE-GAME HIGHS

**REC:** 5 vs. KC (10/30/16)

**YARDS:** 94 vs. DET (9/11/16)

**TDS:** 1, three times (Last: at MIN 12/18/16)

**LG:** 64 at JAX (10/2/16)

**RUSH:** 1 vs. JAX (10/4/15)

**YARDS:** 11 vs. TEN (1/3/16)

**TDS:** 0

**LG:** 11 vs. TEN (1/3/16)

### QUICK HITS

In his final season at the University of Miami (FL) in 2014, Dorsett recorded a 24.2 yards per catch average, which ranked second in the nation. His 10 touchdown receptions led the ACC.

- touchdown while adding three rushes for 17 yards. Also returned two punts and added one kickoff for 12 yards. Was inactive for five games due to injury.
- In his first career game in a Week 1 loss at Buffalo (9/13), totaled two receptions for 45 yards with a long catch of 29 yards. He also fielded two punts.
- Caught two passes for 43 yards and one touchdown in a Week 3 victory at Tennessee (9/27). Logged the team's third touchdown of the game on a 35-yard pass from Andrew Luck. The touchdown was the first of Dorsett's NFL career and cut the Titans lead to 27-21. The Colts totaled 98 yards in 12 plays on the scoring drive.
- In a Week 4 win against Jacksonville (10/4), caught two passes for seven yards and logged his first career rush for four yards. He also returned one kickoff for 12 yards.
- In a Week 16 win at Miami (12/27), caught two passes for 29 yards, including a long grab of 22 yards.
- In the regular season finale win against Tennessee (1/3/16), caught a season-high four passes for 28 yards.

### COLLEGE:

- Played in 45 games (30 starts) at the University of Miami and tallied 121 receptions for 2,132 yards (17.6 avg.) and 17 touchdowns with a long catch of 79 yards which went for a touchdown. His 23.3 yards per catch average in his final two collegiate seasons

- was the most in the Football Bowl Subdivision.
- In 2014, his 24.2 yard per catch average ranked second in the nation while his 10 touchdowns led the conference.
  - Started all 13 games for the Hurricanes at wide receiver in 2014, earning Second Team All-ACC honors after posting 36 catches for 871 yards (24.2 avg.) and 10 touchdowns. His 24.2 yards per catch average ranked second in the nation, trailing only Ohio State wide receiver Devin Smith.
  - Played in eight games with six starts as a junior and finished the year with 13 catches for 272 yards and two touchdowns. Also had two kick returns for 28 yards and nine punt returns for 57 yards.
  - Competed in all 12 games at receiver and punt returner in 2012, making 10 starts. Received Third Team All-ACC honors from Phil Steele after leading the team with 842 receiving yards and four touchdowns on five catches. Also recorded 15 punt returns for 85 yards and 11 kick returns for 251 yards.
  - Saw action in 12 games as a true freshman, making his first career start against South Florida. Finished the year with 14 catches for 147 yards.

- As a junior, had 30 catches for 594 yards and nine touchdowns.
- A native of Ft. Lauderdale, Fla.

## PERSONAL:

- Attended St. Thomas Aquinas High School in Ft. Lauderdale, Fla. and helped lead his team to an undefeated season his senior year, winning the Florida 5-A football championship, as well as finishing first in the PowerAde Fab 50 ESPN Rise national poll (top ranked high school program in the country).
- As a senior, tallied 35 catches for 806 yards and 12 touchdowns.
- Listed as a three-star prospect by *Rivals.com* and ESPN.

## GETTING TO KNOW PHILLIP DORSETT

**Favorite team and/or athlete outside of football:**  
Miami Hurricanes

**Favorite musician and/or song:** Gucci Mane

**Hobbies outside of football:** Bowling

**What is something interesting about you that most people may not know:** Like to draw

**Favorite food:** Seafood

**Favorite vacation spot:** Bahamas

**Favorite movie:** *Coming to America*

**What's the one thing you couldn't live without:**  
My cellphone

### 2016 GAME-BY-GAME STATISTICS

Date/Opp.	RECEIVING					RUSHING				
	GP	GS	No.	Yards	Avg.	LG	TD	No.	Yards	Avg.
9/11 vs. DET	1	0	4	94	23.5	51	0	0	0.0	0
9/18 @ DEN	1	0	1	30	30.0	30	0	0	0.0	0
9/25 vs. SD	1	1	3	27	9.0	18	0	0	0.0	0
10/2 @ JAX (UK)	1	1	1	64	64.0	64	1	1	3	3.0
10/9 vs. CHI	1	1	2	26	13.0	21	0	0	0.0	0
10/16 @ HOU	1	1	2	12	6.0	6	0	0	0.0	0
10/23 @ TEN						INACTIVE				
10/30 vs. KC	1	0	5	33	6.6	13	0	0	0.0	0
11/6 @ GB	1	0	2	28	14.0	15	0	0	0.0	0
11/20 vs. TEN	1	0	1	50	50.0	50	0	0	0.0	0
11/24 vs. PIT	1	1	3	31	10.3	16	0	0	0.0	0
12/5 @ NYJ	1	0	0	0	0.0	0	0	1	7	7.0
12/11 vs. HOU	1	0	3	19	6.3	8	0	0	0.0	0
12/18 @ MIN	1	1	1	50	50.0	50	1	0	0	0.0
12/24 @ OAK										
1/1 vs. JAX										
<b>2016 TOTALS</b>	<b>13</b>	<b>6</b>	<b>28</b>	<b>464</b>	<b>16.6</b>	<b>64</b>	<b>2</b>	<b>2</b>	<b>10</b>	<b>5.0</b>

### CAREER REGULAR SEASON STATISTICS

Year	RECEIVING					RUSHING				
	GP	GS	No.	Yards	Avg.	LG	TD	No.	Yards	Avg.
2016 IND	13	6	28	464	16.6	64	2	2	10	5.0
2015 IND	11	0	18	225	12.5	35	1	3	17	5.7
<b>TOTAL</b>	<b>24</b>	<b>6</b>	<b>46</b>	<b>689</b>	<b>15.0</b>	<b>64</b>	<b>3</b>	<b>5</b>	<b>27</b>	<b>5.4</b>

### CAREER REGULAR SEASON RETURN STATISTICS

Year	GP	GS	PR	FC	Yards	Avg.	LG	TD	KR	Yards	Avg.	LG	TD
2016 IND	7	4	0	1	0	0.0	0	0	0	0	0.0	0	0
2015 IND	11	0	2	1	1	0.5	1	0	1	12	12.0	12	0
<b>TOTAL</b>	<b>18</b>	<b>4</b>	<b>2</b>	<b>2</b>	<b>1</b>	<b>0.5</b>	<b>1</b>	<b>0</b>	<b>1</b>	<b>12</b>	<b>12.0</b>	<b>12</b>	<b>0</b>

# 84

TE

# JACK DOYLE



**6-6 • 267 • WESTERN KENTUCKY**

**NFL EXP:** 4 (4th Year with Colts)

**HOW ACQUIRED:** W – 2013 (TEN)

**BORN:** 5/5/90

**GP/GS (POSTSEASON):** 61/19 (5/1)

## CAREER TRANSACTIONS:

- Claimed off waivers (Tennessee) by the Colts on September 1, 2013.
- Signed by the Tennessee Titans as an undrafted free agent on May 10, 2013.

## 2016 (COLTS):

- In a Week 1 loss against Detroit (9/11) notched three receptions for 35 yards and a single-game career-high two touchdowns. He tied the game with his 16-yard touchdown reception in the fourth quarter. He then gave the Colts a 35-34 advantage with his six-yard score with 37 seconds remaining in the contest.
- Started at tight end in a Week 2 loss at Denver (9/18) and caught four passes for 37 yards with a long catch of 22 yards. Also added one tackle on special teams.
- Posted six receptions for 65 yards starting at tight end in a Week 3 win against San Diego (9/25).
- In a Week 4 loss at Jacksonville (10/2), caught one pass for six yards starting at tight end.
- Started at tight end in a Week 5 victory against Chicago (10/9) and caught two passes for eight yards.
- Caught four passes for 53 yards and one touchdown in a Week 6 loss at Houston (10/16). Gave the Colts a 10-0 lead in the second quarter with his 22-yard touchdown reception from Andrew Luck. It was his third score of the season as he has surpassed his previous season-high of two touchdowns set in 2014. Also contributed with one special teams stop.
- In a Week 7 win at Tennessee (10/23), started at tight end and set career highs with nine receptions and 78 yards. Caught the game winning touchdown on a seven-yard reception from Andrew Luck with 1:55 remaining in the fourth quarter.
- Started at tight end in a Week 8 loss against Kansas City (10/30) and caught two passes for 36 yards. Added two special teams tackles.
- Caught five passes for 61 yards starting at tight end in a Week 9 win at Green Bay (11/6).
- In a Week 11 victory against Tennessee (11/20), started at tight end and caught one pass for seven yards.
- Finished with two catches for 25 yards in a Week 12 loss against Pittsburgh (11/24).

## SINGLE-GAME HIGHS

**REC:** 9 at TEN (10/23/16)

**YARDS:** 78 at TEN (10/23/16)

**TDS:** 2 vs. DET (9/11/16)

**LG:** 24 at TEN (10/23/16)

**RUSH:** 0

**YARDS:** 0

**TDS:** 0

**LG:** 0

- Started at tight end in a Week 13 victory at the New York Jets (12/5) and caught four passes for 30 yards.
- Caught five passes for 55 yards starting at tight end in a Week 14 loss against Houston (12/11).
- In a Week 15 victory at Minnesota (12/18), started at tight end and caught four passes for 32 yards.

## 2015 (COLTS):

- In 16 games (two starts), caught 12 passes for 72 yards and one touchdown. Also added one special teams tackle.
- Totaled three catches for 32 yards (10.7 avg.) with a long catch of 19 yards in a Week 3 win at Tennessee (9/27).
- Caught two passes for 18 yards and one touchdown in a Week 9 victory against Denver (11/8). Gave the Colts a 17-0 lead in the second quarter with his three-yard touchdown reception from Andrew Luck. It was his first touchdown of the season and the third of his career. Also contributed with one kickoff return for 10 yards.

## 2014 (COLTS):

- Competed in all 16 games (one start) for the first time in his career and caught 18 passes for 118 yards and two touchdowns. Added seven receptions for 30 yards in three postseason contests.
- Posted two receptions for 12 yards and added his first career receiving touchdown in the second quarter of a Week 2 loss against Philadelphia (9/15).
- In a Week 3 victory at Jacksonville (9/21), participated at tight end and posted three receptions for 10 yards.
- Caught one pass for seven yards in a Week 4 win against Tennessee (9/28). Provided a key block on a Colts onside kick attempt that was recovered by



wide receiver Griff Whalen in the first quarter.

- Established a career-long catch with a 20-yard reception in the fourth quarter of a Week 7 win against Cincinnati (10/19).
- Finished with two receptions for 23 yards with a long catch of 13 yards in a Week 16 loss at Dallas (12/21).
- Started at tight end in a Week 17 victory at Tennessee (12/28) and set a single-game career-high with four receptions totaling 21 yards. He also added his second career touchdown catch with a one-yard score in the second quarter to give the Colts a 14-0 lead.
- Caught three passes for nine yards in the team's AFC Wild Card Playoff win against Cincinnati (1/4/15). Also contributed with two special teams tackles.
- In the team's AFC Divisional Playoff victory at Denver (1/11/15), caught three passes for 14 yards.
- Was targeted twice, but did not catch a pass during the team's AFC Championship Game loss at New England (1/18/15).

### 2013 (COLTS):

- Competed in 15 games (four starts) and compiled five receptions for 19 yards while adding three special teams tackles.
- Was active for his first career NFL game in a Week 2 meeting against Miami (9/15), but did not make a catch.
- In a Week 7 win against Denver (10/20), made his first career NFL reception on a seven-yard pass from quarterback Andrew Luck in the third quarter. Also contributed with one tackle on special teams.
- Made his first career NFL start during the team's Week 9 win at Houston (11/3), but did not register a catch.
- Made a start at tight end during the team's Week 14 loss at Cincinnati (12/8). Finished the game with one reception for eight yards and one special teams tackle.
- Competed in his first career playoff game during the team's AFC Wild Card Playoff victory against Kansas City (1/4/14). Assisted the Colts in rushing for 100 total yards as running back Donald Brown led the team with 55 yards on 11 carries while adding a rushing and receiving touchdown.
- Started his first career postseason contest at tight end during the team's AFC Divisional Playoff loss at New England (1/11/14). Finished with one reception for seven yards. Also participated on special teams and recorded two tackles.

### COLLEGE:

- In four seasons at Western Kentucky University, totaled 162 receptions for 1,769 yards and eight touchdowns in 42 games played.
- Finished second on WKU's all-time career receptions list.
- As a senior in 2012, was named First Team All-Sun Belt Conference after setting career highs with 53 receptions and five touchdowns. Also posted 566 receiving yards.

### QUICK HITS

Doyle is an Indianapolis native who earned three letters in football at Cathedral High School. He earned Special Selection All-State, Associated Press Honorable Mention All-State, *Indianapolis Star* Honorable Mention All-City and First Team All-Catholic honors.

- Led the team in receptions and receiving yards for the second consecutive season.
- Was one-of-eight semifinalists for the John Mackey Award, given annually to the nation's top tight end.
- Helped guide WKU to its first FBS bowl game in school history (Little Caesars Pizza Bowl against Central Michigan).
- As a junior in 2011, named a Second Team All-Sun Belt Conference performer after leading the team and setting career highs in receptions (52) and receiving yards (614) while playing in all 12 regular season games for the first time in his career.

### PERSONAL:

- Earned three letters in football at Cathedral High School in Indianapolis.
- Earned Special Selection All-State, Associated Press Honorable Mention All-State, *Indianapolis Star* Honorable Mention All-City and First Team All-Catholic honors.
- Posted 21 receptions for 400 yards and four touchdowns during his senior season.
- Was a key member of the 2006 state championship team.
- Also lettered in rugby, winning a state title in 2008.
- Was a volunteer in the 2014 Gleaners Food Bank Mayor's Day of Service.
- Participated in the Read Across America events at Boone Meadow Elementary and St. Rose of Lima Catholic School.
- Has visited patients at Riley Hospital.
- Majored in physical education.
- A native of Indianapolis.

## GETTING TO KNOW JACK DOYLE

### Favorite team and/or athlete outside of football:

Indiana Pacers

### Favorite musician and/or song:

Eric Church

### Hobbies outside of football:

Hanging out with family and watching movies

### What is something interesting about you

that most people may not know: I grew up in

Indianapolis my whole life. Most of my family still lives here.

### Favorite food:

Pizza  
Favorite vacation spot: Anywhere warm with a beach

### If you could have lunch with three people, living or dead, who would they be:

I would choose four, all four of my grandparents.

### Favorite movie:

*Forrest Gump*  
What's the one thing you couldn't live without: Family

#### 2016 GAME-BY-GAME STATISTICS

Date/Opp.	RECEIVING					RUSHING				
	GP	GS	No.	Yards	Avg.	LG	TD	No.	Yards	Avg.
9/11 vs. DET	1	1	3	35	11.7	16	2	0	0	0.0
9/18 @ DEN	1	1	4	37	9.3	22	0	0	0	0.0
9/25 vs. SD	1	1	6	65	10.8	16	0	0	0	0.0
10/2 @ JAX (UK)	1	1	1	6	6.0	6	0	0	0	0.0
10/9 vs. CHI	1	1	2	8	4.0	4	0	0	0	0.0
10/16 @ HOU	1	0	4	53	13.3	22	1	0	0	0.0
10/23 @ TEN	1	1	9	78	8.7	24	1	0	0	0.0
10/30 vs. KC	1	1	2	36	18.0	20	0	0	0	0.0
11/6 @ GB	1	1	5	61	12.2	20	0	0	0	0.0
11/20 vs. TEN	1	1	1	7	7.0	7	0	0	0	0.0
11/24 vs. PIT	1	0	2	25	12.5	18	0	0	0	0.0
12/5 @ NYJ	1	1	4	30	7.5	14	0	0	0	0.0
12/11 vs. HOU	1	1	5	55	11.0	15	0	0	0	0.0
12/18 @ OAK	1	1	4	32	8.0	13	0	0	0	0.0
1/1 vs. JAX										
2016 TOTALS	14	12	52	528	10.2	24	4	0	0	0.0

#### CAREER REGULAR SEASON STATISTICS

Year	RECEIVING					RUSHING				
	GP	GS	No.	Yards	Avg.	LG	TD	No.	Yards	Avg.
2016 IND	14	12	52	528	10.2	24	4	0	0	0.0
2015 IND	16	2	12	72	6.0	19	1	0	0	0.0
2014 IND	16	1	18	118	6.6	20	2	0	0	0.0
2013 IND	15	4	5	19	3.8	8	0	0	0	0.0
TOTAL	61	19	87	737	8.5	22	7	0	0	0.0

#### CAREER POSTSEASON STATISTICS

Year	RECEIVING					RUSHING				
	GP	GS	No.	Yards	Avg.	LG	TD	No.	Yards	Avg.
2014 IND	3	0	6	23	3.8	8	0	0	0	0.0
2013 IND	2	1	1	7	7.0	7	0	0	0	0.0
TOTAL	5	1	7	30	4.3	8	0	0	0	0.0

SPECIAL TEAMS TACKLES: 11 (2016 - 4, 2015 - 1, 2014 - 3, 2013 - 3)

POSTSEASON SPECIAL TEAMS TACKLES: 4 (2014 - 2, 2013 - 2)

ADDITIONAL STATS: Returned a kickoff 10 yards vs. Denver (11/8/15).  
Returned a kickoff 15 yards at Pittsburgh (12/6/15).

# 41

S



## MATTHIAS FARLEY

5-11 • 210 • NOTRE DAME

NFL EXP: Rookie

HOW ACQUIRED: W – 2016 (ARZ)

BORN: 7/15/92

GP/GS (POSTSEASON): 14/0 (0/0)

### CAREER TRANSACTIONS:

- Claimed by the Colts off waivers (Arizona) on September 4, 2016.
- Waived by the Arizona Cardinals on September 3, 2016.
- Signed by the Cardinals as an undrafted free agent on May 2, 2016.

### 2016 (COLTS):

- In a Week 1 loss against Detroit (9/11), saw action at safety and on special teams and finished with one special teams stop.
- Notched his first career tackle in the secondary and added one stop on special teams in a Week 2 loss at Denver (9/18).
- Finished with one special teams tackle in a Week 3 win against San Diego (9/25).
- In a Week 4 loss at Jacksonville (10/2), saw action on special teams and totaled one tackle.
- Participated on special teams in a Week 5 victory against Chicago (10/9).
- Finished with one special teams tackle in a Week 6 loss at Houston (10/16).
- In a Week 7 win at Tennessee (10/23), competed on special teams and notched two tackles.
- Participated at safety and on special teams in a Week 8 loss against Kansas City (10/30), but did not record a tackle.
- Competed on special teams in a Week 9 win at Green Bay (11/6).
- Finished with one special teams tackle in a Week 11 victory against Tennessee (11/20).
- Posted one special teams tackle in a Week 12 loss against Pittsburgh (11/24).
- Participated on special teams in a Week 13 victory at the New York Jets (12/5) and notched two special teams tackles.
- In a Week 14 loss against Houston (12/11), competed on special teams, but did not record a tackle.
- Saw action at safety and finished with one tackle and added one special teams stop in a Week 15 victory against Minnesota (12/18).

### COLLEGE:

- Played in 52 games (26 starts) in four seasons at

### SINGLE-GAME HIGHS

**TACKLES: 1, two times** (Last at MIN 12/18/16)

**SACKS: 0.0**

**FF: 0**

**FR: 0**

**INT: 0**

**PD: 0**

Notre Dame and recorded 192 tackles, 9.5 tackles for loss, 3.5 sacks, eight interceptions, 13 passes defended and one forced fumble.

- Posted 40 or more tackles in all four seasons at Notre Dame.
- Appeared in 13 games (three starts) as a senior in 2015 and collected 41 tackles, one forced fumble, one interception and two passes defended.
- Competed in 13 games (four starts) in 2014 and set career highs with 53 tackles, 6.5 tackles for loss, 3.5 sacks, four interceptions and five passes defended. His four interceptions tied for the team lead and he ranked second on the team in sacks.
- Played in 13 games (eight starts) in 2013 and recorded 49 tackles, two interceptions and five passes defended.
- Moved to safety in 2012 and started a career-high 11-of-13 games in his first year on defense as he finished with 49 tackles, 2.0 tackles for loss and one interception. Helped Notre Dame finish the regular season 12-0 and earn a spot in the BCS National Championship Game.
- Began his collegiate career as a wide receiver and redshirted in 2011.

### PERSONAL:

- Led Christian High School in Charlotte, N.C. to the 2010 North Carolina Independent Schools Athletic Association state football title.
- Selected to the NCISAA Division I All-State team as a wide receiver by the *Charlotte Observer* following his senior season in 2010.
- Did not start playing football until his junior year of high school. He played soccer his first two years.
- Ranked No. 18 on the *MaxPrep* Top 25 Safeties list.
- Tabbed a first-team all-conference choice at wide receiver in 2010 by the *Charlotte Observer*.
- Named to the 2010 All-Mecklenburg First Team

- by the *Charlotte Observer* as a defensive back after totaling 39 tackles and two interceptions.
- Registered 49 tackles and one interception during his senior season. Had 37 receptions for more than 600 yards and registered 10 touchdowns in 2010.
  - Named one of top 25 players in North Carolina in 2010 by the *Charlotte Observer*.
  - Recorded 37 receptions for more than 900 yards and 12 touchdowns as a junior in 2009.
  - Helped guide Christian to the state runner-up spot in the North Carolina playoffs as a junior in 2009.
  - Graduated from Notre Dame in May of 2015, with a degree in film, television and theatre from the College of Arts and Letters.
  - A native of Charlotte, N.C.

GETTING TO KNOW MATTHIAS FARLEY

**Favorite team and/or athlete outside of football:** Barcelona/Ronaldinho

**Favorite musician and/or song:** Bob Marley and Dave Matthews

**Hobbies outside of football:** I take my bird dog hunting and I play the ukulele

**Favorite food:** Mexican food

**Favorite vacation spot:** The mountains

**Favorite movie:** *A Place Beyond the Pines*

**What's the one thing you couldn't live without:** My family, I have a really big, close family.

2016 GAME-BY-GAME STATISTICS

Date/Opp.	GP	GS	Solo	Asst.	Total	Sacks	PD	FF	FR	INT	Yds	Avg.	LG	TD
9/11 vs. DET	1	0	0	0	0	0.0	0	0	0	0	0	0.0	0	0
9/18 @ DEN	1	0	1	0	1	0.0	0	0	0	0	0	0.0	0	0
9/25 vs. SD	1	0	0	0	0	0.0	0	0	0	0	0	0.0	0	0
10/2 @ JAX	1	0	0	0	0	0.0	0	0	0	0	0	0.0	0	0
10/9 vs. CHI	1	0	0	0	0	0.0	0	0	0	0	0	0.0	0	0
10/16 @ HOU	1	0	0	0	0	0.0	0	0	0	0	0	0.0	0	0
10/23 @ TEN	1	0	0	0	0	0.0	0	0	0	0	0	0.0	0	0
10/30 vs. KC	1	0	0	0	0	0.0	0	0	0	0	0	0.0	0	0
11/6 @ GB	1	0	0	0	0	0.0	0	0	0	0	0	0.0	0	0
11/20 vs. TEN	1	0	0	0	0	0.0	0	0	0	0	0	0.0	0	0
11/24 vs. PIT	1	0	0	0	0	0.0	0	0	0	0	0	0.0	0	0
12/5 @ NYJ	1	0	0	0	0	0.0	0	0	0	0	0	0.0	0	0
12/11 vs. HOU	1	0	0	0	0	0.0	0	0	0	0	0	0.0	0	0
12/18 @ MIN	1	0	1	0	1	0.0	0	0	0	0	0	0.0	0	0
12/24 @ OAK														
1/1 vs. JAX														
2016 TOTALS	14	0	2	0	2	0.0	0	0	0	0	0	0.0	0	0

CAREER REGULAR SEASON STATISTICS

Year	GP	GS	Solo	Asst.	Total	Sacks	PD	FF	FR	INT	Yds	Avg.	LG	TD
2016 IND	14	0	2	0	2	0.0	0	0	0	0	0	0.0	0	0
TOTAL	14	0	2	0	2	0.0	0	0	0	0	0	0.0	0	0

SPECIAL TEAMS TACKLES: 12 (2016 - 12)

# 34

RB

## JOSH FERGUSON



**5-10 • 200 • ILLINOIS**

**NFL EXP:** Rookie

**HOW ACQUIRED:** FA – 2016

**BORN:** 5/23/93

**GP/GS (POSTSEASON):** 14/0 (0/0)

### CAREER TRANSACTIONS:

- Signed by the Colts as an undrafted free agent on May 5, 2016.

### 2016 (COLTS):

- In a Week 1 loss against Detroit (9/11), posted one carry for a loss of two yards and added two receptions for 26 yards in his NFL debut.
- Led the team with five receptions totaling 29 yards in a Week 2 loss at Denver (9/18). Also contributed with two carries for seven yards.
- Finished with one carry for two yards and added three receptions for 29 yards with a long catch of 14 yards in a Week 3 win against San Diego (9/25).
- In a Week 4 loss at Jacksonville (10/2), tied for the team lead with seven receptions totaling 33 yards, while adding three rushes.
- Tallied one carry for three yards and added two receptions for 10 yards in a Week 5 victory against Chicago (10/9). Also added one special teams tackle.
- Competed at running back and on special teams in a Week 6 loss at Houston (10/16). Logged one kickoff return for 23 yards.
- In a Week 7 win at Tennessee (10/23) saw action at running back, but did not register a rush or catch. Recovered an onside kick in the second quarter, which led to a Colts field goal.
- Participated at running back and special teams in a Week 8 loss against Kansas City (10/30). Returned one punt and contributed with one special teams stop.
- Caught one pass for nine yards in a Week 9 win at Green Bay (11/6).
- Finished with one tackle on special teams in a Week 11 victory against Tennessee (11/20).
- Competed on special teams in a Week 12 loss against Pittsburgh (11/24).
- In a Week 13 victory at the New York Jets (12/5), totaled five carries for 11 yards.
- Returned one kickoff for 14 yards and notched one special teams stop in a Week 14 loss against Houston (12/11).
- Totaled two carries for one yard in a Week 15 victory at Minnesota (12/18).

### SINGLE-GAME HIGHS

**ATT: 5 at NYJ** (12/5/16)

**YARDS: 11 at NYJ** (12/5/16)

**TDS: 0**

**LG: 11 at NYJ** (12/5/16)

**REC: 7 at JAX** (10/2/16)

**YARDS: 33 at JAX** (10/2/16)

**TDS: 0**

**LG: 14 vs. SD** (9/25/16)

### COLLEGE:

- Played in 47 games at Illinois and finished second in school history with 4,474 all-purpose yards. Tallied 505 carries for 2,586 yards and 18 touchdowns, 168 receptions for 1,507 yards and eight touchdowns and 21 kickoff returns for 381 yards.
- Holds the Illinois record for the most career receptions and receiving yards by a running back.
- Ranks in the top 10 in school history in career receptions (third), rushing yards (sixth) and touchdowns (tied for seventh).
- Finished the 2015 season as the only active FBS player with 2,500-plus rushing and 1,500-plus receiving yards in career.
- In 2015, played in nine games and garnered Third Team All-Big Ten honors (by the coaches and media) after registering 129 carries for 708 yards and three touchdowns and 37 receptions for 280 yards and two touchdowns. He was named an Illini team captain and the team's Offensive Player of the Year.
- As a junior in 2014, played in all 13 games (nine starts) and led the team in rushing attempts (146), yards (735) and touchdowns (eight). Finished second on the team in receptions (50) and third in receiving yards (427) and added two receiving touchdowns. Led the team in all-purpose yards (1,162) and scoring (60 points).
- Appeared in 12 games in 2013 and tallied 141 carries for 779 yards and seven touchdowns. Also caught 50 passes for 535 yards and four touchdowns and had two kickoff returns for 37 yards. Ranked second in the FBS in receiving yards per game by a running back (44.6) and was ninth in the Big Ten in all-purpose yards per game (112.6).

- In 2012, he played in 10 games (six starts) as a redshirt freshman and rushed for 312 yards on 75 carries and had 29 receptions for 251 yards. Also returned 19 kickoffs for 344 yards (18.1 avg.). He led the team with 907 all-purpose yards.
- As a freshman in 2011, played in the first three games of the season before suffering an injury. Rushed 14 times for 52 yards and caught two passes for 14 yards before receiving a medical hardship waiver.

**PERSONAL:**

- Attended Joliet (Ill.) Catholic High School and was rated as a three-star recruit by *Rivals.com* and was an All-Midwest selection by *PrepStar*.
- Named a *Chicago Tribune* First Team All-State selection, a *Chicago Sun-Times* All-Area choice, an Illinois High School Football Coaches Association Class 5A All-State selection and a *Champaign News-Gazette* All-State special mention choice.
- Was MVP of the East Suburban Catholic League.
- Named the *Joliet Herald News* Co-MVP and Player of the Year in 2010.
- Totaled 145 carries for 1,868 yards and 25 touchdowns in 2009 as his team finished as the 5A state runner-up.
- A kinesiology major.
- A native of Naperville, Ill.

**GETTING TO KNOW JOSH FERGUSON**

**Favorite team and/or athlete outside of football:** Chicago Bulls/Steph Curry  
**Favorite musician and/or song:** Isley Brothers  
**Hobbies outside of football:** I love watching movies, especially Quentin Tarantino movies  
**What is something interesting about you that most people may not know:** I used to play the saxophone

**Favorite food:** Steak  
**Favorite vacation spot:** Miami  
**If you could have lunch with three people, living or dead, who would they be:** Michael Jordan, Warren Buffet and Derek Prince  
**Favorite movie:** *The Dark Knight Rises*  
**What's the one thing you couldn't live without:** My Bible

2016 GAME-BY-GAME STATISTICS

Date/Opp.	RUSHING					RECEIVING				
	GP	GS	No.	Yards	Avg.	LG	TD	No.	Yards	Avg.
9/11 vs. DET	1	0	1	-2	-2.0	-2	0	2	26	13.0
9/18 @ DEN	1	0	2	7	3.5	6	0	5	29	5.8
9/25 vs. SD	1	0	1	2	2.0	2	0	3	29	9.7
10/2 @ JAX (UK)	1	0	3	-2	-0.7	1	0	7	33	4.7
10/9 vs. CHI	1	0	1	3	3.0	3	0	2	10	5.0
10/16 @ HOU	1	0	0	0	0.0	0	0	0	0	0.0
10/23 @ TEN	1	0	0	0	0.0	0	0	0	0	0.0
10/30 vs. KC	1	0	0	0	0.0	0	0	0	0	0.0
11/6 @ GB	1	0	0	0	0.0	0	0	1	9	9.0
11/20 vs. TEN	1	0	0	0	0.0	0	0	0	0	0.0
11/24 vs. PIT	1	0	0	0	0.0	0	0	0	0	0.0
12/5 @ NYJ	1	0	5	11	2.2	11	0	0	0	0.0
12/11 vs. HOU	1	0	0	0	0.0	0	0	0	0	0.0
12/18 @ MIN	1	0	2	1	0.5	1	0	0	0	0.0
12/24 @ OAK										
1/1 vs. JAX										
2016 TOTALS	14	0	15	20	1.3	11	0	20	136	6.8

CAREER REGULAR SEASON STATISTICS

Year	RUSHING					RECEIVING				
	GP	GS	No.	Yards	Avg.	LG	TD	No.	Yards	Avg.
2016 IND	14	0	15	20	1.3	11	0	20	136	6.8
TOTAL	14	0	15	20	1.3	11	0	20	136	6.8

SPECIAL TEAMS TACKLES: 5 (2016 - 5)

CAREER REGULAR SEASON RETURN STATISTICS

Year	GP	GS	PR	FC	Yards	Avg.	LG	TD	KR	Yards	Avg.	LG
2016 IND	14	0	1	0	0	0.0	0	0	3	61	20.3	24
TOTAL	14	0	1	0	0	0.0	0	0	3	61	20.3	24

ADDITIONAL STATS: Recorded an onside kick recovery at Tennessee (10/23).



# 26

S



## CLAYTON GEATHERS

**6-2 • 220 • CENTRAL FLORIDA**

**NFL EXP:** 2 (2nd Year with Colts)

**HOW ACQUIRED:** D4 – 2015 (109th overall)

**BORN:** 6/1/92

**GP/GS (POSTSEASON):** 24/11 (0/0)

### CAREER TRANSACTIONS:

- Selected by the Colts in the fourth round (109th overall) of the 2015 NFL Draft.

### 2016 (COLTS):

- Listed as inactive for a Week 1 loss against Detroit (9/11).
- Made his first start of the season at free safety in a Week 2 loss at Denver (9/18) and compiled six tackles (five solo).
- Started at free safety in a Week 3 win against San Diego (9/25) and posted six solo tackles, 1.0 tackle for loss and his first career forced fumble. The forced fumble came on San Diego's second to last possession of the game as the Chargers were trying to score a touchdown and take the lead. The ball was recovered by teammate, Mike Adams and essentially ended the game.
- In a Week 4 loss at Jacksonville (10/2), started at free safety and registered two tackles, one pass defended and one special teams stop.
- Started at free safety in a Week 5 victory against Chicago (10/9) and compiled a team-leading 10 tackles (nine solo).
- Finished with six solo tackles starting at free safety in a Week 6 loss at Houston (10/16).
- In a Week 7 win at Tennessee (10/23), started at free safety and posted five solo tackles and one pass defended.
- Led the team with eight tackles (six solo) starting at free safety in a Week 8 loss against Kansas City (10/30). Also added 1.0 tackle for loss and one pass defended.
- Started at free safety in a Week 9 win at Green Bay (11/6) and led the team with eight tackles (seven solo) and one pass defended.
- Finished with nine tackles (eight solo) and one pass defended starting at free safety in a Week 11 victory against Tennessee (11/20). Also added one special teams tackle. Stuffed Titans running back DeMarco Murray on a 4th and 1 attempt late in the fourth quarter to help seal the win.
- Listed as inactive for a Week 12 loss against Pittsburgh (11/24).
- Was inactive for a Week 13 win at the New York Jets (12/5).

### SINGLE-GAME HIGHS

**TACKLES:** 10 vs. CHI (10/9/16)

**SACKS:** 0.0

**FF:** 1 vs. SD (9/25/16)

**FR:** 1 at JAX (12/13/15)

**INT:** 0

**PD:** 1, five times (Last: vs. TEN 11/20/16)

- Listed as inactive for a Week 14 loss against Houston (12/11).
- Placed on Injured Reserve on December 12.

### 2015 (COLTS):

- Saw action in 15 games (two starts) and compiled 31 tackles (23 solo), one fumble recovery and one pass defended. Also ranked third on the team with eight special teams tackles.
- Finished with two tackles and one pass defended in his first career game during a Week 1 loss at Buffalo (9/13).
- Competed on defense and on special teams in a Week 3 win at Tennessee (9/27). Compiled three special teams stops.
- In a Week 5 win at Houston (10/8), totaled five tackles (four solo) and added one special teams tackle.
- Made his first career NFL start at strong safety in a Week 11 win at Atlanta (11/22) and finished with nine solo tackles and one stop on special teams.
- Started at strong safety in a Week 12 victory against Tampa Bay (11/29) and logged eight tackles (four solo).
- Tallied one tackle and his first career fumble recovery in a Week 14 loss at Jacksonville. The recovery came off a sack-forced fumble from teammate Mike Adams in the second quarter.

### COLLEGE:

- Played in 53 games (52 starts) at Central Florida and totaled 383 tackles (226 solo), 19.0 tackles for loss, three interceptions, five forced fumbles, two fumble recoveries, 1.0 sack and 30 passes defended.
- His 383 career tackles are the third most in school history and his 53 career games played are tied for a school record.
- Named a First Team All-American Athletic

- Conference selection as a senior season. Also served as a team captain his senior year and was named the team's Most Outstanding Defensive Back.
- Was a Second Team All-American Athletic Conference choice as a junior.
  - As a team captain in 2014, started all 13 games and notched 97 tackles (58 solo), 6.5 tackles for loss, nine passes defended, one interception, one forced fumble, one fumble recovery and 1.0 sack.
  - Was selected as the squad's Most Outstanding Defensive Back.
  - In 2013, started all 13 games at strong safety and earned Second Team All-American Athletic Conference honors after totaling 100 tackles (64 solo), 4.5 tackles for loss, two interceptions, two forced fumbles, one fumble recovery and 10 passes defended.
  - Was named UCF's Most Improved Defensive Player.
  - Started 14 games at strong safety in 2012 and ranked second on the team with 117 tackles while adding 4.0 tackles for loss, two forced fumbles and five passes defended.
  - In 2011, started all 12 games at strong safety and recorded 67 tackles (40 solo), 1.0 tackle for loss and six passes defended.
  - Was voted to the Conference USA All-Freshman Team.
  - Played in one game in 2010, posting two tackles.

**PERSONAL:**

- Played at Carvers Bay High School in Hemingway, S.C. and helped his team to a Lower State Championship in 2007 and 2008 and a 33-4 overall record from 2007-09.
- Was named an all-state selection as a defensive

- back in 2009 and as a running back in 2008.
- Was the team's Offensive MVP as a junior, rushing for 1,500 yards and 23 touchdowns while adding four interceptions on defense.
  - A three-time all-region pick.
  - Played in the Shrine Bowl of the Carolinas.
  - In 2015, participated in the Colts annual playground build.
  - Was a volunteer and packed meals for the Million Meal Marathon in 2015.
  - In 2015, served as a volunteer and fitted students for new shoes and hats during the Colts Cold Feet Warm Shoes event.
  - In 2015, shopped for the holidays with underserved children as part of the Shop with a Colt event.
  - Volunteered with Gleaners Food Bank for the Mayor's Day of Service and helped pack backpacks with food for local students.
  - Majored in sports and fitness at UCF.
  - Joins five other NFL family members: Jumpy Geathers, Robert Geathers, Sr., Robert Geathers, Jr., Kwame Geathers and Clifton Geathers.

**GETTING TO KNOW CLAYTON GEATHERS**

**Favorite musician and/or song:** Phil Collins – “In the Air Tonight”  
**Hobbies outside of football:** Playing with RC cars and playing video games, mostly Call of Duty  
**What is something interesting about you that most people may not know:** That I play with RC cars

**Favorite vacation spot:** Jamaica  
**If you could have lunch with three people, living or dead, who would they be:** James Geathers, Sean Taylor and Dr. Martin Luther King, Jr.  
**Favorite movie:** *The Five Heartbeats*  
**What's the one thing you couldn't live without:** Family

2016 GAME-BY-GAME STATISTICS														
Date/Opp.	GP	GS	Solo	Asst.	Total	Sacks	PD	FF	FR	INT	Yds	Avg.	LG	TD
9/11 vs. DET						INACTIVE								
9/18 @ DEN	1	1	5	1	6	0.0	0	0	0	0	0	0.0	0	0
9/25 vs. SD	1	1	6	0	6	0.0	0	1	0	0	0	0.0	0	0
10/2 @ JAX (UK)	1	1	2	0	2	0.0	1	0	0	0	0	0.0	0	0
10/9 vs. CHI	1	1	9	1	10	0.0	0	0	0	0	0	0.0	0	0
10/16 @ HOU	1	1	6	0	6	0.0	0	0	0	0	0	0.0	0	0
10/23 @ TEN	1	1	5	0	5	0.0	1	0	0	0	0	0.0	0	0
10/30 vs. KC	1	1	6	2	8	0.0	1	0	0	0	0	0.0	0	0
11/6 @ GB	1	1	7	1	8	0.0	1	0	0	0	0	0.0	0	0
11/20 vs. TEN	1	1	8	1	9	0.0	1	0	0	0	0	0.0	0	0
11/24 vs. PIT						INACTIVE								
12/5 @ NYJ						INACTIVE								
12/11 vs. HOU						INACTIVE								
12/18 @ MIN						INJURED RESERVE								
12/24 @ OAK														
1/1 vs. JAX														
2016 TOTALS	9	9	54	6	60	0.0	5	1	0	0	0	0.0	0	0

CAREER REGULAR SEASON STATISTICS														
Year	GP	GS	Solo	Asst.	Total	Sacks	PD	FF	FR	INT	Yds	Avg.	LG	TD
2016 IND	9	9	54	6	60	0.0	5	1	0	0	0	0.0	0	0
2015 IND	15	2	23	8	31	0.0	1	0	1	0	0	0.0	0	0
TOTAL	24	11	77	14	91	0.0	6	1	1	0	0	0.0	0	0

SPECIAL TEAMS TACKLES: 10 (2016 - 2, 2015 - 8)

SPECIAL TEAMS TACKLES: 10 (2016 - 2, 2015 - 8)

71  
T/G

## DENZELLE GOOD



6-5 • 355 • MARS HILL

**NFL EXP:** 2 (2nd Year with Colts)

**HOW ACQUIRED:** D7 – 2015 (255th overall)

**BORN:** 3/8/91

**GP/GS (POSTSEASON):** 16/14 (0/0)

### CAREER TRANSACTIONS:

- Selected by the Colts in the seventh round (255th overall) of the 2015 NFL Draft.

### 2016 (COLTS):

- Started at right guard in a Week 1 loss against Detroit (9/11). Provided time for the Colts offense to generate 450 net yards as quarterback Andrew Luck threw for 385 yards and four touchdowns.
- In a Week 2 loss at Denver (9/18), started at right guard and blocked for an offense that totaled 253 net yards.
- Was listed as inactive for a Week 3 win against San Diego (9/25).
- Listed as inactive for a Week 4 loss at Jacksonville (10/2).
- Started at right guard in a Week 5 victory against Chicago (10/9) and blocked for quarterback Andrew Luck who threw for 322 yards and two touchdowns.
- In a Week 6 loss at Houston (10/16), started at right guard and blocked for Frank Gore who became the team's first 100-yard rusher (106) in 55 consecutive regular season games.
- Blocked for a Colts offense that recorded 422 net yards, starting at right guard in a Week 7 win at Tennessee (10/23). Also provided time for Andrew Luck to throw for 353 yards and three touchdowns.
- Started at right guard in a Week 8 loss against Kansas City (10/30) and provided time for Andrew Luck to throw for 210 yards and two touchdowns.
- In a Week 9 win at Green Bay (11/6), blocked for Andrew Luck to throw for 281 yards and one touchdown and opened rushing lanes for Frank Gore to record 60 yards and two touchdowns.
- In a Week 11 victory against Tennessee (11/20), started at right guard and blocked for an offense that recorded 327 net yards as Andrew Luck threw for 262 yards and two touchdowns.
- Started at right guard in a Week 12 loss against Pittsburgh (11/24) and blocked for Scott Tolzien to throw for 205 yards and one touchdown.
- In a Week 13 victory at the New York Jets (12/5), started at right guard and blocked for a Colts offense that generated 421 total net yards.
- Listed as inactive for a Week 14 loss against Houston (12/11).

- Was inactive for a Week 15 victory at Minnesota (12/18).

### 2015 (COLTS):

- In his rookie season, participated in six games (four starts) at right tackle. Was inactive for 10 contests. Blocked for a Colts offense that totaled 5,142 yards of net offense and assisted running back Frank Gore who posted the most rushing yards in a season for a Colts running back (967) dating back to 2007.
- Started his first career NFL contest at right tackle in a Week 12 victory against Tampa Bay (11/29). Blocked for quarterback Matt Hasselbeck who threw for 315 yards and two touchdowns in the win.
- In a Week 13 loss at Pittsburgh (12/6), started at right tackle and provided time for the Colts offense to net 240 yards.
- Started at right tackle in a Week 14 loss at Jacksonville (12/13) and blocked for a Colts offense that generated 322 net yards.
- In a Week 17 victory against Tennessee (1/3/16), started at right tackle and assisted a Colts offense that compiled 327 net yards and 127 rushing yards.

### COLLEGE:

- A two-time First Team All-South Atlantic Conference choice at Mars Hill.
- Did not allow a sack in the three years he competed with the Mountain Lions.
- Was a participant in the 2015 NFL Regional Combine in Baltimore and Super Regional Combine in Arizona.
- In 2014, started in 10 games and was a First-Team All-SAC selection.
- Blocked for an offense that ranked fourth in the South Atlantic Conference in yards per game (404.9).
- Provided time for quarterback Trent Miller to rank third in the conference averaging 178.1 yards per game while throwing nine touchdowns.
- Earned First-Team All-SAC honors for the first time in his collegiate career in 2013.
- Blocked for quarterback Trent Miller who earned SAC Offensive Freshman of the Year honors after totaling 2,757 yards and 23 touchdowns.
- Started in all 10 games on the offensive line in 2012.
- Did not play football in 2011.
- Did not see action as a freshman at N.C. State in 2010.

**PERSONAL:**

- Played offensive tackle at Gaffney (S.C.) High School and was rated as the No. 5 overall prospect in South Carolina.
- Was a two-time all-region and all-area selection.
- Named to the All-Atlantic Region class of 2009 by *PrepStar*.
- In 2008, was voted a first-team all-state selection by The Associated Press, Coaches Poll, Media Poll and HSSR Poll.
- Participated in the Shrine Bowl following his senior season.
- Volunteered for the Colts Day in Schools event reading books to elementary students in 2015.
- In 2015, participated in the Colts Humane Society visit and spent time with shelter dogs and cats.
- A native of Gaffney, S.C.

**CAREER GP/GS (POSTSEASON):**

2016 IND: 10/10

2015 IND: 6/4

**TOTAL: 16/14**

GETTING TO KNOW DENZELLE GOOD	
<b>Favorite team and/or athlete outside of football:</b> Miami Heat/LeBron James	<b>Favorite vacation spot:</b> North Myrtle Beach
<b>Favorite musician and/or song:</b> Lil Wayne	<b>If you could have lunch with three people, living or dead, who would they be:</b> My granny, Bob Marley and Michael Jackson
<b>Hobbies outside of football:</b> Drawing and cooking	<b>Favorite movie:</b> <i>Don't Be a Menace to South Central While Drinking Your Juice in the Hood</i>
<b>What is something interesting about you that most people may not know:</b> I still watch Cartoon Network faithfully	<b>What's the one thing you couldn't live without:</b> My family
<b>Favorite food:</b> Pizza	

# 23

RB

## FRANK GORE



PRO BOWL  
5 (2006, 09, 11-13)



5-9 • 217 • MIAMI (FL)

NFL EXP: 12 (2nd Year with Colts)

HOW ACQUIRED: UFA – 2015 (SF)

BORN: 5/14/83

GP/GS (POSTSEASON): 179/164 (8/8)

### CAREER TRANSACTIONS:

- Signed by the Colts as an unrestricted free agent on March 10, 2015.
- Selected by the San Francisco 49ers in the third round (65th overall) of the 2005 NFL Draft.

### PRO CAREER:

- Has been selected to five Pro Bowls (2006, 2009, 2011, 2012 and 2013).
- Has rushed for 12,931 yards, the eighth most in NFL history.
- Is one of only 11 players in NFL history to have at least eight 1,000-yard rushing seasons. Gore's eight 1,000-yard seasons are tied with Steven Jackson for the most among all active players.
- Is one-of-four players to rush for 11,000 yards while playing for one team.
- Surpassed 10,000 career rushing yards on Sept. 7, 2014 and became the 29th player in NFL history to rush for 10,000-or-more yards in a career, and just the 10th player to reach that mark while also playing 10 seasons with one team. He's also one of only two players drafted in the third round or later to rush for 10,000 yards. The other is Pro Football Hall of Famer Curtis Martin.
- Ranks first in 49ers history in rushing yards (11,073), attempts (2,442) and touchdowns (64).
- Ranks second in 49ers history in yards from scrimmage (13,956), trailing only Pro Football Hall of Fame wide receiver Jerry Rice (19,872).
- Logged seven 1,000-yard rushing seasons (2006-09, 2011-13), the most 1,000-yard seasons in 49ers history. Gore's seven 1,000-yard rushing seasons rank second among all active players, trailing only Steven Jackson.
- In 2009, Gore and tight end Vernon Davis became just the second set of 49er teammates to each have at least 13 touchdowns in a season. In 1995, wide receiver Jerry Rice had 17 and running back Derek Loville had 13.
- Since his rookie season in 2005, the 49ers were 41-9-1 when Gore had 20-plus carries and 31-8 when he broke the 100-yard plateau.
- With 23 touches (21 carries, two receiving) at New England on Dec. 16, 2012, reached 2,197 total touches and surpassed running back Roger Craig for the most in 49ers history.

### SINGLE-GAME HIGHS

**ATT: 31, two times** (Last: at DEN 10/30/11)

**YARDS: 212 vs. SEA** (11/19/06)

**TDS: 2, 13 times** (Last: at GB 11/6/16)

**LG: 80t vs. SEA** (9/20/09)

**REC: 11 at ARZ** (11/25/07)

**YARDS: 102 at KC** (9/26/10)

**TDS: 1, 16 times** (Last: vs. HOU 12/11/16)

**LG: 55t vs. PHI** (9/28/14)

- Scored 83 total touchdowns (70 rushing, 12 receiving, one fumble return) while playing in San Francisco, good for the third-most in 49ers history.
- His 12,931 rushing yards since his rookie season in 2005 rank as the most in the NFL during that time span.
- Earned Pro Bowl honors in 2006 after setting single-season franchise records in San Francisco with 312 carries, 1,695 rushing yards, 2,180 total yards from scrimmage and nine 100-yard rushing games.
- Has the most 100-yard rushing games in 49ers history (39). His seven 150-yard performances are also the most in San Francisco franchise history.
- Has the most consecutive 100-yard rushing games (five) in 49ers history.
- Ranks second in San Francisco franchise history in receptions (342) and receiving yards (2,883) by a running back.
- In 2006 and 2010, was named the recipient of the 49ers Bill Walsh Award.
- Set a 49ers single-game rushing record with 212 yards vs. Seattle on November 19, 2006.
- Has started 90 consecutive games at running back, which is the most among all active running backs in the NFL.
- A finalist for the 2016 Art Rooney Sportsmanship Award, which is presented to a player who best demonstrates the qualities of on-field sportsmanship, including fair play, respect for the game and opponents, and integrity in competition.

### 2016 (COLTS):

- In a Week 1 loss against Detroit (9/11), led the team in rushing with 14 carries for 59 yards (4.2 avg.) while adding four receptions for 19 yards. With 59 rushing yards, passed Thurman Thomas (12,074) for the 14th most rushing yards

in NFL history.

- Led the team in rushing with 13 carries for 44 yards while adding three receptions for 19 yards and one touchdown in a Week 2 loss at Denver (9/18). With 44 yards, Gore passed Franco Harris (12,120) for the 13th most rushing yards in NFL history. With 63 yards from scrimmage, he passed Warrick Dunn (15,306) for the 17th most in NFL history. Brought the Colts within three points with his seven-yard touchdown reception with 4:02 remaining in the fourth quarter. It was his first receiving touchdown since a Dec. 6, 2015 loss at Pittsburgh.
- Started at running back in a Week 3 win against San Diego (9/25) and totaled 21 carries for 82 yards (3.9 avg.) and one touchdown. Posted 70 rushing yards in the first half of play, which is the third-most for a Colts running back in a first half dating back to 2014. (Daniel Herron – 79 on Nov. 30, 2014 and Gore – 72 on Dec. 27, 2015). Gave the Colts a 10-0 lead in the first quarter with his six-yard rushing touchdown. It was his first rushing score of the season and the 71st of his career. With 83 yards from scrimmage, Gore passed Isaac Bruce (15,347) and Eric Dickerson (15,396) for the 16th and 15th most in NFL history.
- In a Week 4 loss at Jacksonville (10/2), started at running back and totaled 16 carries for 68 yards and one touchdown while adding five receptions for 27 yards. With 68 rushing yards, passed Marcus Allen (12,243), Edgerrin James (12,246) and Marshall Faulk (12,246) for the 12th, 11th and 10th-most rushing yards in NFL history. With 16 carries, passed Steven Jackson (2,764) for the 16th most in NFL history and with 95 yards from scrimmage, passed Randy Moss (15,451) for the 14th most in NFL history. Tallied the team's first touchdown of the game at the 14:48 mark of the fourth quarter to cut the Jaguars lead to 23-13. The score marked the first time he scored at least one touchdown (rushing or receiving) in three consecutive games since Nov. 25 – Dec. 9, 2012.
- Tallied 14 carries for 75 yards and added

one reception for four yards in a Week 5 victory against Chicago (10/9). With 75 rushing yards, passed Jim Brown (12,312) for ninth place on the NFL's all-time rushing yardage list.

- Started at running back in a Week 6 loss at Houston (10/16) and tallied 22 carries for 106 yards and added one catch for two yards. With 106 yards, registered the team's first 100-yard rushing performance in 55 regular season games. With 108 scrimmage yards, passed Edgerrin James (15,610) and Tiki Barber (15,632) for the 13th and 12th most in NFL history.
- In a Week 7 win at Tennessee (10/23), started at running back and led the Colts in rushing with 61 yards on 17 carries while adding five catches for 22 yards and one touchdown. Gave the Colts a 7-6 lead with his three-yard touchdown reception from Andrew Luck at the 4:46 mark of the first quarter. It was his second receiving touchdown of the season.
- Totaled nine carries for 37 yards and added two catches for 25 yards and one touchdown starting

at running back in a Week 8 loss against Kansas City (10/30). It was his third receiving touchdown of the season, which tied his season career-high (2009).

- Started at running back in a Week 9 win at Green Bay (11/6) and recorded 19 carries for 60 yards and two touchdowns and two catches for 11 yards. With two receptions, tallied 400 for his career and joined Walter Payton, Emmitt

Smith, Curtis Martin and LaDainian Tomlinson as the only NFL players with 12,500-plus rushing yards and 400-plus catches. His two rushing touchdowns tied a career single-game high, which he set on 12 other occasions.

With 19 carries, passed Marshall Faulk (2,836) for the 15th most rushes in NFL history. Gave the Colts a 14-3 lead with his seven-yard touchdown run with 4:28 remaining in the first quarter.

He posted his second touchdown of the game at the 9:35 mark in the fourth quarter, to





give the Colts a 31-13 advantage.

- Tallied 18 carries for 50 yards and added four receptions for 71 yards with a long catch of 49 yards starting at running back in a Week 11 victory against Tennessee (11/20). The 71 receiving yards were the sixth most in a single game in his career and his most since Sept. 26, 2010 at Kansas City (102). Logged a 49-yard reception in the first quarter, which led to a Colts touchdown. It was the second longest reception of his career (55t vs. Philadelphia, 9/28/14).
- Tallied 15 carries for 28 yards and added one catch for three yards in a Week 12 loss against Pittsburgh (11/24). With 15 carries, he passed Eddie George (2,685) and Thurman Thomas (2,877) for the 14th and 13th most carries in NFL history.
- Led the team with 20 carries for 79 rushing yards starting at running back in a Week 13 victory at the New York Jets (12/5). Following his 19-yard rush in the second quarter, he passed Tony Dorsett (12,739) for the eighth most rushing yards in NFL history.
- In a Week 14 loss against Houston (12/11), tallied 10 carries for 41 yards and added two receptions for 33 yards and one touchdown. With 74 scrimmage yards, passed Terrell Owens (16,185) for the 11th most in league history. Cut Houston's lead to 16-10 in the third quarter following his 18-yard touchdown reception. With the score, he set a new season-high in touchdown receptions with four.
- In a Week 15 victory at Minnesota (12/18), led both teams in rushing with 26 carries for 101 yards. He also added four catches for 14 yards. Reached 100 yards for the second time this season. It's the first time since 2007 a Colts running back rushed for multiple 100-yard rushing games in the same season (Joseph Addai, 4). With 26 carries he passed John Riggins (2,916) for the 12th most on the NFL's all-time list. Passed Tony Dorsett (16,293) for the 10th most yards from scrimmage in NFL history. Totaled 69 rushing yards in the first half.

## 2015 (COLTS):

- Started all 16 games at running back and totaled 260 carries for 967 yards and six touchdowns while adding 34 receptions for 267 yards and one score.
- His 967 rushing yards were the most for a Colts running back in a season dating back to 2007 (Joseph Addai, 1,072).
- In a Week 2 loss against the New York Jets (9/21), led the team in rushing with 15 carries for 57 yards (3.8 avg.). With 61 scrimmage yards (57 rushing, four receiving), he topped 14,000 for his career.
- Led the team in rushing with 14 carries for 86 yards and two touchdowns starting at running back in a Week 3 win at Tennessee (9/27). Scored his first touchdown in a Colts uniform when he found the end zone on a one-yard run in the first quarter to give Indianapolis a 7-0 lead. Added the game-winning six-yard touchdown with 2:51 remaining in

## QUICK HITS

Gore has been selected to five Pro Bowls (2006, 2009, 2011, 2012 and 2013) and is one of only 11 players in NFL history to have at least eight 1,000-yard rushing seasons.

Following his 10-year career with San Francisco, Gore ranks first in 49ers history in rushing yards (11,073), attempts (2,442) and touchdowns (64) and ranks second in yards from scrimmage (13,956), trailing only Pro Football Hall of Fame wide receiver Jerry Rice (19,872).

- the fourth quarter. It was his 11th career multiple touchdown game and his first two-touchdown game since Week 8 of the 2013 season against Jacksonville. With 86 rushing yards, passed O.J. Simpson (11,236) for the 19th-most rushing yards in NFL history.
- Totaled 22 carries for 98 yards (4.5 avg.) and one touchdown starting at running back in a Week 5 win at Houston (10/8). Tallied his third touchdown of the season on a three-yard rush on the team's opening offensive possession of the second half. With 98 yards, he passed John Riggins and Steven Jackson for the 17th-most rushing yards in NFL history. With 22 carries, he topped 2,500 rushes for his career.
- Led the team with 28 rushes for 83 yards and one touchdown and added one reception for 19 yards starting at running back in a Week 9 victory against Denver (11/8). Gave the Colts a 7-0 lead with his seven-yard rushing touchdown at the 6:48 mark of the first quarter. On the drive, he also contributed with a 17-yard gain. The touchdown signified the first points the Broncos defense allowed in the first quarter all season. His 28 carries were his most in a game dating back to Oct. 30, 2011 against Cleveland. He also passed Ottis Anderson for the 21st-most rushes in NFL history. With his 19-yard reception in the second quarter, Gore surpassed 3,000 receiving yards for his career.
- Totaled 14 carries for 34 yards and led the team with five receptions for 46 yards starting at running back in a Week 11 win at Atlanta (11/22). Passed Fred Taylor for the 15th-most rushing yards in NFL history.
- Started at running back and recorded 19 carries for 24 yards while adding two receptions for 13 yards in a Week 12 victory against Tampa Bay (11/29). With 19 rushes, passed Corey Dillon for the 20th-most and Ricky Watters for the 19th-most carries in NFL history.
- In a Week 13 loss at Pittsburgh (12/6), registered 13 carries for 45 yards and added three receptions for 49 yards and one touchdown. With 94 yards from scrimmage, surpassed Pro Football Hall of Famer Jim Brown for the 23rd-most and Ricky Watters for the 22nd-most yards from scrimmage

all-time in NFL history. Gave the Colts a 10-6 lead with his nine-yard touchdown reception from Matt Hasselbeck in the second quarter. It was his first receiving touchdown of the season and the 12th of his career.

- In a Week 15 loss against Houston (12/20), led the team with 16 carries for 44 yards while adding one catch for 15 yards. Topped 15,000 scrimmage yards for his career.
- In a Week 16 win at Miami (12/27), totaled 15 carries for 85 yards and two touchdowns and added two receptions for 10 yards. With 15 carries, passed Warrick Dunn for the 18th-most and Thomas Jones for the 17th-most rushing attempts in NFL history. With 95 yards from scrimmage, passed Steven Jackson for the 21st-most and Jerome Bettis for the 20th-most yards from scrimmage in NFL history. Gave the Colts an 8-0 lead following his 37-yard rushing touchdown in the first quarter. The rush was his longest of the season and the longest for the Colts dating back to Nov. 30, 2014 (Daniel Herron, 49-yard touchdown). Added his second score of the game on an 11-yard rush in the second quarter to give the Colts a 15-6 lead. Tied his single-game career-high with two rushing touchdowns, which he's accomplished 12 times in his career. Brought his season total to six rushing touchdowns, which is his most since 2013 (nine) as a member of San Francisco.
- Started his 76th consecutive game at running back in a Week 17 victory against Tennessee (1/3/16), which ranks first among active players. Totaled 19 carries for 76 yards in his 150th career start. With 76 rushing yards, he became the 15th player in NFL history to log 12,000 career rushing yards. Finished with 967 rushing yards on the season, which is the most for a Colts running back since 2007 (Joseph Addai, 1,072). With 76 yards from scrimmage, he passed Tim Brown for the 19th-most and Tony Gonzalez for the 18th-most yards from scrimmage in NFL history.

#### **2014 (49ERS):**

- Started all 16 games at running back and totaled 255 carries for 1,106 yards and four touchdowns while contributing with 11 receptions for 111 yards and one touchdown.
- Recorded 16 carries for 66 yards at Dallas (9/7), surpassing 10,000 career rushing yards.
- Rushed for 119 yards on 24 carries while adding one reception for 55 yards and one touchdown against Philadelphia (9/28). It marked his 36th career 100-yard game and his first since 12/8/13 (110 yards against Seattle). He hauled in a 55-yard touchdown pass from quarterback Colin Kaepernick, marking the longest reception of his career and the longest by a 49ers running back since 12/12/10 when Brian Westbrook had a 62-yard touchdown reception against Seattle.
- Registered 18 carries for 107 yards against Kansas

City (10/5), to move him past running back Ottis Anderson with the 26th-most rushing yards in NFL history. He rushed for 100-plus yards in consecutive weeks for the first time since registering five consecutive 100-yard games in 2011 (Oct. 2, 2011 – Nov. 6, 2011).

- Rushed for 158 yards and one touchdown on 26 carries (6.1 avg.) against San Diego (12/20), the fifth-most rushing yards in a single game in his career. His 52-yard touchdown run on the opening series of the game was his longest rush since Oct. 16, 2011 at Detroit (55 yards) and his longest touchdown run since Nov. 1, 2009 at Indianapolis (64 yards). He became the first player in the NFL to record a rushing touchdown and touchdown reception of 50-plus yards during the season (55-yard touchdown reception against Philadelphia on 9/28). He and quarterback Colin Kaepernick (151 yards) became the first 49ers teammates to rush for over 100 yards in the same game since Nov. 13, 1977 when Wilbur Jackson had 123 yards on the ground and Delvin Williams rushed for 110 yards. He and Kaepernick also became the fourth pair of teammates to rush for 150 plus yards in a game in NFL History, and the first since 1976.
- Recorded 25 carries for 144 yards against Arizona (12/28). Finished the season with 1,106 rushing yards, marking his fourth consecutive 1,000-yard season and the eighth of his career. He also surpassed 11,000 rushing yards for his career.

#### **2013 (49ERS):**

- Started all 16 games at running back and compiled 276 rushes for 1,128 yards and nine touchdowns. He added 16 receptions for 141 yards.
- With 21 carries for 44 yards and one touchdown, and two receptions for 21 yards against Green Bay (9/8), he passed running back Roger Craig (11,506 yards) and moved into second place in franchise history with 11,535 total yards from scrimmage.
- With 21 receiving yards against Indianapolis (9/22), he finished the game with 2,687 career receiving yards, moving into second place in franchise history for the most receiving yards by a running back. Running back Roger Craig holds the franchise record with 4,442 career receiving yards.
- Along with quarterback Colin Kaepernick, the duo had two rushing touchdowns at Jacksonville (10/27), and it marked the first time the 49ers had a quarterback and running back each run for two touchdowns in the same game since Oct. 1, 1961 (quarterback Billy Kilmer and running back/fullback J.D. Smith). The last time it happened in the NFL was on Nov. 9, 2003 (San Diego quarterback Doug Flutie and running back LaDainian Tomlinson). The 49ers four rushing touchdowns against the Jaguars tied for the most by any team in the NFL during the 2013 season.
- With a start at New Orleans (11/17), Gore moved past running back Ken Willard for the second-most

games played by a running back in franchise history with 125 games.

- Rushed for a game-high 110 yards on 17 carries (6.5 avg.) vs. Seattle (12/8), including a season-long 51-yard run late in the fourth quarter to set up the game-winning field goal by kicker Phil Dawson. The 51-yard run by Gore was his longest since Oct. 16, 2011 at Detroit (55 yards). It was Gore's third 100-yard game of the season and 35th of his career. His 35 career 100-yard games are the second-most among all players since 2005. The 49ers improved to 28-7 when Gore rushes for 100-yards-or-more.
- With 86 yards rushing on 22 carries at Tampa Bay (12/15), eclipsed 1,000 rushing yards for the season (1,017 yards), marking the seventh time in nine seasons that he has rushed for 1,000 yards. He also became just the 20th player in NFL history to register at least seven career 1,000-yard rushing seasons.
- Notched 21 carries for 97 yards and one touchdown against Atlanta (12/23), becoming just the sixth active player to reach 60 career rushing touchdowns.
- Had 20 carries for 66 yards and one touchdown at Green Bay (1/5/14) in the NFC Wild Card Playoffs, marking his fifth career postseason rushing touchdown, which is tied for the fourth-most postseason rushing touchdowns in franchise history.
- Tallied 17 carries for 84 yards at Carolina (1/12/14) in the NFC Divisional Playoffs, including a 39-yard run in the fourth quarter. Rushed for 632 yards in the postseason, ranking second in franchise history for the most postseason rushing yards.

#### **2012 (49ERS):**

- Started all 16 games at running back and recorded 258 carries for 1,214 yards and eight touchdowns while totaling 28 catches for 234 yards and one touchdown.
- Led the NFL in rushing yards (319) and rushing touchdowns (four) in the 2012 postseason.
- His 4.7-yard rushing average was the sixth-highest in the NFL (minimum 200 attempts). He ranked 10th in the NFL and fifth in the NFC with 1,214 rushing yards on the season.
- Rushed for 131 yards on 16 carries (8.2 avg.) against Seattle (10/18).
- Scored his 50th career rushing touchdown and 60th total touchdown on a one-yard run in the third quarter against Miami (12/9).
- Registered his first career fumble return for a touchdown, scooping up a fumble by quarterback Colin Kaepernick and taking it nine yards for a touchdown at New England (12/16).
- Notched his first career 100-yard game in the postseason, rushing for 119 yards and one touchdown on 23 carries against Green Bay (1/12/13) in the NFC Divisional Playoffs.
- Led the 49ers with 21 carries for 90 yards and two touchdowns at Atlanta (1/20/13) in the NFC Championship Game. It marked his first career multiple-touchdown performance in the postseason.

- Rushed for 110 yards and one touchdown on 19 carries against Baltimore (2/3/13) in Super Bowl XLVII, setting the franchise record for most rushing yards in a Super Bowl. Scored on a six-yard touchdown run, marking his fourth rushing touchdown of the postseason.

#### **2011 (49ERS):**

- Started all 16 games at running back and posted 282 carries for 1,211 yards and eight touchdowns while contributing with 17 receptions for 114 yards.
- Earned Pro Bowl honors after setting the career record for most rushing yards in franchise history (7,625). Recorded the second-most career rushing attempts (1,653) and a new team record for hitting the century mark on the ground in five consecutive games (127 yards at Philadelphia, 125 against Tampa Bay, 141 at Detroit, 134 against Cleveland and 107 yards at Washington).
- Rushed for 127 yards and a touchdown at Philadelphia (10/2), marking his 25th career 100-yard game. His score with 3:00 remaining in the game gave the 49ers a 24-23 lead in the come-from-behind victory.
- Ran for 125 yards and one touchdown vs. Tampa Bay (10/9), moving him into fourth place in franchise history with 38 career rushing touchdowns.
- Scored his fourth rushing touchdown of the season at Detroit (10/16) and ran for 141 rushing yards on 15 carries.
- Moved into second place in franchise history for rushing yards with 134 yards and a touchdown against Cleveland (10/30), passing running back Roger Craig (7,064). With 134 rushing yards on the day, hit the century mark on the ground in four consecutive games for the first time in his career. His touchdown marked the first time in his career that he scored a rushing touchdown in four-straight games.
- Recorded 107 rushing yards on 19 carries at Washington (11/6), setting a franchise record with five consecutive 100-yard rushing games.
- Broke the record for most rushing yards in franchise history vs. St. Louis (12/4), passing 49ers and Pro Football Hall of Fame fullback Joe Perry (7,344). Gore broke the record on a two-yard run in the second quarter and finished the day with 73 yards on 21 carries.
- Notched his fifth 1,000-yard rushing season of his career at Arizona (12/11), recording 72 yards and one touchdown on 10 carries. Gore registered his sixth rushing touchdown of the season and 41st of his career on a 37-yard run, the team's longest rushing touchdown of the season.

#### **2010 (49ERS):**

- Started all 11 games he played in at running back and finished with 203 carries for 853 yards and three touchdowns while adding 46 receptions for 452 yards and two touchdowns.

- With 112 yards rushing vs. New Orleans (9/20), set the franchise record for the most career 100-yard games (21), passing running back Joe Perry (20). He finished the day against New Orleans with a team-high seven receptions for 56 yards and 168 total yards from scrimmage. It marked the second time in his career that he recorded a rushing and receiving touchdown in the same game (at Arizona 9/13/09).
- Registered nine receptions for a career-high 102 yards, marking the first 100-yard receiving game of his career. The last 49ers running back to eclipse the 100-receiving yard plateau was running back Garrison Hearst at Chicago (10/28/01) when he had four receptions for 105 yards with one touchdown.
- Had six receptions for 60 yards at Atlanta (10/3), marking the fourth game in the 2010 season he registered at least six receptions and the third consecutive game with at least 50 yards receiving. It marked the first time in his career that he had recorded at least six receptions in four consecutive games.
- Eclipsed the 100-yard plateau for the second time in the season, rushing for 149 yards on 25 carries against Oakland (10/17). Moved into third on the 49ers all-time rushing list with 6,032 rushing yards passing running back Ken Willard (5,930).
- Eclipsed the 100-yard plateau for the fourth time in the season against Denver (10/31), rushing for 118 yards and one touchdown on 29 carries. It marked his third consecutive 100-yard performance. The last time he accomplished the feat was Nov. 12, 2006 (159 yards at Detroit), Nov. 19, 2006 (212 yards vs. Seattle) and Nov. 26, 2011 (134 yards at St. Louis).
- Scored on a one-yard touchdown run, set up by a 65-yard pass from quarterback Troy Smith to wide receiver Josh Morgan against St. Louis (11/14).
- Moved past running back Joe Perry (8,624) into fourth place on the 49ers all-time yards from scrimmage list after rushing for 60 yards vs. Tampa Bay (11/21) to bring his total career to 8,645 yards.

#### **2009 (49ERS):**

- Started all 14 games he played in at running back and registered 229 carries for 1,120 yards and 10 touchdowns while adding 52 catches for 406 yards and three touchdowns.
- Logged his fourth consecutive 1,000-yard rushing season (2006-09), becoming the only player in 49ers history to record four 1,000-yard seasons.
- Set career highs with 13 combined touchdowns (10 rushing, three receiving). His 10 rushing touchdowns tied a single-season team record with running backs Derek Loville (1995), Ricky Watters (1993), Billy Kilmer (1961), J.D. Smith (1959) and Joe Perry (1953).
- Ranked tied for second in the NFC and tied for eighth in the NFL in scoring (78).
- Finished the season ranked fifth in the NFC and tied for 11th in the NFL with 1,120 rushing yards and 10 rushing touchdowns.
- Registered a rushing touchdown and a receiving

touchdown in the same game for the first time in his career at Arizona (9/13).

- Scored rushing touchdowns of 79 and 80 yards, breaking his career long twice in the same game against Seattle (9/20). Joined running back Barry Sanders (at Tampa Bay (80, 82) 10/12/97) as the only players in NFL history to register touchdown runs of 75-plus yards in the same game. Set a new career-high with 246 yards from scrimmage (207 rushing yards, 39 receiving yards). Became the first player in franchise history to have two runs of 79 yards-or-more in the same game. Named NFC Offensive Player of the Week and FedEx Ground Player of the Week for his performance.
- Registered a 64-yard touchdown run against Indianapolis (11/1). It marked his third rushing touchdown of the season over 60 yards, a feat that hadn't been accomplished by a 49er since running back Garrison Hearst (96t, 71t and 70t) in 1998. Along with Jaguars running back Maurice Jones-Drew, became the first players to record three rushing touchdowns over 60 yards in one season since 2003 (Ahman Green - 98t, 65t and 60t; RB Jamal Lewis - 82t, 72t and 63t).
- Extended his career-long streak of consecutive games with a touchdown to five with a four-yard touchdown reception against Jacksonville (11/29), becoming the first 49er to score a touchdown in five consecutive games since wide receiver Terrell Owens (Nov. 4, 2001 - Dec. 2, 2001).
- Named NFC Offensive Player of the Week for his performance vs. Arizona (12/14) on Monday Night Football. Rushed for 167 yards and one touchdown. His 167 rushing yards were the highest rushing total on Monday Night Football in franchise history (Garrison Hearst, 198 yards rushing against Detroit 12/14/98). With 104 yards rushing in the first half, it marked the second time in 2009 that he eclipsed the 100-yard rushing plateau before halftime against Seattle (9/20).
- Rushed for 107 yards on 16 carries at Philadelphia (12/20), becoming the first running back in 20 regular season games to rush for over 100 yards against the Eagles.

#### **2008 (49ERS):**

- Started all 14 games at running back and registered 240 rushes for 1,036 yards and six touchdowns. Contributed with 43 receptions for 373 yards and two touchdowns.
- Became the first player in 49ers history to record three consecutive 1,000-yard seasons.
- Totaled 151 yards of offense in the season opener against Arizona (9/7), rushing for 96 yards on 14 carries, including a 41-yard touchdown run, and catching four passes for 55 yards.
- Rushed for 130 yards and a touchdown on 27 carries against Detroit (9/21).
- Scored two first half touchdowns against St. Louis (11/16), marking his 15th career 100-yard rushing game.

- Recorded 52 rushing yards and a touchdown against the New York Jets (12/7) before leaving the game with an ankle injury in the third quarter.

#### **2007 (49ERS):**

- Started all 15 games at running back and tallied 260 carries for 1,102 yards and five touchdowns while adding 53 catches for 436 yards and one touchdown.
- Posted a team-high 53 receptions for 436 yards and a touchdown, despite playing the majority of season with a nagging ankle injury in addition to being slowed with a broken hand suffered in training camp. Finished sixth in NFL in combined yards with 1,533 yards (1,102 rushing, 436 receiving).
- Named the 15th winner of the annual Garry Niver Award by reporters covering the team who represent the San Francisco Chapter of the Pro Football Writer's Association in December of 2007.
- Gained 81 yards on 20 carries with two touchdowns at St. Louis (9/16), with one of his scores coming on a 43-yard run on fourth-and-one in the third quarter.
- Inactive at Atlanta (11/4) due to the ankle injury originally suffered at the New York Giants (10/21), which was further aggravated vs. New Orleans (10/28).
- Named NFC Offensive Player of the Week after having one of his best outings of the season at Arizona (11/25), rushing for 116 yards and two touchdowns on 21 carries and recording a career-high with 11 receptions while adding 98 receiving yards. The 11 receptions by a running back marked the second most in team history, behind the 12 receptions running back Roger Craig totaled twice.
- Ran for a season-high 138 yards on 29 carries vs. Cincinnati (12/15).

#### **2006 (49ERS):**

- Started all 16 games at running back and totaled 312 carries for 1,695 yards and eight touchdowns. Also contributed with 61 receptions for 485 yards and one touchdown.
- Named to the Pro Bowl after setting single season franchise records with 312 carries and 1,695 yards to go along with eight touchdowns, while also recording a team-high 61 receptions for 485 yards with a score.
- His 2,180 yards from scrimmage set a franchise record, and ranked fourth in the NFL and second in the NFC.
- Finished third in the NFL and led the NFC in rushing yards with 1,695, while ranking third in the NFL with a 5.4-yard rushing average. Also led the NFL with 16 rushes of 20 yards or more.
- Recorded nine 100-yard games in 2006, which shattered the previous franchise record of six by running backs Garrison Hearst (1998) and Roger Craig (1988).
- Earned the 49ers 2006 Ed Block Courage Award for his tireless work ethic and determination while rehabilitating two surgically repaired shoulders

during the 2006 offseason. Also named co-recipient of the 2006 Bill Walsh Award along with cornerback Walt Harris.

- Named NFC Offensive Player of the Week for his performance against Oakland (10/8) after rushing 27 times for 134 yards and hauling in three receptions for 38 yards.
- Posted 22 carries for 159 yards (7.2 avg.) at Detroit (11/12). Took a third-and-16 draw play for 61 yards and a touchdown, breaking several tackles en route to the end zone. Had 148 yards at halftime, a career-high and franchise record for rushing yards in a half.
- Named NFC Offensive Player of the Week after having a record day against Seattle (11/19), carrying the ball 24 times for a franchise record and career-high 212 yards. Also caught four passes for 26 yards and established a career-high with 238 combined yards.
- Registered 29 carries for 144 yards and four receptions for 34 yards and his first career receiving touchdown on Thursday Night Football at Seattle (12/14).
- Capped his outstanding season at Denver (12/31) with a then-career-high 31 carries for 153 yards, marking a franchise record of nine 100-yard rushing games in a season.

#### **2005 (49ERS):**

- Participated in 14 games (one start) in his rookie season and notched 127 carries for 608 yards and three touchdowns while totaling 15 catches for 131 yards.
- Led the team in rushing with 608 yards on 127 carries with three rushing touchdowns, adding 15 receptions for 131 yards. The last time a rookie led the 49ers in rushing was 1990 when running back Dexter Carter recorded 460 yards. The 608 yards were the most for a 49ers rookie since running back Roger Craig had 725 yards rushing in 1983.
- Rushed for 17 yards on four carries and caught two passes for 21 yards in his first career game against St. Louis (9/11).
- Recorded a 72-yard touchdown in the fourth quarter at Washington (10/23) to mark his first career rushing touchdown.
- Made his first NFL start and had over 100 combined yards, recording 79 yards rushing on 19 attempts and 57 receiving yards on three receptions at Jacksonville (12/18).
- Registered his first career 100-yard game against Houston (1/1) with 108 yards on 25 carries.

#### **COLLEGE:**

- Rushed for 1,975 yards at the University of Miami (Fla.), finishing his college career ranked seventh on the school's career rushing list.
- Also caught 23 passes for 225 yards (9.8 avg.), returned two kickoffs for 48 yards and recorded five tackles on special teams.
- Finished his final season with career highs for rushing yards (945), carries (197) and touchdowns (eight) as he ranked fourth in the ACC in rushing yards.

PERSONAL:

- Attended Coral Gables (Fla.) High School, where he was one of the nation's most heavily-recruited running backs after setting a Dade County record for rushing yards in a season with 2,953 yards and 34 touchdowns as a senior in 2000.
- Rushed for 1,559 yards and 28 touchdowns as a junior in 1999 in addition to posting 301 receiving yards and four more scores through the air.
- Listed as the best running back on the *Florida Times-Union* Super 75 list and earned *SuperPrep* All-America honors.
- Majored in business management and organization at Miami.
- A native of Coral Gables, Fla.

GETTING TO KNOW FRANK GORE

**Favorite team and/or athlete outside of football:**  
Miami Heat/LeBron James  
**Favorite food:** Seafood

**Favorite vacation spot:** Hawaii  
**Favorite movie:** *Little Giants*

2016 GAME-BY-GAME STATISTICS

Date/Opp.	RUSHING								RECEIVING							
	GP	GS	No.	Yards	Avg.	LG	TD	No.	Yards	Avg.	LG	TD				
9/11 vs. DET	1	1	14	59	4.2	9	0	4	19	4.8	8	0				
9/18 @ DEN	1	1	13	44	3.4	8	0	3	19	6.3	71	1				
9/25 vs. SD	1	1	21	82	3.9	19	1	1	1	1.0	1	0				
10/2 @ JAX (UK)	1	1	16	68	4.3	17	1	5	27	5.4	14	0				
10/9 vs. CHI	1	1	14	75	5.4	16	0	1	4	4.0	4	0				
10/16 @ HOU	1	1	22	106	4.8	22	0	1	2	2.0	2	0				
10/23 @ TEN	1	1	17	61	3.6	10	0	5	22	4.4	11	1				
10/30 vs. KC	1	1	9	37	4.1	11	0	2	25	12.5	181	1				
11/6 @ GB	1	1	19	60	3.2	11	2	2	11	5.5	11	0				
11/20 vs. TEN	1	1	18	50	2.8	8	0	4	71	17.8	49	0				
11/24 vs. PIT	1	1	15	28	1.9	7	0	1	3	3.0	3	0				
12/5 @ NYJ	1	1	20	79	4.0	19	0	0	0	0.0	0	0				
12/11 vs. HOU	1	1	10	41	4.1	13	0	2	33	16.5	181	1				
12/18 @ MIN	1	1	26	101	3.9	9	0	4	14	3.5	9	0				
12/24 @ OAK																
1/1 vs. JAX																
2016 TOTALS	14	14	234	891	3.8	22	4	35	251	7.2	49	4				

CAREER REGULAR SEASON STATISTICS

Year	RUSHING								RECEIVING							
	GP	GS	No.	Yards	Avg.	LG	TD	No.	Yards	Avg.	LG	TD				
2016 IND	14	14	234	891	3.8	22	4	35	251	7.2	49	4				
2015 IND	16	16	260	967	3.7	37	6	34	267	7.9	34	1				
2014 SF	16	16	255	1,106	4.3	521	4	11	111	10.1	551	1				
2013 SF	16	16	276	1,128	4.1	51	9	16	141	8.8	29	0				
2012 SF	16	16	258	1,214	4.7	37	8	28	234	8.4	26	1				
2011 SF	16	15	282	1,211	4.3	55	8	17	114	6.7	13	0				
2010 SF	11	11	203	853	4.2	64	3	46	452	9.8	41	2				
2009 SF	14	14	229	1,120	4.9	801	10	52	406	7.8	48	3				
2008 SF	14	14	240	1,036	4.3	411	6	43	373	8.7	26	2				
2007 SF	15	15	260	1,102	4.2	431	5	53	436	8.2	231	1				
2006 SF	16	16	312	1,695	5.4	72	8	61	485	8.0	39	1				
2005 SF	14	1	127	608	4.8	721	3	15	131	8.7	47	0				
TOTAL	178	164	2,936	12,931	4.4	801	74	411	3,401	8.3	551	16				

CAREER POSTSEASON STATISTICS

Year	RUSHING								RECEIVING							
	GP	GS	No.	Yards	Avg.	LG	TD	No.	Yards	Avg.	LG	TD				
2013 SF	3	3	48	164	3.4	391	1	3	36	12.0	17	0				
2012 SF	3	3	63	319	5.1	33	4	2	48	24.0	45	0				
2011 SF	2	2	29	163	5.6	42	0	13	83	6.4	24	0				
TOTAL	8	8	140	646	4.6	42	5	18	167	9.3	45	0				



# 32

S

## T.J. GREEN



6-3 • 205 • CLEMSON

**NFL EXP:** Rookie

**HOW ACQUIRED:** D2 – 2016 (57th overall)

**BORN:** 3/15/95

**GP/GS (POSTSEASON):** 13/3 (0/0)

### CAREER TRANSACTIONS:

- Selected by the Colts in the second round (57th overall) of the 2016 NFL Draft.

### 2016 (COLTS):

- Started his NFL debut at free safety in a Week 1 loss against Detroit (9/11). Finished the game with four tackles (two solo) prior to leaving the contest in the third quarter with a knee sprain.
- Listed as inactive for a Week 2 loss at Denver (9/18).
- In a Week 3 win against San Diego (9/25), posted four tackles (three solo).
- Finished with one tackle in a Week 4 loss against Jacksonville (10/2).
- In a Week 5 victory against Chicago (10/9), posted one tackle and one special teams stop.
- Tallied four solo tackles in a Week 6 loss at Houston (10/16).
- Compiled one tackle in a Week 7 win at Tennessee (10/23).
- In a Week 8 loss against Kansas City (10/30), logged four tackles (two solo), one quarterback hit and one pass defended.
- Started at strong safety in a Week 9 win at Green Bay (11/6) and compiled six tackles (five solo) and one quarterback hit. Added one tackle on special teams.
- Finished with one tackle in a Week 11 victory against Tennessee (11/20).
- Notched two tackles and one quarterback hit in a Week 12 loss against Pittsburgh (11/24).
- Started at free safety in a Week 13 victory at the New York Jets (12/5) and finished with one tackle.
- In a Week 14 loss against Houston (12/11), compiled two tackles and one pass defended.
- Tied for the team lead with seven tackles (four solo) in a Week 15 victory at Minnesota (12/18).

### COLLEGE:

- Played in 38 games (16 starts) in three seasons at Clemson, finishing his career with 162 tackles (124 solo), 1.0 sack, three passes defended, two forced fumbles and one interception.
- Had a standout junior season, tallying 130 tackles (102 solo) on the No. 10 ranked defense in the nation. Helped aide the Tigers to a 14-1 season and

### SINGLE-GAME HIGHS

**TACKLES:** 7 at MIN (12/18/16)

**SACKS:** 0.0

**FF:** 0

**FR:** 0

**INT:** 0

**PD:** 1, three times (Last: vs. HOU 12/11/16)

a berth in the 2016 College Football Playoff National Championship game.

- In 2014, appeared in 11 games (one start) and totaled 24 tackles and one interception while adding 21 kickoff returns for a team-high 445 yards and ranked eighth in the ACC in yards per kickoff return (21.2).
- Originally began his collegiate career as a wide receiver prior to moving to safety after the 2013 season.
- Saw action coming off the bench in 12 games and recorded two receptions for no gain and three kickoff returns for 60 yards. Also notched eight special teams tackles, the second-most on the squad.
- Also spent time as a kick returner in college, tallying 24 returns for 505 yards (21.0 avg.).

### PERSONAL:

- Attended Sylacauga (Ala.) High School where he was ranked as the No. 18 player in the state and the No. 56 athlete in the nation by ESPN.
- Offensively, scored nine touchdowns and averaged 22 yards per catch as senior. Tallied 25 tackles and four interceptions on defense.
- Majored in parks, recreation and tourism management at Clemson.
- A native of Sylacauga, Ala.

## GETTING TO KNOW T.J. GREEN

**Favorite team and/or athlete outside of football:**

LeBron James

**Favorite musician and/or song:** J. Cole

**Hobbies outside of football:** Basketball, video games and photography

**What is something interesting about you that most people may not know:** I'm an artist

**Favorite food:** Lasagna

**Favorite vacation spot:** My bed

**If you could have lunch with someone, living or dead, who would it be:** Michael Jordan

**Favorite movie:** *Django Unchained*

**What's the one thing you couldn't live without:** Faith

### 2016 GAME-BY-GAME STATISTICS

Date/Opp.	GP	GS	Solo	Asst.	Total	Sacks	PD	FF	FR	INT	Yds	Avg.	LG	TD
9/11 vs. DET	1	1	2	2	4	0.0	0	0	0	0	0	0.0	0	0
9/18 @ DEN						INACTIVE								
9/25 vs. SD	1	0	3	1	4	0.0	0	0	0	0	0	0.0	0	0
10/2 @ JAX (UK)	1	0	1	0	1	0.0	0	0	0	0	0	0.0	0	0
10/9 vs. CHI	1	0	0	1	1	0.0	0	0	0	0	0	0.0	0	0
10/16 @ HOU	1	0	4	0	4	0.0	0	0	0	0	0	0.0	0	0
10/23 @ TEN	1	0	1	0	1	0.0	0	0	0	0	0	0.0	0	0
10/30 vs. KC	1	0	2	2	4	0.0	1	0	0	0	0	0.0	0	0
11/6 @ GB	1	1	5	1	6	0.0	0	0	0	0	0	0.0	0	0
11/20 vs. TEN	1	0	0	1	1	0.0	0	0	0	0	0	0.0	0	0
11/24 vs. PIT	1	0	2	0	2	0.0	0	0	0	0	0	0.0	0	0
12/5 @ NYJ	1	1	1	0	1	0.0	0	0	0	0	0	0.0	0	0
12/11 vs. HOU	1	0	2	0	2	0.0	1	0	0	0	0	0.0	0	0
12/18 @ MIN	1	0	4	3	7	0.0	0	0	0	0	0	0.0	0	0
12/24 @ OAK														
1/1 vs. JAX														
2016 TOTALS	13	3	27	11	38	0.0	2	0	0	0	0	0.0	0	0

### CAREER REGULAR SEASON STATISTICS

Year	GP	GS	Solo	Asst.	Total	Sacks	PD	FF	FR	INT	Yds	Avg.	LG	TD
2016 IND	13	3	27	11	38	0.0	2	0	0	0	0	0.0	0	0
TOTAL	13	3	27	11	38	0.0	2	0	0	0	0	0.0	0	0

SPECIAL TEAMS TACKLES: 2 (2016 - 2)

73

T

JOE HAEG



6-6 • 304 • NORTH DAKOTA STATE

NFL EXP: Rookie

HOW ACQUIRED: D5 – 2016 (155th overall)

BORN: 3/11/93

GP/GS (POSTSEASON): 13/12 (0/0)

**CAREER TRANSACTIONS:**

- Selected by the Colts in the fifth round (155th overall) of the 2016 NFL Draft.

**PRO CAREER:**

- Has started 12-of-13 games as a rookie at three different positions (left guard, right guard and right tackle). He became the first league rookie to start at three different positions dating back to 1998 (Kyle Turley).

**2016 (COLTS):**

- Listed as inactive for a Week 1 loss against Detroit (9/11).
- Competed in his first NFL game on special teams in a Week 2 loss at Denver (9/18).
- Made his first career NFL start at right guard in a Week 3 win against San Diego (9/25) and blocked for an offense that totaled 410 net yards as quarterback Andrew Luck tallied 331 passing yards and one touchdown.
- In a Week 4 loss at Jacksonville (10/2), started at right tackle and provided time for quarterback Andrew Luck to record 234 passing yards and two touchdowns.
- Started at right tackle in a Week 5 victory against Chicago (10/9) and blocked for an offense that generated 396 net yards.
- In a Week 6 loss at Houston (10/16), started at right tackle and blocked for Frank Gore who became the first 100-yard rusher (106) for the Colts since 2012.
- Started at left guard in a Week 7 win at Tennessee (10/23) and provided time for the offense to total 422 net yards. Assisted Andrew Luck who threw for 353 yards and three touchdowns.
- Blocked for Andrew Luck to throw for 210 yards and two touchdowns starting at left guard in a Week 8 loss against Kansas City (10/30).
- Started at right tackle in a Week 9 win at Green Bay (11/6) and provided time for Andrew Luck to throw for 281 yards and one touchdown. Also blocked for Frank Gore to rush for 60 yards and two touchdowns.
- In a Week 11 victory against Tennessee (11/20), started at right tackle and blocked for an offense that recorded 327 net yards as Andrew Luck threw for 262 yards and two touchdowns.

- Started at right tackle in a Week 12 loss against Pittsburgh (11/24) and blocked for Scott Tolzien to throw for 205 yards and one touchdown.
- In a Week 13 win at the New York Jets (12/5), started at right tackle and blocked for a Colts offense that generated 421 net yards.
- Started at right guard in a Week 14 loss against Houston (12/11) and provided time for the offense to total 348 net yards.
- In a Week 15 victory at Minnesota (12/18), started at right guard and opened lanes for 161 net rushing yards, including 101 from Frank Gore. Also blocked for Andrew Luck who threw for 250 yards and two touchdowns.

**COLLEGE:**

- Was a four-year starter and helped lead North Dakota State to the NCAA Division I FCS National Championship all five years he was a member of the program.
- A First Team All-America choice in 2014 and 2015, the former walk-on saw action at both the right and left tackle spots during his collegiate career with the Bison.
- A 60-game starter, Haeg garnered numerous honors throughout his time at North Dakota State, including being named to the 2015 Walter Camp FCS All-America Team, 2015 STATS All-America first-team and receiving an invite to the 2016 Senior Bowl.
- As a senior in 2015, served as a team captain and started all 15 games at left tackle and graded out at 91 percent during the regular season with 45 knockdowns in 11 games and left as a five-time national champion.
- Started all 16 games at left tackle in 2014 and blocked for an offense that ranked first in the FCS in tackles for loss allowed per game (3.38), second in time of possession (34:03) and third in total first downs (343) on the way to the program's fourth straight national title.
- Helped pave the way for a school record 6,916 yards of total offense and school record 1,994 rushing yards by running back John Crockett.
- Was an All-America first-team selection by the AFCA, *Sports Network*, The Associated Press, FCS Athletic Directors Association and *College Sporting*

### News.

- Named a First Team All-Missouri Valley Football Conference choice and garnered Missouri Valley Football Conference Offensive Lineman of the Week honors after victories over Iowa State (8/30) and Southern Illinois (10/11).
- In 2013, started 14 games at right tackle for an offense that racked up a school record 3,860 yards, including two 1,000-yard rushers en route to the program's third-consecutive NCAA Division I FCS National Championship.
- In 2012, started in all 15 games at right tackle for an offense that led the Missouri Valley Football Conference in scoring (31.4 points per game) and rushing offense (178.0 yards per game) and won the NCAA Division I FCS National Championship for the second straight season.
- Redshirted during his freshman season in 2011.

### PERSONAL:

- Attended Brainerd (Minn.) High School where he was a three-time letterwinner in football and helped lead the team to the state semifinals in 2009 and 2010.
- Earned all-state, all-section and all-conference honors as a senior and all-section honors as a junior.
- Also played hockey in high school.
- A native of Lake Shore, Minn.

### CAREER GP/GS (POSTSEASON):

2016 IND: 13/12

**TOTAL: 13/12**

### GETTING TO KNOW JOE HAEG

**Favorite team and/or athlete outside of football:**

Zlatan Ibrahimovic

**Favorite musician and/or song:** Eric Church -

"Springsteen"

**Hobbies outside of football:** Golf and hunting

**What is something interesting about you that**

**most people may not know:** I can solve a Rubik's Cube

**Favorite food:** Mom's enchiladas

**Favorite vacation spot:** Brainerd, Minn.

**If you could have lunch with two people, living or dead, who would they be:** Carson Wentz and Zlatan Ibrahimovic

**Favorite movie:** *Ace Ventura*

**What's the one thing you couldn't live without:** Netflix

# 72

C



## JONOTTHAN HARRISON

**6-4 • 300 • FLORIDA**

**NFL EXP:** 3 (3rd Year with Colts)

**HOW ACQUIRED:** FA – 2014

**BORN:** 8/25/91

**GP/GS (POSTSEASON):** 42/21 (1/0)

### CAREER TRANSACTIONS:

- Signed by the Colts as an undrafted free agent on May 12, 2014.

### 2016 (COLTS):

- Competed on the offensive line and on special teams in a Week 1 loss against Detroit (9/11). Helped the offense total 450 yards of net offense.
- Saw action at guard in a Week 2 loss at Denver (9/18) and blocked for a Colts offense that totaled 253 net yards.
- Competed at right guard in a Week 3 win against San Diego (9/25) and provided time for the offense to generate 410 net yards as quarterback Andrew Luck threw for 331 yards and one touchdown.
- Listed as inactive for a Week 4 loss at Jacksonville (10/2).
- Was inactive for a Week 5 victory against Chicago (10/9).
- Listed as inactive for a Week 6 loss at Houston (10/16).
- Competed on the offensive line and special teams in a Week 7 win at Tennessee (10/23).
- In a Week 8 loss against Kansas City (10/30), saw action at guard and on special teams. Blocked for Andrew Luck to throw for 210 yards and two touchdowns.
- Started at left guard in a Week 9 win at Green Bay (11/6). Blocked for Andrew Luck who threw for 281 yards and one touchdown. Also opened rushing lanes for Frank Gore to rush for 60 yards and two touchdowns.
- In a Week 11 victory against Tennessee (11/20), competed on the offensive line and on special teams.
- Filled in at center for an injured Ryan Kelly and helped block for Scott Tolzien to record 205 passing yards and one touchdown in a Week 12 loss against Pittsburgh (11/24).
- Saw action on the offensive line and on special teams in a Week 13 victory at the New York Jets (12/5). Blocked for a Colts offense that totaled 421 net yards.
- In a Week 14 loss against Houston (12/11) filled in at guard and center for injuries on the offensive line in addition to competing on special teams.
- Started at left guard in a Week 15 victory at

Minnesota (12/18) and opened lanes for 161 net rushing yards, including 101 from Frank Gore. Also blocked for Andrew Luck who threw for 250 yards and two touchdowns.

### 2015 (COLTS):

- Saw action in all 16 games (nine starts) at center. Blocked for a Colts offense that totaled 5,142 yards of net offense and assisted running back Frank Gore who posted the most rushing yards in a season for a Colts running back (967) dating back to 2007.
- Saw extensive action at center after replacing an injured Khaled Holmes in a Week 7 loss against New Orleans (10/25). Provided time for the Colts offense to generate 376 net yards.
- Started his first game of the season at center and blocked for a Colts rushing attack that netted 136 yards in a Week 8 overtime loss at Carolina (11/2). Also provided time for quarterback Andrew Luck to throw for 231 yards and two touchdowns.
- In a Week 9 victory against Denver (11/8), started at center and provided time for a Colts offense to compile 365 net yards. Blocked for Frank Gore who totaled 28 rushes for 83 yards and one touchdown.
- Assisted a Colts offense that registered 268 yards and 100 rushing yards, starting at center in a Week 16 win at Miami (12/27).
- Started at center in a Week 17 victory against Tennessee (1/3/16) and blocked for a Colts offense that amassed 327 yards and two touchdowns.

### 2014 (COLTS):

- Competed in 15 games (10 starts) at center and was part of a unit that assisted the offense in setting a single-season franchise record for net yards (6,506).
- In the season opener at Denver (9/7), saw action on special teams in his first career NFL contest.
- Started his first career NFL game at center in the team's Week 5 win against Baltimore (10/5). Was part of an offensive line that allowed only 1.0 sack as the Colts generated 432 yards of net offense.
- In a Week 6 victory at Houston (10/9), started at center and provided time for the Colts offense to register 456 net yards as quarterback Andrew Luck threw for 370 yards and three touchdowns.
- Started at center in a Week 7 win against Cincinnati

(10/19) and assisted the Colts offense in generating 506 net yards. Blocked for Andrew Luck to throw for his franchise-tying fifth consecutive 300-plus yard passing outing.

- In a Week 9 victory at the New York Giants (11/3), started at center and blocked for Andrew Luck to throw four touchdowns as the offense compiled 443 net yards. Was part of an offensive line that allowed only 1.0 sack.
- Helped the Colts offense generate 389 net yards, starting at center in a Week 12 win against Jacksonville (11/23). The team's 175 rushing yards was the highest total during the season and the most dating back to a September 22, 2013 in a win at San Francisco (184).
- In a Week 13 victory against Washington (11/30), started at center and provided time for the offense to record 487 net yards. It was the team's ninth game with 400-plus net yards, which set a franchise single-season record. Blocked for Andrew Luck to throw for 370 yards and a new career-high five touchdown passes.
- Participated in his first career postseason contest on special teams during Indianapolis' AFC Wild Card Playoff win against Cincinnati (1/4/15).
- Listed as inactive for the team's AFC Divisional Playoff victory at Denver (1/11/15).
- Was inactive for the team's AFC Championship Game loss at New England (1/18/15).

#### COLLEGE:

- Appeared in 51 games and made 39 starts in four seasons at Florida.
- As a senior in 2013, started all 12 games at center and was voted a team captain for the year by his teammates.
- Was the only offensive lineman on the team to start at the same position in all 12 games and was named to the 2013 Rimington Award watch list.
- As a junior in 2012, started at center in all 13 games and earned Phil Steele Midseason All-SEC third-team honors.

#### PERSONAL:

- Attended South Lake High School in Groveland, Fla. and participated in the Offense/Defense All-American Bowl.
- Was selected as the Offense/Defense All-American

Bowl Offensive Lineman of the Year.

- Selected to the *Orlando Sentinel's* All-Central Florida first-team list.
- Rated as a four-star offensive guard prospect by *Rivals.com*.
- Was selected as the team's MVP and Offensive Player of the Year as a senior.
- Volunteered for the 2015 Colts PLAY 60 Challenge Launch Party and ran football drills with local students.
- Participated in the Community Tuesday caroling event at Riley Hospital to spread cheer during the holidays.
- Participated in Shop With a Colt and Humane Society of Indianapolis events.
- Graduated with a bachelor's degree in criminology and anthropology.
- A native of Groveland, Fla.

#### CAREER GP/GS (POSTSEASON):

2016 IND: 11/2

2015 IND: 16/9

2014 IND: 15/10 (1/0)

**TOTAL: 42/21 (1/0)**

#### GETTING TO KNOW JONOTTHAN HARRISON

**Favorite team and/or athlete outside of football:**

Dan Henderson MMA/UFC

**Favorite musician and/or song:** Rich Gang – "Lifestyle"

**Hobbies outside of football:** Outdoor activities and Xbox

**What is something interesting about you that**

**most people may not know:** I played french horn and guitar before I touched a football.

**Favorite food:** Oxtail (Jamaican dish)

**Favorite vacation spot:** Jamaica

**If you could have lunch with someone, living or dead, who would it be:** My grandfather

**Favorite movie:** The *Meet the Parents* series

**What's the one thing you couldn't live without:**

Nature (woods, bodies of water, mountains, etc.), I find it very relaxing and a method of decompressing.



# 13

WR

## T.Y. HILTON



PRO BOWL  
2 (2014-15)

5-9 • 180 • FLORIDA INTERNATIONAL

NFL EXP: 5 (5th Year with Colts)

HOW ACQUIRED: D3 – 2012 (92nd overall)

BORN: 11/14/89

GP/GS (POSTSEASON): 76/55 (6/5)

### CAREER TRANSACTIONS:

- Selected by the Colts in the third round (92nd overall) of the 2012 NFL Draft.

### PRO CAREER:

- Has been named to consecutive Pro Bowls in 2014 and 2015.
- Recorded four consecutive 1,000-yard seasons from 2013-16 and tied his single-season career-high in touchdowns (seven) in 2014.
- Joined Pro Football Hall of Famer Marvin Harrison (eight) and Reggie Wayne (eight) as the only players in franchise history to record at least three 1,000-yard receiving seasons.
- Became the second fastest Colts player to reach 5,000 career receiving yards, accomplishing the feat in 69 games (Marvin Harrison, 68 games).
- His 4,413 receiving yards in his first four seasons are the most by a wide receiver selected in the third round or later of the NFL Draft during that time frame.
- Set franchise postseason single-game records with 13 catches and 224 yards during the team's AFC Wild Card victory against Kansas City on January 4, 2014. Became the second player in team postseason history to finish a game with 200-plus receiving yards. His 13 receptions tied for the second-most in a single game in NFL postseason history while his receiving yardage total ranks third.
- Registered a team record 327 receiving yards for a single postseason (2013, two games) while his 17 receptions ranked tied for sixth.
- Became the second player in Colts history to record two 100-yard receiving games in a single postseason in 2013.
- Established a regular season career-high in receptions (11) against Jacksonville on December 29, 2013 and receiving yards (223) at Houston on October 9, 2014.
- Tied a franchise record and set a career-high with three touchdowns in a win at Houston on November 3, 2013.
- Became the sixth player in NFL history to register 10 100-yard receiving games in the first two seasons of a career.
- Recorded five 100-yard receiving games in 2012, a Colts rookie record.
- Finished with the second-most receiving yards (861)

### SINGLE-GAME HIGHS

REC: 12 vs. JAX (11/23/14)

YARDS: 223 at HOU (10/9/14)

TDS: 3 at HOU (11/3/13)

LG: 87t vs. NO (10/25/15)

RUSH: 2, two times (Last: at JAX 9/29/13)

YARDS: 30 at JAX (11/8/12)

TDS: 0

LG: 19 at JAX (11/8/12)

by a rookie in franchise history.

- Ranked first among NFL rookies in receiving touchdowns (seven) in 2012.
- Became the first player in Colts history to score on a punt return and catch a pass for a touchdown when he accomplished the feat against Buffalo on November 26, 2012. Was named AFC Special Teams Player of the Week for his performance.
- Set the franchise record for the most receiving yards (1,944) and 100-yard games (10) and ranks second for the most receptions (132) in a Colts player's first two seasons with the team.

### 2016 (COLTS):

- Started at wide receiver in a Week 1 loss against Detroit (9/11) and totaled six receptions for 79 yards (13.2 avg.) with a long reception of 32 yards.
- In a Week 2 loss at Denver (9/18), caught four passes for 41 yards with a long reception of 16 yards.
- Caught eight passes for 174 yards (21.8 avg.) and the game-winning 63-yard touchdown starting at wide receiver in a Week 3 win against San Diego (9/25). His 174 receiving yards marked his second-highest total for a single game. With his 100-yard receiving contest, he passed Jimmy Orr (18) for the fourth most 100-yard games in Colts history. With eight receptions, reached 300 catches for his career.
- Started at wide receiver in a Week 4 loss at Jacksonville (10/2) and led the Colts in receiving with seven receptions for 42 yards and one touchdown. With seven receptions, he passed Jimmy Orr (303) for the 10th-most in Colts history. Recorded a two-yard touchdown in the fourth quarter to cut Jacksonville's lead to 23-20. The score marked his second touchdown of the season and his

second in as many games.

- In a Week 5 victory against Chicago (10/9) caught 10 passes for 171 yards and one touchdown. His 35-yard score with 3:43 remaining in the fourth quarter proved to be the game-winner. His 171 receiving yards marked his 20th career 100-yard contest and it was his third highest receiving yardage total for his career. He also passed Dallas Clark (4,887) for the eighth most receiving yards in team history. Totaled 117 receiving yards in the first half, which was his third highest total for a first half in his career. On the team's final possession of the second quarter, tallied 72 receiving yards on the drive, leading to an Adam Vinatieri field goal. His 10 receptions tied for the second most in a single-game in his career and it was the third time in his career he posted double-digit catches. It was his third touchdown of the season and the 27th of his career.
- Started at wide receiver in a Week 6 loss at Houston (10/16) and caught three passes for 49 yards with a long reception of 31 yards. With three receptions, passed John Mackey (320) for the ninth most in Colts history.
- In a Week 7 win at Tennessee (10/23), started at wide receiver and led the team with 133 receiving yards on seven catches, while adding a 37-yard touchdown. With 133 yards, reached 5,000 receiving yards for his career and became the second fastest Colts player to reach the plateau, accomplishing the feat in 69 games. Tied Marvin Harrison (21) for the most 100-yard receiving games by a Colts player in the first five seasons of their career.
- Caught one pass for 20 yards starting at wide receiver in a Week 8 loss against Kansas City (10/30).
- Started at wide receiver in a Week 9 win at Green Bay (11/6) and caught six passes for 82 yards. Passed John Mackey (5,126) for the seventh most receiving yards in franchise history. With six receptions, tied Edgerrin James (five) for the fifth-most 50-plus reception seasons in Colts history and tied Raymond Berry for the fourth most consecutive 50-plus seasons in team history. He also passed Don McCauley (333) for the eighth most receptions in franchise history.
- In a Week 11 victory against

Tennessee (11/20), started at wide receiver and led the team in receiving with five catches for 97 yards and one touchdown. Gave the Colts a 21-0 lead in the second quarter with his two-yard touchdown reception. With the touchdown, he tied Roger Carr (29) for the 10th most receiving touchdowns in Colts history. Contributed with a 50-yard reception in the fourth quarter, which led to an Adam Vinatieri field goal and a 24-17 lead.

- Finished with three receptions for 54 yards starting at wide receiver in a Week 12 loss against Pittsburgh (11/24).
- Caught nine passes for 146 yards starting at wide receiver in a Week 13 victory at the New York Jets (12/5). With his 23-yard catch in the second quarter, he eclipsed 1,000 yards for the fourth consecutive season joining Marvin Harrison and Reggie Wayne as the only players in franchise history to reach the plateau in four different seasons. With 146 yards, passed Marvin Harrison (21) for the most 100-yard receiving games by a Colts player in the first five seasons of their career. He also passed Harrison, Anquan Boldin and Calvin Johnson for the ninth most 100-yard receiving games in a player's first five seasons in NFL history.
- Started at wide receiver in a Week 14 loss against Houston (12/11) and caught nine passes for 115 yards and one touchdown. Cut Houston's lead to 19-17 with his 35-yard touchdown reception in the fourth quarter. With the score, he passed Roger Carr (29) for the 10th most receiving touchdowns in Colts history. With nine receptions, he passed Edgerrin James (356) for the seventh most in Colts history. With 115 receiving yards, tied Raymond Berry (23) for the third-most 100-yard games in Colts history.
- In a Week 15 victory at Minnesota (12/18), started at wide receiver and caught three passes for 45 yards.

#### 2015 (COLTS):

- Started 15-of-16 games at wide receiver and totaled 69 receptions for 1,124 yards and five touchdowns. Also fielded four punts for 16 yards. It was his third consecutive 1,000-yard receiving season as he joined Pro Football Hall of Famer Marvin Harrison and Reggie Wayne as the only receivers in franchise history with three 1,000-yard campaigns.
- Earned his second consecutive Pro Bowl honor.
- In a Week 1 loss at Buffalo (9/13), led the team with seven catches for 88 yards and a long reception of 30



yards. His reception and receiving yardage totals were his best for a season opening game in his career.

- Led the team in receiving with four catches for 94 yards starting at wide receiver in a Week 3 win at Tennessee (9/27). Caught a 48-yard pass from Andrew Luck in the first quarter, which set up a Frank Gore touchdown.
- Caught five passes for 88 yards starting at wide receiver in a Week 5 win at Houston (10/8). Tallied a 43-yard reception on a third down with 1:37 remaining in the game to extend the team's final drive and allow Matt Hasselbeck to take a knee on the remaining three plays.
- Started at wide receiver in a Week 6 loss against New England (10/18) and led the team with six receptions for 74 yards and one touchdown. He gave the Colts a 21-17 first half lead with his three-yard touchdown at the 2:45 mark in the second quarter, which was his first of the season.
- In a Week 7 loss against New Orleans (10/25), caught four passes for 150 yards, two touchdowns and a career-long reception of 87 yards, which went for a touchdown. It was his fifth career multiple-touchdown game and his first since Dec. 7, 2014 at Cleveland. Was on the receiving end of the team's first touchdown of the game on an 87-yard strike from Andrew Luck in the third quarter. The score cut New Orleans' lead to 27-7. On the ensuing offensive possession, grabbed a 46-yard touchdown to bring the score to 27-14. With 150 yards, he tied Lenny Moore (17) for the fifth-most 100-plus yards games in Colts history.
- In a Week 9 victory against Denver (11/8), started at wide receiver and posted five receptions for 82 yards (16.4 avg.) with a long catch of 30 yards.
- Started at wide receiver in a Week 12 victory against Tampa Bay (11/29) and recorded six catches for 95 yards and two touchdowns. Finished with long catches of 29 and 31 yards. Gave the Colts a 16-12 lead in the third quarter with his 19-yard touchdown reception from Matt Hasselbeck. It was his fourth score of the season and the 23rd of his career. Added his second touchdown of the game on a three-yard score in the fourth quarter to give the Colts a 25-12 advantage. It was his sixth career game with two or more touchdown receptions.
- Started at wide receiver and caught four passes for 132 yards (33.0 avg.) in a Week 14 loss at Jacksonville (12/13). Grabbed passes of 57, 41 and 14 yards to give him a first half total of 112 yards. That tied for the third largest first half total of his career. With 132 yards, he tied Jimmy Orr (18) for the fourth-most 100-plus yards games in Colts history. He also tied John Jefferson for the seventh-most 100-yard games in a player's first four seasons in NFL history. The 100-yard contest was the fourth of his career against Jacksonville.
- Caught three passes for 29 yards starting at wide receiver in a Week 15 loss against Houston (12/20).

#### QUICK HITS

Hilton has recorded three consecutive 1,000-yard seasons (2013-15) and tied his single-season career-high in touchdowns (seven) in 2014. Hilton's 1,345 receiving yards in 2014 ranked sixth in the NFL.

Hilton recorded his second 200-yard receiving performance of his career in a 2014 road victory against Houston. His 223 yards fell two shy of a franchise record. Hilton's second 200-yard game came in his 40th career contest (regular season and postseason) and of the five other players who have accomplished the feat, Hilton did it in the fewest amount of games.

On January 4, 2014, Hilton set franchise postseason single-game records with 13 catches and 224 yards during the team's AFC Wild Card victory against Kansas City on January 4, 2014. He became the second player in team postseason history to finish a game with 200-plus receiving yards. His 13 receptions tied for the second-most in a single game in NFL postseason history while his receiving yardage total ranks third.

Hilton is the first player in Colts history to score on a punt return and catch a pass for a touchdown when he accomplished the feat against Buffalo on November 26, 2012.

With 29 receiving yards, he recorded his third consecutive 1,000-yard receiving season joining Marvin Harrison and Reggie Wayne as the only receivers in franchise history to record three or more 1,000-yard seasons.

#### 2014 (COLTS):

- Started all 15 games he competed in at wide receiver and led the team in receptions (82) and receiving yards (1,345) while adding seven touchdowns. Totaled two carries for 20 yards and added one punt return.
- In three postseason starts at wide receiver, caught 11 passes for 211 yards and contributed with one rush for one yard. Also returned one punt for 10 yards.
- Earned his first career Pro Bowl selection.
- Led the team in receiving with six catches for 65 yards, starting at wide receiver in Week 2 against Philadelphia (9/15). Surpassed the 2,000-yard receiving plateau for his career.
- Caught six passes for 105 receiving yards in a Week 4 victory against Tennessee (9/28). Finished with his 11th career 100-yard contest as he passed Roger Carr (10) for the sixth-most career 100-yard games in Colts history.
- Started at wide receiver in the team's Week 5 win against Baltimore (10/5) and caught nine passes for 90 yards with a long reception of 21 yards. His nine receptions are the third-most in a regular season contest and were the most since the 2013

regular season finale against Jacksonville (11).

- In a Week 6 win at Houston (10/9), caught nine passes for a regular season career-best 223 yards and one touchdown. Logged the sixth 200-plus receiving yard performance for a regular season game in Colts history and fell two yards shy of breaking the franchise single-game record for receiving yards. Contributed with receptions of 37, 40 and 49 yards en route to 147 yards in the first quarter. Dating back to 1991, Hilton's first quarter receiving total is the most in a first quarter since Reggie Wayne tallied 112 yards against Green Bay on September 26, 2004.
- Started at wide receiver in a Week 7 victory against Cincinnati (10/19) and caught seven passes for 107 yards (15.3 avg.). The game marked his 13th career 100-plus yard receiving contest. Following his first catch of the game, passed Austin Collie (172) for the second-most receptions in a player's first three seasons of a career in Colts history.
- Led the team with six receptions for 155 yards and one touchdown starting at wide receiver in a Week 8 loss at Pittsburgh (10/26). On his second reception of the game, he caught a 28-yard touchdown pass and passed Bill Brooks for the most receiving yards through a player's first three seasons in Colts history. Tallied his 14th career 100-yard receiving contest, which was also his fourth of the season and his third in the last three games. It was the first time in his career that he tallied three consecutive 100-yard outings. Along with teammate Donte Moncrief, the duo each posted 100-plus receiving yards, marking the second time the team had two 100-yard receivers in the same game during the season (Reggie Wayne, 119 and Hilton, 105 against Tennessee). It was the 42nd occasion in franchise history where the Colts had two 100-yard receivers in the same game.
- In a Week 9 win at the New York Giants (11/3), caught three passes for 71 yards and one touchdown. Notched his third touchdown of the season and his second in as many games on a 31-yard catch in the third quarter. He secured the ball out of a New York defender's hands as he landed in the end zone. The score gave the Colts a 23-3 lead. With the touchdown, tied Lenny Moore (15) for the fourth-most receiving touchdowns in the first three seasons of a career in Colts history.
- Started at wide receiver in a Week 12 victory against Jacksonville (11/23) and caught four passes for 122 yards and one touchdown. With 122 yards, topped 100 receiving yards for the 15th time in his career and the fifth time this season. Recorded his second consecutive 1,000-yard season and reached 3,000 receiving yards for his career. On his third reception of the game, caught a 73-yard touchdown pass to give the Colts a 20-3 lead. The reception tied his career-long, which went for his fourth touchdown of the season. The score also tied him with John Mackey and Austin Collie (16) for the second-most receiving touchdowns in the first three

seasons of a career in Colts history.

- In a Week 13 win against Washington (11/30), started at wide receiver and caught five passes for 62 yards and one touchdown. With his second catch of the game, passed Marvin Harrison for the most receptions through the first three seasons of a career in Colts history. On his three-yard receiving touchdown in the second quarter, passed John Mackey and Austin Collie (16) for the second-most receiving touchdowns in the first three seasons of a career in Colts history.
- Started at wide receiver in a Week 14 victory at Cleveland (12/7) and caught 10 passes for 150 yards and two touchdowns. Topped the 100 receiving yard plateau for the 16th time in his career and the sixth time during the season. He also reached 150 yards in a single game for the fourth time in his career. With two touchdowns, tied his single-season career-high of seven total scores, which he originally set in 2012. It was the fourth time in his career he finished with two-plus touchdowns in a single game. His 10 receptions are the second-most for a single-game in his career (11 vs. Jacksonville, 12/29/13). Caught a 42-yard touchdown in the third quarter, which cut Cleveland's lead to 21-16. He then added a one-yard touchdown reception with 32 seconds remaining in the fourth quarter, which proved to be the game-winner. His touchdowns were his fifth and sixth in his last six games.
- In a Week 15 win against Houston (12/14), started at wide receiver and led the team with four receptions for 50 yards. Joined Marvin Harrison and Reggie Wayne as the only Colts with 1,300-plus receiving yard seasons.
- In the team's AFC Wild Card Playoff victory against Cincinnati (1/4/15), caught six passes for 103 yards marking his third career 100-yard postseason contest. With six catches, passed Edgerrin James (28) for the fifth-most career receptions in Colts postseason history. With 103 receiving yards, moved into second place for the most receiving yards by an NFL player in his first four career postseason games.
- Started at wide receiver in the team's AFC Divisional Playoff victory at Denver (1/11/15) and caught four passes for a team-leading 72 yards (18.0 avg.). It was his fourth career postseason contest with 70-plus receiving yards. Also added one rush for a one-yard gain.
- Caught one pass for 36 yards starting at wide receiver in the team's AFC Championship Game loss at New England (1/18/15).

### 2013 (COLTS):

- Competed in all 16 games (10 starts) and led the team in receptions (82) and yards (1,083) while adding five touchdowns.
- Registered a team record 327 receiving yards for a single postseason (2013, two games) while his 17 receptions ranked tied for fifth.
- Became the second player in Colts history to

record two 100-yard receiving games in a single postseason.

- Became the sixth player in NFL history to register 10 100-yard receiving games in the first two seasons of a career.
- Set the franchise record for the most receiving yards (1,944) and 100-yard games (10) and ranks second for the most receptions (132) in a Colts player's first two seasons with the team.
- Finished a Week 2 contest against Miami (9/15) with 124 receiving yards on six receptions. Topped his previous career-high of 113 yards all in the first half. It was the highest first half receiving yardage total for the Colts dating back to Dec. 6, 2009 when Pierre Garcon recorded 126 yards against Tennessee. With the 100-yard contest, tied Jim Mutscheller for 10th place in Colts history with his sixth career 100-yard game.
- In a Week 5 victory against Seattle (10/6), finished the game with five catches for 140 yards (28.0 avg.) and two touchdowns. Notched a 73-yard touchdown (career-long reception) on his first catch of the game in the first quarter to give the Colts their first points of the game. His second score came in the third quarter on a 29-yard reception. The first score marked his fourth career touchdown of 60 yards or more dating back to 2012. The only other player in the NFL with more in that span is Adrian Peterson (six). With 140 yards against Seattle, he tied Dallas Clark (seventh) for ninth in Colts history in career 100-plus-yard receiving performances. The multiple-touchdown performance was the second of his career.
- Recorded his eighth career 100-yard game after leading the team with seven receptions for 121 yards in a win at Houston (11/3). Established a career-high and tied a franchise record with three touchdowns. The second score came on a 58-yard pass from quarterback Andrew Luck in the fourth quarter, which marked the fifth connection the duo recorded of 50-plus yards since 2012. With 121 receiving yards, tied John Mackey (eight) for the eighth-most 100-yard games in Colts history. Returned a punt 34 yards in the second quarter, which was his longest of the season.
- In a Week 10 loss against St. Louis (11/10), posted seven receptions while totaling 130 yards. Recorded his ninth career 100-yard receiving contest and tied Bill Brooks for the seventh-most 100-plus-yard receiving performances in Colts history. Connected with quarterback Andrew Luck on a 65-yard pass in the third quarter.
- Started at wide receiver in a Week 15 win against Houston (12/15) and tallied eight receptions for 78 receiving yards. Caught five receptions in the first quarter. With eight catches, passed Marshall Faulk (108) for the fifth-most receptions in a player's first two seasons in Colts history. With 78 yards, passed Marvin Harrison (1,702) for the second-most receiving yards in a player's first two seasons in team annals.

- In a Week 16 win at Kansas City (12/22), started at wide receiver and caught five passes for 52 yards with a long reception of 31 yards. With five receptions, passed Bill Brooks and Austin Collie for the third most catches in a player's first two seasons with the Colts.
- Started at wide receiver in a Week 17 victory against Jacksonville (12/29) and set a regular season career-high with 11 receptions while totaling 155 receiving yards. With his sixth reception of the first quarter, reached the 1,000-yard receiving plateau for the first time in his career. His nine first half receptions are also the third-most for the team in a first half of play dating back to 1991 and the most for the Colts since Dallas Clark caught 11 passes against Houston in the first half on Nov. 8, 2009. Moved passed Bill Brooks (1,853) for the most receiving yards in a player's first two seasons in Colts history. Recorded his 10th 100-yard receiving performance, which ties Roger Carr for the fifth-most in Colts history. With 11 catches, passed Edgerrin James (125) for the second-most receptions in a player's first two seasons with the Colts.
- Started his first career playoff game at wide receiver during the team's AFC Wild Card victory against Kansas City (1/4/14). Led the team in receiving and added his first career postseason 200-yard receiving performance with 13 catches for 224 yards and two touchdowns. His 13 catches tied for the second-most in NFL postseason history in a single game and set a franchise postseason record. His 224 receiving yards ranked as the third-most for a single-game in NFL postseason history and set a team postseason record. It was also the second 200-yard receiving game in Colts postseason history. His two receiving touchdowns tied a franchise record and marked the fourth time in team postseason history that a receiver caught two touchdowns in a single game. Recorded the game-winning 64-yard touchdown reception with 4:21 remaining in the fourth quarter to seal the victory.
- In the team's AFC Divisional Playoff loss at New England (1/11/14), started at wide receiver and led the team in receiving, finishing with four catches for 103 yards. For the second consecutive week, topped the 100-yard receiving plateau while making long receptions of 40 and 46 yards. With four receptions, passed Brandon Stokley (22) for the seventh-most catches in Colts postseason history. With 103 receiving yards, passed Eddie Hinton (380) for the fourth-most yards in team postseason history.

## 2012 (COLTS):

- Played in 15 games (one start) and recorded 50 catches for 861 yards and had a team-high seven touchdowns. Carried the ball five times for 29 yards. Added 26 punt returns for 300 yards and one touchdown. Also, returned seven kickoffs for 118 yards.
- Led both teams in receiving against Jacksonville (9/23) with four receptions for 113 yards and one

touchdown.

- Registered his second 100-yard performance of the season with six catches for 102 yards against Miami (11/4). Added a 36-yard touchdown, his second of the season, in the third quarter.
- Finished the game with six catches for 100 yards and two touchdowns at New England (11/18). His 100-yard outing tied him with Andre Rison (three) for the most 100-yard games in a season by a Colts rookie receiver. Became the team's first rookie receiver with two touchdowns in a game since wide receiver Blair White (two) on Nov. 21, 2010 at New England.
- Caught three passes for 33 yards and one touchdown and returned four punts for 111 yards, including a 75-yard score against Buffalo (11/25). Became the first player in Colts history with a punt return for a touchdown and a receiving touchdown in the same game. His punt return for a touchdown was the team's first since Dec. 16, 2007 when T.J. Rushing logged a 90-yard return for a score. Was named AFC Special Teams Player of the Week for his performance.
- Finished a Week 13 contest at Detroit (12/2) with a team-leading six receptions for 100 yards. With his total, he set a new club record for 100-yard receiving games by a rookie (four), topping Andre Rison's old record of three, which was set in 1989.
- Finished the game with three catches for 78 yards and one touchdown at Houston (12/16). His score came on a 61-yard reception from Andrew Luck in the second quarter.
- Made his first start of the season at wide receiver at Kansas City (12/23) and caught two passes for 34 yards.
- Finished the game with four catches for 111 yards and one touchdown against Houston (12/30). Topped the 100-yard receiving plateau for the fifth time in 2012, improving his franchise rookie record for the most 100-yard games in a rookie season. Tied John Mackey and Austin Collie (seven) for the third-most touchdowns by a rookie in Colts history. The 70-yard catch was a season-long.
- Finished second on the team in receiving with eight catches for 66 yards in the Colts AFC Wild Card Playoff loss at Baltimore (1/6/13). Caught a long pass of 25 yards.

## COLLEGE:

- Started 37-of-50 games at Florida International, where he graduated with school career records for receptions (229), receiving yards (3,351) and touchdowns (24). Also contributed with 498 rushing yards and seven scores on 69 carries and completed two passes for 38 yards and a touchdown.
- Named a Third Team All-America selection as an all-purpose back by *The NFL Draft Report*, adding honorable mention honors from *Sports Illustrated* in 2011.
- Awarded Sun Belt Conference Player of the Year in

2010 and earned All-Sun Belt Conference first-team accolades in 2010 and 2011.

- Garnered Sun Belt Conference Freshman of the Year accolades from *Sporting News* and *Rivals.com*, was named the Freshman of the Year by the Sun Belt Conference and was an All-Sun Belt Conference first-team choice as a kick return specialist and all-purpose player.
- Selected to the Freshman All-America team as a punt return specialist by the Football Writers Association of America and Freshman All-America kick returner by *Sporting News*. Also received Honorable Mention All-America accolades from *Sports Illustrated*.
- Returned 49 punts for 614 yards and two touchdowns, as all three marks set school career records. His 97-yard scoring punt return against Florida Atlantic (11/12/11) set the FIU record and ranked as the second-longest in Sun Belt Conference history.
- Returned 105 kickoffs for 2,855 yards and four touchdowns, setting the school and Sun Belt career record for scoring returns and total runbacks.
- Graduated holding FIU and conference all-time records, in addition to ranking fifth in NCAA FBS history with 7,498 all-purpose yards (149.96 avg. per game).
- Found the end zone 37 times to set a school career record for touchdowns, while his 224 points rank second in school annals.
- Finished 10th among active NCAA Football Bowl Subdivision performers for receptions (229), sixth for receiving yards (3,351) and 14th for touchdown receptions (24).
- Established Sun Belt Conference all-time records for receiving yards (3,351) and touchdown grabs (24), while his receptions (229) rank second in league annals.
- Set FIU season records with 72 receptions for 1,038 yards in 2011.
- Returned 36 kickoffs as a freshman to set the school season record while his 841 yards on those runbacks rank second in single-season annals.

## PERSONAL:

- Attended Miami Springs (Fla.) High School.
- Named the Dade County Athlete of the Year and added *Miami Herald* First Team All-Dade honors in football as a senior and in basketball as a junior.
- Garnered 6A second-team all-state honors from the Florida Sports Writers Association in 2007.
- As a senior, caught 42 passes for 785 yards and 16 touchdowns. Also scored four times on kick returns.
- Played wide receiver and defensive back as a sophomore, accumulating eight interceptions and 650 receiving yards.
- Served as the 2014 Bleed Blue Blood Drive spokesperson and featured player.
- Hosted a Strikes For Kids bowling event in 2014,



- benefitting high school scholarships.
- Assisted with the “Saving Our Youth” Celebrity Basketball Tournament at the Indiana Black Expo in 2013.
  - Participated in the 2012 Colts Rookie Community Blitz at Concord Neighborhood Center, helping local children with reading, crafts and fitness activities.
  - Participates in the Community Ticket Block program and has sent more than 300 youth to a Colts game.
  - Participated in the Colts QB Shopping event with Shepherd Community Center as a volunteer shopper.
  - Participated in the Colts Play 60 Super School visit.
  - Majored in sports broadcasting at Florida International.
  - A native of Miami.

## GETTING TO KNOW T.Y. HILTON

**Favorite team and/or athlete outside of football:**

LeBron James

**Favorite musician and/or song:** “The World’s Greatest” by R. Kelly

**Hobbies outside of football:** Basketball

**Favorite food:** Fast food

**Favorite vacation spot:** Orlando, Fla.

**If you could have lunch with three people, living or dead, who would they be:** LeBron James, Michael Jordan and Michael Jackson

**Favorite movie:** *The Sandlot*

**What’s the one thing you couldn’t live without:** My video games

### 2016 GAME-BY-GAME STATISTICS

Date/Opp.	RECEIVING					RUSHING				
	GP	GS	No.	Yards	Avg.	LG	TD	No.	Yards	Avg.
9/11 vs. DET	1	1	6	79	13.2	32	0	0	0	0.0
9/18 @ DEN	1	1	4	41	10.3	16	0	0	0	0.0
9/25 vs. SD	1	1	8	174	21.8	63†	1	0	0	0.0
10/2 @ JAX (UK)	1	1	7	42	6.0	14	1	0	0	0.0
10/9 vs. CHI	1	1	10	171	17.1	35†	1	0	0	0.0
10/16 @ HOU	1	1	3	49	16.3	31	0	0	0	0.0
10/23 @ TEN	1	1	7	133	19.0	37†	1	0	0	0.0
10/30 vs. KC	1	1	1	20	20.0	20	0	0	0	0.0
11/6 @ GB	1	1	6	82	13.7	27	0	0	0	0.0
11/20 vs. TEN	1	1	5	97	19.4	50	1	0	0	0.0
11/24 vs. PIT	1	1	3	54	18.0	32	0	0	0	0.0
12/5 @ NYJ	1	1	9	146	16.2	34	0	0	0	0.0
12/11 vs. HOU	1	1	9	115	12.8	35†	1	0	0	0.0
12/18 @ MIN	1	1	3	45	15.0	31	0	0	0	0.0
12/24 @ OAK										
1/1 vs. JAX										
2016 TOTALS	14	14	81	1,248	15.4	63†	6	0	0	0.0

### CAREER REGULAR SEASON STATISTICS

Year	RECEIVING					RUSHING				
	GP	GS	No.	Yards	Avg.	LG	TD	No.	Yards	Avg.
2016 IND	14	14	81	1,248	15.4	63†	6	0	0	0.0
2015 IND	16	15	69	1,124	16.3	87†	5	0	0	0.0
2014 IND	15	15	82	1,345	16.4	73†	7	2	20	10.0
2013 IND	16	10	82	1,083	13.2	73†	5	2	6	3.0
2012 IND	15	1	50	861	17.2	70†	7	5	29	5.8
TOTAL	76	55	364	5,661	15.6	87†	30	9	55	6.1

### CAREER REGULAR SEASON RETURN STATISTICS

Year	GP	GS	PR	FC	Yards	Avg.	LG	TD	KR	Yards	Avg.	LG	TD
2016 IND	14	14	1	1	5	5.0	5	0	2	5	2.5	5	0
2015 IND	16	15	4	2	16	4.0	10	0	0	0	0.0	0	0
2014 IND	15	15	0	0	0	0.0	0	0	1	0	0.0	0	0
2013 IND	16	10	17	12	159	9.4	34	0	0	0	0.0	0	0
2012 IND	15	1	26	18	300	11.5	75†	1	7	118	16.9	26	0
TOTAL	76	55	48	33	480	10.0	75†	1	10	123	16.9	26	0

### CAREER POSTSEASON STATISTICS

Year	RECEIVING					RUSHING				
	GP	GS	No.	Yards	Avg.	LG	TD	No.	Yards	Avg.
2014 IND	3	3	11	211	19.2	36	0	1	1	1.0
2013 IND	2	2	17	327	19.2	64†	2	0	0	0.0
2012 IND	1	0	8	66	8.3	25	0	0	0	0.0
TOTAL	6	5	36	604	16.8	64†	2	1	1	1.0

### CAREER POSTSEASON RETURN STATISTICS

Year	GP	GS	PR	FC	Yards	Avg.	LG	TD	KR	Yards	Avg.	LG	TD
2014 IND	3	3	1	1	10	10.0	10	0	0	0	0.0	0	0
TOTAL	3	3	1	1	10	10.0	10	0	0	0	0.0	0	0

ADDITIONAL STATISTICS: Recorded one pass attempt at Kansas City (12/23/12).



# 52

ILB



## D'QWELL JACKSON



**PRO BOWL  
1 (2014)**

**6-0 • 242 • MARYLAND**

**NFL EXP:** 11 (3rd Year with Colts)

**HOW ACQUIRED:** FA – 2014

**BORN:** 9/26/83

**GP/GS (POSTSEASON):** 141/140 (3/3)

### CAREER TRANSACTIONS:

- Signed by the Colts as a free agent on March 6, 2014.
- Selected by the Browns in the second round (34th overall) of the 2006 NFL Draft.

### PRO CAREER:

- Led the Colts and established a new career-high with 193 tackles in 2015.
- Earned his first career Pro Bowl selection in 2014 after leading the Colts with 184 tackles while adding 4.0 sacks, four fumble recoveries, one forced fumble and one pass defended.
- In 11 seasons, has started 140-of-141 games (2006-2015) and holds a streak of 89 consecutive starts.
- Has recorded eight-career 100-tackle seasons while leading the Browns in stops from 2007-08, 2011-13.
- Has started all 16 games in each of the last five seasons (2011-15) and has logged six career seasons starting all 16 contests.
- With the Browns in 2013 played in 1,149-of-1,150 (99.9%) defensive snaps.
- In 2012, earned AFC Defensive Player of the Week honors (Week 12). Was also named AFC Defensive Player of the Month in September of 2011.
- Earned his second AFC Defensive Player of the Week honor after totaling 12 tackles (seven solo), 2.0 tackles for loss, one pass defended and one fumble recovery, which he returned 35 yards for a touchdown in a win against Washington on Nov. 30, 2014.
- In 2012, earned the Browns Dino Lucarelli Good Guy Award.
- Was honored as the Browns recipient of the Ed Block Courage Award in 2011.

### 2016 (COLTS):

- Started at MIKE linebacker in a Week 1 loss against Detroit (9/11) and finished with two tackles.
- In a Week 2 loss at Denver (9/18), compiled seven tackles (three solo), 1.0 tackle for loss and one pass defended.
- Finished with eight tackles (six solo) and one fumble recovery starting at MIKE linebacker in a Week 3 win against San Diego (9/25). Recovered a fumble on the Chargers last play of the game to seal the victory.
- Started at MIKE linebacker in a Week 4 loss at

### SINGLE-GAME HIGHS

**TACKLES:** 21 vs. JAX (10/4/15)

**SACKS:** 3.0 at CIN (9/16/12)

**FF:** 1, seven times (Last: vs. NYJ 9/21/15)

**FR:** 1, 13 times (Last: vs. CHI 10/9/16)

**INT:** 2 at TEN (12/7/08)

**PD:** 4 at JAX (12/13/15)

Jacksonville (10/2) and finished with eight tackles (seven solo) and 1.0 tackle for loss.

- In a Week 5 victory against Chicago (10/9), started at inside linebacker and posted nine tackles (seven solo). Also added 1.0 tackle for loss and one fumble recovery. Recovered a fumble that was forced by Rashaan Melvin at the 3:38 mark in the fourth quarter. The Colts tallied a field goal on their next possession and went ahead by six points.
- Started at MIKE linebacker in a Week 6 loss at Houston (10/16) and posted six tackles (four solo) and one quarterback hit.
- Led the team with nine tackles (seven solo) and contributed with one quarterback hit and one pass defended in a Week 7 win against Tennessee (10/23).
- In a Week 8 loss against Kansas City (10/30), started at MIKE linebacker and finished with six tackles (five solo) and 1.0 tackle for loss.
- Started at MIKE linebacker in a Week 9 win at Green Bay (11/6) and compiled seven tackles (six solo).
- Totaled nine tackles (five solo), 1.0 sack, 1.0 tackle for loss and one pass defended starting at MIKE linebacker in a Week 11 victory against Tennessee (11/20). Posted his first sack of the season when he dropped Marcus Mariota for a 12-yard loss in the fourth quarter. The sack led to a punt.
- Tied for the team lead with seven tackles (three solo) starting at MIKE linebacker in a Week 12 loss against Pittsburgh (11/24).
- Started at MIKE linebacker and finished with four tackles in a Week 13 victory at the New York Jets (12/5).
- Suspended for Weeks 14-17 of the regular season.

### 2015 (COLTS):

- Started all 16 games at linebacker for the fifth consecutive season and established a career-high

with 193 tackles. Also contributed with 3.0 sacks, 10.0 tackles for loss, one interception return for a touchdown, one forced fumble and a career-high 10 passes defended.

- Ranked second in the NFL in tackles according to league totals.
- In a Week 2 loss against the New York Jets (9/21), compiled 11 tackles (eight solo) and one forced fumble, starting at MIKE linebacker.
- Compiled 14 tackles (eight solo) starting at MIKE linebacker in a Week 3 victory at Tennessee (9/27). Also added 1.0 tackle for loss.
- Started at MIKE linebacker and recorded a team-leading and career-high 21 tackles (12 solo) and 1.0 tackle for loss in a Week 4 win against Jacksonville (10/4).
- Led the team with 14 tackles (seven solo) starting at MIKE linebacker in the team's Week 5 victory at Houston (10/8).
- Started at MIKE linebacker in a Week 6 loss against New England (10/18) and tied for the team lead with 15 tackles (eight solo).
- Led the team with 17 tackles (four solo) and added 1.0 tackle for loss starting at MIKE linebacker in a Week 8 overtime loss at Carolina.
- Tied for the team lead with eight tackles while adding one pass defended starting at MIKE linebacker in a Week 9 victory against Denver (11/8). Was part of a defense that limited the Broncos to 35 rushing yards.
- Started at MIKE linebacker in a Week 11 win at Atlanta (11/22) and led the team with 10 tackles (six solo), 1.0 sack, 2.0 tackles for loss, one pass defended and one interception returned for a touchdown. Notched his first interception of the season, which he returned six yards for a touchdown in the fourth quarter. The score tied the

game at 21-21. The pick-six was the second of his career and his first dating back to Sept. 9, 2012 vs. Philadelphia. Sacked Matt Ryan for a five-yard loss in the fourth quarter to force a punt. The sack was his first of the season and number 16.5 of his career.

- Led the team with 12 tackles (eight solo) while adding 1.0 sack and one pass defended starting at MIKE linebacker in a Week 12 victory against Tampa Bay (11/29). Recorded his second sack of the season and his second in as many games when he brought down Jameis Winston in the second quarter.
- Started at MIKE linebacker in a Week 13 loss at Pittsburgh (12/6) and led the team with 14 tackles (11 solo) while adding 1.0 tackle for loss and two passes defended.
- In a Week 14 loss at Jacksonville (12/13), started at MIKE linebacker and tied for the team lead with nine tackles (seven solo), 1.0 sack and a single-game career-best four passes defended. Posted a seven-yard sack of Blake Bortles in the first quarter, which led to a Jaguars punt. The sack was his third of the season and his third in his last four games.
- Tied for the team lead with 10 tackles (seven solo), 1.0 tackle for loss and one pass defended starting at MIKE linebacker in a Week 16 win at Miami.

#### 2014 (COLTS):

- Started all 16 games at inside linebacker and led the team with 184 tackles (111 solo). Also contributed with 4.0 sacks, 10.0 tackles for loss, four fumble recoveries, one forced fumble and one pass defended. Started all three postseason games and finished with 33 tackles (20 solo), one interception and two passes defended.
- Earned his first career Pro Bowl selection and was named AFC Defensive Player of the Week for a Week 13 performance against Washington.
- Made his Colts debut starting at inside linebacker in a



Week 1 meeting at Denver (9/7). Finished the game with 13 tackles (six solo).

- Recorded his 50th consecutive start at inside linebacker in a Week 2 loss against Philadelphia (9/15). Compiled eight tackles (four solo) and 1.0 tackle for loss.
- In a Week 3 victory at Jacksonville (9/21), started at inside linebacker in his 100th career NFL contest. Led the team with 13 tackles (10 solo) while adding 1.0 sack and one forced fumble. His sack in the second quarter was his first as a member of the Colts and number 12.5 for his career. The quarterback takedown led to a Jaguars punt. Contributed with a forced fumble late in the second quarter, which was recovered by cornerback Darius Butler. The Colts scored a touchdown on the following possession.
- Started in his 100th career game and led the team with 12 tackles (eight solo) and 1.0 sack in a Week 4 victory against Tennessee (9/28). Dropped Charlie Whitehurst for a loss of nine yards on a third down in the third quarter to force a punt. The sack was his second of the season and number 13.5 of his career.
- In a Week 6 win at Houston (10/9), started at MIKE linebacker and notched eight tackles (six solo), 1.0 sack and one fumble recovery. The sack came on a third down and forced a Texans punt. The fumble recovery came on Houston's last offensive possession to seal the victory. Quarterback Ryan Fitzpatrick was sacked by Bjoern Werner who forced the fumble.
- Started at MIKE linebacker in a Week 7 victory against Cincinnati (10/19) and totaled 11 tackles (six solo). Was part of a defense that held the Bengals to 135 net yards in the shutout win.
- In a Week 8 loss at Pittsburgh (10/26), started at MIKE linebacker and tied his season-high with 15 tackles (12 solo).
- Led the team with 14 tackles (seven solo), 1.0 sack and one fumble recovery starting at MIKE linebacker in a Week 12 victory against Jacksonville (11/23). The fumble recovery was his second of the season and the ninth of his career. Added his lone sack of the game when he brought down Blake Bortles for a 12-yard loss in the third quarter, forcing a Jaguars punt. He improved his season sack total to 4.0, which set a new single-season career-high.
- Started at MIKE linebacker in a Week 13 win against Washington (11/30) and tied for the team lead with 12 tackles (seven solo), 2.0 tackles for loss, one pass defended and one fumble recovery, which he returned 35 yards for a touchdown. Following an Erik Walden sack-forced fumble in the third quarter, scooped up the ball and took it to the end zone for a score giving Indianapolis a 35-17 lead. It was his second career touchdown (27-yard interception return against Philadelphia on Sept. 9, 2012). Earned AFC Defensive Player of the Week honors for his performance.
- In a Week 14 victory at Cleveland (12/7) started at MIKE linebacker and led the team with 15 tackles

#### QUICK HITS

In his first season with the Colts, Jackson led the team in tackles (184) while adding 4.0 sacks and four fumble recoveries en route to his first career Pro Bowl selection. He has recorded eight career 100-tackle seasons.

Jackson established a career-high in tackles (193) in 2015 and has led the Colts in stops in back-to-back seasons.

In the last five seasons (2011-15), Jackson has competed and started in all 16 games.

- (10 solo) while adding 1.0 tackle for loss and one quarterback hit. Reached 150 tackles for the season for the third time in his career (2008 and 2011 with Cleveland). Was part of a defense that limited the Browns to 248 net yards and 137 net passing yards.
- Started at MIKE linebacker in a Week 16 loss at Dallas (12/21) and finished with eight tackles (five solo) while adding 2.0 tackles for loss and one fumble recovery. The fumble recovery established a new single-season career-best with four.
  - In a Week 17 victory at Tennessee (12/28), led the team with 13 tackles (nine solo) while adding 1.0 tackle for loss. Was part of a defense that held the Titans to 192 net yards.
  - Started his first career NFL playoff game at MIKE linebacker in an AFC Wild Card Playoff victory against Cincinnati (1/4/15). Contributed with eight tackles (three solo) and one pass defended.
  - In the team's AFC Divisional Playoff win at Denver (1/11/15), started at MIKE linebacker and led the team with 12 tackles (10 solo).
  - Started at MIKE linebacker in the team's AFC Championship Game loss at New England (1/8/15) and tied for the team lead with 13 tackles (seven solo), his first career postseason interception and one pass defended. Picked off Tom Brady in the second quarter to stall a potential scoring drive. The interception led to a Colts 93-yard touchdown drive on the team's ensuing possession.

#### 2013 (BROWNS):

- As a defensive captain, started all 16 games at inside linebacker and tallied a team-high 143 tackles (92 solo), 1.5 sacks, seven passes defended, one interception, one forced fumble and one fumble recovery.
- Played in 1,149-of-1,150 (99.9%) defensive snaps, missing only a Hail Mary attempt at the end of a game against Minnesota (9/22).
- Posted 10-plus tackles in seven games.
- Tied the team lead with 10 tackles while adding one pass defended that led to an interception in the season opener against Miami (9/8).
- Notched eight tackles and his lone fumble recovery of the season in a Week 2 loss at Baltimore (9/15).
- Tied his season-high with 11 tackles (eight solo)

and added one forced fumble in a Week 3 win at Minnesota (9/22).

- Recorded 11 tackles (seven solo) for the second consecutive week and contributed with one pass defended in a Week 4 victory against Cincinnati (9/29).
- In Week 8, tied a team-high with 10 tackles (six solo) and registered his third-career multiple-sack game (1.5) at Kansas City (10/27). Both sacks forced Kansas City punts.
- Posted a team-leading nine tackles (seven solo) while adding one pass defended in a Week 9 victory against Baltimore (11/3).
- Tied for the team lead with 10 tackles (five solo) in a Week 11 loss at Cincinnati (11/17).
- Finished with nine tackles (eight solo), one interception and one pass defended in a Week 14 loss at New England (12/8). His first quarter interception set up a Browns field goal and ended Tom Brady's streak of 109 consecutive passes at Gillette Stadium without an interception.
- Led the team and posted his sixth game of the season with double-digit tackles (10) while contributing with one pass defended in a Week 16 loss at the New York Jets (12/22).

## **2012 (BROWNS):**

- Started all 16 games at inside linebacker and registered a team-high 119 tackles while adding 3.5 sacks, two interceptions, seven passes defended, two fumble recoveries and two forced fumbles.
- The season marked the fifth time in his career he reached the 100-tackle plateau and the second in-a-row.
- Became the first Browns player to have an interception in the first two games of a season since Anthony Henry in 2004 and the first Browns linebacker to have an interception in the first two games of a season since the NFL merger in 1970.
- Served as a defensive captain and was voted as a first alternate at middle linebacker for the AFC Pro Bowl squad.
- Earned the Browns Dino Lucarelli Good Guy Award.
- Picked off a Michael Vick pass in the fourth quarter against Philadelphia (9/9), and returned it 27 yards for his first career touchdown.
- Tallied a career-high 3.0 sacks at Cincinnati (9/16). Became the first Brown to have 3.0 sacks in a game since Kenard Lang had three against Baltimore on Sept. 12, 2004 and the first Browns linebacker to have 3.0-or-more sacks in a game since Andre Davis had 4.0 at Kansas City on Nov. 9, 2003.
- Led the team with nine tackles and added a fumble recovery and a forced fumble against Pittsburgh (11/25), which were two of eight turnovers forced by the Browns defense on the day. Named AFC Defensive Player of the Week for his performance.

## **2011 (BROWNS):**

- Started all 16 games at middle linebacker and led

the team with 158 tackles, a career-high 3.5 sacks, an interception, a forced fumble and three fumble recoveries.

- His tackle total was second in the NFL, trailing only Washington's London Fletcher (166).
- His three fumble recoveries led the team and tied for the most defensive recoveries in the AFC, along with Baltimore's Haloti Ngata, New England's Rob Ninkovich and Indianapolis' Robert Mathis.
- Cited as the NFL Comeback Player of the Year by Peter King of *Sports Illustrated*.
- Voted by the local media as the Browns 2011 Player of the Year and was the recipient of the team's Ed Block Courage Award.
- Named AFC Defensive Player of the Month for September after registering 30 tackles, 2.5 sacks, a fumble recovery, a forced fumble and a pass defended in three games as the Browns allowed just five touchdowns and went 2-1 in the month.
- Named to *USA Today's* All-Joe Team.
- Led the Browns in tackles 13 times and accounted for double digit tackle totals on eight occasions.
- Led the team with 10 tackles at San Francisco (10/30), including three tackles on the Browns' goal-line stand in the second quarter which ended with a stop on fourth-and-goal from the one.
- Totaled eight tackles and an interception which he returned for a career-long 24 yards at Houston (11/6).
- Notched a season-best 13 tackles, 1.0 sack and a fumble recovery at Pittsburgh (12/8).

## **2010 (BROWNS):**

- Was inactive for the first two games of the season with a pectoral injury prior to being placed on Injured Reserve on September 25.

## **2009 (BROWNS):**

- Started each of the first six games at inside linebacker and was voted a co-captain on defense.
- Finished the year with 57 tackles (44 solo), one forced fumble and two passes defended.
- Led the team in tackles in four of the six contests in which he appeared.
- Registered a season-high 14 tackles in addition to one pass defended and his first career forced fumble against Cincinnati (10/4).
- Sustained a pectoral injury at Pittsburgh (10/18) and was placed on Injured Reserve on October 20.

## **2008 (BROWNS):**

- Started all 16 games and led the team with 188 tackles, 2.0 sacks, three interceptions and five passes defended.
- Intercepted Ravens quarterback Joe Flacco at Baltimore (9/21) while adding 12 tackles and one pass defended.
- Shared a sack with Antonio Thomas on a three-yard takedown of David Garrard at Jacksonville (10/26) while posting 14 tackles.

- Recorded a six-yard sack of Joe Flacco against Baltimore (11/2).
- Registered a career-high 20 tackles and a career-best two interceptions and two passes defended at Tennessee (12/7). Both interceptions came off Kerry Collins, as Jackson became the first Browns linebacker to have two interceptions in a game since Eddie Johnson had a pair on Oct. 14, 1984 against the New York Jets.

#### 2007 (BROWNS):

- Started 13-of-14 games at linebacker and led the team with 111 tackles while adding 1.0 sack, one interception, one fumble recovery and three passes defended. Also contributed with one special teams tackle.
- Recorded his first career interception off Matt Schaub against Houston (11/25) while totaling 11 tackles (eight solo).
- Had a season-high 12 tackles at N.Y. Jets (12/9).
- Part of a defensive effort that gave the Browns their first shutout since 2005 (11/20/05 vs. Miami, 22-0 win) and held the Bills to 232 net yards of offense in an 8-0 win against Buffalo (12/16).
- Posted seven tackles and his lone fumble recovery of the season in a loss at Cincinnati (12/23).
- Talled his first career sack to go along with nine tackles (eight solo) in the regular season finale win against San Francisco (12/30).

#### 2006 (BROWNS):

- Started all 13 games he appeared in and ranked second on the club with 115 tackles and 11 special teams stops while adding one pass defended.
- Was credited with double-digit tackle totals on five occasions.
- Made his NFL debut and started at weakside linebacker compiling 10 tackles against New Orleans (9/10).
- Finished with 12 tackles against Miami (10/14) and at the New York Jets (12/9).
- Was placed on Injured Reserve on December 15.

#### COLLEGE:

- In 48 games at the University of Maryland (2002-05), started 34 contests and became the seventh player in school history to record more than 400 career tackles.
- His 447 tackles ranked fourth on the school's all-time record list.
- Finished his collegiate career with 10.5 sacks for 62 yards, four forced fumbles, one fumble recovery, six interceptions, eight passes defended and one

blocked kick.

- In 2005, became only the second Maryland player to earn the Atlantic Coast Conference Defensive Player of the Year award, joining E.J. Henderson, who earned the award in 2001 and 2002.
- Became one of three players in school annals to lead the team in tackles in three consecutive seasons.

#### PERSONAL:

- Attended Seminole (Fla.) High School and lettered three times in football, competing as a fullback, linebacker, quarterback and punter.
- Played in the prestigious Florida-Georgia All-Star game.
- Seminole High went 23-4 in his last two years and made the regional finals both seasons.
- Celebrated the USO's 75th anniversary and the 50th anniversary between the organization and the NFL when he traveled to Japan to visit servicemen and women.
- Embarked on a week-long visit to U.S. troops at military bases throughout Southwest Asia as part of the NFL-USO program during the 2013 offseason.
- Serves as a Colts Community Ticket Block sponsor.
- Volunteered at the 2015 Colts Cold Feet Warm Shoes event and fitted students for new shoes and hats.
- Founded the "Read Hope, Real Dreams" season ticket program, which provided tickets, apparel and food for the East Cleveland Neighborhood organization.
- Was a nominee for the Bart Starr Award following the 2014 season.
- A native of Largo, Fla.

#### GETTING TO KNOW D'QWELL JACKSON

**Hobbies outside of football:** I enjoy traveling the world during the offseason

**Favorite food:** Steak and vegetables

**Favorite vacation spot:** Italy

**If you could have lunch with three people, living or dead, who would they be:** Barack

Obama, Michael Jordan and Magic Johnson

**Favorite movie:** *Men of Honor*

2016 GAME-BY-GAME STATISTICS

Date/Opp.	GP	GS	Solo	Asst.	Total	Sacks	PD	FF	FR	INT	Yds	Avg.	LG	TD
9/11 vs. DET	1	1	1	1	2	0.0	0	0	0	0	0	0.0	0	0
9/18 @ DEN	1	1	3	4	7	0.0	1	0	0	0	0	0.0	0	0
9/25 vs. SD	1	1	6	2	8	0.0	0	0	1	0	0	0.0	0	0
10/2 @ JAX (UK)	1	1	7	1	8	0.0	0	0	0	0	0	0.0	0	0
10/9 vs. CHI	1	1	7	2	9	0.0	0	0	1	0	0	0.0	0	0
10/16 @ HOU	1	1	4	2	6	0.0	0	0	0	0	0	0.0	0	0
10/23 @ TEN	1	1	7	2	9	0.0	1	0	0	0	0	0.0	0	0
10/30 vs. KC	1	1	5	1	6	0.0	0	0	0	0	0	0.0	0	0
11/6 @ GB	1	1	6	1	7	0.0	0	0	0	0	0	0.0	0	0
11/20 vs. TEN	1	1	5	4	9	1.0	1	0	0	0	0	0.0	0	0
11/24 vs. PIT	1	1	3	4	7	0.0	0	0	0	0	0	0.0	0	0
12/5 @ NYJ	1	1	2	2	4	0.0	0	0	0	0	0	0.0	0	0
12/11 vs. HOU	RESERVE/SUSPENDED													
12/18 @ MIN	RESERVE/SUSPENDED													
12/24 @ OAK														
1/1 vs. JAX														
2016 TOTALS	12	12	56	25	82	1.0	3	0	2	0	0	0.0	6	0

CAREER REGULAR SEASON STATISTICS

Year	GP	GS	Solo	Asst.	Total	Sacks	PD	FF	FR	INT	Yds	Avg.	LG	TD
2016 IND	12	12	56	26	82	1.0	3	0	2	0	0	0.0	0	0
2015 IND	16	16	105	88	193	3.0	10	1	0	1	6	6.0	6	1
2014 IND	16	16	111	73	184	4.0	1	1	4	0	0	0.0	0	1
2013 CLE	16	16	92	50	143	1.5	7	1	1	1	0	0.0	0	0
2012 CLE	16	16	64	55	119	3.5	7	2	2	2	31	15.5	27	1
2011 CLE	16	16	116	42	158	3.5	3	1	3	1	24	24.0	24	0
2010 CLE	INJURED RESERVE													
2009 CLE	6	6	44	13	57	0.0	2	1	0	0	0	0.0	0	0
2008 CLE	16	16	114	77	191	2.0	6	0	0	3	29	9.7	16	0
2007 CLE	14	13	78	33	111	1.0	3	0	1	1	1	1.0	1	0
2006 CLE	13	13	58	54	112	0.0	0	0	0	0	0	0.0	0	0
TOTAL	141	140	838	511	1350	19.5	42	7	13	9	91	10.1	27	3

CAREER POSTSEASON STATISTICS

Year	GP	GS	Solo	Asst.	Total	Sacks	PD	FF	FR	INT	Yds	Avg.	LG	TD
2014 IND	3	3	20	13	33	0.0	2	0	0	1	6	6.0	6	0
TOTAL	3	3	20	13	33	0.0	2	0	0	1	6	6.0	6	0

SPECIAL TEAMS TACKLES: 1 (2015 - 1)

ADDITIONAL STATISTICS: Returned an interception 27 yards for a touchdown vs. Philadelphia (9/9/12).

Recovered and returned a fumble 35 yards for a touchdown vs. Washington (11/30/14).

Returned an interception six yards for a touchdown vs. Atlanta (11/22/15).

**53**  
**ILB**



## EDWIN JACKSON

**6-0 • 230 • GEORGIA SOUTHERN**

**NFL EXP:** 1 (1st Year with Colts)

**HOW ACQUIRED:** FA – 2015

**BORN:** 12/19/91

**GP/GS (POSTSEASON):** 14/6 (0/0)

### CAREER TRANSACTIONS:

- Signed by the Colts to a reserve/future contract on January 5, 2016.
- Signed to the Colts practice squad on December 22, 2015.
- Released from the Colts practice squad on December 16, 2015.
- Signed to the Colts practice squad on December 8, 2015.
- Released by the Arizona Cardinals on August 31, 2015.
- Signed as an undrafted free agent with the Cardinals on May 5, 2015.

### 2016 (COLTS):

- Made his NFL debut in a Week 1 loss against Detroit (9/11). Saw action on special teams, but did not record a tackle.
- Competed on special teams in a Week 2 loss at Denver (9/18) and logged two tackles.
- In a Week 3 win against San Diego (9/25), finished with one special teams tackle.
- Played on special teams in a Week 4 loss at Jacksonville (10/2) and notched two tackles.
- Saw action on special teams in a Week 5 victory against Chicago (10/9) and recorded two tackles.
- In a Week 6 loss at Houston (10/16), led the team with two special teams stops.
- Compiled his first career tackles (three) competing at inside linebacker in a Week 7 win at Tennessee (10/23).
- Made his first career start at WILL linebacker in a Week 8 loss against Kansas City (10/30). Tallied four solo tackles, 1.0 sack and one quarterback hit.
- In a Week 9 win at Green Bay (11/6), finished with four tackles (three solo).
- Started at WILL linebacker in a Week 11 victory against Tennessee (11/20) and finished with five tackles (three solo), 1.0 sack and one quarterback hit. Also contributed with two special teams stops.
- Tied for the team lead with seven tackles (four solo) starting at WILL linebacker in a Week 12 loss against Pittsburgh (11/24).
- In a Week 13 victory at the New York Jets (12/5), led the team with seven tackles (six solo) and added one tackle for loss.
- Led the team with 10 tackles (three solo), starting at inside linebacker in a Week 14 loss against Houston

### SINGLE-GAME HIGHS

**TACKLES:** 10 vs. **HOU** (12/11/16)

**SACKS:** 1.0, two times (Last vs. **TEN** 11/20/16)

**FF:** 0

**FR:** 0

**INT:** 0

**PD:** 0

(12/11).

- Started at WILL linebacker in a Week 15 victory at Minnesota (12/18) and tied for the team lead with seven tackles (six solo).

### 2015 (COLTS):

- Spent three weeks of the regular season on the Colts practice squad.

### COLLEGE:

- Played in 48 games (23 starts) in four seasons at Georgia Southern, posting 218 tackles (121 solo), 2.0 sacks, 8.0 tackles for loss, one interception, one forced fumble and one fumble recovery.
- Led the Eagles in tackles in each of his last two seasons.
- Earned First Team All-Sun Belt honors as a senior and helped Georgia Southern win the Sun Belt in its first year in the conference and at the NCAA FBS level in 2014.
- Started all 12 games in 2014 and recorded a career-high 100 tackles, which ranked in the top-10 of the Sun Belt Conference. Had four games with 13-plus tackles. Also had a forced fumble and an interception, which helped seal a win at South Alabama.
- Totaled a team-best 92 tackles, 2.0 sacks and a fumble recovery in 11 games as a junior.
- Posted 10 tackles, including a team-leading eight solo stops in 26-20 upset win at Florida. Named the College Sports Madness Southern Conference Player of the Week for his performance against the Gators.
- Played in 12 games as a sophomore in 2012, collecting 16 tackles and six special teams tackles.
- Saw action in 13 games as a freshman in 2011 after joining the team as a walk-on and had 10 tackles.



- Attended Westlake High School in Atlanta where he lettered three times in football and was a three-year team captain.
- Was a state championship finalist in wrestling at 189 pounds.
- Graduated with a degree in international trade from Georgia Southern.
- A native of Atlanta.

**Favorite team and/or athlete outside of football:** Allen Iverson and Troy Polamalu  
**Favorite musician and/or song:** Joe Hertz  
**Hobbies outside of football:** Traveling, networking and tailgating  
**What is something interesting about you that most people may not know:** I have nine siblings (five sisters and four brothers)  
**Favorite food:** Mac and cheese, smoked chicken and

rice and beans

**Favorite vacation spot:** Hawaii

**If you could have lunch with three people, living or dead, who would they be:** Bill Gates, Barack Obama and Bob Marley

**Favorite movie:** *Inception*

**What's the one thing you couldn't live without:** Christ and my family

Site/Dep.	GP	GS	Asto	Salt	Total	Sacks	PD	FF	FR	NT	Yds	Avg.	LG	TD
911's DE	1	0	0	0	0	0	0	0	0	0	0	0	0	0
918's DE	1	0	0	0	0	0	0	0	0	0	0	0	0	0
922's SD	1	0	0	0	0	0	0	0	0	0	0	0	0	0
918's DE (JAX)	1	0	0	0	0	0	0	0	0	0	0	0	0	0
109's CHI	1	0	0	0	0	0	0	0	0	0	0	0	0	0
1016's HOU	1	0	0	0	0	0	0	0	0	0	0	0	0	0
1023's TEN	1	0	1	2	3	0	0	0	0	0	0	0	0	0
1030's KC	1	1	4	0	4	1	0	0	0	0	0	0	0	0
1100's GB	1	0	3	1	4	0	0	0	0	0	0	0	0	0
1120's TEN	1	1	3	2	5	1	0	0	0	0	0	0	0	0
1124's PIT	1	1	4	3	7	0	0	0	0	0	0	0	0	0
121's NYJ	1	1	6	1	7	0	0	0	0	0	0	0	0	0
1225's HOU	1	1	3	7	10	0	0	0	0	0	0	0	0	0
1218's MIN	1	1	6	1	7	0	0	0	0	0	0	0	0	0
1204's OAK														
1/1 vs JAX														
1996 TOTALS	14	6	30	17	47	2.0	0	0	0	0	0	0	0	0

Year	GP	GS	Solo	Asst.	Total	Sacks	PD	FF	FR	INT	Yds	Avg.	LG	TD
2016 IND	14	6	30	17	47	2.0	0	0	0	0	0	0.0	0	0
2015 IND	PRACTICE SQUAD													
TOTAL	14	6	30	17	47	2.0	0	0	0	0	0	0.0	0	0

**SPECIAL TEAMS TACKLES: 11 (2016 - 11)**

38  
CB

## CHARLES JAMES II

5-9 • 185 • CHARLESTON SOUTHERN

NFL EXP: 3 (1st Year with Colts)

HOW ACQUIRED: FA – 2016

BORN: 5/14/90

GP/GS (POSTSEASON): 33/1 (0/0)

### CAREER TRANSACTIONS:

- Released by the Houston Texans on December 5, 2016.
- Claimed off waivers (Baltimore) by the Texans on October 19, 2015.
- Released by the Baltimore Ravens on October 17, 2015.
- Signed to the Ravens active roster from the practice squad on October 13, 2015.
- Signed to the Baltimore practice squad on September 8, 2015.
- Released by Houston on September 5, 2015.
- Signed to the Texans practice squad on October 1, 2014.
- Released by the New York Giants on August 26, 2014.
- Signed to the Giants active roster from the practice squad on October 5, 2013.
- Signed to the New York practice squad on September 1, 2013.
- Released by the Giants on August 31, 2013.
- Signed by the Giants as an undrafted free agent on May 10, 2013.

### 2016 (TEXANS):

- Appeared in 12 games totaling 10 tackles (eight solo), one pass defended, six special teams stops and one kick return for 18 yards.
- Recorded seven tackles (six solo) against Minnesota (10/9).
- Listed as inactive for a Week 15 victory at Minnesota (12/18).

### 2015 (TEXANS):

- Appeared in nine games (one start) and totaled 14 tackles (seven solo), 1.0 tackle for loss, five special teams stops and one pass defended.
- Compiled a career high six tackles (four solo), 1.0 tackle for loss and one special teams stop against Cincinnati (11/16).
- Downed two punts inside the 10-yard line at Buffalo (12/6).
- Placed on Injured Reserve on December 29.

### 2014 (TEXANS):

- Spent the majority of the season on the Texans

### SINGLE-GAME HIGHS

**TACKLES: 7 at MIN** (10/9/16)

**SACKS: 0.0**

**FF: 0**

**FR: 0**

**INT: 0**

**PD: 1, two times** (Last: at JAX 11/13/16)

practice squad.

### 2013 (GIANTS):

- Appeared in 12 games and registered four special teams stops (two solo) and one punt return.

### COLLEGE:

- Played in 39 games at Charleston Southern and totaled 151 tackles (87 solo), 5.0 tackles for loss, 12 interceptions for 147 yards (one returned for a touchdown), 25 passes defended, 34 punt returns for 330 yards (one returned for a touchdown) and six kickoff returns for 127 yards.

### PERSONAL:

- Attended Mandarin High School in Jacksonville, Fla.
- Graduated with a degree in communications from Charleston Southern.
- Started a sock line 2016.
- A native of Jacksonville, Fla.

## GETTING TO KNOW CHARLES JAMES

### Favorite team and/or athlete outside of football:

Los Angeles Lakers/Kobe Bryant

### Favorite musician and/or song: T.I.

**Hobbies outside of football:** Video games, shooting guns, jet skiing

**Favorite food:** Chicken and rice

### Favorite vacation spot: Cancun

**If you could have lunch with three people, living or dead, who would they be:** Tupac, Kobe Bryant and T.I.

**Favorite movie:** The *Friday* series

#### 2016 GAME-BY-GAME STATISTICS

Date/Opp.	GP	GS	Solo	Asst.	Total	Sacks	PD	FF	FR	INT	Yds	Avg.	LG	TD
9/11 vs. CHI	1	0	0	0	0	0.0	0	0	0	0	0	0.0	0	0
9/18 vs. KC	1	0	0	0	0	0.0	0	0	0	0	0	0.0	0	0
9/22 @ NE	1	0	0	0	0	0.0	0	0	0	0	0	0.0	0	0
10/2 vs. TEN	1	0	0	0	0	0.0	0	0	0	0	0	0.0	0	0
10/9 @ MIN	1	0	6	1	7	0.0	0	0	0	0	0	0.0	0	0
10/16 vs. IND	1	0	2	0	2	0.0	0	0	0	0	0	0.0	0	0
10/24 @ DEN	1	0	0	1	1	0.0	0	0	0	0	0	0.0	0	0
10/30 vs. DET	1	0	0	0	0	0.0	0	0	0	0	0	0.0	0	0
11/13 @ JAX	1	0	1	0	1	0.0	1	0	0	0	0	0.0	0	0
11/21 @ OAK	1	0	0	0	0	0.0	0	0	0	0	0	0.0	0	0
11/27 vs. SD	1	0	0	0	0	0.0	0	0	0	0	0	0.0	0	0
12/4 @ GB	1	0	1	0	1	0.0	0	0	0	0	0	0.0	0	0
12/11 vs. HOU	NOT WITH TEAM													
12/18 @ MIN	INACTIVE													
12/24 @ OAK														
1/1 vs. JAX														
2016 TOTALS	12	0	10	2	12	0.0	1	0	0	0	0	0.0	0	0

#### CAREER REGULAR SEASON STATISTICS

Year	GP	GS	Solo	Asst.	Total	Sacks	PD	FF	FR	INT	Yds	Avg.	LG	TD
2016 HOU/IND	12	0	10	2	12	0.0	1	0	0	0	0	0.0	0	0
2015 HOU	9	1	7	7	14	0.0	1	0	0	0	0	0.0	0	0
2013 NYG	12	0	0	0	0	0.0	0	0	0	0	0	0.0	0	0
TOTAL	33	1	17	9	26	0.0	2	0	0	0	0	0.0	0	0

SPECIAL TEAMS TACKLES: 15 (2016 - 6, 2015 - 5, 2013 - 4)

# 97

DT

## ARTHUR JONES



**6-3 • 320 • SYRACUSE**

**NFL EXP:** 7 (3rd Year with Colts)

**HOW ACQUIRED:** UFA – 2014 (BAL)

**BORN:** 6/3/86

**GP/GS (POSTSEASON):** 63/30 (9/5)

### CAREER TRANSACTIONS:

- Signed by the Colts as an unrestricted free agent on March 13, 2014.
- Originally selected by the Baltimore Ravens in the fifth round (157th overall) of the 2010 NFL Draft.

### PRO CAREER:

- Established a career-high 53 tackles in 2013 and a career-best 4.5 sacks in 2012.
- Recorded a career-high 2.0 sacks in a 16-13 overtime victory at San Diego on November 25, 2012.
- Finished with 1.0 sack in the Super Bowl XLVII victory against San Francisco on February 3, 2013.

### 2016 (COLTS):

- Placed on the Reserve/Suspended list for the first four games of the regular season.
- Listed as inactive for a Week 5 victory against Chicago (10/9).
- Started at defensive tackle in a Week 6 loss at Houston (10/16) and finished with one tackle.
- In a Week 7 win at Tennessee (10/23), started at defensive tackle and finished with two tackles and 1.0 tackle for loss.
- Started at defensive tackle in a Week 8 loss against Kansas City (10/30), but did not record a tackle.
- Finished with six tackles (two solo), starting at defensive tackle in a Week 9 win at Green Bay (11/6).
- In a Week 11 victory against Tennessee (11/20), started at defensive tackle and compiled six tackles (four solo).
- Started at defensive tackle and posted five stops in a Week 12 loss against Pittsburgh (11/24).
- Finished with two tackles starting at defensive tackle in a Week 13 victory at the New York Jets (12/5).
- In a Week 14 loss against Houston (12/11), started at defensive end and posted eight tackles (four solo).
- Listed as inactive for a Week 15 victory at Minnesota (12/18).
- Placed on Injured Reserve on December 19.

### 2015 (COLTS):

- Spent the 2015 season on Injured Reserve.

### SINGLE-GAME HIGHS

**TACKLES: 8, three times** (Last: vs. HOU 12/11/16)

**SACKS: 2.0 at SD** (11/25/12)

**FF: 1, two times** (Last: vs. JAX 11/23/14)

**FR: 0**

**INT: 0**

**PD: 0**

### 2014 (COLTS):

- Competed in nine games (three starts) and totaled 24 tackles (14 solo), 1.5 sacks and one forced fumble. Started all three postseason contests and notched 12 tackles (six solo).
- Made his Colts debut starting at defensive tackle in the regular season opener at Denver (9/7). Tallied one tackle in the contest.
- In his 50th career game, recorded one tackle and one forced fumble in a Week 12 victory against Jacksonville (11/23). The forced fumble was his first of the season and the second of his career.
- In a Week 13 win against Washington (11/30), registered five tackles and split a sack with outside linebacker Jonathan Newsome in the first quarter. The sack led to a Redskins punt.
- Contributed with three tackles and one quarterback hit in a Week 14 victory at Cleveland (12/7). Was part of a defense that held the Browns to 248 net yards.
- Tallied five tackles (two solo) and one quarterback hit in a Week 15 win against Houston (12/14). Helped to limit the Texans to 289 net yards of offense.
- Started at defensive tackle in a Week 16 loss at Dallas (12/21) and totaled six tackles and 1.0 sack. Logged his first full sack as a member of the Colts when he brought down Tony Romo on Dallas' opening possession of the second half. The takedown forced a Dallas 52-yard field goal attempt that sailed wide right.
- In a Week 17 victory at Tennessee (12/28), started at defensive tackle and recorded 1.0 tackle for loss. Was part of a defense that held the Titans to 192 net yards.
- Started at defensive tackle in the team's AFC Wild Card Playoff victory against Cincinnati (1/4/15) and posted four tackles.
- In the team's AFC Divisional Playoff win at Denver

(1/11/15), started at defensive tackle and totaled four stops and one quarterback hit. Was part of a defensive unit that held the Broncos to 288 net yards.

- Started at defensive tackle in an AFC Championship Game loss at New England (1/18/15) and finished with four tackles.

### 2013 (RAVENS):

- Started a career-best 13-of-14 games and totaled a career-high 53 tackles (27 solo) and 4.0 sacks.
- Notched three tackles and 1.0 sack for a defense that did not allow a touchdown in a Week 2 victory against Cleveland (9/15).
- Posted three stops and 1.0 sack as the Ravens did not allow a touchdown for the second consecutive week in a Week 3 win against Houston (9/22).
- Started and established career highs in tackles (eight) and solo stops (six) in Week 4 at Buffalo (9/29).
- Tallied three tackles and 1.0 sack against Green Bay (10/13) in Week 6.
- Started and posted four tackles and 1.0 sack in a 20-17 overtime victory against Cincinnati (11/10) in Week 10.
- Tied a career-high with eight tackles in Week 16 against New England (12/22).

### 2012 (RAVENS):

- Competed in all 16 games (six starts) and finished with 47 tackles (27 solo), a career-high 4.5 sacks and one forced fumble.
- Saw action in all four postseason games (two starts) and finished with nine tackles, 1.0 sack and a team-leading two fumble recoveries for a defense that forced 10 turnovers in four playoff contests.
- Posted three tackles and his first career forced fumble for a defense that forced four turnovers in Week 5 at Kansas City (10/7).
- Started and produced a then-career-high six tackles in Week 7 at Houston (10/21).
- Registered five tackles and his first career sack (finishing the game with a career-high 2.0 sacks) in a 16-13 overtime victory at San Diego (11/25) in Week 12.
- Notched four tackles and 1.5 sacks at Washington (12/9) in Week 14.
- Started and tallied two solo tackles, including a sack and added a fumble recovery, which led to a Ravens touchdown in a 34-31 Super Bowl XLVII win against San Francisco (2/3/13).

### 2011 (RAVENS):

- In 14 games (one start), tallied 18 tackles (12 solo) for a defense that ranked third in the NFL in yards per game allowed (288.9). The Ravens were also second against the run allowing 92.6 yards per game while ranking first in red zone defense.
- Played in both playoff games, netting one tackle for a team that forced seven turnovers during the postseason.

### QUICK HITS

With the Baltimore Ravens in 2012, Jones started in a Super Bowl XLVII win against San Francisco and contributed with 1.0 sack and a fumble recovery. The recovery led to a Ravens touchdown in the second quarter.

- Recorded his first career tackle, finishing the game with two stops in Week 2 at Tennessee (9/18).
- Registered one solo tackle for a defense that forced four turnovers and tied an NFL record with three defensive touchdowns in a 34-17 win in Week 4 against the New York Jets (10/2).
- Recorded two tackles for a defense that held the Jaguars to 205 total yards in Week 7 at Jacksonville (10/24).
- Produced four tackles (three solo) in Week 10 at Seattle (11/13).
- Started his first career game and had a solo tackle in Week 16 against Cleveland (12/24).

### 2010 (RAVENS):

- Played in two games on the defensive line and special teams.
- Saw action in his first career NFL game in a 17-10 win against Tampa Bay (11/28).

### COLLEGE:

- Was a four-year letterman who started 32-of-44 career games at Syracuse and totaled 145 tackles (85 solo), 38.5 tackles for loss, 6.5 sacks and four fumble recoveries.
- His 38.5 career tackles for loss are the most in Syracuse history by an interior defensive lineman and rank third on the school's career record list.
- Was elected a team captain as a senior in 2009 and contributed with 19 tackles (12 solo), 7.0 tackles for loss, 1.5 sacks and two fumble recoveries.
- Earned First Team All-Big East honors as a junior in 2008 and recorded 60 tackles, 3.5 sacks and one fumble recovery.
- As a sophomore in 2007, garnered ECAC All-Star honors and Second Team All-Big East accolades as he totaled SU's third-most tackles for loss (17.5) in a single season.
- Totaled 15 tackles and a half of a sack as a redshirt freshman in 2006.

### PERSONAL:

- Attended Union Endicott (N.Y.) High School and was ranked as the No. 18 prospect in New York by *SuperPrep* his senior season.
- Played in the 2005 Governor's Bowl (N.Y. vs. N.J. All-Star game) after posting 64 tackles, 6.0 sacks and one fumble recovery as a senior.
- Was a heavyweight wrestler who won the New York State Championship in 2003 and 2005 and was the runner-up in 2004.
- Has two brothers, Chandler (who was selected in the first-round of the 2012 NFL Draft by New

- England and now plays for Arizona) and Jon, a UFC Champion, whose nickname is "Bones."
- Serves as a Colts Community Ticket Block sponsor.
  - Volunteered at the 2015 Colts Pamper Her Pink event and bought two game tickets for each of the 10 winners. He also spent time with all of the breast cancer patients and survivors.
  - In 2015, participated in the Colts Warm Feet Cold Shoes event and fitted students for new shoes and hats.
  - Donated \$1,000 and purchased christmas gifts for young men in foster care while volunteering for Trinity House in 2015.
  - Supported Ravens players and team events, including the inaugural 2012 Ravens Beach Bash, Goodwill Gridiron Halloween Party (2011), Hispanic Heritage Month/Worldwide Day of Play football clinic and A Purple Evening, the annual women's event at M&T Bank Stadium.
  - Supported troops at the Ft. Meade blood drive in September of 2011.
  - In May of 2012, participated in the Fiesta 5K, a race supporting ALS research.
  - During the holidays, Jones visited critically ill children in the hospital and led a toy drive to benefit St. Vincent's Villa, a home for children with severe emotional and behavioral difficulties.
  - Supported the American Diabetes Association by recording a PSA to raise awareness for the cause.
  - Earned his degree in communication and rhetorical studies from Syracuse in 2009.
  - A native of Rochester, N.Y.

## GETTING TO KNOW ARTHUR JONES

**Favorite team and/or athlete outside of football:** Jon "Bones" Jones #TEAMJones

**Hobbies outside of football:** Fishing and hunting

**What is something interesting about you that most people may not know:** I have five Presa Canarios (dogs)

**Favorite food:** Everything

**Favorite vacation spot:** Las Vegas

**If you could have lunch with three people, living or dead, who would they be:** Bruce Lee, Michael Jordan and T.I.

**Favorite movie:** *Taken*

**What's the one thing you couldn't live without:** My kids

2016 GAME-BY-GAME STATISTICS

Date/Opp.	GP	GS	Solo	Ast.	Total	Sacks	PD	FF	FR	INT	Yds	Avg.	LG	TD
9/11 vs. DET						RESERVE/SUSPENDED								
9/18 @ DEN						RESERVE/SUSPENDED								
9/25 vs. SD						RESERVE/SUSPENDED								
10/2 @ JAX (UK)						RESERVE/SUSPENDED								
10/9 vs. CHI						INACTIVE								
10/16 @ HOU	1	1	1	0	1	0.0	0	0	0	0	0	0.0	0	0
10/23 @ TEN	1	1	2	0	2	0.0	0	0	0	0	0	0.0	0	0
10/30 vs. KC	1	1	0	0	0	0.0	0	0	0	0	0	0.0	0	0
11/6 @ GB	1	1	2	4	6	0.0	0	0	0	0	0	0.0	0	0
11/20 vs. TEN	1	1	4	2	6	0.0	0	0	0	0	0	0.0	0	0
11/24 vs. PIT	1	1	1	4	5	0.0	0	0	0	0	0	0.0	0	0
12/5 @ NYJ	1	1	1	1	2	0.0	0	0	0	0	0	0.0	0	0
12/11 vs. HOU	1	1	4	4	8	0.0	0	0	0	0	0	0.0	0	0
12/18 @ MIN						INACTIVE								
12/24 @ OAK														
1/1 vs. JAX														
2016 TOTALS	8	8	15	15	30	0.0	0	0	0	0	0	0.0	0	0

CAREER REGULAR SEASON STATISTICS

Year	GP	GS	Solo	Ast.	Total	Sacks	PD	FF	FR	INT	Yds	Avg.	LG	TD
2016 IND	8	8	15	15	30	0.0	0	0	0	0	0	0.0	0	0
2015 IND						INJURED RESERVE								
2014 IND	9	3	14	10	24	1.5	0	1	0	0	0	0.0	0	0
2013 BAL	14	13	27	26	53	4.0	0	0	0	0	0	0.0	0	0
2012 BAL	16	6	27	20	47	4.5	0	1	0	0	0	0.0	0	0
2011 BAL	14	1	12	6	18	0.0	0	0	0	0	0	0.0	0	0
2010 BAL	2	0	0	0	0	0.0	0	0	0	0	0	0.0	0	0
TOTAL	63	31	95	77	172	10.0	0	2	0	0	0	0.0	0	0

CAREER POSTSEASON STATISTICS

Year	GP	GS	Solo	Ast.	Total	Sacks	PD	FF	FR	INT	Yds	Avg.	LG	TD
2014 IND	3	3	6	6	12	0.0	0	0	0	0	0	0.0	0	0
2012 BAL	4	2	5	4	9	1.0	0	0	2	0	0	0.0	0	0
2011 BAL	2	0	0	1	1	0.0	0	0	0	0	0	0.0	0	0
2010 BAL						INACTIVE								
TOTAL	9	5	11	11	22	1.0	0	0	2	0	0	0.0	0	0

# 78

C

## RYAN KELLY



6-4 • 313 • ALABAMA

**NFL EXP:** Rookie

**HOW ACQUIRED:** D1 – 2016 (18th overall)

**BORN:** 5/30/93

**GP/GS (POSTSEASON):** 14/14 (0/0)

### CAREER TRANSACTIONS:

- Selected by the Colts in the first round (18th overall) of the 2016 NFL Draft.

### 2016 (COLTS):

- Started at center in his NFL debut in a Week 1 loss against Detroit (9/11). Blocked for the Colts to record 450 net yards as quarterback Andrew Luck tallied 385 passing yards and four touchdowns.
- In a Week 2 loss at Denver (9/18), started at center and blocked for an offense that recorded 253 net yards.
- Provided time for the offense to generate 410 net yards starting at center in a Week 3 win against San Diego (9/25).
- Started at center in a Week 4 loss at Jacksonville (10/2) and blocked for quarterback Andrew Luck to throw for 234 yards and two touchdowns.
- In a Week 5 victory against Chicago (10/9), started at center and provided time for the offense to compile 396 net yards.
- Started at center in a Week 6 loss at Houston (10/16) and blocked for Frank Gore who became the team's first 100-yard rusher (106) in 55 consecutive regular season games.
- Provided time for the Colts offense to generate 422 yards, starting at center in a Week 7 win at Tennessee (10/23). Assisted Andrew Luck who threw for 353 yards and three touchdowns.
- In a Week 8 loss against Kansas City (10/30), started at center and blocked for Andrew Luck to throw for 210 yards and two touchdowns.
- Started at center in a Week 9 win at Green Bay (11/6) and provided time for Andrew Luck to throw for 281 yards and one touchdown. Also opened rushing lanes for Frank Gore to total 60 yards and two touchdowns.
- In a Week 11 victory against Tennessee (11/20), started at center and blocked for an offense that recorded 327 net yards as Andrew Luck threw for 262 yards and two touchdowns.
- Started a Week 12 loss against Pittsburgh (11/24) at center before leaving the game in the first quarter with a shoulder injury.
- Blocked for an offense that generated 421 net yards of offense starting at center in a Week 13 victory at

the New York Jets (12/5).

- In a Week 14 loss against Houston (12/11), started at center and provided time for the offense to register 348 yards of net offense.
- Started at center in a Week 15 victory at Minnesota (12/18), and opened lanes for 161 net rushing yards, including 101 from Frank Gore. Also blocked for Andrew Luck who threw for 250 yards and two touchdowns.

### COLLEGE:

- Played in 46 games (36 starts) at the University of Alabama where he was a three-year starter at center and helped lead the Crimson Tide to the 2015 National Championship.
- Did not allow a sack during his final two seasons while missing just 15 assignments on 1,818 snaps during that span.
- Was named the Rimington Trophy Award winner, given annually to the nation's top center, following his senior season.
- As a senior team captain, started all 15 games for the National Champion Crimson Tide en route to being named the Rimington Trophy Award winner, which is given annually to the nation's top center.
- Was a consensus First Team All-America selection earning first-team honors from Walter Camp, *USA Today*, *Sporting News*, FWAA and the AFCA.
- Named Second Team Associated Press All-America and was named to the All-SEC first-team by conference coaches and the AP.
- Received the Jacobs Blocking Trophy which is given to the conference's top lineman.
- Named SEC Scholar Athlete of the Year.
- Was named a semifinalist for the Outland Trophy, which is given to the nation's top interior lineman and a semifinalist for the Campbell Award.
- Started 12 games as a junior including the SEC Championship and College Football Playoff games on an offensive line that allowed just 16.0 sacks on the year ranking second in the conference and 14th nationally.
- Started nine games in 2013 and was responsible for line calls and adjustments for an offensive line that ranked 23rd nationally and fourth in the SEC for fewest sacks allowed per game (1.31) and



blocked for 205.6 rushing yards per game (25th-most nationally) and 454.1 total yards per game (33rd-most nationally) that ranked as the second-most in a single season in Crimson Tide history.

- Made his first collegiate start against Virginia Tech (8/31) at the Georgia Dome in Atlanta.
- Missed only seven assignments in 806 snaps for a 99.1 percent success rate and did not allow a sack on the season.
- Named Alabama's Offensive Player of the Week at Tennessee (10/25) and against Western Carolina (11/22).
- Saw action in 10 games coming off the bench as a redshirt freshman.
- Named to the SEC All-Freshman team.
- Redshirted as a true freshman in 2011.

#### PERSONAL:

- Attended Lakota West High School in West Chester, Ohio where he was named an Under Armour All-America choice and was rated the No. 2 center by *Scout.com*, the No. 4 center by ESPNU and the No. 6 center by *Rivals.com*.
- As a senior, was named a Third Team Division 1 All-Ohio selection.
- Was an all-conference and all-city first-team choice as a junior in 2009.
- Earned his bachelor's in business management and his master's degree in marketing from Alabama.
- A native of West Chester, Ohio.

#### CAREER GP/GS (POSTSEASON):

2016 IND: 14/14

**TOTAL: 14/14**

#### GETTING TO KNOW RYAN KELLY

**Favorite team and/or athlete outside of football:** Cincinnati Reds and Nashville Predators

**Favorite musician and/or song:** George Strait

**Hobbies outside of football:** Golfing, fishing and hunting

**What is something interesting about you that**

**most people may not know:** I'm an avid reader

**Favorite food:** Steak

**Favorite vacation spot:** Siesta Key, Fla.

**If you could have lunch with someone, living or**

**dead, who would it be:** Johnny Cash

**Favorite movie:** *Saving Private Ryan*

**What's the one thing you couldn't live without:**

Friends and family

# 94 NT

## ZACH KERR



**6-2 • 334 • DELAWARE**

**NFL EXP:** 3 (3rd Year with Colts)

**HOW ACQUIRED:** FA – 2014

**BORN:** 8/29/90

**GP/GS (POSTSEASON):** 34/8 (0/0)

### CAREER TRANSACTIONS:

- Signed by the Colts as an undrafted free agent on May 16, 2014.

### 2016 (COLTS):

- In a Week 1 loss against Detroit (9/11) finished with two tackles and one quarterback hurry.
- Totaled five solo tackles, 1.0 sack, 2.0 tackles for loss and two quarterback hits in a Week 2 loss at Denver (9/18). Posted the team's lone sack of the game on Denver's opening possession of the game. The sack led to a Broncos missed field goal.
- Started at defensive tackle in a Week 3 win against San Diego (9/25) and finished with one tackle.
- In a Week 4 loss at Jacksonville (10/2), started at defensive tackle and posted two tackles, 0.5 sacks, 1.0 tackle for loss and one quarterback hit.
- Finished with one stop starting at defensive tackle in a Week 5 victory against Chicago (10/9).
- Listed as inactive for a Week 6 loss at Houston (10/16).
- Was inactive for a Week 7 win at Tennessee (10/23).
- Finished with one tackle in a Week 8 loss against Kansas City (10/30).
- Competed on the defensive line in a Week 9 win at Green Bay (11/6), but did not finish with a tackle.
- In a Week 11 victory against Tennessee (11/20), saw action on the defensive line, but did not contribute with a tackle.
- Listed as inactive for a Week 12 loss against Pittsburgh (11/24).
- Logged one tackle and one quarterback hit in a Week 13 victory at the New York Jets (12/5).
- Was inactive for a Week 14 loss against Houston (12/11).
- Started at defensive tackle in a Week 15 victory at Minnesota (12/18) and recorded two tackles, 1.0 sack and 1.0 tackle for loss. Sacked Sam Bradford for a 14-yard loss on the final play of the game.

### 2015 (COLTS):

- Participated in 12 games (four starts) at defensive tackle and finished the year with 28 tackles (19 solo), 2.0 tackles for loss and one pass defended.
- In a Week 13 loss at Pittsburgh (12/6), compiled three tackles and 1.0 tackle for loss.

### SINGLE-GAME HIGHS

**TACKLES: 5, three times** (Last: at DEN 9/18/16)

**SACKS: 1.0, five times** (Last: at MIN 12/18/16)

**FF: 1 at NYG** (11/3/14)

**FR: 0**

**INT: 0**

**PD: 1 vs. CIN** (10/19/14)

- Made his first career NFL start at defensive tackle in a Week 14 loss at Jacksonville, but did not record a tackle.
- Started at defensive tackle in a Week 15 loss against Houston (12/20) and posted four tackles and one quarterback hit.
- In a Week 16 win at Miami (12/27), started at defensive tackle and established a single-game career-high five tackles while adding 1.0 tackle for loss and one pass defended.
- Tied his single-game career-high with five tackles (three solo) in a regular season finale win against Tennessee (1/3/16).

### 2014 (COLTS):

- Saw action in 12 games as a rookie and compiled 21 tackles (16 solo), 3.0 sacks, one forced fumble and one pass defended. Was inactive for all three postseason games.
- In the Week 1 regular season opener at Denver (9/7), saw extensive playing time at the nose tackle position in his first career NFL contest. Finished the game with two tackles.
- Notched three tackles and 1.0 tackle for loss in a Week 3 victory at Jacksonville (9/21).
- In a Week 4 victory against Tennessee (9/28), posted two tackles and contributed with his first career sack in the third quarter. On the play, he corralled Charlie Whitehurst on a third down to force a punt.
- Totaled one tackle, 1.0 sack and one pass defended against Cincinnati (10/19) in a Week 7 victory. The sack came in the fourth quarter on the Bengals last offensive play of the game to help complete the shutout. Was part of a defense that held the Bengals to 135 net yards in the shutout win.
- Finished with three tackles, 1.0 sack and his first career forced fumble in a Week 9 win at the New York Giants (11/3). Was part of a defense that limited the Giants to 89 rushing yards.

- Compiled three tackles in a Week 11 loss against New England (11/16).
- In a Week 15 win against Houston (12/14), finished the contest with three tackles. Was part of a Colts defense that limited the Texans to 289 net yards of offense.

COLLEGE:

- In 2013, finished his senior season at Delaware with 57 tackles (28 solo), 5.5 tackles for loss, 3.5 sacks, four passes defended and two forced fumbles en route to First Team All-Colonial Athletic Association honors.
- Participated in the East-West Shrine game following his senior season.
- Earned Second Team All-CAA honors as a junior after starting all 11 games and leading a defensive front that ranked second in the conference in rushing defense (134.2 yards per game).
- Finished his junior season with 27 tackles (15 solo), 4.5 tackles for loss, 1.0 sack, one interception and two fumble recoveries.
- Played in 25 games over two seasons (2009-2010) at the University of Maryland and registered 23 tackles (eight solo).

PERSONAL:

- Played one season at Fork Union (Va.) Military Academy prep school and was ranked No. 42 nationally among prep school recruits by *Rivals.com*.
- Attended Quince Orchard High School in Gaithersburg, Md. and was named the 11th-ranked player in the state of Maryland by *Rivals.com*.
- Earned all-Met, all-county and all-state honors in both 2006 and 2007.
- In 2015, purchased Christmas gifts for young men in foster care volunteering for Trinity House.
- Participated in the Colts annual playground build as well as a Play 60 Challenge and a Shop With a

- Colt event.
- Along with the Colts defensive line, provided pizza, cookies, apparel and a room renovation at Trinity House.
- A native of Virginia Beach, Va.

GETTING TO KNOW ZACH KERR

**Favorite team and/or athlete outside of football:** Mike Tyson  
**Favorite musician and/or song:** Notorious B.I.G.  
**Hobbies outside of football:** Old school cars

**Favorite food:** Chicken/baked macaroni  
**If you could have lunch with two people, living or dead, who would they be:** My father and Bob Marley

2016 GAME-BY-GAME STATISTICS

Date/Opp.	GP	GS	Solo	Asst.	Total	Sacks	PD	FF	FR	INT	Yds	Avg.	LG	TD
9/11 vs. DET	1	0	1	1	2	0.0	0	0	0	0	0	0.0	0	0
9/18 @ DEN	1	0	5	0	5	1.0	0	0	0	0	0	0.0	0	0
9/25 vs. SD	1	1	1	0	1	0.0	0	0	0	0	0	0.0	0	0
10/2 @ JAX (UK)	1	1	2	0	2	0.5	0	0	0	0	0	0.0	0	0
10/9 vs. CHI	1	1	1	0	1	0.0	0	0	0	0	0	0.0	0	0
10/16 @ HOU	INACTIVE													
10/23 @ TEN	INACTIVE													
10/30 vs. KC	1	0	1	0	1	0.0	0	0	0	0	0	0.0	0	0
11/6 @ GB	1	0	0	0	0	0.0	0	0	0	0	0	0.0	0	0
11/20 vs. TEN	1	0	0	0	0	0.0	0	0	0	0	0	0.0	0	0
11/24 vs. PIT	INACTIVE													
12/5 @ NYJ	1	0	0	1	1	0.0	0	0	0	0	0	0.0	0	0
12/11 vs. HOU	INACTIVE													
12/18 @ MIN	1	1	1	1	2	1.0	0	0	0	0	0	0.0	0	0
12/24 @ OAK														
1/1 vs. JAX														
2016 TOTALS	10	4	12	3	15	2.5	0	0	0	0	0	0.0	0	0

CAREER REGULAR SEASON STATISTICS

Year	GP	GS	Solo	Asst.	Total	Sacks	PD	FF	FR	INT	Yds	Avg.	LG	TD
2016 IND	10	4	12	3	15	2.5	0	0	0	0	0	0.0	0	0
2015 IND	12	4	19	9	28	0.0	1	0	0	0	0	0.0	0	0
2014 IND	12	0	16	5	21	3.0	1	1	0	0	0	0.0	0	0
TOTAL	34	8	47	17	64	5.5	2	1	0	0	0	0.0	0	0

CAREER POSTSEASON STATISTICS

Year	GP	GS	Solo	Asst.	Total	Sacks	PD	FF	FR	INT	Yds	Avg.	LG	TD
2014 IND	INACTIVE													
TOTAL	0	0	0	0	0	0.0	0	0	0	0	0	0.0	0	0

50  
ILB

## DEON KING



6-1 • 230 • NORFOLK STATE

NFL EXP: R (1st Year with Colts)

HOW ACQUIRED: W – 2016 (SD)

BORN: 7/2/93

GP/GS (POSTSEASON): 4/0 (0/0)

### CAREER TRANSACTIONS:

- Claimed off waivers (San Diego) by the Colts on November 15, 2016.
- Released by the San Diego Chargers on November 14, 2016.
- Signed to the Chargers active roster from the practice squad on November 5, 2016.
- Signed to the San Diego practice squad on November 4, 2016.
- Released from the Dallas Cowboys practice squad on September 6, 2016.
- Signed to the Cowboys practice squad on September 4, 2016.
- Released by Dallas on September 3, 2016.
- Signed by the Cowboys as an undrafted free agent on May 6, 2016.

### 2016 (CHARGERS/COLTS):

- Finished with one tackle in his NFL debut against Tennessee (11/6).
- Saw action against Miami (11/13), but did not finish with a tackle.
- Listed as inactive for a Week 11 victory against Tennessee (11/20).
- Was inactive for a Week 12 loss against Pittsburgh (11/24).
- Listed as inactive for a Week 13 victory at the New York Jets (12/5).
- Competed on special teams in a Week 14 loss against Houston (12/11), but did not record a tackle.
- Finished with two special teams tackles in a Week 15 victory at Minnesota (12/18).

### COLLEGE:

- Appeared in 46 games (35 starts) at Norfolk State and compiled 372 tackles (185 solo), 52.5 tackles for loss, 22.0 sacks, three interceptions, six passes defended, four forced fumbles and five fumble recoveries.
- In 2015, started all 11 games and totaled 163 tackles (77 solo), 11.0 tackles for loss, 3.0 sacks, one interception, two passes defended, and one forced fumble.
- Led all of Division I (FBS and FCS) in total tackles (163) and tackles per game (14.8).
- Was NSU's first-ever winner of the Buck Buchanan Award as the nation's top FCS defensive player.

### SINGLE-GAME HIGHS

**TACKLES: 1 vs. TEN** (11/6/16)

**SACKS: 0.0**

**FF: 0**

**FR: 0**

**INT: 0**

**PD: 0**

- Was NSU's first-ever consensus FCS First Team All-America selection.
- Was a finalist for the STATS FCS Defensive Player of the Year award.
- Was a three-time MEAC Defensive Player of the Week award winner.
- In 2014, started all 12 games and registered 106 tackles (46 solo), 18.0 tackles for loss, 7.5 sacks, one interception, three pass deflections, two forced fumbles and two fumble recoveries.
- In 2013, started all 12 games as a sophomore at either outside linebacker or defensive end and compiled 84 tackles (50 solo), 18.5 tackles for loss, 9.5 sacks, nine quarterback hurries, one forced fumble and two fumble recoveries.
- Was named to the 2013-14 MEAC Commissioner's All-Academic Team.
- In 2012, appeared in all 11 games as a true freshman and totaled 19 tackles (12 solo), 5.0 tackles for loss, 2.0 sacks, one interception and three quarterback hurries.

### PERSONAL:

- Attended Fork Union (Va.) Military Academy and recorded over 100 tackles and 10.0 sacks his senior year and 12.0 sacks as a junior and sophomore.
- Was an all-district selection in the shot put.
- Majored in building and construction technology.
- A native of Reston, Va.

### GETTING TO KNOW DEON KING

**Favorite team and/or athlete outside of football:** Kobe Bryant

**Favorite musician and/or song:** Kendrick Lamar

**Hobbies outside of football:** Reading and collecting National Geographic books

**Favorite food:** My dad's baked jerk chicken

**Favorite vacation spot:** Africa

**If you could have lunch with three people, living or dead, who would they be:** Michael Jordan, Robert Mathis and Kendrick Lamar

**Favorite movie:** *Any Given Sunday*

**What's the one thing you couldn't live without:** Football

2016 GAME-BY-GAME STATISTICS

Date/Opp.	GP	GS	Solo	Asst.	Total	Sacks	PD	FF	FR	INT	Yds	Avg.	LG	TD
9/11 vs. DET														
9/18 @ DEN														
9/25 vs. SD														
10/2 vs. NO														
10/9 @ OAK														
10/13 vs. DEN														
10/23 @ ATL														
10/30 @ DEN														
11/6 vs. TEN	1	0	1	0	1	0.0	0	0	0	0	0	0.0	0	0
11/13 vs. MIA	1	0	0	0	0	0.0	0	0	0	0	0	0.0	0	0
11/20 vs. TEN														
11/24 vs. PIT														
12/5 @ NYJ														
12/11 vs. HOU	1	0	0	0	0	0.0	0	0	0	0	0	0.0	0	0
12/18 @ MIN	1	0	0	0	0	0.0	0	0	0	0	0	0.0	0	0
12/24 @ OAK														
1/1 vs. JAX														
2016 TOTALS	4	0	1	0	1	0.0	0	0	0	0	0	0.0	0	0

CAREER REGULAR SEASON STATISTICS

Year	GP	GS	Solo	Asst.	Total	Sacks	PD	FF	FR	INT	Yds	Avg.	LG	TD
2016 IND	4	0	1	0	1	0.0	0	0	0	0	0	0.0	0	0
TOTAL	4	0	1	0	1	0.0	0	0	0	0	0	0.0	0	0

SPECIAL TEAMS TACKLES: 2 (2016 - 2)

90  
DE

## KENDALL LANGFORD



6-6 • 305 • HAMPTON

NFL EXP: 9 (2nd Year with Colts)

HOW ACQUIRED: FA – 2015

BORN: 1/27/86

GP/GS (POSTSEASON): 135/113 (1/1)

### CAREER TRANSACTIONS:

- Signed by the Colts as a free agent on March 10, 2015.
- Released by the St. Louis Rams on February 26, 2015.
- Signed as an unrestricted free agent by the Rams on March 17, 2012.
- Selected by the Miami Dolphins in the third round (66th overall) of the 2008 NFL Draft.

### PRO CAREER:

- Has played in 135 games with 113 starts on the defensive line.
- Had a streak of 135 consecutive games played, which was the longest active streak among NFL defensive linemen. The streak ended on October 30, 2016.
- In 2013, set single-game highs in sacks (2.0 vs. Tennessee 11/3) and tackles (eight at Houston 10/13). Also set a new single-season career-high in sacks in 2013 (5.0).

### 2016 (COLTS):

- In a Week 1 loss against Detroit (9/11) started at defensive end and finished with one tackle.
- Started at defensive end in a Week 2 loss at Denver (9/18), but did not register a tackle.
- Compiled one tackle and one fumble recovery starting at defensive end in a Week 3 win against San Diego (9/25). He recovered a Chargers fumble in the red zone preventing San Diego from a scoring opportunity.
- In a Week 4 loss at Jacksonville (10/2), started at defensive end and registered three tackles, 1.0 tackle for loss and two passes defended.
- Started at defensive end in a Week 5 victory against Chicago (10/9) and finished with two tackles.
- Compiled four tackles (three solo), 1.0 tackle for loss and one quarterback hit starting at defensive end in a Week 6 loss at Houston (10/16).
- In a Week 7 win at Tennessee (10/23), started at defensive end, but did not record a tackle.
- Was inactive for a Week 8 loss against Kansas City (10/30).
- Listed as inactive for a Week 9 win at Green Bay (11/6).
- Placed on injured reserve on November 19.

### SINGLE-GAME HIGHS

**TACKLES: 13 at MIN** (10/28/07)

**SACKS: 2.0, two times** (Last: at MIA 12/27/15)

**FF: 1, four times** (Last: vs. DEN 10/23/11)

**FR: 1 vs. SD** (9/25/16)

**INT: 0**

**PD: 2, two times** (Last: at JAX 10/2/16)

### 2015 (COLTS):

- In his first season with the Colts, started all 16 games at defensive end and registered 40 tackles (35 solo), 10.0 tackles for loss and three passes defended. Set a career-high and tied for the team lead in sacks (7.0) with Robert Mathis.
- Started at defensive end in a Week 4 win against Jacksonville (10/4) and totaled two tackles, 1.0 sack and one pass defended. He recorded his first sack as a member of the Colts and career sack number 16.5 when he dropped Blake Bortles for a nine-yard loss in the second quarter. The sack led to a punt.
- Posted two tackles, 1.0 sack and one quarterback hurry starting at defensive end in a Week 7 loss against New Orleans (10/25). Notched his second sack of the season when he dropped Drew Brees for a nine-yard loss in the third quarter to force a punt.
- Tallied seven solo tackles, notched the team's only sack and posted five quarterback hits starting at defensive end in a Week 9 victory against Denver (11/8). Tallied the team's lone sack of the game when he dropped Peyton Manning for a seven-yard loss in the fourth quarter.
- In a Week 11 win at Atlanta (11/22), started his 100th career game, but did not record a tackle.
- Started at defensive end in a Week 15 loss against Houston (12/20) and compiled four solo tackles and 1.0 sack. He dropped T.J. Yates for a seven-yard loss in the second quarter, which led to a punt. It was his fourth sack of the season and number 19.5 of his career.
- Totaled six tackles, 2.0 sacks and one pass defended, starting at defensive end in a Week 16 win at Miami (12/27). His 2.0 sacks tied his single-game career-high and his 6.0 sacks in 2015 established a new season-best. Posted his fifth sack of the season when he dropped Ryan Tannehill for

an eight-yard loss in the first quarter. He added his second quarterback takedown in the fourth quarter on Miami's last drive of the game.

- In a Week 17 victory against Tennessee (1/3/16) started at defensive end and posted two tackles, 1.0 sack and one pass defended. Posted his lone sack of the game when he dropped Alex Tanney for nine-yard loss in the fourth quarter. The sack led to a Titans punt. He ended the season with 4.0 sacks in his last three games.

#### 2014 (RAMS):

- Had 51 tackles (22 solo) and 1.0 sack in 16 games played (four starts).
- Started at defensive tackle in a Week 2 contest at Tampa Bay (9/14) and finished with two tackles and half a sack.
- Notched three tackles against Seattle (10/19), at San Francisco (11/2) and the regular season finale at Seattle (12/28).
- Compiled half of a sack in the regular season finale at Seattle (12/28).

#### 2013 (RAMS):

- Started 16 games and collected 69 tackles (42 solo), 5.0 sacks and three passes defended.
- Recorded six tackles (two solo), including 1.0 tackle for loss against Arizona (9/8).
- Notched 1.0 sack, his first of the season, and pushed his career sack total to 11.0 at Dallas (9/22). Also recorded three tackles (one solo) and three quarterback hurries.
- Recorded a season-high eight tackles (seven solo), including 1.0 tackle for loss at Houston (10/13).
- Recorded six tackles (three solo), including 1.0 tackle for loss at Carolina (10/20).
- Started at defensive tackle and notched a career-high 2.0 sacks to increase his season total to 3.0 and his career to 13.0 vs. Tennessee (11/3). Also added seven tackles (five solo), including 2.0 tackles for loss.
- Sacked quarterback Colin Kaepernick for a six-yard loss at San Francisco (12/1). Also added one solo tackle and one pass defended in the game.
- Started at defensive tackle and recorded three tackles (one solo) with 1.0 sack to increase his single-season career-high (5.0) at Seattle (12/29).

#### 2012 (RAMS):

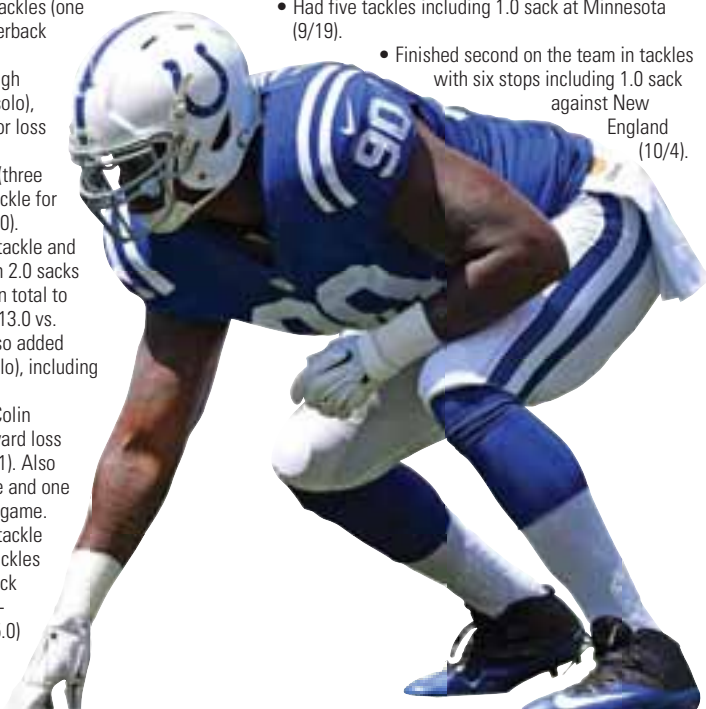
- Finished first season in St. Louis with 57 tackles, 20 quarterback hurries and eight quarterback hits. Also had 2.0 sacks.
- Started at defensive tackle and recorded a season-high seven solo tackles at Chicago (9/23).
- Started at defensive tackle at San Francisco (11/11) and recorded seven tackles (four solo).
- Started at defensive tackle and recorded his first sack of the season at Buffalo (12/9). Also totaled three tackles (two solo).
- Started at defensive tackle recording two tackles with 1.0 sack for a loss of five yards at Tampa Bay (12/23).

#### 2011 (DOLPHINS):

- Was a 12-game starter and recorded 20 tackles (15 solo).
- Tallied three tackles at San Diego (10/2).
- Registered two tackles including 1.0 tackle for a loss of six yards and a forced fumble against Denver (10/23).
- Tied a season-high with three tackles at the New York Giants (10/30).
- Had two solo tackles and one pass defended against Buffalo (11/20).

#### 2010 (DOLPHINS):

- Started all 16 regular season games and had 47 tackles, tying for third on the team in sacks (3.0).
- Had five tackles including 1.0 sack at Minnesota (9/19).
- Finished second on the team in tackles with six stops including 1.0 sack against New England (10/4).





- Collected four tackles and one sack-fumble at the New York Jets (12/12). The sack-fumble on quarterback Mark Sanchez was recovered by teammate Quentin Moses and led to the Dolphins only touchdown in the team's 10-6 victory.
- Tallied six tackles and one forced fumble that was recovered by teammate Paul Solia at New England (1/2/11).

## 2009 (DOLPHINS):

- Played in all 16 games for the second straight season, making 14 starts. Notched 43 tackles and 2.5 sacks.
- Registered four tackles, including 1.0 for an eight-yard loss at San Diego (9/27).
- Recorded one tackle and half a sack at Buffalo (11/29).
- Had three tackles, including 1.0 sack at Tennessee (12/20).
- Recorded a season-high six tackles against Pittsburgh (1/3/10).

## 2008 (DOLPHINS):

- Played in all 16 games with 13 starts. Tallied 31 tackles and 2.0 sacks in his rookie season.
- Made NFL debut against the New York Jets (9/7) and had three tackles, including a sack of quarterback Brett Favre for a seven-yard loss. Became the first Dolphin rookie to register a sack in a season opening game since Jason Taylor on Aug. 31, 1997 against Indianapolis.
- Had two tackles and 1.0 sack at Arizona (9/14). He became the first Dolphin rookie to have a sack in each of his first two NFL games since they became an official statistic in 1982.
- At Denver (11/2), was part of a defensive line that helped limit the Broncos to 14 rushing yards, a Dolphin single-game team defensive record.
- Made his playoff debut in a starting role against Baltimore (1/4/09) in the AFC Wild Card Playoffs and had two tackles.

## COLLEGE:

- Was a four-year letterman (2004-07) and three-year starter at Hampton.
- Named to the First-Team All-Mid-Eastern Athletic Conference as a sophomore, junior and senior, becoming the school's first defensive lineman to be named first-team all-conference in three consecutive seasons since former Dolphins defensive tackle Ike Readon (1987) was named All-CIAA from 1983-1985.
- Recorded 236 tackles (110 solo) with 23.5 sacks,

## QUICK HITS

Had a streak of 135 consecutive games played. It was the longest active streak among NFL defensive linemen and it ended on October 30, 2016.

- 56.5 stops for loss and 39 quarterback hurries in his career. Also forced nine fumbles, one in which he recovered and ran back 30 yards for a touchdown, had five passes defended, a 22-yard interception and return for a touchdown and five blocked kicks.
- Started 11 games at right defensive end as a senior in 2007 and led the team with 72 tackles (32 solo) and 12 quarterback hurries. Ranked second on the team with 6.0 sacks and 13.5 tackles for loss. Also forced two fumbles with one pass defended.
- Played in the Senior Bowl and the East-West Shrine Game.
- Started all 12 games as a junior in 2006. Helped the school rank sixth in the nation in scoring defense (14.5 ppg). Led the team's defensive front with 55 tackles (32 solo) and 8.5 sacks. Also had 16.0 tackles for loss, eight quarterback hurries and two forced fumbles.
- Started all 12 games at left defensive end as a sophomore in 2005. Led a unit which ranked second in the nation in scoring defense. Finished second on the team with 65 tackles (31 solo) and tied for third with 4.5 sacks. His 15.5 tackles for loss led the team. Also registered 12 quarterback hurries, three forced fumbles, two passes defended and two blocked kicks.
- Played in 12 games with three starts as a freshman in 2004 and received freshman All-America honors. Ranked sixth on the team with 44 tackles (15 solo) and finished second with 4.5 sacks and 11.5 tackles for loss. Also had seven quarterback hurries and forced two fumbles.

## PERSONAL:

- Attended Petersburg (Va.) High School where he earned first-team all-district and second-team all-metro and all-region honors as a defensive lineman.
- Donated \$1,000 and purchased Christmas gifts for young men in foster care while volunteering for Trinity House in 2015.
- Full name is Kendall Arkel Langford.
- Earned a degree in sports management from Hampton.
- A native of Petersburg, Va.

## GETTING TO KNOW KENDALL LANGFORD

### Favorite team and/or athlete outside of football:

Los Angeles Lakers/Kobe Bryant

### Favorite musician and/or song:

Jay-Z  
Hobbies outside of football: Spending time with family/friends

### Favorite food:

Seafood

### Favorite movie:

*Bad Boys 2*

### What's the one thing you couldn't live without:

Family

2016 GAME-BY-GAME STATISTICS

Date/Opp.	GP	GS	Solo	Asst.	Total	Sacks	PD	FF	FR	INT	Yds	Avg.	LG	TD
9/11 vs. DET	1	1	1	0	1	0.0	0	0	0	0	0	0.0	0	0
9/18 @ DEN	1	1	0	0	0	0.0	0	0	0	0	0	0.0	0	0
9/25 vs. SD	1	1	1	0	1	0.0	0	0	1	0	0	0.0	0	0
10/2 @ JAX (UK)	1	1	1	2	3	0.0	2	0	0	0	0	0.0	0	0
10/9 vs. CHI	1	1	2	0	2	0.0	0	0	0	0	0	0.0	0	0
10/16 @ HOU	1	1	3	1	4	0.0	0	0	0	0	0	0.0	0	0
10/23 @ TEN	1	1	0	0	0	0.0	0	0	0	0	0	0.0	0	0
10/30 vs. KC	INACTIVE													
11/6 @ GB	INACTIVE													
11/20 vs. TEN	INJURED RESERVE													
11/24 vs. PIT	INJURED RESERVE													
12/5 @ NYJ	INJURED RESERVE													
12/11 vs. HOU	INJURED RESERVE													
12/18 @ MIN	INJURED RESERVE													
12/24 @ OAK														
1/1 vs. JAX														
2016 TOTALS	7	7	8	3	11	0.0	2	0	1	0	0	0.0	0	0

CAREER REGULAR SEASON STATISTICS

Year	GP	GS	Solo	Asst.	Total	Sacks	PD	FF	FR	INT	Yds	Avg.	LG	TD
2016 IND	7	7	8	3	11	0.0	2	0	1	0	0	0.0	0	0
2015 IND	16	16	35	5	40	7.0	3	0	0	0	0	0.0	0	0
2014 STL	16	4	22	29	51	1.0	0	0	0	0	0	0.0	0	0
2013 STL	16	16	42	27	69	5.0	4	0	0	0	0	0.0	0	0
2012 STL	16	16	27	30	57	2.0	2	0	0	0	0	0.0	0	0
2011 MIA	16	12	15	5	20	0.0	1	1	0	0	0	0.0	0	0
2010 MIA	16	16	33	14	47	3.0	4	2	0	0	0	0.0	0	0
2009 MIA	16	13	33	10	43	2.5	1	1	0	0	0	0.0	0	0
2008 MIA	16	13	25	6	31	2.0	3	0	0	0	0	0.0	0	0
TOTAL	135	113	240	129	369	22.5	20	4	1	0	0	0.0	0	0

CAREER POSTSEASON STATISTICS

Year	GP	GS	Solo	Asst.	Total	Sacks	PD	FF	FR	INT	Yds	Avg.	LG	TD
2008 MIA	1	1	2	0	2	0.0	0	0	0	0	0	0.0	0	0
TOTAL	1	1	2	0	2	0.0	0	0	0	0	0	0.0	0	0

# 12

QB

## ANDREW LUCK



PRO BOWL  
3 (2012-14)



6-4 • 240 • STANFORD

NFL EXP: 5 (5th Year with Colts)

HOW ACQUIRED: D1 – 2012 (1st overall)

BORN: 9/12/89

GP/GS (POSTSEASON): 68/68 (6/6)

### CAREER TRANSACTIONS:

- Selected by the Colts in the first round (first overall) of the 2012 NFL Draft.

### PRO CAREER:

- Named to three consecutive Pro Bowls following the 2012-14 seasons.
- Became the fifth quarterback since 1970 to record 30 victories in the first three seasons of a career. Tied Dan Marino and Matt Ryan (33) for the second-most wins among Super Bowl-era starting quarterbacks in their first three seasons.
- His 12,957 passing yards from 2012-14 are the most of any NFL player in his first three seasons and his 86 touchdown passes set a new franchise record and ranks second only to Pro Football Hall of Famer Dan Marino (98) for the most in a player's first three years.
- Reached 15,000 career passing yards in his 56th career game, which is tied for the second fastest in NFL history.
- Joined Peyton Manning and Pro Football Hall of Famer Dan Marino as the only players to pass for 4,000 yards in two of their first three NFL seasons.
- Tied Ben Roethlisberger (22) for the second-most victories in a quarterback's first two seasons in the NFL since 1970. Also tied Matt Ryan for the second-most home wins (12) in a quarterback's first two seasons in the league.
- Surpassed Cam Newton (7,920) for the most passing yards by a quarterback in his first two NFL seasons and became the first quarterback in NFL history to throw for more than 8,000 yards in his first two seasons (8,196).
- Became the third-fastest player to reach 12,000 and 13,000 career passing yards in NFL history.
- Threw his 100th career touchdown pass in his 55th career game, which is tied for the fourth fastest quarterback to reach the milestone in NFL history.
- In 2014 set a new franchise record for the most passing yards in a single season (4,761) surpassing Peyton Manning's 2010 record of 4,700 yards.
- Joined Johnny Unitas (one) and Peyton Manning (six) as the only quarterbacks in franchise history to throw for 30-plus touchdowns in a single season (2014). Finished the year with 40 touchdowns, which ranks second in franchise history in a single season (Peyton Manning, 49 in 2004).

### SINGLE-GAME HIGHS

**ATT: 55 at GB** (10/7/12)  
**COMP: 35 at DEN** (9/7/14)  
**YARDS: 433 vs. MIA** (11/4/12)  
**TDS: 5 vs. WAS** (11/30/14)  
**LG: 87t vs. NO** (10/25/15)  
**RATING: 147.6 at NYJ** (12/5/16)  
**RUSH: 9, two times** (Last: vs. KC 10/30/16)  
**YARDS: 60 vs. KC** (10/30/16)  
**TDS: 2, two times** (Last: vs. CLE 10/21/12)  
**LG: 33 vs. HOU** (12/11/16)

- Became the eighth player in NFL history to throw for 4,000 passing yards and 40 touchdowns in a single season in 2014.
- Posted 10 300-yard passing games in 2014 which set a single-season franchise record (Manning, nine in 2004).
- Established a franchise record with eight consecutive 300-yard passing games from Sept. 21 - Nov. 17, 2014.
- Became the first player in NFL history with at least 350 passing yards in five consecutive road contests from Sept. 7 - Nov. 3, 2014.
- Was the first player in NFL history to post consecutive games with at least 370 passing yards, four or more touchdown passes, a completion percentage above 70 percent and one or no interceptions (Sept. 21, 2014 at Jax - Sept. 28, 2014 vs. Ten).
- Established a career-high with five touchdown passes against Washington on Nov. 30, 2014 and became the first quarterback in franchise history to throw for two touchdowns of 70-plus yards in a single game.
- Totalled the second-most passing yards in franchise postseason history and the fifth-most in NFL postseason history with 443 in a Wild Card victory against Kansas City on Jan. 4, 2014. His four touchdown passes that game tied for the second-most in franchise postseason history. Led the Colts to the second-largest comeback in NFL postseason history after trailing by 28 points in the second half.
- Holds the NFL record for the most passing yards through a player's first five postseason games (1,703) and became the first player in NFL history to pass for 250-plus yards in each of his first five career playoff games.

- Recorded the most passing yards (4,374), attempts (627) and 300-yard passing games (six) by a rookie in NFL history.
- Recorded the second-most completions (339) and third-most passing touchdowns (23) by a rookie in NFL history.
- Broke the NFL single-game rookie record for passing yards (433) against Miami (11/4/12).
- Became the first quarterback selected No. 1 overall in the NFL Draft to start a postseason game as a rookie.
- Led the Colts to the most wins (11) by a No. 1 overall draft pick in his rookie season in NFL history.
- Became one-of-five quarterbacks since 1966 to win 10-or-more games in his rookie season.
- Recorded the most passing attempts (54) and second-most passing yards (288) by a rookie in a playoff game in the Colts AFC Wild Card contest at Baltimore (1/6/13).
- Became the first NFL rookie to throw two game-winning touchdown passes inside the two-minute warning of the fourth quarter in a single season.
- Has led the Colts to 17 game-winning drives in the fourth quarter or overtime since entering the league as a rookie in 2012.
- Was named AFC Offensive Player of the Month (November of 2014) after completing 88-of-144 passes for 1,280 yards, 12 touchdowns and two interceptions for a 112.0 passer rating. He led the Colts to a 3-1 record in the month. His touchdown total ranked tied for third in the NFL, while his passer rating ranked fifth and his passing yardage total ranked sixth.
- Has been named AFC Offensive Player of the Week on four occasions (2012 Week 9, 2013 Week 7, 2014 Week 3 and 2016 Week 13).
- Earned FedEx Air NFL Player of the Week Honors following his 2012 Week 9 performance against Miami.
- Was named Pepsi MAX NFL Rookie of the Week on three occasions in 2012.

#### 2016 (COLTS):

- In a Week 1 loss against Detroit, completed 31-of-47 passes for 385 yards and four touchdowns for a 119.5 passer rating in his first start dating

backto Nov. 8, 2015 (27-24 win against Denver). With 385 passing yards, reached 15,000 for his career and joined Peyton Manning, Johnny Unitas and Bert Jones as the only players in franchise history to reach the plateau. Accomplished the feat in his 56th career game, which is tied for the second fastest in NFL history. His 385 passing yards are the fifth most for a single-game in his career and mark his 22nd career 300-plus yard passing outing. Threw four touchdowns which tied for the second most for a single game in his career. It was his seventh game with four-or-more touchdown passes. At halftime, completed 15-of-20 passes for 154 yards and one touchdown for a 113.3 passer rating.

Threw his first touchdown pass of the season on a two-yard strike to Donte Moncrief at the end of the second quarter to cut Detroit's lead to 21-10 at halftime. On the drive, Luck found Moncrief for a 32-yard catch

and Dwayne Allen for a 16-yard reception. Threw his second touchdown pass of the game when he found tight end Dwayne Allen for a 19-yard score in the third quarter. He hit Allen for the two-point conversion as well to cut Detroit's lead to 21-18. On the drive, completed a 51-yard pass to Phillip Dorsett, which was his longest throw dating to Oct. 25, 2015 against New Orleans (87T). Threw his third touchdown pass and tied the game in the fourth quarter when he found Jack Doyle for a 16-yard score. On the drive he hit T.Y. Hilton for a 32-yard reception. The score marked Luck's 14th career game with three-or-more touchdowns. Gave the Colts a 35-34 lead when he found Doyle for their second scoring connection of the game, a six-yard strike in the end zone.

• Completed 21-of-40 passes for 197 yards, one touchdown and one interception in a Week 2 loss at Denver (9/18). Threw his lone touchdown pass of the game on a seven-yard connection to Frank Gore with 4:02 remaining in the contest. The touchdown cut Denver's lead to 23-20.

• In a Week 3 win against San Diego (9/25), completed 24-of-37 passes for 331 yards, one touchdown and one interception for a 91.2 passer rating. Following a defensive stand with 2:29 remaining in the game, Luck hit wide receiver T.Y. Hilton for a 63-yard touchdown with 1:17 remaining for the game-clinching score. The touchdown



marked the 15th game-winning drive in his career and his first since Nov. 8, 2015 against Denver. On the team's second possession of the game, Luck engineered a nine-play, 85-yard drive which was capped by a Frank Gore six-yard touchdown run. On the possession, he completed a 16-yard pass to tight end Jack Doyle and a 24-yard strike to Hilton. Opened the second half with a 10-play, 75-yard touchdown drive, which was capped by a Robert Turbin one-yard score. On the possession, Luck found Hilton for a 33-yard connection and hit tight end Dwayne Allen with a 14-yard completion.

- In a Week 4 loss at Jacksonville (10/2), completed 27-of-42 passes for 234 yards, two touchdowns and one interception for an 84.8 passer rating. After trailing 23-6 at the start of the fourth quarter, engineered three consecutive touchdown drives. The first was a nine-play, 75-yard drive, which was capped by a Frank Gore one-yard touchdown run. Then compiled a 12-play, 78-yard possession, ending in a T.Y. Hilton two-yard score. After a Jacksonville touchdown, found wide receiver Phillip Dorsett for a 64-yard touchdown, which cut the Jaguars lead to 30-27.
- Completed 28-of-39 passes for 322 yards and two touchdowns for a 113.4 passer rating in a Week 5 victory against Chicago (10/9). The win marked the 16th fourth quarter/overtime game-winning drive in his career. Gave the Colts a 10-3 lead when he found Dwayne Allen for a one-yard touchdown on a fourth down play in the second quarter. On the drive, he completed a 22-yard pass to Quan Bray and a 21-yard pass to Phillip Dorsett. Recorded his second touchdown pass of the game when he connected with T.Y. Hilton on a 35-yard score with 3:43 remaining in the fourth quarter. The touchdown proved to be the game-winner.
- In a Week 6 loss at Houston (10/16), completed 21-of-32 passes for 252 yards, one touchdown and one interception for an 87.0 passer rating. He also added seven carries for 53 yards and one rushing touchdown. The 53 rushing yards are his most for a single game in his career and the most for a Colts quarterback dating back to Oct. 30, 2011 (Curtis Painter, 79 against Tennessee). Gave the Colts a 10-0 lead when he found Jack Doyle for a 22-yard score in the second quarter. On the drive he also completed a 36-yard pass to wide receiver Chester Rogers. Improved his streak of throwing at least one touchdown pass to 14 consecutive games, which ranks fifth in team history. Gave the Colts a 20-9 advantage in the fourth quarter with his 14-yard rushing touchdown at the 14:53 mark. With the score, he tied Johnny Unitas (13) for the third-most rushing touchdowns by a quarterback in franchise history.
- In a Week 7 win at Tennessee (10/23), completed 27-of-39 passes for 353 yards, three touchdowns and no interceptions for a 123.1 passer rating.

## QUICK HITS

Luck's 12,957 passing yards from 2012-14 are the most of any NFL player in his first three seasons and his 86 touchdown passes set a new franchise record and rank second only to Pro Football Hall of Famer Dan Marino (98) for the most in a player's first three years. Luck joined Peyton Manning and Marino as the only players to pass for 4,000 yards in two of their first three NFL seasons.

In 2014, Luck set a new franchise record for the most passing yards in a single season (4,761) surpassing Peyton Manning's 2010 record of 4,700 yards. Luck's passing total also contributed to a team single-season record of 6,506 net yards. Luck joined Johnny Unitas (one) and Manning (six) as the only quarterbacks in franchise history to throw for 30-plus touchdowns in a single season (2014), finishing the year with 40.

Luck posted 10 300-yard passing games in 2014 which set a single-season franchise record. He also established a franchise record with eight consecutive 300-yard passing games from Sept. 21 - Nov. 17, 2014.

In 2014, Luck became the first player in NFL history with at least 350 passing yards in five consecutive road contests from Sept. 7 - Nov. 3. He was also the first player in NFL history to post consecutive games with at least 370 passing yards, four or more touchdown passes, a completion percentage above 70 percent and one or no interceptions (Sept. 21 at Jax - Sept. 28 vs. Ten).

Luck holds the NFL record for the most passing yards through a player's first five postseason games (1,703) and became the first player in NFL history to pass for 250-plus yards in each of his first five career playoff games.

Luck led the Colts to the second-largest comeback in NFL postseason history after trailing by 28 points in the second half of an AFC Wild Card Playoff win against Kansas City on Jan. 4, 2014. He totaled the second-most passing yards in franchise postseason history and the fifth-most in NFL postseason history with 443. His four touchdown passes tied for the second-most in franchise postseason history.

In a Nov. 4, 2012 win against Miami, Luck broke the NFL single-game rookie record for passing yards with 433, topping Cam Newton's previous mark of 432. Luck also became the first quarterback selected No. 1 overall in the NFL Draft to start a postseason game as a rookie and led the Colts to the most wins (11) by a No. 1 overall draft pick in his rookie season in NFL history.

With the victory, improved his starting record against the Titans to 8-0 and 5-0 at Tennessee. With his seventh completion of the game in the second quarter, Luck passed Bert Jones (1,382) for the third-most completions in Colts history. Gave the Colts a 7-6 lead when he found Frank Gore for a three-yard touchdown reception at the 4:50 mark of the first quarter. It was the team's first touchdown on an opening offensive possession of a game in 2016. On the team's third possession of the first half, found T.Y. Hilton for a 37-yard touchdown connection to give the Colts a 14-6 lead at the 10:16 mark of the second quarter. On the drive, Luck also hit Erik Swoope for a 34-yard completion. On the team's final offensive possession of the game, capped his 17th career game-winning drive in the fourth quarter or overtime when he completed a seven-yard touchdown pass to Jack Doyle. On the possession, he completed a 24-yard pass to Doyle and a 20-yard strike to Devin Street.

- Completed 19-of-35 passes for 210 yards, two touchdowns and one interception for a 79.5 passer rating in a Week 8 loss against Kansas City (10/30). Cut Kansas City's lead to 10-7 following an 18-yard touchdown pass to Frank Gore in the second quarter. At the 2:05 mark of the third quarter, found Donte Moncrief for a three-yard touchdown connection. The score cut Kansas City's lead to 24-14 in the third quarter.
- In a Week 9 win at Green Bay (11/6), completed 23-of-36 passes for 281 yards, one touchdown and two interceptions for a 74.0 passer rating. It was the first win for the Colts at Lambeau Field dating back to 1988.
- Completed 15-of-28 passes for 262 yards, two touchdowns and one interception for a 94.6 passer rating in a Week 11 victory against Tennessee (11/20). He tallied two completions of 50 yards and one completion of 49 yards. With the win, improved his record to 9-0 as a starter against the Titans. With 262 passing yards, passed Bert Jones (17,663) for the third most passing yards in franchise history. With 28 attempts, passed Jones (2,464) for the third most passing attempts in team history. Completed 12-of-16 passes for 186 yards, two touchdowns and no interceptions for a 152.6 passer rating in the first half. It was the highest first half passer rating of his career. Gave the Colts a 14-0 lead with his two-yard touchdown pass to wide receiver Donte Moncrief. With the touchdown, he has thrown at least one touchdown pass in his last 18 games played dating back to December 28, 2014. Notched his second touchdown pass of the game when he found T.Y. Hilton for a two-yard touchdown pass.
- Was inactive for a Week 12 loss against Pittsburgh (11/24).
- In a Week 13 victory at the New York Jets (12/5), completed 22-of-28 passes for 278 yards and four touchdowns for a 147.6 passer rating. His 147.6

passer rating marked a new single-game career-high. With his 23-yard touchdown pass to Dwayne Allen in the second quarter, passed Bert Jones (122) for the third most passing touchdowns in franchise history. With 26 rushing yards, he passed Bert Jones (1,356) for the second most rushing yards by a quarterback in Colts history. In his first two drives of the game, completed 6-of-6 passes for 93 yards and two touchdowns for a 158.3 passer rating. Gave the Colts a 7-0 lead following his seven-yard touchdown pass to Dwayne Allen on the team's opening drive of the game. The scored marked the third time this season Indianapolis posted a touchdown on their opening offensive possession of the game. Connected with Allen for a touchdown again on the team's next possession on a 21-yard pass to give the Colts a 14-0 advantage in the first quarter. Found Allen for their third touchdown connection at the 1:24 mark of the second quarter to give the team a 24-3 advantage. His three passing touchdowns tied the fifth most in the first half of a single game in Colts history. It was the first time he threw three touchdowns in the first half of a game dating back to Sept. 21, 2014 against Jacksonville. Tallied his fourth touchdown pass of the game when he hit Donte Moncrief for a three-yard score in the third quarter. It marked his eighth career four-plus touchdown game and his first dating back to the season opener against Detroit. Was named AFC Offensive Player of the Week for his performance.

- Completed 24-of-45 passes for 276 yards, two touchdowns and two interceptions for a 68.4 passer rating in a Week 14 loss against Houston (12/11). On the team's first possession of the game, he tallied a 10-play, 74-yard drive, leading to an Adam Vinatieri 32-yard field goal and a 3-0 lead. On the drive, recorded a 33-yard rush, which is the longest run of his career. Cut Houston's lead to 16-10 in the third quarter following an 18-yard touchdown pass to Frank Gore. With the score, he has scored at least one touchdown pass in each of his last 20 games played. Tied Aaron Rodgers as the second fastest quarterback to reach 125 career touchdown passes (67 games) in NFL history. Dan Marino reached the mark in 54 games. Threw his second touchdown pass of the game when he hit T.Y. Hilton for a 35-yard score in the fourth quarter to cut Houston's lead to 19-17.
- In a Week 15 victory at Minnesota (12/18), completed 21-of-28 passes for 250 yards and two touchdowns for a 125.6 passer rating. On the team's fourth possession of the game, drove the Colts 87 yards in nine plays resulting in a 27-yard touchdown to tight end Erik Swoope, the first of his career. The score gave the Colts a 17-0 lead. Connected with Phillip Dorsett for a 50-yard touchdown at the 14:55 mark of the fourth quarter. The score put Indianapolis ahead 34-3.

## 2015 (COLTS):

- Started seven games and was inactive for another nine contests due to injury. Completed 162-of-293 passes for 1,881 yards, 15 touchdowns and 12 interceptions for a 74.9 passer rating. Also totaled 33 carries for 196 yards.
- In a Week 1 loss at Buffalo (9/13), completed 26-of-49 passes for 243 yards, two touchdowns and two interceptions for a 63.6 passer rating. With 243 passing yards, he reached 13,000 for his career becoming the third fastest quarterback to reach that plateau. Only Kurt Warner and Matthew Stafford (46 games) reached the mark faster.
- Completed 21-of-37 passes for 250 yards, one touchdown and three interceptions for a 52.8 passer rating in a Week 2 loss against the New York Jets (9/21). His lone touchdown of the game came in the fourth quarter when he found wide receiver Donte Moncrief for a 26-yard score. The touchdown cut New York's lead to 10-7. With 21 completions, he tied Johnny Unitas (33) for the second-most 20-plus completion games in Colts history.
- In a Week 3 win at Tennessee (9/27), completed 18-of-30 passes for 260 yards, two touchdowns and two interceptions for an 82.6 passer rating. The game marked his 13th career fourth quarter or overtime game-winning drive. His two touchdowns marked his 30th career game with multiple touchdown passes. Completed 9-of-11 passes for 121 yards and two touchdowns in the fourth quarter.
- Was listed as inactive for a Week 4 victory against Jacksonville (10/4).
- Listed as inactive for a Week 5 win at Houston (10/8).
- Started at quarterback in a Week 6 loss against New England (10/18) and completed 30-of-50 passes for 312 yards and three touchdowns for a 98.1 passer rating. Also contributed with four rushes for 35 yards, including a career-long rush of 25 yards. Completed passes to 10 different receivers. The 312 passing yards signified his 20th career 300-yard passing game. With 30 completions, he passed Johnny Unitas (33) for the second-most 20-plus completion games in Colts history with 34.
- In a Week 7 loss against New Orleans (10/25), completed 23-of-44 passes for 333 yards, three touchdowns and two interceptions for an 81.0 passer rating. Tallied the team's first points of the game with an 87-yard touchdown pass to wide receiver T.Y. Hilton in the third quarter. The pass was the longest in his career and was the longest since Curtis Painter's 87-yard touchdown to Pierre Garcon on October 3, 2011 at Tampa Bay. The touchdown also marked the franchise's longest offensive score at home since 1975 (Bert Jones to Roger Carr, 90 yards). Found Hilton again on the team's next possession for a 46-yard score to cut New Orleans' lead to 27-14. At the 3:08 mark in the fourth quarter, hit Donte Moncrief for an eight-yard touchdown to bring the Colts

within one possession. It marked the sixth time in his career he threw three-or-more touchdown passes in a second half/overtime. With 44 passing attempts, he reached 2,000 for his career becoming the third fastest quarterback to reach that mark (53 games). Matthew Stafford accomplished the feat in 49 games and Drew Bledsoe reached 2,000 attempts in 50 games.

- In a Week 8 overtime loss at Carolina (11/2), completed 23-of-47 passes for 231 yards, two touchdowns and three interceptions for a 50.9 passer rating. Found Andre Johnson for an 18-yard touchdown in the fourth quarter to cut Carolina's lead to 23-13 and followed with an eight-yard score to tight end Coby Fleener on the team's next possession. The touchdowns were the 98th and 99th of his career.
- Completed 21-of-36 passes for 252 yards and two touchdowns for a 98.4 passer rating in a Week 9 victory against Denver (11/8). Hit tight end Jack Doyle for a three-yard touchdown at the 7:12 mark in the second quarter to give the Colts a 17-0 lead. The score marked his 100th career touchdown pass tying him with Matthew Stafford for the fourth fastest (55 games) to reach the milestone in NFL history. Found Ahmad Bradshaw for an eight-yard touchdown in the fourth quarter to give the Colts a 24-17 lead.
- Was listed as inactive for a Week 11 win at Atlanta (11/22).
- Listed as inactive for a Week 12 victory against Tampa Bay (11/29).
- Was inactive for a Week 13 loss at Pittsburgh (12/6).
- Listed as inactive for a Week 14 loss at Jacksonville (12/13).
- Was inactive for a Week 15 loss against Houston (12/20).
- Listed as inactive for a Week 16 win at Miami (12/27).
- Was inactive for a Week 17 victory against Tennessee (1/3/16).

## 2014 (COLTS):

- Completed 380-of-616 passes for 4,761 yards (61.7 percent), 40 touchdowns and 16 interceptions for a 96.5 passer rating. Also contributed with 64 rushes for 273 yards and three touchdowns.
- Voted to his third consecutive Pro Bowl while earning AFC Offensive Player of the Month (November) and AFC Offensive Player of the Week (Week 3) honors.
- Became the fifth quarterback since 1970 to record 30 victories in the first three seasons of a career. Tied Dan Marino and Matt Ryan (33) for the second-most wins among Super Bowl-era starting quarterbacks in their first three seasons.
- His 12,957 passing yards are the most of any NFL player in his first three seasons and his 86 touchdown passes set a new franchise record and ranks second only to Pro Football Hall of Famer Dan Marino (98) for the most in a player's first three



years.

- Joined Peyton Manning and Pro Football Hall of Famer Dan Marino as the only players to pass for 4,000 yards in two of their first three NFL seasons.
- Started at quarterback in the Week 1 regular season opener at Denver (9/7). Completed 35-of-53 passes for 370 yards, three touchdowns (two passing, one rushing) and two interceptions for an 83.1 passer rating. Established a single-game career-high with 35 completions and tied Bert Jones (20) for the third most 20-plus completion games in team history. His 53 passing attempts ranked tied for third for a single-game in his career and he passed Jim Harbaugh (1,230) for the sixth-most career attempts in Colts history. His 370 yards marked his 10th career 300-plus-yard game. With two passing touchdowns, he surpassed Earl Morrall (47) for the fifth-most in a career in franchise history with 48. Notched the team's first points of the season with his seven-yard rushing touchdown in the second quarter. The rushing touchdown was the 10th of his career. Added his first touchdown pass of the game with a 41-yard strike to tight end Dwayne Allen in the fourth quarter. He then found wide receiver Hakeem Nicks for a nine-yard score four minutes later. The passing touchdowns marked his 16th career game with multiple touchdown passes.
- Completed 20-of-34 passes for 172 yards, three touchdowns and one interception for an 89.3 passer rating, starting at quarterback in a Week 2 loss against Philadelphia (9/15). All three touchdown passes were of five yards or fewer, which tied for the most such touchdown passes in a game in his career. With his second touchdown pass of the game to tight end Jack Doyle, passed Jim Harbaugh (49) for the fourth-most touchdown passes in a career in franchise history.
- In a Week 3 victory at Jacksonville (9/21) completed 31-of-39 passes for 370 yards and four touchdowns for a career-best 140.4 passer rating. He also set a career-high in completion percentage (79.5 percent) while completing passes to nine different receivers in the game. Completed 22-of-27 passes for 244 yards and three touchdowns for a 141.4 passer rating in the first half. Threw for three first half touchdown passes for only the second time in his career (10/20/13 vs. Denver). His 244 passing yards in the first half was the third-highest total for a first half in his career. At one point in the first half, completed 13 consecutive passes until an incomplection to tight end Coby Fleener. With 31 completions, passed Jim Harbaugh (746) for the sixth-most career completions in Colts history. Joined Pro Football Hall of Famer Johnny Unitas as the only players in franchise history to complete at least 75 percent of his passes for 350 yards, four touchdowns and no interceptions in a game. Was named AFC Offensive Player of the Week for his performance.
- Completed 29-of-41 passes for 393 yards and four

touchdowns in a Week 4 victory against Tennessee (9/28). Registered his fourth career game with four touchdown passes and set a franchise record for the most touchdown passes through the first four games of a regular season (13). The 393 passing yards marked his third-highest total for a single game (433 vs. Miami on 11/4/12). Completed passes to nine different receivers for the second consecutive week. Became the first player in NFL history to post consecutive games with at least 370 passing yards, four or more touchdown passes, a completion percentage above 70 percent and one or no interceptions.

- In a Week 5 win against Baltimore (10/5) completed 32-of-49 passes for 312 yards, one touchdown and two interceptions for a 72.8 passer rating. It was his 13th game with 300-plus passing yards and his ninth-straight game with at least one touchdown pass. With 312 yards, passed Jeff George (9,551) for the fifth-most career passing yards in franchise history. With his 32 completions, passed Jack Trudeau (812) for the fifth-most career completions in Colts history.
- Completed 25-of-44 passes for 370 yards and three touchdowns in a Week 6 victory at Houston (10/9). His 208 first quarter passing yards were the most for any player in the opening quarter of a game in the last five seasons. With 370 passing yards, he notched his fifth 300-yard performance in the past six games and his fourth such contest in a row. With 18 rushing yards, he passed Peyton Manning (722) for the fifth-most career rushing yards by a Colts quarterback in team history. With three passing touchdowns, he tied the franchise record for the most passing touchdowns through the first six games of a regular season. Became the first quarterback since Kurt Warner to win at least 13 of his first 15 NFL starts in division games.
- In a Week 7 shutout victory against Cincinnati (10/19), completed 27-of-42 passes for 344 yards and two touchdowns for a 105.7 passer rating. Recorded his fifth consecutive 300-plus yard passing outing (Weeks 3-7) and tied Peyton Manning's franchise record of consecutive 300-plus yard passing games, which was originally set in 2009 (Weeks 1-5). It was also his sixth 300-plus yard game of the year, which tied his single-season career-best set as a rookie in 2012. With 27 completions, he passed Jeff George (874) for the fourth-most career completions in team history.
- Completed 26-of-45 passes for 400 yards, three touchdowns and two interceptions for a 91.0 passer rating in a Week 8 loss at Pittsburgh (10/26). Registered his sixth consecutive 300-yard passing game, which set a new franchise record. With 400 passing yards, passed Pro Football Hall of Famer Dan Marino for the fourth-most passing yards through the first 40 games of a career in NFL history. The yardage total was his second-highest single-game total (433 vs. Miami on 11/4/12). It was also

his ninth career game with three-or-more touchdown passes. With 45 passing attempts, surpassed Jeff George (1,532) for the fifth-most and Jack Trudeau (1,536) for the fourth-most career attempts in Colts history.

- In a Week 9 Monday Night Football win at the New York Giants (11/3), completed 25-of-46 passes for 354 yards and four touchdowns for a 108.4 passer rating. Joined Peyton Manning as the only quarterbacks in NFL history with at least 23 touchdown passes in each of their first three seasons. The four touchdowns marked his 10th career game with three-or-more touchdown passes and his fifth career game with four touchdown passes. Became the first player in NFL history with at least 350 passing yards in five consecutive road contests. With 354 passing yards, posted his seventh consecutive 300-yard passing outing. Joined Tom Brady, Drew Brees (twice) and Peyton Manning as the only players in NFL history with at least 3,000 passing yards in their team's first nine games to begin a season. His 3,085 yards are the second most in NFL history in a quarterback's first nine games. With 46 passing attempts, became the third player in NFL history with six consecutive games of 40-plus attempts.
- Completed 23-of-39 passes for 303 yards, two touchdowns and one interception for a 90.0 passer rating in a Week 11 loss against New England (11/16). With 303 yards, posted his eighth consecutive 300-yard passing outing. The streak ranks as the third longest in NFL history and is the only active streak of eight games or more. With 23 completions, Luck tied the second longest streak of consecutive games with 20-plus completions in franchise history.
- In a Week 12 victory against Jacksonville (11/23), completed 21-of-32 passes for 253 yards and one touchdown for a 100.1 passer rating. Found T.Y. Hilton for a 73-yard touchdown in the third quarter. The score gave the Colts a 20-3 lead. With 21 completions, took sole possession of second place in team history for the most consecutive games with 20-or-more completions (13). Finished 47 yards shy of a 300-yard passing outing, ending a streak of eight consecutive 300-yard games dating back to September, which ranks second in NFL history and first in Colts annals. Finished with eight rushes for 49 yards (6.1 avg.) with a long carry of 20 yards.
- Completed 19-of-27 passes for 370 yards, five touchdowns and one interception for a 137.0 passer rating in a Week 13 win against Washington (11/30). Was part of an offense that scored six touchdowns of 30-plus yards becoming the first team to accomplish the feat since the 1966 Washington Redskins. Became the fifth quarterback since 1970 to record 30 victories in the first three seasons of a career. He established a career-high with five touchdown passes, which tied for the third-most in a single game in team history. Became the first quarterback in franchise history to throw for

two touchdowns of 70-plus yards in a single game. Found Coby Fleener for a 30-yard touchdown in the first quarter to give the team a 7-3 lead. Joined Johnny Unitas (one) and Peyton Manning (six) as the only quarterbacks in franchise history to throw for 30-plus touchdowns in a single season. On his 14th completion of the game in the third quarter, found Donte Moncrief for a 48-yard touchdown giving the Colts a 28-17 lead. He became the third-fastest player to reach 12,000 career passing yards in NFL history and tied Carson Palmer (78) for the fourth-most passing touchdowns in the first three seasons of a quarterback's career in NFL history. Set a career-long with a 79-yard pass to Moncrief, which went for his fifth touchdown of the game. On the play, reached 4,000 passing yards and joined Manning and Pro Football Hall of Famer Dan Marino as the only players to pass for 4,000 yards in two of their first three NFL seasons. Posted his 10th 300-yard passing game this season, which set a single-season franchise record (Manning, nine in 2004). With 19 completions, passed Andy Dalton (992) for the second-most completions in the first three seasons of a quarterback's career in NFL history. Finished with four touchdown passes of 30-plus yards and became only the second player in the last 10 years to accomplish the feat in a single game (Matt Flynn vs. Detroit 1/1/12).

- In a Week 14 victory at Cleveland (12/7), completed 24-of-53 passes for 294 yards, two touchdowns and two interceptions for a 59.8 passer rating. With the win, surpassed Andy Dalton (30) for sole possession of the fifth-most wins among Super Bowl-era starting quarterbacks in their first three seasons. With 294 yards, passed Peyton Manning (12,287) for the most passing yards in the first three seasons of a quarterback's career in NFL history. With 24 completions, he passed Manning (1,014) for the most completions in the first three seasons of a quarterback's career in NFL history. Opened the scoring for the Colts with his 11-yard rushing touchdown in the second quarter to tie the game at 7-7. It was the third rushing touchdown for Luck this season. Capped his 12th career game-winning drive after finding T.Y. Hilton for a one-yard touchdown reception with 32 seconds remaining in the fourth quarter. He threw his 500th passing attempt of the season in the first quarter has thrown 500-plus passing attempts in three consecutive seasons. Completed his 1,000th career pass when he found Coby Fleener for an 18-yard gain in the second quarter.
- Completed 18-of-34 passes for 187 yards, two touchdowns and one interception for a 76.5 passer rating in a Week 15 win against Houston (12/14). With the win, tied Joe Flacco (32) for the fourth-most wins among Super Bowl-era starting quarterbacks in their first three seasons. In addition, became the only quarterback since 1970 with three consecutive seasons of at least 10 wins in their

first three years. On his first touchdown pass of the game, a 26-yard strike to Hakeem Nicks, recorded his 560th career passing attempt, which surpassed Drew Bledsoe (1,756) for the most attempts by a quarterback in their first three seasons in NFL history. Hit Dwayne Allen for a three-yard touchdown reception in the second quarter to give the Colts a 14-7 lead.

- In a Week 16 loss at Dallas (12/21), completed 15-of-22 passes for 109 yards and two interceptions for a 41.7 passer rating.
- Completed 10-of-16 passes for 160 yards and two touchdowns for a 135.4 passer rating in a Week 17 victory at Tennessee (12/28). With the win, tied Dan Marino and Matt Ryan (33) for the second-most wins among Super Bowl-era starting quarterbacks in their first three seasons. Opened the scoring in the first quarter with a seven-yard touchdown pass to tight end Coby Fleener. The score gave Indianapolis its first lead at the end of the first quarter dating back to a Week 13 home win against Washington. Found Reggie Wayne for an 80-yard completion in the second quarter setting up a Jack Doyle one-yard touchdown reception on the ensuing play. The completion was a new career-long as he set a new franchise record for the most passing yards in a single season (finishing with 4,761). On his second touchdown of the game he became the eighth player in NFL history to throw for 4,000 passing yards and 40 touchdowns in a single season. With his second touchdown pass of the game, passed Peyton Manning (85) for the most touchdowns in the first three seasons of a quarterback's career in Colts history.
- In the team's AFC Wild Card Playoff victory at Cincinnati (1/4/15), completed 31-of-44 passes for 376 yards and one touchdown for a 104.0 passer rating. His 376 passing yards are the second-most for a postseason game in his career and the sixth-most for a single postseason game in team history. His 31 completions are a postseason career-best and are tied for the second-most in a postseason game in Colts history. His 44 attempts are the second-most for a postseason game in his career and are tied for the sixth-most in a postseason single-game in team history. In his first four postseason games, has thrown more passes (184) and thrown for more yards (1,438) than any other player in league history, besting Dan Fouts (182) and Kurt Warner (1,428) who held the previous records. Threw for 219 yards in the first half, the most in the first half of a NFL Wild Card Playoff game since Peyton Manning's 361 yards against Denver in 2004. He threw his lone touchdown pass of the game in the third quarter, a 36-yard strike to Donte Moncrief, to give Indianapolis a 20-10 advantage. On the play, topped the 300-yard passing plateau and tied Jim Kelly, Warren Moon and Drew Brees for the second-longest streak of 300-yard games in NFL postseason history (three). He also recorded his 100th career

postseason completion.

- Completed 27-of-43 passes for 265 yards, two touchdowns and two interceptions for a 76.2 passer rating in the team's AFC Divisional Playoff win at Denver (1/11/15). The game marked the sixth time in NFL history two quarterbacks selected No. 1 overall in the NFL Draft started against each other in a postseason game. Threw for 1,703 yards in his playoff career, which is the most by any player through their first five postseason games in NFL history (Kurt Warner, 1,644). With 265 passing yards, passed Johnny Unitas (1,663) for the second-most career passing yards in Colts postseason history. Following his 14th completion of the game in the second quarter, passed Unitas (120) for the second-most career completions in franchise postseason history. With 43 passing attempts, passed Unitas (226) for the second-most career attempts in Colts postseason history. Gave the Colts a 14-7 lead in the second quarter when he found Dwayne Allen for a three-yard touchdown. On the play, he passed Unitas (seven) for the second-most career touchdown passes in Colts postseason history. Found Hakeem Nicks for a 15-yard touchdown in the third quarter to give Indianapolis a 21-10 advantage. The score marked Luck's third career multiple-touchdown postseason game.
- In the team's AFC Championship Game loss at New England (1/18/15), completed 12-of-33 passes for 126 yards and two interceptions for a 23.0 passer rating.

### 2013 (COLTS):

- Started all 16 games at quarterback and completed 343-of-570 passes for 3,822 yards (60.2 percent), 23 touchdowns and nine interceptions for an 87.0 passer rating. Also contributed with 63 rushes for 377 yards and four touchdowns.
- Was named to the Pro Bowl for the second consecutive year.
- Earned AFC Offensive Player of the Week honors after a Week 7 performance against Denver.
- Surpassed Cam Newton (7,920) for the most passing yards by a quarterback in his first two NFL seasons and became the first quarterback in NFL history to throw for more than 8,000 yards in his first two seasons (8,196).
- Tied Ben Roethlisberger (22) for the second-most victories in a quarterback's first two seasons in the NFL since 1970. Also tied Matt Ryan for the second-most home wins (12) in a quarterback's first two seasons in the league.
- Finished the regular season opener against Oakland (9/8) having completed 18-of-23 passes for 178 yards and two touchdowns for a 127.9 passer rating. Opened the contest with 11 consecutive completions. Registered a 19-yard touchdown run in the fourth quarter, which gave the Colts a 21-17 lead and proved to be the game-winner. The rushing touchdown was the sixth of his career.

- Completed 25-of-43 passes for 321 yards, one touchdown and one interception for a 79.7 quarterback rating against Miami in Week 2 (9/15). With 43 attempts, passed Earl Morrall (676) for eighth place all-time on the Colts career passing attempts list. Tied Johnny Unitas, Bert Jones and Jeff George (eight) for 40-plus passing attempt games in franchise history. With 25 completions, also passed Morrall for eighth place in career completions (382) and tied George (seven) for the fourth-most 300-plus passing yardage games in team history. Attempted 165 passes dating back to last season before his first interception in the fourth quarter. It was the longest active streak in the NFL prior to the pick.
- Completed 17-of-26 passes for 159 yards while contributing with 24 rushing yards on four carries in a Week 3 victory at San Francisco (9/22). Without a touchdown pass against the 49ers, ended a streak of nine consecutive games with at least one touchdown pass. Finished the game having completed 7-of-7 passes on first downs. Posted his second rushing touchdown of the season when he found the end zone on a six-yard run in the fourth quarter. The rushing touchdown was the seventh of his career.
- Finished a Week 4 contest at Jacksonville (9/29) having completed 21-of-35 passes for 257 yards, two touchdowns and one interception for a 89.8 passer rating. Tied Pro Football Hall of Famer John Elway (14) for the most wins in his first 20 starts by a quarterback drafted No. 1 overall since the 1970 merger.
- In a Week 5 victory against Seattle (10/6), completed 16-of-29 passes for 229 yards and two touchdowns. The contest marked his ninth game-winning drive in the fourth quarter or overtime. Registered his 15th career game with 200-plus passing yards and his 11th career contest with multiple touchdown passes. Found wide receiver T.Y. Hilton for two touchdown receptions. The first came in the first quarter on a 73-yard connection. The second score came in the third quarter on a 29-yard catch. The 73-yard touchdown pass was the longest allowed by the Seahawks defense since Week 16 of the 2007 season. Led Indianapolis to 11 fourth-quarter points as the Colts came back from a 28-23 deficit. Became 15-6 as a starter and was the fastest quarterback drafted No. 1 overall since the 1970 merger to reach 15 wins (21 starts). The game was the first in league history in which both starting quarterbacks (Russell Wilson, Seattle) were second-year quarterbacks who started a playoff game as a rookie in the previous season.
- Started under center in a Week 6 loss at San Diego (10/14) and completed 18-of-30 passes for 202 yards and one interception for a 66.2 passer rating. Completed a long pass of 35 yards to wide receiver Reggie Wayne on the first play of the game.
- In a Week 7 win against Denver (10/20), completed 21-of-38 passes for 228 yards and four total touchdowns (three passing, one rushing) for a 99.5 quarterback rating. Was named AFC Offensive Player of the Week for his performance.
- Completed 18-of-40 passes for 271 yards, three touchdowns and no interceptions for a 92.8 passer rating in a Week 9 comeback victory at Houston (11/3). With 40 attempts, he tied Jack Trudeau (nine) for the second-most games reaching the plateau in Colts history. The contest marked his third career game with three-or-more touchdown passes. It was the first time in his career he reached the mark in consecutive games (Oct. 20 vs. Denver). The victory marked his 10th career game-winning drive in the fourth quarter or overtime and his third in 2013. It's the most by a quarterback in his first two years in the league dating back to the Super Bowl era. Luck and wide receiver T.Y. Hilton connected on three second half touchdowns en route to the victory. The first came on a 10-yard pass at the end of the third quarter to cut Houston's lead to 24-12 after a missed two-point conversion. The duo connected again for a 58-yard score in the fourth quarter followed by a nine-yard touchdown with four minutes remaining in the final stanza. The second touchdown pass marked the fifth connection of 50-plus yards between Luck and Hilton and the fourth touchdown connection of over 50 yards between the two.
- In a Week 10 loss against St. Louis (11/10), completed 29-of-47 passes for 353 yards, one touchdown and three interceptions for a 65.3 passer rating. Added four rushes for 17 yards. With 353 yards, tied Bert Jones (eight) for the third-most 300-plus passing yard games in Colts history. With 47 attempts, passed Jack Trudeau (nine) for the second-most games with 40-plus attempts in franchise history. Topped 94 career rushing attempts, which ranks seventh in franchise history among quarterbacks. With 17 rushing yards, passed Marty Domres (454) for the sixth-most career rushing yards by a quarterback in Colts history.
- Completed 23-of-36 passes for 232 yards and zero interceptions while adding nine carries for 31 yards and one touchdown in a Week 11 victory at Tennessee (11/14). Following a Daniel Herron fumble recovery on a Titans kickoff return in the third quarter, scrambled for an 11-yard touchdown to give the Colts a 20-17 advantage. The rushing touchdown was his fourth of the season and the ninth of his career. Improved the team's record to 7-0 when scoring a rushing touchdown. Completed at least one pass to eight different receivers and completed his first eight passes for 66 yards to start the second half. With nine rushing attempts, passed George Shaw (98) for the sixth-most career rushing attempts by a quarterback in franchise history.
- In a Week 12 loss at Arizona (11/24), completed 20-of-39 passes for 163 yards, one touchdown and one interception for a 60.1 passer rating. Finished the game with 31 rushing yards and posted his longest

career run in the fourth quarter with a 28-yard gain. With 163 passing yards, passed Jeff Garcia (6,822) for sixth place in NFL history for the most passing yards by a quarterback in their first two seasons in the league.

- Completed 17-of-32 passes for 200 yards and one interception for a 59.4 passer rating in a Week 13 victory against Tennessee (12/1). Added five rushes for 42 yards (8.4 avg.). With 200 passing yards, passed Drew Bledsoe (7,049) and Andy Dalton (7,067) for the fourth-most passing yards by a quarterback in his first two NFL seasons.
- In a Week 14 loss at Cincinnati (12/8), completed 29-of-46 passes for 326 yards, four touchdowns and zero interceptions for a 113.1 passer rating. With 326 yards, passed Dan Marino (7,294) for the third-most passing yards by an NFL quarterback in his first two seasons in the league. With 29 completions, passed Mike Pagel (587) for the seventh-most in team history. Also moved ahead of Mike Pagel (7,474) for the seventh-most passing yards in franchise history. Totaled his ninth 300-yard passing outing, which passed Bert Jones (eight) for the third-most in Colts history. Completed passes to seven different receivers in the first half of play and finished the game having completed passes to nine different players. In the third quarter, tallied a then-career-long 29-yard rush to give the Colts possession in the red zone. Indianapolis finished with a touchdown on the drive.
- Completed 19-of-32 passes for 180 yards, two touchdowns and one interception for an 82.8 passer rating in a Week 15 win against Houston (12/15). With the victory, tied Joe Flacco and Matt Ryan (20) for the fourth-most wins in a quarterback's first two seasons since 1970. Also became the sixth quarterback in the Super Bowl era to win at least 20 games in his first two years. Is the fifth quarterback in NFL history with at least 20 touchdown passes in each of his first two seasons.
- In a Week 16 victory at Kansas City (12/22), completed 26-of-37 passes for 241 yards and one touchdown for a 96.8 passer rating. Registered his fourth-highest first half passing total with 192 yards. With the victory, tied Dan Marino (21) for the third-most wins in a quarterback's first two NFL seasons since 1970. With 241 passing yards, passed Peyton Manning (7,874) for the second-most yards by a quarterback in his first two NFL seasons.
- Completed 26-of-37 passes for 282 yards and one touchdown for a 101.4 passer rating in a Week 17 victory against Jacksonville (12/29). With 282 yards, passed Cam Newton (7,920) for the most passing yards by a quarterback in his first two NFL seasons while becoming the first quarterback in NFL history to throw for more than 8,000 yards in his first two seasons in the league. With the victory, tied Ben Roethlisberger (22) for the second-most victories in a quarterback's first two seasons in the NFL since 1970.
- In his second career postseason start during the

team's AFC Wild Card victory against Kansas City (1/4/14), completed 29-of-45 passes for 443 yards, four touchdowns and three interceptions for a 98.7 passer rating. Led the Colts to the second-largest comeback in NFL postseason history after trailing by 28 points in the second half. Was part of an offense that recorded 536 total net yards, which set a franchise record for a postseason game and tied for the ninth-most in NFL postseason history. The team also netted 436 passing yards, which was the second-most for a postseason game in franchise history. His 443 passing yards marked the fifth-highest total in an NFL postseason game and the second-most in franchise history (Peyton Manning, 458 yards vs. Denver on Jan. 9, 2005). His four touchdown passes tied for the 11th-most in an NFL postseason contest and tied for the second-most in franchise history. It also marked the third time in team history that a quarterback threw for four or more touchdowns in a postseason game. With 45 passing attempts, passed Earl Morrall (79) for the fourth-most passing attempts in Colts postseason history. With 29 completions, passed Morrall (37) for the fourth-most completions in Colts postseason history. With 443 yards, passed Morrall (667) for the fourth-most passing yards in franchise postseason history. With four touchdowns, passed Morrall and Jack Trudeau (two) for the fourth-most touchdown passes in Colts postseason history. His 45 rushing yards were the second-most in a playoff game by a Colts quarterback (48, Jim Harbaugh on Jan. 7, 1996). Became the first player in NFL history to record a passing touchdown and a fumble recovery for a touchdown in the same game in postseason history. Including the playoffs, won seven career games after trailing by double-digits, the most such wins in the NFL since the start of the 2012 season.

- Completed 20-of-41 passes for 331 yards, two touchdowns and four interceptions for a 53.0 passer rating in the team's AFC Divisional Playoff loss at New England (1/11/14). With 41 passing attempts, passed Jim Harbaugh (119) for the third-most attempts in Colts postseason history. Also passed Harbaugh (61) for the third-most completions in franchise postseason history and the third-most touchdowns in team postseason history.

## 2012 (COLTS):

- Started all 16 games in his rookie season. Was 339-of-627 passing for an NFL rookie record 4,374 yards, 23 touchdowns and 18 interceptions. Added 255 rushing yards on 62 carries and a club quarterback record five rushing touchdowns.
- In his first career NFL start at Chicago (9/9), completed 23-of-45 passes for 309 yards, one touchdown and three interceptions for a 52.9 quarterback rating. His 309 passing yards is the highest total by a Colts rookie quarterback in their franchise debut.
- Against the Vikings (9/16), completed 20-of-31

passes for 224 yards and two touchdowns for a 107.5 quarterback rating. Engineered two two-minute scoring drives. The first came at the end of the second quarter when he hit wide receiver Reggie Wayne for a 30-yard touchdown reception. The second came with 31 seconds remaining in the fourth quarter when he drove the team 40 yards to set up Adam Vinatieri's game-winning 53-yard field goal.

- Completed 22-of-46 passes for 313 yards, two touchdowns and one interception in the team's loss against Jacksonville (9/23).
- Set season highs in completions (31) and attempts (55) while throwing for 362 yards and three total touchdowns (two passing, one rushing) against Green Bay (10/7). Led the team back from an 18-point deficit to capture a 30-27 victory, becoming the first rookie quarterback to accomplish the feat since Detroit's Matthew Stafford in 2009. Became the Colts' first rookie quarterback since Bert Jones in 1973 to throw a touchdown pass in each of his first four career games. Became the first rookie in NFL history to pass for 1,200-plus yards (1,208) and record at least two wins in his team's first four games. Joined Carolina quarterback Cam Newton as the only players in NFL history to pass for at least 300 yards in three of their first four career games.
- Completed 22-of-44 passes for 280 yards and two interceptions in a loss at the New York Jets (10/14).
- Completed 16-of-29 passes for 186 yards and added two rushing touchdowns in a victory over Cleveland (10/21) in Week 7. Became the third quarterback in franchise history and the first since 1988 to rush for two touchdowns in a single game.
- Completed 26-of-38 passes for 297 yards, one touchdown and one interception for an 89.5 quarterback rating in a 19-13 overtime victory at Tennessee (10/28). Threw the game-winning 16-yard touchdown pass to running back Vick Ballard in overtime to seal the victory.
- Finished with a career day as he completed 30-of-48 passes for 433 yards and two touchdowns for a 105.6 quarterback rating against Miami (11/4). His 433 yards set a new NFL record for passing yards by a rookie quarterback in a single game and topped his rookie franchise record for single game passing yards (362 vs. Green Bay on Oct. 7, 2012). Became the second rookie in NFL history to record four 300-yard passing games (Peyton Manning, 1998). His 433 passing yards marked the third-highest total in a single game in franchise history. His first half passing total of 273 yards was the fourth-highest total in franchise history for a first half (Peyton Manning, 324 vs. Buffalo on Sept. 23, 2001). Luck also became the second player in the NFL with 270-plus passing yards in the first half (Drew Brees, 314 in Week 7 vs. Tampa Bay) at that time in the season. He threw two touchdown passes, his first to Reggie Wayne (nine yards) in the first quarter and the second, a 36-yard touchdown to fellow rookie T.Y.

Hilton in the third quarter.

- Threw for 227 yards on 18-of-26 passing in an NFL Network Thursday Night Football victory at Jacksonville (11/8).
- Completed 27-of-50 passes for 334 yards, two touchdowns and three interceptions at New England (11/18). With 334 yards, he became the first rookie quarterback in NFL history to register five 300-yard passing outings in his first season, topping Peyton Manning's record of four, which was set in 1998.
- Completed 20-of-37 passes for 240 yards, one touchdown and one interception for a 71.9 quarterback rating vs. Buffalo (11/25). With the win, he tied Sam Bradford for the most wins (seven) by a quarterback drafted No. 1 overall since 1970. Luck became the second rookie quarterback in Colts history to throw for 3,000-plus yards in their first season, and with 449 passing attempts, passed Jack Trudeau (417) for the second-most in a season by a rookie in team history.
- Finished the game having completed 24-of-54 passes for 391 yards, four touchdowns and three interceptions for a 70.8 passer rating at Detroit (12/2). With the win, he surpassed Sam Bradford (seven) to become the first rookie quarterback drafted No. 1 overall to record eight victories since 1966. With 3,596 passing yards, he passed Andy Dalton (3,398 in 2011), Matt Ryan (3,440 in 2008) and Sam Bradford (3,512 in 2010) for the third-most passing yards by a rookie in NFL history. Luck also totaled his sixth 300-yard passing game of the season, which improved his current rookie record. Luck's four touchdown passes set a career-high. His passing attempt total was the second-highest in 2012 (55 vs. Green Bay, 10/7). Luck and Seattle quarterback Russell Wilson were the first pair of NFL rookie quarterbacks with a game-winning touchdown pass in the final minute of the fourth quarter or overtime on the same day. The two joined Tim Couch and Matthew Stafford as the only rookies to throw a game-winning touchdown pass with 0:00 on the clock since 1970.
- Finished the game having completed 16-of-34 passes for 196 yards and one touchdown against Tennessee (12/9). With 196 yards, he set a new franchise record (3,792) for passing yards by a rookie, topping Peyton Manning's mark of 3,739 yards. With the Colts victory, he got credit for his sixth fourth quarter/overtime game-winning drive for the Colts, which is the most by a rookie since the AFL/NFL merger. He surpassed Vince Young (2006 Titans) and Ben Roethlisberger (2004 Steelers) who each had five.
- Completed 13-of-27 passes for 186 yards and two touchdowns for a 95.6 passer rating at Houston (12/16). Found wide receiver T.Y. Hilton on a 61-yard touchdown in the second quarter for the team's first touchdown of the game. The score marked Luck's sixth touchdown pass of 30-or-more yards and fourth



touchdown pass of 40 yards or more.

- Completed 17-of-35 passes for 205 yards and one touchdown in a victory over Kansas City (12/23). With 205 yards, he set a new NFL record for passing yards by a rookie quarterback, topping Cam Newton's mark (4,051), which was set in 2011. Notched his seventh game-winning drive in the fourth quarter or overtime, which tied an NFL record (previously done on six occasions). He also broke Chris Chandler's franchise rookie record for wins in a season (10). With 35 passing attempts, Luck set a new NFL record for passing attempts by a rookie quarterback (topping Sam Bradford's record of 590). He also passed Peyton Manning (575) for the most in a season by a rookie quarterback in Colts history. Pieced together the team's first touchdown drive of the game in the fourth quarter when the Colts drove 73 yards in 13 plays, capped by a Reggie Wayne seven-yard touchdown.
- Completed 14-of-28 passes for 191 yards and two touchdowns in the team's victory over the Texans (12/30). With his first two completions in the first quarter, Luck set a new franchise record for completions by a rookie quarterback (327), topping Peyton Manning's old mark of 326 in 1998. Found wide receiver T.Y. Hilton for a 70-yard touchdown reception in the fourth quarter. The pass and reception both marked career longs for Luck and Hilton. Luck finished the regular season with 23 touchdown passes and surpassed Charlie Conerly (22) for the third-most touchdown passes by a rookie quarterback in NFL history. Finished the season having won 11 games as a starter and joined Ben Roethlisberger (13), Joe Flacco (11), Matt Ryan (11) and Russell Wilson (11) as the only starting rookie quarterbacks in the Super Bowl era (since 1966) to win at least 11 games. Luck's 11 victories give him the most by a quarterback drafted No. 1 overall in his rookie season in NFL history. Sam Bradford held the previous record of seven wins in his rookie season with the St. Louis Rams in 2010.
- Completed 28-of-54 passes for 288 yards in the team's AFC Wild Card Playoff loss at Baltimore (1/6/13) and became the first quarterback selected No. 1 overall to start a postseason game as a rookie. Compiled the second-most passing yards by a rookie quarterback in a playoff game, set an NFL record for passing attempts by a rookie quarterback in a single postseason game and set a franchise record for passing attempts by a quarterback in a postseason game.

## COLLEGE:

- Started all 38 games he played in at Stanford, completing 713-of-1,064 passes (67.0 percent) for 9,430 yards, 82 touchdowns and 22 interceptions, as he set school career records for touchdown passes and pass completion percentage.
- Was a two-time Heisman Trophy finalist in 2010 and 2011.

- Named the Maxwell Award Winner for the National Collegiate Player of the Year, the Walter Camp Football Foundation Player of the Year and the Pac-12 Conference Player of the Year following the 2010 and 2011 seasons. Was also the recipient of the Johnny Unitas Golden Arm Trophy and named the Capital One Academic All-America of the Year by CoSIDA in 2011.
- Finished his collegiate career at Stanford with 31 victories as a starter, then the most ever attained by a Cardinal quarterback. His winning percentage (81.5) is the best in school history.
- Helped lead Stanford to 29 consecutive weeks in The Associated Press Top 25 poll, including 22 consecutive weeks in the Top 10.
- Quarterbacked three of the most prolific offensive teams in school history, by helping Stanford amass 461 points in 2009 as a freshman, a school-record 524 points as a sophomore and 561 points as a junior, the seventh-highest total in the nation.
- With 82 career touchdown passes, left school ranked fourth in Pac-12 Conference history. His career-high 37 scoring strikes as a junior are surpassed by only Southern California's Matt Leinart (38 in 2003) for the Pac-12 Conference season record.
- Earned the top two spots on the Stanford season record chart with 37 touchdown passes in 2011 and 32 connections in 2010.
- Finished second in school annals behind Steve Stenstrom (10,531 yards; 1991-94) for the most passing yardage for a career, and his pass attempts (1,064) and completions (713) both placed fourth in school history.
- Holds the second and third positions in the Stanford season record book with passing yardage figures of 3,517 yards as a junior and 3,338 yards as a sophomore, topped by only Steve Stenstrom's 3,627 yards in 1993.
- Completed 288 attempts in 2011 to rank behind only Stenstrom's 1993 total of 300 while his 2010 figure of 263 completions rank fourth on the Cardinal annual record chart.
- The first Cardinal to amass over 10,000 yards in total offense (10,387), establishing a new Stanford record and finishing sixth in Pac-12 history.
- Accounted for 3,791 total yards in 2010 and 3,667 in 2011 to earn the top two positions on the Cardinal season record list.
- Threw for over 300 yards in eight contests during his collegiate career, the fourth-best total by a Stanford passer.
- Became the first Stanford player to throw for at least four scores more than twice in a season.
- Holds the school career record for quarterbacks with 957 rushing yards. Set the season rushing record for a quarterback in 2010 with 453 yards and also ranks third on the list with 354 yards on the ground in 2009.



- Was named to the Pac-12 Conference All-Century Team.

PERSONAL:

- Attended Stratford High School in Houston.
- Finished his prep career with 7,139 yards and 53 touchdowns on 488-of-824 passing (59.2 percent) while also adding 2,085 rushing yards in three seasons.
- As a senior, completed 196-of-338 pass attempts for 2,684 yards and 19 touchdowns and rushed for 671 yards. Earned Second Team All-Texas honors for Class 5A.
- Was an All-America selection by *SuperPrep* and listed as the nation's seventh-best quarterback by the publication in 2007.
- Threw for 2,926 yards and 27 touchdowns on 176-of-257 passing and rushed for 714 yards in his junior season.
- Named the 19-5A District MVP and was a *Rivals.com* All-America pick in 2006.
- Totaled 1,529 yards and seven touchdowns through the air on 116-of-229 passing as a sophomore, adding 700 rushing yards.
- Served as the co-valedictorian of his high school's graduation class of 2008.
- Is the spokesperson for Riley Hospital Change the Play, which encourages kids to challenge themselves to make better choices when it comes to food and exercise.
- Started the Andrew Luck Book Club in April of 2016. Luck periodically recommends a book for younger readers and a book for adult readers and then hosts a live Q&A via social media to discuss the readings. The club lives on AndrewLuckBookClub.com and @ALBookClub on Twitter.
- Participated in the Community Tuesday caroling event at Riley Hospital to spread cheer during the holidays.
- Serves as a board member for the Indy Public Safety

- Foundation.
- Serves as a co-spokesperson for the "COLTSTRONG, LIBRARYSTRONG" campaign for the Indianapolis Library.
  - Hosted an NFL PLAY 60 event with Indianapolis Public School students.
  - Co-hosted the 12th Man Leukemia Jam, an event to help the Leukemia and Lymphoma society.
  - Donates tickets as a Colts Community Ticket Block Sponsor.
  - Was a participant in the CHUCKSTRONG Tailgate Gala where he threw touchdown passes to raise money.
  - Participated in the 2015 Winter USO Tour.
  - At Stanford, carried a 3.48 cumulative grade point average as an architectural design major.
  - Son of former Houston Oiler and West Virginia quarterback Oliver Luck.

GETTING TO KNOW ANDREW LUCK

**Favorite team and/or athlete outside of football:** USA Soccer

**Favorite musician and/or song:** AWOLNATION

**Hobbies outside of football:** Reading, ping pong and traveling

**Favorite food:** Indiana tomatoes

**Favorite vacation spot:** Europe

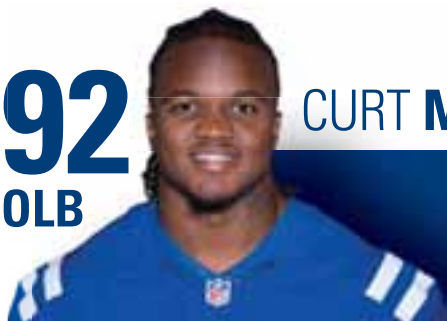
2016 GAME-BY-GAME STATISTICS															
Date/Opp	PASSING					RUSHING									
	GP	GS	Att.	Comp.	Yards	Pct.	Yds/Att.	TD	LG	No.	Yards	Avg.	LG	TD	
9/11 vs DET	1	1	47	31	385	65.9%	8.2	4	0	51	3	21	7.0	11	0
9/18 @ DEN	1	1	40	21	197	52.5%	4.9	1	1	30	3	22	7.3	21	0
9/25 vs SD	1	1	37	24	331	64.9%	8.9	1	1	63	0	0	0.0	0	0
10/2 @ JAX (UK)	1	1	42	27	234	64.3%	5.6	2	1	64	4	23	5.8	7	0
10/9 vs CHI	1	1	39	28	322	71.8%	8.3	2	0	59	5	13	2.6	12	0
10/16 @ HOU	1	1	32	21	252	65.6%	7.9	1	1	36	7	53	7.6	24	1
10/23 @ TEN	1	1	39	27	353	69.2%	9.1	3	0	37	5	17	3.4	9	0
10/30 vs KC	1	1	35	19	210	54.3%	6.0	2	1	20	9	60	6.7	17	0
11/6 @ GB	1	1	36	23	281	63.9%	7.8	1	2	39	7	15	2.1	7	0
11/20 vs TEN	1	1	28	15	282	53.6%	9.4	2	1	50	8	22	2.8	13	0
11/24 vs PIT															
12/5 @ NYJ	1	1	28	22	278	78.6%	9.9	4	0	34	3	26	8.7	12	0
12/11 vs HOU	1	1	45	24	276	53.3%	6.1	2	2	35	2	32	16.0	33	0
12/18 @ MIN	1	1	28	21	250	75.0%	8.9	2	0	50	1	8	8.0	8	0
12/24 @ OAK															
2016 TOTALS	13	13	476	303	3,631	63.7%	7.6	27	10	641	57	312	5.5	33	1

CAREER REGULAR SEASON STATISTICS															
Year	PASSING					RUSHING									
	GP	GS	Att.	Comp.	Yards	Pct.	Yds/Att.	TD	LG	No.	Yards	Avg.	LG	TD	
2016 IND	13	13	476	303	3,631	63.7%	7.6	27	10	641	57	312	5.5	33	1
2015 IND	7	7	293	162	1,881	55.3%	6.4	15	12	871	33	196	5.9	25	0
2014 IND	16	16	616	380	4,761	61.7%	7.7	40	16	80	64	273	4.3	20	3
2013 IND	16	16	570	343	3,822	60.2%	6.7	23	9	73	63	377	6.0	29	4
2012 IND	16	16	627	339	4,974	54.1%	7.0	23	18	78	62	255	4.1	19	5
TOTAL	68	68	2,582	1,527	16,469	58.1%	7.3	128	65	871	278	1,413	5.1	33	13

CAREER POSTSEASON STATISTICS															
Year	PASSING					RUSHING									
	GP	GS	Att.	Comp.	Yards	Pct.	Yds/Att.	TD	LG	No.	Yards	Avg.	LG	TD	
2014 IND	3	3	120	70	767	58.3%	6.4	3	4	45	8	57	7.1	20	0
2013 IND	2	2	86	49	774	57.0%	9.0	6	7	64	8	50	6.3	21	0
2012 IND	1	1	54	28	288	51.9%	5.3	0	1	25	4	35	8.8	18	0
TOTAL	6	6	260	147	1,829	56.5%	7.0	9	12	641	20	142	7.1	21	0

92  
OLB

# CURT MAGGITT



6-3 • 250 • TENNESSEE

NFL EXP: Rookie

HOW ACQUIRED: FA – 2016

BORN: 2/4/93

GP/GS (POSTSEASON): 9/0 (0/0)

## CAREER TRANSACTIONS:

- Signed by the Colts as an undrafted free agent on May 4, 2016.

## 2016 (COLTS):

- In a Week 1 loss against Detroit (9/11), saw action on special teams, but did not record a tackle.
- Tallied one tackle at outside linebacker and one stop on special teams in a Week 2 loss at Denver (9/18).
- In a Week 3 win against San Diego (9/25), saw action on defense and special teams and logged one special teams stop.
- Competed at both linebacker and on special teams in a Week 4 loss at Jacksonville (10/2), but did not record a tackle.
- In a Week 5 victory against Chicago (10/9), competed at linebacker and on special teams and finished with one tackle.
- Saw action at linebacker and on special teams in a Week 6 loss at Houston (10/16), but did not record a tackle.
- Listed as inactive for a Week 7 victory at Tennessee (10/23).
- Was inactive for a Week 8 loss against Kansas City (10/30).
- In a Week 9 win at Green Bay (11/6), saw action at outside linebacker and on special teams and finished with one special teams stop.
- Listed as inactive for a Week 11 victory against Tennessee (11/20).
- Was inactive for a Week 12 loss against Pittsburgh (11/24).
- In a Week 13 victory at the New York Jets (12/5), compiled two tackles, one quarterback hit and one special teams stop.
- Competed at linebacker and on special teams in a Week 14 loss against Houston (12/11). Did not finish with a tackle before leaving the game in the fourth quarter with a knee injury.
- Placed on Injured Reserve on December 12.

## COLLEGE:

- Competed in 35 games (12 starts) at Tennessee and finished his collegiate career with 141 tackles (83 solo), 13.5 sacks, 28.5 tackles for loss, four forced fumbles and one pass defended.

## SINGLE-GAME HIGHS

**TACKLES: 2 at NYJ (12/5/16)**

**SACKS: 0**

**FF: 0**

**FR: 0**

**INT: 0**

**PD: 0**

- Started the first two games of his senior season and recorded seven tackles before a hip injury ended his year.
- As a junior in 2014, started 10-of-13 games and made 48 tackles, a team-leading 11.0 sacks and 15.0 tackles for loss. Finished the season with four multiple-sack games.
- Redshirted in 2013 following a sophomore season where he started nine games and compiled 30 tackles, 2.0 sacks and a team-high tying 5.0 tackles for loss.
- Participated in 11 games (eight starts) as a freshman in 2011 and tied for third on the team with 56 tackles while adding 5.5 tackles for loss and a forced fumble. His 56 tackles were the fourth-most for a true freshman in Tennessee history ahead of Reggie White's 51 in 1980.

## PERSONAL:

- Played at Dwyer High School in Palm Beach Gardens, Fla. and was a *Rivals.com*, *Scout.com* and ESPN four-star prospect.
- Was selected to the 2010 U.S. Air Force All-America squad and earned First Team All-America honors via *MaxPreps.com* during his senior season.
- Was named the *Sun Sentinel's* 2010 Palm Beach County Defensive Player of the Year and garnered Defensive Player of the Year and all-area honors from the *Palm Beach Post*.
- Recorded 65 solo tackles, 17.0 sacks, 9.0 tackles for loss and two forced fumbles as a senior in 2010. Also contributed with 12 receptions for 109 yards and two touchdowns.
- A human resource management major.
- A native of West Palm Beach, Fla.

**What's the one thing you couldn't live without:**  
Family

**SPECIAL TEAMS TACKLES:** 4 (2016 - 4)

98  
OLB

# ROBERT MATHIS



PRO BOWL  
6 (2008-13)



6-2 • 245 • ALABAMA A&M

NFL EXP: 14 (14th Year with Colts)

HOW ACQUIRED: D5 – 2003 (138th overall)

BORN: 2/26/81

GP/GS (POSTSEASON): 190/120 (18/11)

## CAREER TRANSACTIONS:

- Selected by the Colts in the fifth round (138th overall) of the 2003 NFL Draft.

## PRO CAREER:

- Named to six consecutive Pro Bowls (2008-2013).
- Voted a 2013 Associated Press and *Sporting News* First Team NFL All-Pro selection for the first time in his career.
- In 2013, won the inaugural Deacon Jones Award as the NFL's sack leader with 19.5. Became the second member in Colts history to lead the league in sacks (Dwight Freeney, 2004).
- Was named to the 2013 PFWA All-NFL and All-AFC teams.
- Named NFL 101 AFC Defensive Player of the Year in 2013.
- Became the franchise all-time sack leader and single season sack leader with his sack against Houston on Dec. 15, 2013. Following his multiple-sack game against Jacksonville on Dec. 29, 2013, set a team single-season record for sacks with 19.5.
- Named the team's recipient of the 2011 Ed Block Courage Award.
- Became the 30th player in NFL history to total 100.0 career sacks following a 2.0-sack performance in a victory against Seattle (Oct. 6, 2013).
- Established a new NFL record with his 40th career sack-forced fumble during a Week 12 meeting at Arizona on Nov. 24, 2013. Topped Jason Taylor's previous record of 39. Now has 46 career sack-forced fumbles.
- Has five career 10.0-plus sack seasons.
- Has compiled a franchise record 29 multiple-sack contests and three career 3.0-plus sack games.
- Set a franchise record for the most multiple-sack games in a single season with seven in 2013.
- Compiled a string of four-straight multiple-sack games in 2013 (vs. Miami (9/15, 2.0), at San Francisco (9/22, 1.5), at Jacksonville (9/29, 3.0) and vs. Seattle (10/6, 2.0)).
- In 2005, set an NFL record with sacks in eight consecutive games to start a season. His streak of eight games ranks as the second-longest in club history (Dwight Freeney, nine).
- Also had a streak of eight consecutive games with a sack spanning the last two games of 2011 and the

## SINGLE-GAME HIGHS

**TACKLES: 10 vs. WAS** (10/22/06)

**SACKS: 3.0, three times** (Last: at JAX 9/29/13)

**FF: 3 vs. HOU** (11/14/04)

**FR: 1, 16 times** (Last: at TEN 10/23/16)

**INT: 1 at DET** (12/2/12)

**PD: 2 at NE** (11/5/06)

first six games of the 2012 season.

- Along with Dwight Freeney, became the first defensive end tandem since 1970 from the same team to be named to three consecutive Pro Bowls.
- Mathis and Freeney had 10.0-plus sacks each in 2004, 2005, 2008 and 2010, surpassing Reggie White and Clyde Simmons for the most seasons of 10.0-plus sacks each by teammates in NFL history.
- Mathis and Freeney combined for 21.0 sacks in 2010, the fifth time they topped 20.0 sacks as a duo (26.5, 2004; 22.5, 2005; 22.0, 2008; 23.0, 2009).
- Named AFC Defensive Player of the Week on four occasions (2005, 2008, 2011, 2015) and AFC Defensive Player of the Month four times (November 2009, September 2010, October 2013 and December 2013).

## 2016 (COLTS):

- Started at RUSH linebacker in a Week 1 loss against Detroit (9/11) and posted two tackles and one quarterback hurry.
- In a Week 2 loss at Denver (9/18), started at RUSH linebacker and finished with five tackles (three solo) and 1.0 tackle for loss.
- Started at RUSH linebacker in a Week 3 win against San Diego (9/25), but did not record a tackle.
- Finished with three tackles starting at RUSH linebacker in a Week 4 loss at Jacksonville (10/2).
- Started at RUSH linebacker in a Week 5 victory against Chicago (10/9), but did not record a tackle.
- In a Week 6 loss at Houston (10/16), started at RUSH linebacker and compiled two tackles, 1.0 sack and one forced fumble. On Houston's opening offensive possession, he logged his first sack of the season and forced a fumble on the play leading to a Texans punt. Upped his total to 18.5 career sacks against the Texans, which is the most against any opponent in his career. The forced fumble was the 50th of his career. Tied Ray Donaldson and David

Lee (184) for the ninth-most games played in Colts history.

- Tallied two tackles, 1.0 tackle for loss and one fumble recovery for a 14-yard touchdown starting at RUSH linebacker in a Week 7 win at Tennessee. The touchdown marked his third career fumble recovery for a score. It was also the first defensive touchdown for the Colts this season.
- Started at RUSH linebacker in a Week 8 loss against Kansas City (10/30) and compiled five tackles (three solo), 1.0 sack, 2.0 tackles for loss and one quarterback hit. Posted his first sack of the game on a third down in the first quarter to force a Chiefs field goal attempt, which was missed off the upright.
- In a Week 9 win at Green Bay (11/6), started at RUSH linebacker, but did not record a tackle.
- Recorded one tackle, 1.0 sack, 1.0 tackle for loss and one quarterback hit starting at RUSH linebacker in a Week 11 victory against Tennessee (11/20).
- Started at RUSH linebacker in a Week 12 loss against Pittsburgh (11/24), but did not record a tackle.
- Listed as inactive for a Week 13 victory at the New York Jets (12/5).
- Was inactive for a Week 14 loss against Houston (12/11).
- In a Week 15 victory at Minnesota (12/18), compiled one tackle, 1.0 sack and one forced fumble. Tied Marvin Harrison (190) for the eighth most games played in Colts history. Dropped Sam Bradford for an eight-yard loss in the third quarter and forced a fumble on the play

which was recovered by teammate Henry Anderson. With the sack, he passed Clyde Simmons (121.5) for the 19th most and tied Simeon Rice (122.0) for the 18th most sacks in NFL history. Improved his current NFL record with his 46th career sack-forced fumble.

#### 2015 (COLTS):

- Started in 10-of-15 contests at RUSH linebacker and was inactive for the regular season opener at Buffalo. Finished the year with 24 tackles (19 solo), 7.0 tackles for loss, one forced fumble and one fumble recovery, which he returned for a touchdown in a Week 14 loss at Jacksonville. Also tied for the team

lead with 7.0 sacks.

- In a Week 3 win at Tennessee (9/27), notched one tackle and 1.0 sack.
- Made his first start of the season and the 100th start of his career at RUSH linebacker in a Week 7 loss against New Orleans (10/25). Finished with two tackles and 1.0 sack. Logged his second sack of the season when he dropped Drew Brees for a five-yard loss on New Orleans' opening offensive possession. The sack led to a punt.
- In a Week 8 overtime loss at Carolina (11/2), started at RUSH linebacker and finished with four tackles, 2.0 sacks and two quarterback hurries. He tallied his third sack of the season when he brought down Cam Newton for a seven-yard loss in the fourth quarter. Added his second quarterback takedown in the overtime period to give him 4.0 on the year and 115.0 for his career.
- In a Week 14 loss at Jacksonville (12/13),

contributed with his second career touchdown on a Jaguars fumbled snap in the second quarter. He recovered the ball in the end zone to give the Colts a 13-3 lead. It marked the fourth defensive touchdown for the team in 2015.

- Totaled three tackles, 1.0 sack and one forced fumble starting at RUSH linebacker in a Week

15 loss against Houston (12/20). Notched his fifth sack of the season and forced a fumble on the play in the third quarter. The ball was recovered by the Texans and led to a punt. It was his 116th career sack. He also improved his NFL record with his 44th career sack-forced fumble.

- Started at RUSH linebacker in a Week 16 win at Miami (12/27) and compiled five tackles (four solo) and 2.0 sacks. He recorded his 29th career multiple-sack game, which extended his franchise record. Logged his first sack of the game when he brought down Ryan Tannehill for an eight-yard loss in the second quarter. The sack forced a



Dolphins punt. He sealed the Colts victory with his sack on Miami's final possession of the game on a fourth down attempt. It was his seventh sack of the season and number 118.0 of his career. Earned AFC Defensive Player of the Week honors for his performance.

#### 2014 (COLTS):

- Was placed on the Reserve/Suspended list for the first four games of the regular season.
- Placed on the Reserve/Non-Football Injury list on September 29, 2014.

#### 2013 (COLTS):

- Voted a 2013 Associated Press and *Sporting News* First Team NFL All-Pro selection for the first time in his career.
- Won the inaugural Deacon Jones Award as the NFL's sack leader with 19.5. Became the second member in Colts history to lead the league in sacks (Dwight Freeney, 2004).
- Was named to the PFWA All-NFL and All-AFC teams.
- Named NFL 101 AFC Defensive Player of the Year.
- Earned his sixth consecutive Pro Bowl selection.
- Was named AFC Player of the Month on two occasions (October and December).
- Became the 30th player in NFL history to reach 100.0 career sacks while setting a franchise record for career sacks (111.0) and sacks for a single season (19.5).
- Started all 16 games at RUSH linebacker and recorded 65 tackles (54 solo), 19.5 sacks, eight forced fumbles and one pass defended. Also contributed with eight tackles (five solo), 2.0 sacks and two forced fumbles in two postseason contests.
- In the regular season opener against Oakland (9/8), finished the game with six tackles (four solo) and the team's lone sack of the game (16-yard loss), which came at a pivotal moment in the fourth quarter on the Raiders final possession of the game.
- Logged 2.0 sacks against Miami (9/15) and added a forced fumble on his first quarterback takedown in the third quarter. The sacks moved him past Henry Thomas for 37th place on the NFL's all-time sack list (94.5) as he registered his 21st career multiple-sack contest. Has also totaled sacks in three consecutive games against Miami dating back to 2009. The forced fumble for Mathis was the 41st of his career. Finished the game with seven solo tackles and topped 500 stops for his career.
- Finished a Week 3 meeting at San Francisco (9/22) with three tackles (two solo) and 1.5 sacks. The sacks marked the fourth time he opened a season with at least 1.0 sack in three consecutive games (2005, 2010, 2012, 2013). The first sack of Colin Kaepernick also marked the 50th different quarterback takedown in his career. Surpassed Robert Porcher (95.5) for 35th place on the league's all-time sack list.

#### QUICK HITS

In 2013, Mathis led the NFL with 19.5 sacks earning the league's inaugural Deacon Jones Award. He became the second member in Colts history to lead the league in sacks. Mathis was named to his sixth Pro Bowl, was voted an Associated Press and *Sporting News* NFL All-Pro and was named the NFL 101 AFC Defensive Player of the Year.

Mathis leads the Colts franchise with 122.0 sacks and became the 30th player in NFL history to total 100.0 career sacks following a 2.0-sack performance in a victory against Seattle on Oct. 6, 2013.

On Nov. 24, 2013, Mathis established a new NFL record with his 40th career sack-forced fumble during a Week 12 meeting at Arizona. He topped Jason Taylor's previous record of 39. Mathis now has 46 career sack-forced fumbles.

Mathis has compiled a franchise record with 29 multiple-sack contests and three career 3.0-plus sack games. He also set a team record for the most multiple-sack games in a single season with seven in 2013.

- Finished with 3.0 sacks and six solo tackles in a 37-3 victory against Jacksonville (9/29). The sacks marked the 97th, 98th and 99th of his career, which moved him past Warren Sapp (96.5), Dexter Manley (97.5), Jacob Green (97.5), Simon Fletcher (97.5) and Joey Porter (98.0) for 30th place on the league's all-time sack list. The performance marked his 23rd multiple-sack game and his third career 3.0-sack contest. It was the third time in his career that he recorded a quarterback takedown in each of the first four games to open a season (2005 and 2012). He posted at least 1.0 sack in five consecutive games against Jacksonville.
- In a Week 5 victory against Seattle (10/6), compiled four tackles, 2.0 sacks, one forced fumble and one pass defended. Became the 30th player in NFL history to record 100.0 career sacks. With 2.0 sacks, passed Charles Haley and William Fuller (100.5) for 27th place on the league's all-time sack list. Added his second sack of the game in the third quarter, which marked his 24th career multiple-sack contest. It also marked the first time in his career that he totaled multiple sacks in four consecutive games (9/15/13 - 10/6/13). Opened a season with at least 1.0 sack in each of the first five games for the third time in his career (2005 & 2012). With 9.5 sacks through five games, ranks first among Colts players in quarterback takedowns through the first five games of a regular season in franchise history dating back to 1982.
- Finished with five tackles, 2.0 sacks and one forced fumble in a win against Denver (10/20). Sacked Peyton Manning in the second quarter and forced a fumble on the play, which went out of the end zone

for a safety. Manning became the 52nd different quarterback that he has sacked in his career. Regained the league lead in sacks with 11.5. Tied the franchise record for multiple-sack games in a single season with five (Chad Bratzke and Dwight Freeney). Passed Jim Jeffcoat (102.5) for 26th place on the NFL's all-time sack list. Dating back to 1982 when sacks became an official stat, leads the franchise for the most sacks through seven games in a single season.

- In a Week 10 loss against St. Louis (11/10), totaled five tackles, 2.0 sacks and 3.0 tackles for loss. With 2.0 sacks, set a new career-high for a single season with 13.5. On his second sack of the contest in the first quarter, set a franchise record for the most multiple-sack games in a career (26) and multiple-sack games in a single season (six). Recorded the most sacks by a Colts player through the first nine games of a regular season with 13.5. With 105.0 career sacks, passed Kevin Carter and Neil Smith (104.5) for 24th place in NFL history.
- In a Week 12 meeting at Arizona (11/24), contributed with three tackles, 1.0 sack and one forced fumble. With his sack-forced fumble of Cardinals quarterback Carson Palmer in the second quarter, set a new NFL record for career sack-forced fumbles with 40. Jason Taylor was the previous record holder with 39. Also tied the franchise record for the most games with at least 1.0 sack in franchise history (81). With 106.0 career sacks, he tied with Trace Armstrong for 23rd place in NFL history. Recorded the most sacks by a Colts player through the first 11 games of a regular season (14.5).
- Finished with two tackles, 1.0 sack and one forced fumble in a Week 13 victory against Tennessee (12/1). Sacked Titans quarterback Ryan Fitzpatrick in the third quarter and forced a fumble on the play, which was recovered by inside linebacker Jerrell Freeman. The sack-forced fumble was the 41st of his career, which adds to his current NFL record. On the takedown, set a new franchise record for games with at least half of a sack (82), topping Dwight Freeney's old record. Recorded the most sacks by a Colts player through the first 12 games of a regular season with 15.5.
- In a Week 14 loss at Cincinnati (12/8), finished with one tackle.
- In a Week 15 victory against Houston (12/15), compiled four solo tackles, 1.0 sack and one forced fumble. With his third quarter strip-sack of Texans quarterback Case Keenum, set a new career franchise record for sacks (108.0), which was previously held by Dwight Freeney (107.5) from 2002-2012. On the same play, established a new Colts record for sacks in a single season with 16.5, topping Freeney's mark of 16.0 in 2004. The strip-sack of Keenum resulted in a Colts safety and was the 42nd of his career, which improved his current NFL record. Passed Pat Swilling (107.5) for 22nd

QUICK HITS	
Mathis has sacked 60 different quarterbacks leading to his career total of 126.5 (including the postseason). Here is a breakdown of his most sacked quarterbacks.	
SACKS	QUARTERBACK
7.0	David Carr
6.0	Blaine Gabbert
5.5	Matt Schaub
5.0	Tom Brady, Philip Rivers, Alex Smith Ryan Tannehill
4.5	Ryan Fitzpatrick
4.0	Joe Flacco, Steve McNair
3.5	Byron Leftwich, Chad Pennington
3.0	David Garrard, Cam Newton, Carson Palmer
2.5	Seneca Wallace
2.0	Derek Anderson, Drew Brees, Kellen Clemens, Kerry Collins, Jay Cutler, Chad Henne, J.P. Losman, Eli Manning, Peyton Manning, Marcus Mariota, Kyle Orton, Michael Vick, Russell Wilson, T.J. Yates
1.5	Jason Campbell, Colin Kaepernick, Donovan McNabb, Ben Roethlisberger
1.0	Sam Bradford, Brodie Croyle, Trent Diller, A.J. Feeley, Doug Flutie, Nick Foles, Josh Freeman, Jeff Garcia, Adam Jones, Case Keenum, Jon Kitna, Craig Krenzel, Jake Locker, Jamie Martin, Brock Osweiler, Christian Ponder, Terrelle Pryor, Aaron Rodgers, Sage Rosenfels, Billy Volek, Kurt Warner, Brandon Weeden, Anthony Wright
0.5	Marc Bulger, Matt Cassel, Trent Green, Mike McMahon

- place on the NFL's all-time sack list and tied Freeney for 21st place.
- Totaled five tackles (four solo), 1.0 sack, and two forced fumbles in a Week 16 win at Kansas City (12/22). His two forced fumbles tied his single season career-best (eight in 2005) and both led to Colts touchdowns on their ensuing offensive possessions. Surpassed Dwight Freeney for 21st place on the NFL's all-time sack list.
  - Started at RUSH linebacker in a Week 17 victory against Jacksonville and claimed the league's sack title following a 2.0-sack performance. Finished the season with a team single-season record 19.5 sacks. Also added seven tackles. With his first quarter sack, passed Greg Townsend for 20th place on the NFL's all-time sack list. Contributed with his second sack of the game in the third quarter when he brought down Chad Henne for a nine-yard loss. With the sack, he improved his current franchise record of career multiple-sack games to 27 as well as his single-season team record for multiple-sack contests to seven.
  - Contributed with three tackles, 1.0 sack and one



forced fumble in an AFC Wild Card Playoff victory against Kansas City (1/4/14). Tallied his lone sack of the game in the third quarter and forced a fumble on the play, which was recovered by Kelvin Sheppard. Moved into first place in franchise history with his third career postseason forced fumble, topping Dwight Freeney and Nick Harper (two) for the top spot. The turnover also led to a Colts touchdown. With 1.0 sack, moved within 3.5 sacks of Freeney's postseason franchise record (9.0). Also moved into a tie with Freeney for the fifth-most postseason games played in franchise history with 17.

- In the team's AFC Divisional Playoff loss at New England (1/11/14), tallied five tackles (three solo), 1.0 sack and one forced fumble. The sack was his second of the postseason as he sits 2.5 sacks shy of Dwight Freeney's postseason franchise record. Moved into a tie with Justin Snow and Reggie Wayne for the third-most postseason games played in franchise history with 18.

## 2012 (COLTS):

- Started all 12 games he played in and registered 51 tackles (31 solo), 8.0 sacks, two passes defended, one forced fumble and his first career interception.
- Selected to his fifth consecutive Pro Bowl.
- Started at strongside linebacker in the team's season opener at Chicago (9/9) and posted eight tackles (six solo), 2.0 sacks and 3.0 tackles for loss. He sacked Jay Cutler on the first play of the game and added his second of the contest in the third quarter. The multi-sack performance by Mathis was the 20th of his career and the first since a Dec. 22, 2011, meeting against Houston (2.0).
- Against the Vikings in Week 2 (9/16), compiled eight tackles (five solo) and 1.0 sack. His 3.0 sacks through the first two games of the season matched his career-best of 3.0 sacks which he totaled through Week 2 of the 2010 campaign.
- Compiled three tackles and recorded a sack and forced fumble when he brought down quarterback Blaine Gabbert against Jacksonville (9/23).
- Against Green Bay (10/7), finished with four tackles and 1.0 sack for a loss of six yards.
- In his first contest back from a three-game absence due to injury, recorded a sack of Dolphins quarterback Ryan Tannehill against Miami (11/4). With the sack, Mathis improved his consecutive games sack streak to eight, which tied a personal best. The streak dated back to a 2011 Week 15 meeting against Tennessee (12/18/11). In the eight-game sack streak, he totaled 10.0 sacks.
- Tallied three tackles and a sack against Buffalo (11/25). With the sack, Mathis topped 90.0 sacks for his career (90.5) and improved his season total to 7.0.
- Posted four tackles at Detroit (12/2), his first career interception and one pass defended in the team's victory.
- Recorded his team-leading eighth sack of the season when he dropped Texans quarterback Matt Schaub

for an eight-yard loss at Houston (12/16). Also added five tackles (four solo).

- Finished with six tackles (four solo) and 1.0 tackle for loss against Houston (12/30).
- Started at strongside linebacker in the team's AFC Wild Card Playoff loss at Baltimore (1/6/13) and tallied seven tackles (four solo) and the team's lone sack of the game. The sack was his sixth in nine career games against Baltimore (including the postseason) and improved his career postseason total to 4.5. Mathis also moved into a tie for sixth place in franchise history for the most postseason games played (16).

## 2011 (COLTS):

- Competed in all 16 contests (15 starts) and totaled 45 tackles, a team-leading 9.5 sacks, three forced fumbles, three fumble recoveries and one pass defended.
- Selected to his fourth consecutive Pro Bowl.
- Named AFC Defensive Player of the Week for his performance against Houston (12/22).
- Started in the season opener at Houston (9/11) and posted two tackles and the team's lone sack.
- Posted 1.0 sack, one forced fumble and one fumble recovery against Pittsburgh (9/25).
- Tallied four solo tackles and 1.0 sack at Tampa Bay (10/3).
- Led the defensive line with six tackles (two solo) while contributing with 1.0 sack against Jacksonville (11/13).
- Totaled four tackles and added 1.0 sack against Carolina (11/27).
- Notched two tackles and moved past the 80.0 career sack mark with his quarterback takedown of Matt Hasselbeck against Tennessee (12/18).
- Recorded 2.0 sacks and one fumble recovery against Houston (12/22), taking the team lead in sacks for the season. The game also marked his 19th career multiple-sack contest. For his efforts, he was named AFC Defensive Player of the Week.
- Logged 1.0 sack in the season finale at Jacksonville (1/1/12) and finished the season with a team-high 9.5.

## 2010 (COLTS):

- Started all 16 games at left defensive end and was only one-of-four defensive players to open every game.
- Earned his third consecutive Pro Bowl selection.
- Was named AFC Defensive Player of the Month for September with 11 tackles, 4.0 sacks and one forced fumble.
- Named to the PFW/PFWA All-AFC Team.
- Finished the season with 60 tackles (44 solo), 11.0 sacks, one forced fumble, one fumble recovery, one pass defended and 19 quarterback pressures.
- Tallied his fourth season with 10.0-plus sacks.
- Registered five tackles and 1.0 sack at Houston (9/12).
- Collared four tackles, 2.0 sacks and one forced fumble against the New York Giants (9/19).

- Tied a season-high with six tackles against Kansas City (10/10).
- Totaled five tackles and 1.5 sacks at Washington (10/17).
- Notched five tackles and 1.0 sack against Cincinnati (11/14).
- Had six tackles, 1.5 sacks and four quarterback pressures at Oakland (12/26).
- Started at left defensive end in the team's AFC Wild Card Playoff game against the New York Jets (1/8/11) and finished with two tackles.

## **2009 (COLTS):**

- Played in 14 games (nine starts), was inactive for one contest and active, but did not play in another.
- Earned his second consecutive Pro Bowl selection.
- Was named AFC Defensive Player of the Month for November with 16 tackles, 4.5 sacks and two forced fumbles.
- Finished the season with 39 tackles (29 solo), 9.5 sacks, five forced fumbles (tied for third in the NFL), two passes defended and 23 quarterback pressures.
- Totaled 1.0 sack and one forced fumble at Miami (9/21).
- Finished with four tackles, 1.0 sack and six quarterback pressures at Arizona (9/27).
- Had six tackles, 2.5 sacks and two forced fumbles against Seattle (10/4).
- Recorded four tackles, 2.0 sacks and one forced fumble against New England (11/15).
- Tallied four tackles against Baltimore (1/16/10) in the AFC Divisional Playoffs.
- Contributed with four stops against the New York Jets (1/24/10) in the AFC Championship Game.
- Started at defensive end against New Orleans in Super Bowl XLIV (2/7/10).

## **2008 (COLTS):**

- Competed in 15 games (two starts) at defensive end and finished the year with 56 tackles (42 solo), a team-leading 11.5 sacks, five forced fumbles, three fumble recoveries, three passes defended and 16 quarterback pressures. Was inactive for one contest against Tennessee (12/28).
- Earned his first career Pro Bowl selection and was named AFC Defensive Player of the Week for his performance against Cleveland (11/30).
- Was named to the PFW/PFWA All-AFC team.
- Totaled four multiple-sack games, including three consecutive at San Diego (11/23), at Cleveland (11/30) and against Cincinnati (12/7).
- His season sack total tied a career-high (2005) and was his third career 10.0-plus sack season (2004).
- Posted six tackles, 1.0 sack and one forced fumble against Chicago (9/7).
- Tallied one tackle, 1.0 sack, one forced fumble and one fumble recovery at Houston (10/5).
- Finished with nine tackles (eight solo), 3.0 sacks, one forced fumble and one fumble recovery against Baltimore (10/12).

- Had five solo tackles, 2.0 sacks and one forced fumble at San Diego (11/23).
- Registered 2.0 sacks and one fumble recovery, which was returned for a 37-yard touchdown at Cleveland (11/30). Passed Duane Bickett (50.0) for second place on the club's career sacks list and was named AFC Defensive Player of the Week for his efforts.
- Compiled nine tackles (six solo), 2.5 sacks and one forced fumble against Cincinnati (12/7).
- Was a reserve defensive end in the AFC Wild Card Playoff game at San Diego (1/3/09) and totaled four tackles (three solo), 2.0 sacks and three quarterback pressures.

## **2007 (COLTS):**

- Started in 12-of-13 games played at defensive end. Was inactive for the final three games of the season due to injury.
- Finished the year with 63 tackles (45 solo), 7.0 sacks, four forced fumbles, one fumble recovery and 17 quarterback pressures.
- Led the team in sacks and tied for the lead in forced fumbles while ranking second in pressures.
- Collared six tackles, 1.0 sack, one forced fumble and one fumble recovery against New Orleans (9/6).
- Tallied four tackles and 1.0 sack at Houston (9/23).
- Contributed with nine tackles (six solo) at Carolina (10/28).
- Recorded seven solo tackles and 2.0 sacks against New England (11/4).
- Totaled five tackles (four solo) and 1.0 sack at San Diego (11/11).
- Posted seven tackles (four solo), 1.0 sack and one forced fumble against Kansas City (11/18).
- Notched eight tackles (seven solo), 1.0 sack and one forced fumble against Jacksonville (12/2).
- Was a reserve defensive end against San Diego (1/13/08) in the AFC Divisional Playoffs.

## **2006 (COLTS):**

- Started all 16 games at left defensive end in his first full season as a starter. Finished the season with 90 tackles (76 solo), 9.5 sacks, four forced fumbles, two fumble recoveries, four passes defended and 22 quarterback pressures.
- Led the team in sacks while his tackle total ranked fourth and his solo stop total ranked second.
- Produced four multiple-sack games.
- Tallied five tackles and one fumble recovery at the New York Giants (9/10).
- Posted 10 tackles against Washington (10/22).
- Finished with three tackles and 2.0 sacks against Buffalo (11/12).
- Contributed with three tackles, 2.0 sacks, two forced fumbles and one fumble recovery against Philadelphia (11/26).
- Totaled four tackles, 0.5 sacks and one forced fumble against Kansas City (1/6/07) in the AFC Wild Card Playoff game.

- Collared three tackles, 1.0 sack, one forced fumble and one fumble recovery at Baltimore (1/13/07) in the AFC Divisional Playoffs.
- Notched four stops against New England (1/21/07) in the AFC Championship Game.
- Registered two tackles and one forced fumble vs. Chicago (2/4/07) in a Super Bowl XLI victory.

### 2005 (COLTS):

- Appeared in 13 games on the defensive line and special teams. Was inactive for the final three games of the season.
- Finished the year with 40 tackles (35 solo), 11.5 sacks, eight forced fumbles, 13 quarterback pressures, two passes defended and 29 special teams stops.
- Was named AFC Defensive Player of the Week for his performance at Houston (10/23).
- Led the team in sacks and forced fumbles.
- Opened the season with sacks in eight consecutive games, setting a then-club record, which also tied for the third-longest streak for consecutive games with a sack in NFL history (10, Simon Fletcher; nine, Bruce Smith; nine, Kevin Greene).
- Produced five solo tackles, 2.0 sacks and one forced fumble at San Francisco (10/9).
- Tallied 1.0 sack and a forced fumble at Baltimore (9/11) and against Jacksonville (9/18).
- Added 1.0 sack at Cincinnati (11/20) and against Tennessee (12/4).
- Saw action as a reserve defensive end and on special teams against Pittsburgh (1/15/06) in the AFC Divisional Playoffs and finished with one tackle, one pass defended and two special teams stops.

### 2004 (COLTS):

- Played in 16 games (one start) and totaled 35 tackles (27 solo), 10.5 sacks, six forced fumbles, three fumble recoveries and 17 quarterback pressures while adding 18 special teams tackles.
- Contributed with sacks in eight games.
- Along with teammate Dwight Freeney (16.0), produced the ninth and 10th double-digit sack season in club history and as a tandem recorded a sack total of 26.5, which topped the NFL.
- Tallied 1.0 sack against Green Bay (9/26), at Jacksonville (10/3), against Jacksonville (10/24), at Chicago (11/21) and at Houston (12/12).
- Posted 2.0 sacks against Oakland (10/10).
- Had 3.0 sacks and three forced fumbles against Houston (11/14).
- Was a reserve defensive lineman and special teamer in the team's AFC Wild Card Playoff game against Denver (1/9/05). Totaled two tackles and two special teams stops before leaving the game due to a knee injury.
- Was inactive for the AFC Divisional Playoff game at New England (1/16/05).

### 2003 (COLTS):

- Played in 16 games as a reserve defensive end and special teamer. Finished the year with 11 tackles (seven solo), 3.5 sacks, three forced fumbles, one fumble recovery, two passes defended and nine quarterback pressures while adding 17 special teams tackles.
- Named to the PFOW/PFWA NFL All-Rookie Team.
- Tallied two tackles, 2.0 sacks and one forced fumble against Tennessee (9/14).
- Contributed with half of a sack against the New York Jets (11/16).
- Recorded a forced fumble and a fumble recovery at Tennessee (12/7).
- Notched 1.0 sack against Atlanta (12/14).
- Totaled three tackles (two solo), five special teams stops and one pass defended in the playoffs.
- Was a reserve defensive end for the team's AFC Wild Card Playoff game against Denver (1/4/04), the AFC Divisional Playoffs at Kansas City (1/11/04) and the AFC Championship at New England (1/18/04).

### COLLEGE:

- A four-year player who started 39 games at defensive end at Alabama A&M.
- Totaled 221 career tackles, 44.0 sacks, 20 forced fumbles and five fumble recoveries.
- Started 12 games as a senior and registered an NCAA 1-AA record with 20.0 sacks. Also added 58 tackles, 10 forced fumbles, eight passes defended, 30.0 tackles for loss and seven quarterback pressures.
- Notched 5.0 sacks against Prairie View A&M.
- Was a preseason All-SWAC pick as a junior and led the conference with 9.0 sacks.
- Led the conference with 13.0 sacks as a sophomore.
- Holds a degree in physical education.

### PERSONAL:

- Attended McNair High School in Gresham Park, Ga.
- Assisted the Indianapolis Public Schools Foundation with its annual "Food 4 Thought" fundraiser.
- Hosted a fundraiser for the Boys and Girls Club of Huntsville, Ala.
- Has contributed over \$7,000 to college and high school sports programs.
- Hosts the Caroline Symmes Celebrity Softball Challenge at Victory Field, which benefits the Indiana Children's Wish Fund.
- Sponsors a ticket block to provide Colts tickets to underserved youth.
- Assisted Trinity House by purchasing Christmas gifts for young men in foster care.
- Spoke to kids at McNair High School and presented a golden football as part of the Super Bowl Honor Roll.
- Assisted with Cory Redding's holiday shopping event in 2013.
- Member of Omega Psi Phi.
- Born in Atlanta.

## GETTING TO KNOW ROBERT MATHIS

**Favorite team and/or athlete outside of football:**

Atlanta Braves and Indiana Pacers

**Favorite musician and/or song:** Musician – Ron Isley. Song – “Motivation” by T.I.

**What is something interesting about you that**

**most people may not know:** I am a jokester

**Favorite food:** Soul food

**Favorite vacation spot:** Anywhere with a nice beach

**If you could have lunch with three people,**

**living or dead, who would they be:** My grandmother, my mom and Barack Obama

**Favorite movie:** *Life*

**What's the one thing you couldn't live without:**

Family

2016 GAME-BY-GAME STATISTICS

Date/Opp.	GP	GS	Solo	Asst.	Total	Sacks	PD	FF	FR	INT	Yds	Avg.	LG	TD
9/11 vs. DET	1	1	2	0	2	0.0	0	0	0	0	0	0.0	0	0
9/18 @ DEN	1	1	3	2	5	0.0	0	0	0	0	0	0.0	0	0
9/25 vs. SD	1	1	0	0	0	0.0	0	0	0	0	0	0.0	0	0
10/2 @ JAX (UK)	1	1	2	1	3	0.0	0	0	0	0	0	0.0	0	0
10/9 vs. CHI	1	1	0	0	0	0.0	0	0	0	0	0	0.0	0	0
10/16 @ HOU	1	1	1	1	2	1.0	0	1	0	0	0	0.0	0	0
10/23 @ TEN	1	1	2	0	2	0.0	0	0	1	0	0	0.0	0	0
10/30 vs. KC	1	1	3	2	5	1.0	0	0	0	0	0	0.0	0	0
11/6 @ GB	1	1	0	0	0	0.0	0	0	0	0	0	0.0	0	0
11/20 vs. TEN	1	1	1	0	1	1.0	0	0	0	0	0	0.0	0	0
11/24 vs. PIT	1	1	0	1	1	0.0	0	0	0	0	0	0.0	0	0
12/5 @ NYJ	INACTIVE													
12/11 vs. HOU	INACTIVE													
12/18 @ MIN	1	0	1	0	1	1.0	0	1	0	0	0	0.0	0	0
12/24 @ OAK														
1/1 vs. JAX														
2016 TOTALS	12	11	15	7	22	4.0	0	2	1	0	0	0.0	0	0

CAREER REGULAR SEASON STATISTICS

Year	GP	GS	Solo	Asst.	Total	Sacks	PD	FF	FR	INT	Yds	Avg.	LG	TD
2016 IND	12	11	15	7	22	4.0	0	2	1	0	0	0.0	0	0
2015 IND	15	10	19	5	24	7.0	0	1	1	0	0	0.0	0	0
2014 IND	RESERVE/NON-FOOTBALL INJURY													
2013 IND	16	16	54	11	65	19.5	1	8	0	0	0	0.0	0	0
2012 IND	12	12	31	20	51	8.0	2	1	0	1	1	1.0	1	0
2011 IND	16	15	29	16	45	9.5	1	3	3	0	0	0.0	0	0
2010 IND	16	16	44	16	60	11.0	1	1	1	0	0	0.0	0	0
2009 IND	14	9	29	10	39	9.5	2	5	0	0	0	0.0	0	0
2008 IND	15	2	42	14	56	11.5	3	5	3	0	0	0.0	0	0
2007 IND	13	12	45	18	63	7.0	0	4	1	0	0	0.0	0	0
2006 IND	16	16	76	14	90	9.5	4	4	2	0	0	0.0	0	0
2005 IND	13	0	35	5	40	11.5	2	8	0	0	0	0.0	0	0
2004 IND	16	1	27	8	35	10.5	0	6	3	0	0	0.0	0	0
2003 IND	16	0	7	4	11	3.5	2	3	1	0	0	0.0	0	0
TOTAL	190	120	453	148	601	122.0	18	51	16	1	1	1.0	1	0

CAREER POSTSEASON STATISTICS

Year	GP	GS	Solo	Asst.	Total	Sacks	PD	FF	FR	INT	Yds	Avg.	LG	TD
2014 IND	RESERVE/NON-FOOTBALL INJURY													
2013 IND	2	2	5	3	8	2.0	0	2	0	0	0	0.0	0	0
2012 IND	1	1	4	3	7	1.0	0	0	0	0	0	0.0	0	0
2010 IND	1	1	2	0	2	0.0	0	0	0	0	0	0.0	0	0
2009 IND	3	3	5	3	8	0.0	0	0	0	0	0	0.0	0	0
2008 IND	1	0	3	1	4	2.0	0	0	0	0	0	0.0	0	0
2007 IND	1	0	0	0	0	0.0	0	0	0	0	0	0.0	0	0
2006 IND	4	4	8	5	13	1.5	0	3	1	0	0	0.0	0	0
2005 IND	1	0	1	0	1	0.0	1	0	0	0	0	0.0	0	0
2004 IND	1	0	2	0	2	0.0	0	0	0	0	0	0.0	0	0
2003 IND	3	0	2	1	3	0.0	1	0	0	0	0	0.0	0	0
TOTAL	18	11	32	16	48	6.5	2	5	1	0	0	0.0	0	0

**SPECIAL TEAMS TACKLES:** 15 (2006 - 6, 2005 - 2, 2004 - 2, 2003 - 5)

**ADDITIONAL STATISTICS:** Recovered a fumble and returned it for a touchdown at Cleveland (11/30/06).

Recovered a fumble in the end zone for a touchdown at Jacksonville (12/13/15).

Recovered a fumble and returned it for a touchdown at Tennessee (10/23/16).

# 1

## P

# PAT McAfee



PRO BOWL  
1 (2014)



6-1 • 233 • WEST VIRGINIA

NFL EXP: 8 (8th Year with Colts)

HOW ACQUIRED: D7 – 2009 (222nd overall)

BORN: 5/2/87

GP/GS (POSTSEASON): 125/0 (10/0)

### CAREER TRANSACTIONS:

- Selected by the Colts in the seventh round (222nd overall) of the 2009 NFL Draft.

### PRO CAREER:

- Was selected to his first career Pro Bowl in 2014.
- Was named to the 2014 Associated Press NFL All-Pro Team. Joined Adam Vinatieri as just the fourth punter-kicker duo from the same team to both earn recognition in the same season.
- Named to the 2014 PFWA All-NFL Team.
- Was named a finalist for the 5th Annual NFL Salute to Service Award (2015), which recognizes their efforts to honor and support members of the military community.
- Holds Colts career records in kickoffs (635), kickoff touchbacks (344), punting gross average (46.3) and punting net average (39.8).
- Ranks fourth in franchise history in career punts (569) and punting yards (26,366) and third in punts inside the 20 (191).
- Set a franchise record for the most career games with a 50.0-plus average (21), surpassing Rohn Stark's previous record of 15. Also set the team record for the most career games with a 40.0-plus average.
- His 87.0 touchback percentage in 2015 is the highest mark for a single season dating back to 1970. The team's 156 kickoff return yards allowed in 2015 also set an NFL record surpassing the Brooklyn Dodgers (225 yards allowed in 1943).
- In 2014, set franchise single-season records with a 42.8 net punting average, 30 punts pinned inside the 20-yard line and 70 kickoff touchbacks.
- Set a Colts single-game record with eight kickoff touchbacks against Jacksonville in Week 3 of 2014.
- Recorded the longest punt in Colts postseason history with a 68-yard kick in an AFC Wild Card Playoff win against Cincinnati on Jan. 4, 2015.
- In 2012, set franchise single-season records for gross punting average (48.2) and games averaging 50-plus gross yards per punt (five).
- Holds the NFL postseason record for gross punting average with a 46.9 mark and ranks seventh in net average (39.2).
- Holds the NFL record for the highest career punting

### SINGLE-GAME HIGHS

**PUNTS: 10 vs. NO** (10/25/15)

**YARDS: 517 vs. NO** (10/25/15)

**GROSS AVG: 63.3 (3 punts) vs. CHI** (10/9/16)

**NET AVG: 56.7 (3 punts) vs. CHI** (10/9/16)

**LG: 74 vs. CHI** (10/9/16)

**IN20: 6 vs. DEN** (10/20/13)

**KO: 9, two times** (Last: at NYG 11/3/14)

**KO TB: 8 at JAX** (9/21/14)

average (46.9) in the NFL postseason (minimum 25 punts).

- Named to the PFW/PFWA and *Sporting News* NFL All-Rookie Teams in 2009.
- Was named AFC Special Teams Player of the Month in September of 2014 and was honored as AFC Special Teams Player of the Week after his performance against the Houston Texans (Week 6) on Oct. 9, 2014 and at the Tennessee Titans (Week 3) on Sept. 27, 2015.
- Was named the team's 2014 Man of the Year and a Byron "Whizzer" White Award nominee.

### 2016 (COLTS):

- In a Week 1 loss against Detroit (9/11), totaled four punts for a 48.8 average with one punt pinned inside the 20-yard line and a long kick of 52 yards. Also contributed with six kickoff touchbacks.
- Posted four punts for a 56.5 average with a long kick of 72 yards in a Week 2 loss at Denver (9/18) and added five kickoff touchbacks. Recorded a new career-long punt with his 72-yard kick in the first quarter. The punt topped his previous long of 66 yards, which he originally set on Oct. 3, 2010 at Jacksonville.
- In a Week 3 win against San Diego (9/25), totaled three punts for a 40.3 average with three kicks pinned inside the 20-yard line. Also added three kickoff touchbacks.
- Logged three kicks for a 49.7 average with a long punt of 54 yards. In addition, he added two kickoff touchbacks. With a punting average of 49.7, tied David Lee (96) for the second most games with a 40.0-plus average in Colts history.
- In a Week 5 victory against Chicago (10/9) logged three kicks for a 63.3 average (56.7 net) and two

punts pinned inside the 20-yard line. In addition, he added five kickoff touchbacks. His 63.3 gross punting average and 56.7 net punting average were both single-game career highs. His 63.3 gross average is a new team record (minimum of three kicks). With an average of 63.3 yards, he passed David Lee (96) for the second most games with a 40.0-plus average in Colts history. Registered a 74-yard punt in the fourth quarter, which was the longest of his career and the second longest in team history (David Lee, 76 at the New York Giants on 10/17/71).

- Logged five punts for a 45.4 average and three kicks pinned inside the 20-yard line in a Week 6 loss at Houston (10/16). In addition, he added five kickoff touchbacks. With 227 punting yards, reached 25,000 for his career and became the fourth punter in team history to reach that plateau. He also passed Hunter Smith (25,040) for third-most in Colts history.
- In a Week 7 win at Tennessee (10/23), notched four punts for a 51.0 average with a long kick of 60 yards. He also added five kickoff touchbacks. Following a Colts touchdown in the second quarter, running back Josh Ferguson recovered a McAfee onside kick, which led to a Colts field goal.
- Recorded seven punts for a 49.6 average and one kick pinned inside the 20-yard line in a Week 8 loss against Kansas City. He also contributed with two touchbacks. With a 49.6 average, he totaled his 100th career game with a 40.0-plus punting average, which ranks second in team history.
- Totaled four punts for a 55.5 average and a 48.5 net in a Week 9 win at Green Bay (11/6). He contributed with a long kick of 67 yards and three kickoff touchbacks.
- In a Week 11 victory against Tennessee (11/20), recorded three punts for a 44.0 average (43.7 net) and pinned two kicks inside the 20-yard line.
- Recorded two kicks for a 46.0 average and added one kickoff touchback in a Week 12 loss against Pittsburgh (11/24). Completed his first career pass on a fake punt when he threw a 35-yard strike to tight end Erik Swoope. The fake gave the Colts possession at the Steelers eight-yard line and led to an Indianapolis touchdown.
- In a Week 13 victory at the New York Jets (12/5), recorded two punts for a 47.5 average with a long kick of 51 yards. Also tallied two kickoff touchbacks.

- Logged two punts for a 40.5 average with a long kick of 49 yards in a Week 14 loss against Houston (12/11).
- In a Week 15 victory at Minnesota (12/18), finished with three punts for a 42.3 average with two kicks pinned inside the 20-yard line. Also added two kickoff touchbacks.

## 2015 (COLTS):

- In 16 games, recorded 85 punts for 4,052 yards, a 47.7 average (41.7 net) with a long kick of 63 yards and 28 punts pinned inside the 20-yard line. Also contributed with 74 kickoffs and 67 kickoff touchbacks.
- His 47.7 punting average was a team record and ranked second in the NFL while his 41.7 net average ranked fifth.
  - His 87.0 touchback percentage is the highest mark for a single season dating back to 1970. The team's 156 kickoff return yards allowed also set an NFL record



surpassing the Brooklyn Dodgers (225 yards allowed in 1943).

- In a Week 3 win at Tennessee (9/27), totaled five punts for a 49.8 average with a long kick of 54 yards and one punt pinned inside the 20-yard line. Also contributed with six kickoff touchbacks and converted a fake punt into a first down in the third quarter, picking up 18 yards. Was named AFC Special Teams Player of the Week for his performance.
- In a Week 5 win at Houston (10/8), totaled three punts for a 49.0 average, including two pinned inside the 20-yard line and a long kick of 53 yards. He also added six kickoff touchbacks appearing in his 100th career game.
  - Set career highs with 10 punts and 517 punting yards in a Week loss against New Orleans (10/25). He averaged 51.7 yards (45.3 net) and contributed with one punt pinned inside the 20-yard line. Registered long punts of 60 and 61 yards. With a 51.7 average, tied Rohn Stark's franchise record of 15 career games with a 50.0-plus punting average.
- Recorded six punts for a 48.7 average with a long kick of 53 yards and two punts pinned inside the 20-yard line in a Week 8 overtime loss at Carolina (11/2). Also contributed with four kickoff touchbacks



and one special teams tackle.

- Totaled five punts for a 52.0 average and a 47.8 net in a Week 11 win at Atlanta (11/22). His performance included a long kick of 60 yards and two punts pinned inside the 20-yard line. Donte Moncrief downed one of the punts at the Falcons one-yard line in the fourth quarter and D'Qwell Jackson recorded an interception return for a touchdown on the ensuing play. With his 52.0 punting average, set a new franchise record for the most career games with a 50.0-plus average (16), surpassing Rohn Stark's previous record of 15.
- In a Week 12 victory against Tampa Bay (11/29), notched three punts for a 52.0 avg. (49.7 net) with a long kick of 57 yards and two punts pinned inside the 20-yard line. Also contributed with seven kickoff touchbacks.
- Finished with seven punts for a 41.1 average and five kicks pinned inside the 20-yard line in a Week 15 loss against Houston (12/20). With a 41.1 average, he passed Hunter Smith (89) for the third-most career games with a 40.0-plus punting average in franchise history. Also contributed with three kickoff touchbacks.
- In a Week 16 win at Miami (12/27), totaled five punts for a 51.0 avg. (44.0 net) with a long kick of 63 yards and one punt pinned inside the 20-yard line. It was his fourth game this season with a 50.0-plus punting average as he increased his career franchise record to 18 such games.

#### **2014 (COLTS):**

- Totaled 69 punts for 3,221 yards and a 46.7 gross average (42.8 net average) while adding 30 punts pinned inside the 20-yard line and a long kick of 61 yards. Also contributed with 90 kickoffs and three special teams tackles.
- In three postseason games, finished with 13 punts for a 47.9 gross average with one kick pinned inside the 20-yard line.
- Was named to the Associated Press NFL All-Pro team, and was voted to his first career Pro Bowl.
- Was named AFC Special Teams Player of the Month (September) after leading the NFL in net punting average (45.6) and ranking third in gross punting average (49.6). Posted a league-high 24 touchbacks on kickoffs and converted two onside kicks in the month. Also earned AFC Special Teams Player of the Week (Week 6) honors.
- Was named the team's 2014 Man of the Year.
- Set franchise single-season records with a 42.8 net punting average, 30 punts pinned inside the 20-yard line and 70 kickoff touchbacks.
- In the Week 1 regular season opener at Denver (9/7), totaled four punts for a 49.8 average with a long kick of 59 yards. Also served as the holder for Adam Vinatieri's 25-yard field goal and three extra points. Added four touchbacks on kickoffs and converted an onside kick.
- Registered four punts for a 55.3 average in a Week

#### **QUICK HITS**

McAfee was named to the 2014 Associated Press NFL All-Pro Team and joined Adam Vinatieri as just the fourth punter-kicker duo from the same team to both earn recognition in the same season.

McAfee ranks first in NFL postseason history in career punting average (46.9) and seventh in net average (39.2) with minimum of 25 punts. He also holds the team record for the longest punt in a postseason game with a 68-yard kick in Indianapolis' AFC Wild Card Playoff win against Cincinnati on January 4, 2015.

In 2014, McAfee converted an NFL-high 3-of-3 onside kicks, including a recovery of his own in a win at Houston on Oct. 9. The last time the Colts were able to convert three onside kicks in the same season was in 1997.

- 2 meeting against Philadelphia (9/15), which was the third-best mark of his career (55.4 vs. Kansas City, 10/9/11). Pinned one punt inside the 20-yard line and added a long kick of 61 yards.
- In a Week 3 victory at Jacksonville (9/21) set a franchise single-game record with eight kickoff touchbacks. Netted two punts for a 53.5-yard average and pinned both kicks inside the 20-yard line. Served as the holder for Adam Vinatieri's three field goals and five extra points.
- Notched four punts for a 42.0 average, pinned three kicks inside the 20-yard line and added a long punt of 60 yards in a Week 4 win against Tennessee (9/28). Also contributed with seven kickoff touchbacks and held for Adam Vinatieri's two field goals and five extra points. Converted his second onside kick of the season.
- In a 33-28 victory at Houston (10/9), contributed with four punts for a 39.8 average, pinned three punts inside the 20-yard line and contributed with a long kick of 44 yards. On the three punts pinned inside the 20, Houston punted and fumbled twice on its three offensive possessions after obtaining the ball. Successfully recovered his own onside kick in the first quarter, which led to a Colts touchdown on the ensuing drive. The swing in momentum helped the Colts to a 24-0 first quarter lead. The team's 24 points in the opening quarter were the most dating back to 1958. It was the third onside kick attempt and recovery for Indianapolis during the season.
- Totaled three punts for a 51.0 average with a long kick of 59 yards in a Week 8 loss at Pittsburgh (10/26). Added five kickoff touchbacks and held for Adam Vinatieri's two field goals and four extra point conversions.
- Finished with six punts for a 40.0 average with a long kick of 52 yards and three punts pinned inside the 20-yard line in a Week 9 win at the New York Giants (11/3). Added five touchbacks on kickoffs.



- In a Week 11 loss against New England (11/16), netted three punts for a single-game career high 56.7 yard average, with two pinned inside the 20-yard line and a long kick of 58 yards. Also recorded four touchbacks on kickoffs. Tied Hunter Smith for the second-most games totaling a 50.0-plus punting average in team history with 14.
- Logged three punts for a 46.0 average, one pinned inside the 20-yard line and a long kick of 58 yards in a Week 13 win against Washington (11/30). Added seven kickoff touchbacks and served as the holder for Adam Vinatieri's single-game career-high seven extra points.
- Tallied seven punts for a 46.4 average, pinned four kicks inside the 20-yard line and contributed with a long punt of 59 yards in a Week 15 win against Houston (12/14). Also recorded three kickoff touchbacks.
- Notched five punts for a 46.4 average and recorded a long kick of 61 yards in a Week 16 loss at Dallas (12/21). Also contributed with one kickoff touchback.
- In a Week 17 victory at Tennessee (12/28), totaled five punts for a 40.6 average and pinned three kicks inside the 20-yard line. He also added one kickoff touchback. On his first punt of the game in the first quarter, he set a new franchise single-season record for punts pinned inside the 20-yard line with 28. Finished the game with three and improved his total to 30 for the season. Set a new single-season franchise record for net punting average with a 42.8 mark. He surpassed his previous team record of 40.3, which he set in 2012.
- In the team's AFC Wild Card Playoff victory against Cincinnati (1/4/15), totaled four punts for a 51.5 average and a long kick of 68 yards. He also contributed with four kickoff touchbacks. Logged punts of 59, 68, 40 and 39 yards. With his 68-yard punt in the third quarter, established a new career-long (regular season and postseason), which was also the longest punt in Colts postseason history. His 51.5 punting average is the third-best for a postseason game in Colts history.
- Totaled four punts for a 42.3 average with a long kick of 46 yards and one pinned inside the 20-yard line in the team's AFC Divisional Playoff win at Denver (1/11/15). Added five kickoff touchbacks.
- Contributed with five punts for a 49.6 average with a long punt of 58 yards in an AFC Championship Game loss at New England (1/18/15).

### 2013 (COLTS):

- In 16 games, totaled 76 punts for 3,499 yards (46.0 avg.), a net average of 38.5, a long kick of 65 yards and 27 punts pinned inside the 20-yard line. Also contributed with 41 touchbacks on 86 kickoffs and four special teams tackles.
- Notched four punts for a 51.5 average and a long kick of 60 yards against Miami (9/15) in Week 2. Also pinned one punt inside the 20-yard line. It marked his 10th career game averaging 50.0-plus gross yards per punt.
- In a Week 3 victory at San Francisco (9/22), totaled four punts for a 48.0 average while pinning three kicks inside the 20-yard line. Also added a long punt of 52 yards and contributed with three touchbacks on kickoffs.
- Compiled three punts for a 46.0 average and a long kick of 60 yards in Week 4 at Jacksonville (9/29). Added four touchbacks on eight kickoffs and was the holder for Adam Vinatieri's three field goals and four extra points.
- Totaled three punts for a 46.5 average and had one kick blocked in a Week 5 victory against Seattle (10/6). Added eight kickoffs, six of which went for touchbacks. Handled holding duties for kicker Adam Vinatieri to split the uprights on two field goals and two extra points.
- Finished a Week 7 victory against Denver (10/20) with nine punts for a 48.9 average and added four touchbacks on kickoffs. Set a franchise single-game record with six punts pinned inside the 20-yard line besting Rohn Stark's previous mark of five, which he set on Nov. 11, 1990 at New England. Made a touchdown-saving tackle when he took down Broncos returner Trindon Holliday on a kickoff return in the first quarter.
- Logged six punts for a 49.7 average, including a long kick of 58 yards in a Week 10 loss against St. Louis (11/10). Also added two kickoffs, one of which went for a touchback.
- In a Week 13 win against Tennessee (12/1), tallied five punts for a 45.4 average, pinned one kick inside the 20-yard line and also added a 60-yard punt. Contributed with six kickoffs, which included three touchbacks and served as the holder for Adam Vinatieri's five field goals and one extra point.
- Registered seven punts for a 47.6 average, downed four kicks inside the 20-yard line and recorded a long punt of 55 yards in a Week 14 loss at Cincinnati (12/8). Also contributed with one touchback on a kickoff and one special teams tackle.
- Finished with four punts for a 50.3 average and one kick pinned inside the 20-yard line in a Week 16 win at Kansas City (12/22). Added five kickoffs and one touchback, while holding for kicker Adam Vinatieri to convert 3-of-4 field goal attempts and two PATs. Also tallied one special teams tackle.
- Tallied five punts for a 47.4 average while contributing with a long kick of 65 yards and three punts pinned inside the 20-yard line in a Week 17 win against Jacksonville (12/29). Set a franchise single season record with his 27th punt pinned inside the 20. Also contributed with three touchbacks on six kickoffs.
- In the team's AFC Wild Card victory against Kansas City (1/4/14), notched one punt for 51 yards and added one touchback on seven kickoffs. Also held for kicker Adam Vinatieri to convert one field goal and six extra points.
- Recorded five punts for a 51.8 average and a long

kick of 58 yards in the team's AFC Divisional Playoff loss at New England (1/11/14). With five punts, passed Chris Gardocki (23) for the third-most punts in Colts postseason history. With five kickoffs, passed Adam Vinatieri (36) for the most kickoffs in Colts postseason history.

## 2012 (COLTS):

- Set franchise single-season records for gross punting average (48.2) and games averaging 50-plus gross yards per punt (five) while tying the records for punts inside the 20 (26) and kickoff touchbacks (45). Also compiled a 40.3 net punting average.
- Tied for third on the team with nine special teams tackles (five solo).
- In a Week 1 meeting at Chicago (9/9), recorded a long punt of 63 yards, which is tied for the fifth-longest of his career and the longest since a 64-yard kick against Kansas City (10/9/11).
- Recorded 268 punt yards against Minnesota (9/16) and became the fifth Colts punter all-time with 10,000 punting yards. Registered a 64-yard punt, which tied for the third-longest of his career (10/9/11 vs. Kansas City, 64).
- Totaled four punts for a 53.3-yard average and a net of 49.8 against Tennessee (12/9). He pinned two punts inside the 20 to pass Chris Gardocki (80) for the third-most in Colts history.
- Totaled five punts for 242 yards and a 48.4-yard average at Houston (12/16). Passed Chris Gardocki (277) for the fourth-most punts in Colts history and also passed Gardocki for the fourth-most punting yards in team history.
- Totaled five punts for 230 yards and a 46.0-yard average against Houston (12/30) while adding one touchback. Became the career franchise leader in punting average and net average.
- Notched four punts for a 48.5 average and a long kick of 53 yards in the team's AFC Wild Card Playoff loss at Baltimore (1/6/13). Also added one kickoff touchback.

## 2011 (COLTS):

- Set a then-franchise-record with a 46.6 gross punting average and logged the club's third-best net average for a single season with a 39.2 mark.
- Finished the year with 88 punts for a 46.6 average and 63 kickoffs, 41 of which went for touchbacks.
- Contributed with 21 punts inside the 20 and recorded a long kick of 64 yards.
- Ranked second in the NFL with a 68.3 touchback percentage.
- Totaled a season-best of five touchbacks and tied a single-game record on four occasions (vs. Pittsburgh, 9/25; vs. Kansas City, 10/9; vs. Tennessee, 12/18 and vs. Houston, 12/22).
- Tied for the team lead with eight special teams tackles.
- Posted six punts for a 46.8 average and a long kick

of 57 yards in the season opener at Houston (9/11).

- Registered five touchbacks on kickoffs and seven punts for a 44.4 average against Pittsburgh (9/25).
- Totaled five punts for a 55.4 average, a net of 47.6, which included the second-longest punt of his career with a 64-yard kick against Kansas City (10/9). Also had five touchbacks on kickoffs.
- Netted six punts for a 44.8 average with two dropped inside the 20 at Tennessee (10/30). Recorded touchbacks on all three of his kickoffs and added one special teams tackle.
- Amassed seven punts for a 45.9 average and dropped one kick inside the 20 vs. Tennessee (12/18). Connected on a 60-yard punt.

## 2010 (COLTS):

- Appeared in 15 games while handling punting, kickoff and holding duties. Was placed on the Reserve/Suspended List against Houston (11/1).
- Totaled 65 punts for a 42.0 average, a 35.4 net average and a 21:7 ratio of kicks inside the 20 to touchbacks.
- Finished with 16 touchbacks on kickoffs and four special teams tackles.
- Had eight games with a 40.0-plus average (min. three punts).
- Tallied five punts for a 41.0 average with three inside the 20 against the New York Giants (9/19) and had five touchbacks on kickoffs to tie teammate Adam Vinatieri for the most in team history in one game since 1970 (at Denver on 10/29/06).
- Recorded six punts for a 47.8 average and totaled six touchbacks on kickoffs, which set the club record for the most in a single game since 1970 at Denver (9/26).
- Contributed with two punts for a 55.5 average at Jacksonville (10/3), with a career-best 66-yarder.
- Posted seven kicks for a 41.3 average with three kicks inside the 20 against Cincinnati (11/14).
- Registered four punts for a 38.3 average with one inside the 20 in the team's AFC Wild Card Playoff game against the New York Jets (1/8/11).

## 2009 (COLTS):

- Saw action in 16 games, while performing punting, kickoff and holding duties.
- For the season, recorded 64 punts for a 44.3 average with a 37.8 net average. Had a 21:6 ratio of kicks inside the 20 to touchbacks.
- Had four special teams tackles and 21 touchbacks.
- Was named to the PFW/PFWA and *Sporting News* NFL All-Rookie Teams.
- His 2,837 punting yards was a rookie franchise record and his 64 punts ranked second by a rookie in club annals (72, Cotton Davidson in 1954). His 44.3 punt average marked the third-highest by a rookie in franchise history.
- Totaled 11 games with a 40.0-plus punt average, which ranked tied for eighth in club history for a

single season (min. of three punts).

- Made his NFL debut against Jacksonville (9/13) and notched two punts for a 44.0 average, with both kicks landing inside the 10 and one being downed at the one-yard line.
- Contributed with seven punts for a 46.3 average and a career-long of 60 yards against San Francisco (11/1).
- Finished with seven punts for a 48.4 average and one inside the 20 against New England (11/15). His 339 punt yards ranked fifth by a rookie punter in club annals.
- Recorded two kicks for a 52.5 average, a long of 59 yards and one downed inside the 20 at Houston (11/29). Also added three touchbacks on kickoffs.
- Registered six punts for a 46.2 average with one downed inside the 20 against the New York Jets (12/27). Also had three touchbacks on kickoffs.
- Posted six punts for a 45.8 average with one downed inside the 20 against Baltimore (1/16/10) in the AFC Divisional Playoffs.
- Had four punts for a 46.3 average with two downed inside the 20 against the New York Jets (1/24/10) in the AFC Championship Game.
- Totaled two punts for a 45.0 average against New Orleans (2/7/10) in Super Bowl XLIV.

## COLLEGE:

- Four-year player who appeared in 51 career games for West Virginia. Totaled 126 career punts for a 43.7 average with a career-long kick of 75 yards.
- Tallied 35 punts of 50-plus yards and 46 kicks downed inside the 20.
- Converted 58-of-79 field goals (73.4 percent) with a long of 52 yards while splitting the uprights on 210-of-212 extra points for 384 total points.
- Had 57 career touchbacks on kickoffs and set the school record for the most games played.
- Following graduation, was the school's all-time leading scorer, all-time scoring leader by a kicker and all-time extra points leader.
- Ranked second in career punting average and second in field goals made.
- Set the Big East record for the most extra points made and ranked second on the conference's all-time scoring list, second in punting average and third in field goals made.
- Appeared in 13 games as a senior and totaled 62 punts for a 44.7 average with a long of 65 yards and 25 kicks downed inside the 20.
- Converted 17-of-20 field goals with a long kick of 52 yards and 36 extra points for 87 total points.
- Was one-of-two players in the NCAA with multiple 50-plus-yard field goals.
- As a junior, was a second-team All-Big East choice and a Lou Groza Award semi-finalist.
- Majored in communications.

## PERSONAL:

- Attended Plum (Pa.) High School.
- Was a first-team all-conference choice and was the No. 1 rated kicker in the nation by *Scout.com*.
- In 2003, was the punt, pass and kick champion.
- Was a three-year first-team All-WPIAL selection in soccer.
- Was an honor roll student.
- Was named a finalist for the 5th Annual NFL Salute to Service Award (2015), which recognizes their efforts to honor and support members of the military community. Was also the team's nominee in 2014.
- Hosted his first ever comedy show, Pat McAfee: Uncaged in July of 2015. Tickets to the first show sold out within minutes leading to the addition of a second show. Has hosted several other shows, including his I-69 Tour and "Cracking Up for Kokomo!" which was a show to raise money for the United Way of Howard County and Kokomo tornado relief.
- Established the Pat McAfee Foundation to provide scholarship assistance to the sons and daughters of U.S. Military Personnel. The foundation's website is [www.thepatmcafeefoundation.org](http://www.thepatmcafeefoundation.org).
- The Pat McAfee Foundation has provided more than \$225,000 in scholarships over the past three years.
- In 2016, created a T-shirt company, ShirtsForAmerica.com, with proceeds benefitting The Pat McAfee Foundation and Wish for Our Heroes. ShirtsForAmerica.com also sponsored IndyCar Series driver and Noblesville, Ind., native Conor Daly in the 100th Running of the Indianapolis 500.
- Hosted his Red, White and Boomstick Gala, which raises funds for the Pat McAfee Foundation.
- Celebrated the USO's 75th anniversary and the 50th anniversary between the organization and the NFL when he traveled to Japan to visit servicemen and women.
- Donated \$45,000 to local Northwest High School in central Indiana to help rebuild their football program.
- Aided tornado victims in Indiana by hosting a Twitterthon, which raised more than \$40,000 in a 48-hour period.
- Donated \$25,000 at the 2016 ChuckStrong Gala for cancer research at the IU/Simon Cancer Center.
- As part of Wish For Our Heroes, donated \$15,000 each to two military families who lost their home in a fire in 2015. Also donated \$7,000 for another military member who lost her house in a fire.
- Donated \$25,000 for Wish For Our Heroes at the 2015 annual holiday gala.
- In connection with Wish For Our Heroes, donated \$10,000 to an active military member to furnish a new apartment in 2015.
- Donated \$10,000 to a military family and paid six months of their bills at the Wish For Our Heroes Halloween fundraiser.
- Partnered with Indianapolis Power & Light to reset power bills to \$0 for 58 needy families (\$12,000

- total). Did the same in 2016 for 115 IPL customers.
- Helped struggling heroes for the holidays and gave \$25,000 to 14 military families in need.
  - When learning about his high school's faulty weight room, gifted \$40,000 to build a new one.
  - In 2013 at the November 10 "Salute to Service" game in Indianapolis, had yet another surprise in store in support of the U.S. Armed Forces when he reunited a military husband with his wife and two sons and donated a new Toyota SUV to the family.
  - Donated a personal dining experience, "Pancakes with Pat" to a group of four who made a significant donation to Indy Honor Flight.
  - Was a guest speaker at the 205th Infantry Brigade Ball.
  - Visited Camp Atterbury to provide moral support to soldiers who are about to be deployed overseas.
  - Initiated and funded the #ThankAHero Campaign and refurbished the house of a Purple Heart recipient.
  - In 2015, met with each WFOH veteran as part of Armed Forces Day at training camp.
  - Participates in the Community Ticket Block program and has sent more than 600 local Hoosier troops to a Colts game.
  - Supported Breast Cancer Awareness Month by participating in the Colts Pamper Her Pink program.
  - Supported The Relay for Life through the local The Relay For Life of Brownsburg, Ind.
  - Serves as the team's representative on United Way's TEAM NFL initiative. Through this campaign,

Pat supports "Live United", as well as a healthy and active lifestyle with the United Way of Central Indiana.

- Has served as a player representative for Hometown Huddle in partnership with the United Way.
- Was a speaker at the United Way Breakfast of Champions in 2015.
- Flew in the green flag for the 2015 Indianapolis 500 on an IU Health helicopter.
- Participated in Lawrence North High School's half-court shooting contest for leukemia research and donated \$4,000 to the student fund.
- Distributed backpacks to foster children at the 2015 Books for Youth event at North Central High School.
- Hosted the Night of Shining Stars event presented by the Foyt family, which benefitted the Indiana Children's Wish Fund.
- Volunteers his time to boost morale of sick children and families at local hospitals.
- Was a guest speaker at the American Heart Association AHA Leadership Breakfast in 2015.
- Was the 2013 Bleed Blue Blood Drive spokesperson and featured player.
- Born in Plum, Pa.

## GETTING TO KNOW PAT McAfee

### Favorite team and/or athlete outside of football:

The United States Military...every member current and former.

**Hobbies outside of football:** I enjoy plenty of things in life. From naps to eating delicious food. But my favorite hobby is hanging out with my dog.

**What is something interesting about you that most people may not know:** I thoroughly enjoy

writing. Poetry, scripts, songs, haikus, you name it. I enjoy putting my thoughts into words.

**Favorite food:** I've been trying to eat healthy now that I'm getting older. But boy, a pepperoni pizza with ranch dressing is tough to beat.

**If you could have lunch with three people, living or dead, who would they be:** Steve Jobs, Dr. Martin Luther King, Jr. and Marcus Luttrell

### 2016 GAME-BY-GAME STATISTICS

Date/Opp.	GP	GS	No.	Yards	Avg.	Net	TB	In20	LG	Blk.
9/11 vs. DET	1	0	4	195	48.8	44.0	1	1	52	0
9/18 @ DEN	1	0	4	226	56.5	45.0	1	1	72	0
9/25 vs. SD	1	0	3	121	40.3	40.3	0	3	50	0
10/2 @ JAX (UK)	1	0	3	149	49.7	39.0	1	0	54	0
10/9 vs. CHI	1	0	3	190	63.3	56.7	1	2	74	0
10/16 @ HOU	1	0	5	227	45.4	40.8	0	3	61	0
10/23 @ TEN	1	0	4	204	51.0	39.3	2	0	60	0
10/30 vs. KC	1	0	7	347	49.6	38.6	1	1	58	0
11/6 @ GB	1	0	4	222	55.5	48.5	1	0	67	0
11/20 vs. TEN	1	0	3	132	44.0	43.7	0	2	49	0
11/24 vs. PIT	1	0	2	92	46.0	46.0	0	0	50	0
12/5 @ NYJ	1	0	2	95	47.5	47.5	0	2	51	0
12/11 vs. HOU	1	0	2	81	40.5	30.5	1	0	49	0
12/18 @ MIN	1	0	3	127	42.3	42.3	0	2	44	0
12/24 @ OAK										
1/1 vs. JAX										
<b>2016 TOTALS</b>	<b>14</b>	<b>0</b>	<b>49</b>	<b>2,408</b>	<b>49.1</b>	<b>42.4</b>	<b>9</b>	<b>17</b>	<b>74</b>	<b>0</b>

### CAREER REGULAR SEASON STATISTICS

Year	GP	GS	No.	Yards	Avg.	Net	TB	In20	LG	Blk.
2016 IND	14	0	49	2,408	49.1	42.4	9	17	74	0
2015 IND	16	0	85	4,052	47.7	41.7	6	28	63	0
2014 IND	16	0	69	3,221	46.7	42.8	3	30	61	0
2013 IND	16	0	76	3,499	46.0	38.5	7	27	65	1
2012 IND	16	0	73	3,520	48.2	40.3	8	26	64	1
2011 IND	16	0	88	4,098	46.6	39.2	3	21	64	1
2010 IND	15	0	65	2,731	42.0	35.4	7	21	66	0
2009 IND	16	0	64	2,837	44.3	37.8	6	21	60	0
<b>TOTAL</b>	<b>125</b>	<b>0</b>	<b>569</b>	<b>26,366</b>	<b>46.3</b>	<b>39.6</b>	<b>49</b>	<b>191</b>	<b>74</b>	<b>3</b>

### CAREER POSTSEASON STATISTICS

Year	GP	GS	No.	Yards	Avg.	Net	TB	In20	LG	Blk.
2014 IND	3	0	13	623	47.9	36.4	3	1	68	0
2013 IND	2	0	6	310	51.7	44.7	0	0	58	0
2012 IND	1	0	4	194	48.5	34.3	0	0	53	0
2010 IND	1	0	4	153	38.3	34.5	0	1	46	0
2009 IND	3	0	12	550	45.8	42.8	1	3	56	0
<b>TOTAL</b>	<b>10</b>	<b>0</b>	<b>39</b>	<b>1,830</b>	<b>46.9</b>	<b>39.2</b>	<b>4</b>	<b>5</b>	<b>68</b>	<b>0</b>

**SPECIAL TEAMS TACKLES:** 32 (2015 - 1, 2014 - 2, 2013 - 4, 2012 - 9, 2011 - 8, 2010 - 4, 2009 - 4)

**ADDITIONAL STATISTICS:** Converted one fake punt for 18 yards and a first down at Tennessee (9/27/

# 99

DT

## T.Y. McGILL



**6-0 • 310 • NORTH CAROLINA STATE**

**NFL EXP:** 2 (2nd Year with Colts)

**HOW ACQUIRED:** W – 2015 (SEA)

**BORN:** 11/23/92

**GP/GS (POSTSEASON):** 23/0 (0/0)

### CAREER TRANSACTIONS:

- Claimed off waivers (Seattle) by the Colts on September 6, 2015.
- Waived by the Seattle Seahawks on September 5, 2015.
- Signed by Seattle as an undrafted free agent on May 15, 2015.

### 2016 (COLTS):

- In a Week 1 loss against Detroit (9/11) posted one quarterback hurry.
- Saw action at defensive tackle in a Week 2 loss at Denver (9/18), but did not record a tackle.
- Listed as inactive for a Week 3 win against San Diego (9/25).
- Was inactive for a Week 4 loss at Jacksonville (10/2).
- Competed in a Week 5 victory against Chicago (10/9) and finished with one tackle.
- Listed as inactive for a Week 6 loss at Houston (10/16).
- In a Week 7 win at Tennessee (10/23), finished with one tackle, 1.0 sack, three quarterback hits and one forced fumble. Logged his third career sack and first career forced fumble when he dropped Marcus Mariota for an 11-yard loss in the fourth quarter. The ball was recovered by teammate Robert Mathis and returned 14 yards for a touchdown.
- Tallied one pass defended in a Week 8 loss against Kansas City (10/30).
- Competed on the defensive line in a Week 9 win at Green Bay (11/6), but did not record a tackle.
- In a Week 11 victory against Tennessee (11/20), saw action on the defensive line, but did not finish with a tackle.
- Finished with one tackle in a Week 12 loss against Pittsburgh (11/24).
- Participated on the defensive line and finished with two quarterback hits in a Week 13 victory at the New York Jets (12/5).
- In a Week 14 loss against Houston (12/11), competed on the defensive line, but did not record a tackle.
- Posted one tackle, 1.0 sack and 1.0 tackle for loss in a Week 15 victory at Minnesota (12/18). Notched his second sack of the season when he dropped Sam Bradford for nine-yard loss in the fourth

### SINGLE-GAME HIGHS

**TACKLES:** 3 at MIA (12/27/15)

**SACKS:** 2.0 at MIA (12/27/15)

**FF:** 1 vs. TEN (10/23/16)

**FR:** 0

**INT:** 0

**PD:** 1 vs. KC (10/30/16)

quarter. The sack held the Vikings to a field goal.

### 2015 (COLTS):

- Competed in 12 games as a rookie and totaled 12 tackles (eight solo), 3.0 sacks and 4.0 tackles for loss. Was inactive for another four contests.
- In a Week 1 loss at Buffalo (9/13), saw action on defense in his NFL debut, but did not record a tackle.
- Posted one tackle and added his first career kickoff return which went for 15 yards in a Week 13 loss at Pittsburgh (12/6).
- Tallied two tackles in a Week 14 loss at Jacksonville (12/13).
- Posted three tackles and the first two sacks of his career in a Week 16 win at Miami (12/27). Logged his first career sack, which went for a safety and a 2-0 lead in the first quarter. Added his second quarterback takedown on Miami's final possession of the game, which went for a nine-yard loss.
- In a Week 17 victory against Tennessee (1/3/16), finished with 1.0 sack.

### COLLEGE:

- Played in 49 games (21 starts) at North Carolina State and collected 131 tackles (78 solo), 10.0 sacks and 24.5 tackles for loss.
- In 2014, he finished his senior year with 37 tackles (22 solo), 8.0 tackles for loss and 3.0 sacks in 11 games.
- Played in 12 games and tallied 25 tackles, 2.0 sacks and 5.0 tackles for loss his junior season in 2013.
- Started 10 games his sophomore season in 2012 and finished the year with 39 tackles, 5.0 sacks and 10.5 tackles for loss.
- Tallied a season-high eight tackles and 2.0 sacks against Maryland. Earned ACC Defensive Lineman of the Week honors.
- Played in 13 games in 2011 and was the only freshman to start a game for North Carolina State.

PERSONAL:

- Attended Wayne County High School in Jesup, Georgia and was an all-region selection after his junior and senior seasons.
- Tallied 10.0 sacks his senior year.
- Was selected to play in the 2010 Georgia North/South All-Star game.
- Served as team captain in football and basketball.
- Was voted the team’s MVP by his teammates.
- In 2015, visited patients at the IU Simon Cancer Center.
- Distributed Thanksgiving meals to families as part of the 2015 Horseshoe Helpings event.
- Volunteered at the 2015 Cold Feet Warm Shoes event and helped students get fitted for new shoes and hats.
- Working with Trinity House in 2015, purchased Christmas gifts for young men in foster care. Also shopped for the holidays with underserved children as part of the team’s Shop with a Colt event.
- A native of Jesup, Ga.

GETTING TO KNOW T.Y. MCGILL

**Favorite team and/or athlete outside of football:**  
LeBron James

**Favorite musician and/or song:** Fetty Wap – “My Way”

**Hobbies outside of football:** Playing video games

**What is something interesting about you that most people may not know:** I ran track in high school at 275 pounds

**Favorite food:** Seafood

**If you could have lunch with three people, living or dead, who would they be:** My mother, dad and grandmother

**Favorite movie:** *Hardball*

2016 GAME-BY-GAME STATISTICS

Date/Opp.	GP	GS	Solo	Asst.	Total	Sacks	PD	FF	FR	INT	Yds	Avg.	LG	TD
9/11 vs. DET	1	0	0	0	0	0.0	0	0	0	0	0	0.0	0	0
9/18 @ DEN	1	0	0	0	0	0.0	0	0	0	0	0	0.0	0	0
9/25 vs. SD	INACTIVE													
10/2 @ JAX (UK)	INACTIVE													
10/9 vs. CHI	1	0	1	0	1	0.0	0	0	0	0	0	0.0	0	0
10/16 @ HOU	INACTIVE													
10/23 @ TEN	1	0	1	0	1	1.0	0	1	0	0	0	0.0	0	0
10/30 vs. KC	1	0	0	0	0	0.0	1	0	0	0	0	0.0	0	0
11/6 @ GB	1	0	0	0	0	0.0	0	0	0	0	0	0.0	0	0
11/20 vs. TEN	1	0	0	0	0	0.0	0	0	0	0	0	0.0	0	0
11/24 vs. PIT	1	0	0	1	1	0.0	0	0	0	0	0	0.0	0	0
12/5 @ NYJ	1	0	0	0	0	0.0	0	0	0	0	0	0.0	0	0
12/11 vs. HOU	1	0	0	0	0	0.0	0	0	0	0	0	0.0	0	0
12/18 @ MIN	1	0	1	0	1	1.0	0	0	0	0	0	0.0	0	0
12/24 @ OAK														
1/1 vs. JAX														
2016 TOTALS	11	0	3	1	4	2.0	1	1	0	0	0	0.0	0	0

CAREER REGULAR SEASON STATISTICS

Year	GP	GS	Solo	Asst.	Total	Sacks	PD	FF	FR	INT	Yds	Avg.	LG	TD
2016 IND	11	0	3	1	4	2.0	1	1	0	0	0	0.0	0	0
2015 IND	12	1	8	4	12	3.0	0	0	0	0	0	0.0	0	0
TOTAL	23	1	11	5	16	5.0	1	1	0	0	0	0.0	0	0

ADDITIONAL STATS: Returned a kickoff 15 yards at Pittsburgh (12/6/15)

**57**  
**ILB**

## JOSH McNARY



**6-0 • 251 • ARMY**

**NFL EXP:** 3 (3rd Year with Colts)

**HOW ACQUIRED:** FA – 2013

**BORN:** 4/10/88

**GP/GS (POSTSEASON):** 46/8 (4/0)

### CAREER TRANSACTIONS:

- Signed from the Colts practice squad to the active roster on September 15, 2015.
- Signed to the Colts practice squad on September 6, 2015.
- Signed from the Colts practice squad to the active roster on November 26, 2013.
- Signed to the Colts practice squad on September 1, 2013.
- Waived by the Colts on August 31, 2013.
- Signed by the Colts as a free agent on April 11, 2013.

### 2016 (COLTS):

- In a Week 1 loss against Detroit (9/11), finished with two tackles and saw action on special teams.
- Competed at linebacker and on special teams in a Week 2 loss at Denver (9/18) and finished with one tackle.
- Saw action at linebacker and on special teams in a Week 3 win against San Diego (9/25). Finished with two special teams tackles.
- In a Week 4 loss at Jacksonville (10/2), finished with three solo tackles and one special teams stop.
- Finished with three solo tackles in a Week 5 victory against Chicago (10/9).
- Started at WILL linebacker in a Week 6 loss at Houston (10/16) and posted four tackles (two solo) and one special teams stop.
- In a Week 7 win at Tennessee (10/23), started at WILL linebacker and posted one tackle.
- Competed at linebacker and on special teams in a Week 8 loss against Kansas City (10/30), but did not record a tackle.
- Saw action at inside linebacker and on special teams in a Week 9 win at Green Bay (11/6). Finished with two special teams stops.
- Totaled three special teams tackles in a Week 11 victory against Tennessee (11/20).
- Competed at linebacker and on special teams in a Week 12 loss against Pittsburgh (11/24), but did not record a tackle.
- In a Week 13 victory at the New York Jets (12/5), participated on special teams, but did not record a tackle.
- Finished with one tackle and one forced fumble in a Week 14 loss against Houston (12/11). Also

### SINGLE-GAME HIGHS

**TACKLES: 11 at TEN** (12/28/14)

**SACKS: 0.5 at TEN** (12/28/14)

**FF: 1 vs. HOU** (12/11/16)

**FR: 0**

**INT: 0**

**PD: 0**

contributed with one special teams tackle.

- In a Week 15 victory at Minnesota (12/18), contributed on special teams and finished with one tackle.

### 2015 (COLTS):

- Competed in 13 games (one start) at linebacker and on special teams. Finished the year with 21 tackles (10 solo), 1.0 tackle for loss and five special teams stops. Was placed on Injured Reserve on December 29.
- Saw significant action at linebacker as well as special teams in a Week 4 win against Jacksonville (10/4). Finished the game with eight tackles (five solo), 1.0 tackle for loss and one special teams stop.
- Tallied four tackles and competed on special teams in a Week 6 loss against New England (10/18).
- In a Week 7 loss against New Orleans (10/25), participated on special teams and finished with three tackles.
- Made his first start of the season at WILL linebacker in a Week 14 loss at Jacksonville (12/13) and totaled nine tackles (three solo).

### 2014 (COLTS):

- Competed in 15 games (four starts) and totaled 38 tackles (20 solo), half of a sack and 1.0 tackle for loss while contributing with 11 special teams stops.
- Saw action in two postseason contests and recorded one special teams tackle.
- Competed in the team's Week 1 contest at Denver (9/7) and totaled five tackles (three solo) in the loss.
- Made his first NFL start at WILL linebacker in a Week 2 loss against Philadelphia (9/15) and totaled eight tackles (four solo).
- In a Week 3 victory at Jacksonville (9/21), started at WILL linebacker and compiled nine tackles (four solo). Was part of a defense that shutout Jacksonville in the first half while limiting the



Jaguars to 55 first half net yards.

- Started at WILL linebacker in a Week 17 win at Tennessee (12/28) and compiled a career-high 11 tackles (five solo) while recording his first career sack when he split a quarterback takedown with Cory Redding in the first quarter. Also added one special teams tackle.
- In the team's AFC Wild Card Playoff win against Cincinnati (1/4/15), participated on special teams and finished with one tackle.
- Participated on special teams in Indianapolis' AFC Divisional Playoff victory at Denver (1/11/15), but did not record a tackle.

### 2013 (COLTS):

- Played in five games at inside linebacker and registered 16 tackles (13 solo).
- Saw action in his first career NFL game during a Week 13 victory at Tennessee (12/1). Contributed with a quarterback pressure, which forced a Titans incomplete pass on a third down.
- In a Week 14 loss at Cincinnati (12/8), participated at linebacker and notched his first career tackles (two).
- Participated at linebacker and on special teams in a Week 15 win against Houston (12/15). Finished with one tackle and one special teams stop.
- Saw extensive time at linebacker in a Week 16 victory at Kansas City and finished with five tackles (three solo).
- Established a career-high with eight tackles (seven solo) while adding one tackle on special teams in a Week 17 victory against Jacksonville (12/29).
- Participated in his first career postseason contest during the team's Wild Card Playoff victory against Kansas City (1/4/14) and finished with three solo tackles and four special teams stops.
- In the team's Divisional Playoff loss at New England (1/11/14), posted three tackles at linebacker and also saw action on special teams, finishing with two stops.

### 2011-2013:

- Upon graduation from West Point, fulfilled his active duty commitment in the Army.

### COLLEGE:

- Totaled 195 tackles (117 solo), 49.0 tackles for loss, 28.0 sacks, nine passes defended, five forced fumbles and three fumble recoveries in 46 games played at Army.
- Graduated as Army's all-time career leader in sacks and tackles for loss.
- Is the only player in school history to record two double-digit sack seasons.
- Holds school records for the most sacks in a single game (4.0) and a single season (12.5).
- Honored with the 2011 East-West Shrine Game Pat Tillman Award, given to the player who best exemplifies character, intelligence, sportsmanship and service.
- As a senior in 2010, registered 46 tackles (28 solo),

### QUICK HITS

Upon his graduation from West Point, McNary fulfilled his active duty commitment in the Army from 2011-13 before pursuing an NFL career.

- 12.5 tackles for loss, 10.0 sacks, three forced fumbles, three fumble recoveries and two passes defended.
- Selected to Phil Steele's 2010 First Team Preseason All-Independent squad.
- Selected as a Second Team Preseason All-America choice by *NationalChamps.net* and a Preseason Honorable Mention All-America selection by Consensus Draft Services.
- As a junior in 2009, established career highs in tackles for loss (22.5) and sacks (12.5), while adding 65 tackles (40 solo), two forced fumbles and two passes defended.
- Named to Phil Steele's College Football Preview first-team squad following his junior campaign.
- Also selected to the *CollegeFootballNews.com* third-team and was an honorable mention choice by *SI.com*.
- As a sophomore in 2008, posted a career-high 69 tackles (42 solo), to go along with 12.0 tackles for loss, 4.5 sacks and five passes defended.
- As a freshman in 2007, notched 15 tackles (seven solo) and 1.0 sack in 10 games played.

### PERSONAL:

- Was an all-district selection at Clear Lake High School in Houston.
- Moved from strong safety to defensive tackle at the beginning of his senior year and led the team in sacks.
- Registered 11.0 sacks during a one-year stint at USMA Prep School after earning a spot on the roster as a walk-on.
- His father, George, retired from the U.S. Marine Corps with rank of captain.
- His paternal grandfather, George McNary, served in the U.S. Army during the Korean War.
- His maternal grandfather, Aaron Figgs, served in the U.S. Army during World War II.
- His uncle, Ron McNary, currently holds the rank of first sergeant while serving in the U.S. Army.
- Has volunteered at several functions, including the United Way Cold Feet Warm Shoes event, Horseshoe Helpings, Million Meal Marathon and the team's annual playground build.
- Served as a speaker for the Hispanic Heritage Month Football camp.
- Majored in engineering management.
- A native of Houston.

## GETTING TO KNOW JOSH McNARY

**Favorite team and/or athlete outside of football:**

Muhammed Ali

**Favorite musician and/or song:** Curren\$y

**Favorite food:** Cajun seafood

**Favorite vacation spot:** Hawaii

**If you could have lunch with three people, living or dead, who would they be:** My great, great, great grandfather Americus McNary, Dalai Lama and Leonardo da Vinci

**Favorite movie:** *IngLOURious Basterds*

### 2016 GAME-BY-GAME STATISTICS

Date/Opp.	GP	GS	Solo	Asst.	Total	Sacks	PD	FF	FR	INT	Yds	Avg.	LG	TD
9/11 vs. DET	1	0	1	1	2	0.0	0	0	0	0	0	0.0	0	0
9/18 @ DEN	1	0	0	1	1	0.0	0	0	0	0	0	0.0	0	0
9/25 vs. SD	1	0	0	0	0	0.0	0	0	0	0	0	0.0	0	0
10/2 @ JAX (UK)	1	0	3	0	3	0.0	0	0	0	0	0	0.0	0	0
10/9 vs. CHI	1	1	3	0	3	0.0	0	0	0	0	0	0.0	0	0
10/16 @ HOU	1	1	2	2	4	0.0	0	0	0	0	0	0.0	0	0
10/23 @ TEN	1	1	0	1	1	0.0	0	0	0	0	0	0.0	0	0
10/30 vs. KC	1	0	0	0	0	0.0	0	0	0	0	0	0.0	0	0
11/6 @ GB	1	0	0	0	0	0.0	0	0	0	0	0	0.0	0	0
11/20 vs. TEN	1	0	0	0	0	0.0	0	0	0	0	0	0.0	0	0
11/24 vs. PIT	1	0	0	0	0	0.0	0	0	0	0	0	0.0	0	0
12/5 @ NYJ	1	0	0	0	0	0.0	0	0	0	0	0	0.0	0	0
12/11 vs. HOU	1	0	1	0	1	0.0	0	1	0	0	0	0.0	0	0
12/18 @ MIN	1	0	0	0	0	0.0	0	0	0	0	0	0.0	0	0
12/24 @ OAK														
1/1 vs. JAX														
2016 TOTALS	14	3	10	5	15	0.0	0	1	0	0	0	0.0	0	0

### CAREER REGULAR SEASON STATISTICS

Year	GP	GS	Solo	Asst.	Total	Sacks	PD	FF	FR	INT	Yds	Avg.	LG	TD
2016 IND	14	3	10	5	15	0.0	0	1	0	0	0	0.0	0	0
2015 IND	13	1	10	11	21	0.0	0	0	0	0	0	0.0	0	0
2014 IND	15	4	14	9	23	0.5	0	0	0	0	0	0.0	0	0
2013 IND	5	0	10	2	12	0.0	0	0	0	0	0	0.0	0	0
TOTAL	47	8	44	27	71	0.5	0	1	0	0	0	0.0	0	0

SPECIAL TEAMS TACKLES: 16 (2016 - 11, 2015 - 5)

# 30

CB

## RASHAAN MELVIN



**6-2 • 193 • NORTHERN ILLINOIS**

**NFL EXP:** 4 (1st Year with Colts)

**HOW ACQUIRED:** FA – 2016

**BORN:** 10/2/89

**GP/GS (POSTSEASON):** 26/10 (2/2)

### CAREER TRANSACTIONS:

- Signed by the Colts as a free agent on September 7, 2016.
- Released by the Miami Dolphins on September 3, 2016.
- Signed by the Dolphins as a free agent on July 30, 2016.
- Released by the New England Patriots on May 2, 2016.
- Signed by the Patriots as a free agent on January 25, 2016.
- Signed to the New England practice squad on December 10, 2015.
- Released by the Patriots on December 8, 2015.
- Claimed off waivers (Baltimore) by New England on October 14, 2015.
- Waived by the Baltimore Ravens on October 13, 2015.
- Signed to the Ravens active roster from the Miami Dolphins practice squad on November 8, 2014.
- Signed to the Dolphins practice squad on October 28, 2014.
- Released by the Tampa Bay Buccaneers on September 22, 2014.
- Signed by the Buccaneers as an undrafted free agent on April 29, 2013.

### 2016 (COLTS):

- In a Week 1 loss against Detroit (9/11), competed at cornerback and on special teams and totaled two tackles.
- Started his first game as a member of the Colts at left cornerback in a Week 2 loss at Denver (9/18). Finished with three solo tackles.
- Competed on special teams in a Week 3 win against San Diego (9/25).
- In a Week 4 loss at Jacksonville (10/2), recorded two tackles and one pass defended.
- Tallied three solo tackles and one forced fumble in a Week 5 victory against Chicago (10/9). His forced fumble in the fourth quarter was recovered by teammate D'Qwell Jackson and led to a Colts field goal.
- Started at left cornerback in a Week 6 loss at Houston (10/16) and finished with five tackles (four solo).

### SINGLE-GAME HIGHS

**TACKLES:** 11 vs. TEN (11/20/16)

**SACKS:** 0.0

**FF:** 1, two times (Last: vs. CHI 10/9/16)

**FR:** 0

**INT:** 0

**PD:** 2 vs. TEN (11/20/16)

- Competed at cornerback and on special teams in a Week 7 win at Tennessee (10/23), but did not register a tackle.
- Registered six tackles (five solo) in a Week 8 loss against Kansas City (10/30).
- Started at cornerback in a Week 9 win at Green Bay (11/6) and posted four solo tackles, 1.0 tackle for loss and one pass defended.
- Led the team with 11 tackles (all solo) and two passes defended starting at left cornerback in a Week 11 victory against Tennessee (11/20).
- Started at cornerback in a Week 12 loss against Pittsburgh (11/24) and finished with five tackles (four solo).
- Tallied four solo tackles and one pass defended starting at left cornerback in a Week 13 victory at the New York Jets (12/5).
- In a Week 14 loss against Houston (12/11), compiled six tackles (three solo) and one pass defended.
- Started at cornerback in a Week 15 victory at Minnesota (12/18) and totaled four solo tackles.

### 2015 (RAVENS/PATRIOTS):

- Totaled four tackles (two solo) in eight games played with the Patriots.
- Recorded one tackle in one game played with the Ravens.

### 2014 (RAVENS):

- Appeared in three games (two starts), compiling 17 tackles (13 solo) with one pass defended, 1.0 tackle for loss and one forced fumble.
- Registered five tackles (four solo), 1.0 tackle for loss and one pass defense against Jacksonville on (12/13).
- Recorded eight tackles (six solo) against Houston on (12/21).

2013 (BUCCANEERS):

- Was active for two games (Week 2 and 3), but did not play.
- Placed on Injured Reserve on October 15.

COLLEGE:

- Started 27-of-41 games played at Northern Illinois, totaling 172 tackles (117 solo), six interceptions, 3.5 tackles for loss, one forced fumble and 35 passes defended.
- His 35 passes defended ranked second in school history.
- Started all 12 games as a senior, recording 55 tackles (39 solo), 1.5 tackles for loss, 17 passes defended, one interception and one forced fumble.
- Led the Mid Atlantic Conference and set the single-season school record with 17 passes defended.
- Named First Team All-MAC by *CollegeFootballNews.com*.
- Started all 13 games as a junior in 2011, recording 78 tackles (54 solo), 1.0 tackle for loss, nine passes defended and three interceptions.
- Recorded five or more tackles in nine of the 13 games he played.
- Recorded a career-best 10 tackles against Wisconsin.
- Saw action in all 14 games (two starts) as a sophomore in 2010, compiling 39 tackles (24 solo), 1.0 tackle for loss, four passes defended and two interceptions.
- Saw action in two games as a walk-on freshman in 2009 and was later awarded a scholarship during the spring of 2010.

PERSONAL:

- Attended Waukegan (Ill.) High School where he totaled 58 receptions for 585 yards (10.0 avg.) as wide receiver and made 70 tackles, eight interceptions and scored three defensive touchdowns as a cornerback during his senior season.
- Named First Team Central Suburban League South and First Team *Lake County News Sun* as a wide receiver.
- Was a two-year varsity basketball starter and team captain.
- Majored in sociology.
- A native of Waukegan, Ill.

GETTING TO KNOW RASHAAN MELVIN

**Favorite team and/or athlete outside of football:**  
Northern Illinois Huskies

**Favorite musician and/or song:** Young Jeezy and T.I.

**Hobbies outside of football:** Spending time with my son and paintballing

**What is something interesting about you that most people may not know:** I'm a very open person

**Favorite food:** Spaghetti

**Favorite vacation spot:** Dominican Republic

**If you could have lunch with three people, living or dead, who would they be:** Deion Sanders, Muhammad Ali, Barack Obama

**Favorite movie:** *Lone Survivor*

**What's the one thing you couldn't live without:** Family

2016 GAME-BY-GAME STATISTICS

Date/Opp.	GP	GS	Solo	Asst.	Total	Sacks	PD	FF	FR	INT	Yds	Avg.	LG	TD
9/11 vs. DET	1	0	2	0	2	0.0	1	0	0	0	0	0.0	0	0
9/18 @ DEN	1	1	3	0	3	0.0	0	0	0	0	0	0.0	0	0
9/25 vs. SD	1	0	0	0	0	0.0	0	0	0	0	0	0.0	0	0
10/2 @ JAX (UK)	1	0	2	0	2	0.0	1	0	0	0	0	0.0	0	0
10/9 vs. CHI	1	0	3	0	3	0.0	0	1	0	0	0	0.0	0	0
10/16 @ HOU	1	1	4	1	5	0.0	0	0	0	0	0	0.0	0	0
10/23 @ TEN	1	0	0	0	0	0.0	0	0	0	0	0	0.0	0	0
10/30 vs. KC	1	0	5	1	6	0.0	0	0	0	0	0	0.0	0	0
11/6 @ GB	1	1	4	0	4	0.0	1	0	0	0	0	0.0	0	0
11/20 vs. TEN	1	1	11	0	11	0.0	2	0	0	0	0	0.0	0	0
11/24 vs. PIT	1	1	4	1	5	0.0	0	0	0	0	0	0.0	0	0
12/5 @ NYJ	1	1	4	0	4	0.0	1	0	0	0	0	0.0	0	0
12/11 vs. HOU	1	1	3	3	6	0.0	1	0	0	0	0	0.0	0	0
12/18 @ MIN	1	1	4	0	4	0.0	0	0	0	0	0	0.0	0	0
12/24 @ OAK														
1/1 vs. JAX														
2016 TOTALS	14	8	49	6	55	0.0	7	1	0	0	0	0.0	0	0

CAREER REGULAR SEASON STATISTICS

Year	GP	GS	Solo	Asst.	Total	Sacks	PD	FF	FR	INT	Yds	Avg.	LG	TD
2016 IND	14	8	49	6	55	0.0	7	1	0	0	0	0.0	0	0
2015 BAL/NE	9	0	3	2	5	0.0	0	0	0	0	0	0.0	0	0
2014 BAL	3	2	13	4	17	0.0	1	1	0	0	0	0.0	0	0
TOTAL	26	10	65	12	77	0.0	8	2	0	0	0	0.0	0	0

75  
T/G

# JACK MEWHORT



6-6 • 312 • OHIO STATE

**NFL EXP:** 3 (3rd Year with Colts)

**HOW ACQUIRED:** D2 – 2014 (59th overall)

**BORN:** 8/30/91

**GP/GS (POSTSEASON):** 40/40 (3/3)

## CAREER TRANSACTIONS:

- Selected by the Colts in the second round (59th overall) of the 2014 NFL Draft.

## 2016 (COLTS):

- In a Week 1 loss against Detroit (9/11), started at left guard and blocked for a Colts offense that totaled 450 net yards as quarterback Andrew Luck threw for 385 yards and four touchdowns.
- Started at left guard in a Week 2 loss at Denver (9/18) and provided time for the offense to total 253 net yards.
- Provided time for the offense to record 410 net yards starting at left guard in a Week 3 win against San Diego (9/25). Also blocked for quarterback Andrew Luck to throw for 331 yards and one touchdown.
- In a Week 4 loss at Jacksonville (10/2), started at left guard and assisted quarterback Andrew Luck who threw for 234 yards and two touchdowns.
- Started at left guard in a Week 5 victory against Chicago (10/9) and blocked for a Colts offense that recorded 396 net yards.
- In a Week 6 loss at Houston (10/16), started at left guard and blocked for Frank Gore who became the team's first 100-yard rusher (106) in 55 consecutive regular season games.
- Listed as inactive for a Week 7 win at Tennessee (10/23).
- Was inactive for a Week 8 loss against Kansas City (10/30).
- Listed as inactive for a Week 9 win at Green Bay (11/6).
- In a Week 11 victory against Tennessee (11/20), started at left guard and blocked for an offense that recorded 327 net yards as Andrew Luck threw for 262 yards and two touchdowns.
- Started at left guard in a Week 12 loss against Pittsburgh (11/24) and blocked for Scott Tolzien to throw for 205 yards and one touchdown.
- In a Week 13 victory at the New York Jets (12/5), started at left guard and blocked for an offense that generated 421 net yards.
- Started at left guard in a Week 14 loss against Houston (12/11) and provided time for the offense to total 348 net yards. Left the game in the third quarter with a knee injury.

- Placed on Injured Reserve on December 12.

## 2015 (COLTS):

- Started all 16 games on the offensive line (three at right tackle, 13 at left guard) for the first time in his career. Blocked for a Colts offense that totaled 5,142 yards of net offense and assisted running back Frank Gore who posted the most rushing yards in a season for a Colts running back (967) dating back to 2007.
- Moved back to left guard and started in a victory at Tennessee (9/27). Assisted a Colts offense that totaled 378 net yards and opened rushing lanes for Frank Gore to total 86 yards and two touchdowns.
- In a Week 5 win at Houston (10/8), started at left guard and opened rushing lanes for Frank Gore to tally 98 yards and one touchdown. The 98 rushing yards are the most for a Colts running back in a single game dating back to 2012. Also blocked for Matt Hasselbeck who threw for 213 yards and two touchdowns.
- Started at left guard in a Week 6 loss against New England (10/18). Blocked for a Colts offense that topped 400 net yards (409) for the first time all season. Provided time for quarterback Andrew Luck to throw for 312 yards and three touchdowns.
- In a Week 7 loss against New Orleans (10/25), started at left guard and provided time for the offense to compile 376 net yards as quarterback Andrew Luck threw for 333 yards and three touchdowns.
- In a Week 9 victory against Denver (11/8), started at left guard and assisted an offense that totaled 365 net yards as running back Frank Gore contributed with 28 carries for 83 yards and one touchdown.
- Started at left guard in a Week 11 win at Atlanta (11/22) and blocked for quarterback Matt Hasselbeck who completed 23-of-32 passes for 213 yards and two touchdowns. Also opened rushing lanes for the Colts to net 74 yards.
- In a Week 17 victory against Tennessee (1/3/16), started at left guard and assisted a Colts offense that logged 327 yards. Provided time for quarterbacks Josh Freeman and Ryan Lindley to throw for 207 combined yards and two touchdowns.

## 2014 (COLTS):

- Started all 14 games he competed in (13 at left guard, one at right tackle) and assisted the offense in setting a single-season franchise record for net yards (6,506). Also started all three postseason games at left guard.
- Started his first career NFL contest at guard in the team's regular season opener at Denver (9/7). Helped the Colts produce 408 net yards of offense while blocking for Andrew Luck to complete 35-of-53 passes for 370 yards and two touchdowns.
- In a Week 2 loss against Philadelphia (9/15), started at left guard and was part of an offensive line that did not allow a sack. Also assisted a Colts rushing attack that netted 169 yards.
- Started at left guard and provided time for the offense to finish with 529 net yards (385 passing, 144 rushing), which is the 10th-highest total for a single game in team history. Blocked for Andrew Luck to tie a single-game career-high with four passing touchdowns.
- Was part of an offensive line that did not allow a sack in a Week 4 victory against Tennessee (9/28). Assisted a Colts offense that netted 498 yards as Andrew Luck threw four touchdown passes.
- Started at left guard in a Week 7 win against Cincinnati (10/19) and assisted the offense in totaling 506 net yards. Blocked for Andrew Luck, who registered his franchise-tying fifth consecutive 300-yard passing performance.
- Was part of an offensive line that allowed only 1.0 sack as the Colts totaled 443 net yards of offense in a Week 9 victory at the New York Giants (11/3). Blocked for Andrew Luck to tie his single-game career-high with four passing touchdowns.
- Assisted a Colts offense that totaled 389 net yards, starting at left guard in a Week 12 win against Jacksonville (11/23). The team's 175 rushing yards was the highest total during the season and the most dating back to a Sept. 22, 2013 in a win at San

Francisco (184).

- Blocked for a Colts offense that compiled 487 net yards starting at left guard in a Week 13 win against Washington (11/30). It was the team's ninth 400-plus net yard performance, which set a franchise single-season record. Provided time for Andrew Luck to throw for 370 yards as he set a career-high with five touchdown passes.
- Made his first career start at right tackle in a Week 17 victory at Tennessee (12/28) and blocked for Andrew Luck to set a franchise single-season record in passing yards (4,761) as the Colts totaled 378 yards of net offense.
- Started his first career NFL postseason game at left guard in the team's AFC Wild Card Playoff win against Cincinnati (1/4/15). Was part of an offensive line that helped the team compile 482 net yards, the third-highest total for a postseason game in team history. The unit allowed only 1.0 sack as Andrew Luck threw for 376 yards.
- In the team's AFC Divisional Playoff victory at Denver (1/11/15) started at left guard and was part of an offensive line that did not allow a sack as the Colts posted 364 net yards. Blocked for Andrew Luck to throw for 265 yards and two touchdowns in the win.
- Started at left guard in the team's AFC Championship Game loss at New England (1/18/15) and blocked for a Colts offense that recorded 209 net yards of offense.



## COLLEGE:

- Competed in 49 career games with Ohio State and started 39 consecutive games to close his career.
- In his final 39 starts, lined up at left tackle for a combined 26 starts as a junior and senior while adding five starts at left guard and eight more at right guard during his sophomore season.
- A three-year starter on the offensive line and was part of a Buckeye team that set a school record with 24 consecutive victories spanning all of the 2012 and 2013 regular seasons.
- Served as a team captain during his senior season.
- Was a finalist for the Senior CLASS Award and served as a team captain.
- Was a consensus All-America selection and added second-team accolades from Walter Camp, *The*

*NFL Draft Report*, The Associated Press, *CBSSports.com*, *Sports Illustrated* and the Football Writers Association in addition to being a first-team choice by ESPN.

- Was a candidate for the Outland Trophy as part of Ohio State's prolific, record-setting offense, that set school records for the most points scored (637), rushing yards (4,321) and total touchdowns (83).
- Named a First Team All-Big Ten Conference choice after registering 115 knockdown blocks and a league-best 24 touchdown-resulting blocks.
- The Buckeyes offensive line assisted a rushing attack that ranked fifth nationally in yards per game (308.6).
- Ohio State averaged an all-time program-high 6.8 yards per carry and was fourth nationally in red zone percentage (.952).
- Took over left tackle duties, starting all 12 games for the Buckeyes in 2012.
- Was named an All-Big Ten Conference honorable mention selection by the league's coaches and was a Second Team All-Big Ten choice by *The NFL Draft Report*.
- Honored as Ohio State's co-Offensive Lineman of the Year and was on the watch list for the Outland Trophy.
- Recorded 13 touchdown-resulting blocks and 79 knockdown blocks.
- In 2011, started the first five games of the season at left guard before shifting to right guard for the final eight contests.
- Was named an All-Big Ten Conference honorable mention selection during his first year as a starter, making the move inside from left tackle.

## PERSONAL:

- Started all five offensive line positions during his prep career at St. John's Jesuit High School in Toledo, Ohio.
- Rated the second-best center in the nation by *Rivals.com* and was tabbed as the ninth-best player in the state of Ohio.
- Regarded as the 11th-best offensive tackle in high school by *Scout.com*.
- As a senior, received First Team All-Ohio, All-Toledo City League and All-Toledo *Blade* honors.
- Named to the *SuperPrep* Midwest Top 25 team and the *Detroit Free Press* Best of the Midwest squad.
- Concluded his prep career by playing in the Under Armour All-America game and was also a member of gold-medal winning Team USA at the 2009

Junior World Championships.

- Made visits to the Humane Society of Indianapolis and Riley Hospital.
- Volunteered at the Back Sack Program as part of the 2015 Mayor's Day of Service and assembled food bags at Gleaners.
- Graduated from Ohio State with a degree in consumer and family resource financial services.
- A native of Toledo, Ohio.

## CAREER GP/GS (POSTSEASON):

2016 IND: 10/10

2015 IND: 16/16

2014 IND: 14/14 (3/3)

**TOTAL: 40/40 (3/3)**

## GETTING TO KNOW JACK MEWHORT

**Hobbies outside of football:** Watching movies

**What is something interesting about you that most people may not know:** I am a decent artist

**Favorite food:** Lasagna

**Favorite vacation spot:** Captiva Island, Fla.

**If you could have lunch with three people,**

**living or dead, who would they be:** George Washington, Christopher Columbus and Dr. Martin Luther King, Jr.

**Favorite movie:** *Gladiator*

**What's the one thing you couldn't live without:** Sleep



# 40

CB

## CHRISTOPHER MILTON



**5-11 • 190 • GEORGIA TECH**

**NFL EXP:** Rookie

**HOW ACQUIRED:** FA-2016

**BORN:** 9/15/92

**GP/GS (POSTSEASON):** 4/0 (0/0)

### CAREER TRANSACTIONS:

- Signed by the Colts to the active roster from the practice squad on November 19.
- Signed by the Colts to the practice squad on September 4, 2016.
- Waived by the Colts on September 3, 2016.
- Signed by the Colts as an undrafted free agent on May 3, 2016.

### 2016 (COLTS):

- Was inactive for a Week 11 victory against Tennessee (11/20).
- Competed in his first career NFL game in a Week 12 loss against Pittsburgh (11/24) and saw action on special teams.
- Finished with one special teams tackle in a Week 13 victory at the New York Jets (12/5).
- Saw action on special teams in a Week 14 loss against Houston (12/11), but did not record a tackle.
- In a Week 15 victory at Minnesota (12/18), finished with three tackles (two solo) and one pass defended. Also added one stop on special teams.

### COLLEGE:

- Played in 53 games (33 starts) at Georgia Tech and collected 96 tackles (82 solo), 3.0 tackles for loss, one forced fumble, 14 passes defended and five interceptions (two returned for touchdowns).
- Finished his career with seven blocked kicks. Also recorded four kickoff returns for 44 yards and two punt returns for 39 yards.
- As a redshirt senior in 2015, started all 12 games and tallied 28 tackles (27 solo), one interception, six passes defended and two blocked kicks. Was the FBS active career leader in blocked kicks during the 2015 season.
- In 2014, started all 14 games and totaled 32 tackles (25 solo), 1.0 tackle for loss, four passes defended and two interceptions. Returned one interception for a touchdown, blocked one field goal and one PAT. Recorded a career-high eight tackles and an interception in an Orange Bowl win over Mississippi State.
- As a redshirt sophomore in 2013, appeared in all 13 games (six starts) at safety. Finished with 16 tackles (13 solo), 1.0 tackle for loss, two passes defended,

### SINGLE-GAME HIGHS

**TACKLES:** 3 at MIN (12/18/16)

**SACKS:** 0.0

**FF:** 0

**FR:** 0

**INT:** 0

**PD:** 1 at MIN (12/18/16)

three blocked punts and two interceptions (one returned for a touchdown).

- In 2012, saw action in all 14 games (one start) and totaled 20 tackles (17 solo), two passes defended and one forced fumble. He was named Georgia Tech's special teams player of the game twice.
- Redshirted as a freshman in 2011 and did not play.

### PERSONAL:

- Attended Charlton County High School in Folkston, Ga. and was a four-year letterwinner.
- Rated as 19th-best prospect in the state by the *Atlanta Journal-Constitution*.
- Played quarterback and running back as a senior and rushed for 975 yards.
- As a junior, threw for 2,600 yards and rushed for 1,100 yards while completing 57 percent of his pass attempts.
- Named an all-state choice in 2009 and 2010.
- Was chosen to play in the GACA North-South All-Star Game.
- Helped lead Charlton County to regional titles in 2007, 2008 and 2009.
- Related to former NFL player, Tashard Choice, who played six seasons (2008-2013) in the league.
- A business administration major.
- A native of Folkston, Ga.

### GETTING TO KNOW CHRISTOPHER MILTON

**Favorite team and/or athlete outside of football:**  
Michael Jordan

**Favorite musician and/or song:** Outkast

**Hobbies outside of football:** Fishing

**Favorite food:** Soul Food

**What is something interesting about you that people may not know:** When I'm not playing football, I feel like a full-time fisherman

**Favorite vacation spot:** California

**If you could have lunch with three people, living or dead, who would they be:** Dr. Martin Luther King, Jr., Barack Obama, Walter Payton

**Favorite movie:** *Transformers*

**What's the one thing you couldn't live without:**  
My cell phone

2016 GAME-BY-GAME STATISTICS

Date/Opp.	GP	GS	Solo	Asst.	Total	Sacks	PD	FF	FR	INT	Yds	Avg.	LG	TD
9/11 vs. DET						PRACTICE SQUAD								
9/18 @ DEN						PRACTICE SQUAD								
9/25 vs. SD						PRACTICE SQUAD								
10/2 @ JAX (UK)						PRACTICE SQUAD								
10/9 vs. CHI						PRACTICE SQUAD								
10/16 @ HOU						PRACTICE SQUAD								
10/23 @ TEN						PRACTICE SQUAD								
10/30 vs. KC						PRACTICE SQUAD								
11/6 @ GB						PRACTICE SQUAD								
11/20 vs. TEN						INACTIVE								
11/24 vs. PIT	1	0	0	0	0	0.0	0	0	0	0	0	0.0	0	0
12/5 @ NYJ	1	0	0	0	0	0.0	0	0	0	0	0	0.0	0	0
12/11 vs. HOU	1	0	0	0	0	0.0	0	0	0	0	0	0.0	0	0
12/18 @ MIN	1	0	2	1	3	0.0	1	0	0	0	0	0.0	0	0
12/24 @ OAK														
1/1 vs. JAX														
2016 TOTALS	4	0	2	1	3	0.0	1	0	0	0	0	0.0	0	0

CAREER REGULAR SEASON STATISTICS

Year	GP	GS	Solo	Asst.	Total	Sacks	PD	FF	FR	INT	Yds	Avg.	LG	TD
2016 IND	4	0	2	1	3	0.0	1	0	0	0	0	0.0	0	0
TOTAL	4	0	2	1	3	0.0	1	0	0	0	0	0.0	0	0

SPECIAL TEAMS TACKLES: 2 (2016 - 2)

# 10

WR

# DONTE MONCRIEF



6-2 • 222 • MISSISSIPPI

**NFL EXP:** 3 (3rd Year with Colts)

**HOW ACQUIRED:** D3 – 2014 (90th overall)

**BORN:** 8/6/93

**GP/GS (POSTSEASON):** 39/17 (3/1)

## CAREER TRANSACTIONS:

- Originally selected by the Colts in the third round (90th overall) of the 2014 NFL Draft.

## 2016 (COLTS):

- In a Week 1 loss against Detroit (9/11) started at wide receiver and totaled six catches for 64 yards and one score. Posted the team's first touchdown of the season on a two-yard pass from Andrew Luck just before halftime. The score marked the second consecutive year he scored a touchdown in the regular season opener.
- Caught one pass for nine yards in a Week 2 loss at Denver (9/18).
- Listed as inactive for a Week 3 win against San Diego (9/25).
- Was inactive for a Week 4 loss at Jacksonville (10/2).
- Listed as inactive for a Week 5 victory against Chicago (10/9).
- Was inactive for a Week 6 loss at Houston (10/16).
- Listed as inactive for a Week 7 win at Tennessee (10/23).
- Started at wide receiver in a Week 8 loss against Kansas City (10/30) and finished with four receptions for 41 yards and one touchdown.
- In a Week 9 win at Green Bay (11/6), started at wide receiver and caught three passes for 55 yards and one touchdown. Gave the Colts a 24-10 lead with his eight-yard touchdown reception with 15 seconds remaining in the first half. The touchdown was his third of the season and the 12th of his career.
- Caught four passes for 37 yards and one touchdown in a Week 11 victory against Tennessee (11/20). Gave the Colts a 14-0 lead with his two-yard touchdown reception from Andrew Luck in the first quarter. It was his fourth touchdown of the season and the 13th of his career.
- Started at wide receiver in a Week 12 loss against Pittsburgh (11/24) and led the team in receiving with six catches for 45 yards and one touchdown. The score marked his fourth consecutive game with a touchdown reception, which was accomplished by a Colts receiver for the first time since 2010.
- In a Week 13 victory at the New York Jets (12/5), caught four passes for 26 yards and one touchdown.

## SINGLE-GAME HIGHS

**REC:** 8 vs. TB (11/29/15)

**YARDS:** 134 vs. WAS (11/30/14)

**TDS:** 2 vs. WAS (11/30/14)

**LG:** 79t vs. WAS (11/30/14)

**RUSH:** 1, four times (Last: vs. WAS 11/30/14)

**YARDS:** 7 at JAX (9/21/14)

**TDS:** 0

**LG:** 7 at JAX (9/21/14)

With his three-yard score in the third quarter, he improved his streak of catching one touchdown in his last five games, which is tied for the second longest streak in team history. It's the first time the streak has been reached dating back to 2009 when Reggie Wayne caught five straight from games 3-7. Raymond Berry holds the team record with touchdown receptions in seven consecutive games dating back to 1959-1960.

- Started at wide receiver, but did not record a catch in a Week 14 loss against Houston (12/11). Left the game in the fourth quarter with a hamstring injury.
- Listed as inactive for a Week 15 victory at Minnesota (12/18).

## 2015 (COLTS):

- Started 10-of-16 games at wide receiver and totaled 64 receptions for 733 yards and six touchdowns. Also returned one kickoff for five yards.
- In a Week 1 loss at Buffalo (9/13), started at wide receiver and totaled six receptions for 46 yards and one touchdown.
- Tallied seven catches for 122 yards and one touchdown in a Week 2 loss against the New York Jets (9/21). Earned the team's first points of the game following a 26-yard touchdown reception to cut New York's lead to 10-7. On the play, he topped 100 receiving yards for the third time in his career. The touchdown marked the first time he scored at least one touchdown in back-to-back games.
- Started at wide receiver in a Week 3 victory at Tennessee (9/27) and caught four passes for 32 yards and one touchdown. Following a Colts interception in the fourth quarter caught an 11-yard touchdown to give Indianapolis a 28-27 lead. It was his third consecutive game with a touchdown

reception.

- In a Week 4 win against Jacksonville (10/4), started at wide receiver and caught six passes for 75 yards.
- In a Week 6 loss against New England (10/18), finished with six catches for 69 yards and one touchdown. Contributed with his fourth touchdown of the season on the team's opening offensive possession of the game on a five-yard catch at the 7:16 mark in the first quarter. The touchdown surpassed his season-high of three set as a rookie in 2014.
- Started at wide receiver in a Week 7 loss against New Orleans (10/25) and caught four passes for 34 yards and one touchdown. His touchdown came at the 3:05 mark in the fourth quarter and cut New Orleans' lead to 27-21. It was his fifth touchdown of the season and his second in as many games. His five touchdowns tied for the 13th most by a Colts wide receiver through the first seven games of a season in franchise history.
- In a Week 12 victory against Tampa Bay (11/29), recorded eight catches for 114 yards (14.3 avg.). His eight receptions set a new single-game career best while his 114 yards marked his fourth career 100-yard contest. Moncrief also topped 1,000 yards for his career.
- Started at wide receiver in a Week 15 loss against Houston (12/20) and led the team with five catches for 51 yards and one touchdown. Tallied his sixth touchdown of the season on an 11-yard pass from Matt Hasselbeck in the second quarter. The score was his first dating back to Oct. 25 against New Orleans and gave the Colts a 7-0 lead.

#### 2014 (COLTS):

- Competed in all 16 games (two starts) in his first season with the Colts. Totaled 32 receptions for 444 yards (13.9 avg.) and three touchdowns. Also contributed with four rushes for 17 yards while adding two special teams tackles. Saw action in all three postseason games (one start) and caught five passes for 86 yards and one touchdown.
- Competed at wide receiver in his Colts debut during the team's Week 1 regular season opener at Denver (9/7).

#### QUICK HITS

Moncrief registered three receptions for 134 yards and two touchdowns, including scores of 48 and 79 yards in the team's victory against Washington on November 30, 2014. It was his first career multiple-touchdown game and the second 100-yard receiving performance of his career. Moncrief's 44.7 receiving average ranks as the highest by a Colts rookie and the second-highest by any Colts player in a single game. His yardage total also tied for the fourth-most receiving yards by a Colts rookie in a single game.

Caught one pass for nine yards.

- Totaled seven catches for 113 yards and his first career touchdown in a Week 8 loss at Pittsburgh (10/26). Also contributed with a 52-yard reception in the second quarter, which was his second-longest catch of the season. Became the third Colts receiver to top 100-plus receiving yards in a single game during the season. Along with teammate T.Y. Hilton, the duo each posted 100-plus receiving yards, marking the second time the team had two 100-yard receivers in the same game during the season (Reggie Wayne (119) and T.Y. Hilton (105) vs. Tennessee). It was the 42nd occasion in franchise history where the Colts had two 100-yard receivers in the same game.
- Made his first career start at wide receiver in a Week 13 win against Washington (11/30). Caught three passes for a career-high 134 yards and two touchdowns for his first career multiple-touchdown game. Notched his second 100-yard receiving performance of the season and became the seventh rookie in Colts history to record multiple 100-yard receiving games in a single season. Caught his first touchdown on a 48-yard grab in the third quarter to give the Colts a 28-17 lead. On his second touchdown in the fourth quarter, was on the receiving end of Andrew Luck's then-career-long 79-yard pass. The performance ranks as the highest receiving average by a Colts rookie and the second-highest by any Colts player in a single game. His yardage total also tied for the fourth-most receiving yards by a Colts rookie in a single game.
- Finished with three receptions for 33 yards in a Week 14 victory at Cleveland (12/7). His 27-yard third down reception on the team's final drive of the game led to



the eventual game-winning score from T.Y.

Hilton with 32 seconds remaining.

- In his first career postseason contest, an AFC Wild Card Playoff win against Cincinnati (1/4/15), totaled three receptions for 54 yards including a 36-yard touchdown. The touchdown, which came in the third quarter, gave the Colts a 20-10 lead.
- Started his first career postseason game at wide receiver in the team's AFC Divisional Playoff victory at Denver (1/11/15) and finished with two catches for 32 yards.
- Was targeted once, but did not finish with a catch in an AFC Championship Game loss at New England (1/18/15).

## COLLEGE:

- Started in 37-of-38 games and finished his Ole Miss career ranked third in school history in receptions (156), receiving yards (2,371) and receiving touchdowns (20). Also ranked second in 100-yard games (nine).
- Started all 13 contests and totaled 59 receptions for 938 yards (15.9 avg.) and six touchdowns in 2013.
- Earned All-America honorable mention and All-SEC second-team accolades from *The NFL Draft Report*.
- Received National Wide Receiver of the Week honorable mention honors from College Football Performance Awards after catching six passes for 122 yards and two touchdowns against Auburn.
- Ranked second on the team with 59 catches and led Ole Miss with 938 receiving yards, the fourth-best total on the school annual record chart.
- Posted at least five catches in eight different contests and set the school record for 100-yard receiving performances with five.
- Established a season-high 149 receiving yards on seven catches and hauled in a 52-yard touchdown against Arkansas.
- Finished with 113 yards and one touchdown against Georgia Tech in the Music City Bowl.
- In 2012, started 12 games and led the team with a career-high 66 receptions, which ranked sixth in the conference, along with placing fourth in the school season-record book.
- Finished with 979 receiving yards, the second-best total in a single-season by a Rebel and compiled a 75.3 receiving yards per game average, which was fifth-best in the SEC.
- Tied the school single-season record with 10 touchdown receptions.
- Received All-SEC second-team honors and was named to the Biletnikoff Award Watch List. Also earned *College Football News* Sophomore All-America second-team accolades.
- In 2011, started 12 games as a true freshman and led the Rebels with 31 catches for 454 yards and four touchdowns.
- Was named a Freshman All-America second team choice by *The NFL Draft Report* and honorable mention by *College Football News*.

## PERSONAL:

- Attended Raleigh (Miss.) High School and was named a *SuperPrep* and *PrepStar* All-America selection as a senior after totaling 21 catches for 441 yards and nine touchdowns.
- Threw for 365 yards and two touchdowns while gaining 144 yards on 12 carries.
- On defense, recorded 48 tackles, 4.0 tackles for loss and four interceptions.
- Was rated the second-best player in Mississippi by *SuperPrep* and was a member of the *Clarion-Ledger's* Dandy Dozen squad.
- Was the 17th-best receiver in the nation and the third-best receiver in the state according to *Rivals.com*.
- Played in the Alabama-Mississippi All-Star Classic and the Bernard Blackwell Mississippi All-Star Classic as a senior.
- Was named MVP of the school's basketball team and was a two-time Class 3A state champion in the long jump.
- A native of Raleigh, Miss.

## GETTING TO KNOW DONTÉ MONCRIEF

### Favorite team and/or athlete outside of football:

Cleveland Cavaliers/LeBron James

### Favorite musician and/or song:

“Dreams and Nightmares”

### Hobbies outside of football:

Fishing, hunting and four-wheeling

### What is something interesting about you that

most people may not know: I like listening to slow music

### Favorite food:

Tilapia

### Favorite vacation spot:

California

### Favorite movie:

*Life*

### What’s the one thing you couldn’t live without:

Mother

#### 2016 GAME-BY-GAME STATISTICS

Date/Opp.	RECEIVING					RUSHING				
	GP	GS	No.	Yards	Avg.	LG	TD	No.	Yards	Avg.
9/11 vs. DET	1	1	6	64	10.7	32	1	0	0	0.0
9/18 @ DEN	1	0	1	9	9.0	9	0	0	0	0.0
9/25 vs. SD						INACTIVE				
10/2 @ JAX (UK)						INACTIVE				
10/9 vs. CHI						INACTIVE				
10/16 @ HOU						INACTIVE				
10/23 @ TEN						INACTIVE				
10/30 vs. KC	1	1	4	41	10.3	15	1	1	-1	-1.0
11/6 @ GB	1	1	3	55	18.3	39	1	0	0	0.0
11/20 vs. TEN	1	0	4	37	9.3	17	1	0	0	0.0
11/24 vs. PIT	1	1	6	45	7.5	12	1	0	0	0.0
12/5 @ NYJ	1	1	4	26	6.5	10	1	0	0	0.0
12/11 vs. HOU	1	1	0	0	0.0	0	0	0	0	0.0
12/18 @ MIN						INACTIVE				
12/24 @ OAK										
1/1 vs. JAX										
2016 TOTALS	8	6	28	277	9.9	39	6	1	-1	-1.0

#### CAREER REGULAR SEASON STATISTICS

Year	RECEIVING					RUSHING				
	GP	GS	No.	Yards	Avg.	LG	TD	No.	Yards	Avg.
2016 IND	8	6	28	277	9.9	39	6	1	-1	-1.0
2015 IND	16	10	64	733	11.5	33	6	0	0	0.0
2014 IND	16	2	32	444	13.9	79	3	4	17	4.3
TOTAL	40	18	124	1,454	11.7	79	15	5	16	3.2

#### CAREER POSTSEASON STATISTICS

Year	RECEIVING					RUSHING				
	GP	GS	No.	Yards	Avg.	LG	TD	No.	Yards	Avg.
2014 IND	3	1	5	86	17.2	36	1	0	0	0.0
TOTAL	3	1	5	86	17.2	36	1	0	0	0.0

#### SPECIAL TEAMS TACKLES: 2 (2014 - 2)

#### ADDITIONAL STATISTICS: Returned a kickoff five yards at Buffalo (9/13/15)

**35**  
**CB**



## DARRYL MORRIS

**5-10 • 188 • TEXAS STATE**

**NFL EXP:** 4 (1st Year with Colts)

**HOW ACQUIRED:** FA – 2016

**BORN:** 9/4/90

**GP/GS (POSTSEASON):** 46/2 (4/0)

### CAREER TRANSACTIONS:

- Signed by the Colts as a free agent on November 23, 2016.
- Waived by the Colts on October 19, 2016.
- Signed by the Colts as a free agent on September 5, 2016.
- Released by the New York Jets on September 3, 2016.
- Signed by the Jets as an unrestricted free agent on March 25, 2016.
- Claimed off waivers (San Francisco) by the Houston Texans on August 31, 2014.
- Released by the San Francisco 49ers on August 30, 2014.
- Signed to the 49ers active roster from the practice squad on September 24, 2013.
- Signed to the San Francisco practice squad on September 2, 2013.
- Released by the 49ers on August 31, 2013.
- Signed by San Francisco as an undrafted free agent on May 7, 2013.

### 2016 (COLTS):

- Posted five solo tackles, one quarterback hurry and one special teams stop during his Colts debut in a Week 1 loss against Detroit (9/11).
- In a Week 2 loss at Denver (9/18), finished with five solo tackles.
- Finished with four tackles (three solo) and one pass defended in a Week 3 win against San Diego (9/25).
- Competed on special teams in a Week 4 loss at Jacksonville (10/2), but did not finish with a tackle.
- In a Week 5 victory against Chicago (10/9), participated on special teams.
- Saw action at cornerback and on special teams in a Week 6 loss at Houston (10/16). Finished with one tackle.
- Competed on special teams in a Week 12 loss against Pittsburgh (11/24).
- In a Week 13 victory at the New York Jets (12/5), compiled his first interception of the season in the fourth quarter, giving the ball back to the Colts offense and allowing the team to take a knee for the victory.
- Finished with one tackle and one pass defended in a Week 14 loss against Houston (12/11).

### SINGLE-GAME HIGHS

**TACKLES:** 10 vs. CIN (11/23/14)

**SACKS:** 0.0

**FF:** 0

**FR:** 0

**INT:** 1, two times (Last at NYJ 12/5/16)

**PD:** 3 vs. CIN (11/23/14)

- In a Week 15 victory at Minnesota (12/18), recorded six tackles (four solo) and one pass defended.

### 2015 (TEXANS):

- Saw action in 12 games, recording eight tackles (six solo).
- Posted a season-high three tackles (two solo) at Atlanta (10/4).

### 2014 (TEXANS):

- Appeared in 11 games (one start), totaling a career-high 30 tackles (25 solo), 1.0 tackle for loss, one interception and six passes defended.
- Logged four tackles (three solo), 1.0 tackle for loss, one interception and two passes defended against Buffalo (9/28).
- Compiled a season-high 10 tackles (seven solo) and three passes defended vs. Cincinnati (11/23).

### 2013 (49ERS):

- Played in the final 13 games after spending the first three weeks on the practice squad. Recorded one assisted tackle.

### COLLEGE:

- Started 43-of-46 games played at Texas State, registering 223 tackles (162 solo), 16.5 tackles for loss, five interceptions and 26 passes defended.
- Started all 12 games as a senior in 2012, tying for 23rd nationally and fourth among Western Athletic Conference leaders with four interceptions.
- Ranked ninth in the WAC with nine passes defended and fourth on the team with 61 tackles (46 solo), 2.0 tackles for loss.
- Started all 12 games as a junior in 2011, registering 62 tackles (45 solo), 6.0 tackles for loss, 3.0 sacks, one interception returned for a touchdown, six passes defended, one safety and one quarterback



- hurry.
- Started all 11 games played as a sophomore in 2010, earning All-Southland Conference second-team honors.
  - Ranked third among team leaders with 60 total tackles (45 solo), 6.5 tackles for loss, nine passes defended and one forced fumble.
  - Appeared in 11 games (eight starts) as a redshirt freshman in 2009, posting 40 tackles (26 solo).
  - Redshirted in 2008.

**PERSONAL:**

- Attended Warren (Texas) High School where he earned first-team all-district honors.
- Lettered two years in football and three years in track and field where he held the AAU national record for the 4x200m.
- Majored in business management.
- A native of San Antonio, Texas.

**GETTING TO KNOW DARRYL MORRIS**

**Favorite team and/or athlete outside of football:**  
San Antonio Spurs

**Favorite musician and/or song:** Chance

**Hobbies outside of football:** I like to see movies

**Favorite food:** Chicken Parmesan

**Favorite vacation spot:** Jamaica

**If you could have lunch with three people, living or dead, who would they be:** President Obama, Michael Jordan and Dave Chappelle

**Favorite movie:** *Paid in Full*

**What's the one thing you couldn't live without:**  
My family

2016 GAME-BY-GAME STATISTICS													
Date/Opp.	GP	GS	Solo	Asst.	Total	Sacks	PD	FF	FR	INT	Yds	Avg.	LG TD
9/11 vs. DET	1	1	5	0	5	0.0	0	0	0	0	0	0.0	0 0
9/18 @ DEN	1	0	5	0	5	0.0	0	0	0	0	0	0.0	0 0
9/25 vs. SD	1	0	3	1	4	0.0	1	0	0	0	0	0.0	0 0
10/2 @ JAX (UK)	1	0	0	0	0	0.0	0	0	0	0	0	0.0	0 0
10/9 vs. CHI	1	0	0	0	0	0.0	0	0	0	0	0	0.0	0 0
10/23 @ TEN	1	0	1	0	1	0.0	0	0	0	0	0	0.0	0 0
10/30 vs. KC	NOT WITH TEAM												
11/6 @ GB	NOT WITH TEAM												
11/20 vs. TEN	NOT WITH TEAM												
11/24 vs. PIT	1	0	0	0	0	0.0	0	0	0	0	0	0.0	0 0
12/5 @ NYJ	1	0	0	0	0	0.0	1	0	0	1	0	0.0	0 0
12/11 vs. HOU	1	0	0	1	1	0.0	1	0	0	0	0	0.0	0 0
12/18 @ MIN	1	0	4	2	6	0.0	1	0	0	0	0	0.0	0 0
12/24 @ OAK													
1/1 vs. JAX													
2016 TOTALS	10	1	18	4	22	0.0	4	0	0	1	0	0.0	0 0

CAREER REGULAR SEASON STATISTICS													
Year	GP	GS	Solo	Asst.	Total	Sacks	PD	FF	FR	INT	Yds	Avg.	LG TD
2016 IND	10	1	18	4	22	0.0	4	0	0	1	0	0.0	0 0
2015 HOU	12	0	6	2	8	0.0	0	0	0	0	0	0.0	0 0
2014 HOU	11	1	25	5	30	0.0	6	0	0	1	0	0.0	0 0
2013 SF	13	0	0	1	1	0.0	0	0	0	0	0	0.0	0 0
TOTAL	46	2	49	12	61	0.0	10	0	0	2	0	0.0	0 0

SPECIAL TEAMS TACKLES: 1 (2016 - 1)

# 44

ILB

## ANTONIO MORRISON



6-1 • 235 • FLORIDA

**NFL EXP:** Rookie

**HOW ACQUIRED:** D4 – 2016 (125th overall)

**BORN:** 12/6/94

**GP/GS (POSTSEASON):** 14/2 (0/0)

### CAREER TRANSACTIONS:

- Selected by the Colts in the fourth round (125th overall) of the 2016 NFL Draft.

### 2016 (COLTS):

- In a Week 1 loss against Detroit (9/11), finished with two tackles in his Colts debut.
- Saw action on special teams in a Week 2 loss at Denver (9/18), but did not record a tackle.
- Totaled two tackles and added two special teams stops in a Week 3 win against San Diego (9/25).
- In a Week 4 loss at Jacksonville (10/2), compiled two tackles.
- Finished with five tackles (four solo), one quarterback hit and one special teams stop in a Week 5 victory against Chicago (10/9).
- Competed at linebacker and on special teams in a Week 6 loss at Houston (10/16). Did not record a tackle.
- In a Week 7 win at Tennessee (10/23), tallied two tackles and one special teams stop.
- Competed on special teams in a Week 8 loss against Kansas City (10/30), but did not record a tackle.
- Participated at linebacker and on special teams in a Week 9 win at Green Bay (11/6). Finished with one special teams stop.
- Finished with one special teams tackle in a Week 11 victory against Tennessee (11/20).
- Competed on special teams in a Week 12 loss against Pittsburgh (11/24), but did not finish with a tackle.
- In a Week 13 victory at the New York Jets (12/5), recorded two tackles and two special teams stops.
- Made his first career start at inside linebacker in a Week 14 loss against Houston (12/11). Finished with nine tackles (three solo).
- Started at MIKE linebacker in a Week 15 victory at Minnesota (12/18) and registered four solo tackles.

### COLLEGE:

- A four-year starter, totaled 294 tackles (126 solo), 21.0 tackles for loss, 4.5 sacks, three passes defended, three forced fumbles, one fumble recovery and one interception with the Gators.
- He became the first Florida player to post back-to-back 100-tackle seasons since 1992-93 when Ed

### SINGLE-GAME HIGHS

**TACKLES:** 9 vs. HOU (12/11/16)

**SACKS:** 0.0

**FF:** 0

**FR:** 0

**INT:** 0

**PD:** 0

Robinson accomplished the feat.

- Was a Butkus Award Semifinalist and unanimous First Team All-SEC selection as a senior. Was also a three-time SEC Academic Honor Roll member.
- Despite a knee injury suffered in the Birmingham Bowl to end the team's 2014 season, started all 14 games in 2015 and led the team in tackles for the second straight year with 103 (42 solo).
- Voted a team captain by his teammates, he recorded 2.5 sacks, one pass defended and one forced fumble.
- Became the first Florida player to post back-to-back
- Earned Second Team All-SEC honors by the leagues' coaches, The Associated Press and Phil Steele after leading the Gators with 101 tackles (30 solo), 1.0 sack, one forced fumble and one interception in 2014.
- Played in eight games (seven starts) in 2013 and recorded 56 tackles (27 solo) before suffering a season-ending injury against Vanderbilt, causing him to miss the final three games of the season.
- Played in all 13 games as a true freshman in 2012 earning four starts.
- Named to the 2012 SEC Coaches' All-Freshman Team.
- Finished eighth on the team in tackles after notching 34 stops (27 solo).

### PERSONAL:

- Attended Bolingbrook (Ill.) High School and led them to a 13-1 record and IHSA Class 8A State Championship as a senior, the school's first-ever state title, but was forced to miss the title game due to an injury.
- Rated a four-star prospect, the No. 5 recruit in Illinois and the No. 10 inside linebacker nationally by *Rivals.com*.
- Ranked as the top linebacker prospect in the Midwest by Tom Lemming and the No. 204 player

- overall in the nation by *Rivals.com*.
- Named an All-America selection by *USA Today* (Second Team LB), ESPN (Third Team LB) and *Sports Illustrated* (honorable mention LB).
  - Selected to the ESPN High School Illinois All-State team.
  - Had 101 tackles, 7.0 sacks, three forced fumbles and an interception as a junior at Bolingbrook.
  - Selected to the 2011 Semper Fidelis All-American Bowl.
  - A native of Bellwood, Ill.

### GETTING TO KNOW ANTONIO MORRISON

**Favorite team and/or athlete outside of football:** Chicago Bulls

**Favorite food:** Deep dish pizza

**If you could have lunch with three people,**

**living or dead, who would they be:** Dr. Martin Luther King, Jr., Elon Musk and King Tut

**What's the one thing you couldn't live without:** Air

2016 GAME-BY-GAME STATISTICS														
Date/Opp.	GP	GS	Solo	Asst.	Total	Sacks	PD	FF	FR	INT	Yds	Avg.	LG	TD
9/11 vs. DET	1	0	0	2	2	0.0	0	0	0	0	0	0.0	0	0
9/18 @ DEN	1	0	0	0	0	0.0	0	0	0	0	0	0.0	0	0
9/25 vs. SD	1	0	2	0	2	0.0	0	0	0	0	0	0.0	0	0
10/2 @ JAX (UK)	1	0	2	0	2	0.0	0	0	0	0	0	0.0	0	0
10/9 vs. CHI	1	0	4	1	5	0.0	0	0	0	0	0	0.0	0	0
10/16 @ HOU	1	0	0	0	0	0.0	0	0	0	0	0	0.0	0	0
10/23 @ TEN	1	0	2	0	2	0.0	0	0	0	0	0	0.0	0	0
10/30 vs. KC	1	0	0	0	0	0.0	0	0	0	0	0	0.0	0	0
11/6 @ GB	1	0	0	0	0	0.0	0	0	0	0	0	0.0	0	0
11/20 vs. TEN	1	0	0	0	0	0.0	0	0	0	0	0	0.0	0	0
11/24 vs. PIT	1	0	0	0	0	0.0	0	0	0	0	0	0.0	0	0
12/5 @ NYJ	1	0	1	1	2	0.0	0	0	0	0	0	0.0	0	0
12/11 vs. HOU	1	1	3	6	9	0.0	0	0	0	0	0	0.0	0	0
12/18 @ MIN	1	1	4	0	4	0.0	0	0	0	0	0	0.0	0	0
12/24 @ OAK														
1/1 vs. JAX														
2016 TOTALS	14	2	18	10	28	0.0	0	0	0	0	0	0.0	0	0

CAREER REGULAR SEASON STATISTICS														
Year	GP	GS	Solo	Asst.	Total	Sacks	PD	FF	FR	INT	Yds	Avg.	LG	TD
2016 IND	14	2	18	10	28	0.0	0	0	0	0	0	0.0	0	0
TOTAL	14	2	18	10	28	0.0	0	0	0	0	0	0.0	0	0

SPECIAL TEAMS TACKLES: 8 (2016 - 8)

48  
OLB



## DEIONTREZ MOUNT

6-5 • 249 • LOUISVILLE

NFL EXP: 2 (1st Year with Colts)

HOW ACQUIRED: FA – 2016

BORN: 2/26/93

GP/GS (POSTSEASON): 4/0 (0/0)

### CAREER TRANSACTIONS:

- Signed by the Colts to the active roster from the practice squad on December 15, 2016.
- Signed by the Colts to the practice squad on September 19, 2016.
- Released by the Tennessee Titans on August 28, 2016.
- Selected by the Titans in the sixth round (177th overall) of the 2015 NFL draft.

### 2016 (COLTS):

- Spent 12 weeks on the Colts practice squad before joining the active roster on December 15.
- Listed as inactive for a Week 15 victory at Minnesota (12/18).

### 2015 (TITANS):

- Appeared in four games, registering one interception and one pass defense.
- Hauled in his first career interception in his NFL debut at Tampa Bay (9/13).

### COLLEGE:

- Appeared in 45 games (13 starts) during his four-year career at Louisville, seeing time at defensive end and outside linebacker.
- Totaled 83 tackles (50 solo), 18.0 tackles for loss, 9.5 sacks, three passes defended and one forced fumble.
- Appeared in 13 games (five starts) as a senior in 2014, setting career highs with 38 tackles (29 solo), 11.5 tackles for loss and 5.0 sacks. Also contributed with one forced fumble.
- Posted five tackles (three solo), 2.0 tackles for loss and 1.0 sack against Miami (9/1).
- Saw action in 10 games as a junior in 2013, recording nine tackles (four solo), 1.5 tackles for loss, a half-sack and two passes defended.
- Appeared in 13 games (three starts) as a sophomore in 2012, finishing with 26 tackles (11 solo), 4.0 tackles for loss, 2.5 sacks, one pass defense and two quarterback hurries.
- Recorded a career-high six tackles (four solo), 2.0 tackles for loss and 1.0 sack against Temple (11/3).
- Competed in nine games (five starts) as a freshman in 2011, registering 10 tackles (six solo), 2.5 tackles for loss and 1.5 sacks.

### SINGLE-GAME HIGHS

TACKLES: 0

SACKS: 0.0

FF: 0

FR: 0

INT: 1 at TB (9/13/15)

PD: 1 at TB (9/13/15)

- Turned in a season-high five solo tackles against Syracuse (10/29).

### PERSONAL:

- Attended Fort Walton Beach (Fla.) High School, where he recorded 54 tackles and 5.5 sacks as a senior.
- Was a FHSAA 3A Outdoor State Championship qualifier in the 110-meter hurdles and also participated in the 300 meter hurdles, long jump and 4x100 meter relay.
- A native of Fort Walton Beach, Fla.

2016 GAME-BY-GAME STATISTICS

Date/Opp.	GP	GS	Solo	Asst.	Total	Sacks	PD	FF	FR	INT	Yds	Avg.	LG	TD
9/11 vs. DET						NOT WITH TEAM								
9/18 @ DEN						NOT WITH TEAM								
9/25 vs. SD						PRACTICE SQUAD								
10/2 @ JAX (UK)						PRACTICE SQUAD								
10/9 vs. CHI						PRACTICE SQUAD								
10/16 @ HOU						PRACTICE SQUAD								
10/23 @ TEN						PRACTICE SQUAD								
10/30 vs. KC						PRACTICE SQUAD								
11/6 @ GB						PRACTICE SQUAD								
11/20 vs. TEN						PRACTICE SQUAD								
11/24 vs. PIT						PRACTICE SQUAD								
12/5 @ NYJ						PRACTICE SQUAD								
12/11 vs. HOU						PRACTICE SQUAD								
12/18 @ MIN						INACTIVE								
12/24 @ OAK														
1/1 vs. JAX														
2016 TOTALS	0	0	0	0	0	0.0	0	0	0	0	0.0	0	0	0

CAREER REGULAR SEASON STATISTICS

Year	GP	GS	Solo	Asst.	Total	Sacks	PD	FF	FR	INT	Yds	Avg.	LG	TD
2016 IND	0	0	0	0	0	0.0	0	0	0	0	0	0.0	0	0
2015 TEN	4	0	0	0	0	0.0	1	0	0	1	8	8.0	8	0
TOTAL	4	0	0	0	0	0.0	1	0	0	1	8	8.0	8	0

# 45

## LS

# MATT OVERTON



**PRO BOWL**  
**1 (2013)**



**6-1 • 243 • WESTERN WASHINGTON**

**NFL EXP:** 5 (5th Year with Colts)

**HOW ACQUIRED:** FA – 2012

**BORN:** 7/6/85

**GP/GS (POSTSEASON):** 78/0 (6/0)

### CAREER TRANSACTIONS:

- Signed as a free agent by the Colts on April 2, 2012.
- Signed by the Omaha Nighthawks of the United Football League in 2010.
- Released by the Seattle Seahawks prior to the start of the 2010 regular season.
- Signed by Seattle as a free agent on February 10, 2010.
- Signed by the Florida Tuskers of the UFL in 2009.
- Signed by the Tri-Cities Fever of the af2 in 2008.
- Released by the Seahawks prior to the start of the 2007 regular season.
- Originally signed by Seattle as an undrafted free agent in 2007.

### PRO CAREER:

- Was selected to his first Pro Bowl at the conclusion of the 2013 season.

### 2016 (COLTS):

- In a Week 1 loss against Detroit (9/11), snapped for Adam Vinatieri to convert both field goal attempts and four extra points for a total of 10 points against the Lions. Also snapped to punter Pat McAfee who logged a 48.8 average.
- Snapped for Adam Vinatieri to convert both field goal attempts and both extra point attempts in a Week 2 loss at Denver (9/18). Also snapped for punter Pat McAfee to record a 56.5 average on four kicks.
- In a Week 3 win against San Diego (9/25), snapped for Adam Vinatieri to split the uprights on both field goal attempts and two extra points. Also snapped to punter Pat McAfee who posted a 40.3 average on three punts while pinning three kicks inside the 20-yard line.
- Assisted Adam Vinatieri in converting two field goals and three extra points in a Week 4 loss against Jacksonville (10/2). Also snapped for punter Pat McAfee who averaged 49.7 yards on three kicks.
- In a Week 5 victory against Chicago (10/9) snapped for Adam Vinatieri to convert five field goals and two extra points for 17 points against Chicago. Vinatieri tied single game career highs for field goals made and total points. Also snapped for Pat McAfee to record a single game team record 63.3 gross punting average in addition to a personal-best 56.7 net average.

- Snapped for Adam Vinatieri to convert three field goals and two PATs for 11 points in a Week 6 loss at Houston (10/16). Also snapped to punter Pat McAfee who topped 25,000 punting yards for his career.
- In a Week 7 win at Tennessee (10/23), snapped for Adam Vinatieri to convert an NFL record 43 consecutive field goals. Also snapped for Pat McAfee who posted a 51.0 punting average.
- Snapped for Adam Vinatieri's two extra points and Pat McAfee's 49.6 punting average in a Week 8 loss against Kansas City (10/30).
- In a Week 9 win at Green Bay (11/6), snapped for Adam Vinatieri's lone field goal conversion and four extra points. Also snapped for Pat McAfee who finished with a 55.5 average.
- Snapped for Pat McAfee to average 44.0 yards on three punts in a Week 11 victory against Tennessee (11/20). Also snapped for Adam Vinatieri's lone field goal and three extra points.
- In a Week 12 loss against Pittsburgh (11/24), snapped for Pat McAfee's two punts for a 46.0 average.
- Snapped for Adam Vinatieri to convert two field goals and five extra points in a Week 13 win against the New York Jets (12/5). Also snapped for Pat McAfee to post a 47.5 average on two punts.
- In a Week 14 loss against Houston (12/11), snapped for Adam Vinatieri to convert 1-of-2 field goal attempts and two extra point attempts. Also snapped for Pat McAfee's two punts for a 40.5 average.
- Snapped for Adam Vinatieri to convert two field goals and four extra point attempts in a Week 15 victory at Minnesota (12/18). Also snapped for Pat McAfee who averaged 42.3 yards on three punts.

### 2015 (COLTS):

- Competed in all 16 games as the team's long snapper. Assisted kicker Adam Vinatieri who recorded his 18th career 100-point season while becoming the third player in NFL history to convert 500 field goals. Snapped for punter Pat McAfee who ranked second in the NFL with a 47.7 average and fifth in the league with a 41.7 net average.
- In a Week 3 victory at Tennessee (9/27), snapped for Adam Vinatieri to convert all five of his extra point attempts. Also snapped for Pat McAfee to record

five punts for a 49.8 average with a long kick of 54 yards.

- Snapped for Adam Vinatieri to log 10 points against Jacksonville (10/4) in a Week 4 win as he became the franchise's all-time leading scorer. Also snapped for Pat McAfee who registered a 47.8 punting average with two punts pinned inside the 20-yard line.
- In a Week 7 loss against New Orleans (10/25), snapped for punter Pat McAfee to log career highs in punts (10) and punting yards (517) while snapping for Adam Vinatieri to convert all three extra point attempts.
- Snapped for kicker Adam Vinatieri to convert all four field goal attempts and two extra points in a Week 8 overtime loss at Carolina (11/2). Also snapped for punter Pat McAfee to average 48.7 yards on six punts.
- Served as the long snapper in a Week 11 win at Atlanta (11/22) and snapped for Adam Vinatieri's three extra points and his game-winning 43-yard field goal with 52 seconds remaining in the fourth quarter. Also snapped for Pat McAfee who set a franchise record for career games with a 50.0-plus punting average (16). Contributed with one special teams stop.
- In a Week 12 victory against Tampa Bay (11/29), snapped for Adam Vinatieri to convert 4-of-4 field goals and one extra point. Also snapped for punter Pat McAfee who averaged 52.0 yards on three kicks.
- In a Week 15 loss against Houston (12/20), snapped for Adam Vinatieri to convert both of his field goal and extra point attempts. Also snapped for Pat McAfee who averaged 41.1 yards per punt while pinning five kicks inside the 20-yard line.
- Snapped for Adam Vinatieri who converted his 500th career field goal in a Week 16 win at Miami (12/27). Also snapped for Pat McAfee who totaled five punts for a 51.0 average with a long kick of 63 yards.
- In a Week 17 victory against Tennessee (1/3/16), snapped for Adam Vinatieri who converted on all three field goal attempts and three PATs for 12 points. The three field goals marked 25 consecutive successful kicks for Vinatieri to end the regular season.

#### **2014 (COLTS):**

- Served as the team's long snapper for all 16 games and all three postseason contests. Snapped for punter Pat McAfee who set franchise single-season records with a 42.8 net punting average and 30 punts pinned inside the 20-yard line. Also snapped for kicker Adam Vinatieri who converted 30-of-31 field goals and all 50 extra points for 140 points on the season. Both McAfee and Vinatieri were named to the Associated Press NFL All-Pro team as well as being voted to the Pro Bowl.
- Snapped for punter Pat McAfee to record his third-highest single-game average (55.3) in a Week 2 contest against Philadelphia (9/15). Also snapped

for kicker Adam Vinatieri's two field goals and three extra points while adding one special teams tackle.

- In a Week 3 victory at Jacksonville (9/21) handled long snapping duties for Adam Vinatieri to convert 3-of-3 field goals and all five extra point attempts. Also snapped for Pat McAfee to register two punts for a 53.5-yard average.
- In a Week 8 loss at Pittsburgh (10/26), handled snapping duties for Adam Vinatieri's two field goals and four extra points. Also snapped for Pat McAfee to record three punts for a 51.0 average. Posted two tackles on special teams.
- Was the long snapper for Adam Vinatieri's four field goal and four extra point conversions in a Week 9 victory at the New York Giants (11/3). Also snapped for punter Pat McAfee who totaled six punts for a 40.0 average while pinning three punts inside the 20-yard line.
- Handled snapping duties for Adam Vinatieri's two field goals and two extra points in a Week 11 loss against New England (11/16). Vinatieri set an NFL record with his 17th career 100-point season and remained perfect on the year in field goals and extra points. Snapped for punter Pat McAfee to record a career-best 56.7 average on three kicks. Tied for the team lead with two special teams tackles.
- Was the long snapper for a Week 13 victory against Washington (11/30). Snapped for Pat McAfee who tallied three punts for a 46.0 average. Also snapped for Adam Vinatieri's single-game career-high seven extra points.
- In a Week 15 victory against Houston (12/14), was the long snapper for Adam Vinatieri's 29-yard fourth quarter field goal and two extra points. Snapped for Pat McAfee to total seven punts for a 46.4 average, including four punts pinned inside the 20-yard line.
- In the team's AFC Wild Card Playoff win against Cincinnati (1/4/15), handled snapping duties for Adam Vinatieri's four field goals and two extra points. Snapped for Vinatieri to convert a 53-yard field goal in the fourth quarter, the longest kick in Colts postseason history. Also handled long snapping duties for punter Pat McAfee to record four punts for a 51.5 average. It was the third-best average for a postseason game in team history as McAfee also registered the longest punt in a postseason game in team history (68 yards).
- Handled snapping duties for Adam Vinatieri's field goal and three extra points and Pat McAfee's four punts in the team's AFC Divisional Playoff victory at Denver (1/11/15).
- In the team's AFC Championship Game loss at New England (1/18/15), snapped for Pat McAfee's five punts for a 49.6 average with a long kick of 58 yards. Also contributed with one special teams tackle.

#### **2013 (COLTS):**

- Competed in all 16 games and served as the long snapper for punter Pat McAfee who averaged 46.0 yards per punt and kicker Adam Vinatieri who



converted 35-of-40 field goals and all 34 extra point attempts. Also added five special teams tackles.

- Named to the Pro Bowl for the first time in his career.
- Handled snapping duties for Colts kicker Adam Vinatieri to convert 2-of-3 field goal attempts and two extra points against Miami (9/15) in Week 2. Also snapped to punter Pat McAfee who totaled a 51.5 average and a long punt of 60 yards on four kicks.
- In a Week 3 victory at San Francisco (9/22), handled snapping duties for kicker Adam Vinatieri to convert 2-of-3 field goals (41 and 43 yards) while adding three extra points. Also snapped for punter Pat McAfee to average 48.0 yards per punt on four kicks while pinning three punts inside the 20-yard line.
- Snapped for kicker Adam Vinatieri who converted all three of his field goal attempts in a Week 6 loss at San Diego (10/14). Vinatieri split the uprights from 30, 50 and 51 yards. Also handled snapping duties for punter Pat McAfee to average 40.6 yards on five kicks, including two which were pinned inside the 20-yard line.
- Assisted punter Pat McAfee in setting a franchise record with six punts placed inside the 20-yard line while averaging 48.9 yards per kick in a Week 7 win against Denver (10/20). Also handled snapping duties for kicker Adam Vinatieri to split the uprights on all three of his field goals and all four extra points.
- Handled snapping duties for kicker Adam Vinatieri to split the uprights on all three field goals and all three extra points in a Week 11 victory at Tennessee (11/14). Also snapped for punter Pat McAfee who finished with three punts for a 37.0 average.
- In a Week 13 victory against Tennessee (12/1), handled long snapping duties for kicker Adam Vinatieri's five field goals and one extra point. Also snapped for punter Pat McAfee who netted five punts for a 45.4 average. Contributed with one special teams tackle.
- Handled snapping duties for kicker Adam Vinatieri to split the uprights on 3-of-4 field goal attempts and two extra points in a Week 16 victory at Kansas City (12/22). Also snapped for punter Pat McAfee who logged four kicks for a 50.3 average.
- In a Week 17 win against Jacksonville (12/29), snapped for kicker Adam Vinatieri who converted 3-of-3 field goals and three PATs for 12 points. Vinatieri surpassed 2,000 career points as well as moving into fifth place on the NFL's all-time scoring list. Also handled snapping duties for punter Pat McAfee who averaged 47.4 yards on five punts while setting a franchise record with his 27th punt pinned inside the 20-yard line.
- Handled snapping duties during the team's AFC Wild Card victory against Kansas City (1/4/14). Snapped for kicker Adam Vinatieri to convert one field goal and six extra points. Also snapped for punter Pat McAfee to record one punt for 51 yards.

- During the team's AFC Divisional Playoff loss at New England (1/11/14), handled snapping duties for kicker Adam Vinatieri to convert 2-of-2 field goals and two extra points. Also snapped for punter Pat McAfee, who logged a 51.8 average on five punts. Contributed with one tackle on special teams.

## **2012 (COLTS):**

- Appeared in all 16 games and finished third on the team with nine special teams tackles (six solo).
- Snapped for kicker Adam Vinatieri to convert 26-of-33 field goals and all 37 extra point attempts.
- Snapped for punter Pat McAfee to set franchise single-season records in gross punting average (48.2), net punting average (40.3), punts inside the 20 (26) and 50.0-yard gross average games (five).
- In his first career playoff game, handled snapping duties for punter Pat McAfee to average 48.5 yards per punt, which included a long kick of 53 yards at Baltimore (1/6/13). Also snapped for kicker Adam Vinatieri to convert three-of-four field goals accounting for the team's nine points in the loss.

## **2010 (OMAHA Nighthawks, UFL):**

- As a member of the Omaha Nighthawks, was named to the United Football League's top 10 players list in 2010 earning the recognition as the league's best long snapper.
- Helped the team win three of their first four games as an expansion team in 2010.

## **2009 (FLORIDA TUSKERS, UFL):**

- With the Florida Tuskers, was part of a team that recorded a perfect 6-0 record while reaching the UFL Championship Game.

## **2008 (TRI-CITIES FEVER, IFL):**

- Was part of a Tri-Cities Fever team that won four games and finished fifth in the NC West.

## **2007:**

- Was signed by the Seattle Seahawks as an undrafted free agent, but was released prior to the start of the regular season.

## **COLLEGE:**

- Was a team captain and two-year starter at defensive end and long snapper for Western Washington.
- Finished his collegiate career with 5.0 sacks, 7.5 tackles for loss, one interception, one forced fumble and seven passes defended.
- Attended Diablo Valley College from 2003-04 before transferring to Western Washington.

## **PERSONAL:**

- Attended Tracy (Calif.) High School.
- Was an Honorable Mention San Joaquin Athletic Association All-Star as a senior.
- Started and lettered two years as an offensive guard

- while serving as a co-captain as a senior.
- Also lettered one year in golf and baseball.
- Founder/President of Pros 2 Youth, a non-profit organization based in his hometown of Tracy, Calif.
- Co-owner of Led By Pros Youth Football Academy in Omaha, Neb. with Maurice Claret.
- Grandson of Washington State Hall of Fame Football Coach Paul Wallrof.
- Father, Tom Overton, played college football at Cal-State Hayward. Son of Lisa Blair and has two siblings, Stefan and Nicole Overton.
- Has volunteered at several functions, including the United Way Cold Feet Warm Shoes event, Horseshoe Helpings, Million Meal Marathon, Hometown Huddle, Pamper Her Pink Dinner and the Colts annual playground build.
- Volunteered for the Kids Against Hunger Million Meal Marathon and Shop With a Colt events.
- Makes several visits to patients at IU Simon Cancer Center and Riley Hospital and was a guest at the Race for Riley event.
- Provided a once in a lifetime experience for Riley Hospital children by supplying suite tickets and limo transportation to a Justin Bieber concert in Indianapolis.
- Served as the emcee for the Bulter University Dance Marathon, benefitting Riley Hospital.
- Was a guest at the Boys and Girls Clubs of Indianapolis Monte Carlo Night.
- Read to students at the Colts Day in Schools event and visited kids at Guion Creek Elementary School and Greenfield Central High School.
- Was a speaker at an NFL PLAY 60 Super School Visit at Brownsburg West Middle School.
- An advocate for the Taco Bell Foundation for teens.

- A morning show personality on 95.5 WFMS The Country Station.
- A native of Tracy, Calif.

#### GETTING TO KNOW MATT OVERTON

**Favorite team and/or athlete outside of football:**  
Tiger Woods

**Favorite musician and/or song:** Band – Florida Georgia Line. Song – “Bottoms Up” by Brantley Gilbert

**Hobbies outside of football:** Going to country concerts, rebuilding my 1972 Chevy C10 pickup, golf, traveling, doing awesome things for deserving people, being in the water and hanging out with my two dogs.

**What is something interesting about you that**

**most people may not know:** I’m the best karaoke singer in the world.

**Favorite food:** Taco Bell

**Favorite vacation spot:** Lake Tahoe, Calif.

**If you could have lunch with three people, living or dead, who would they be:** Jesus Christ, Tiger Woods and Carrie Underwood

**Favorite movie:** *Heavyweights*

**What’s the one thing you couldn’t live without:**  
Family

#### CAREER GP/GS (POSTSEASON):

2016 IND: 13/0

2015 IND: 16/0

2014 IND: 16/0 (3/0)

2013 IND: 16/0 (2/0)

2012 IND: 16/0 (1/0)

**TOTAL: 76/0 (6/0)**

**SPECIAL TEAMS TACKLES:** 24 (2015 - 2, 2014 - 8, 2013 - 5, 2012 - 9)

**POSTSEASON SPECIAL TEAMS TACKLES:** 2 (2014 - 1, 2013 - 1)

# 54

DT

## DAVID PARRY



**6-2 • 310 • STANFORD**

**NFL EXP:** 2 (2nd Year with Colts)

**HOW ACQUIRED:** D5 – 2015 (151st overall)

**BORN:** 3/7/92

**GP/GS (POSTSEASON):** 30/30 (0/0)

### CAREER TRANSACTIONS:

- Selected by the Colts in the fifth round (151st overall) of the 2015 NFL Draft.

### 2016 (COLTS):

- In a Week 1 loss against Detroit (9/11), started at nose tackle and compiled two tackles.
- Started at nose tackle in a Week 2 loss at Denver (9/18) and tallied five solo tackles.
- Logged three tackles (two solo) and one quarterback hit starting at nose tackle in a Week 3 win against San Diego (9/25).
- In a Week 4 loss at Jacksonville (10/2), tallied three tackles and 1.0 tackle for loss.
- Tallied three tackles and one quarterback hit starting at nose tackle in a Week 5 victory against Chicago (10/9).
- Started at nose tackle in a Week 6 loss at Houston (10/16) and compiled three tackles (two solo) and one quarterback hit.
- In a Week 7 win at Tennessee (10/23), started at nose tackle and finished with three tackles.
- Finished with three solo tackles starting at nose tackle in a Week 8 loss against Kansas City (10/30).
- Started at nose tackle in a Week 9 win at Green Bay (11/6) and finished with four tackles, 1.0 sack, 1.0 tackle for loss and one quarterback hit. Recorded his first sack of the season and the third for the team in the game when he dropped Aaron Rodgers for a one-yard loss in the third quarter.
- In a Week 11 victory against

### SINGLE-GAME HIGHS

**TACKLES:** 6 at JAX (12/13/15)

**SACKS:** 1.0, three times (Last at NYJ 12/5/16)

**FF:** 0

**FR:** 0

**INT:** 0

**PD:** 0

Tennessee (11/20), started at nose tackle and finished with three solo tackles, 1.0 sack, 1.0 tackle for loss and one quarterback hit. Also contributed with one special teams stop.

- Finished with four tackles (two solo), starting at nose tackle in a Week 12 loss against Pittsburgh (11/24).
- Started at nose tackle in a Week 13 victory at the New York Jets (12/5) and logged one tackle, 1.0 sack and one quarterback hit. Registered the team's lone sack of the game when he dropped Bryce Petty for a two-yard loss in the third quarter. It was his third sack of the season and the fourth of his career.

- In a Week 14 loss against Houston (12/11), started at nose tackle and finished with four tackles (three solo) and one quarterback hit.
- Started at nose tackle in a Week 15 victory at Minnesota (12/18), but did not finish with a tackle.

### 2015 (COLTS):

- Started all 16 games as a rookie at nose tackle and recorded 41 tackles (23 solo), 1.0 sack and 4.0 tackles for loss.
- Was one of two rookie defensive linemen in the NFL to start all 16 games.



- Started his first career NFL contest at nose tackle in a Week 1 loss at Buffalo (9/13) and finished with two tackles.
- In a Week 2 loss against the New York Jets (9/21), totaled four tackles (two solo) and 1.0 tackle for loss.
- Posted three solo tackles and his first career sack starting at nose tackle in a Week 3 victory at Tennessee (9/27). The sack came in the second quarter when he brought down Marcus Mariota for an eight-yard loss.
- In a Week 8 overtime loss at Carolina (11/2), posted four tackles (three solo) and one quarterback hurry.
- In a Week 14 loss at Jacksonville (12/13), started at nose tackle and posted six tackles (four solo).
- Tallied four tackles and added 1.0 tackle for loss starting at nose tackle in a Week 15 loss against Houston (12/20).
- Started at nose tackle in a Week 16 win at Miami (12/27) and recorded five tackles (two solo).

COLLEGE:

- Appeared in 40 games (23 starts) at Stanford and posted 91 tackles (43 solo), 17.5 tackles for loss, 6.5 sacks and two passes defended.
- Was a Burlsworth Trophy semifinalist, which is awarded annually to the most outstanding college football player who began his career as a walk-on.
- Named an All-Pac-12 honorable mention selection as a senior.
- A three-time member of the Pac-12 All-Academic Team. Received first-team honors in 2014, second-team honors in 2013 and honorable mention honors in 2012.
- Had his best season at Stanford in 2014, finishing

- with 34 tackles, 7.5 tackles for loss and 4.5 sacks in 12 games played.
- In 2013, played in 14 games, making 23 tackles (11 solo) and 5.0 tackles for loss.
  - Played in 14 games with three starts in 2012 and had 28 tackles (17 solo), 3.0 tackles for loss and two passes defended.
  - In 2011, competed in all 13 games and tallied six tackles (three solo) and 1.5 tackles for loss.

PERSONAL:

- Graduated from Linn-Mar High School in Marion, Iowa where he was a three-year varsity letterwinner at offensive and defensive tackle.
- Was a First Team Iowa Newspaper Association 4A All-State offensive lineman as a senior.
- Was named a First Team Iowa Preps Elite All-State choice.
- Was the team MVP as a senior and was selected to play in the Iowa Shrine All-Star Game.
- Has an older brother, George, who played football at Harvard (2000-04).
- Majored in political science at Stanford.
- Assisted Trinity House in 2015 by purchasing Christmas gifts for young men in foster care.
- Was a college teammate with Colts defensive tackle Henry Anderson.
- Born in Carrollton, Texas.

GETTING TO KNOW DAVID PARRY

**Favorite team and/or athlete outside of football:** Mark Hunt (MMA)

**Favorite musician and/or song:** Future – “Real Sisters”

**Hobbies outside of football:** Watching movies and spending time with family and friends

**What is something interesting about you that most people may not know:** I’m a movie critic

**Favorite food:** Italian

**Favorite vacation spot:** Las Vegas

**If you could have lunch with three people, living or dead, who would they be:** Bob Parry, Fa’amaile Amituanai and Tala Taeleifi

**Favorite movie:** *Inception*

**What’s the one thing you couldn’t live without:** My family

2016 GAME-BY-GAME STATISTICS														
Date/Opp.	GP	GS	Solo	Asst.	Total	Sacks	PD	FF	FR	INT	Yds	Avg.	LG	TD
9/11 vs. DET	1	1	2	0	2	0.0	0	0	0	0	0	0.0	0	0
9/18 @ DEN	1	1	5	0	5	0.0	0	0	0	0	0	0.0	0	0
9/25 vs. SD	1	1	2	1	3	0.0	0	0	0	0	0	0.0	0	0
10/2 @ JAX (UK)	1	1	2	1	3	0.0	0	0	0	0	0	0.0	0	0
10/9 vs. CHI	1	1	2	1	3	0.0	0	0	0	0	0	0.0	0	0
10/16 @ HOU	1	1	2	1	3	0.0	0	0	0	0	0	0.0	0	0
10/23 @ TEN	1	1	0	3	3	0.0	0	0	0	0	0	0.0	0	0
10/30 vs. KC	1	1	3	0	3	0.0	0	0	0	0	0	0.0	0	0
11/6 @ GB	1	1	4	0	4	1.0	0	0	0	0	0	0.0	0	0
11/20 vs. TEN	1	1	3	0	3	1.0	0	0	0	0	0	0.0	0	0
11/24 vs. PIT	1	1	2	2	4	0.0	0	0	0	0	0	0.0	0	0
12/5 @ NYJ	1	1	1	0	1	1.0	0	0	0	0	0	0.0	0	0
12/11 vs. HOU	1	1	3	1	4	0.0	0	0	0	0	0	0.0	0	0
12/18 @ MIN	1	1	0	0	0	0.0	0	0	0	0	0	0.0	0	0
12/24 @ OAK														
1/1 vs. JAX														
2016 TOTALS	14	14	31	10	41	3.0	0	0	0	0	0	0.0	0	0

CAREER REGULAR SEASON STATISTICS														
Year	GP	GS	Solo	Asst.	Total	Sacks	PD	FF	FR	INT	Yds	Avg.	LG	TD
2016 IND	14	14	31	10	41	3.0	0	0	0	0	0	0.0	0	0
2015 IND	16	16	23	18	41	1.0	0	0	0	0	0	0.0	0	0
TOTAL	30	30	54	28	82	4.0	0	0	0	0	0	0.0	0	0

SPECIAL TEAMS TACKLES: 1 (2016 - 1)

SPECIAL TEAMS TACKLES: 1 (2016 - 1)

# 76

T/G

## JOE REITZ



**6-7 • 325 • WESTERN MICHIGAN**

**NFL EXP:** 6 (6th Year with Colts)

**HOW ACQUIRED:** FA – 2010

**BORN:** 8/24/85

**GP/GS (POSTSEASON):** 71/44 (3/3)

### CAREER TRANSACTIONS:

- Elevated to the Colts 53-man roster from the practice squad on January 8, 2011.
- Signed to the Indianapolis practice squad on September 19, 2010.
- Claimed off waivers by the Colts from the Miami Dolphins on September 8, 2010 and was waived on September 15, 2010.
- Claimed off waivers by Miami on September 5, 2010 and was waived on September 7, 2010.
- Signed as a free agent with the Baltimore Ravens on January 19, 2010 and was waived on September 4, 2010.
- Signed to the Ravens practice squad on September 7, 2009.
- Signed as a free agent with Baltimore on January 20, 2009 and was waived on September 5, 2009.
- Signed to the Ravens practice squad on September 3, 2008 and was waived on October 1, 2008.
- Originally signed as an undrafted free agent by Baltimore on May 9, 2008 and was waived on September 2, 2008.

### PRO CAREER:

- Has started 44 career games at multiple positions, including left guard, right guard, left tackle and right tackle.
- Was the recipient of Indianapolis' 2015 Ed Block Courage Award.

### 2016 (COLTS):

- In a Week 1 loss against Detroit (9/11), started at right tackle and blocked for an offense that totaled 450 net yards as quarterback Andrew Luck threw for 385 yards and four touchdowns.
- Started at right tackle in a Week 2 loss at Denver (9/18) and provided time for the offense to total 253 net yards.
- Provided time for the Colts offense to register 410 net yards starting at right tackle in a Week 3 win against San Diego (9/25). Also blocked for quarterback Andrew Luck to throw for 331 yards and one touchdown.
- Was inactive for a Week 4 loss at Jacksonville (10/2).
- Participated in tackle-eligible situations during a

Week 5 victory against Chicago (10/9).

- In a Week 6 loss at Houston (10/16), competed on the offensive line and on special teams.
- Started at right tackle in a Week 7 win at Tennessee (10/23) and blocked for an offense that totaled 422 net yards. Assisted Andrew Luck who threw for 353 yards and three touchdowns.
- Blocked for Andrew Luck to throw for 210 yards and two touchdowns starting at right tackle in a Week 8 loss against Kansas City (10/30).
- Was inactive for a Week 9 win at Green Bay (11/6).
- Saw action on the offensive line and on special teams in a Week 11 victory against Tennessee (11/20).
- In a Week 12 loss against Pittsburgh (11/24), filled in for injuries on the offensive line and blocked for Scott Tolzien to throw for 205 yards and one touchdown.
- Competed on the offensive line and on special teams in a Week 13 victory at the New York Jets (12/5). Blocked for a Colts offense that recorded 421 net yards.
- Started at right tackle in a Week 14 loss against Houston and provided time for the offense to record 348 net yards.
- Listed as inactive for Week 15 victory at Minnesota (12/18).

### 2015 (COLTS):

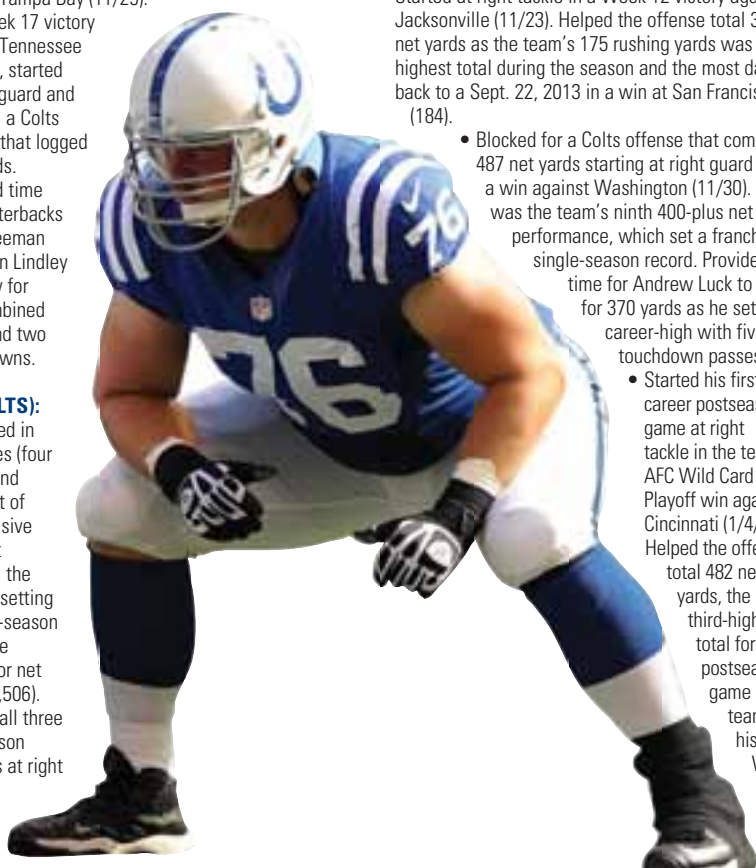
- Competed in all 16 games for the first time in his career and made 14 starts at three different positions (two at right guard, 10 at right tackle, two at left tackle). Blocked for a Colts offense that totaled 5,142 yards of net offense and assisted running back Frank Gore who posted the most rushing yards in a season for a Colts running back (967) dating back to 2007.
- Made his first start of the season at right tackle in a Week 3 win at Tennessee (9/27). Assisted a Colts offense that totaled 378 net yards and opened rushing lanes for Frank Gore to compile 86 yards and two rushing touchdowns.
- In a Week 5 win at Houston (10/8), started at right tackle and opened rushing lanes for Frank Gore to total 98 yards and one touchdown. The 98 yards were the most for a Colts running back in a single game dating

back to 2012. Also blocked for Matt Hasselbeck who threw for 213 yards and two touchdowns.

- Started at right tackle in a Week 6 loss against New England (10/18) and blocked for a Colts offense that topped 400 net yards (409) for the first time all season. Provided time for quarterback Andrew Luck to throw for 312 yards and three touchdowns.
- In a Week 7 loss against New Orleans (10/25), started at right tackle and blocked for a Colts offense that totaled 376 net yards as quarterback Andrew Luck threw for 333 yards and three touchdowns.
- Provided time for the Colts offense to total 365 net yards in a Week 9 victory against Denver (11/8). Also opened rushing lanes for Frank Gore to tally 28 carries for 83 yards and one touchdown.
- In a Week 11 win at Atlanta (11/22), started at right tackle and blocked for quarterback Matt Hasselbeck who threw for 213 yards and two touchdowns. Carried one lateral pass for no gain.
- Made his first start at left tackle and provided time for quarterback Matt Hasselbeck to throw for 315 yards and two touchdowns in a Week 12 victory against Tampa Bay (11/29).
- In a Week 17 victory against Tennessee (1/3/16), started at right guard and assisted a Colts offense that logged 327 yards. Provided time for quarterbacks Josh Freeman and Ryan Lindley to throw for 207 combined yards and two touchdowns.

#### 2014 (COLTS):

- Competed in 10 games (four starts) and was part of an offensive line that assisted the team in setting a single-season franchise record for net yards (6,506). Started all three postseason contests at right tackle.



#### QUICK HITS

A native of Fishers, Ind., Reitz was a three-year letterwinner in football and basketball at Hamilton Southeastern High School and was the first player in school history to be named an *Indianapolis Star* Indiana All-Star in basketball. Reitz was offered a football scholarship, but decided to play basketball at Western Michigan.

- Started at left guard in a Week 6 win at Houston (10/9). Provided time for the offense to generate 456 net yards as Andrew Luck threw for 370 yards and three touchdowns.
- In a Week 7 victory against Cincinnati (10/19), saw action on the offensive line and assisted the Colts in totaling 506 net yards. Blocked for Andrew Luck to record his franchise-tying fifth consecutive 300-yard passing performance.
- Was part of an offensive line that assisted the team in generating 443 net yards while allowing only 1.0 sack in a Week 9 win at the New York Giants (11/3). Provided time for quarterback Andrew Luck to throw four touchdown passes.
- Started at right tackle in a Week 12 victory against Jacksonville (11/23). Helped the offense total 389 net yards as the team's 175 rushing yards was the highest total during the season and the most dating back to a Sept. 22, 2013 in a win at San Francisco (184).
- Blocked for a Colts offense that compiled 487 net yards starting at right guard in a win against Washington (11/30). It was the team's ninth 400-plus net yard performance, which set a franchise single-season record. Provided time for Andrew Luck to throw for 370 yards as he set a career-high with five touchdown passes.
- Started his first career postseason game at right tackle in the team's AFC Wild Card Playoff win against Cincinnati (1/4/15). Helped the offense total 482 net yards, the third-highest total for a postseason game in team history. Was part of an



offensive line that allowed only 1.0 sack as Andrew Luck threw for 376 yards.

- In the team's AFC Divisional Playoff victory at Denver (1/11/15), started at right tackle and was part of an offensive line that did not allow a sack as the Colts registered 364 net yards. Blocked for Andrew Luck who threw for 265 yards and two touchdowns in the win.
- Started at right tackle during the team's AFC Championship Game loss at New England (1/18/15) and blocked for a Colts offense that totaled 209 net yards.

### **2013 (COLTS):**

- Participated in 14 games (three starts) on the offensive line and assisted the Colts in averaging 108.9 rushing yards per game, the team's highest total since 2006.
- Earned a start against San Francisco (9/22) in Week 3 when the Colts opened in a tackle eligible set. Helped the Colts rush for 184 net yards while providing time for quarterback Andrew Luck to throw for 159 yards. Was part of an offensive line that allowed only 1.0 sack in the victory.
- Saw action on the offensive line in a Week 4 victory at Jacksonville (9/29). Assisted a Colts rushing attack that totaled 157 net yards while providing time for quarterback Andrew Luck to total 257 passing yards and two touchdowns.
- Was part of an offensive line that provided time for the Colts to register 317 total net yards in a victory against Seattle (10/6). Also blocked for a rushing attack that recorded 109 net yards, the team's fifth consecutive contest with 100-plus rushing yards.
- Was part of an offensive line that blocked for quarterback Andrew Luck to throw for 228 yards while recording four total touchdowns in the team's Week 7 win against Denver (10/20). Also blocked for a rushing attack that registered 121 yards.
- Participated on an offensive line that assisted the Colts in totaling 406 net yards in a Week 10 loss against St. Louis (11/10). Also blocked for quarterback Andrew Luck who threw for 353 yards.
- Opened rushing lanes for the Colts to generate 137 rushing yards in a win at Tennessee (11/14). Provided time for the Colts offense to record 366 net yards as quarterback Andrew Luck threw for 232 yards while rushing for one touchdown.
- Started at left guard in a Week 14 loss at Cincinnati (12/8). Was part of an offensive line that did not allow a sack and provided time for quarterback Andrew Luck to throw for 326 yards and four touchdowns.
- Made a start at right guard in a Week 15 victory against Houston (12/15), but left the game with a concussion following the opening offensive possession.
- Listed as inactive for the team's AFC Wild Card Playoff victory against Kansas City (1/4/14).
- Was inactive for the team's AFC Divisional Playoff loss at New England (1/11/14).

### **2012 (COLTS):**

- Competed in nine games (eight starts) and was inactive for seven contests.
- Saw action in his first game of the season as a reserve on the offensive line at Tennessee (10/28).
- Made his first start of the season at left guard against Miami (11/4) and provided time for quarterback Andrew Luck to set an NFL rookie record for passing yards in a single game (433).
- Started at left guard at New England (11/18) and blocked for a Colts offense to total 448 yards of net offense.
- Started at left guard and assisted the Colts in totaling 459 net yards at Detroit (12/2). Left the game in the second quarter with a head injury.
- Started at left guard and opened rushing lanes for running back Vick Ballard to total a season-high 105 yards in the team's loss at Houston (12/16).
- Blocked for quarterback Andrew Luck to throw for 205 yards and set a new NFL record for passing yards by a rookie in the team's victory at Kansas City (12/23) starting at left guard.
- Listed as inactive for the team's AFC Wild Card Playoff loss at Baltimore (1/6/13).

### **2011 (COLTS):**

- Competed in 11 games (nine starts) while being inactive for another five contests.
- Made his NFL debut at Houston (9/11), starting at left guard.
- Started against Cleveland (9/18) and provided rushing lanes for the Colts to total 110 yards.
- Provided time for quarterback Curtis Painter to establish career highs in passing yards (281), touchdowns (two) and passer rating (99.4) at Tampa Bay (10/3).
- Started at left guard against Tennessee (12/18) and helped open rushing lanes for running back Donald Brown to set a career-high with 161 rushing yards on 16 carries.

### **2010 (COLTS):**

- Was inactive for the season opener at Houston (9/12) and spent the remainder of the regular season on the practice squad.
- Was elevated to the 53-man roster for the team's AFC Wild Card Playoff game against the New York Jets (1/8/11), but was inactive.

### **2009 (RAVENS):**

- Spent the entire season on the Ravens practice squad.

### **2008 (RAVENS):**

- Spent a portion of the season on the Ravens practice squad before being placed on Injured Reserve on October 1.

### **COLLEGE:**

- Was offered a football scholarship, but decided to play basketball at Western Michigan.



- Started 126-of-128 career games and finished third in school history in scoring (1,713 points) and rebounding (939).
- Named a three-time All-MAC and two-time Academic All-America selection.
- Holds a degree in finance.

**PERSONAL:**

- Attended Hamilton Southeastern High School in Fishers, Ind.
- Was a three-year letterwinner in football and basketball.
- Was the first player in school history to be named an *Indianapolis Star* Indiana All-Star in basketball.
- Was the team's 2015 Ed Block Courage Award winner.
- Hosted a youth football camp at Hamilton Southeastern High School, St. Louis de Montfort Catholic School and Our Lady of Mount Carmel in Carmel, Ind.
- Working with Knights of Columbus, hosted a Special Olympics mini combine at the Colts practice facility.
- Visited Riley Hospital for Children to spread cheer during the holidays.
- Read to students as part of the Colts Day in Schools event and was a reader for Read Across America Week.
- Serves as a Colts Community Ticket Block Sponsor.
- Was a guest speaker for All Pro Dad's Chapter Breakfast at Hazel Dell Elementary School.
- Supported domestic violence awareness by speaking at Coburn Place's 2015 Blue Breakfast.
- Active in Christian outreach efforts and Indianapolis CYO programs.
- For the last three years, has hosted a Tackling Homelessness Event for Horizon House with his wife, Jill.
- Reitz and his wife, Jill, have two daughters, Juliana and Virginia, and one son, A.J. They reside in Zionsville, Ind.
- A native of Fishers, Ind.

**CAREER GP/GS (POSTSEASON):**

2016 IND: 11/6  
 2015 IND: 16/14  
 2014 IND: 10/4 (3/3)  
 2013 IND: 14/3 (0/0)  
 2012 IND: 9/8 (0/0)  
 2011 IND: 11/9  
 2010 IND: 0/0 (0/0)  
 2009 BAL: 0/0  
 2008 BAL: 0/0  
**TOTAL: 71/44 (3/3)**

GETTING TO KNOW JOE REITZ	
<b>Favorite team and/or athlete outside of football:</b> Cincinnati Reds and Indiana Pacers <b>Favorite musician and/or song:</b> Anything country <b>What is something interesting about you that most people may not know:</b> I finished Top 10 (ninth) in a statewide math contest in sixth grade <b>Favorite food:</b> Mexican	<b>Favorite vacation spot:</b> The beach <b>If you could have lunch with three people, living or dead, who would they be:</b> Jesus Christ, George Washington and Julius Caesar <b>Favorite movie:</b> <i>Hoosiers</i> <b>What's the one thing you couldn't live without:</b> My wife and kids

# 46

ILB

## LUKE RHODES



6-2 • 242 • WILLIAM & MARY

NFL EXP: Rookie

HOW ACQUIRED: FA – 2016

BORN: 12/2/92

GP/GS (POSTSEASON): 2/0 (0/0)

### CAREER TRANSACTIONS:

- Signed by the Colts to the active roster from the practice squad on December 7, 2016.
- Signed by the Colts as a free agent on October 4, 2016.
- Released by the Tampa Bay Buccaneers on September 3, 2016.
- Signed by the Buccaneers as an undrafted free agent on May 2, 2016.

### 2016 (COLTS):

- Competed in his first career NFL game on special teams in a Week 14 loss against Houston (12/11), but did not record a tackle.
- Participated on special teams in a Week 15 victory at Minnesota (12/18) and totaled one tackle.

### COLLEGE:

- Started 45-of-47 games played at William & Mary, finishing with 341 tackles, 20.0 tackles for loss, 5.5 sacks, 19 passes defended, six forced fumbles, two fumble recoveries and one interception.
- Was a three-time First Team All-Colonial Athletic Association selection, while earning Virginia Sports Information Directors All-State honors all three seasons.
- Started all 12 games played as a senior in 2015, totaling 78 tackles, 5.5 for a loss, four passes defended, two forced fumbles and one fumble recovery.
- Selected as the only Football Championship Series player named to the Butkus Award Watch list and was invited to participate in the NFLPA Collegiate Bowl.
- As a junior in 2014, started all 12 games played, compiling 93 tackles, a career-high 4.0 sacks, 7.5 tackles for loss, five passes defended, one forced fumble and one fumble recovery.
- Earned the team's John A. Stewart Winter Warrior Award for his work on the field and in the off-season training program.
- Started all 12 games played as a sophomore in 2013, registering a career-high 98 tackles, 1.5 sacks, 3.0 tackles for loss, seven passes defended, two forced fumbles and one interception.
- Appeared in 11 games (nine starts) as a redshirt

### SINGLE-GAME HIGHS

TACKLES: 0

SACKS: 0.0

FF: 0

FR: 0

INT: 0

PD: 0

freshman in 2012, posting 72 tackles, 4.0 for a loss, three passes defended and one forced fumble.

- Named to the Jerry Rice Award Watch List, awarded to the most outstanding freshman player in the FCS.
- Selected as the William & Mary Quarterback Club Rookie of the Year.

### PERSONAL:

- Attended Hollidaysburg (Pa.) Area High School where he was a four-year letterman and graduated holding the school records for both touchdowns and points scored.
- Was selected to the Pennsylvania Sports Writers Class 3A All-State second team in 2009 and 2010.
- Earned All-Keystone Conference honors as a linebacker in 2010 and was an All-Mountain Athletic Conference selection as a junior and sophomore.
- Was a four-year letterman on the basketball team.
- Majored in kinesiology with a minor in public health.
- A native of Hollidaysburg, Pa.

### GETTING TO KNOW LUKE RHODES

**Favorite team and/or athlete outside of football:** Pittsburgh Penguins

**Favorite musician and/or song:** Eminem or Chainsmokers

**Hobbies outside of football:** Skiing

**What is something interesting about you that most people may not know:** I was adopted

**Favorite food:** Pizza

**Favorite vacation spot:** Bethany Beach, Delaware

**If you could have lunch with three people, living or dead, who would they be:** Dwayne “The Rock” Johnson, Donald Trump and Pat McAfee

**Favorite movie:** *The Day After Tomorrow*

**What’s the one thing you couldn’t live without:** Family

2016 GAME-BY-GAME STATISTICS

Date/Opp.	GP	GS	Solo	Asst.	Total	Sacks	PD	FF	FR	INT	Yds	Avg.	LG	TD
9/11 vs. DET						NOT WITH TEAM								
9/18 @ DEN						NOT WITH TEAM								
9/25 vs. SD						NOT WITH TEAM								
10/2 @ JAX (UK)						NOT WITH TEAM								
10/9 vs. CHI						PRACTICE SQUAD								
10/16 @ HOU						PRACTICE SQUAD								
10/23 @ TEN						PRACTICE SQUAD								
10/30 vs. KC						PRACTICE SQUAD								
11/6 @ GB						PRACTICE SQUAD								
11/20 vs. TEN						PRACTICE SQUAD								
11/24 vs. PIT						PRACTICE SQUAD								
12/5 @ NYJ						PRACTICE SQUAD								
12/11 vs. HOU	1	0	0	0	0	0.0	0	0	0	0	0	0.0	0	0
12/18 @ MIN	1	0	0	0	0	0.0	0	0	0	0	0	0.0	0	0
12/24 @ OAK														
1/1 vs. JAX														
2016 TOTALS	2	0	0	0	0	0.0	0	0	0	0	0	0.0	0	0

CAREER REGULAR SEASON STATISTICS

Year	GP	GS	Solo	Asst.	Total	Sacks	PD	FF	FR	INT	Yds	Avg.	LG	TD
2016 IND	2	0	0	0	0	0.0	0	0	0	0	0	0.0	0	0
TOTAL	2	0	0	0	0	0.0	0	0	0	0	0	0.0	0	0

SPECIAL TEAMS TACKLES: 1 (2016 - 1)

# 91

DT

## HASSAN RIDGEWAY



6-3 • 317 • TEXAS

**NFL EXP:** Rookie

**HOW ACQUIRED:** D4 – 2016 (116th overall)

**BORN:** 11/2/94

**GP/GS (POSTSEASON):** 14/4 (0/0)

### CAREER TRANSACTIONS:

- Selected by the Colts in the fourth round (116th overall) of the 2016 NFL Draft.

### 2016 (COLTS):

- In a Week 1 loss against Detroit (9/11), finished with one tackle in his NFL debut.
- Compiled four tackles in a Week 2 loss at Denver (9/18).
- Saw action on defense and special teams in a Week 3 win against San Diego (9/25), but did not record a tackle.
- In a Week 4 loss at Jacksonville (10/2), registered two tackles, 0.5 sacks, one quarterback hit and one pass defended.
- Finished with one tackle in a Week 5 victory against Chicago (10/9).
- Competed on the defensive line and on special teams in a Week 6 loss at Houston (10/16) and finished with one quarterback hit.
- In a Week 7 win at Tennessee (10/23) tallied one tackle.
- Tallied two tackles and 1.0 tackle for loss in a Week 8 loss against Kansas City (10/30).
- Notched one tackle in a Week 9 win at Green Bay (11/6).
- Made his first career start at defensive end in a Week 11 victory against Tennessee (11/20). Finished with one tackle on a fake punt attempt and tallied one quarterback hit.
- Finished with two solo tackles in a Week 12 loss against Pittsburgh (11/24).
- In a Week 13 victory at the New York Jets (12/5), registered one tackle and one quarterback hit.
- Started at defensive tackle in a Week 14 loss against Houston (12/11) and totaled five tackles, 1.0 sack, 1.0 tackle for loss and one quarterback hit. Logged the first full sack of his career when he brought down Brock Osweiler for a five-yard loss in the first quarter. The sack led to a Texans punt.
- In a Week 15 victory at Minnesota (12/18), started at defensive tackle, but did not record a stop.

### COLLEGE:

- A two-year starter who appeared in 36 games (18 starts) and totaled 92 tackles (58 solo), 9.5

### SINGLE-GAME HIGHS

**TACKLES:** 5 vs. **HOU** (12/11/16)

**SACKS:** 1.0 vs. **HOU** (12/11/16)

**FF:** 0

**FR:** 0

**INT:** 0

**PD:** 1 at **JAX** (10/2/16)

- sacks, two fumble recoveries (one returned for a touchdown) and one pass defended.
- Earned All-Big 12 honorable mention honors and was named a First Team All-Big 12 choice by *ESPN.com* as a senior.
- Appeared in 11 games (eight starts) in 2015 and totaled 36 tackles (24 solo), 6.5 tackles for loss, 3.5 sacks and a team-leading two fumble recoveries.
- In 2014, played in 13 games making 10 starts and totaled 43 tackles (27 solo) and finished second on the team in sacks (6.0) and fourth in tackles for loss (11.0).
- Saw action in 12 games as a reserve in 2013, notching 13 tackles (seven solo) and one pass defended.
- Redshirted in 2012 during his freshman season in Austin.

### PERSONAL:

- Attended Mansfield (Texas) High School where he lettered in football and basketball and he earned All-America and all-state honors.
- Was a two-time all-area and all-district honoree on the defensive line in football despite not playing until his sophomore year of high school.
- Participated in the 2012 U.S. Army All-American Bowl, tallying one tackle, 1.0 tackle for loss, 1.0 sack and one forced fumble.
- Was rated the 20th-best defensive end in his class by ESPN and named to the *Austin American-Statesman's* Fab 55 (state's top prospects).
- Named to the *Fort Worth Star-Telegram's* Super Team as a senior.
- Garnered Associated Press All-State honorable mention honors and was an all-district 5-5A second-team selection.
- Named Defensive Line MVP at the Fort Worth Nike Football Training Camp prior to his senior season.
- Tallied 57 tackles, 7.5 sacks, one forced fumble and

one fumble recovery in his senior season and helped lead Mansfield High School to an 11-2 record and advance to the third round of the state playoffs.

- Named all-area second-team by the *Dallas Morning News* and all-district 5-5A first-team as a junior.
- Majored in applied learning and development with a minor in social work.
- A native of Mansfield, Texas.

## GETTING TO KNOW HASSAN RIDGEWAY

**Favorite team and/or athlete outside of football:** Los Angeles Clippers

**Favorite musician and/or song:** J. Cole

**Hobbies outside of football:** Watching basketball

**What is something interesting about you that most people may not know:** I like to read

**Favorite food:** Wings

**Favorite vacation spot:** Los Angeles

**If you could have lunch with three people, living or dead, who would they be:** My grandpa, my dad and my mom

**Favorite movie:** *Dark Knight*

**What's the one thing you couldn't live without:** Family

### 2016 GAME-BY-GAME STATISTICS

Date/Opp.	GP	GS	Solo	Asst.	Total	Sacks	PD	FF	FR	INT	Yds	Avg.	LG	TD
9/11 vs. DET	1	0	1	0	1	0.0	0	0	0	0	0	0.0	0	0
9/18 @ DEN	1	0	1	3	4	0.0	0	0	0	0	0	0.0	0	0
9/25 vs. SD	1	0	0	0	0	0.0	0	0	0	0	0	0.0	0	0
10/2 @ JAX (UK)	1	0	0	2	2	0.5	1	0	0	0	0	0.0	0	0
10/9 vs. CHI	1	0	1	0	1	0.0	0	0	0	0	0	0.0	0	0
10/16 @ HOU	1	0	0	0	0	0.0	0	0	0	0	0	0.0	0	0
10/23 @ TEN	1	0	0	1	1	0.0	0	0	0	0	0	0.0	0	0
10/30 vs. KC	1	0	1	1	2	0.0	0	0	0	0	0	0.0	0	0
11/6 @ GB	1	0	0	1	1	0.0	0	0	0	0	0	0.0	0	0
11/20 vs. TEN	1	1	0	1	1	0.0	0	0	0	0	0	0.0	0	0
11/24 vs. PIT	1	0	2	0	2	0.0	0	0	0	0	0	0.0	0	0
12/5 @ NYJ	1	1	0	1	1	0.0	0	0	0	0	0	0.0	0	0
12/11 vs. HOU	1	1	1	4	5	1.0	0	0	0	0	0	0.0	0	0
12/18 @ MIN	1	1	0	0	0	0.0	0	0	0	0	0	0.0	0	0
12/24 @ OAK														
1/1 vs. JAX														
2016 TOTALS	14	4	7	14	21	1.5	1	0	0	0	0	0.0	0	0

### CAREER REGULAR SEASON STATISTICS

Year	GP	GS	Solo	Asst.	Total	Sacks	PD	FF	FR	INT	Yds	Avg.	LG	TD
2016 IND	14	4	7	14	21	1.5	1	0	0	0	0	0.0	0	0
TOTAL	14	4	7	14	21	1.5	1	0	0	0	0	0.0	0	0

25  
CB



# PATRICK ROBINSON

5-11 • 191 • FLORIDA STATE

NFL EXP: 7 (1st Year with Colts)

HOW ACQUIRED: UFA – 2016 (SD)

BORN: 9/7/87

GP/GS (POSTSEASON): 81/49 (3/2)

## CAREER TRANSACTIONS:

- Signed by the Colts as an unrestricted free agent on March 21, 2016.
- Signed by the San Diego Chargers as an unrestricted free agent on March 19, 2015.
- Selected by the New Orleans Saints in the first round (32nd overall) of the 2010 NFL Draft.

## 2016 (COLTS):

- Made his first start in a Colts uniform at cornerback in a Week 1 loss against Detroit (9/11) and finished with five solo tackles and one pass defended.
- Listed as inactive for a Week 2 loss at Denver (9/18).
- Was inactive for a Week 3 win against San Diego (9/25).
- In a Week 4 loss at Jacksonville (10/2), posted three solo tackles.
- Started at left cornerback in a Week 5 victory against Chicago (10/9) and finished with six tackles (four solo) and one forced fumble.
- Listed as inactive for a Week 6 loss at Houston (10/16).
- Started at left cornerback in a Week 7 win at Tennessee (10/23) and compiled three tackles and one pass defended.
- Finished with four tackles (three solo) and two passes defended starting at left cornerback in a Week 8 loss against Kansas City (10/30).
- Posted two tackles starting at left cornerback in a Week 9 win at Green Bay (11/6).
- Listed as inactive for a Week 11 victory against Tennessee (11/20).
- Started at left cornerback in a Week 12 loss against Pittsburgh (11/24) and finished with three solo tackles and one pass defended.
- Was inactive for a Week 13 victory at the New York Jets (12/5).
- Listed as inactive for a Week 14 loss against Houston (12/11).
- Placed on Injured Reserve on December 13.

## 2015 (CHARGERS):

- Appeared in all 16 games (10 starts), totaling 49 tackles (42 solo), eight passes defended, one forced fumble and one interception.
- Compiled three tackles (two solo), one pass defended and one interception in a Week 1 victory

## SINGLE-GAME HIGHS

**TACKLES: 8, two times** (Last: vs. DEN 12/6/15)

**SACKS: 1.0 vs. WAS** (9/9/12)

**FF: 1, three times** (Last: vs. CHI 10/9/16)

**FR: 0**

**INT: 1, 10 times** (Last: vs. DET 9/13/15)

**PD: 3, four times** (Last: at PIT 11/30/14)

against Detroit (9/13). The interception was returned 27 yards to the Lions 16-yard line setting up a touchdown pass from Philip Rivers to Stevie Johnson on the ensuing drive to pull the Chargers within one point, 21-20.

- Matched his career-high with eight total tackles (seven solo) and tallied one pass defended in a Week 13 loss against Denver (12/6).

## 2014 (SAINTS):

- Saw action in 14 games (six starts), finishing with 40 tackles (31 solo), 12 passes defended, two interceptions and four special teams tackles.
- Was named the team's recipient of the Ed Block Courage Award.
- In a Week 5 win against Tampa Bay (10/5), tallied one tackle, two passes defended and one interception.
- Notched his second interception of the season in a Week 15 victory at Chicago (12/15) along with one pass defended.

## 2013 (SAINTS):

- Appeared in two games tallying two tackles before being placed on Injured Reserve following a knee injury in a Week 2 victory against Tampa Bay (9/15).

## 2012 (SAINTS):

- Started all 16 games compiling 64 tackles (54 solo), 1.0 sack, 18 passes defended and three interceptions including one returned 99 yards for a touchdown.
- Totaled three tackles, one pass defended and tallied his first career sack bringing down Robert Griffin III for a nine-yard loss in the fourth quarter of a Week 1 loss against Washington (9/9).
- Compiled two tackles, three passes defended and one interception in a Week 4 loss at Green Bay (9/30).
- In a Week 9 victory over Philadelphia (11/5), put the Saints up 7-0 in the first quarter after returning a

Mike Vick interception 99 yards for a touchdown. It was his first career touchdown and the 99-yard returned matched the franchise record set by Darren Sharper in 2009. Also added one tackle and one pass defended.

- Tallied two tackles (one solo), two passes defended and one interception in a Week 12 loss against San Francisco (11/25).

#### 2011 (SAINTS):

- Played in 15 games (seven starts) totaling 54 tackles (42 solo), 15 passes defended and a career-high four interceptions.
- In a Week 4 win at Jacksonville (10/2), notched one tackle, two passes defended and one interception.
- Earned an interception for the second consecutive week adding one tackle and two passes defended in a Week 5 victory at Carolina (10/9).
- In a Week 15 victory at Minnesota (12/18), tallied two tackles (one solo), three passes defended and one interception.
- Notched his second interception of the season against Carolina in a Week 17 victory (1/1/12), also adding three tackles (two solo) and one pass defended in the winning effort.

#### 2010 (SAINTS):

- Saw action in 11 games (four starts) in his rookie campaign compiling 25 tackles (20 solo), three passes defended and four special teams stops.
- In a Week 5 loss at Arizona (10/10), finished with a career-high eight tackles (eight solo) and added one pass defended.

#### COLLEGE:

- Appeared in 45 games (25 starts) for Florida State University and totaled 117 tackles, 21 passes defended, seven interceptions, four forced fumbles and one blocked punt.
- Named a Second Team All-ACC choice as a senior in 2009, starting all 12 games and compiling career highs in tackles (52), tackles for loss (3.0), forced fumbles (two) and fumble recoveries (two).
- In 2008, started nine games totaling 26 tackles (22 solo), five passes defended, 2.0 tackles for loss, one interception, one forced fumble and one fumble recovery.
- Earned a team and career-high six interceptions while adding 28 tackles (18 solo), 12 passes defended, one forced fumble and one fumble recovery as a sophomore.
- Named an All-ACC honorable mention selection by

Atlantic Coast Sports Media Associated, All-ACC second-team by *Rivals.com*, All-ACC third-team by Phil Steele and All-Florida by the *Miami Herald* following his sophomore season.

- As a freshman, appeared in 12 games as a backup finishing with 11 tackles (six solo) and 1.0 tackle for loss.

#### PERSONAL:

- Attended South Miami (Fla.) High School and Gulliver Prep in Miami where he graduated as a four-star recruit and the No. 16 ranked cornerback in the nation according to *Rivals.com*.
- Lettered in both football and track.
- Named first team all-state as a senior and represented Team Florida in the CalFlorida Bowl.
- Earned all-region honors as a junior after recording 32 receptions for 491 yards and six touchdowns on offense and eight interceptions on defense.
- Majored in social science at Florida State.
- A native of Miami.

#### GETTING TO KNOW PATRICK ROBINSON

**Favorite team and/or athlete outside of football:** Miami Heat

**Hobbies outside of football:** Reading and watching movies

**Favorite food:** Chicken tenders

**Favorite vacation spot:** Florida Keys

**If you could have lunch with someone, living or dead, who would it be:** Will Smith

**Favorite movie:** *Friday*, *New Jack City*, *Aladdin* (Part one and two) and *Money Talks*



2016 GAME-BY-GAME STATISTICS

Date/Opp.	GP	GS	Solo	Asst.	Total	Sacks	PD	FF	FR	INT	Yds	Avg.	LG	TD
9/11 vs. DET	1	1	5	0	5	0.0	1	0	0	0	0	0.0	0	0
9/18 @ DEN						INACTIVE								
9/25 vs. SD						INACTIVE								
10/2 @ JAX (UK)	1	0	3	0	3	0.0	0	0	0	0	0	0.0	0	0
10/9 vs. CHI	1	1	4	2	6	0	0	1	0	0	0	0	0	0
10/16 @ HOU						INACTIVE								
10/23 @ TEN	1	1	0	3	3	0.0	1	0	0	0	0	0.0	0	0
10/30 vs. KC	1	1	3	1	4	0.0	2	0	0	0	0	0.0	0	0
11/6 @ GB	1	1	2	0	2	0.0	0	0	0	0	0	0.0	0	0
11/20 vs. TEN						INACTIVE								
11/24 vs. PIT	1	1	3	0	3	0.0	1	0	0	0	0	0.0	0	0
12/5 @ NYJ						INACTIVE								
12/11 vs. HOU						INACTIVE								
12/18 @ MIN						INJURED RESERVE								
12/24 @ OAK														
1/1 vs. JAX														
2016 TOTALS	7	6	20	6	26	0.0	5	1	0	0	0	0.0	0	0

CAREER REGULAR SEASON STATISTICS

Year	GP	GS	Solo	Asst.	Total	Sacks	PD	FF	FR	INT	Yds	Avg.	LG	TD
2016 IND	7	6	20	6	26	0.0	5	1	0	0	0	0.0	0	0
2015 SD	16	10	42	7	49	0.0	8	1	0	1	27	27.0	27	0
2014 NO	14	6	31	9	40	0.0	11	0	0	2	2	1.0	2	0
2013 NO	2	0	2	0	2	0.0	0	0	0	0	0	0.0	0	0
2012 NO	16	16	54	10	64	1.0	18	1	0	3	99	33.0	99t	1
2011 NO	15	7	42	12	54	0.0	15	0	0	4	31	7.8	25	0
2010 NO	11	4	20	5	25	0.0	2	0	0	0	0	0.0	0	0
TOTAL	81	49	211	49	260	1.0	59	3	0	10	159	15.9	99t	1

CAREER POSTSEASON STATISTICS

Year	GP	GS	Solo	Asst.	Total	Sacks	PD	FF	FR	INT	Yds	Avg.	LG	TD
2011 NO	2	1	5	3	8	0.0	1	0	0	0	0	0.0	0	0
2010 NO	1	1	1	0	1	0.0	1	0	0	0	0	0.0	0	0
TOTAL	3	2	6	3	9	0.0	2	0	0	0	0	0.0	0	0

SPECIAL TEAMS TACKLES: 10 (2014 - 4, 2011 - 2, 2010 - 4)

POSTSEASON SPECIAL TEAMS TACKLES: 2 (2011 - 2)

80  
WR

## CHESTER ROGERS



6-1 • 180 • GRAMBLING STATE

**NFL EXP:** Rookie

**HOW ACQUIRED:** FA – 2016

**BORN:** 1/12/94

**GP/GS (POSTSEASON):** 11/2 (0/0)

### CAREER TRANSACTIONS:

- Signed by the Colts as an undrafted free agent on May 3, 2016

### 2016 (COLTS):

- Listed as inactive for a Week 1 loss against Detroit (9/11).
- Competed in his first NFL game in a Week 2 loss at Denver (9/18) and was targeted once.
- Saw action at wide receiver in a Week 3 win against San Diego (9/25). Was targeted twice, but did not register a catch.
- In a Week 4 loss at Jacksonville, made the first two catches of his career and totaled two receptions for 39 yards.
- Caught three passes for 24 yards in a Week 5 victory against Chicago (10/9).
- Started his first career game at wide receiver in a Week 6 loss at Houston (10/16) and set season highs with four receptions for 63 yards with a long catch of 36 yards.
- In a Week 7 win at Tennessee (10/23), started at wide receiver and finished with two catches for 30 yards and a long reception of 21 yards.
- Listed as inactive for a Week 8 loss against Kansas City (10/30).
- In a Week 9 win at Green Bay (11/6), returned two punts for three yards.
- Finished with two punt returns for 12 yards with a long return of 10 yards in a Week 11 victory against Tennessee (11/20).
- In a Week 12 loss against Pittsburgh (11/24), was targeted once as a wide receiver and fair caught three punts.
- Contributed with two punt returns for 36 yards with a long return of 30 yards in a Week 13 victory at the New York Jets (12/5).
- Caught one pass for 21 yards and returned two punts for four yards in a Week 14 loss against Houston (12/11).
- In a Week 15 victory at Minnesota (12/18), finished with three catches for 24 yards and added a 30-yard punt return.

### COLLEGE:

- Played in 40 games at Grambling State and

### SINGLE-GAME HIGHS

**REC:** 4 at HOU (10/16/16)

**YARDS:** 63 at HOU (10/16/16)

**TDS:** 0

**LG:** 36 at HOU (10/16/16)

**RUSH:** 0

**YARDS:** 0

**TDS:** 0

**LG:** 0

finished with 155 receptions for 2,257 yards and 17 touchdowns. Also had seven carries for 72 yards, two kickoff returns for 61 yards and eight punt returns for 70 yards and one touchdown.

- As a senior in 2015, saw action in 12 games and finished second on the team with 48 receptions for 732 yards and a single-season career-high eight touchdowns. Also registered four punt returns for 70 yards and one touchdown.
- In 2014, played in 12 games and led the team in receiving for the second consecutive season after catching a single-season career-high 53 passes for 712 yards and four touchdowns.
- As a sophomore in 2013, appeared in 11 games and led the team in receiving after totaling 48 receptions for a single-season career-high 735 yards and five touchdowns.
- Saw action in five games as a freshman in 2012 and caught six passes for 78 yards.

### PERSONAL:

- Attended Lee High School in Huntsville, Ala.
- A native of Huntsville, Ala.

## GETTING TO KNOW CHESTER ROGERS

### Favorite team and/or athlete outside of football:

Cleveland Cavaliers

### Favorite musician and/or song:

Starlito

### Hobbies outside of football:

Acting  
**What is something interesting about you that most people may not know:** I was a childhood actor and was in four movies, including *Madea's Family Reunion*, *Dirty*, *Reanimated* and *Constellation*

### Favorite food:

Wings

### Favorite vacation spot:

St. Thomas, Virgin Islands

### If you could have lunch with three people, living or dead, who would they be:

Denzel Washington, Jerry Rice and Allen Iverson

### Favorite movie:

*Batman Trilogy*

### What's the one thing you couldn't live without:

My mom

#### 2016 GAME-BY-GAME STATISTICS

Date/Opp.	RECEIVING					RUSHING				
	GP	GS	No.	Yards	Avg.	LG	TD	No.	Yards	Avg.
9/11 vs. DET						INACTIVE				
9/18 @ DEN	1	0	0	0	0.0	0	0	0	0	0.0
9/25 vs. SD	1	0	0	0	0.0	0	0	0	0	0.0
10/2 @ JAX (UK)	1	0	2	39	19.5	23	0	0	0	0.0
10/9 vs. CHI	1	0	3	24	8.0	19	0	0	0	0.0
10/16 @ HOU	1	1	4	63	15.8	36	0	0	0	0.0
10/23 @ TEN	1	1	2	30	15.0	21	0	0	0	0.0
10/30 vs. KC						INACTIVE				
11/6 @ GB	1	0	0	0	0.0	0	0	0	0	0.0
11/20 vs. TEN	1	0	0	0	0.0	0	0	0	0	0.0
11/24 vs. PIT	1	0	0	0	0.0	0	0	0	0	0.0
12/5 @ NYJ	1	0	0	0	0.0	0	0	0	0	0.0
12/11 vs. HOU	1	0	1	21	21.0	21	0	0	0	0.0
12/18 @ MIN	1	0	3	24	8.0	9	0	0	0	0.0
12/24 @ OAK										
1/1 vs. JAX										
<b>2016 TOTALS</b>	<b>12</b>	<b>2</b>	<b>15</b>	<b>201</b>	<b>13.4</b>	<b>36</b>	<b>0</b>	<b>0</b>	<b>0</b>	<b>0.0</b>

#### CAREER REGULAR SEASON STATISTICS

Year	RECEIVING					RUSHING				
	GP	GS	No.	Yards	Avg.	LG	TD	No.	Yards	Avg.
2016 IND	12	2	15	201	13.4	36	0	0	0	0.0
<b>TOTAL</b>	<b>12</b>	<b>2</b>	<b>15</b>	<b>201</b>	<b>13.4</b>	<b>36</b>	<b>0</b>	<b>0</b>	<b>0</b>	<b>0.0</b>

#### CAREER REGULAR SEASON RETURN STATISTICS

Year	GP	GS	PR	FC	Yards	Avg.	LG	TD	KR	Yards	Avg.	LG	TD
2016 IND	12	2	11	9	103	9.4	30	0	0	0	0.0	0	0
<b>TOTAL</b>	<b>12</b>	<b>2</b>	<b>11</b>	<b>9</b>	<b>103</b>	<b>9.4</b>	<b>30</b>	<b>0</b>	<b>0</b>	<b>0</b>	<b>0.0</b>	<b>0</b>	<b>0</b>

65  
DE



## KRISTJAN SOKOLI

6-5 • 300 • BUFFALO

NFL EXP: 2 (1st Year with Colts)

HOW ACQUIRED: FA – 2016

BORN: 9/24/91

GP/GS (POSTSEASON): 1/0 (0/0)

### CAREER TRANSACTIONS:

- Signed by the Colts to the active roster from the practice squad on December 19, 2016.
- Signed by the Colts to the practice squad on September 26, 2016.
- Released by the Seattle Seahawks on August 30, 2016.
- Selected by the Seahawks in the sixth round (214th overall) of the 2015 NFL draft.

### 2016 (COLTS):

- Spent 11 games on the Colts practice squad before being signed to the active roster on December 19.

### 2015 (SEAHAWKS):

- Made the transition to playing on the offensive line after playing defensive tackle in college.
- Was inactive for the majority of the season but played in two games as a reserve lineman against San Francisco (10/22) and at Arizona (1/3/16).

### COLLEGE:

- Started 25-of-46 games played at Buffalo, compiling 95 tackles (39 solo), 2.5 sacks, eight passes defended and one forced fumble.
- Started all 11 games played as a senior in 2014, registering a career-high 32 tackles (16 solo) and six passes defended.
- Started all 13 games played as a junior in 2013, recording 29 tackles (11 solo), 2.5 sacks and one pass defense.
- Appeared in 12 games (one start) as a sophomore in 2012, totaling 20 tackles (eight solo) and one pass defended.
- Saw action in 10 games as a freshman in 2011, registering 14 tackles (four solo) and one forced fumble.
- Redshirted in 2010.

### PERSONAL:

- Attended Bloomfield (N.J.) High School where he was a three-year letterman and senior captain.
- Compiled 45 tackles, 5.0 sacks and three fumble recoveries as a senior in 2009.
- Helped lead his team to back-to-back playoff berths while being named all-conference.
- Was a starter on the basketball team and finished

### SINGLE-GAME HIGHS

TACKLES: 0

SACKS: 0.0

FF: 0

FR: 0

INT: 0

PD: 0

eighth in the state in the discus throw as a junior in 2008.

- Born in Albania prior to moving to the United States at the age of nine.
- Majored in business administration.
- A native of Bloomfield, N.J.

2016 GAME-BY-GAME STATISTICS

Date/Opp.	GP	GS	Solo	Asst.	Total	Sacks	PD	FF	FR	INT	Yds	Avg.	LG	TD
9/11 vs. DET						NOT ON TEAM								
9/18 @ DEN						NOT ON TEAM								
9/25 vs. SD						NOT ON TEAM								
10/2 @ JAX (UK)						PRACTICE SQUAD								
10/9 vs. CHI						PRACTICE SQUAD								
10/16 @ HOU						PRACTICE SQUAD								
10/23 @ TEN						PRACTICE SQUAD								
10/30 vs. KC						PRACTICE SQUAD								
11/6 @ GB						PRACTICE SQUAD								
11/20 vs. TEN						PRACTICE SQUAD								
11/24 vs. PIT						PRACTICE SQUAD								
12/5 @ NYJ						PRACTICE SQUAD								
12/11 vs. HOU						PRACTICE SQUAD								
12/18 @ MIN						PRACTICE SQUAD								
12/24 @ OAK														
1/1 vs. JAX														
2016 TOTALS	0	0	0	0	0	0.0	0	0	0	0	0.0	0	0	0

CAREER REGULAR SEASON STATISTICS

Year	GP	GS	Solo	Asst.	Total	Sacks	PD	FF	FR	INT	Yds	Avg.	LG	TD
2016 IND	0	0	0	0	0	0.0	0	0	0	0	0	0.0	0	0
2015 SEA	1	0	0	0	0	0.0	0	0	0	0	0	0.0	0	0
TOTAL	1	0	0	0	0	0.0	0	0	0	0	0	0.0	0	0

81

WR

## DEVIN STREET

6-3 • 200 • PITTSBURGH

NFL EXP: 3 (1st Year with Colts)

HOW ACQUIRED: FA – 2016

BORN: 3/30/91

GP/GS (POSTSEASON): 35/2 (2/0)

## CAREER TRANSACTIONS:

- Signed by the Colts to the active roster from the New England Patriots practice squad on December 30, 2015.
- Signed to the Colts active roster from the New England Patriots practice squad on September 21, 2016.
- Signed by the Patriots to the practice squad on September 5, 2016.
- Waived by the Dallas Cowboys on September 3, 2016.
- Selected by Dallas in the fifth round (146th overall) of the 2014 NFL draft.

## 2016 (COLTS):

- Listed as inactive for a Week 3 win against San Diego (9/25).
- Was inactive for a Week 4 loss at Jacksonville (10/2).
- Listed as inactive for a Week 5 victory against Chicago (10/9).
- Was inactive for a Week 6 loss at Houston (10/16).
- Competed in his first game as a member of the Colts in a Week 7 win at Tennessee (10/23). Caught one pass for 20 yards.
- Was targeted three times, but did not record a catch in a Week 8 loss against Kansas City (10/30).
- Competed at wide receiver in a Week 9 win at Green Bay (11/6), but did not record a catch.
- Listed as inactive for a Week 11 victory against Tennessee (11/20).
- Saw action at wide receiver and on special teams in a Week 15 victory at Minnesota (12/18), but did not record a catch.

## 2015 (COWBOYS):

- Competed in all 16 games (two starts) and totaled seven receptions for 114 yards and one touchdown.
- Added one kickoff return for 22 yards.
- Came down with a 25-yard touchdown reception in a Week 7 loss against the New York Giants (10/25).

## 2014 (COWBOYS):

- Appeared in all 16 games and registered two receptions for 18 yards in the regular season opener

## SINGLE-GAME HIGHS

**REC: 2 vs. SF** (9/7/14)  
**YARDS: 25 at NYG** (10/25/15)  
**TDS: 1 at NYG** (10/25/15)  
**LG: 25 at NYG** (10/25/15)  
**RUSH: 0**  
**YARDS: 0**  
**TDS: 0**  
**LG: 0**

against San Francisco (9/7).

## COLLEGE:

- Competed in 49 games (40 starts) at Pittsburgh and finished as the all-time leading receiver in school history with 202 career receptions. Ranked third in receiving yards with 2,901 and added 16 touchdowns with nine 100-yard receiving games.
- Appeared in 10 games (10 starts) in 2013 compiling 51 catches for 854 yards (16.7 avg.) and seven touchdowns and three 100-yard receiving games.
- Named an All-ACC third-team choice by the media and Honorable Mention All-ACC selection by league coaches.
- Competed in 13 games (13 starts) in 2012 posting 73 catches for 975 yards (13.4 avg.), five touchdowns and three 100-yard receiving games.
- Finished second in the Big East in receptions per game (5.6 avg.) and third in receiving yards per game (75.0 avg.).
- Appeared in all 13 games (13 starts) in 2011 registering 53 catches for 754 yards (14.2 avg.) and two touchdowns, including three 100-yard performances and two rushes for 25 yards.
- Competed in all 13 games (four starts) in 2010 totaling 25 catches for 318 yards (12.7 avg.) and two touchdowns, including three rushes for 16 yards.

## PERSONAL:

- Attended Liberty High School in Bethlehem, Pa., lettering in football and track.
- Recorded 49 receptions for 822 yards and eight touchdowns as a senior, while adding two interceptions and 50 tackles as a starting cornerback on defense.

- Was named an Associated Press Pennsylvania Class AAAA All-State second-team choice and earned *The Morning Call* All-Area first-team honors
- Helped Liberty compile a 53-7 mark (.883) and earn three state title game appearances during his four seasons with the school.
- In track, he won the District XI championship in the long jump, setting a school and district record, reaching 24'-6" while also capturing district titles in the 100-and 200-meter dashes.
- Earned his degree in communications from Pittsburgh.
- A native of Bethlehem, Pa.

GETTING TO KNOW DEVIN STREET

**Favorite team and/or athlete outside of football:**  
San Antonio Spurs

**Favorite musician and/or song:** Will Hoge - "Strong"

**Hobbies outside of football:** I'm an outdoorsman

**Favorite food:** Steak

**Favorite vacation spot:** Montana

**Favorite movie:** *Antwone Fisher* or *Men of Honor*

**What's the one thing you couldn't live without:** Family

2016 GAME-BY-GAME STATISTICS

Date/Opp.	RECEIVING					RUSHING				
	GP	GS	No.	Yards	Avg.	LG	TD	No.	Yards	Avg.
9/11 vs. DET										
9/18 @ DEN										
9/25 vs. SD										
10/2 @ JAX (UK)										
10/9 vs. CHI										
10/16 @ HOU										
10/23 @ TEN	1	0	1	20	20.0	20	0	0	0	0.0
10/30 vs. KC	1	0	0	0	0.0	0	0	0	0	0.0
11/6 @ GB	1	0	0	0	0.0	0	0	0	0	0.0
11/20 vs. TEN										
11/24 vs. PIT										
12/5 @ NYJ										
12/11 vs. HOU										
12/18 @ MIN	1	0	0	0	0.0	0	0	0	0	0.0
12/24 @ OAK										
1/1 vs. JAX										
2016 TOTALS	4	0	1	20	20.0	20	0	0	0	0.0

CAREER REGULAR SEASON STATISTICS

Year	RECEIVING					RUSHING				
	GP	GS	No.	Yards	Avg.	LG	TD	No.	Yards	Avg.
2016 IND	4	0	1	20	20.0	20	0	0	0	0.0
2015 DAL	15	2	7	114	16.3	25†	1	0	0	0.0
2014 DAL	16	0	2	18	9.0	9	0	0	0	0.0
TOTAL	35	2	10	152	15.2	25†	1	0	0	0.0

CAREER REGULAR SEASON RETURN STATISTICS

Year	GP	GS	PR	FC	Yards	Avg.	LG	TD	KR	Yards	Avg.	LG	TD
2015 DAL	15	2	0	0	0	0.0	0	0	1	22	22.0	22	0
TOTAL	15	2	0	0	0	0.0	0	0	1	22	22.0	22	0

CAREER POSTSEASON STATISTICS

Year	RECEIVING					RUSHING				
	GP	GS	No.	Yards	Avg.	LG	TD	No.	Yards	Avg.
2014 DAL	2	0	0	0	0.0	0	0	0	0	0.0
TOTAL	2	0	0	0	0.0	0	0	0	0	0.0



# 86

TE

## ERIK SWOOPE



6-5 • 257 • MIAMI (FL)

NFL EXP: 1 (1st Year with Colts)

HOW ACQUIRED: FA – 2014

BORN: 5/8/92

GP/GS (POSTSEASON): 14/4 (0/0)

### CAREER TRANSACTIONS:

- Signed by the Colts to the active roster from the practice squad on December 30, 2015.
- Signed to the Colts practice squad on September 6, 2015.
- Waived by the Colts on September 5, 2015.
- Signed by the Colts to a reserve/future contract on January 19, 2015.
- Signed to the Colts practice squad on September 1, 2014.
- Waived by the Colts on August 30, 2014.
- Signed by the Colts as an undrafted free agent on May 13, 2014.

### 2016 (COLTS):

- In a Week 1 loss against Detroit (9/11), saw action on special teams and finished with one tackle.
- Made his first career NFL start at tight end in a Week 2 loss at Denver (9/18). Did not record a catch.
- Competed at tight end and on special teams in a Week 3 win against San Diego (9/25), but did not record a catch. Finished with one special teams stop.
- In a Week 4 loss at Jacksonville (10/2), played on special teams and totaled one tackle.
- Participated on special teams in a Week 5 victory against Chicago (10/9).
- Recorded his first career NFL reception, a 35-yard gain, which set up a Colts field goal in the fourth quarter of a Week 6 loss at Houston (10/16). Finished the game with two catches for 42 yards.
- Started at tight end in a Week 7 win at Tennessee (10/23) and caught two passes for 51 yards with a long catch of 34 yards.
- Caught two passes for 30 yards starting at tight end in a Week 8 loss against Kansas City (10/30).
- In a Week 9 win at Green Bay (11/6), caught one pass for seven yards. Added one tackle on special teams.
- Started at tight end in a Week 11 victory against Tennessee (11/20), but did not record a reception. Finished with one special teams tackle.
- Was on the receiving end of punter Pat McAfee's fake punt pass, which went for a 35-yard gain and led to a touchdown in a Week 12 loss against Pittsburgh (11/24).
- Caught two passes for 15 yards in a Week 13 victory

### SINGLE-GAME HIGHS

REC: 3 at MIN (12/18/16)

YARDS: 51 at TEN (10/23/16)

TDS: 1 at MIN (12/18/16)

LG: 35, two times (Last: vs. PIT 11/24/16)

RUSH: 0

YARDS: 0

TDS: 0

LG: 0

### QUICK HITS

Swoope was a four-year standout on the University of Miami basketball team and had not played any organized football prior to his rookie season in 2014. With the Hurricanes, he started 27 games and totaled 291 career points, 186 rebounds, 37 steals, 31 assists and 25 blocks in 1,190 minutes.

at the New York Jets (12/5). Also added one special teams tackle.

- Saw action at tight end and on special teams in a Week 14 loss against Houston (12/11).
- Caught a career-high three passes for 50 yards and one touchdown in a Week 15 victory at Minnesota (12/18). Brought in his first career touchdown on a 27-yard grab in the second quarter to give the Colts a 17-0 lead. He also contributed with a 16-yard reception on the previous play.

### 2015 (COLTS):

- Spent the first 15 games of the season on the Colts practice squad.
- Made his NFL debut at tight end and on special teams during the team's Week 17 victory against Tennessee (1/3/16).

### 2014 (COLTS):

- Spent the entire season on the Colts practice squad.

### COLLEGE:

- Was a four-year standout on the University of Miami basketball team.
- Did not play organized football at any level of his athletic career, but his athleticism gave him the chance to make the transition to football similar to the paths of former Colts tight end Marcus Pollard

- and San Diego Chargers tight end Antonio Gates.
- With the Hurricanes, started 27-of-110 games and totaled 291 career points, 186 rebounds, 37 steals, 31 assists and 25 blocks in 1,190 minutes.
  - Connected on 51.9 percent from the field and 57.7 percent from the free throw line.

**PERSONAL:**

- Attended Harvard-Westlake High School in Studio City, Calif.
- Was named a Mission League Most Valuable Player by the *Los Angeles Daily News*. The paper also referred to him as the “most dominant boys basketball player” in the San Fernando Valley.
- As a senior, averaged 21.8 points, 8.9 rebounds, 1.6 assists and 1.5 blocks per game, converting 71 percent from the foul line.
- Registered 16 games of 20-or-more points, including eight games with 30-plus points.
- Participated in the Colts Day in Schools event.
- Son of Gerald and Denise Swoope. Has an older brother, Devin.
- A native of Lake Elsinore, Calif.

**GETTING TO KNOW ERIK SWOOPE**

**Favorite team and/or athlete outside of football:** Los Angeles Lakers and Kobe Bryant

**Favorite musician and/or song:** G-Eazy feat. E-40 – “Far Alone”

**Hobbies outside of football:** Yoga

**What is something interesting about you that most people may not know:** I used to compete in dog shows with my aunt

**Favorite food:** Baked brie from Perricone’s in Miami, Fla.

**Favorite vacation spot:** I dream to one day go to the Maldives

**If you could have lunch with three people, living or dead, who would they be:** Kobe Bryant, Erykah Badu and Dave Chappelle

**Favorite movie:** *Pulp Fiction*

**What’s the one thing you couldn’t live without:** Trader Joe’s

2016 GAME-BY-GAME STATISTICS

Date/Opp.	RECEIVING							RUSHING						
	GP	GS	No.	Yards	Avg.	LG	TD	No.	Yards	Avg.	LG	TD		
9/11 vs. DET	1	0	0	0	0.0	0	0	0	0	0.0	0	0		
9/18 @ DEN	1	1	0	0	0.0	0	0	0	0	0.0	0	0		
9/25 vs. SD	1	0	0	0	0.0	0	0	0	0	0.0	0	0		
10/2 @ JAX (UK)	1	0	0	0	0.0	0	0	0	0	0.0	0	0		
10/9 vs. CHI	1	0	0	0	0.0	0	0	0	0	0.0	0	0		
10/16 @ HOU	1	0	2	42	21.0	35	0	0	0	0.0	0	0		
10/23 @ TEN	1	1	2	51	25.5	34	0	0	0	0.0	0	0		
10/30 vs. KC	1	1	2	30	15.0	16	0	0	0	0.0	0	0		
11/6 @ GB	1	0	1	7	7.0	7	0	0	0	0.0	0	0		
11/20 vs. TEN	1	1	0	0	0.0	0	0	0	0	0.0	0	0		
11/24 vs. PIT	1	0	1	35	35.0	35	0	0	0	0.0	0	0		
12/5 @ NYJ	1	0	2	15	7.5	11	0	0	0	0.0	0	0		
12/11 vs. HOU	1	0	0	0	0.0	0	0	0	0	0.0	0	0		
12/18 @ MIN	1	0	3	50	16.7	27	1	0	0	0.0	0	0		
12/24 @ OAK														
1/1 vs. JAX														
2016 TOTALS	14	4	13	230	17.7	35	1	0	0	0.0	0	0		

CAREER REGULAR SEASON STATISTICS

Year	RECEIVING					RUSHING						
	GP	GS	No.	Yards	Avg.	LG	TD	No.	Yards	Avg.	LG	TD
2016 IND	14	4	13	230	17.7	35	1	0	0	0.0	0	0
2015 IND	1	0	0	0	0.0	0	0	0	0	0.0	0	0
2014 IND												
PRACTICE SQUAD												
TOTAL	15	4	13	230	23.3	35	1	0	0	0.0	0	0

SPECIAL TEAMS TACKLES: 6 (2016 - 6)

69

G

## HUGH THORNTON



6-3 • 320 • ILLINOIS

NFL EXP: 4 (4th Year with Colts)

HOW ACQUIRED: D3 – 2013 (86th overall)

BORN: 6/28/91

GP/GS (POSTSEASON): 37/32 (2/2)

## CAREER TRANSACTIONS:

- Selected by the Colts in the third round (86th overall) of the 2013 NFL Draft.

## 2016 (COLTS):

- Placed on Injured Reserve on September 3, 2016.

## 2015 (COLTS):

- Started 12-of-13 games at guard (one contest at left guard and 11 games at right guard). Blocked for a Colts offense that totaled 5,142 yards of net offense and assisted running back Frank Gore who posted the most rushing yards in a season for a Colts running back (967) dating back to 2007.
- Made his first start of the season at right guard in a Week 3 win at Tennessee (9/27). Assisted a Colts offense that totaled 378 net yards and opened rushing lanes for Frank Gore to compile 86 yards and two rushing touchdowns.
- In a Week 5 win at Houston (10/8), started at right guard and opened rushing lanes for Frank Gore who tallied 98 yards and one touchdown. The 98 yards were the most for a Colts running back in a single game since 2012. Also provided time for Matt Hasselbeck who threw for 213 yards and two touchdowns.
- Started at right guard in a Week 6 loss against New England (10/18) and blocked for a Colts offense that totaled 400-plus net yards (409) for the first time all season. Provided time for quarterback Andrew Luck to throw for 312 yards and three touchdowns.
- In a Week 7 loss against New Orleans (10/25), started at right guard and assisted a Colts offense that tallied 376 net yards while quarterback Andrew Luck threw for 333 yards and three touchdowns.
- In a Week 12 victory against Tampa Bay (11/29), started at right guard and provided time for quarterback Matt Hasselbeck to throw for 315 yards and two touchdowns.
- Was placed on Injured Reserve on December 28.

## 2014 (COLTS):

- Competed in 10 games (eight starts) and was part of an offensive line that assisted the team in setting a single-season franchise record for net yards (6,506). Was inactive for the AFC Wild Card Playoff contest against Cincinnati before being placed on Injured

## QUICK HITS

In high school, Thornton was an Idaho state heavyweight wrestling champion and ranked third in the state of Ohio in wrestling as a heavyweight.

Reserve.

- Started at guard in the team's Week 1 meeting at Denver (9/7) and provided time for the Colts to total 408 net yards of offense. Blocked for Andrew Luck to complete 35-of-53 passes for 370 yards and two touchdowns.
- In a Week 2 meeting against Philadelphia (9/15), started at right guard and was part of an offensive line that did not allow a sack. Opened rushing lanes for Colts running backs to net 169 rushing yards.
- Started at right guard and helped the Colts total 529 yards of net offense in a 44-17 victory against Jacksonville (9/21). Blocked for Andrew Luck to record 370 net passing yards while throwing four touchdown passes.
- Started at right guard in the team's Week 5 win against Baltimore (10/5) and helped the Colts gain 432 yards of net offense as Andrew Luck threw for 312 yards and one touchdown. Was part of an offensive line that allowed only 1.0 sack.
- In a Week 7 victory against Cincinnati (10/19), started at right guard and provided time for the Colts to register 506 net yards. Blocked for Andrew Luck, who threw for his franchise-tying fifth consecutive 300-plus yard passing performance.
- Started at right guard in a Week 8 loss at Pittsburgh (10/26). Provided time for the Colts offense to total 448 net yards as Andrew Luck threw for 400 yards and three touchdowns.
- Assisted a Colts offense that generated 389 net yards starting at right guard in a Week 12 victory against Jacksonville (11/23). The team's 175 rushing yards was the highest total during the season and the most dating back to a Sept. 22, 2013 in a win at San Francisco (184).
- Listed as inactive for the team's AFC Wild Card Playoff win against Cincinnati (1/4/15).
- Placed on Injured Reserve on January 6, 2015.

## 2013 (COLTS):

- Started 12-of-14 games he participated in as a rookie and blocked for a Colts rushing attack that

generated an average of 108.9 yards per game. Also provided time for quarterback Andrew Luck who threw for 3,822 yards and 23 touchdowns.

- Participated on special teams in his first career NFL contest in the team's regular season opener against Oakland (9/8).
- In a Week 2 contest against Miami (9/15), filled in for an injured Donald Thomas in his first quarter and helped the Colts record 133 rushing yards and a 5.1 average. Also blocked for Andrew Luck to throw for 321 yards and one touchdown.
- Made the first start of his NFL career at left guard in the team's Week 3 contest at San Francisco (9/22). Blocked for a Colts rushing attack that posted 184 net rushing yards. Was part of an offensive line that allowed only 1.0 sack in the victory.
- Started at left guard in the team's Week 4 victory at Jacksonville (9/29). Opened rushing lanes for the Colts to tally 157 net rushing yards.
- Helped block for Andrew Luck to throw for 228 yards while contributing with four total touchdowns (three passing, one rushing). Also blocked for a Colts rushing attack that tallied 121 yards.
- Started at left guard and provided time for a

Colts offense that compiled 406 yards of net offense in a Week 10 loss against St. Louis (11/10).

- Blocked for a Colts offense that totaled 366 net yards of offense, making a start at left guard in a Week 11 win at Tennessee (11/14). Was part of an offensive line that opened rushing lanes for Indianapolis to record 137 net yards.
- In a Week 15 victory against Houston (12/15), started at left guard and was part of an offensive line that allowed only 1.0 sack. Assisted a Colts rushing attack that totaled 152 yards, the team's ninth 100-plus-yard game of the season.
- Started at left guard and was part of an offensive line that allowed only 1.0 sack in a Week 17 win against Jacksonville (12/29). Also blocked for a Colts offense that totaled 379 yards of net offense as Andrew Luck threw for 282

yards and one touchdown.

- Started at left guard during the team's Wild Card Playoff win against Kansas City (1/4/14) and was part of an offensive line that allowed only 1.0 sack while assisting a Colts offense that recorded 536 total net yards, which set a franchise record for a postseason game and tied for the ninth-most in NFL postseason history. Also blocked for Andrew Luck who threw for 443 yards and four touchdowns, which were both the second-highest totals for a postseason game in team history.
- Provided time for a Colts offense that posted 386 total net yards making a start at left guard during the team's AFC Divisional Playoff loss at New England (1/11/14).

## COLLEGE:

- Played in the 2013 Senior Bowl.
- An All-Big Ten second-team choice by the league's coaches and an honorable mention selection by the media in 2012.
- Played in 42 career games, making 35 starts at both guard and tackle.
- Helped lead Illinois to back-to-back bowl victories in 2010 (Texas Bowl) and 2011 (Kraft Fight Hunger Bowl).
- Helped pave the way for the Big Ten's top rushing offense in 2010 (241.1 ypg.). The Illini broke school records for points in a season (423) and points per game (32.5) that year.

## PERSONAL:

- Earned first-team all-state honors as well as first-team all-conference and all-county accolades at Oberlin (Ohio) High School.
- Ranked as the No. 34 offensive tackle in the nation and No. 29 in the state of Ohio by *Rivals.com*.
- Was named the Lorain County Lineman of the Year.
- A one-time Idaho state heavyweight wrestling champion.
- Ranked third in the state of Ohio in wrestling as a heavyweight.
- Moved to Oberlin from Idaho for his senior year of high school.
- Participated in the NFL PLAY 60 Super School Visit at Brownsburg West Middle School.
- Served as a read for the Colts Day in Schools event.



- Participated in the Colts Rookie Community Blitz at Chase Legacy Center.
- Majored in sociology at Illinois.
- A native of Boise, Idaho.

**CAREER GP/GS (POSTSEASON):**  
2016 IND: 0/0  
2015 IND: 13/12  
2014 IND: 10/8 (0/0)  
2013 IND: 14/12 (2/2)  
**TOTAL: 37/32 (2/2)**

GETTING TO KNOW HUGH THORNTON	
<b>Favorite team and/or athlete outside of football:</b> Chicago Blackhawks	<b>Hobbies outside of football:</b> Fishing, cooking and camping
<b>Favorite musician and/or song:</b> Damian “Jr. Gong” Marley	<b>Favorite vacation spot:</b> Jamaica

28  
RB

# JORDAN TODMAN



5-10 • 200 • CONNECTICUT

NFL EXP: 4 (1st Year with Colts)

HOW ACQUIRED: UFA – 2016 (PIT)

BORN: 2/24/90

GP/GS (POSTSEASON): 58/3 (2/0)

## CAREER TRANSACTIONS:

- Signed by the Colts as an unrestricted free agent on March 18, 2016.
- Signed by the Pittsburgh Steelers as a free agent on September 6, 2015.
- Released by the Carolina Panthers on September 5, 2015.
- Signed by the Panthers as an unrestricted free agent on March 30, 2015.
- Signed to the Jacksonville Jaguars active roster from the Minnesota Vikings practice squad on November 27, 2012.
- Signed to the Vikings practice squad on September 1, 2012.
- Released by Minnesota on August 31, 2012.
- Signed to the Vikings active roster from the San Diego Chargers practice squad on December 27, 2011.
- Signed to the Chargers practice squad on October 26, 2011.
- Released by San Diego on October 22, 2011.
- Selected by the Chargers in the sixth round (183rd overall) of the 2011 NFL Draft.

## 2016 (COLTS):

- In a Week 1 loss against Detroit (9/11), saw action on special teams in his Colts debut.
- Competed on special teams in a Week 2 loss at Denver (9/18) and posted one tackle.
- Saw action on special teams in a Week 3 win against San Diego (9/25) and contributed with one tackle.
- In a Week 4 loss at Jacksonville (10/2), competed on special teams and logged two tackles.
- Participated on special teams in a Week 5 victory against Chicago (10/9) and finished with one tackle.
- Competed on special teams in a Week 6 loss at Houston (10/16) and returned one kickoff for 21 yards.
- In a Week 7 win at Tennessee (10/23), returned one kickoff for 31 yards and added one special teams stop.
- Participated on special teams in a Week 8 loss against Kansas City (10/30) and contributed with one tackle.
- Posted two kickoff returns for 160 yards (80.0 avg.) and one touchdown in a Week 9 win at Green Bay (11/6). Gave the Colts a 7-0 lead when he returned

## SINGLE-GAME HIGHS

ATT: 25 vs. BUF (12/15/13)

YARDS: 109 vs. BUF (12/15/13)

TDS: 1, three times (Last: vs. TEN 12/18/14)

LG: 62t vs. TEN (12/18/14)

REC: 5 at HOU (12/28/14)

YARDS: 46 at HOU (12/28/14)

TDS: 1, two times (Last: at HOU 12/28/14)

LG: 30 vs. BUF (12/15/13)

the opening kickoff 99 yards for a touchdown. It was the team's first kickoff return for a touchdown since Dec. 30, 2012 against Houston. It was also the first kickoff return for a touchdown on the opening kickoff of the game for the Colts dating back to Dec. 10, 1995 at Jacksonville (Aaron Bailey, 95 yards). Contributed with a 61-yard return at the start of the second quarter, which led to a Colts field goal. His 80.0 kickoff return average set a Colts single-game record with a minimum of two returns. He surpassed Aaron Bailey who had the previous record with a 66.0 average set on Dec. 10, 1995. He earned AFC Special Teams Player of the Week for his performance.

- In a Week 11 victory against Tennessee (11/20), returned two kickoffs for 39 yards. Also contributed with one special teams tackle.
- Recorded his first rushing stats of the year in a Week 12 loss against Pittsburgh (11/24) and finished with three carries for 37 yards. He also added one kickoff return for 43 yards.
- Finished with two carries for three yards and added one kickoff return for 26 yards in a Week 13 victory at the New York Jets (12/5).
- In a Week 14 loss against Houston (12/11), returned one kickoff for 18 yards and notched one special teams stop.
- Recorded four carries for 19 yards and added two kickoff returns for 37 yards in a Week 15 victory at Minnesota (12/18). Also added one special teams stop.

## 2015 (STEELERS):

- Appeared in 11 games totaling four rushes for 22 yards and one kickoff return for 22 yards.
- Competed in two postseason contests and posted 16 carries for 71 yards.

- Tallied 65 yards on 11 carries (5.9 avg.) in an AFC Wild Card Playoff victory at Cincinnati (1/9/16).

#### 2014 (JAGUARS):

- Saw action in all 16 games (one start) and finished with 32 carries for 186 yards and one touchdown while adding 25 receptions for 198 yards and one touchdown.
- Compiled five rushes for 71 yards and one touchdown as well as two catches for five yards in a Week 16 victory against Tennessee (12/18).
- Made his lone start of the season in a Week 17 loss at Houston (12/28), tallying seven carries for 52 yards and five receptions for 46 yards and one score on a 23-yard pass from Cecil Shorts III.

#### 2013 (JAGUARS):

- Appeared in all 16 games (two starts), compiling 76 carries for 256 yards and two touchdowns while adding 14 receptions for 116 yards and one receiving touchdown.
- Notched his first career touchdown on a three-yard run in a Week 3 loss at Seattle (9/22).
- In a Week 10 victory at Tennessee (11/10), rushed three times for 11 yards and one touchdown and had one catch for two yards.
- Earned his first receiving touchdown in a Week 14 win at Houston (12/5) on a 21-yard reception from Ace Sanders and added seven carries for 14 yards in the running game.
- Made his first career start in a Week 15 loss against Buffalo (12/15), compiling career highs with 25 carries and 109 yards while adding 44 yards on four receptions including a career-long 30-yard catch.

#### 2012 (VIKINGS/JAGUARS):

- Spent the first 12 weeks of the season on the Vikings practice squad prior to joining the Jaguars active roster where he appeared in one game and totaled three carries for eight yards and one reception for no gain.

#### 2011 (CHARGERS/VIKINGS):

- Spent six weeks on the active roster and nine weeks on the practice squad with San Diego before joining Minnesota in Week 17.

#### COLLEGE:

- Attended the University of Connecticut and played

in 37 games (19 starts), finishing his career ranked second in program history with 616 carries and third with 3,179 rushing yards and 31 rushing touchdowns. Added 42 catches for 283 yards as well as 37 kickoff returns for 924 yards and one touchdown.

- In 2010, was unanimously named Big East Conference Offensive Player of the Year, the first unanimous winner since Miami's Gino Torretta in 1992.
- Was an All-America second-team selection from the Walter Camp Football Foundation and The Associated Press, All-America first-team choice by *The Sporting News* and a First Team All-Big East choice in 2010.
- In 2010, started all 12 games ranking second in the nation with 1,695 yards on 334 attempts for 14 touchdowns.
- As a sophomore in 2009, was named an All-Big East second-team choice while appearing in all 13 games (seven starts), tallying 235 attempts for 1,188 yards and 14 touchdowns and 20 kickoff returns for 506 yards and one touchdown.
- In 2008, appeared in all 12 games compiling 47 carries for 296 yards and three touchdowns.

#### PERSONAL:

- Attended Dartmouth (Mass.) High School.
- Was named to the *Boston Globe* All-Scholastic Team in 2006 and 2007 and received the *Boston Globe's* Division I Player of the Year Award as a senior in 2007.
- Named to the all-state team twice and all-conference team as a senior and finished his high school career as the second-leading rusher in Massachusetts history with 5,083 career yards and 70 rushing touchdowns.
- Led his high school team to the state Division I Super Bowl where he notched 199 yards and three touchdowns.
- Majored in sociology at Connecticut.
- Was a college teammate with Colts inside linebacker Sio Moore.
- Born in North Dartmouth, Mass.

#### GETTING TO KNOW JORDAN TODMAN

**Favorite team and/or athlete outside of football:** Floyd Mayweather

**Favorite musician and/or song:** Future

**Hobbies outside of football:** Basketball, listening to music, playing ping pong and pool

**What is something interesting about you that most people may not know:** I snowboard

**Favorite food:** Breakfast

**Favorite vacation spot:** Cabo

**If you could have lunch with three people, living or dead, who would they be:** Dr. Martin Luther King, Jr., Renee Todman and Uncle Fred

**Favorite movie:** *Remember the Titans*

**What's the one thing you couldn't live without:** My family



2016 GAME-BY-GAME STATISTICS

Date/Opp.	RUSHING						RECEIVING					
	GP	GS	No.	Yards	Avg.	LG	TD	No.	Yards	Avg.	LG	TD
9/11 vs. DET	1	0	0	0	0.0	0	0	0	0	0.0	0	0
9/18 @ DEN	1	0	0	0	0.0	0	0	0	0	0.0	0	0
9/25 vs. SD	1	0	0	0	0.0	0	0	0	0	0.0	0	0
10/2 @ JAX (UK)	1	0	0	0	0.0	0	0	0	0	0.0	0	0
10/9 vs. CHI	1	0	0	0	0.0	0	0	0	0	0.0	0	0
10/16 @ HOU	1	0	0	0	0.0	0	0	0	0	0.0	0	0
10/23 @ TEN	1	0	0	0	0.0	0	0	0	0	0.0	0	0
10/30 vs. KC	1	0	0	0	0.0	0	0	0	0	0.0	0	0
11/6 @ GB	1	0	0	0	0.0	0	0	0	0	0.0	0	0
11/20 vs. TEN	1	0	0	0	0.0	0	0	0	0	0.0	0	0
11/24 vs. PIT	1	0	3	37	12.3	19	0	0	0	0.0	0	0
12/5 @ NYJ	1	0	2	3	1.5	2	0	0	0	0.0	0	0
12/11 vs. HOU	1	0	0	0	0.0	0	0	0	0	0.0	0	0
12/18 @ MIN	1	0	4	19	4.8	12	0	0	0	0.0	0	0
12/24 @ OAK												
1/1 vs. JAX												
2016 TOTALS	14	0	9	59	6.6	19	0	0	0	0.0	0	0

CAREER REGULAR SEASON STATISTICS

Year	RUSHING						RECEIVING					
	GP	GS	No.	Yards	Avg.	LG	TD	No.	Yards	Avg.	LG	TD
2016 IND	14	0	9	59	6.6	19	0	0	0	0.0	0	0
2015 PIT	11	0	4	22	5.5	11	0	0	0	0.0	0	0
2014 JAX	16	1	32	186	5.8	62t	1	25	198	7.9	26	1
2013 JAX	16	2	76	256	3.4	33	2	14	116	8.3	30	1
2012 JAX	1	0	3	8	2.7	6	0	1	0	0.0	0	0
2011 SD/MIN	0	0	0	0	0.0	0	0	0	0	0.0	0	0
TOTAL	58	3	124	531	4.3	62t	3	40	314	7.9	30	2

CAREER REGULAR SEASON RETURN STATISTICS

Year	GP	GS	PR	FC	Yards	Avg.	LG	TD	KR	Yards	Avg.	LG	TD
2016 IND	14	0	0	0	0	0.0	0	0	14	439	31.4	99t	1
2015 PIT	11	0	0	0	0	0.0	0	0	1	22	22.0	22	0
2014 JAX	16	1	0	0	0	0.0	0	0	38	972	25.6	40	0
2013 JAX	16	2	0	0	0	0.0	0	0	26	712	27.4	59	0
2012 JAX	1	0	0	0	0	0.0	0	0	4	78	19.5	24	0
TOTAL	58	3	0	0	0	0.0	0	0	83	2223	26.8	99t	1

CAREER POSTSEASON STATISTICS

Year	RUSHING						RECEIVING					
	GP	GS	No.	Yards	Avg.	LG	TD	No.	Yards	Avg.	LG	TD
2015 PIT	2	0	16	71	4.4	25	0	0	0	0.0	0	0
TOTAL	2	0	16	71	4.4	25	0	0	0	0.0	0	0

SPECIAL TEAMS TACKLES: 10 (2016 - 10)

ADDITIONAL STATISTICS: Returned the opening kickoff 99 yards for a touchdown at Green Bay (11/6/16).

# 16

QB

## SCOTT TOLZIEN



6-2 • 213 • WISCONSIN

NFL EXP: 6 (1st Year with Colts)

HOW ACQUIRED: UFA – 2016 (GB)

BORN: 9/4/87

GP/GS (POSTSEASON): 8/2 (0/0)

### CAREER TRANSACTIONS:

- Signed by the Colts as a free agent on March 11, 2016.
- Signed by the Green Bay Packers to the active roster from the practice squad on November 6, 2013.
- Signed to the Packers practice squad on September 2, 2013.
- Released by the San Francisco 49ers on August 26, 2013.
- Claimed off waivers by the 49ers on September 4, 2011.
- Released by the San Diego Chargers on September 3, 2011.
- Signed by the Chargers as an undrafted free agent on July 26, 2011.

### 2016 (COLTS):

- Was active, but did not play in a Week 1 loss against Detroit (9/11).
- Listed as active, but did not play in a Week 2 loss at Denver (9/18).
- Was active, but did not play in a Week 3 win against San Diego (9/25).
- Listed as active, but did not play in a Week 4 loss at Jacksonville (10/2).
- Was active, but did not play in a Week 5 victory against Chicago (10/9).
- Listed as active, but did not play in a Week 6 loss at Houston (10/16).
- Was active, but did not play in a Week 7 win at Tennessee (10/23).
- Listed as active, but did not play in a Week 8 loss against Kansas City (10/30).
- Was active, but did not play in a Week 9 win at Green Bay (11/6).
- Listed as active, but did not play in a Week 11 victory against Tennessee (11/20).
- Started his third career game under center and his first since a Nov. 24, 2013 tie against Minnesota as a member of the Green Bay Packers in a Week 12 loss against Pittsburgh (11/24). Completed 22-of-36 passes for 205 yards, one touchdown and one interception for a 62.8 passer rating. Cut the Steelers lead to 14-7 with his five-yard touchdown pass to Donte Moncrief in the second quarter. It was his second career touchdown and his first since Nov. 10, 2013 as a member of the Packers.
- In a Week 13 victory at the New York Jets (12/5),

### SINGLE-GAME HIGHS

**ATT: 39 vs. PHI** (11/10/13)  
**COMP: 24, two times** (Last: at NYG 11/17/13)  
**YARDS: 339 at NYG** (11/17/13)  
**TDS: 1, two times** (Last: vs. PIT 11/24/16)  
**LG: 52 at NYG** (11/17/13)  
**RATING: 83.3 at ARZ** (12/27/15)  
**RUSH: 3 vs. PIT** (11/24/16)  
**YARDS: 25 vs. MIN** (11/24/13)  
**TDS: 1 vs. MIN** (11/24/13)  
**LG: 19, two times** (Last: vs. MIN 11/24/13)

entered the game in the fourth quarter and completed one pass for 11 yards. Also added three rushes.

- Was active, but did not play in a Week 14 loss against Houston (12/11).
- Saw action in a Week 15 victory at Minnesota (12/18), but did not throw a pass.

### 2015 (PACKERS):

- Saw limited action in three games while serving as the team's backup quarterback in all 16 contests.
- Completed his lone pass attempt of the season to tight end Andrew Quarless for four yards during the fourth quarter of a Week 16 loss at Arizona (12/27).

### 2014 (PACKERS):

- Spent the entire season on the active roster, but was inactive for the season's first 15 games.
- Was active, but did not see action during the team's regular season finale and two postseason contests.

### 2013 (PACKERS):

- Spent the first nine weeks of the season on the practice squad before being promoted to the active roster and appearing in three games (two starts). Completed 55-of-90 passes for 717 yards and one touchdown and added five carries for 55 yards and one touchdown on the ground.
- In a Week 10 loss against Philadelphia (11/10), came off the bench early in the game to replace injured backup quarterback Seneca Wallace. Completed 24-of-39 passes for 280 yards, one touchdown and two interceptions.
- Earned his first career NFL start in a Week 11 loss

at the New York Giants (11/17), completing 24-of-34 passes for 339 yards and three interceptions. His 339 yards were the most by a Packers quarterback in his first start, passing Mike Tomczak's previous mark of 317. Brought his two-game total up to 619 passing yards, the most by a quarterback in his first two games in Green Bay history and fourth-most in NFL history.

- Started at quarterback in a Week 12 tie against Minnesota (11/24) and connected on 7-of-17 pass attempts for 98 yards while adding two rushes for 25 yards and a score. The rushing touchdown was the first of his career.

## 2012 (49ERS):

- Dressed but did not play in three regular season games and was inactive for the remaining 13 regular season contests and all three postseason games including Super Bowl XLVII.

## 2011 (49ERS):

- Was inactive for all 16 regular season games and both postseason contests.

## COLLEGE:

- Attended the University of Wisconsin appearing in 29 games (26 starts), completing 410-of-602 passes for 5,271 yards, 32 touchdowns and 18 interceptions.
- Holds school records for completion percentage (.681) and career quarterback efficiency rating (153.2). Ranks fourth with 5,271 passing yards and 410 completions. Ranks sixth with 32 passing touchdowns and ranks seventh with 5,262 yards of total offense and 602 pass attempts.
- As a redshirt senior, connected on 194-of-266 passes for 2,459 yards, 16 touchdowns and six interceptions leading the Badgers to a Big Ten Championship and a Rose Bowl appearance.
- Took home the Johnny Unitas Golden Arm Award

and was named a Second Team All-Big Ten selection (coaches), Honorable Mention All-Big Ten choice (media) and an Academic All-Big Ten selection following his senior season in 2010.

- In his first full season as a starter in 2009, set the school record for completions in a season with 211 on 328 attempts while tallying 2,705 yards, 16 touchdowns, 11 interceptions and two rushing touchdowns.
- Tied the single-game school record with five touchdowns (four passing, one rushing) against Michigan on November 14, 2009.
- Was named an Honorable Mention All-Big Ten choice (coaches) along with Academic All-Big Ten and Big Ten Distinguished Scholar accolades.
- Received the UW Wayne Souza (offense) Coaches' Appreciation Award.
- As a redshirt sophomore, appeared in three games completing 5-of-8 passes for 107 yards and one interception.

## PERSONAL:

- Attended William Fremd High School in Palatine, Ill.
- Passed for 4,145 yards and 40 touchdowns and was twice named to the all-conference and all-academic teams.
- Was named conference player of the year and an academic all-state selection as a senior.
- Lettered in football, basketball, baseball and track.
- Has two brothers, both of which played football collegiately. His older brother, Michael, played football and boxed at Air Force and his younger brother, Mark, played quarterback at Holy Cross.
- His uncle, Mike Korf, played college football at Tulane.
- Born in Rolling Meadows, Ill.

## GETTING TO KNOW SCOTT TOLZIEN

**Favorite team and/or athlete outside of football:**

Chicago Blackhawks and Jonathan Toews

**Favorite musician and/or song:** Jimmy Buffett

**Hobbies outside of football:** Golf and traveling

**Favorite food:** Peanut butter

**Favorite vacation spot:** Any lake house

**What's the one thing you couldn't live without:** GPS

2016 GAME-BY-GAME STATISTICS

Date/Opp	PASSING					RUSHING				
	GP	GS	Att.	Comp.	Yards	Pct.	Yds/Att.	TD	NT	LG
9/11 vs. DET										
9/18 @ DEN										
9/25 vs. SD										
10/2 @ JAX (UK)										
10/9 vs. CHI										
10/16 @ HOU										
10/23 @ TEN										
10/30 vs. KC										
11/6 @ GB										
11/20 vs. TEN										
11/24 vs. PIT	1	1	36	22	205	61.1%	5.7	1	2	32
12/5 @ NYJ	1	0	1	1	11	100.0%	11.0	0	0	11
12/11 vs. HOU										
12/18 @ MIN	1	0	0	0	0	0.0%	0.0	0	0	0
12/24 @ OAK										
1/1 vs. JAX										
<b>2016 TOTALS</b>	<b>3</b>	<b>1</b>	<b>37</b>	<b>23</b>	<b>216</b>	<b>62.2%</b>	<b>5.8</b>	<b>1</b>	<b>2</b>	<b>32</b>

CAREER REGULAR SEASON STATISTICS

Year	PASSING					RUSHING				
	GP	GS	Att.	Comp.	Yards	Pct.	Yds/Att.	TD	NT	LG
2016 IND	3	1	37	23	216	62.2%	5.8	1	2	32
2015 GB	3	0	1	1	4	100.0%	4.0	0	0	4
2014 GB	0	0	0	0	0	0.0%	0.0	0	0	0
2013 GB	3	2	90	55	717	61.1%	8.0	1	5	52
2012 SF	0	0	0	0	0	0.0%	0.0	0	0	0
2011 SF	0	0	0	0	0	0.0%	0.0	0	0	0
<b>TOTAL</b>	<b>9</b>	<b>3</b>	<b>128</b>	<b>79</b>	<b>926</b>	<b>61.7%</b>	<b>7.2</b>	<b>2</b>	<b>7</b>	<b>52</b>

# 33

RB

## ROBERT TURBIN



**5-10 • 225 • UTAH STATE**

**NFL EXP:** 5 (1st Year with Colts)

**HOW ACQUIRED:** UFA – 2016 (DAL)

**BORN:** 12/2/89

**GP/GS (POSTSEASON):** 71/3 (8/0)

### CAREER TRANSACTIONS:

- Signed by the Colts as an unrestricted free agent on March 16, 2016.
- Signed by the Dallas Cowboys as a free agent on November 18, 2015.
- Released by the Cleveland Browns on November 10, 2015.
- Claimed off waivers (Seattle) by the Browns on September 10, 2015.
- Released by the Seattle Seahawks on September 9, 2015.
- Selected by the Seahawks in the fourth round (106th overall) of the 2012 NFL Draft.

### 2016 (COLTS):

- In a Week 1 loss against Detroit (9/11), contributed with one carry for four yards and two catches for 15 yards.
- Totaled three carries for 10 yards and one touchdown in a Week 2 loss at Denver (9/18). Scored his first touchdown as a member of the Colts and the second rushing touchdown of his career on the team's opening possession of the third quarter. The touchdown tied the game 13-13.
- In a Week 3 win against San Diego (9/25), rushed for nine yards and added a third quarter touchdown. The score marked the first time in his career he posted rushing touchdowns in back-to-back games. Also added one special teams tackle.
- Finished with one carry for two yards and two receptions for three yards in a Week 4 loss at Jacksonville (10/2).
- Listed as inactive for a Week 5 victory against Chicago (10/9).
- In a Week 6 loss at Houston (10/16), totaled three carries for two yards and added four receptions for 22 yards.
- Posted two rushes for three yards and added one reception for 19 yards in a Week 7 win at Tennessee (10/23).
- Registered two carries for nine yards and three receptions for 25 yards in a Week 8 loss against Kansas City (10/30).
- In a Week 9 win at Green Bay (11/6), tallied two carries for 10 yards and added two receptions for 13 yards.

### SINGLE-GAME HIGHS

**ATT: 20 vs. ARZ** (12/9/12)

**YARDS: 108 vs. ARZ** (12/9/12)

**TDS: 2 at MIN** (12/18/16)

**LG: 26 vs. ARZ** (12/9/12)

**REC: 4, two times** (Last: vs. HOU 12/11/16)

**YARDS: 47, two times** (Last: at SF 11/27/14)

**TDS: 1, two times** (Last: at SF 11/27/14)

**LG: 34 at SF** (11/27/14)

- Posted two carries for four yards and one touchdown in a Week 11 victory against Tennessee (11/20). Gave the Colts a 7-0 lead with his one-yard touchdown run on the team's opening possession of the game.
- In a Week 12 loss against Pittsburgh (11/24), totaled two rushes for 20 yards and added two receptions.
- Contributed with six carries for 16 yards and one touchdown in a Week 13 victory at the New York Jets (12/5). Logged his fourth rushing touchdown of the season on a five-yard rush in the fourth quarter to give Indianapolis a 41-3 advantage. Also added one special teams tackle.
- In a Week 14 loss against Houston (12/11), recorded three carries for 10 yards and added four receptions for 33 yards with a long catch of 11 yards.
- Finished with seven carries for 32 yards and two touchdowns while adding two catches for 22 yards in a Week 15 victory at Minnesota (12/18). Gave the Colts a 10-0 lead with his one-yard touchdown run in the first quarter. Posted his second rushing touchdown of the game on a six-yard score in the second quarter to give the Colts a 24-0 advantage. It was the first multiple touchdown game of his career.

### 2015 (BROWNS/COWBOYS):

- Appeared in three games as a member of the Cleveland Browns and totaled 60 yards on 18 rushes.
- Saw action in the final seven games of the season with the Dallas Cowboys after being signed prior to Week 11. Compiled 139 yards on 32 rushes and added one touchdown.
- In a Week 14 loss at Green Bay (12/13), tallied seven carries for 51 yards and his first career rushing touchdown.

### **2014 (SEAHAWKS):**

- Saw action in all 16 games (three starts) and totaled 74 carries for 310 yards and added 16 receptions for 186 yards and two touchdowns.
- In a Week 2 loss at San Diego (9/14), had two rushes for seven yards and two receptions for 35 yards and one touchdown. The touchdown was the first of his career.
- Totaled four carries for eight yards and two receptions for a career-high tying 47 yards and one touchdown in a Week 13 victory at San Francisco (11/27).
- Posted two carries for 21 yards in a Super Bowl XLVIII loss to New England (2/1/15).

### **2013 (SEAHAWKS):**

- Played in all 16 regular season games and all three postseason games, compiling 77 rushes for 264 yards and eight receptions for 60 yards.
- Tallied a season-high 37 yards on eight carries in a Week 9 overtime victory against Tampa Bay (11/3).
- Notched nine carries for 25 yards in a Super Bowl XLVIII victory against Denver (2/2/14).

### **2012 (SEAHAWKS):**

- Appeared in all 16 games rushing for 354 yards on 80 carries and added 19 receptions for 181 yards.
- Recorded his first career 100-yard rushing performance with a career-high 20 carries and 108 yards in a Week 14 victory against Arizona (12/9).

### **COLLEGE:**

- Attended Utah State and appeared in 38 games (30 starts), finishing his collegiate career with 565 carries for 3,315 yards and 40 touchdowns while adding 67 receptions for 845 yards and 11 touchdowns.
- Set school records for the most career touchdowns (51), most career points (308) and most 100-yard games (16).
- As a senior in 2011, totaled 249 carries for 1,538 yards (third-most in school history) and 19 touchdowns while setting the program's single-season record with 138 points scored.
- Missed his junior season due to injury.
- In 2009, appeared in all 12 games making 11 starts and totaling 207 carries for 1,296 yards and 13 touchdowns.
- Holds the school record for longest rushing touchdown in Aggies history with his 96-yard score in the season opener against Utah (9/3).
- Tied the school record with five touchdowns in the season finale against Idaho (11/28).
- Appeared in all 12 games earning six starts as a redshirt freshman in 2008, tallying 106 carries for 485 rushing yards and eight touchdowns adding 20 receptions for 256 yards and two touchdowns.
- In 2007, appeared in only one game before being granted a medical redshirt due to a foot injury.

Totaled 17 yards on three carries in his lone appearance against Oklahoma.

### **PERSONAL:**

- Attended Irvington High School in Fremont, Calif.
- Lettered in football, basketball and track in high school.
- Earned all-league first team honors as a tailback totaling 1,232 rushing yards and 14 touchdowns as a senior.
- Named the league's Defensive Player of the Year and received all-league honors as a defensive back totaling six interceptions during his senior season.
- Majored in sociology and minored in business at Utah State.
- Born in Oakland, Calif.

## GETTING TO KNOW ROBERT TURBIN

**Favorite team and/or athlete outside of football:**

Los Angeles Lakers and Michael Jordan

**Hobbies outside of football:** Music, drums and piano

**Favorite food:** Steak

**If you could have lunch with three people,**

**living or dead, who would they be:** Michael Jordan, Kobe Bryant and Mike Epps

**Favorite movie:** *Love & Basketball*

**What's the one thing you couldn't live without:** Football

### 2016 GAME-BY-GAME STATISTICS

Date/Opp.	RUSHING					RECEIVING				
	GP	GS	No.	Yards	Avg.	LG	TD	No.	Yards	Avg.
9/11 vs. DET	1	0	1	4	4.0	4	0	2	15	7.5
9/18 @ DEN	1	0	3	10	3.3	5	1	0	0	0.0
9/25 vs. SD	1	0	4	9	2.3	5	1	0	0	0.0
10/2 @ JAX (UK)	1	0	1	2	2.0	2	0	2	3	1.5
10/9 vs. CHI						INACTIVE				
10/16 @ HOU	1	0	3	2	0.7	2	0	4	22	5.5
10/23 @ TEN	1	0	2	3	1.5	3	0	1	19	19.0
10/30 vs. KC	1	0	2	9	4.5	7	0	3	25	8.3
11/6 @ GB	1	0	2	10	5.0	7	0	2	13	6.5
11/20 vs. TEN	1	0	2	4	2.0	3	1	0	0	0.0
11/24 vs. PIT	1	0	2	20	10.0	18	0	2	-2	-1.0
12/5 @ NYJ	1	0	6	16	2.7	7	1	0	0	0.0
12/11 vs. HOU	1	0	3	10	3.3	5	0	4	33	8.3
12/18 @ MIN	1	0	7	32	4.6	12	2	2	22	11.0
12/24 @ OAK										
1/1 vs. JAX										
2016 TOTALS	13	0	38	131	3.5	18	6	22	150	6.8

### CAREER REGULAR SEASON STATISTICS

Year	RUSHING					RECEIVING				
	GP	GS	No.	Yards	Avg.	LG	TD	No.	Yards	Avg.
2016 IND	13	0	38	131	3.5	18	6	22	150	6.8
2015 CLE/DAL	10	0	50	199	4.0	22	1	7	23	3.3
2014 SEA	16	3	74	310	4.2	17	0	16	106	11.6
2013 SEA	16	0	77	264	3.4	15	0	8	60	7.5
2012 SEA	16	0	80	354	4.4	26	0	19	181	9.5
TOTAL	71	3	319	1,258	3.9	26	7	72	600	8.3

### CAREER REGULAR SEASON RETURN STATISTICS

Year	GP	GS	PR	FC	Yards	Avg.	LG	TD	KR	Yards	Avg.	LG	TD
2013 SEA	16	0	0	0	0	0.0	0	0	8	177	22.1	27	0
TOTAL	16	0	0	0	0	0.0	0	0	8	177	22.1	27	0

### CAREER POSTSEASON STATISTICS

Year	RUSHING					RECEIVING				
	GP	GS	No.	Yards	Avg.	LG	TD	No.	Yards	Avg.
2014 SEA	3	0	11	48	4.4	19	0	1	2	2.0
2013 SEA	3	0	14	40	2.9	6	0	1	9	9.0
2012 SEA	2	0	12	40	3.3	7	0	3	43	14.3
TOTAL	8	0	37	128	3.5	19	0	5	50	10.0

SPECIAL TEAMS TACKLES: 2 (2016 - 2)

4  
K

## ADAM VINATIERI

PRO BOWL  
3 (2002, 04, 14)

6-0 • 206 • SOUTH DAKOTA STATE

NFL EXP: 21 (11th Year with Colts)

HOW ACQUIRED: UFA — 2006 (NE)

BORN: 12/28/72

GP/GS (POSTSEASON): 320/0 (30/0)

## CAREER TRANSACTIONS:

- Signed by the Colts as an unrestricted free agent on March 22, 2006.
- Signed as a free agent by the New England Patriots on June 28, 1996.
- Originally signed as a free agent with Amsterdam of the World League in 1996.

## PRO CAREER:

- Selected to three Pro Bowls in 2002, 2004 and 2014.
- A three-time Associated Press NFL All-Pro team selection (2002, 2004 and 2014). In 2014, joined Pat McAfee as just the fourth punter-kicker duo from the same team to both earn recognition in the same season.
- Named to the 2014 PFWA All-NFL Team.
- Was selected to the "Super Bowl 50 Golden Team" chosen by the Pro Football Hall of Fame Board of Selectors. Was the only unanimous selection.
- Has hit two last-minute game-winning field goals in the Super Bowl (Super Bowl XXXVI vs. St. Louis on Feb. 3, 2002 and Super Bowl XXXVIII vs. Carolina on Feb. 1, 2004) and has been part of four Super Bowl Championship teams including Super Bowl XXXVI, Super Bowl XXXVIII, Super Bowl XXXIX and Super Bowl XLI.
- Is the only kicker in NFL history to record successful field goals in four Super Bowls (XXXVI, XXXVIII, XXXIX and XLI) and is the only kicker in league history to have played in five Super Bowls.
- Became the seventh player in NFL history to reach 2,000 career points.
- Has been part of an NFL record 220 victories (regular season and playoffs). Joined George Blanda (209) and Gary Anderson (201) as the only players to reach 200 regular season wins.
- Has converted 528-of-626 career field goals for an 84.3 percentage, which currently ranks 13th all-time in the NFL.
- Has totaled 2,367 career points (including one two-point conversion), which ranks third in league annals and first among active players in the NFL.
- Set an NFL record with 44 consecutive field goals made from 2015-16.
- Has totaled 19 100-plus point seasons (1996-2008, 2010, 2012-16), which is an NFL record. He surpassed Jason Elam's previous record of 16 in 2014.

## SINGLE-GAME HIGHS

FGA: 6 vs. JAX (9/22/96)

FGM: 5, four times (Last: vs. CHI 10/9/16)

LG: 57 at CHI (11/10/02)

PTS: 17, two times (Last: vs. CHI 10/9/16)

XPM: 7 vs. WAS (11/30/14)

XPA: 7 vs. WAS (11/30/14)

KO: 9 at NYJ (9/15/02)

TB: 5 at DEN (10/29/06)

- Led the NFL in field goal percentage and points scored in 2004 having converted 31-of-33 field goals (93.9%) and all 48 PATs for 141 points. His 31 field goals tied a career-high which he originally set in 1998. Also led the league in field goal percentage in 2010 (92.9) and 2014 (96.8).
- In his career, is responsible for 26 game-winning field goals in the final minute of the fourth quarter or overtime.
- Became the franchise's all-time leading scorer and topped 1,000 points with the Colts after a 10-point game against Jacksonville on Oct. 4, 2015.
- Split the uprights on a career-best 57-yard field goal at Chicago on Nov. 10, 2002.
- Set a then-NFL postseason record with his 30th game played (Jerry Rice, 29) in Indianapolis' AFC Championship Game appearance at New England on Jan. 18, 2015.
- Holds NFL postseason records with 56 field goals made, 68 field goal attempts, 66 extra points, 234 career points, 30 consecutive games scoring, 49 seasonal points and is tied for the most field goals made in a postseason game with five (vs. Indianapolis, 1/18/04 and at Baltimore, 1/13/06).
- Set a new team record for the longest field goal in postseason history with a 53-yard conversion in the fourth quarter of an AFC Wild Card Playoff win against Cincinnati (1/4/15).
- Scored at least one point in 177 consecutive regular season games. The streak dated back to Sept. 14, 2003 against Philadelphia and ended on Sept. 13, 2015 at Buffalo.
- Became the first player in NFL history to record 1,000 points with two different teams (New England) and 200 field goals made with two different teams.
- Against San Diego on Oct. 14, 2013, converted two



field goals of 50-plus yards (50 and 51) in a single game for the first time in his career. Accomplished the feat again on Oct. 9, 2016 with 54-yard and 53-yard conversions against Chicago.

- Tied an NFL record for successful field goals made from 40-49 yards in a single game during a Dec. 1, 2013 win against Tennessee.
- Has earned AFC Special Teams Player of the Week honors on 16 occasions, NFL Player of the Week honors one time (playoffs) and is a four-time AFC Special Teams Player of the Month candidate (2016, 2015, 2004, 1999, 1998).

## 2016 (COLTS):

- Was named AFC Special Teams Player of the Month (October) after converting all 12 field goal attempts and all 13 extra point attempts for 49 total points. His 12 field goals led the NFL and his 49 points ranked second in the league during October.
- In a Week 1 loss against Detroit (9/11) connected on 2-of-2 field goals and four PATs for 10 points. With two field goals, improved his streak to 27 consecutive conversions dating back to the 2015 season. The streak currently ranks fourth in franchise history. Split the uprights on his first field goal attempt

of the season from 50 yards. With the conversion, he moved into eighth place all-time in NFL history in field goals made from 50-plus yards. Added his second field goal of the day from 40 yards in the fourth quarter to cut Detroit's lead to 28-21. It was Vinatieri's 600th career field goal attempt as he became the fifth kicker in NFL history to reach that plateau.

- Connected on 2-of-2 field goal attempts and two PATs for eight points in a Week 2 loss at Denver (9/18). Gave the Colts a 3-0 lead when he split the uprights from 48 yards in the first quarter. With 2:43 remaining in the second quarter, he converted a 52-yard field goal to cut Denver's lead to 10-6. It was his second make from 50-plus yards this season. On the try,

he increased his streak of consecutive field goals made to 29, which is the third-longest streak in team history. Also passed Jason Hanson for the fourth-most field goal attempts in NFL history.

- In a Week 3 win against San Diego (9/25), converted 2-of-2 field goal attempts and two PATs for eight points. With two field goals made, improved his streak of consecutive field goals made to 31. Gave the Colts a 3-0 lead with his 38-yard field goal on the team's opening offensive possession of the game. With his 33-yard field goal in the second quarter, he improved the team's lead to 13-6.
- Converted 2-of-2 field goals and three PATs for nine points in a Week 4 loss at Jacksonville (10/2). With two field goals, improved his streak of consecutive field goals made to 33. Gave the Colts their first points of the game with his 53-yard field goal in the first quarter. Added his second conversion from 49 yards in the second quarter to cut Jacksonville's lead to 7-6.
- In a Week 5 victory against Chicago (10/9), converted 5-of-5 field goal attempts and two PATs for 17 points against the Bears. Tied his single-game career-high with five field goals and tied his single-game career-high in points (17). With five field goals made, improved his streak of consecutive field goals made to 38. With his successful kick from 54 yards in the first quarter, set a new Colts record for the most consecutive field goals made from 50-plus yards in team history with eight. Improved his record to nine-straight kicks of 50-plus yards with his 53-yard conversion in the second quarter, which gave the Colts a 13-6 lead. Gave the Colts a 16-13 halftime advantage with his 26-yard field goal at the end of the second quarter. With the kick, he compiled the second longest streak of field goals made (36) in team history. He also passed Gary Anderson (172) for the second most field goals made from 20-29 yards in league history. Increased the team's lead to 19-13 with his 41-yard field goal at the 5:52 mark in the third quarter. On the kick, passed Matt Stover (36) for the third-longest streak of consecutive field goals made in NFL history. With his 46-yard field goal with 2:28 remaining in the fourth quarter, gave the Colts a two-possession lead and tied single-game career highs with five conversions and 17 points. Was named AFC Special Teams Player of the Week for his



performance.

- Converted 3-of-3 field goals and two PATs for 11 points in a Week 6 loss at Houston (10/16). With three field goals, improved his streak of consecutive field goals made to 41. Gave the Colts a 3-0 lead when he split the uprights from 41 yards at the 5:56 mark in the first quarter. He then increased Indianapolis' lead to 13-0 in the second quarter when he converted from 37 yards. On the kick, Vinatieri tied the second longest streak of consecutive field goals made in NFL history (40, Gary Anderson). Put the Colts ahead 23-9 with his 36-yard field goal at the 7:04 mark of the fourth quarter. With the kick, he established the second longest streak of consecutive field goals made in NFL history with 41.
- In a Week 7 win at Tennessee (10/23), converted 2-of-2 field goal attempts and four PATs for 10 points. With two field goals made, set a new NFL record and franchise record for the most consecutive field goals converted. He topped Mike Vanderjagt's previous mark of 42 set from 2002-04. With his 28-yard field goal in the second quarter, gave the Colts a 17-6 lead and tied Morten Andersen (176) for the most made from 20-29 yards in NFL history. Tallied a 33-yard field goal at the 3:46 mark of the third quarter to give the Colts a 20-13 advantage.
- Split the uprights on both extra point attempts in a Week 8 loss against Kansas City (10/30).
- In a Week 9 win at Green Bay (11/6), converted one field goal and four PATs for seven points against the Packers. With one field goal made, improved his current NFL record for the most consecutive field goals converted to 44. Gave the Colts 17-10 lead in the second quarter with his 28-yard conversion at the 12:05 mark. With the kick, he tied Morten Andersen (176) for the most field goals made from 20-29 yards in NFL history. It was also the first field goal he has made at Lambeau Field in his career. He has now converted at least one field goal in 41 different stadiums.
- Converted 1-of-2 field goal attempts and three PATs for six points in a Week 11 victory against Tennessee (11/20). Missed his first field goal of the game from 42 yards and ended his streak of consecutive field goals made (44), which is an NFL record. Split the uprights from 49 yards in the fourth quarter to give the Colts a 24-17 lead. With the kick, he passed Morten Andersen (147) for the second most field goals made from 40-49 yards in NFL history.
- In a Week 12 loss against Pittsburgh (11/24), converted one extra point attempt and missed a 52-yard field goal.
- Converted two field goals and five PATs for 11 points in a Week 13 victory at the New York Jets (12/5). Gave the Colts a 17-3 lead with his 53-yard field goal in the second quarter. The conversion

#### QUICK HITS

Vinatieri holds 2,367 career points which ranks third in NFL history. He surpassed Jason Hanson for the third spot in Week 3 of the 2015 season.

Became the franchise's all-time leading scorer and topped 1,000 points with the Colts after a 10-point game against Jacksonville on Oct. 4, 2015.

In 2015, Vinatieri recorded his 18th 100-plus point season (1996-2008, 2010, 2012-15), which improved his NFL record. He surpassed Jason Elam's previous mark of 16 in 2014.

Set an NFL record with 44 consecutive field goals made from 2015-16.

Vinatieri has hit two last-minute game-winning field goals in the Super Bowl (Super Bowl XXXVI vs. St. Louis on Feb. 3, 2002 and Super Bowl XXXVIII vs. Carolina on Feb. 1, 2004) and has been part of four Super Bowl Championship teams including Super Bowl XXXVI, Super Bowl XXXVIII, Super Bowl XXXIX and Super Bowl XLI. He is the only kicker in NFL history to record field goals in four Super Bowls (XXXVI, XXXVIII, XXXIX and XLI) and is the only kicker in league history to have played in five Super Bowls.

Became the first player in NFL history to record 1,000 points with two different teams (New England) and 200 field goals made with two different teams.

- marked his sixth field goal of 50-plus yards on seven attempts this season. He added his second field goal of the game from 36 yards to give Indianapolis a 34-3 advantage in the third quarter.
- In a Week 14 loss against Houston (12/11) converted 1-of-2 field goals and both PAT attempts for five points against the Texans. With five points, topped 100 points for the year and extended his current NFL record to 19 seasons reaching the plateau. He also set a new Colts record with nine seasons reaching 100-plus points.
  - Converted two field goals and four PATs for 10 points in a Week 15 victory at Minnesota (12/18). Gave the Colts a 3-0 lead in the first quarter with his 48-yard field goal conversion. He also added a 50-yard conversion with no time remaining in the second quarter to give the Colts a 27-0 lead. With the Colts win, he posted his 200th career regular season win joining George Blanda (209) and Gary Anderson (201) as the only players to accomplish that feat.

#### 2015 (COLTS):

- Converted 25-of-27 field goals and 32-of-35 extra points for 107 points on the season. Ended the regular season with a streak of 25 consecutive field goals made and was perfect in field goals from

30-39 yards and 40-49 yards. His 92.6 field goal percentage was his fourth-highest total for a single season.

- Was named AFC Special Teams Player of the Month (November) after connecting on all 11 field goal attempts and adding 9-of-10 PATs for 42 points. He also provided his 26th career game-winning field goal in a Week 11 victory at Atlanta.
- Missed one field goal and did not record an extra point attempt in a Week 1 loss against Buffalo. The contest ended a streak of 177 consecutive games with at least one point scored.
- In a Week 2 loss against the New York Jets (9/21), notched one extra point and passed Mike Vanderjagt for the most extra point attempts in Colts history.
- Converted 5-of-5 extra points in a Week 3 victory at Tennessee (9/27). With five points, he passed Jason Hanson (2,150) for the third-most points scored in NFL history. With his first extra point of the game in the first quarter, he passed Mike Vanderjagt for the most extra points made in Colts history.
- In a Week 4 win against Jacksonville (10/4), converted 3-of-3 field goals and one extra point against the Jaguars for 10 points. His 27-yard field goal in overtime was his 25th career game-winning field goal. On the overtime winner, he also surpassed Mike Vanderjagt for the most field goals made in Colts history. Vinatieri converted a 54-yard field goal in the first quarter to give the Colts a 3-0 lead. The field goal tied the third-longest for Vinatieri in the regular season and was his longest since Nov. 10, 2002 at Chicago (57 yards). Following the 54-yard conversion, Vinatieri passed Mike Vanderjagt for the most points scored in Colts history. He also passed John Carney (478) for the fourth-most field goals made in NFL history. Vinatieri tied the game with a 32-yard field goal in the fourth quarter and became the first player in NFL history to eclipse 1,000 points with two different teams (New England).
- Converted 2-of-2 field goal attempts and three extra points for nine points against the Texans. He appeared in his 295th career regular season game, which tied Darrell Green for the 12th-most all-time in NFL history. Added his first field goal of the game from 48 yards in the first quarter to give the Colts a 3-0 lead. He split the uprights from 42 yards in the second quarter to increase the lead to 13-0.
- In a Week 6 loss against New England (10/18), split the uprights on 3-of-4 extra points, appearing in his 296th career regular season game, which tied Bruce Matthews for the 11th-most all-time in NFL history. Had one extra point blocked at the end of the game, which ended a streak of 209 consecutive PATs made dating back to 2010.
- In a Week 7 loss against New Orleans (10/25), converted 3-of-3 extra points against the Saints appearing in his 297th career regular season game, which tied Matt Stover for the 10th-most all-time in

## QUICK HITS

Vinatieri holds several career NFL postseason records, including points scored and field goals made.

## MOST CONSECUTIVE GAMES SCORING IN POSTSEASON, NFL HISTORY

Player	Years	Games
Adam Vinatieri	1996-2014	30
David Akers	1998-2013	24
George Blanda	1949-1975	19

## MOST CONSECUTIVE GAMES SCORING FIELD GOALS IN POSTSEASON, NFL HISTORY

Player	Years	Games
Adam Vinatieri	2005-2014	13
Tony Fritsch	1972-1979	13
Adam Vinatieri	1997-2004	12
Jason Elam	1997-2008	11

## MOST CAREER POINTS SCORED IN POSTSEASON, NFL HISTORY

Player	Years	Points
Adam Vinatieri	1996-2014	234
David Akers	1998-2013	175
Gary Anderson	1982-2004	153

## MOST CAREER FIELD GOALS MADE IN POSTSEASON, NFL HISTORY

Player	Years	FGM
Adam Vinatieri	1996-2014	56
David Akers	1998-2013	39
Gary Anderson	1982-2004	32

## MOST CAREER FIELD GOAL ATTEMPTS IN POSTSEASON, NFL HISTORY

Player	Years	FGA
Adam Vinatieri	1996-2014	68
David Akers	1998-2013	47
Gary Anderson	1982-2004	40

## MOST CAREER PATS MADE IN POSTSEASON, NFL HISTORY

Player	Years	PATs
Adam Vinatieri	1996-2014	66
David Akers	1998-2013	58
Gary Anderson	1982-2004	57

Vinatieri is a three-time Associated Press NFL All-Pro team selection (2002, 2004 and 2014). In 2014, he joined Pat McAfee as just the fourth punter-kicker duo from the same team to both earn recognition in the same season.

NFL history.

- Converted 4-of-4 field goal attempts and two PATs for 14 points in a Week 8 overtime loss at Carolina (11/2) in his 298th career regular season game. Tacked on Indianapolis' first points of the game with a 47-yard field goal at the 10:24 mark in the second quarter and added a 34-yard conversion in the same quarter to cut Carolina's lead to 10-6.

He then split the uprights on a 24-yard attempt as time expired in regulation and added a 50-yard conversion in overtime. With his 50-yard field goal in overtime, Vinatieri broke a tie with Jason Elam and Jason Hanson for the most overtime field goals made in NFL history with 10.

- In a Week 9 victory against Denver (11/8), converted 2-of-2 field goals and all three PATs for nine points. Notched a 43-yard field goal in the first quarter to give Indianapolis a 10-0 lead. On the kick, he passed Jason Hanson (136) for the third-most field goals made from 40-49 yards in NFL history. Split the uprights on a 55-yard field goal in the fourth quarter to give the Colts a 27-24 lead. The field goal was his longest as a member of the Colts tied for the second longest of his career and tied for the third longest in Colts history.
- Converted his lone field goal attempt and added 3-of-3 PATs for six points in a Week 11 win at Atlanta (11/22). He appeared in his 300th career regular season game. Converted a 43-yard field goal with 52 seconds remaining in the fourth quarter to mark his 26th career game-winning kick in the fourth quarter or overtime.
- In a Week 12 victory against Tampa Bay (11/29), split the uprights on 4-of-4 field goals and one PAT for 13 points against the Buccaneers. He appeared in his 301st career regular season game, which tied John Kasay for the ninth most all-time in NFL history. Gave the Colts a 3-0 lead after splitting the uprights on a 49-yard attempt on the team's opening offensive possession. Added his second field goal from 27 yards in the second quarter to give the Colts a 6-3 lead. On the team's first possession of the second half, tallied a 26-yard field goal to cut Tampa Bay's lead to 12-9. On the kick, he passed John Carney (168) for the fourth-most field goals made from 20-29 yards in NFL history. Added his fourth field goal of the game when he split the uprights from 44 yards, giving the Colts a 19-12 lead. It marked the 19th time in his career that he finished a game with four or more field goals.
- Converted one field goal and one extra point in a Week 13 loss at Pittsburgh (12/6). Appeared in his 302nd career regular season game, with tied for the seventh-most all-time in NFL history with Brett Favre and John Carney. Gave the Colts a 3-0 lead with his 35-yard field goal in the first quarter.
- In a Week 14 loss at Jacksonville (12/13), converted 3-of-3 field goals and one PAT for 10 points. Appeared in his 303rd career regular season game, which tied Jerry Rice for the sixth-most all-time in NFL history. Tied the game at 3-3 with his 25-yard field goal in the first quarter. On the kick, he passed Jason Hanson (495) for the third-most field goals made in NFL history. Split the uprights on his second field goal of the game from 21 yards to give the Colts a 6-3 lead in the second quarter. On the kick, he passed John Carney (168) for the fourth-most

field goals made from 20-29 yards in NFL history. Added his third field goal of the game (32 yards), to cut Jacksonville's lead to 23-16 in the third quarter.

- Converted his lone field goal and PAT attempts for four points in a Week 15 loss against Houston (12/20). He appeared in his 304th career regular season game, which passed Jerry Rice for the sixth-most all-time in NFL history. Split the uprights on a 29-yard field goal in the second quarter to give the Colts a 10-0 lead.
- In a Week 16 win at Miami (12/27), converted his lone field goal and 1-of-2 PAT attempts for four points against the Dolphins. With his 38-yard field goal in the fourth quarter, became the third kicker in NFL history to record 500 career field goals.
- Converted 3-of-3 field goals and three PATs for 12 points in a Week 17 win against Tennessee (1/3/16). He finished the season perfect in field goals from 30-39 yards (6-of-6) and 40-49 yards (8-of-8). Ended the season having split the uprights on his last 25 field goals dating back to a Week 4 contest against Jacksonville.

#### 2014 (COLTS):

- Converted 30-of-31 field goals and all 50 extra points for 140 points. Led the league in field goal percentage (96.8) while ranking third in points and tied for sixth in field goals made. In three postseason games, split the uprights on 5-of-7 field goals (long of 53 yards) and six extra points.
- Was selected to his third career Pro Bowl and was named to the Associated Press NFL All-Pro Team and PFWA All-NFL Team. Joined Pat McAfee as just the fourth punter-kicker duo from the same team to both earn AP All-Pro recognition in the same season.
- Topped 100 points for the 17th season, which set an NFL record, surpassing Jason Elam's previous mark of 16.
- Converted 35 consecutive field goals from Dec. 22, 2013 - Dec. 28, 2014. It's the longest streak of his career surpassing his previous best of 25 from Nov. 24, 1996 - Nov. 9, 1997. It's also the second longest streak in franchise history (Mike Vanderjagt, 42) and the fourth-longest streak in NFL history.
- Became the first player in NFL history to record 900 points with two different teams (New England) and 200 field goals made with two different teams.
- Set a then-NFL postseason record with his 30th game played (Jerry Rice, 29) in Indianapolis' AFC Championship Game appearance at New England on Jan. 18, 2015.
- In the team's Week 1 meeting at Denver (9/7), split the uprights on a 25-yard field goal and three extra points for six total points. With his field goal in the third quarter, tallied his 541st career field goal attempt, which surpassed Jason Elam for the ninth-most in NFL history. His three extra points tied Mike Vanderjagt (149) for the most consecutive PATs in team history.

- Converted 2-of-2 field goals and three PATs against Philadelphia (9/15). With his first extra point attempt in the first quarter, passed Jason Hanson (673) for sole possession of fifth place in career attempts NFL history. He also surpassed Mike Vanderjagt for the most consecutive PATs made in team history. With three extra points, Vinatieri passed Jason Hanson (665) for the fifth-most in NFL history.
- In a Week 3 victory at Jacksonville (9/21) split the uprights on 3-of-3 field goals and all five extra point attempts. Tallied a 48-yard field goal on the opening offensive possession and added conversions of 43 yards and 25 yards in the second quarter. Following his second kick of 43 yards, passed Matt Stover for fourth place in NFL history in career field goals made between 40-49 yards. With five extra point attempts, passed Jason Elam (679) for fourth place in career PAT attempts NFL history.
- Converted 2-of-2 field goals and all five PATs for 11 points in a Week 4 win against Tennessee (9/28). With five extra points made, passed Jason Elam (675) for fourth place in NFL history. Added field goals of 31 and 30 yards in the second quarter marking his 13th and 14th consecutive field goals made dating back to Dec. 22, 2013 at Kansas City.
- Converted 2-of-2 field goals and three PATs for nine points in a Week 6 win at Houston (10/9). Following his first extra point of the game in the first quarter, became the first player in NFL history to score 900 career points with two different teams. With his 34-yard field goal in the second quarter, passed John Carney (2,062) for the fourth-most career points scored in NFL history.
- In a Week 7 victory against Cincinnati (10/19), converted both field goal attempts and all three extra points for nine points. With two field goals made (23 and 50), passed John Kasay (461) for the sixth-most field goals converted in NFL history. With his 50-yard field goal in the fourth quarter, tied John Carney, Steve Christie, Mason Crosby, Al Del Greco and Eddie Murray (21) for 17th place all-time in NFL history. The 50-plus yard attempt also moved him in sole possession of second place in team history surpassing Mike Vanderjagt (21).
- Converted 2-of-2 field goals and four PATs for 10 points in a Week 8 loss at Pittsburgh (10/26). Became the first kicker in NFL history to log more than 200 field goals with two different teams (236 with New England).
- In a Week 9 win at the New York Giants (11/3), converted 4-of-4 field goals and four PATs for 16 points. His four field goals marked a season-high and his most dating back to Dec. 1, 2013 against Tennessee. Set a new career-best field goal streak with his 26th straight conversion with his 43-yard field goal in the fourth quarter. With four field goals attempts, passed Jan Stenerud (558) for eighth place in NFL history. With his second extra point of the game in the third quarter, reached 700 career PATs.
- Converted 2-of-2 field goals and two PATs for eight points in a Week 11 loss against New England (11/16). Gave Indianapolis its first points of the game with a 31-yard field goal at the 4:19 mark in the first quarter and became the fourth player in league history to reach 2,100 career points. Tied Nick Lowery and Matt Prater for 15th place all-time in NFL history with 22 career field goals made from 50-plus yards. Following his second extra point of the game in the fourth quarter, Vinatieri notched his eighth point and recorded his 17th career 100-point season (1996-2008, 2010, 2012-14), which set an NFL record.
- In a Week 12 victory against Jacksonville (11/23), converted 3-of-3 field goals and two PATs for 11 points. With his first field goal of the game (46 yards), took sole possession of second place for the longest streak of consecutive field goals made in franchise history with 29. He finished the game with three-straight field goals improving his streak to 31. With his 20-yard field goal at the end of the second quarter, surpassed Matt Stover for fifth place in NFL history in career field goals made. He also passed Stover and John Kasay for sixth place in career field goal attempts.
- Split the uprights on all seven of his extra point attempts in a Week 13 win against Washington (11/30). Set a single-game career-high with seven extra points made and attempted. The seven PATs are also tied for the third most in a game in franchise history. It's the highest total of extra points for the Colts dating back to Nov. 14, 2004 against the Houston Texans. With seven PATs, topped 700 career extra points.
- In a Week 14 victory at Cleveland (12/7), converted 2-of-2 field goals and one PAT for seven points. With his 51-yard field goal in the third quarter, tied Rian Lindell and Josh Scobee (23) for 14th place all-time in NFL history in conversions from 50-plus yards. Took sole possession of second place for the most 50-yard field goals made in Colts history and set a new franchise record for the most consecutive 50-plus yard field goals made. Added his second field goal from 33 yards in the fourth quarter to cut Cleveland's lead to 21-19. With the kick, passed Matt Stover (146) for fifth place in NFL history in kicks made between 30-39 yards.
- Converted his lone field goal attempt (29 yards) while adding two extra points in a Week 15 win against Houston (12/14). Added a 29-yard field goal in the fourth quarter to give the Colts a 17-10 lead. With the conversion, he took sole possession of fourth place in NFL history for the longest streak of consecutive field goals made with 34.
- Converted 2-of-3 field goals and three PATs for nine points in a Week 17 victory at Tennessee (12/28). Concluded the regular season with 140 points, the third-highest total in a single season in franchise history. On his first extra point of the game in the

first quarter, improved his streak of consecutive games scoring at least one point to 177. Gave the Colts a 17-7 lead in the second quarter with his 23-yard field goal conversion. It was his 35th consecutive field goal made dating back to 2013. In the third quarter, missed a 46-yard attempt ending his consecutive field goal streak at 35, the fourth longest streak in NFL history. Converted a 26-yard field goal at the start of the fourth quarter to give the Colts a 20-10 lead. With the kick, he tied John Carney for the fourth-most field goals made in NFL history.

- In an AFC Wild Card Playoff victory against Cincinnati (1/4/15), converted 4-of-4 field goals and two PATs for 14 points against the Bengals. His 14 points are the third-most by a player in a single-game in Colts postseason history and the second-most by a kicker in a single-game (Adam Vinatieri, 15 at Baltimore on 1/13/07). His four field goals made were the second-most by a kicker in Colts postseason history and his four field goal attempts tied for the second-most in a single game. Set a new team record for the longest field goal in postseason history with a 53-yard conversion in the fourth quarter. The kick topped his previous team record of 52 yards (at Baltimore on 1/6/13). Moved into sole possession of second place for the most career postseason games played in NFL history. With 14 points scored against Cincinnati, improved his NFL record of career postseason points to 227. With his first extra point of the game, improved his NFL record of consecutive postseason games scoring at least one point to 28. He also moved into a tie for second place in NFL history for consecutive games converting at least one field goal to 12 with his 38-yard conversion in the second quarter.
- Converted 1-of-2 field goals and three PATs for six points in the team's AFC Divisional Playoff win at Denver (1/11/15). Tied Jerry Rice for the most games played in NFL postseason history with 29. With one field goal, moved into a tie for first place in NFL history in consecutive postseason games converting at least one field goal (13).
- In the team's AFC Championship Game loss at New England (1/18/15), finished with one extra point and missed a 51-yard field goal attempt in the first quarter. Passed Jerry Rice for sole possession of first place for the most games played in NFL postseason history with 30. With one point scored, improved his NFL record of career postseason points to 234. Improved his NFL record of consecutive postseason games scoring at least one point to 30. Without a field goal, remains tied with Tony Fritsch for the NFL record with 13 consecutive games having converted at least one field goal. Continues to hold NFL postseason records for field goals made (56) and field goals attempted (68). Improved his NFL record for the most career postseason extra points to 66.

## 2013 (COLTS):

- Converted 35-of-40 field goals and all 34 extra point attempts for 139 points. His field goal and field goal attempt totals established new career highs while his point total ranked as the second-highest for a single season (141 in 2004).
- Recorded his 16th 100-plus point season, which tied Jason Elam for the most in NFL history.
- Became the seventh player in NFL history to reach 2,000 career points.
- Moved into fifth place on the NFL's all-time scoring list at the conclusion of the regular season.
- Was named AFC Special Teams Player of the Week on two occasions (Weeks 11 and 17).
- In the regular season opener against Oakland (9/8), finished the game with three extra points and passed John Carney for eighth place all-time in league history. He also improved his streak of consecutive games scoring to 147 while tallying a point in his 100th consecutive game with the Colts.
- Against Miami (9/15) in Week 2, converted 2-of-3 field goal attempts while adding two PATs against the Dolphins for eight points. He passed Lou Michaels for the second-most extra points made in franchise history (264).
- Converted 2-of-3 field goals against San Francisco in Week 3 (9/22). His first kick (43 yards) gave the Colts a 10-7 lead in the second quarter and was his first field goal attempt at Candlestick Park. Added his second field goal (41 yards) in the third quarter to give Indianapolis a 13-7 advantage. With three extra points, moved past Lou Michaels (270) for the second-most PAT attempts in Colts history.
- Converted 2-of-2 field goals and two PATs for eight points against the Seahawks (10/6) in Week 5. He split the uprights on his first attempt of 41 yards in the second quarter to cut Seattle's lead to 19-17 and added a 49-yard kick in the fourth quarter to seal a 34-28 victory. With his first extra point of the game in the first quarter, passed Norm Johnson (638) for seventh place on the league's all-time PAT list.
- Split the uprights on all three field goal attempts for nine points in a Week 6 loss at San Diego (10/14). Gave the Colts a 3-0 lead when he converted on a 30-yard attempt on the team's opening offensive possession of the game. The field goal marked the third time this season the Colts tallied points on their opening offensive drive. Notched his second successful kick at the end of the second quarter with a 50-yard conversion and added a 51-yard attempt in the fourth quarter. The two field goals of 50-plus yards gave him 10 total as a member of the Colts. It also marked the first time in his career that he converted two field goals of 50-plus yards in a single game.
- In a Week 7 victory against Denver (10/20), converted all three field goals and all four PATs for 13 points. Gave the Colts their first points of the game with a 27-yard field goal in the first quarter. Split the uprights on his second attempt of 52 yards



in the fourth quarter, which gave the Colts a 36-17 lead. It was his third field goal of 50-plus yards in the season. His third kick of the night, a 42-yard conversion gave Indianapolis a two possession lead (39-30) with 5:57 remaining in the contest. With four PATs against the Broncos, he passed Lou Groza (641) for the sixth-most in NFL history.

- Converted 2-of-3 field goals and one PAT for seven points against Houston (11/3). With seven points, passed Marvin Harrison (778) for the third-most points in Colts history.
- In a Week 11 victory at Tennessee (11/14), converted 3-of-3 field goals and three PATs for 12 points. With his second field goal of the game (30 yards) as time expired in the second half, he passed Dean Biasucci (783) for the second-most points scored in Colts history. Split the uprights on his third field goal of the game (50 yards) to give the Colts a 23-17 lead in the third quarter. The kick tied his career-high for 50-yard field goals in a single season (four in 2012). The field goal also marked his 20th career conversion from 50-plus yards, which ranks tied for 21st in NFL history. With three extra point attempts, passed Lou Groza (657) for the sixth-most PAT attempts in NFL history. Earned AFC Special Teams Player of the Week accolades for his performance.
- In a Week 13 victory against Tennessee (12/1), converted 5-of-5 field goals and one PAT for 16 points. With his second kick from 48 yards, became the second player in NFL history to score 800 points with two different teams. Notched his third field goal in the second quarter (45 yards) to give the Colts a 9-7 lead. It was the second time in his career that he split the uprights on three field goals of 40-plus yards in a single contest. Added a 37-yard field goal as time expired in the second quarter and tied his career-high for field goals made in the first half of a single game (four). Also hit four first half field goals as a member of the Patriots on Sept. 11, 2000 against the New York Jets and Nov. 7, 2004 against the St. Louis Rams. Tied his career-high and a franchise record with his fifth field goal conversion (49 yards) in the third quarter. Recorded his 100th point of the season, which tied him with Jason Elam for the most 100-point seasons in NFL history (16). On the kick, tied an NFL record for successful field goals made from 40-49 yards (tied with nine other players) in a single game. With five field goals in the game, passed Jason Elam (436) for seventh place in NFL history in all-time field goals made. Also passed John Kasay (120) for fifth place in league history in successful kicks made between 40-49 yards.
- Split the uprights on four extra points in a Week 14 loss at Cincinnati (12/8). With four points, passed John Kasay (1,970) for eighth place on the NFL's all-time scoring list.
- Converted 3-of-3 field goals and two PATs for 11 points in a Week 15 victory against Houston (12/15).

Logged a 37-yard field goal in the second quarter and passed Dean Biasucci (176) for the second-most field goals made in franchise history.

- In a Week 16 victory at Kansas City (12/22), split the uprights on 3-of-4 field goals and two PATs for a total of 11 points. Converted his first field goal of the game in the second quarter (46 yards) and passed Jason Elam (1,983) for sole possession of seventh place on the NFL's all-time scoring list. With his third successful kick of the game (30 yards), Vinatieri set a new single-season career-high for field goals made (32) topping his previous mark of 31 which was set in 1998 and 2004. He has also converted at least three field goals in a single game this season on seven occasions.
- Split the uprights on 3-of-3 field goals and three PATs for 12 points in a Week 17 win against Jacksonville (12/29). With his 26-yard field goal as time expired in the second quarter, became the seventh player in NFL history to reach 2,000 career points. Passed George Blanda (2,002) and Matt Stover (2,004) for the fifth-most points scored in NFL history. Finished the season with 139 points, which is the third-highest point total by a member of the Colts in a single season, passing Cary Blanchard's 135 in 1996. The total also marked the second-highest single-season point total of his career (141 in 2004). With three field goals against Jacksonville, moved into sole possession of third place for the most field goals made in a single season in franchise history. His 35 field goals were a personal career best. Improved his streak of consecutive games having scored at least one point to 161. Was named AFC Special Teams Player of the Week for his performance for the second time in 2013.
- Played in his 26th career postseason game during the team's AFC Wild Card Playoff victory against Kansas City (1/4/14), which ranks tied for fourth in the NFL. Converted one field goal and six PATs for a total of nine points. Split the uprights on a 37-yard field goal in the second quarter to cut the Chiefs lead to 24-10. His six extra points ranked as the second-most for a single-game in team postseason history. He also tied David Akers (58) for the most career PATs in NFL postseason history.
- During the team's AFC Divisional Playoff loss at New England (1/11/14), converted 2-of-2 field goals and two PATs for eight points. Split the uprights on an extra point following the team's first touchdown of the game and took sole possession of first place on the NFL's all-time postseason extra point list, topping David Akers' old record of 58. His 36-yard field goal in the second quarter cut New England's lead to 21-10. Added his second field goal of the game (21 yards) on the team's first offensive drive in the third quarter to trim the Patriots' lead to 21-15. Played in his 27th career postseason game, which ranks tied for the second-most in NFL history with D.D. Lewis.



## 2012 (COLTS):

- In 16 games, converted 26-of-33 field goals (78.8 percent), including a long of 53 yards, and was successful on all 37 extra points for 115 total points.
- Ranked eighth among AFC kickers and 16th among NFL kickers in scoring.
- Topped 100 points for the season for the 15th time in his career, which ranks second behind Jason Elam's 16 seasons.
- Became the 11th player in NFL history with 600-plus career PAT attempts in the season opener at Chicago (9/9).
- Notched the game-winning 53-yard kick with eight seconds remaining in the fourth quarter against Minnesota (9/16), which was the longest game-winning field goal of his career.
- Became the eighth player in NFL history with 400 career field goals at Tennessee (10/28). He also exceeded 1,800 points for his NFL career. Following his PAT attempt after Delone Carter's game-tying touchdown, Vinatieri became the 10th player in NFL history with 600 extra points for a career. Vinatieri competed in his 250th NFL game, which ranked second among active players (Jason Hanson).
- With five points at Detroit (12/2), he passed Lenny Moore (678) for fourth place on the team's all-time scoring list.
- Tied his season-long field goal with a 53-yard kick in the fourth quarter to give the Colts a 24-23 advantage against Tennessee (12/9). The field goal moved him into third place in franchise history in 50-plus-yard field goals (eight), passing Raul Allegre and Cary Blanchard.
- Tallied four extra points against Houston (12/30) and passed Dean Biasucci (255) for third in Colts history in career PATs.
- Split the uprights on three-of-four field goal attempts in the team's AFC Wild Card Playoff loss at Baltimore (1/6/13). With the kicks, he recorded his 25th consecutive postseason game having scored at least one point, which is an NFL record. Improved his NFL record of field goals made in the postseason to 48. With his 52-yard field goal in the second quarter, has now converted four-of-five field goals from 50-plus yards in the postseason, which is a new NFL postseason record. The 52-yard kick was also the longest of his postseason career. Ended the game having converted 22-of-24 field goal attempts in the postseason as a member of the Colts. With nine points, he improved his current NFL postseason record to 196.

## 2011 (COLTS):

- In 16 games, converted 23-of-27 field goal attempts and all 24 extra points for 93 total points.
- Split the uprights on all four field goal attempts, including a 52-yarder against Cleveland (9/18). His 52-yard long was his longest field goal since 2008 when he converted from the same distance against

New England (11/2/08).

- Connected on a 53-yard field goal against Kansas City (10/9), which was tied for the fourth-longest kick of his career (regular and postseason).
- Made his only field goal attempt at Tennessee (10/30), which moved him above the 1,700-point plateau and extended his streak of consecutive games scoring to 122.
- Split the uprights on field goals of 43 and 31 yards against Carolina (11/27) and moved past Nick Lowery (1,711) for ninth place on the NFL's all-time career points list.
- Remained perfect in field goal attempts in his career against Baltimore (10 kicks), having split the uprights on a 22-yard kick at the Ravens (12/11).
- Hit on field goals of 23, 32, 47 and 31 yards against Houston (12/22). With his 47-yard field goal in the third quarter, Vinatieri (385) surpassed Nick Lowery (383) for eighth place on the NFL's all-time field goals list. Missed a 42-yard attempt at the end of the first half, which ended his streak of 33 consecutive field goals made at Lucas Oil Stadium in the regular season.
- Scored the Colts first points of the game with a 48-yard field goal in the second quarter at Jacksonville (1/1/12), extending his consecutive games scoring streak to 130. Also connected on a 20-yard field goal in the third quarter.

## 2010 (COLTS):

- Appeared in all 16 games and converted 26-of-28 field goals and all 51 PATs for 129 points.
- Named AFC Special Teams Player of the Week for his performances against Cincinnati (11/14) and Tennessee (1/2).
- His point total marked the second-highest of his career (141 in 2004) and his extra point total set a career-best.
- Became the seventh NFL kicker in league history to record 500-plus points with two different teams.
- Split the uprights on two field goals and three PATs at Denver (9/26).
- Converted four field goals and one extra point against Kansas City (10/10).
- Made two field goals at Washington (10/17) and surpassed Al Del Greco (347) to move into 11th place in NFL history for most field goals made.
- Notched three field goals on three attempts and three PATs against Houston (11/1). Surpassed Al Del Greco (1,584) for the 13th most kicking points in NFL history.
- Surpassed Eddie Murray (1,594) for the 12th most kicking points in league history and tied Murray (352) for 11th in most field goals made with one field goal and three PATs at Philadelphia (11/7).
- Was named AFC Special Teams Player of the Week with three field goals and two PATs against Cincinnati (11/14). Became the 12th NFL kicker with 1,600-plus career points.
- Hit three field goals and three extra points at

Tennessee (12/9) to surpass 100 points for the 14th time in his career.

- Was named AFC Special Teams Player of the Week after booting three field goals and two PATs against Tennessee (1/2/11), and his 43-yarder at the final gun was his 23rd career game-winning field goal.
- Split the uprights on three field goal attempts while adding one PAT in the AFC Wild Card Playoffs against the New York Jets (1/8/11).

### 2009 (COLTS):

- Saw action in six games, appearing in the first five and was inactive for the remaining contests.
- Named to the NFL's All-Decade Team as well as *Sporting News* and *Sports Illustrated* NFL All-Decade Team (2000-09).
- Converted 7-of-9 field goals and 17 PATs for 38 points.
- Split the uprights on two field goals and three PATs at Miami (9/21).
- Was 2-of-2 in field goal attempts with the addition of four extra points against Seattle (10/4).
- Was inactive for the postseason against Baltimore in the AFC Divisional Playoffs (1/16/10), the New York Jets in the AFC Championship Game (1/24/10) and Super Bowl XLIV vs. New Orleans (2/7/10).

### 2008 (COLTS):

- Played in 16 games and was 20-of-25 in field goals while adding 43 PATs for 103 points, his 13th consecutive year topping 100-plus points.
- Earned AFC Special Teams Player of the Week honors for his performance against New England (11/2).
- Contributed with three special teams tackles (two solo).
- Hit a 47-yard game-winning field goal with three seconds remaining at Minnesota (9/14), which was the 21st game-winning kick of his career.
- Split the uprights on a 52-yard kick vs. New England (11/2) with 8:05 remaining for the deciding points in an 18-15 victory. Was named AFC Special Teams Player of the Week.
- Hit 4-of-4 field goals and three PATs against Houston (11/16).
- Notched three field goals, including a 51-yard game-winner with no time remaining in the fourth quarter at San Diego (11/23). The kick was the longest game-winning field goal of his career.
- Totaled one field goal and two PATs in the AFC Wild Card Playoffs at San Diego (1/3/09).

### 2007 (COLTS):

- Appeared in 16 games and totaled 23-of-29 field goals and 49-of-51 PATs for 118 points.
- His 118 points marked his 12th consecutive 100-plus point season.
- Scored seven-plus points in 12 games, including his first eight games.

- Split the uprights on 3-of-3 field goals and three PATs for 12 points and his third consecutive double-digit scoring game at Houston (9/23).
- Kicked his 20th career game-winning field goal in the final minute of the fourth quarter or overtime with a 24-yarder with three seconds remaining against Kansas City (11/18).
- Totaled one field goal and three PATs for six points against San Diego (1/13/08) in the AFC Divisional Playoffs.

### 2006 (COLTS):

- Saw action in 13 games in his first season with the Colts and was inactive for games 3-5 with an injury.
- Had played in 162 consecutive games before missing one against Jacksonville (9/24).
- Was named AFC Special Teams Player of the Week for his performance at the New York Giants (9/10) and at Denver (10/29).
- Totaled 25-of-28 field goals and 38 PATs for 113 points.
- Recorded four field goals on four attempts at the New York Giants (9/10) and was named AFC Special Teams Player of the Week for his performance.
- Hit four field goals and the game-winning 37-yard kick with two seconds left at Denver (10/29) and was named AFC Special Teams Player of the Week for his efforts.
- Appeared in four postseason games and tallied 14-of-15 field goals and seven PATs for an NFL single postseason record 49 points. Topped Terrell Davis' 48 points in 1997. Scored 10-plus points in every game.
- Converted 3-of-3 field goals and two PATs against Kansas City in the AFC Wild Card Playoffs (1/6/07). Recorded his first career 50-plus yard postseason field goal.
- Split the uprights on 5-of-5 field goals for the team's 15 points in a 15-6 win at Baltimore in the AFC Divisional Playoffs (1/13/07). Tied the record he already shared with six other kickers for the most field goals made in a postseason game.
- Tallied three field goals and three PATs against New England (1/21/07) in the AFC Championship Game.
- Hit 3-of-4 field goals and two PATs against Chicago (2/4/07) in Super Bowl XLI. Became the only kicker to hit a field goal in four Super Bowls and appear in five Super Bowls.

### 2005 (PATRIOTS):

- Appeared in 16 games for the 10th consecutive season for New England and converted 20-of-25 field goals and 40-of-41 PATs for 100 points.
- Named AFC Special Teams Player of the Week for his performance at Pittsburgh (9/25).
- Split the uprights on 3-of-4 field goals and two PATs at Pittsburgh (9/25) to earn AFC Special Teams Player of the Week honors. His 35-yard kick with one second remaining in the game was the difference in a 23-20 victory.

- Nailed a game-winning 29-yard field goal with 17 seconds remaining in a 31-28 win at Atlanta (10/9).
- Converted all four PATs and contributed with a 24-yard pooch punt downed at the four-yard line against Jacksonville (1/7/06) in the team's AFC Wild Card Playoff game.
- Split the uprights on 2-of-3 field goals and one PAT at Denver (1/14/06) in the AFC Divisional Playoffs.

#### **2004 (PATRIOTS):**

- Logged one of the finest seasons in his career having converted 31-of-33 field goals (93.9 percent) and hitting all 48 PATs for a career-high and NFL-best 141 points.
- His 31 field goals tied a career-high set in 1998, while his percentage marked a career-best.
- Named to his second Pro Bowl.
- Selected as the AFC Special Teams Player of the Month for November.
- Earned AFC Special Teams Player of the Week honors for his efforts against St. Louis (11/7) and Pittsburgh in the postseason (1/23).
- Hit 23 consecutive field goals from Oct. 10 to Dec. 26 and hit 29 of his last 30 field goals, including the playoffs.
- Split the uprights on all four field goal attempts and four PATs at St. Louis (11/7). Also threw his first career touchdown pass (four yards) to Troy Brown on a fake field goal. His performance earned him AFC Special Teams Player of the Week honors.
- Tied a career-high with five field goals against Buffalo (11/14) and set a single-game career-high with 17 points.
- Tied a career-high with six PATs at Cleveland (12/5).
- Was 3-of-4 in field goal attempts at the New York Jets (12/26), snapping a string of 23 consecutive field goals.
- Was 5-of-5 in field goals and 10-of-10 in PATs for an NFL-leading 25 postseason points.
- Split the uprights on two field goals against Indianapolis (1/16/05) in the AFC Divisional Playoffs.
- Converted both field goal attempts in the AFC Championship Game at Pittsburgh (1/23/05) to earn NFL Special Teams Player of the Week honors. His 48-yard field goal tied the New England postseason record and was the longest field goal in Heinz Field history.
- Hit his lone field goal attempt and three extra points against Philadelphia (2/6/05) in Super Bowl XXXIX. Gave the Patriots a 24-14 lead with a 22-yard field goal in the fourth quarter.

#### **2003 (PATRIOTS):**

- Was 25-of-34 in field goals while contributing with 37-of-38 PATs for 112 points.
- Hit a season-long 48-yard field goal and five PATs against Tennessee (10/5).
- Split the uprights on his 200th career field goal at Denver (11/3).

- Nailed three field goals, including the game-winning kick with 41 seconds remaining in overtime to give the club a 23-20 victory at Houston (11/23).
- Hit 1-of-2 field goals and two extra points against Tennessee (1/10/04), including the game-winning 46-yard field goal with 4:06 remaining for a 17-14 victory in the AFC Divisional Playoffs.
- Tied an NFL playoff record with five field goals (31, 25, 27, 21, 34) in a 24-14 victory against Indianapolis (1/18/04) in the AFC Championship Game.
- Notched 1-of-3 field goals and three PATs against Carolina in Super Bowl XXXVIII (2/1/04). Hit the game-winning 41-yard field goal with four seconds remaining for a 32-29 victory, his second game-winning Super Bowl kick in three seasons.

#### **2002 (PATRIOTS):**

- Booted 27-of-30 field goals and 36-of-36 PATs for 117 points, the third-highest total of his career.
- Earned his first career Pro Bowl selection.
- Named AFC Special Teams Player of the Week for his performance against Miami (12/29).
- Was 3-of-3 in field goal attempts while adding five PATs for a seasonal-best 14 points at the New York Jets (9/15).
- Hit the game-winning 35-yard field goal in a 41-38 overtime victory against Kansas City (9/22).
- Was 4-of-4 in field goal attempts, including a career-best 57-yarder at Chicago (11/10).
- Was 4-of-4 in field goals, including the game-tying and game-winning field goals in a 27-24 overtime win vs. Miami (12/29). Was named AFC Special Teams Player of the Week for his performance.

#### **2001 (PATRIOTS):**

- Converted 24-of-30 field goals and 41-of-42 PATs for 113 points.
- Had five game-winning field goals, including two in the playoffs.
- Named AFC Special Teams Player of the Week for his efforts at Buffalo (12/16).
- Was 3-of-3 in field goals and five-of-five in PATs for a seasonal-best 14 points against Indianapolis (9/30).
- Split the uprights on three field goals and two PATs against San Diego (10/14). Hit the game-winning 44-yard field goal in a 29-26 overtime victory.
- Nailed a 54-yard field goal against Cleveland (12/9), the second-longest kick in his career. Had a 33-yard pooch punt in fourth quarter that was downed at the Cleveland two-yard line.
- Scored the entire club's points on four field goals, including a 23-yard game-winning field goal in a 12-9 win at Buffalo (12/16). Was named AFC Special Teams Player of the Week for his performance.
- Tallied six field goals on seven attempts and added six PATs for 24 postseason points.
- Was 3-of-3 in field goals while contributing with one PAT in a 16-13 overtime win against Oakland in the AFC Divisional Playoffs (1/19/02). Hit a 45-

yard game-tying kick in the snow with 32 seconds remaining and hit the game-winning 23-yard field goal in overtime for the victory.

- Contributed with one field goal and three PATs at Pittsburgh in the AFC Championship Game (1/27/02).
- Tallied the game-winning 48-yard field goal as time expired in a 20-17 victory vs. St. Louis in Super Bowl XXXVI (2/3/02). The kick marked the first time the Super Bowl had been decided on the final play of the game.

#### **2000 (PATRIOTS):**

- Converted 27-of-33 field goals and split the uprights on all 25 PATs for 106 points.
- Was 3-of-3 in field goals, including the game-winning 22-yard kick with three seconds remaining in a 16-13 victory against Cincinnati (11/19).
- Split the uprights on 3-of-4 field goals and three PATs for 12 points against Kansas City (12/4). Hit a 53-yard field goal, which was the longest outdoor kick in his career.
- Hit the game-winning 24-yard field goal with 19 seconds remaining in overtime for a 13-10 victory at Buffalo (12/17).

#### **1999 (PATRIOTS):**

- Was 26-of-33 in field goals while adding 29-of-30 PATs for 107 points.
- Was named AFC Special Teams Player of the Month for September after converting 7-of-7 field goal attempts, all eight PAT attempts and two game-winning field goals.
- Scored a seasonal-high 12 points (3-of-3 field goals and three PATs), including the game-winning 23-yard field goal in a 30-28 victory at the New York Jets (9/12).
- Hit the game-winning 26-yard field goal against Indianapolis (9/19) in a 31-28 win.
- Had a New England franchise-record streak of PATs snapped at 117 with a blocked attempt at Arizona (10/31).

#### **1998 (PATRIOTS):**

- Split the uprights on 31-of-39 field goals and all 32 PATs for a then-career-best 127 points (also includes a two-point conversion).
- His 31 field goals were a then-career-best.
- Added nine special teams tackles.
- Named AFC Special Teams Player of the Week for his efforts at New Orleans (10/4) and vs. Miami (11/23) and earned Special Teams Player of the Month honors in October having converted 10-of-11 field goals and nine PATs for 39 points.
- Converted 3-of-4 field goals, including a 52-yarder vs. Indianapolis (9/13).
- Hit all three field goal attempts and three PATs at New Orleans (10/4), including a game-winning 27-yard kick in a 30-27 victory. Earned AFC Special Teams Player of the Week honors for his

performance.

- Logged a career-high 16 points on 4-of-4 field goal attempts and four PATs against Kansas City (10/11).
- Nailed all four field goal attempts and two extra points against Miami (11/23) earning AFC Special Teams Player of the Week honors.
- Hit the game-winning 35-yard field goal with three seconds left in a 24-21 victory against San Francisco (12/20).

#### **1997 (PATRIOTS):**

- Was 25-of-29 in field goal attempts while contributing with 40 PATs for 115 points.
- Named AFC Special Teams Player of the Week for his performance against Buffalo (10/12).
- Hit the game-winning 34-yard field goal in a 27-24 overtime victory against the New York Jets (9/14).
- Converted 4-of-4 field goals and three PATs for 15 points against Buffalo (10/12). Hit a then-career-long 52 yard field goal and was named AFC Special Teams Player of the Week for his efforts.
- Scored all of the Patriots points with two field goals (31 and 46 yards) at Pittsburgh (1/3/98) in the AFC Divisional Playoffs.

#### **1996 (PATRIOTS):**

- Converted 27-of-35 field goals and 39-of-42 PATs for 120 points, which ranked third in the AFC and fifth in the NFL.
- Was named AFC Special Teams Player of the Week for his performance against Jacksonville (9/22).
- His 120 points by a rookie ranked eighth in NFL history.
- Split the uprights on 5-of-6 field goals and one-of-two PATs for a season-high 16 points vs. Jacksonville (9/22) earning AFC Special Teams Player of the Week honors. Hit the game-winning 40-yard field goal in overtime in the 28-25 victory as his field goals made marked a then-career-best, while his attempts are a career-high.
- Tallied three field goals on three attempts while adding three PATs at Baltimore (10/6). Also contributed with a season-long 50-yard field goal.
- Contributed with four extra points in the team's 28-3 victory over the Pittsburgh Steelers (1/5/97) in the AFC Divisional Playoffs.
- Converted 2-of-3 field goals and two PATs against Jacksonville (1/12/97) in the AFC Championship Game.
- Made three extra points in the team's Super Bowl XXXI loss to the Green Bay Packers (1/26/97).

#### **COLLEGE:**

- Four-year letterman who finished as South Dakota State's all-time leading scorer with 185 career points.
- Served as the school's placekicker and also handled punting duties in his final three seasons, earning

- first-team all-conference honors each year.
- Split the uprights on 27-of-53 career field goals with 104-of-114 PATs. Also added 144 career punts.
- Tallied 47 points as a senior and tied a career-long kick with a 51-yard field goal. Originally set the school record with a 51-yard field goal as a sophomore.
- Led the conference with a 43.5 punting average as a senior, which also ranked fourth in Division II. Contributed with a career-long 77-yard kick.
- Earned second-team all-conference honors as a junior.
- Holds a degree in fitness and wellness.

- Born in Yankton, S.D.

#### PERSONAL:

- Attended Rapid City (S.D.) Central High School and lettered in football, soccer, track and wrestling.
- Earned first-team all-state honors in 1991.
- Vinatieri and his wife, Valerie, reside with their sons, A.J. and Gabriel, and daughter, Allison.

#### GETTING TO KNOW ADAM VINATIERI

**Favorite food:** Anything cooked for me  
**Hobbies outside of football:** Hunting, fishing, hiking and hanging out with my family

**Favorite vacation spot:** Italy  
**What's the one thing you couldn't live without:** My family, wife and kids

#### VINATIERI'S GAME-WINNING FIELD GOALS (26)

Opponent	Date	Yards	Time	Final Score
vs. Jacksonville	9/22/96	40	12:24	28-25 OT
vs. New York Jets	9/14/97	34	6:57	27-24 OT
at New Orleans	10/4/98	27	0:03	30-27
vs. San Francisco	12/20/98	35	0:03	24-21
at New York Jets	9/12/99	23	0:03	30-28
vs. Indianapolis	9/19/99	26	0:35	31-28
vs. Cincinnati	11/19/00	22	0:03	16-13
at Buffalo	12/17/00	24	0:19	13-10 OT
vs. San Diego	10/14/01	44	10:55	29-26 OT
at Buffalo	12/16/01	23	9:15	12-9 OT
vs. Oakland	1/19/02	23	6:31	16-13 OT
vs. St. Louis	2/3/02	48	0:00	20-17+
vs. Kansas City	9/22/02	35	10:20	41-38 OT
vs. Miami	12/29/02	35	12:57	27-24 OT
at Houston	11/23/03	28	0:40	23-20 OT
vs. Carolina	2/1/04	41	0:04	32-29#
at Pittsburgh	9/25/05	43	0:01	23-20
vs. Atlanta	10/9/05	29	0:17	31-28
at Denver	10/29/06	37	0:02	34-31
vs. Kansas City	11/18/07	24	0:03	13-10
at Minnesota	9/14/08	47	0:03	18-15
at San Diego	11/23/08	51	0:00	23-20
vs. Tennessee	1/2/11	43	0:00	23-20
vs. Minnesota	9/16/12	53	0:08	23-20
vs. Jacksonville	10/4/15	27	4:36	16-13 OT
at Atlanta	11/22/15	43	0:52	24-21

\*All FGs 1996-2005 came while with New England  
 +Super Bowl XXXVI  
 #Super Bowl XXXVIII

2016 GAME-BY-GAME STATISTICS

Date/Opp.	FGM	FGA	PCT	LG	BLK	PAT-M	PAT-A	PCT	BLK	PTS	1-19	20-29	30-39	40-49	50+
911 vs DET	2	2	100.0%	50	0	3	3	100.0%	0	9	0-0	0-0	0-0	1-1	1-1
918 @ DEN	2	2	100.0%	52	0	2	2	100.0%	0	8	0-0	0-0	0-0	1-1	1-1
905 vs SD	2	2	100.0%	38	0	2	2	100.0%	0	8	0-0	0-0	2-2	0-0	0-0
1002 @ JAX (UK)	2	2	100.0%	53	0	3	3	100.0%	0	9	0-0	0-0	0-0	1-1	1-1
109 vs CHI	5	5	100.0%	54	0	2	2	100.0%	0	17	0-0	1-1	0-0	2-2	2-2
1016 @ HOU	3	3	100.0%	41	0	2	2	100.0%	0	11	0-0	0-0	2-2	1-1	0-0
1023 @ TEN	2	2	100.0%	33	0	4	4	100.0%	0	10	0-0	1-1	1-1	0-0	0-0
1030 vs KC	0	0	0.0%	0	0	2	2	100.0%	0	2	0-0	0-0	0-0	0-0	0-0
116 @ GS	1	1	100.0%	28	0	4	4	100.0%	0	7	0-0	1-1	0-0	0-0	0-0
1120 vs TEN	1	2	50.0%	49	0	3	3	100.0%	0	6	0-0	0-0	0-0	1-2	0-0
1124 vs PIT	0	1	0.0%	0	0	1	1	100.0%	0	1	0-0	0-0	0-0	0-0	0-1
1205 @ NYJ	2	2	100.0%	53	0	5	5	100.0%	0	11	0-0	0-0	1-1	0-0	1-1
1211 vs HOU	1	2	50.0%	32	0	2	2	100.0%	0	5	0-0	0-0	1-1	0-0	0-1
1218 @ MIN	2	2	100.0%	50	0	4	4	100.0%	0	10	0-0	0-0	0-0	1-1	1-1
1204 @ OAK															
1212 @ JAX															
2016 TOTALS	25	28	89.3%	54	0	39	39	100.0%	0	114	0-0	3-3	7-7	8-9	7-8

CAREER REGULAR SEASON STATISTICS

Year	FGM	FGA	PCT	LG	BLK	PAT-M	PAT-A	PCT	BLK	PTS	1-19	20-29	30-39	40-49	50+
2016 IND	25	28	89.3%	54	0	39	39	100.0%	0	114	0-0	3-3	7-7	8-9	7-8
2015 IND	26	27	92.6%	56	0	32	35	91.4%	1	107	0-0	7-8	6-6	8-8	4-5
2014 IND	30	31	96.8%	53	0	50	50	100.0%	0	140	0-0	10-10	10-10	7-8	3-3
2013 IND	35	40	87.5%	52	1	34	34	100.0%	0	139	0-0	6-6	10-11	15-17	4-6
2012 IND	26	33	78.8%	53	0	37	37	100.0%	0	115	1-1	8-8	4-7	9-10	4-7
2011 IND	23	27	85.2%	53	1	24	24	100.0%	0	93	0-0	7-7	6-7	8-10	2-3
2010 IND	26	28	92.9%	48	1	51	51	100.0%	0	129	0-0	8-8	9-10	9-10	0-0
2009 IND	7	9	77.8%	48	0	17	18	94.4%	1	38	1-1	3-3	1-2	2-2	0-1
2008 IND	20	25	80.0%	52	1	43	43	100.0%	0	103	0-0	3-3	11-13	4-7	2-2
2007 IND	23	29	79.3%	39	1	49	51	96.1%	2	118	1-1	14-15	8-10	0-2	0-1
2006 IND	25	28	89.3%	48	0	38	38	100.0%	0	113	1-1	3-3	12-13	9-10	0-1
2005 NE	20	25	80.0%	49	0	40	41	97.6%	1	100	0-0	7-7	9-10	4-6	0-2
2004 NE	31	33	93.9%	48	0	48	48	100.0%	0	141	0-0	13-13	7-7	11-12	0-1
2003 NE	25	34	73.5%	48	1	37	38	97.4%	1	112	0-0	16-17	4-8	5-8	0-1
2002 NE	27	30	90.0%	57	0	36	36	100.0%	0	117	0-0	6-6	12-12	8-10	1-2
2001 NE	24	30	80.0%	54	0	41	42	97.6%	1	119	1-1	8-8	7-8	7-12	1-1
2000 NE	27	33	81.8%	53	0	25	25	100.0%	0	106	0-0	11-13	8-9	7-8	1-3
1999 NE	26	33	78.8%	51	0	29	30	96.7%	1	107	1-1	14-14	5-7	5-9	1-2
1998 NE	31	39	79.5%	55	1	32	32	100.0%	0	125	3-3	8-8	9-14	9-12	2-2
1997 NE	26	29	89.7%	52	0	40	40	100.0%	0	115	0-0	11-11	7-9	6-8	1-1
1996 NE	27	35	77.1%	59	1	39	42	92.9%	1	120	1-1	8-10	6-8	8-14	1-2
TOTAL	528	626	84.3%	57	8	781	794	98.4%	9	2,367	10-10	171-177	152-180	141-183	27-46

CAREER POSTSEASON STATISTICS

Year	FGM	FGA	PCT	LG	BLK	PAT-M	PAT-A	PCT	BLK	PTS	1-19	20-29	30-39	40-49	50+
2014 IND	5	7	71.4%	53	0	6	6	100.0%	0	21	0-0	2-2	2-2	0-1	1-2
2013 IND	3	3	100.0%	37	0	8	8	100.0%	0	17	0-0	1-1	2-2	0-0	0-0
2012 IND	3	4	75.0%	52	0	0	0	0.0%	0	9	0-0	1-1	0-0	1-2	1-1
2010 IND	3	3	100.0%	50	0	1	1	100.0%	0	10	0-0	0-0	1-1	1-1	1-1
2009 IND	0	0	0.0%	0	0	0	0	0.0%	0	0	0-0	0-0	0-0	0-0	0-0
2008 IND	1	1	100.0%	40	0	2	2	100.0%	0	5	0-0	0-0	0-0	1-1	0-0
2007 IND	1	1	100.0%	46	0	3	3	100.0%	0	6	0-0	0-0	0-0	1-1	0-0
2006 IND	14	15	93.3%	51	0	7	7	100.0%	0	49	1-1	5-5	2-3	4-4	2-2
2005 NE	2	3	66.7%	40	0	5	5	100.0%	0	11	0-0	0-0	1-1	1-2	0-0
2004 NE	5	5	100.0%	48	0	10	10	100.0%	0	25	0-0	2-2	2-2	1-1	0-0
2003 NE	7	10	70.0%	48	0	6	6	100.0%	0	27	0-0	3-3	2-4	2-3	0-0
2001 NE	6	7	85.7%	48	0	6	6	100.0%	0	24	0-0	2-2	1-1	3-3	0-1
1999 NE	1	1	100.0%	27	0	1	1	100.0%	0	4	0-0	1-1	0-0	0-0	0-0
1997 NE	3	5	60.0%	48	0	2	2	100.0%	0	11	0-0	1-1	1-1	1-1	0-0
1996 NE	2	3	66.7%	29	0	9	9	100.0%	0	15	0-0	2-2	0-0	0-1	0-0
TOTAL	56	68	82.4%	53	0	66	66	100.0%	0	234	1-1	20-20	14-17	16-23	5-7

ADDITIONAL STATISTICS:

Punting: Career: Two punts for 60 yards, with two inside 20. 1996: 1-27 126/96 vs. NYJ. 2001: 1-33 128/91 vs. Cleveland.

Passing: 2004: 1-1-4 TD, 12.5 passer rating, 11/704 @ St. Louis (Fake FG).

67

T



## JEREMY VUJNOVICH

6-5 • 300 • LOUISIANA COLLEGE

NFL EXP: 1 (1st Year with Colts)

HOW ACQUIRED: FA – 2016

BORN: 10/12/90

GP/GS (POSTSEASON): 2/0 (0/0)

## CAREER TRANSACTIONS:

- Signed by the Colts to the active roster from the practice squad on December 15, 2016.
- Signed by the Colts to the practice squad on October 14, 2016.
- Waived by the Colts on October 13, 2016.
- Signed by the Colts to the active roster from the practice squad on October 1, 2016.
- Signed by the Colts to the practice squad on September 4, 2016.
- Waived by the Colts on September 3, 2016.
- Signed by the Colts as a free agent on May 12, 2016.
- Released by the Green Bay Packers on May 9, 2016.
- Signed to the Green Bay practice squad on September 8, 2015.
- Released by the Packers on September 5, 2015.
- Signed by the Packers to the practice squad on August 31, 2014.
- Released by Green Bay on August 30, 2014.
- Signed as an undrafted free agent by the Packers on January 7, 2014.

## 2016 (COLTS):

- Signed to the Colts active roster on October 1.
- Competed on special teams in his first career NFL game during a Week 4 loss at Jacksonville (10/2).
- Listed as inactive for a Week 5 victory against Chicago (10/9).
- Competed on special teams in a Week 15 victory at Minnesota (12/18).

## 2015 (PACKERS):

- Spent the 2015 season on the Green Bay practice squad.

## COLLEGE:

- Appeared in 29 games (28 starts) in four seasons at Louisiana College.
- In 2012, started all 10 games and was part of an offensive line that paved the way for running back

Ryan Morris to rush 224 times for 1,110 yards and 13 touchdowns.

- Received First Team American Southwest Conference, Second Team All-Louisiana and *D3football.com*'s Second Team All-South Region honors as a senior.
- Started at left tackle all nine games he appeared in as a junior, helping the Wildcats gain more than 500 yards in six separate games and earning an American Southwest Conference first-team selection along the way.
- In 2010, named to the All-American Southwest Conference honorable mention team after starting all nine games he played in and helping block for an offense that rushed for more than 100 yards on seven different occasions and pass for at least four touchdowns in all but one game.
- Saw action in one game as a true freshman getting his first taste of collegiate action in a 42-3 victory at Texas Lutheran (11/7).

## PERSONAL:

- Attended Belle Chasse (La.) High School where he lettered in both football and basketball.
- Helped lead the team to the 2008 Class 4A state championship as a senior where he took home all-state, all-metro and all-district honors.
- Majored in criminal justice.
- A native of Belle Chasse, La.

## CAREER GP/GS (POSTSEASON):

2016 IND: 2/0

2015 GB: 0/0

TOTAL: 2/0

## GETTING TO KNOW JEREMY VUJNOVICH

**Favorite musician and/or song:** Country music  
**Hobbies outside of football:** Duck hunting, deer hunting, fishing  
**Favorite food:** Steak and lobster

**Favorite vacation spot:** Somewhere on a beach  
**Favorite movie:** The Rush Hour series  
**What's the one thing you couldn't live without:** My wife



93  
OLB

## ERIK WALDEN



6-2 • 250 • MIDDLE TENNESSEE STATE

NFL EXP: 9 (4th Year with Colts)

HOW ACQUIRED: UFA – 2013 (GB)

BORN: 8/21/85

GP/GS (POSTSEASON): 127/84 (12/9)

### CAREER TRANSACTIONS:

- Signed by the Colts as an unrestricted free agent on March 13, 2013.
- Signed by the Green Bay Packers as a free agent on October 27, 2010.
- Released by the Miami Dolphins on September 28, 2010.
- Signed by the Dolphins as a free agent on September 13, 2010.
- Waived by Miami on September 4, 2010.
- Acquired from waivers (Kansas City) by the Dolphins on November 19, 2008.
- Waived by the Kansas City Chiefs on November 18, 2008.
- Acquired from waivers by the Chiefs (Dallas) on August 31, 2008.
- Waived by the Dallas Cowboys on August 30, 2008.
- Originally selected by the Cowboys in the sixth round (167th overall) of the 2008 NFL Draft.

### PRO CAREER:

- Posted a team-leading 10.0 sacks in 2016, his first career double-digit sack season.
- Became a full-time starter for the first time in his career in 2011, opening the first 15 games at right outside linebacker and setting or tying his career highs in every major statistical category.
- Recovered his first career fumble and returned it five yards for his first career touchdown against the Oakland Raiders on Dec. 11, 2011.
- Took advantage of his second career starting assignment, earning NFC Defensive Player of the Week honors for his Week 17 performance against Chicago in 2010 when he recorded a career-high 3.0 sacks and a career-best 16 tackles.

### 2016 (COLTS):

- In a Week 1 loss against Detroit (9/11), started at outside linebacker and posted three solo tackles 1.0 sack and two quarterback hurries. Logged the team's first sack of the season on a Lions third down in the third quarter to force a punt.
- Started at outside linebacker in a Week 2 loss at Denver (9/18) and finished with four tackles.
- Totaled four tackles (three solo), 2.0 sacks and two forced fumbles starting at outside linebacker in a Week 3 win against San Diego (9/25). Contributed

### SINGLE-GAME HIGHS

**TACKLES: 16 vs. CHI** (1/2/11)

**SACKS: 3.0 vs. CHI** (1/2/11)

**FF: 2 vs. SD** (9/25/16)

**FR: 1, two times** (Last: vs. SEA 10/6/13)

**INT: 1, two times** (Last: vs. TEN 12/23/12)

**PD: 2 at IND** (10/7/12)

with a sack-forced fumble of Philip Rivers with the Chargers driving in the Colts red zone late in the second quarter. The fumble was recovered by teammate Kendall Langford and the turnover prevented a Chargers scoring opportunity. Added his second sack of the game in the fourth quarter, which held the Chargers to a field goal. It was his first multiple-sack game dating back to Nov. 29, 2015. On San Diego's final play of the game, Walden dropped Travis Benjamin and forced a fumble which was recovered by teammate D'Qwell Jackson. The game ended on the turnover. It was the first time in his career that he totaled two forced fumbles in a single game.

- In a Week 4 loss at Jacksonville (10/2), started at outside linebacker and finished with four solo tackles, 1.0 sack, 1.0 tackle for loss and two quarterback hits.
- Compiled three solo tackles and two quarterback hits starting at outside linebacker in a Week 5 victory against Chicago (10/9).
- Started at outside linebacker in a Week 6 loss at Houston (10/16) and netted two tackles and 1.0 tackle for loss.
- In a Week 7 win at Tennessee (10/23), totaled two tackles, 1.0 sack, 1.0 tackle for loss and one quarterback hit. Contributed with his fifth sack of the season when he dropped Marcus Mariota for a four-yard loss in the second quarter.
- Posted two tackles, 1.0 sack, 1.0 tackle for loss and two quarterback hits starting at outside linebacker in a Week 8 loss against Kansas City (10/30).
- Started at outside linebacker in a Week 9 win at Green Bay (11/6) and finished with one tackle, 1.0 sack and one quarterback hit.
- Posted three tackles (two solo), 1.0 sack, 2.0 tackles for loss and one quarterback hit starting at outside linebacker in a Week 11 victory against Tennessee (11/20).

- In a Week 12 loss against Pittsburgh (11/24) started at outside linebacker and finished with three solo tackles.
- In a Week 13 victory at the New York Jets (12/5), started at outside linebacker and totaled one tackle and two quarterback hits.
- Started at outside linebacker in a Week 14 loss against Houston (12/11) and finished with four tackles (three solo).
- Finished with three tackles, 2.0 sacks and 2.0 tackles for loss, starting at outside linebacker in a Week 15 victory at Minnesota (12/18). Notched his team-leading ninth and 10th sacks of the season when he dropped Sam Bradford for an eight-yard loss in the third quarter and a four-yard loss in the fourth quarter. Walden's 10.0 sacks mark his first double-digit sack season of his career.

### 2015 (COLTS):

- Started all 15 games he participated in at outside linebacker and finished with 57 tackles (43 solo), 3.0 sacks, 9.0 tackles for loss, 12 quarterback hits and one forced fumble. His 9.0 tackles for loss tied a single-season career-high, which he originally established in 2014.
- Started at outside linebacker in a Week 1 loss at Buffalo (9/13) and posted eight tackles (seven solo) and 2.0 tackles for loss.
- Compiled five tackles (four solo), 1.0 sack and three quarterback hurries starting at outside linebacker in a Week 5 victory at Houston (10/8). The sack was his first of the season and came in the first quarter.
- Started at outside linebacker in a Week 9 victory against Denver (11/8) and tallied three tackles and 1.0 tackle for loss. Was part of a defense that held the Broncos to 35 net rushing yards.
- In a Week 11 win at Atlanta (11/22), started at outside linebacker and posted four solo tackles and added 1.0 tackle for loss and one forced fumble which was recovered by D'Qwell Jackson. The force was his first of the season and the fourth of his career.
- Tallied four tackles and 2.0 sacks starting at outside linebacker in a Week 12 victory against Tampa Bay (11/29). It was his fourth career multiple-sack game. Posted the team's second sack of the contest and his second of the season when he dropped Jameis Winston for a 10-yard loss in the third quarter. The sack led to a Buccaneers punt. Added his second sack of the game for a six-yard loss in the fourth quarter, which led to a punt.

### 2014 (COLTS):

- Competed in 15 games (14 starts) and totaled 57 tackles (40 solo), 6.0 sacks and one forced fumble. Started all three postseason games and compiled 16 tackles (11 solo), 1.0 sack and one pass defended.
- Started at outside linebacker in the team's Week 1 contest at Denver (9/7). Finished with nine tackles (five solo) and the team's lone sack when he brought down Peyton Manning for a 10-yard loss in the fourth

quarter.

- Compiled six tackles and 1.0 sack starting at outside linebacker in a Week 3 victory at Jacksonville (9/21). Notched the team's first sack of the game when he brought down Chad Henne for a two-yard loss in the second quarter to force a punt.
- Notched seven tackles (five solo) and 1.0 sack starting at outside linebacker in a Week 6 victory at Houston (10/9). The sack was his third of the season and came in the first quarter, which forced a Texans punt.
- In a Week 13 victory against Washington (11/30), started at outside linebacker and finished with two tackles, 2.0 sacks and one forced fumble. Posted his third career multiple-sack game and his first since Nov. 18, 2012 at Detroit (2.0). His first sack of the game came with 55 seconds remaining in the third quarter and stalled a Redskins two-minute drive. He then contributed with a sack-forced fumble in the third quarter on a Washington fourth down attempt. The ball was recovered by D'Qwell Jackson and returned 35 yards for a touchdown.
- Started at outside linebacker in a Week 14 win at Cleveland (12/7) and totaled three tackles and 1.0 sack. Posted his sixth sack of the season when he dropped Brian Hoyer for a three-yard loss on Cleveland's opening offensive possession. The sack led to a Browns punt.
- In the team's AFC Wild Card Playoff victory against Cincinnati (1/4/15), started at outside linebacker and registered three tackles, 1.0 tackle for loss, two quarterback hits and one pass defended.
- Started at outside linebacker in the team's AFC Divisional Playoff win at Denver (1/11/15) and compiled five tackles and 1.0 sack. He brought down Peyton Manning in the fourth quarter for a two-yard loss, one play prior to the end of the game. Was part of a defense that held the Broncos to 288 net yards.
- In the team's AFC Championship Game loss at New England (1/18/15), started at outside linebacker and totaled eight tackles (six solo).

### 2013 (COLTS):

- Started all 15 games he competed in and registered 58 tackles (33 solo), 3.0 sacks, one fumble recovery, one forced fumble and three passes defended.
- Was suspended by the NFL for a Week 12 contest at Arizona (11/24).
- Started his first game in a Colts uniform at SLB in the regular season opener against Oakland (9/8). Finished the game with four tackles (one solo).
- In a Week 5 victory against Seattle (10/6), posted four tackles and one fumble recovery on Robert Mathis' sack-forced fumble. The recovery was the second of his career and the first since Dec. 11, 2011 as a member of the Green Bay Packers.
- In a Week 7 victory against Denver (10/2), finished with three tackles, one pass defended and one forced fumble. Assisted in two Broncos turnovers in the fourth quarter when he tipped a Peyton Manning pass, which was intercepted by linebacker

Pat Angerer. Also forced a fumble on the ensuing Denver possession at the Colts two-yard line.

- Finished with six tackles, one pass defended and 1.0 sack in the team's comeback victory at Houston (11/3). Recorded his first quarterback sack as a member of the Colts when he brought down Texans quarterback Case Keenum for a 10-yard loss in the second quarter. The sack led to a Houston missed field goal. The sack was also the 10th of Walden's career.
- In a Week 11 victory at Tennessee (11/14), compiled four tackles (three solo), 2.0 tackles for loss and 1.0 sack. The sack, which was his second of the season, came in the third quarter and forced a Titans punt.
- In a Week 14 loss at Cincinnati (12/8), registered seven tackles (three solo).
- Tallied five tackles (four solo) and 1.0 sack in a Week 15 victory against Houston (12/15). Posted his third sack of the season in the fourth quarter, which led to a Houston punt. The sack was also the 12th of his career.
- Started at SLB during the team's AFC Wild Card Playoff victory against Kansas City (1/4/14). Compiled seven tackles (two solo), 1.0 tackle for loss and one pass defended in the win.
- Finished with seven tackles (six solo), 1.0 sack and 2.0 tackles for loss starting at SLB during the team's AFC Divisional Playoff loss at New England (1/11/14).

## 2012 (PACKERS):

- Appeared in 15 games with nine starts and registered 69 tackles (38 solo), a career-high-tying 3.0 sacks, his first two career interceptions and four passes defended.
- Made his season debut in Week 2 against Chicago (9/13) and finished with five tackles (three solo) and a half of a sack.
- Finished with seven tackles (four solo) at Seattle (9/24).
- Received his first start of the season, finishing with three tackles (two solo) and a career-high three passes defended at Indianapolis (10/7).
- Was the defense's game ball recipient at St. Louis (10/21) after leading the unit with 12 tackles (eight solo) and a half of a sack. The tackle total was the second highest of his career (16 in Week 17 of 2010).
- Tallied four tackles (two solo), four

## QUICK HITS

Walden finished the 2014 season with career highs of 6.0 sacks, 19 quarterback hits and 9.0 tackles for loss. In a victory against Washington on Nov. 30, 2014, he finished with 2.0 sacks and a forced fumble for his third career multiple-sack game.

quarterback hits and his first career interception against Arizona (11/4).

- Finished with nine tackles (eight solo) and 2.0 sacks at Detroit (11/18), marking his first multi-sack outing since the regular season finale in 2010 when he posted 3.0 against Chicago.
- Finished with eight tackles (three solo) and two quarterback hits against Detroit (12/9).
- Collected his second interception of the season against Tennessee (12/23).
- Recorded seven tackles (two solo) and a quarterback hit at Minnesota (12/30).
- Registered four tackles (two solo), 1.0 sack, three pressures and three quarterback hits in an NFC Wild Card Playoff game against Minnesota (1/5/13).

## 2011 (PACKERS):

- Started the first 15 games and finished fifth on the team with a career-high 86 tackles (50 solo), 3.0 sacks, two passes defended and a fumble recovery that he returned for his first career touchdown.
- Also added a tackle and a forced fumble on special teams.
- Opened the regular season as a starter for the first time in his pro career and ended with six tackles (four solo), 1.0 sack and a pass defended against New Orleans (9/8).
- Finished with five tackles (three solo, two for loss), a team-leading six quarterback hits and a pass defended at San Diego (11/8).

Picked up his second sack of the season when he dropped quarterback Philip Rivers for a one-yard loss in the third quarter.

- Led the defense with a season-high 11 tackles (six solo, one for loss) and his third sack of the season against Tampa Bay (11/20).

The third sack of the season matched his career-high set in 2010.

- Finished as the team's leading tackler for the second consecutive week with 10 stops (seven solo), while adding three quarterback hits at Detroit (11/24).
- Finished with five tackles (three solo) and his



first career fumble recovery that he returned five yards for a touchdown against Oakland (12/11). Became the franchise-record 19th player on the Packers roster to score a touchdown in 2011, the fifth on defense.

- Recorded a forced fumble on his first special teams tackle of the season against Detroit (1/1/12).

## **2010 (DOLPHINS/PACKERS)**

- Played in the final nine regular season games for Green Bay with a then-career-high two starts after joining the team as a free agent on October 27.
- Posted 31 tackles (19 solo), 3.0 sacks and a pass defended, while adding four tackles on special teams.
- Started the first three postseason contests before being sidelined with an ankle injury for Super Bowl XLV against Pittsburgh.
- Posted 15 tackles (nine solo), 1.0 sack and a forced fumble in the playoffs.
- Spent training camp with the Dolphins but was waived on September 4. Was re-signed on September 13 and played in two games.
- Registered two solo tackles at Detroit (12/12).
- Earned his first career start at New England (12/19) and led the team with nine tackles (four solo).
- Led the team with career highs in sacks (3.0) and tackles (16) on his way to earning NFC Defensive Player of the Week honors against Chicago (1/2/11). Became the first NFL player to have his first career sack come as part of a 3.0-sack game since Cleveland linebacker Andra Davis (4.0 sacks, at Kansas City, 11/9/03).
- Started and registered a team-high eight tackles (five solo), 1.0 sack and a forced fumble in an NFC Wild Card Playoff game at Philadelphia (1/9/11).
- Started and recorded four tackles (two solo), three quarterback hits and a pair of quarterback pressures in an NFC Divisional Playoff game at Atlanta (1/15/11).
- Got the start and registered three tackles (two solo) and two quarterback hits before leaving with an ankle injury in the third quarter of the NFC Championship Game at Chicago (1/23/11).
- Was inactive in Super Bowl XLV against Pittsburgh (2/6/11).

## **2009 (DOLPHINS):**

- Played in 11 games for the Dolphins and recorded eight special teams tackles.
- Was inactive for five contests.
- Registered a season-high three tackles on special teams against Buffalo (10/4).

## **2008 (CHIEFS/DOLPHINS):**

- Joined the Cowboys as a sixth round draft pick in April but was released in the final roster reduction on August 30. Claimed off waivers the next day by Kansas City and played in nine games for the Chiefs.

- Recorded 10 special teams tackles in Kansas City, tied for second on the team at the time he was released on November 18. Was claimed off waivers by Miami the next day.
- Played in six games for the Dolphins and posted five special teams stops.
- Made his NFL playoff debut with the Dolphins in an AFC Wild Card Playoff game against Baltimore (1/4/09).

## **COLLEGE:**

- A two-time All-Sun Belt Conference selection at defensive end at Middle Tennessee State who finished his career as the school's all-time sack leader with 22.5.
- Played in 44 games with 34 starts and posted 152 tackles, including 40.0 for loss, one interception, five forced fumbles, two fumble recoveries and four passes defended.
- Voted a First Team All-Sun Belt selection by the league's coaches and media as a senior.
- Played in 10 games with nine starts, missing two contests with a toe injury, and recorded 46 tackles, including 8.5 tackles for loss, 2.0 sacks, an interception, one forced fumble, two passes defended and a safety.
- Named First Team All-Sun Belt, starting 13 games and setting a single-season school record with 11.5 sacks as a junior. The sack total ranked No. 10 nationally.
- Totaled a career-high 48 tackles, including 14.5 for loss, plus three forced fumbles and a recovery.
- Played in 11 games with starts at two different positions (five at defensive end, three at linebacker) as a sophomore.
- Posted 33 tackles, including 8.5 tackles for loss, 3.0 sacks, two passes defended and a forced fumble.
- Played in 10 games with four starts, leading the team with 6.0 sacks and tying for the team lead with 8.5 tackles for loss as a freshman.
- Had 25 tackles and one forced fumble.

## **PERSONAL:**

- Named an Associated Press first-team choice as a senior after leading Dublin (Ga.) High School to a 14-1 record in 2002 and a berth in the state title game.
- Was a *Macon Telegraph* First Team All-Middle Georgia selection and the *Courier-Herald* Heart of Georgia Defensive Player of the Year.
- Had 97 tackles and a school-record 19.0 sacks as a senior, plus 11.0 additional tackles for loss, two fumble recoveries and an interception.
- Also played running back, posting 837 yards of total offense, averaging 6.6 yards per carry and scoring 12 touchdowns (eight rushing, four receiving).
- Lettered in football, basketball and track, and was an all-state selection on the hardwood following both his junior and senior seasons.
- Participated in the Donald Driver Celebrity Softball

Game and also attended the Edgar Bennett Bowl-A-Thon benefiting the Angel Fund in June of 2012.

- Ran football drills with local students as part of the Colts 2015 HHM Camp.
- Participated in both the Colts and teammate Vontae Davis' holiday shopping events benefitting underserved children.
- Supported Trinity House in 2015 by purchasing Christmas gifts for young men in foster care.
- Volunteered at the team's Horseshoe Helpings and Second Helpings events.
- Participated in a Meijer Thanksgiving shopping event sponsored by the Colts and Sheltering Wings.
- Was a host at the Second Annual Camp of Champions.
- Participated in the Colts Playground Build.
- Earned his degree in physical education.
- A native of Dublin, Ga.

## GETTING TO KNOW ERIK WALDEN

**Favorite team and/or athlete outside of football:**  
Kobe Bryant

**Favorite musician and/or song:** Tupac Shakur

**Hobbies outside of football:** Basketball

**Favorite food:** Seafood

**Favorite movie:** *Coming to America*

### 2016 GAME-BY-GAME STATISTICS

Date/Opp.	GP	GS	Solo	Asst.	Total	Sacks	PD	FF	FR	INT	Yds	Avg.	LG	TD
9/11 vs. DET	1	1	3	0	3	1.0	0	0	0	0	0	0.0	0	0
9/18 @ DEN	1	1	2	2	4	0.0	0	0	0	0	0	0.0	0	0
9/25 vs. SD	1	1	3	1	4	2.0	0	2	0	0	0	0.0	0	0
10/2 @ JAX (UK)	1	1	4	0	4	1.0	0	0	0	0	0	0.0	0	0
10/9 vs. CHI	1	1	3	0	3	0.0	0	0	0	0	0	0.0	0	0
10/16 @ HOU	1	1	1	1	2	0.0	0	0	0	0	0	0.0	0	0
10/23 @ TEN	1	1	1	1	2	1.0	0	0	0	0	0	0.0	0	0
10/30 vs. KC	1	1	1	1	2	1.0	0	0	0	0	0	0.0	0	0
11/6 @ GB	1	1	1	0	1	1.0	0	0	0	0	0	0.0	0	0
11/20 vs. TEN	1	1	2	1	3	1.0	0	0	0	0	0	0.0	0	0
11/24 vs. PIT	1	1	3	0	3	0.0	0	0	0	0	0	0.0	0	0
12/5 @ NYJ	1	1	0	1	1	0.0	0	0	0	0	0	0.0	0	0
12/11 vs. HOU	1	1	3	1	4	0.0	0	0	0	0	0	0.0	0	0
12/18 @ MIN	1	1	2	1	3	2.0	0	0	0	0	0	0.0	0	0
12/24 @ OAK														
1/1 vs. JAX														
2016 TOTALS	14	14	29	10	39	8.0	0	2	0	0	0	0.0	0	0

### CAREER REGULAR SEASON STATISTICS

Year	GP	GS	Solo	Asst.	Total	Sacks	PD	FF	FR	INT	Yds	Avg.	LG	TD
2016 IND	14	14	29	10	39	8.0	0	2	0	0	0	0.0	0	0
2015 IND	15	15	43	14	57	3.0	0	1	0	0	0	0.0	0	0
2014 IND	15	14	40	17	57	6.0	0	1	0	0	0	0.0	0	0
2013 IND	15	15	33	25	58	3.0	3	1	1	0	0	0.0	0	0
2012 GB	15	9	38	33	71	3.0	4	0	0	2	22	11.0	20	0
2011 GB	16	15	50	36	86	3.0	2	1	1	0	0	0.0	0	0
2010 MIA/GB	11	2	19	12	31	3.0	1	0	0	0	0	0.0	0	0
2009 MIA	11	0	0	0	0	0.0	0	0	0	0	0	0.0	0	0
2008 KC/MIA	15	0	0	0	0	0.0	0	0	0	0	0	0.0	0	0
TOTAL	127	84	252	147	399	29.0	10	6	2	2	22	11.0	20	0

### CAREER POSTSEASON STATISTICS

Year	GP	GS	Solo	Asst.	Total	Sacks	PD	FF	FR	INT	Yds	Avg.	LG	TD
2014 IND	3	3	11	5	16	1.0	1	0	0	0	0	0.0	0	0
2013 IND	2	2	8	6	14	1.0	1	0	0	0	0	0.0	0	0
2012 GB	2	1	5	4	9	1.0	0	0	0	0	0	0.0	0	0
2011 GB	1	0	3	0	3	0.0	0	0	0	0	0	0.0	0	0
2010 GB	3	3	9	6	15	1.0	0	1	0	0	0	0.0	0	0
2008 MIA	1	0	0	0	0	0.0	0	0	0	0	0	0.0	0	0
TOTAL	12	9	36	21	57	4.0	2	1	0	0	0	0.0	0	0

SPECIAL TEAMS TACKLES: 28 (2011 - 1, 2010 - 4, 2009 - 8, 2008 - 15)

SPECIAL TEAMS FORCED FUMBLES: 1 (2011 - 1)

# 31

S

## DUKE WILLIAMS



**5-11 • 201 • NEVADA**

**NFL EXP:** 4 (1st Year with Colts)

**HOW ACQUIRED:** FA-2016

**BORN:** 10/15/90

**GP/GS (POSTSEASON):** 57/10 (0/0)

### CAREER TRANSACTIONS:

- Signed by the Colts as a free agent on December 12, 2016.
- Released by the Buffalo Bills on November 15, 2016.
- Selected by the Bills in the fourth round (105th overall) of the 2013 NFL Draft.

### 2016 (BILLS):

- Appeared in nine games (two starts), recording four solo tackles and one pass defended.
- Listed as inactive for a Week 15 victory at Minnesota (12/18).

### 2015 (BILLS):

- Saw action in all 16 games (four starts), registering 23 tackles (20 solo), 1.0 sack, 3.0 tackles for loss, one pass defended, four quarterback hits, one fumble recovery and five special teams tackles.
- Totaled a season-high six tackles (five solo) and one quarterback hit against Cincinnati (10/18).
- Produced his first career sack at Jacksonville (10/25) as he totaled five tackles (four solo), one quarterback hit, 1.0 tackle for loss and one pass defended.

### 2014 (BILLS):

- Saw action in all 16 games (four starts), compiling a career-high 47 tackles (34 solo), one interception, three passes defended, two quarterback hits, 1.0 tackle for loss, one forced fumble, two fumble recoveries and five special teams tackles.
- Logged six tackles (four solo), one pass defended and two special teams tackles against New England (10/12).
- Returned his first career interception 34 yards and added one solo tackle against the New York Jets (11/24).
- Tallied a career-high six solo tackles against Green Bay (12/14).

### 2013 (BILLS):

- Appeared in all 16 games, recording three tackles (two solo) and one quarterback hit.

### COLLEGE:

- Saw action in 50 career games at Nevada,

### SINGLE-GAME HIGHS

**TACKLES:** 6, three times (Last: vs. CIN 10/18/15)

**SACKS:** 1.0 at JAX (10/25/15)

**FF:** 1 at DEN (12/7/14)

**FR:** 1, three times (Last: at NYJ 11/12/15)

**INT:** 1 vs. NYJ (11/24/14)

**PD:** 1, five times (Last: vs. SF 10/16/16)

compiling 292 tackles (198 solo), 18 passes defended, five forced fumbles, two fumble recoveries, four interceptions and nine kickoff returns for 186 yards.

- Totaled a career-high 106 tackles (68 solo), eight passes defended, three forced fumbles, one fumble recovery for 51 yards and one interception for a 27-yard return as a senior in 2012.
- Combined for 83 tackles (58 solo), six passes defended, one interception, one fumble recovery and nine kickoff returns for 186 yards as a junior in 2011.
- Registered a career-high two interceptions during his 2010 sophomore campaign as he recorded 74 tackles (51 solo), four passes defended and two forced fumbles.
- Saw action in 11 contests as a true freshman in 2009 as he logged 29 tackles (21 solo).

### PERSONAL:

- Attended Hug High School in Reno, Nevada where he was a three-sport standout who earned 12 varsity letters from football, basketball and track and field.
- Was named the Northern Nevada Player of the Year as a senior and was a three-time all-state selection as a safety.
- Participated on championship teams in track and basketball and was ranked in the top 10 in the nation in triple jump.
- Majored in criminal justice and minored in education.
- A native of Monroe, La.

## GETTING TO KNOW DUKE WILLIAMS

**Favorite team and/or athlete outside of football:**

Ronaldo

**Favorite musician and/or song:** Lil Boosie

**Hobbies outside of football:** Dirt bike riding and quading

**Favorite food:** Gumbo and sushi

**What is something interesting about you that people may not know:** My first love was soccer

**Favorite vacation spot:** Tahiti

**If you could have lunch with three people, living or dead, who would they be:** Dr. Martin Luther King, Jr., Malcom X and Jesus

**Favorite movie:** *A Bronx Tale*

**What's the one thing you couldn't live without:** My mom

### 2016 GAME-BY-GAME STATISTICS

Date/Opp.	GP	GS	Solo	Asst.	Total	Sacks	PD	FF	FR	INT	Yds	Avg.	LG	TD
9/11 @ BAL	1	1	1	0	1	0.0	0	0	0	0	0	0.0	0	0
9/15 vs. NYJ	1	1	2	0	2	0.0	0	0	0	0	0	0.0	0	0
9/25 vs. ARI	1	0	1	0	1	0.0	0	0	0	0	0	0.0	0	0
10/2 @ NE	1	0	0	0	0	0.0	0	0	0	0	0	0.0	0	0
10/9 @ LA	1	0	0	0	0	0.0	0	0	0	0	0	0.0	0	0
10/16 vs. SF	1	0	0	0	0	0.0	1	0	0	0	0	0.0	0	0
10/23 @ MIA	1	0	0	0	0	0.0	0	0	0	0	0	0.0	0	0
10/30 vs. NE	1	0	0	0	0	0.0	0	0	0	0	0	0.0	0	0
11/7 @ SEA	1	0	0	0	0	0.0	0	0	0	0	0	0.0	0	0
11/20 vs. TEN	NOT WITH TEAM													
11/24 vs. PIT	NOT WITH TEAM													
12/5 @ NYJ	NOT WITH TEAM													
12/11 vs. HOU	NOT WITH TEAM													
12/18 @ MIN	INACTIVE													
12/24 @ OAK														
1/1 vs. JAX														
2016 TOTALS	9	2	4	0	4	0.0	1	0	0	0	0	0.0	0	0

### CAREER REGULAR SEASON STATISTICS

Year	GP	GS	Solo	Asst.	Total	Sacks	PD	FF	FR	INT	Yds	Avg.	LG	TD
2016 BUF/IND	9	2	4	0	4	0.0	1	0	0	0	0	0.0	0	0
2015 BUF	16	4	20	3	23	1.0	1	0	1	0	0	0.0	0	0
2014 BUF	16	4	34	13	47	0.0	3	1	2	1	34	34.0	34	0
2013 BUF	16	0	2	1	3	0.0	0	0	0	0	0	0.0	0	0
TOTAL	57	10	60	17	77	1.0	5	1	3	1	34	34.0	34	0

SPECIAL TEAMS TACKLES: 14 (2015 - 5, 2014 - 5, 2013 - 4)



# 36

## S



# ANDREW WILLIAMSON

6-1 • 212 • VANDERBILT

NFL EXP: Rookie

HOW ACQUIRED: FA-2016

BORN: 11/18/92

GP/GS (POSTSEASON): 0/0 (0/0)

## CAREER TRANSACTIONS:

- Signed by the Colts as an undrafted free agent on May 3, 2016.

## 2016 (COLTS):

- Placed on Injured Reserve on August 2.

## COLLEGE:

- Played four seasons at Vanderbilt where he appeared in 47 games (19 starts) and totaled 135 tackles (85 solo), 1.0 sack, 6.0 tackles for loss, eight passes defended, one forced fumble, two fumble recoveries and one interception.
- As a redshirt senior in 2015, started 10 games and compiled 41 tackles (28 solo), one forced fumble, one fumble recovery and four passes defended.
- In 2014, appeared in 12 games (nine starts) and earned 54 tackles (32 solo), 4.0 tackles for loss, three passes defended and one quarterback hurry.
- Saw action in 12 games serving as the team's top reserve safety and finished with 20 tackles (11 solo), 1.0 tackle for loss, two interceptions and two fumble recoveries as a redshirt sophomore in 2013.
- In 2012, participated in all 13 games as a backup safety and registered 20 tackles (14 solo) and one blocked kick.
- Redshirted as a freshman in 2011.

## PERSONAL:

- Attended John Paul Stevens High School in San Antonio, Texas where he was a senior captain of the

## SINGLE-GAME HIGHS

TACKLES: N/A

SACKS: N/A

FF: N/A

FR: N/A

INT: N/A

PD: N/A

football squad and amassed 168 total tackles, four forced fumbles and one interception as a senior to help lead the team to the 5A-D1 states semifinals with an 11-5 record.

- Was an all-state honorable mention and all-district first-team selection as a senior as well as being named to the *San Antonio Express News* All-City team.
- An economics major at Vanderbilt.
- Born in Germany to Rickie and Brenda Williamson who are both federal employees with the U.S. Army and U.S. Air Force, respectively.

## GETTING TO KNOW ANDREW WILLIAMSON

**Favorite team and/or athlete outside of football:** San Antonio Spurs

**Favorite musician and/or song:** Drake

**Hobbies outside of football:** Video games

**What is something interesting about you that most people may not know:** I grew up in a military family so we moved around a bit. I've seen part of

Europe and lived in Germany and the Netherlands.

**Favorite food:** Burger and fries

**Favorite vacation spot:** Canary Islands

**Favorite movie:** *The Dark Knight*

**What's the one thing you couldn't live without:** Oxygen

## CAREER REGULAR SEASON STATISTICS

Year	GP	GS	Solo	Asst.	Total	Sacks	PD	FF	FR	INT	Yds	Avg.	LG	TD
2016 IND														
TOTAL	0	0	0	0	0	0.0	0	0	0	0	0	0.0	0	0

INJURED RESERVE

## GAME 1



**DETROIT 39**



**INDIANAPOLIS 35**

**SEPTEMBER 11, 2016 • LUCAS OIL STADIUM • 65,566**

The Colts lost a heartbreaking regular season opener, falling to the Detroit Lions, 39-35. The Lions were in control for most of the first half, rushing for two touchdowns before Adam Vinatieri put the Colts on the board with a 50-yard field goal in the second quarter. Trailing 21-3, Indianapolis found the end zone when Luck connected with Donte Moncrief with five seconds left in the first half. The teams traded touchdowns in the third quarter before a Vinatieri 40-yard field goal put the Colts within a touchdown. Luck capped off a nine-play, 94-yard drive with a game-tying touchdown strike to Jack Doyle in the fourth quarter. The Lions

regained the lead with another touchdown drive, but missed the ensuing extra point, putting them up 34-28 with 4:04 remaining in the game. With 37 seconds left, Luck connected with Doyle for their second touchdown, putting the Colts in front for the first time, 35-34. The Lions drove 50 yards on their next possession, setting up the game-winning 43-yard field goal. Luck threw for 385 yards and four touchdowns while Doyle established a career-high with two touchdown receptions. Defensively, inside linebacker Sio Moore led the team in tackles while outside linebacker Erik Walden posted 1.0 sack.

### SCORING DRIVES

			1	2	3	4	OT	Total		
	Lions		7	14	7	11	0	39		
	Colts		0	10	8	17	0	35		
TEAM	QTR	TIME	SCORING PLAY						DET	IND
Lions	1	4:43	Riddick 21 yd. run (Prater kick)						7	0
Lions	2	9:11	Washington 1 yd. run (Prater kick)						14	0
Colts	2	4:50	Vinatieri 50 yd. field goal						14	3
Lions	2	1:37	Ebron 6 yd. pass from Stafford						21	3
Colts	2	0:05	Moncrief 2 yd. pass from Luck (Vinatieri kick)						21	10
Colts	3	8:41	Allen 19 yd. pass from Luck (Luck-Allen pass)						21	18
Lions	3	2:20	Abdullah 11 yd. pass from Stafford (Prater kick)						28	18
Colts	4	14:17	Vinatieri 40 yd. field goal						28	21
Colts	4	8:19	Doyle 16 yd. pass from Luck (Vinatieri kick)						28	28
Lions	4	4:04	Riddick 13 yd. pass from Stafford (kick failed)						34	28
Colts	4	0:37	Doyle 6 yd. pass from Luck (Vinatieri kick)						34	35
Lions	4	0:04	Prater 43 yd. field goal						37	35
Lions	4	0:00	Penalty on Hilton enforced in end zone for a safety						39	35

### TEAM STATISTICS

	LIONS	COLTS
Total Net Yards	448	450
Net Yards Rushing	116	82
Net Yards Passing	332	368
Total First Downs	28	25
Third Down Efficiency	5-9-56%	9-16-56%
Penalties	8-70	5-45
Fumbles (#-Lost)	0-0	0-0
Field Goals (Made-Att.)	1-1	2-2
Red Zone Efficiency	4-4-100%	4-4-100%
Time of Possession	30:36	29:24

### INDIVIDUAL STATISTICS

#### RUSHING:


Colts: Gore 14-59, Luck 3-21, Turbin 1-4, Ferguson 1- -2.  
Lions: Abdullah 12-63, Riddick 7-45-1, Stafford 2-5, Tate 1-2, Washington 2-1.

#### PASSING:

Colts: Luck 31-47-385, 4 TD, 0 INT.  
Lions: Stafford 31-39-340, 3 TD, 0 INT.

#### RECEIVING:

Colts: Hilton 6-79, Moncrief 6-64-1, Dorsett 4-94, Allen 4-53-1, Gore 4-19, Doyle 3-35-2, Ferguson 2-26, Turbin 2-15.  
Lions: Tate 7-41, Riddick 5-63-1, Abdullah 5-57-1, Ebron 5-46-1, Jones 4-85, Boldin 3-35, Roberts 1-8, Wick 1-5.



*Tight end Jack Doyle finished with a single-game career-high two touchdown receptions in a Week 1 loss against Detroit.*

## GAME 2

**INDIANAPOLIS 20**



**DENVER 34**

**SEPTEMBER 18, 2016 • SPORTS AUTHORITY FIELD AT MILE HIGH • 76,379**

The Colts fell to 0-2 on the season after being defeated by the Denver Broncos, 34-20, at Sports Authority Field at Mile High. Indianapolis kept the game close in the first half, as the defense held the Broncos to a 13-6 lead. Adam Vinatieri notched field goals of 48 and 52 yards and improved his streak to 29 consecutive field goals, which is the third highest mark in team history. The Colts tied the game on their first possession of the third quarter when Robert Turbin found the end zone on a five-yard run. Following a Denver field goal, Aqib Talib returned an interception 46 yards for a touchdown giving the Broncos a 23-13 advantage in the fourth

quarter. Indianapolis posted its second touchdown of the game when Andrew Luck hit Frank Gore for a seven-yard score. The Colts defense held Denver to another field goal, giving the team a possession to score a touchdown and take the lead. On the first play of the next drive however, Luck was sacked and fumbled. The ball was recovered by the Broncos for a touchdown, which sealed the loss. Luck finished with 197 passing yards, while Gore lead the team with 44 rushing yards on 13 carries. Defensively, Darius Butler logged the team's first interception of the season and Zach Kerr notched the team's lone sack of the game.

### SCORING DRIVES

	1	2	3	4	OT	Total
Colts	3	3	7	7	0	20
Broncos	3	10	3	18	0	34

TEAM	QTR	TIME	SCORING PLAY	IND	DEN
Colts	1	8:17	Vinatieri 48 yd. field goal	3	0
Broncos	1	5:30	McManus 23 yd. field goal	3	3
Broncos	2	11:41	Anderson 4 yd. run (McManus kick)	3	10
Colts	2	2:43	Vinatieri 52 yd. field goal	6	10
Broncos	2	0:05	McManus 43 yd. field goal	6	13
Colts	3	8:06	Turbin 5 yd. run (Vinatieri kick)	13	13
Broncos	3	1:09	McManus 33 yd. field goal	13	16
Broncos	4	13:52	Talib 46 yd. interception return (McManus kick)	13	23
Colts	4	4:02	Gore 7 yd. pass from Luck (Vinatieri kick)	20	23
Broncos	4	1:51	McManus 35 yd. field goal	20	26
Broncos	4	1:42	Ray 15 yd. fumble return (Siemian-Thomas pass)	20	34

### TEAM STATISTICS

	COLTS	BRONCOS
Total Net Yards	253	400
Net Yards Rushing	83	134
Net Yards Passing	170	266
Total First Downs	19	24
Third Down Efficiency	6-14-43%	5-11-45%
Penalties	8-94	8-54
Fumbles (#-Lost)	1-1	0-0
Field Goals (Made-Att.)	2-2	4-5
Red Zone Efficiency	2-2-100%	1-4-25%
Time of Possession	29:19	30:41

### INDIVIDUAL STATISTICS

#### RUSHING:

Colts: Gore 13-44, Luck 3-22, Turbin 3-10-1, Ferguson 2-7.  
Broncos: Anderson 20-74-1, Booker 9-46, Bibbs 1-7, Siemian 1-7.

#### PASSING:

Colts: Luck 21-40-197, 1 TD, 1 INT.  
Broncos: Siemian 22-33-266, 1 INT.

#### RECEIVING:

Colts: Ferguson 5-29, Hilton 4-41, Doyle 4-37, Gore 3-19-1, Allen 2-25, Dorsett 1-30, Moncrief 1-9, Bray 1-7.  
Broncos: Thomas 5-90, Green 3-46, Sanders 3-39, Norwood 3-24, Anderson 3-19, Latimer 2-12, Taylor 1-20, Janovich 1-11, Booker 1-5.



*Frank Gore led the team with 44 rushing yards and added a seven-yard receiving touchdown against the Broncos.*



## GAME 3



**SAN DIEGO 22**



**INDIANAPOLIS 26**

**SEPTEMBER 25, 2016 • LUCAS OIL STADIUM • 64,747**

The Colts captured their first victory of the season as they closed out the San Diego Chargers at home, 26-22. The Colts got off to a fast start as running back Frank Gore put the Colts up 10-0 late in the first quarter after a six-yard touchdown run. The Chargers got on the board with two field goals to start the second quarter before tying the game with a 61-yard fumble return for a touchdown to end the half. After both teams traded touchdowns in the third, a field goal gave San Diego a 22-20 lead midway through the fourth quarter. With 1:17 remaining, Andrew Luck engineered a six-play, 83-yard drive that was capped off by a 63-yard touchdown

pass to T.Y. Hilton. Safety Clayton Geathers forced a fumble on the Chargers next possession, sealing the victory, 26-22. Luck completed 24-of-37 passes for 331 yards, one touchdown and one interception. Gore led all rushers with 82 yards and a touchdown on 21 attempts (3.9 avg.). Hilton led all receivers as he hauled in a game-high eight receptions for 174 yards (21.8 avg.) and one touchdown. Defensively, Sio Moore and D'Qwell Jackson led the team with eight tackles each while Erik Walden produced 2.0 sacks, two forced fumbles and 1.0 tackle for loss. Geathers produced 1.0 tackle for loss and one forced fumble as well.

### SCORING DRIVES

	1	2	3	4	OT	Total
Chargers	0	13	6	3	0	22
Colts	10	3	7	6	0	26

TEAM	QTR	TIME	SCORING PLAY	SD	IND
Colts	1	8:53	Vinatieri 38 yd. field goal	0	3
Colts	1	3:39	Gore 6 yd. run (Vinatieri kick)	0	10
Chargers	2	14:51	Lambo 42 yd. field goal	3	10
Chargers	2	14:04	Lambo 34 yd. field goal	6	10
Colts	2	6:25	Vinatieri 33 yd. field goal	6	13
Chargers	2	0:55	Reid 61 yd. fumble return (Lambo kick)	13	13
Chargers	3	8:23	Gordon 1 yd. run (kick blocked)	19	13
Colts	3	2:39	Turbin 1 yd. run (Vinatieri kick)	19	20
Chargers	4	7:34	Lambo 27 yd. field goal	22	20
Colts	4	1:17	Hilton 63 yd. pass from Luck (pass failed)	22	26

### TEAM STATISTICS

	CHARGERS	COLTS
Total Net Yards	356	410
Net Yards Rushing	37	93
Net Yards Passing	319	317
Total First Downs	17	24
Third Down Efficiency	4-11-36%	2-9-22%
Penalties	10-80	11-66
Fumbles (#-Lost)	4-3	2-1
Field Goals (Made-Att.)	3-3	2-2
Red Zone Efficiency	1-4-25%	2-3-67%
Time of Possession	27:17	32:42

### INDIVIDUAL STATISTICS

#### RUSHING:

Colts: Gore 21-82-1, Turbin 4-9-1, Ferguson 1-2.

Chargers: Gordon 16-35-1, Rivers 1-2.

#### PASSING:

Colts: Luck 24-37-331, 1 TD, 1 INT.

Chargers: Rivers 26-39-330, 0 TD, 0 INT.

#### RECEIVING:

Colts: Hilton 8-174-1, Doyle 6-65, Allen 3-35, Ferguson 3-29, Dorsett 3-27, Gore 1-1.

Chargers: Williams 6-69, Henry 5-76, Benjamin 4-82, Gordon 4-43, Inman 3-32, McCluster 2-9, McGrath 1-13, Watt 1-6.



*Wide receiver T.Y. Hilton totaled eight receptions for 174 yards and added the game-winning 63-yard touchdown.*

## GAME 4

**INDIANAPOLIS 27**



**JACKSONVILLE 30**

**OCTOBER 2, 2016 • WEMBLEY STADIUM • 83,764**

The Colts were defeated by the Jacksonville Jaguars, 30-27, in an NFL International Series contest at Wembley Stadium in London, England. The Jaguars jumped out to a 17-6 lead in the first half with touchdowns coming from Allen Robinson and a rushing score from Blake Bortles. Adam Vinatieri was successful with both of his field goal attempts (53 and 49 yards). Jacksonville kicker Jason Myers split the uprights from 22 yards with no time remaining in the second quarter. Myers then kept the Jacksonville momentum rolling with two more conversions in the third quarter as the Jaguars went ahead 23-6. The Colts did their best to mount a

comeback, scoring touchdowns on three consecutive possessions in the fourth quarter. Frank Gore found the end zone on a one-yard rush while T.Y. Hilton and Phillip Dorsett contributed with receiving touchdowns. Jacksonville took the lead for good with an Allen Hurns 42-yard touchdown as Indianapolis turned the ball over on downs during its last two possessions. Andrew Luck completed 27-of-42 passes for 234 yards, two touchdowns and two interceptions while Gore led the team in rushing with 68 yards. Defensively, Erik Walden tallied 1.0 sack, 1.0 tackle for loss and two quarterback hits.

### SCORING DRIVES

			1	2	3	4	OT	Total		
	Colts		3	3	0	21	0	27		
	Jaguars		7	10	6	7	0	30		
TEAM	QTR	TIME	SCORING PLAY						IND	JAX
Jaguars	1	8:23	Robinson 3 yd. pass from Bortles (Myers kick)						0	7
Colts	1	1:50	Vinatieri 53 yd. field goal						3	7
Colts	2	8:53	Vinatieri 49 yd. field goal						6	7
Jaguars	2	4:09	Bortles 1 yd. run (Myers kick)						6	14
Jaguars	2	0:00	Myers 22 yd. field goal						6	17
Jaguars	3	11:50	Myers 46 yd. field goal						6	20
Jaguars	3	2:51	Myers 49 yd. field goal						6	23
Colts	4	14:48	Gore 1 yd. run (Vinatieri kick)						13	23
Colts	4	7:06	Hilton 2 yd. pass from Luck (Vinatieri kick)						20	23
Jaguars	4	5:03	Hurns 42 yd. pass from Bortles (Myers kick)						20	30
Colts	4	3:03	Dorsett 64 yd. pass from Luck (Vinatieri kick)						27	30

### TEAM STATISTICS

	COLTS	JAGUARS
Total Net Yards	284	331
Net Yards Rushing	94	136
Net Yards Passing	190	195
Total First Downs	23	23
Third Down Efficiency	9-17-53%	3-11-27%
Penalties	7-78	11-145
Fumbles (#-Lost)	1-0	1-0
Field Goals (Made-Att.)	2-2	3-3
Red Zone Efficiency	2-2-100%	2-3-67%
Time of Possession	32:39	27:21

### INDIVIDUAL STATISTICS

#### RUSHING:

Colts: Gore 16-68-1, Luck 4-23, Dorsett 1-3, Turbin 1-2, Ferguson 3- -2.

Jaguars: Yeldon 14-71, Bortles 7-36-1, Ivory 8-29.

#### PASSING:

Colts: Luck 27-42-234, 2 TD, 1 INT.

Jaguars: Bortles 19-33-207, 2 TD, 0 INT.

#### RECEIVING:

Colts: Hilton 7-42-1, Ferguson 7-33, Gore 5-27, Rogers 2-39, Allen 2-20, Turbin 2-3, Dorsett 1-64, Doyle 1-6.

Jaguars: Robinson 5-55-1, Yeldon 4-46, Lee 4-28, Hurns 2-47-1, Lewis 1-12, Sterling 1-10, Greene 1-8, Benn 1-1.



*Erik Walden compiled four tackles, 1.0 sack, 1.0 tackle for loss and two quarterback hits against the Jaguars.*

## GAME 5



**CHICAGO 23**



**INDIANAPOLIS 29**

**OCTOBER 9, 2016 • LUCAS OIL STADIUM • 66,622**

In a Super Bowl XLI rematch, the Colts came away with the 29-23 victory over the Chicago Bears to improve their record to 2-3 on the season. The Colts scored on every possession of the first half en route to a 16-13 halftime lead. Adam Vinatieri split the uprights on three first half field goals, two of which from 50-plus yards. Dwayne Allen caught a one-yard touchdown pass at the beginning of the second quarter en route to a six-catch game. Chicago got their first lead of the day in the fourth quarter after a 21-yard hookup from Brian Hoyer to Jordan Howard. T.Y. Hilton put the Colts back on top, 26-23, after hauling in a 35-yard touchdown

pass from Andrew Luck with 3:43 remaining. The Colts defense then spoiled any attempt at a comeback for the Bears as they forced a fumble and a turnover on downs on their final two possessions. Luck completed 28-of-39 passes for 322 yards and two touchdowns. Frank Gore rushed for 75 yards on 14 carries and passed Jim Brown for ninth place on the NFL's all-time rushing yardage list. Hilton led the team in receiving and compiled 171 yards and a score on 10 receptions. Vinatieri finished with a career day as he tied his single-game career-high with five field goals made and 17 points.

### SCORING DRIVES

			1	2	3	4	OT	Total		
		Bears	3	10	0	10	0	23		
		Colts	3	13	3	10	0	29		
TEAM	QTR	TIME	SCORING PLAY						CHI	IND
Bears	1	8:24	Barth 35 yd. field goal						3	0
Colts	1	5:10	Vinatieri 54 yd. field goal						3	3
Colts	2	12:58	Allen 1 yd. pass from Luck (Vinatieri kick)						3	10
Bears	2	8:22	Barth 49 yd. field goal						6	10
Colts	2	6:08	Vinatieri 53 yd. field goal						6	13
Bears	2	3:35	Meredith 14 yd. pass from Hoyer (Barth kick)						13	13
Colts	2	0:11	Vinatieri 26 yd. field goal						13	16
Colts	3	5:52	Vinatieri 41 yd. field goal						13	19
Bears	4	13:31	Barth 24 yd. field goal						16	19
Bears	4	7:04	Howard 21 yd. pass from Hoyer (Barth kick)						23	19
Colts	4	3:43	Hilton 35 yd. pass from Luck (Vinatieri kick)						23	26
Colts	4	2:28	Vinatieri 46 yd. field goal						23	29

### TEAM STATISTICS

	BEARS	COLTS
Total Net Yards	522	396
Net Yards Rushing	125	98
Net Yards Passing	397	298
Total First Downs	25	20
Third Down Efficiency	2-9-22%	3-12-25%
Penalties	10-80	9-68
Fumbles (#-Lost)	3-1	2-0
Field Goals (Made-Att.)	3-4	5-5
Red Zone Efficiency	1-3-33%	1-2-50%
Time of Possession	30:05	29:55

### INDIVIDUAL STATISTICS

#### RUSHING:

Colts: Gore 14-75, Luck 5-13, Bray 1-7, Ferguson 1-3.  
Bears: Howard 16-118, Meredith 1-6, Carey 1-2, Hoyer 1--1.

#### PASSING:

Colts: Luck 28-39-322, 2 TD, 0 INT.  
Bears: Hoyer 33-43-397, 2 TD, 0 INT.

#### RECEIVING:

Colts: Hilton 10-171-1, Allen 6-50-1, Rogers 3-24, Bray 2-29, Dorsett 2-26, Ferguson 2-10, Doyle 2-8, Gore 1-4.  
Bears: Meredith 9-130-1, Miller 7-73, Royal 7-43, Jeffery 5-77, Howard 3-45-1, Carey 1-15, Bellamy 1-14.



Kicker Adam Vinatieri tied career highs with five field goals made and 17 points in a victory against Chicago.



## GAME 6

**INDIANAPOLIS 23**



**HOUSTON 26 OT**

**OCTOBER 16, 2016 • NRG STADIUM • 71,891**

The Colts squandered a 14-point lead with less than three minutes remaining in a Week 6 overtime loss to Houston. Indianapolis jumped out to a 13-0 lead in the first half as the Colts defense forced four consecutive punts to open the game. Adam Vinatieri split the uprights from 41 and 37 yards while tight end Jack Doyle recorded his third touchdown of the season on a 22-yard strike from quarterback Andrew Luck. Houston found the scoreboard with a 27-yard field goal just before halftime and recorded a touchdown on its first possession of the second half to cut the Colts lead to 13-9. Indianapolis responded with an Andrew

Luck 14-yard touchdown run and Vinatieri's third field goal of the game to give the Colts a 23-9 advantage. Houston notched back-to-back touchdowns in 2:37 and forced the game into overtime. After the Colts won the toss, the Texans defense held and put Houston in position for Nick Novak's 33-yard game-winning kick. Luck finished 21-of-32 for 252 yards, one touchdown and one interception while Frank Gore became the first Colts running back to top 100 yards (106) in 55 consecutive regular season games. Defensively, Vontae Davis hauled in his first interception of the season and Robert Mathis notched a sack-fumble.

### SCORING DRIVES

			1	2	3	4	OT	Total		
Colts			3	10	0	10	0	23		
Texans			0	3	6	14	3	26		
TEAM	QTR	TIME	SCORING PLAY					IND	HOU	
Colts	1	5:56	Vinatieri 41 yd. field goal					3	0	
Colts	2	14:55	Doyle 22 yd pass from Luck (Vinatieri kick)					10	0	
Colts	2	6:55	Vinatieri 37 yd. field goal					13	0	
Texans	2	1:57	Novak 27 yd. field goal					13	3	
Texans	3	7:06	L. Miller 1 yd. run (kick failed)					13	9	
Colts	4	14:53	Luck 14 yd. run (Vinatieri kick)					20	9	
Colts	4	7:04	Vinatieri 36 yd. field goal					23	9	
Texans	4	2:37	L. Miller 10 yd. pass from Osweiler (Novak kick)					23	16	
Texans	4	0:49	Fiedorowicz 26 yd. pass from Osweiler (Novak kick)					23	23	
Texans	OT	8:10	Novak 33 yd. field goal					23	26	

### TEAM STATISTICS

	COLTS	TEXANS
Total Net Yards	392	414
Net Yards Rushing	161	158
Net Yards Passing	231	256
Total First Downs	19	26
Third Down Efficiency	5-14-36%	5-11-45%
Penalties	7-42	7-59
Fumbles (#-Lost)	0-0	1-0
Field Goals (Made-Att.)	3-3	2-2
Red Zone Efficiency	2-6-33%	2-4-50%
Time of Possession	36:33	30:17

### INDIVIDUAL STATISTICS

#### RUSHING:

Colts: Gore 22-106, Luck 7-53-1, Turbin 3-2.  
Texans: L. Miller 24-149-1, Blue 2-13, Osweiler 2- -4.

#### PASSING:

Colts: Luck 21-32-252, 1 TD, 1 INT.  
Texans: Osweiler 25-39-269, 2 TD, 1 INT.

#### RECEIVING:

Colts: Rogers 4-63, Doyle 4-53-1, Turbin 4-22, Hilton 3-49, Swoope 2-42, Dorsett 2-12, Allen 1-9, Gore 1-2.  
Texans: Hopkins 9-71, Fiedorowicz 6-85-1, Griffin 3-31, L. Miller 3-29-1, B. Miller 2-13, Strong 1-36, Ervin 1-4.



*Frank Gore became the team's first 100-yard rusher (106) in 55 consecutive regular season games in a Week 6 loss at Houston.*



## GAME 7



**INDIANAPOLIS 34**



**TENNESSEE 26**

**OCTOBER 23, 2016 • NISSAN STADIUM • 65,470**

The Colts improved to 3-4 on the season after defeating the Tennessee Titans, 34-26, at Nissan Stadium. Indianapolis got off to a fast start and took a 17-6 lead in the second quarter after receiving touchdowns from Frank Gore and T.Y. Hilton and an Adam Vinatieri 28-yard field goal. On its last possession of the first half, Tennessee drove 80 yards in 1:38 and cut Indianapolis' lead to 17-13 following a DeMarco Murray touchdown. Vinatieri tallied an NFL record 43rd consecutive field goal in the third quarter prior to the Titans taking a 23-20 lead on a Delanie Walker touchdown and Ryan Succop field goal. With 6:02 remaining in the

game, Andrew Luck constructed his 17th career game-winning drive after moving the ball 70 yards and finding Jack Doyle for a seven-yard touchdown. Robert Mathis added a 14-yard fumble recovery for a touchdown on Tennessee's next possession, which helped seal the Colts win. Luck finished with 353 yards and three touchdowns in the win while T.Y. Hilton totaled his 21st career 100-yard game (133). Doyle set single-game career highs with nine receptions and 78 yards. Defensively Erik Walden, Akeem Ayers and T.Y. McGill contributed with sacks in addition to Mathis' defensive touchdown.

### SCORING DRIVES

			1	2	3	4	OT	Total
Colts			7	10	3	14	0	34
Titans			6	7	0	13	0	26

TEAM	QTR	TIME	SCORING PLAY	IND	TEN
Titans	1	9:14	Lewan 10 yd. pass from Mariota (pass failed)	0	6
Colts	1	4:46	Gore 3 yd. pass from Luck (Vinatieri kick)	7	6
Colts	2	10:16	Hilton 37 yd. pass from Luck (Vinatieri kick)	14	6
Colts	2	7:06	Vinatieri 28 yd. field goal	17	6
Titans	2	0:34	Murray 1 yd. run (Succop kick)	17	13
Colts	3	3:46	Vinatieri 33 yd. field goal	20	13
Titans	4	12:39	Walker 7 yd. pass from Mariota (Succop kick)	20	20
Titans	4	6:02	Succop 48 yd. field goal	20	23
Colts	4	1:55	Doyle 7 yd. pass from Luck (Vinatieri kick)	27	23
Colts	4	1:47	Mathis 14 yd. fumble return (Vinatieri kick)	34	23
Titans	4	0:43	Succop 44 yd. field goal	34	26

### TEAM STATISTICS

	COLTS	TITANS
Total Net Yards	422	331
Net Yards Rushing	81	124
Net Yards Passing	341	207
Total First Downs	26	26
Third Down Efficiency	4-10-40%	9-15-60%
Penalties	12-131	6-38
Fumbles (#-Lost)	0-0	2-1
Field Goals (Made-Att.)	2-2	2-2
Red Zone Efficiency	2-4-50%	3-3-100%
Time of Possession	32:30	27:30

### INDIVIDUAL STATISTICS

#### RUSHING:

Colts: Gore 17-61, Luck 5-17, Turbin 2-3.

Titans: Murray 25-107-1, Mariota 2-14, Henry 1-3.

#### PASSING:

Colts: Luck 27-39-353, 3 TD.

Titans: Mariota 22-37-232, 2 TD.

#### RECEIVING:

Colts: Doyle 9-71-1, Hilton 7-133-1, Gore 5-22-1, Swoope 2-51, Rogers 2-30, Street 1-20, Turbin 1-19.

Titans: Walker 7-84-1, Sharpe 4-59, Matthews 4-37, Murray 3-20, Wright 2-12, Fasano 1-10, Lewan 1-10-1.



*Robert Mathis posted the first defensive touchdown of the year with a 14-yard fumble recovery for a score against the Titans.*

# U GAME SUMMARIES

## GAME 8



**KANSAS CITY 30**



**INDIANAPOLIS 14**

**OCTOBER 30, 2016 • LUCAS OIL STADIUM • 65,417**

Indianapolis fell to 3-5 on the year following a 30-14 defeat at the hands of the Kansas City Chiefs. The Chiefs pulled out to an early 10-0 lead in the second quarter before Frank Gore hauled in an 18-yard touchdown pass from Andrew Luck to put the Colts on the board. Kansas City was able to capitalize on an interception by Luck with 42 seconds remaining in the second quarter and took a 17-7 halftime lead following a Jeremy Maclin 13-yard touchdown. After a third quarter touchdown from Chiefs wide receiver Tyreek Hill, Luck connected with Donte Moncrief for a three-yard touchdown pass at the 2:05 mark of the third stanza to bring the team

within 10 points, 24-14. Kansas City's defense held firm and prevented any attempt at a comeback by the Colts in the fourth quarter as they went on the seal the win, 30-14. Luck finished 19-of-35 for 210 yards, two touchdowns and one interception and led the team with 60 rushing yards on nine attempts. Phillip Dorsett led the team with five receptions totaling 33 yards while Moncrief totaled 41 yards and one touchdown on four receptions. Defensively, Clayton Geathers notched a team-leading eight tackles (six solo) while Robert Mathis, Edwin Jackson and Erik Walden all dialed up 1.0 sack each.

### SCORING DRIVES

	1	2	3	4	OT	Total
Chiefs	3	14	7	6	0	30
Colts	0	7	7	0	0	14

TEAM	QTR	TIME	SCORING PLAY	KC	IND
Chiefs	1	10:20	Santos 33 yd. field goal	3	0
Chiefs	2	12:58	Kelce 14 yd. pass from Foles (Santos kick)	10	0
Colts	2	10:07	Gore 18 yd. pass from Luck (Vinatieri kick)	10	7
Chiefs	2	0:19	Maclin 13 yd. pass from Smith (Santos kick)	17	7
Chiefs	3	7:34	Hill 34 yd. pass from Foles (Santos kick)	24	7
Colts	3	2:05	Moncrief 3 yd. pass from Luck (Vinatieri kick)	24	14
Chiefs	4	8:00	Santos 22 yd. field goal	27	14
Chiefs	4	3:35	Santos 44 yd. field goal	30	14

### TEAM STATISTICS

	CHIEFS	COLTS
Total Net Yards	422	277
Net Yards Rushing	88	105
Net Yards Passing	334	172
Total First Downs	20	18
Third Down Efficiency	7-16-44%	4-13-31%
Penalties	6-40	5-45
Fumbles (#-Lost)	0-0	3-1
Field Goals (Made-Att.)	3-4	0-0
Red Zone Efficiency	1-3-33%	1-2-50%
Time of Possession	33:36	26:24

### INDIVIDUAL STATISTICS

#### RUSHING:

Colts: Luck 9-60, Gore 9-37, Turbin 2-9, Moncrief 1--1.  
Chiefs: West 14-52, Ware 7-19, Smith 2-9, Hill 1-7, Thomas 2-2, Foles 1--1.

#### PASSING:

Colts: Luck 19-35-210, 2 TD, 1 INT.  
Chiefs: Foles 16-22-223, 2 TD, 0 INT, Smith 9-19-127, 1 TD, 0 INT.

#### RECEIVING:

Colts: Dorsett 5-33, Moncrief 4-41-1, Turbin 3-25, Doyle 2-36, Swoope 2-30, Gore 2-25-1, Hilton 1-20.  
Chiefs: Kelce 7-101-1, Hill 5-98-1, Conley 3-59, Maclin 3-43-1, Harris 3-13, Ware 2-28, West 2-8.



Wide receiver Donte Moncrief caught four passes for 41 yards and one touchdown in a Week 8 loss against Kansas City.



## GAME 9

 **INDIANAPOLIS 31**

 **GREEN BAY 26**

**NOVEMBER 6, 2016 • LAMBEAU FIELD • 78,437**

The Colts won their first game at Lambeau Field dating back to 1988, improving their record to 4-5 after a 31-26 win. Jordan Todman returned the opening kickoff 99 yards for a touchdown to give Indianapolis a 7-0 lead. The Colts then went ahead 14-3 after a Frank Gore seven-yard touchdown toward the end of the first quarter. The Packers cut the lead to 14-10 at the start of the second quarter following Jordy Nelson's touchdown. Indianapolis responded with an Adam Vinatieri field goal and then took a 24-10 halftime lead when Andrew Luck threw his lone touchdown pass of the game with 15 seconds remaining in the second

quarter to Donte Moncrief. Green Bay notched a field goal in the third quarter before Gore tallied his second rushing touchdown of the game at the 9:35 mark of the fourth quarter. The Packers made it interesting with two touchdowns in a four-minute span, but the Colts defense prevented a comeback. Luck finished with 281 yards and one touchdown while Gore led the team with 19 carries for 60 yards and two touchdowns. T.Y. Hilton finished with six catches for 82 yards, including a key 27-yard reception late in the fourth quarter. Defensively, Indianapolis notched 3.0 sacks and Darius Butler finished with an interception.

### SCORING DRIVES

	1	2	3	4	OT	Total
Colts	14	10	0	7	0	31
Packers	10	0	3	13	0	26

TEAM	QTR	TIME	SCORING PLAY	IND	GB
Colts	1	14:47	Todman 99 yd. kickoff return (Vinatieri kick)	7	0
Packers	1	10:46	Crosby 34 yd. field goal	7	3
Colts	1	4:28	Gore 7 yd. run (Vinatieri kick)	14	3
Packers	1	0:00	Nelson 26 yd. pass from Rodgers (Crosby kick)	14	10
Colts	2	12:05	Vinatieri 28 yd. field goal	17	10
Colts	2	0:11	Moncrief 8 yd. pass from Luck (Vinatieri kick)	24	10
Packers	3	1:46	Crosby 27 yd. field goal	24	13
Colts	4	9:35	Gore 4 yd. run (Vinatieri kick)	31	13
Packers	4	7:40	Adams 2 yd. pass from Rodgers (pass failed)	31	19
Packers	4	3:29	Cobb 3 yd. pass from Rodgers (Crosby kick)	31	26

### TEAM STATISTICS

	COLTS	PACKERS
Total Net Yards	355	405
Net Yards Rushing	85	116
Net Yards Passing	270	289
Total First Downs	22	25
Third Down Efficiency	7-14-50%	4-12-33%
Penalties	4-35	4-25
Fumbles (#-Lost)	1-0	0-0
Field Goals (Made-Att.)	1-1	2-3
Red Zone Efficiency	3-4-75%	2-4-50%
Time of Possession	30:03	29:57

### INDIVIDUAL STATISTICS

#### RUSHING:

Colts: Gore 19-60-2, Luck 7-15, Turbin 2-10.  
Packers: Montgomery 7-53, Rodgers 6-43, Jackson 4-16, Ripkowski 2-4.

#### PASSING:

Colts: Luck 23-36-281, 1 TD, 2 INT.  
Packers: Rodgers 26-43-297, 3 TD, 1 INT.

#### RECEIVING:

Colts: Hilton 6-82, Doyle 5-61, Moncrief 3-55-1, Dorsett 2-28, Turbin 2-13, Gore 2-11, Allen 1-15, Ferguson 1-9, Swoope 1-7.  
Packers: Nelson 7-94-1, R. Rodgers 6-64, Adams 4-41-1, Montgomery 3-38, Perillo 2-18, Cobb 2-14-1, Janis 1-25, Ripkowski 1-3.



Running back Jordan Todman returned the opening kickoff 99 yards for a touchdown in a Week 9 win at Green Bay.

# U GAME SUMMARIES

## GAME 10



TENNESSEE 17



INDIANAPOLIS 24

NOVEMBER 20, 2016 • LUCAS OIL STADIUM • 65,048

Indianapolis won its second consecutive game and moved to 5-5 after a 24-17 home victory against the Tennessee Titans. The Colts offense started fast and scored touchdowns on their first three drives of the game for the first time since December 17, 2009. Robert Turbin rushed for a one-yard touchdown followed by receiving touchdowns from Donte Moncrief and T.Y. Hilton. The Titans swung the momentum with 17 unanswered points, including a touchdown with 20 seconds remaining in the second quarter. Marcus Mariota threw touchdowns to DeMarco Murray and Tajae Sharpe followed by a Ryan Succop field goal.

Adam Vinatieri posted the team's lone points in the second half with a 49-yard field goal at the 10:50 mark of the fourth quarter. The teams traded possessions before Indianapolis safety Clayton Geathers made a crucial fourth down stop with 2:45 left to preserve the win. Andrew Luck completed 15-of-28 passes for 262 yards, two touchdowns and one interception. Hilton led the Colts with five catches for 97 yards and one touchdown while Frank Gore totaled 121 yards from scrimmage. Defensively, the Colts posted a season-high 5.0 sacks from D'Qwell Jackson, David Parry, Edwin Jackson, Erik Walden and Robert Mathis.

### SCORING DRIVES

	1	2	3	4	OT	Total
Titans	0	7	7	3	0	17
Colts	14	7	0	3	0	24

TEAM	QTR	TIME	SCORING PLAY	TEN	IND
Colts	1	8:39	Turbin 1 yd. run (Vinatieri kick)	0	7
Colts	1	2:32	Moncrief 2 yd. pass from Luck (Vinatieri kick)	0	14
Colts	2	10:35	Hilton 2 yd. pass from Luck (Vinatieri kick)	0	21
Titans	2	0:20	Murray 3 yd. pass from Mariota (Succop kick)	7	21
Titans	3	6:35	Sharpe 34 yd. pass from Mariota (Succop kick)	14	21
Titans	4	12:14	Succop 47 yd. field goal	17	21
Colts	4	10:50	Vinatieri 49 yd. field goal	17	24

### TEAM STATISTICS

	TITANS	COLTS
Total Net Yards	351	327
Net Yards Rushing	97	76
Net Yards Passing	254	251
Total First Downs	20	18
Third Down Efficiency	5-14-36%	5-12-42%
Penalties	11-109	8-70
Fumbles (#-Lost)	0-0	0-0
Field Goals (Made-Att.)	1-1	1-2
Red Zone Efficiency	1-2-50%	3-3-100%
Time of Possession	31:01	28:59

### INDIVIDUAL STATISTICS

#### RUSHING:

Colts: Gore 18-50, Luck 8-22, Turbin 2-4.  
Titans: Murray 21-70, Mariota 5-29, Blake 1--2.

#### PASSING:

Colts: Luck 15-28-262, 2 TD, 1 INT.  
Titans: Mariota 25-38-290, 2 TD.

#### RECEIVING:

Colts: Hilton 5-97-1, Gore 4-71, Moncrief 4-37-1, Dorsett 1-50, Doyle 1-7.  
Titans: Matthews 9-122, Sharpe 4-68-1, Wright 4-52, Walker 4-36, Murray 3-9-1, Douglas 1-3.



Quarterback Andrew Luck completed 15-of-28 passes for 262 yards, two TDs and one INT in a Week 11 win against Tennessee.



## GAME 11



**PITTSBURGH 28**



**INDIANAPOLIS 7**

**NOVEMBER 24, 2016 • LUCAS OIL STADIUM • 66,583**

The Colts dropped to 5-6 on the year after being defeated by the Pittsburgh Steelers, 28-7, on Thanksgiving night at Lucas Oil Stadium. Pittsburgh scored on its first three possessions of the game to take a 21-7 lead. Le'Veon Bell found the end zone on a five-yard rush and Steelers quarterback Ben Roethlisberger hit Antonio Brown for 25 and 33-yard scores. With quarterback Andrew Luck out with a concussion, Scott Tolzien led the Colts offense and connected with Donte Moncrief on a five-yard score at the 13:02 mark of the second quarter to give Indianapolis its only points of the game. The Steelers recorded two fourth-and-

goal stops to maintain their second half advantage. Roethlisberger and Brown then put the game out of reach when they connected for their third touchdown of the night from 22 yards in the fourth quarter to seal the win. Tolzien completed 22-of-36 passes for 205 yards, one touchdown and two interceptions. Moncrief led the team in receiving with six catches for 45 yards and one score. It marked his fourth consecutive game with at least one touchdown reception. Defensively, inside linebackers Edwin Jackson (four solo) and D'Qwell Jackson (three solo) led the team with seven tackles apiece.

### SCORING DRIVES

	<b>1</b>	<b>2</b>	<b>3</b>	<b>4</b>	<b>OT</b>	<b>Total</b>
Steelers	14	7	0	7	0	28
Colts	0	7	0	0	0	7

TEAM	QTR	TIME	SCORING PLAY	PIT	IND
Steelers	1	9:10	Bell 5 yd. run (Boswell kick)	7	0
Steelers	1	1:06	Brown 25 yd. pass from Roethlisberger (Boswell kick)	14	0
Colts	2	13:02	Moncrief 5 yd. pass from Tolzien (Vinatieri kick)	14	7
Steelers	2	9:00	Brown 33 yd. pass from Roethlisberger (Boswell kick)	21	7
Steelers	4	5:30	Brown 22 yd. pass from Roethlisberger (Boswell kick)	28	7

### TEAM STATISTICS

	<b>STEELERS</b>	<b>COLTS</b>
Total Net Yards	369	310
Net Yards Rushing	148	91
Net Yards Passing	221	219
Total First Downs	16	18
Third Down Efficiency	7-11-64%	8-15-53%
Penalties	7-67	2-10
Fumbles (#-Lost)	0-0	1-0
Field Goals (Made-Att.)	0-0	0-1
Red Zone Efficiency	1-1-100%	1-3-33%
Time of Possession	28:15	31:45

### INDIVIDUAL STATISTICS

#### RUSHING:

Colts: Todman 3-37, Gore 15-28, Turbin 2-20, Tolzien 3-6.  
Steelers: Bell 23-120-1, Toussaint 6-28.

#### PASSING:

Colts: Tolzien 22-36-205, 1 TD, 2 INT, McAfee 1-1-35.  
Steelers: Roethlisberger 14-20-221, 3 TD, Jones 0-1.

#### RECEIVING:

Colts: Moncrief 6-45-1, Allen 5-49, Hilton 3-54, Dorsett 3-31, Doyle 2-25, Turbin 2--2, Swoope 1-35, Gore 1-3.  
Steelers: Brown 5-91-3, Bell 4-22, Green 2-67, Rogers 2-36, Hamilton 1-5.



*Wide receiver Donte Moncrief led the team with six catches for 45 yards and one score in a Week 12 loss against the Steelers.*

# U GAME SUMMARIES

## GAME 12

**INDIANAPOLIS 41**



**NEW YORK JETS 10**

**DECEMBER 5, 2016 • METLIFE STADIUM • 78,160**

Indianapolis moved to 6-6 on the year after defeating the New York Jets, 41-10, on Monday Night Football. The Colts led the entire game as quarterback Andrew Luck threw three first half touchdown passes to tight end Dwayne Allen and kicker Adam Vinatieri connected on a 53-yard field goal attempt in the second quarter. In the first half, the Colts defense did not allow a Jets third down conversion (0-of-5) and Indianapolis possessed a 24-3 lead at halftime. With 8:54 left in the third quarter, Luck threw his fourth touchdown of the game to wide receiver Donte Moncrief. It marked the fifth consecutive game that Moncrief recorded a

touchdown reception. Vinatieri converted another field goal and running back Robert Turbin ran for a touchdown to pad a 41-3 lead in the fourth quarter. New York collected the last points of the game on a touchdown drive early in the final frame to bring the score to 41-10. Wide receiver T.Y. Hilton led all players with nine receptions for 146 yards to surpass 1,000 yards for the fourth consecutive season. Luck threw for 278 yards and four touchdowns while setting a single-game career high with a 147.6 passer rating. Defensively, the Colts forced three interceptions and nose tackle David Parry recorded the team's lone sack.

### SCORING DRIVES

		<b>1</b>	<b>2</b>	<b>3</b>	<b>4</b>	<b>OT</b>	<b>Total</b>		
	Colts	14	10	10	7	0	41		
	Jets	0	3	0	7	0	10		
TEAM	QTR	TIME	SCORING PLAY	IND	NYJ				
Colts	1	10:23	Allen 7 yd. pass from Luck (Vinatieri kick)	7	0				
Colts	1	7:45	Allen 21 yd. pass from Luck (Vinatieri kick)	14	0				
Jets	2	10:31	Folk 38 yd. field goal	14	3				
Colts	2	8:16	Vinatieri 53 yd. field goal	17	3				
Colts	2	1:18	Allen 23 yd. pass from Luck (Vinatieri kick)	24	3				
Colts	3	8:54	Moncrief 3 yd. pass from Luck (Vinatieri kick)	31	3				
Colts	3	1:08	Vinatieri 36 yd. field goal	34	3				
Colts	4	14:54	Turbin 5 yd. run (Vinatieri kick)	41	3				
Jets	4	11:19	Anderson 40 yd. pass from Petty (Folk kick)	41	10				

### TEAM STATISTICS

	<b>COLTS</b>	<b>JETS</b>
Total Net Yards	421	250
Net Yards Rushing	139	36
Net Yards Passing	282	214
Total First Downs	27	13
Third Down Efficiency	7-13-54%	3-11-27%
Penalties	3-28	6-90
Fumbles (#-Lost)	2-1	1-0
Field Goals (Made-Att.)	2-2	1-1
Red Zone Efficiency	3-6-50%	0-1-0%
Time of Possession	38:24	21:36

### INDIVIDUAL STATISTICS

#### RUSHING:

Colts: Gore 20-79, Luck 3-26, Turbin 6-16-1, Ferguson 5-11, Dorsett 1-7, Todman 2-3, Tolzien 3- -3.

Jets: Forte 9-25, Spiller 2-5, Fitzpatrick 2-3, Powell 1-3.

#### PASSING:

Colts: Luck 22-28-278, 4 TD, Tolzien 1-1-11.

Jets: Petty 11-25-135, 1 TD, 2 INT, Fitzpatrick 5-12-81, 1 INT.

#### RECEIVING:

Colts: Hilton 9-146, Allen 4-72-3, Doyle 4-30, Moncrief 4-26-1, Swoope 2-15.

Jets: Anderson 4-61-1, Marshall 4-43, Forte 3-54, Seferian-Jenkins 2-29, Bostick 1-12, Enunwa 1-10, Spiller 1-7.



*Tight end Dwayne Allen caught four passes for 72 yards and three touchdowns in a Week 13 victory against the Jets.*

## GAME 13



HOUSTON 22



INDIANAPOLIS 17

DECEMBER 11, 2016 • LUCAS OIL STADIUM • 65,250

With both teams tied atop the AFC South, the Colts were unable to win the battle for first place against Houston after a 22-17 loss at Lucas Oil Stadium. After trading field goals in the first quarter, the Texans found the end zone with Lamar Miller's two-yard rushing touchdown in the second quarter to take a 13-3 lead into halftime. Down 16-3, the Colts started to rally beginning with Andrew Luck's 18-yard touchdown connection to Frank Gore in the third quarter. Luck then hit T.Y. Hilton on a 35-yard touchdown midway through the fourth to put the Colts within two points of the lead. Houston kicker Nick Novak converted his

fifth field goal of the game to put the Texans ahead 22-17 with 2:47 remaining in the game. Indianapolis was unable to capitalize on a potential game-winning touchdown drive when a fourth down pass fell incomplete. Luck completed 24-of-45 passes for 276 yards, two touchdowns and two interceptions. Hilton led both teams with 115 receiving yards and one touchdown. Defensively, Edwin Jackson led the team in tackles with 10 and Akeem Ayers came down with an interception for a 25-yard return. Colts kicker Adam Vinatieri totaled five points and reached 100 points for his 19th career season extending his NFL record.

### SCORING DRIVES

	1	2	3	4	OT	Total
Texans	3	10	3	6	0	22
Colts	3	0	7	7	0	17

TEAM	QTR	TIME	SCORING PLAY	HOU	IND
Colts	1	8:31	Vinatieri 32 yd. field goal	0	3
Texans	1	4:00	Novak 21 yd. field goal	3	3
Texans	2	2:26	Miller 2 yd. run (Novak kick)	10	3
Texans	2	0:12	Novak 52 yd. field goal	13	3
Texans	3	12:46	Novak 24 yd. field goal	16	3
Colts	3	9:53	Gore 18 yd. pass from Luck (Vinatieri kick)	16	10
Texans	4	11:53	Novak 41 yd. field goal	19	10
Colts	4	9:06	Hilton 35 yd. pass from Luck (Vinatieri kick)	19	17
Texans	4	2:47	Novak 34 yd. field goal	22	17

### TEAM STATISTICS

	TEXANS	COLTS
Total Net Yards	316	348
Net Yards Rushing	185	83
Net Yards Passing	131	265
Total First Downs	20	21
Third Down Efficiency	5-14-36%	5-12-42%
Penalties	7-124	9-59
Fumbles (#-Lost)	1-0	1-1
Field Goals (Made-Att.)	5-5	1-2
Red Zone Efficiency	1-5-20%	1-3-33%
Time of Possession	36:05	23:55

### INDIVIDUAL STATISTICS

#### RUSHING:

Colts: Gore 10-41, Luck 2-32, Turbin 3-10.  
Texans: Miller 21-107-1, Blue 16-55, Hunt 1-19, Grimes 1-6, Osweiler 2--2.

#### PASSING:

Colts: Luck 24-45-276, 2 TD, 2 INT.  
Texans: Osweiler 14-24-147, 1 INT.

#### RECEIVING:

Colts: Hilton 9-115-1, Doyle 5-55, Turbin 4-33, Dorsett 3-19, Gore 2-33-1, Rogers 1-21.  
Texans: Fiedorowicz 3-32, Hopkins 2-33, Griffin 2-23, Fuller 2-22, Mumphery 2-16, Miller 1-15, Grimes 1-6, Blue 1-0.



Wide receiver T.Y. Hilton finished with nine receptions for 115 yards and one touchdown in a Week 14 loss to Houston.



## GAME 14

**INDIANAPOLIS 34**



**MINNESOTA 6**

**DECEMBER 18, 2016 • U.S. BANK STADIUM • 66,820**

The Colts evened their record to 7-7 and won their first game at U.S. Bank Stadium with a 34-6 victory over the Minnesota Vikings. Indianapolis shutout Minnesota in the first half and took a 27-0 advantage following two rushing touchdowns from Robert Turbin and a receiving score from Erik Swoope. It was Turbin's first career multiple-touchdown game along with Swoope's first career score. Adam Vinatieri also notched two field goals from 48 and 50 yards. The Colts posted 21 first downs and limited the Vikings to only 13 offensive plays in the first half. The Colts defense limited Minnesota to two field goals in the second half. Indianapolis wide

receiver Phillip Dorsett added his second touchdown of the season on a 50-yard pass from Andrew Luck to cap the team's 34 points. Indianapolis' offensive line did not allow a sack and blocked for 161 net rushing yards. Luck threw for 250 yards and two touchdowns while Frank Gore registered his second 100-yard rushing performance of the season. Defensively, Mike Adams contributed with one interception, one forced fumble and one fumble recovery while Erik Walden (2.0), Robert Mathis, Zach Kerr and T.Y. McGill combined for 5.0 sacks against the Minnesota offense.

### SCORING DRIVES

	1	2	3	4	OT	Total
Colts	10	17	0	7	0	34
Vikings	0	0	3	3	0	6

TEAM	QTR	TIME	SCORING PLAY	IND	MIN
Colts	1	9:01	Vinatieri 48 yd. field goal	3	0
Colts	1	2:22	Turbin 1 yd. run (Vinatieri kick)	10	0
Colts	2	7:16	Swoope 27 yd. pass from Luck (Vinatieri kick)	17	0
Colts	2	0:33	Turbin 6 yd. run (Vinatieri kick)	24	0
Colts	2	0:00	Vinatieri 50 yd. field goal	27	0
Vikings	3	3:51	Forbath 32 yd. field goal	27	3
Colts	4	14:55	Dorsett 50 yd. pass from Luck (Vinatieri kick)	34	3
Vikings	4	11:57	Forbath 51 yd. field goal	34	6

### TEAM STATISTICS

	COLTS	VIKINGS
Total Net Yards	411	282
Net Yards Rushing	161	34
Net Yards Passing	250	248
Total First Downs	27	20
Third Down Efficiency	7-13-54%	3-9-33%
Penalties	5-55	6-27
Fumbles (#-Lost)	0-0	2-2
Field Goals (Made-Att.)	2-2	2-2
Red Zone Efficiency	2-3-67%	0-2-0%
Time of Possession	37:02	22:58

### INDIVIDUAL STATISTICS

#### RUSHING:

Colts: Gore 26-101, Turbin 7-32-2, Todman 4-19, Luck 1-8, Ferguson 2-1.

Vikings: Peterson 6-22, McKinnon 3-12.

#### PASSING:


Colts: Luck 21-28-250, 2 TD, Tolzien 0-0-0.

Vikings: Bradford 32-42-291, 1 INT.

#### RECEIVING:

Colts: Doyle 4-32, Gore 4-14, Swoope 3-50-1, Hilton 3-45, Rogers 3-24, Turbin 2-22, Dorsett 1-50-1, Allen 1-13.

Vikings: McKinnon 9-59, Rudolph 8-97, Johnson 5-50, Patterson 5-49, Diggs 2-13, Asiata 1-20, Wright 1-2, Peterson 1-1.



*Safety Mike Adams tallied two takeaways (one fumble recovery and one interception) in a Week 15 win at Minnesota.*

# INDIVIDUAL RECORDS

National Football League records are indicated by an asterisk. Since the Colts joined the NFL in 1953, the league has increased the number of games played each season from 12 in 1953 to the current 16 in 1978. Here are the dates that the league increased the number of games played each season:

**1953-1960: 12 games 1961-1977: 14 games 1978-2015: 16 games**

Note: The 1982 NFL regular season was reduced from 16 games to nine games because of a players' strike.

The 1987 season was 15 games due to a players' strike.

## SERVICE

### MOST SEASONS

17	John Unitas, 1956-72
14	Reggie Wayne, 2001-14
14	Peyton Manning, 1998-11
14	Robert Mathis, 2003-16
13	Raymond Berry, 1955-67
13	Eugene Daniel, 1984-96
13	Ray Donaldson, 1980-92
13	Marvin Harrison, 1996-08
13	David Lee, 1966-78
13	Gino Marchetti, 1953-64, 66
13	Rohn Stark, 1982-94
13	Dick Szymanski, 1955, 57-68
13	Jeff Saturday, 1999-11

### MOST GAMES PLAYED

211	Reggie Wayne, 2001-14
208	Peyton Manning, 1998-10
206	John Unitas, 1956-72
198	Eugene Daniel, 1984-96
197	Rohn Stark, 1982-94
197	Jeff Saturday, 1999-11
192	Justin Snow, 2000-11
190	Marvin Harrison, 1996-08
190	Robert Mathis, 2003-16
184	David Lee, 1966-78
184	Ray Donaldson, 1980-92

### MOST CONSECUTIVE GAMES PLAYED

208	Peyton Manning, 1998-10
192	Justin Snow, 2000-11
189	Reggie Wayne, 2001-13
160	Hunter Smith, 1999-08
155	Jerry Logan, 1963-72

## SCORING

### MOST POINTS (CAREER)

1,209	Adam Vinatieri, 2006-16
995	Mike Vanderjagt, 1998-05
783	Dean Biasucci, 1984, 86-94
778	Marvin Harrison, 1996-08
678	Lenny Moore, 1956-67
586	Lou Michaels, 1964-69
498	Reggie Wayne, 2001-14
458	Edgerrin James, 1999-05
408	Raymond Berry, 1955-67
394	Toni Linhart, 1974-79

### MOST POINTS (SEASON)

157	Mike Vanderjagt, 2003
145	Mike Vanderjagt, 1999
140	Adam Vinatieri, 2014
139	Adam Vinatieri, 2013
135	Cary Blanchard, 1996
129	Adam Vinatieri, 2010
125	Mike Vanderjagt, 2001
121	Mike Vanderjagt, 2000
121	Mike Vanderjagt, 2005
120	Lenny Moore, 1964
119	Mike Vanderjagt, 2004
118	Adam Vinatieri, 2007
117	Cary Blanchard, 1997
115	Adam Vinatieri, 2012
114	Dean Biasucci, 1988
113	Adam Vinatieri, 2006
112	Raul Allegre, 1983
110	Edgerrin James, 2000
109	Toni Linhart, 1976
107	Adam Vinatieri, 2015
106	Lou Michaels, 1967
104	Jim Martin, 1963
104	Lou Michaels, 1964
104	Mike Vanderjagt, 1998
103	Mike Vanderjagt, 2002
103	Adam Vinatieri, 2008
102	Lou Michaels, 1968
102	Edgerrin James, 1999
101	Lou Michaels, 1965

### MOST POINTS (ROOKIE)

112	Raul Allegre, 1983
102	Edgerrin James, 1999
93	Jim O'Brien, 1970
78	Curtis Dickey, 1980
72	Marshall Faulk, 1994

### MOST POINTS (GAME)

24	Lenny Moore vs. Chi, Oct. 4, 1958
24	Lenny Moore vs. LA Rams, Oct. 16, 1960
24	Lenny Moore vs. Min, Oct. 1, 1961
24	Lydell Mitchell vs. Buf, Oct. 12, 1975
24	Eric Dickerson vs. Den, Oct. 31, 1988
24	Joseph Addai vs. Phil, Nov. 26, 2006
20	Reggie Wayne at Den, Oct. 29, 2006

### MOST POINTS (ROOKIE-GAME)

24	Joseph Addai vs. Phil, Nov. 26, 2006
18	Billy Vessels vs. LA Rams, Nov. 25, 1956
18	Marshall Faulk vs. Hou, Sept. 4, 1994
18	Marvin Harrison at K.C., Dec. 15, 1996
18	Edgerrin James at Phil, Nov. 21, 1999
18	Edgerrin James at Cle, Dec. 26, 1999
16	Raul Allegre at Phil, Oct. 30, 1983

### MOST CONSECUTIVE GAMES

#### SCORING

130	Adam Vinatieri, G1-2006/G16-2014
118	Mike Vanderjagt, G10-1998/G16-2005
58	Lou Michaels, G13-1965/G14-1969
55	Steve Myhra, G8-1957/G14-1961
55	Dean Biasucci, G11-1987/G2-1991
44	Toni Linhart, G13-1974/G14-1977
44	Cary Blanchard, G5-1995/G16-1997
28	Jim O'Brien, G1-1970/G14-1971
27	Raul Allegre, G6-1984/G16-1985
26	Dean Biasucci, G2-5-84, G1-86/G9-87
21	Steve Mike-Mayer, G12-1979/G16-1980

### MOST CONSECUTIVE GAMES

#### SCORING (ROOKIE)

14	Jim O'Brien, G1-14, 1970
11	Raul Allegre, G1-11, 1983
10	Buck McPhail, G1-10, 1953
7	Curtis Dickey, G7-13, 1980
5	Alan Ameche, G1-5, 1955
5	Steve Myhra, G8-12, 1957

### MOST SEASONS LEADING TEAM

9	Dean Biasucci, 1986-94
9	Adam Vinatieri, 2006-08, 10-15
8	Mike Vanderjagt, 1998-05
5	Lenny Moore, 1956-58, 60, 64
4	Lou Michaels, 1965-68
4	Toni Linhart, 1974, 76-78

## **MOST CONSECUTIVE SEASONS**

### **LEADING TEAM**

- 9 Dean Biasucci, 1986-94
- 8 Mike Vanderjagt, 1998-05
- 6 Adam Vinatieri, 2010-15
- 4 Lou Michaels, 1965-68
- 3 Lenny Moore, 1956-58
- 3 Jim O'Brien, 1970-72
- 3 Toni Linhart, 1976-78
- 3 Raul Allegre, 1983-85
- 3 Adam Vinatieri, 2006-08

### **MOST KICK-SCORING POINTS (GAME)**

- 18 Lou Michaels vs. S.F., Sept. 25, 1966
- 17 Lou Michaels vs. St.L., Oct. 12, 1964
- 17 Cary Blanchard at Buf, Sept. 21, 1997
- 17 Mike Vanderjagt, vs. Den, Jan. 6, 2002
- 17 Mike Vanderjagt at Ten, Dec. 7, 2003
- 17 Adam Vinatieri vs. Chi, Oct. 9, 2016
- 16 Lou Michaels at Chi, Nov. 8, 1964
- 16 Toni Linhart vs. Buf, Dec. 12, 1965
- 16 Raul Allegre at Phil, Oct. 30, 1983
- 16 Dean Biasucci at Mia, Nov. 15, 1987
- 16 Mike Vanderjagt vs. Balt, Oct. 13, 2002
- 16 Adam Vinatieri vs. Ten, Dec. 1, 2013
- 16 Adam Vinatieri at NYG, Nov. 3, 2014
- 15 (6 times) Last: Adam Vinatieri vs. Hou, Nov. 16, 2008

### **MOST NON KICK-SCORING POINTS (SEASON)**

- 120 Lenny Moore, 1964
- 110 Edgerrin James, 2000
- 102 Edgerrin James, 1999
- 92 Joseph Addai, 2007
- 90 Lenny Moore, 1961
- 90 Lydell Mitchell, 1975
- 90 Eric Dickerson, 1988
- 90 Marvin Harrison, 2001
- 90 Marvin Harrison, 2004

### **MOST SEASONS 100+ POINTS**

- 9 Adam Vinatieri, 2006-08, 10, 12-16
- 8 Mike Vanderjagt, 1998-05
- 4 Lou Michaels, 1964-65, 67-68
- 2 Cary Blanchard, 1996-97
- 2 Edgerrin James, 1999-00
- 1 Allegre/Biasucci/Linhart/Martin/Moore

### **MOST CONSECUTIVE SEASONS 100+ POINTS**

- 8 Mike Vanderjagt, 1998-05
- 5 Adam Vinatieri, 2012-16
- 3 Adam Vinatieri, 2006-08
- 2 Lou Michaels, 1964-65, 67-68
- 2 Cary Blanchard, 1996-97
- 2 Edgerrin James, 1999-00

## **TOUCHDOWNS**

### **MOST (CAREER)**

- 128 Marvin Harrison, 1996-08
- 113 Lenny Moore, 1956-67
- 82 Reggie Wayne, 2001-14
- 75 Edgerrin James, 1999-05
- 68 Raymond Berry, 1955-67
- 58 Don McCauley, 1971-81
- 57 Tom Matte, 1961-72
- 51 Marshall Faulk, 1994-98
- 50 Jimmy Orr, 1961-70
- 48 Joseph Addai, 2006-11

### **MOST (SEASON)**

- 20 Lenny Moore, 1964
- 18 Edgerrin James, 2000
- 17 Edgerrin James, 1999
- 15 Lenny Moore, 1961
- 15 Lydell Mitchell, 1975
- 15 Eric Dickerson, 1988
- 15 Marvin Harrison, 2001
- 15 Marvin Harrison, 2004
- 15 Joseph Addai, 2007

### **MOST (ROOKIE)**

- 17 Edgerrin James, 1999
- 13 Curtis Dickey, 1980
- 12 Marshall Faulk, 1994
- 10 Dominic Rhodes, 2001
- 9 (3 times) Last: Rodney Culver, 1992

### **MOST (GAME)**

- 4 Lenny Moore vs. Chi, Oct. 4, 1958
- 4 Lenny Moore vs. LA Rams, Oct. 16, 1960
- 4 Lenny Moore vs. Min, Oct. 1, 1961
- 4 Lydell Mitchell vs. Buf, Oct. 12, 1975
- 4 Eric Dickerson vs. Den, Oct. 31, 1988
- 4 Joseph Addai vs. Phil, Nov. 26, 2006
- 3 (41 times) Last: Dwayne Allen at NYJ, Dec. 5, 2016

### **MOST (ROOKIE-GAME)**

- 4 Joseph Addai vs. Phil, Nov. 26, 2006
- 3 Billy Vessels vs. LA Rams, Nov. 25, 1956
- 3 Marshall Faulk vs. Hou, Sept. 4, 1994
- 3 Marvin Harrison at K.C., Dec. 15, 1996
- 3 Edgerrin James at Phil, Nov. 21, 1999
- 3 Edgerrin James at Cle, Dec. 26, 1999
- 2 (30 times) Last: Donte Moncrief vs. Was, Nov. 30, 2014

## **MOST CONSECUTIVE GAMES**

### **SCORING TD**

- 18 Lenny Moore, G7-9-1963, G1-1964/G1-1965
- 11 Lydell Mitchell, G6-1975/G2-1976
- 8 Edgerrin James, G3-10, 2005
- 7 Raymond Berry, G8-1959/G2-1960
- 7 Curtis Dickey, G7-13, 1980
- 6 Lenny Moore, G9-1957/G2-1958
- 6 Lenny Moore, G6-11, 1961
- 6 Tom Matte, G2-7, 1969
- 5 (11 times) Last: Donte Moncrief, G8-12, 2016

### **MOST CONSECUTIVE GAMES SCORING TD (ROOKIE)**

- 7 Curtis Dickey, G7-13, 1980
- 5 Alan Ameche, G1-5, 1955
- 4 Lenny Moore, G3-6, 1956
- 4 Marshall Faulk, G8-11, 1994
- 4 James Mungro, G11-14, 2002
- 3 (5 times) Last: Austin Collie, G12-14, 2009

### **MOST SEASONS LEADING TEAM**

- 6 Lenny Moore, 1956-58, 60-61, 64
- 5 Marvin Harrison, 1996, 01-02, 04, 06
- 4 Marshall Faulk, 1994-95, 97-98
- 4 Edgerrin James, 1999-00, 03, 05
- 3 Tom Matte, 1967-69
- 3 Curtis Dickey, 1980-81, 83

### **MOST CONSECUTIVE SEASONS**

#### **LEADING TEAM**

- 3 Lenny Moore, 1956-58
- 3 Tom Matte, 1967-69
- 2 (10 times) Last: Marvin Harrison, 2001-02

### **MOST 10+ TD SEASONS**

- 8 Marvin Harrison, 1999-06
- 5 Lenny Moore, 1957-58, 60-61, 64
- 4 Edgerrin James, 1999-00, 03, 05
- 3 Tom Matte, 1967-69
- 3 Marshall Faulk, 1994-95, 98
- 3 Reggie Wayne, 2004, 07, 09
- 2 Addai/Berry/Clark/Dickey/McCauley/Orr
- 1 Bulaich/Carr/Dickey/Mitchell/Rhodes/Stokley

### **MOST CONSECUTIVE 10+ TD SEASONS**

- 8 Marvin Harrison, 1999-06
- 3 Tom Matte, 1967-69
- 2 Lenny Moore, 1957-58, 60-61
- 2 Raymond Berry, 1959-60
- 2 Don McCauley, 1975-76
- 2 Curtis Dickey, 1980-81
- 2 Marshall Faulk, 1994-95
- 2 Edgerrin James, 1999-00

## **POINTS AFTER TOUCHDOWN**

### **MOST ATTEMPTS (CAREER)**

420	Adam Vinatieri, 2006-16
346	Mike Vanderjagt, 1998-05
270	Lou Michaels, 1964-69
261	Dean Biasucci, 1984, 86-94
195	Toni Linhart, 1974-79
189	Steve Myhra, 1957-61
98	Jim O'Brien, 1970-72
77	Raul Allegre, 1983-85
75	Steve Mike-Mayer, 1979-80
73	Cary Blanchard, 1995-97

### **MOST ATTEMPTS (SEASON)**

60	Mike Vanderjagt, 2004
54	Lou Michaels, 1964
52	Toni Linhart, 1975
52	Mike Vanderjagt, 2005
51	Steve Myhra, 1958
51	Steve Myhra, 1959
51	Toni Linhart, 1976
51	Adam Vinatieri, 2007
51	Adam Vinatieri, 2010

### **MOST ATTEMPTS (ROOKIE)**

38	Jim O'Brien, 1970
26	Tom Feamster, 1956
24	George Hunt, 1973
24	Raul Allegre, 1983
23	Buck McPhail, 1953

### **MOST MADE (CAREER)**

414	Adam Vinatieri, 2006-16
344	Mike Vanderjagt, 1998-05
263	Lou Michaels, 1964-69
255	Dean Biasucci, 1984, 86-94
184	Toni Linhart, 1974-79
180	Steve Myhra, 1957-61
95	Jim O'Brien, 1970-72

### **MOST MADE (SEASON)**

59	Mike Vanderjagt, 2004
53	Lou Michaels, 1964
52	Mike Vanderjagt, 2005
51	Toni Linhart, 1975
51	Adam Vinatieri, 2010
50	Steve Myhra, 1959
50	Adam Vinatieri, 2014
49	Toni Linhart, 1976
49	Adam Vinatieri, 2007
48	Steve Myhra, 1958
48	Lou Michaels, 1965
48	Lou Michaels, 1968

### **MOST MADE (ROOKIE)**

36	Jim O'Brien, 1970
24	Tom Feamster, 1956
22	George Hunt, 1973
22	Raul Allegre, 1983
21	Buck McPhail, 1953

### **MOST MADE (GAME)**

8	Tom Feamster vs. LA Rams, Nov. 5, 1956
8	Steve Myhra vs. G.B., Nov. 2, 1958
7	Steve Myhra vs. Chi, Oct. 4, 1958
7	Lou Michaels vs. Chi, Sept. 27, 1964
7	Lou Michaels at Atl, Nov. 12, 1967
7	Toni Linhart vs. NYJ, Nov. 16, 1975
7	Toni Linhart vs. Buf, Dec. 12, 1976
7	Raul Allegre vs. Buf, Oct. 6, 1985
7	Dean Biasucci vs. Den, Oct. 31, 1988
7	Mike Vanderjagt at N.O., Sept. 28, 2003
7	Mike Vanderjagt vs. Hou, Nov. 14, 2004
7	Adam Vinatieri vs. Was, Nov. 30, 2014

### **MOST MADE (ROOKIE-GAME)**

8	Tom Feamster vs. LA Rams, Nov. 5, 1956
---	--

### **MOST CONSECUTIVE PATS**

209	Adam Vinatieri, 2010-15
149	Mike Vanderjagt, 2001-04
125	Mike Vanderjagt, 1998-01
103	Lou Michaels, 1964-66
97	Adam Vinatieri, 2007-09
77	Dean Biasucci, 1986-88
73	Cary Blanchard, 1995-97
70	Mike Vanderjagt, 2004-05
62	Jim O'Brien, 1971-72
62	Mike Vanderjagt, 2001-02
56	Toni Linhart, 1975-76

### **HIGHEST PERCENTAGE (CAREER-50 MIN.)**

100.0	Cary Blanchard, 1995-97
99.4	Mike Vanderjagt, 1998-05
98.6	Adam Vinatieri, 2006-16
97.7	Dean Biasucci, 1984, 86-94
97.4	Lou Michaels, 1964-69
97.0	Jim O'Brien, 1970-72
95.2	Steve Myhra, 1957-61
94.7	Steve Mike-Mayer, 1979-80
94.4	Toni Linhart, 1974-79
93.5	Raul Allegre, 1983-85

### **HIGHEST PERCENTAGE (SEASON-20 ATT.)**

100.0	Lou Michaels, 1965
100.0	Jim O'Brien, 1972
100.0	Toni Linhart, 1974
100.0	Dean Biasucci (3), 1987, 92, 94
100.0	Cary Blanchard (3), 1995-97
100.0	Mike Vanderjagt (6), 1998-00, 02-03, 05
100.0	Adam Vinatieri (7) 2006, 08, 10, 11, 12, 13, 14
100.0	Matt Stover, 2009

### **HIGHEST PERCENTAGE (ROOKIE-SEASON-20 ATT.)**

94.7	Jim O'Brien, 1970
92.3	Tom Feamster, 1956
91.7	George Hunt, 1973
91.7	Raul Allegre, 1983
91.3	Buck McPhail, 1953

## **FIELD GOALS**

### **MOST ATTEMPTS (CAREER)**

305	Adam Vinatieri, 2006-16
250	Dean Biasucci, 1984, 86-94
248	Mike Vanderjagt, 1998-05
197	Lou Michaels, 1964-69
116	Toni Linhart, 1974-79
105	Cary Blanchard, 1995-97
94	Jim O'Brien, 1970-72
91	Steve Myhra, 1957-61
81	Bert Rechichar, 1953-59
79	Raul Allegre, 1983-85

### **MOST ATTEMPTS (SEASON)**

41	Cary Blanchard, 1997
40	Adam Vinatieri, 2013
40	Cary Blanchard, 1996
39	Steve Myhra, 1961
39	Jim Martin, 1963
39	Lou Michaels, 1966
38	Mike Vanderjagt, 1999
37	Lou Michaels, 1967
37	Mike Vanderjagt, 2003
35	Lou Michaels, 1964
35	Raul Allegre, 1983

### **MOST ATTEMPTS (ROOKIE)**

35	Raul Allegre, 1983
34	Jim O'Brien, 1970

### **MOST ATTEMPTS (GAME)**

6	Toni Linhart vs. NYJ, Nov. 28, 1976
6	Raul Allegre at Phil, Oct. 30, 1983
6	Dean Biasucci vs. Mia, Sept. 25, 1988

**MOST ATTEMPTS (ROOKIE-GAME)**

- 6 Raul Allegre at Phil, Oct. 30, 1983
- 5 Jim O'Brien vs. Phil, Dec. 6, 1970
- 5 Raul Allegre at Den, Nov. 11, 1983
- 4 (5 times) Last: Raul Allegre vs. Chi, Sept. 25, 1983

**MOST FGS MADE (CAREER)**

- 265 Adam Vinatieri, 2006-16
- 217 Mike Vanderjagt, 1998-05
- 176 Dean Biasucci, 1984, 86-94
- 107 Lou Michaels, 1964-69
- 87 Cary Blanchard, 1995-97
- 70 Toni Linhart, 1974-79
- 57 Raul Allegre, 1983-85
- 52 Jim O'Brien, 1970-72
- 44 Steve Myhra, 1957-61

**MOST FGS MADE (SEASON-16 MIN.)**

- 37 Mike Vanderjagt, 2003
- 36 Cary Blanchard, 1996
- 35 Adam Vinatieri, 2013
- 34 Mike Vanderjagt, 1999
- 32 Cary Blanchard, 1997
- 30 Raul Allegre, 1983
- 30 Adam Vinatieri, 2014
- 28 Mike Vanderjagt, 2001
- 27 Mike Vanderjagt, 1998
- 26 Dean Biasucci, 1993
- 26 Adam Vinatieri, 2010
- 26 Adam Vinatieri, 2012
- 25 Dean Biasucci, 1988
- 25 Mike Vanderjagt, 2000
- 25 Adam Vinatieri, 2006
- 25 Adam Vinatieri, 2015

**MOST FGS MADE (ROOKIE)**

- 30 Raul Allegre, 1983
- 19 Jim O'Brien, 1970
- 16 George Hunt, 1973

**MOST FGS MADE (GAME)**

- 5 Lou Michaels vs. S.F., Sept. 25, 1966
- 5 Raul Allegre at Phil, Oct. 30, 1983
- 5 Dean Biasucci vs. Mia, Sept. 25, 1988
- 5 Cary Blanchard at Buf, Sept. 21, 1997
- 5 Mike Vanderjagt vs. Den, Jan 6, 2002
- 5 Mike Vanderjagt vs. Balt, Oct. 13, 2002
- 5 Mike Vanderjagt at Ten, Dec. 7, 2003
- 5 Adam Vinatieri vs. Ten, Dec. 1, 2013
- 5 Adam Vinatieri vs. Chi, Oct. 9, 2016

**MOST FGS MADE (ROOKIE-GAME)**

- 5 Raul Allegre at Phil, Oct. 30, 1983
- 4 Raul Allegre at Den, Dec. 11, 1983
- 3 Jim O'Brien at S.D., Sept. 20, 1970
- 3 Jim O'Brien at NYJ, Oct. 18, 1970
- 3 Jim O'Brien vs. Phil, Dec. 6, 1970
- 3 George Hunt at N.E., Oct. 7, 1973
- 3 George Hunt at Det, Oct. 21, 1973
- 3 Raul Allegre at N.E., Sept. 4, 1983
- 3 Raul Allegre at Buf, Sept. 18, 1983
- 3 Raul Allegre vs. Chi, Sept. 25, 1983

**HIGHEST PERCENTAGE (CAREER-30 MIN.)**

- 87.5 Mike Vanderjagt, 1998-05
- 86.9 Adam Vinatieri, 2006-16
- 82.9 Cary Blanchard, 1995-97
- 72.2 Raul Allegre, 1983-85
- 70.4 Dean Biasucci, 1984, 86-94
- 61.5 Jim Martin, 1963
- 60.5 Toni Linhart, 1974-79
- 55.3 Jim O'Brien, 1970-72
- 54.0 Lou Michaels, 1964-69

**HIGHEST PERCENTAGE (SEASON-20 MIN.)**

- 100.0 Mike Vanderjagt, 2003
- 96.8 Adam Vinatieri, 2014
- 92.9 Adam Vinatieri, 2010
- 92.6 Adam Vinatieri, 2015
- 92.0 Mike Vanderjagt, 2005
- 90.0 Cary Blanchard, 1996
- 89.5 Mike Vanderjagt, 1999
- 89.3 Adam Vinatieri, 2006
- 88.9 Dean Biasucci, 1987
- 87.5 Adam Vinatieri, 2013
- 87.1 Mike Vanderjagt, 1998
- 85.7 Raul Allegre, 1983
- 85.2 Adam Vinatieri, 2011
- 83.9 Dean Biasucci, 1993

**HIGHEST PERCENTAGE (ROOKIE-20 MIN.)**

- 85.7 Raul Allegre, 1983
- 57.1 George Hunt, 1973
- 55.9 Jim O'Brien, 1970

**HIGHEST PERCENTAGE (GAME-5 MIN.)**

- 100.0 Lou Michaels vs. S.F., Sept. 25, 1966
- 100.0 Cary Blanchard at Buf, Sept. 21, 1997
- 100.0 Mike Vanderjagt vs. Den, Jan. 6, 2002
- 100.0 Mike Vanderjagt at Ten, Dec. 7, 2003
- 100.0 Adam Vinatieri vs. Ten, Dec. 1, 2013
- 100.0 Adam Vinatieri vs. Chi, Oct. 9, 2016

**MOST CONSECUTIVE****SUCCESSFUL FIELD GOALS**

- \*44 Adam Vinatieri, G4-16, 2015/G9-2016
- 42 Mike Vanderjagt, G15-16, 2002/G1, 2004
- 35 Adam Vinatieri, G14-16, 2013/G1-16, 2014
- 28 Mike Vanderjagt, G7-16, 1999/G1-2000
- 17 Adam Vinatieri, G6-16, 2010
- 16 Mike Vanderjagt, G2-11, 2000
- 16 Mike Vanderjagt, G6-15, 2005
- 15 Adam Vinatieri, G1-2, 6-8, 2006
- 13 Cary Blanchard, G8-12, 1996
- 13 Cary Blanchard, G1-6, 1997
- 12 Adam Vinatieri, G12-16, 2006/G2, 2007
- 11 Jim O'Brien, G1-5, 1971
- 11 Adam Vinatieri, G4-7, 2013

**MOST CONSECUTIVE GAMES SCORING FIELD GOALS**

- 23 Mike Vanderjagt, G15-16, 2002/G1-4, 6, 2004
- 21 Cary Blanchard, G3-1996/G7-1997
- 21 Mike Vanderjagt, G3-16, 1999/G7-2000
- 18 Dean Biasucci, G8-1988/G9-1989
- 16 Adam Vinatieri, G8-2015/G7-2016
- 14 Adam Vinatieri, G11-16, 2006/G8, 2007
- 14 Adam Vinatieri, G14-16, 2013/G1-G11, 2014
- 12 Toni Linhart, G3-14, 1977

**LONGEST FIELD GOAL**

- 58 Dan Miller at S.D., Dec. 26, 1982
- 56 Bert Rechichar vs. Chi, Sept. 27, 1953
- 55 Raul Allegre at Den, Dec. 11, 1983
- 55 Dean Biasucci at Den, Oct. 15, 1989
- 55 Dean Biasucci at Mia, Dec. 30, 1990
- 55 Adam Vinatieri vs. Den, Nov. 8, 2015
- 54 Raul Allegre vs. S.D., Nov. 4, 1984
- 54 Dean Biasucci at N.E., Nov. 11, 1990
- 54 Dean Biasucci at Sea, Sept. 29, 1991
- 54 Mike Vanderjagt at Den, Nov. 24, 2002
- 54 Adam Vinatieri vs. Jax, Oct. 4, 2015
- 54 Adam Vinatieri vs. Chi, Oct. 9, 2016
- 53 Lou Michaels vs. Dal, Dec. 3, 1967
- 53 Raul Allegre at Cin, Oct. 2, 1983
- 53 Dean Biasucci vs. Chi, Sept. 11, 1988
- 53 Dean Biasucci at Cin, Sept. 12, 1993
- 53 Mike Vanderjagt at Balt, Nov. 29, 1998
- 53 Mike Vanderjagt at Mia, Dec. 5, 1999

**LONGEST FIELD GOAL cont...**

- 53 Adam Vinatieri vs. K.C., Oct. 9, 2011
- 53 Adam Vinatieri vs. Min, Sept. 16, 2012
- 53 Adam Vinatieri vs. Ten, Dec. 9, 2012
- 53 Adam Vinatieri vs. NE, Nov. 16, 2014
- 53 Adam Vinatieri at Jax, Oct. 2, 2016
- 53 Adam Vinatieri vs. Chi, Oct. 9, 2016
- 53 Adam Vinatieri at NYJ, Dec. 5, 2016

**LONGEST FIELD GOAL (ROOKIE)**

- 58 Dan Miller at S.D., Dec. 26, 1982
- 55 Raul Allegre at Den, Dec. 11, 1983
- 53 Raul Allegre at Cin, Oct. 2, 1983
- 50 Dean Biasucci vs. St.L., Sept. 16, 1984
- 48 Jim O'Brien vs. Bos, Oct. 25, 1970

**MOST 50+ FIELD GOALS (CAREER)**

- 26 Adam Vinatieri, 2006-16
- 18 Dean Biasucci, 1984, 86-94
- 14 Mike Vanderjagt, 1998-05
- 7 Raul Allegre, 1983-85
- 7 Cary Blanchard, 1995-97
- 4 Bert Rechichar, 1953-59
- 3 Lou Michaels, 1964-69
- 2 Dan Miller, 1982
- 1 Martin/Myhra/O'Brien

**MOST 50+ FIELD GOALS (SEASON)**

- 7 Adam Vinatieri, 2016
- 6 Dean Biasucci, 1988
- 6 Mike Vanderjagt, 1998
- 5 Cary Blanchard, 1996
- 4 Raul Allegre, 1983
- 4 Adam Vinatieri, 2012
- 4 Adam Vinatieri, 2013
- 4 Adam Vinatieri, 2015
- 3 Raul Allegre, 1984
- 3 Mike Vanderjagt, 2001
- 3 Mike Vanderjagt, 2002
- 3 Adam Vinatieri, 2014

**MOST 50+ FIELD GOALS (GAME)**

- 2 Dean Biasucci vs. Mia, Sept. 25, 1988
- 2 Mike Vanderjagt at Den, Nov. 24, 2002
- 2 Adam Vinatieri at S.D., Oct. 14, 2013
- 2 Adam Vinatieri vs. Chi, Oct. 9, 2016

**MOST SEASONS 50+ FIELD GOALS**

- 10 Dean Biasucci, 1984, 86-94
- 7 Adam Vinatieri, 2008, 11-16
- 5 Mike Vanderjagt, 1998-99, 01-03
- 3 Cary Blanchard, 1995-97

**MOST SEASONS 50+ FIELD GOALS**

- cont...
- 2 Rechichar/Michaels/Allegre

**MOST CONSC. SEASONS 50+ FGS**

- 10 Dean Biasucci, 1984, 86-94
- 6 Adam Vinatieri, 2011-16
- 3 Cary Blanchard, 1995-97
- 3 Mike Vanderjagt, 2001-03
- 2 Raul Allegre, 1983-84
- 2 Mike Vanderjagt, 1998-99

**MOST CONSC. SUCCESSFUL 50+ FIELD GOALS**

- 9 Adam Vinatieri, 2015-16
- 7 Adam Vinatieri, 2013-14
- 6 Cary Blanchard, 1995-96
- 5 Mike Vanderjagt, 2001-03
- 4 Raul Allegre, 1983
- 3 Dean Biasucci, 1986-87
- 3 Dean Biasucci, 1988
- 3 Mike Vanderjagt, 1998 (twice)

**RUSHING****MOST ATTEMPTS (CAREER)**

- 2188 Edgerrin James, 1999-05
- 1391 Lydell Mitchell, 1972-77
- 1389 Marshall Faulk, 1994-98
- 1258 Eric Dickerson, 1987-91
- 1200 Tom Matte, 1961-72
- 1095 Joseph Addai, 2006-11
- 1069 Lenny Moore, 1956-67
- 990 Randy McMillan, 1981-86
- 964 Ian Ameche, 1955-60
- 800 Curtis Dickey, 1980-85

**MOST ATTEMPTS (SEASON)**

- 388 Eric Dickerson, 1988
- 387 Edgerrin James, 2000
- 369 Edgerrin James, 1999
- 360 Edgerrin James, 2005
- 334 Edgerrin James, 2004
- 324 Marshall Faulk, 1998
- 314 Eric Dickerson, 1989
- 314 Marshall Faulk, 1994
- 310 Edgerrin James, 2003
- 301 Lydell Mitchell, 1977

**MOST ATTEMPTS (ROOKIE)**

- 369 Edgerrin James, 1999
- 314 Marshall Faulk, 1994
- 233 Dominic Rhodes, 2001
- 226 Joseph Addai, 2006
- 213 Alan Ameche, 1955
- 211 Vick Ballard, 2012

**MOST ATTEMPTS (GAME)**

- 40 Lydell Mitchell at NYJ, Oct. 20, 1974
- 38 Edgerrin James at Sea, Oct. 15, 2000
- 36 Eric Dickerson vs. Buf, Dec. 18, 1988

**MOST ATTEMPTS (GAME)**

- cont...
- 36 Edgerrin James vs. NYJ, Nov. 16, 2003
- 35 Lydell Mitchell vs. Mia, Dec. 9, 1973
- 35 Eric Dickerson vs. S.D., Nov. 8, 1987
- 34 Lydell Mitchell vs. N.E., Dec. 16, 1973
- 34 Lydell Mitchell vs. N.E., Dec. 21, 1975
- 34 Dominic Rhodes at Buf, Nov. 4, 2001
- 34 Edgerrin James at N.E., Nov. 7, 2005
- 33 Lydell Mitchell at Atl, Nov. 17, 1974
- 33 Lydell Mitchell vs. Mia, Oct. 10, 1976
- 33 Eric Dickerson vs. T.B., Dec. 27, 1987

**MOST ATTEMPTS (ROOKIE-GAME)**

- 34 Dominic Rhodes at Buf, Nov. 4, 2001
- 32 Edgerrin James at N.E., Sept. 19, 1999
- 31 Dominic Rhodes vs. Den, Jan 6, 2002
- 29 Dominic Rhodes vs. Atl, Dec. 16, 2001
- 28 Rodney Culver at N.E., Dec. 6, 1992
- 28 Edgerrin James at Cle, Dec. 26, 1999
- 28 James Mungro at Phil, Nov. 10, 2002

**MOST SEASONS LEADING TEAM**

- 6 Edgerrin James, 1999-00, 02-05
- 5 Alan Ameche, 1955-59
- 5 Tom Matte, 1963, 67-69, 71
- 5 Lydell Mitchell, 1973-77
- 5 Eric Dickerson, 1987-91
- 5 Marshall Faulk, 1994-98
- 4 Randy McMillan, 1982, 84-86
- 4 Joseph Addai, 2006-09
- 3 Lenny Moore, 1960, 62, 64
- 3 Curtis Dickey, 1980-81, 83

**MOST CONSC. SEASONS LEADING TEAM**

- 5 Alan Ameche, 1955-59
- 5 Lydell Mitchell, 1973-77
- 5 Eric Dickerson, 1987-91
- 5 Marshall Faulk, 1994-98
- 4 Edgerrin James, 2002-05
- 4 Joseph Addai, 2006-09



## **MOST CONSC. SEASONS**

### **LEADING TEAM** cont...

- 3 Tom Matte, 1967-69
- 3 Randy McMillan, 1984-86
- 2 Curtis Dickey, 1980-81
- 2 Edgerrin James, 1999-00
- 2 Donald Brown, 2010-11

## **MOST SEASONS 100+ ATTEMPTS**

- 7 Edgerrin James, 1999-05
- 6 Randy McMillan, 1981-86
- 6 Joseph Addai, 2006-11
- 5 Alan Ameche, 1955-59
- 5 Tom Matte, 1963, 67-69, 71
- 5 Lydell Mitchell, 1973-77
- 5 Eric Dickerson, 1987-91
- 5 Marshall Faulk, 1994-98
- 4 Curtis Dickey, 1980-81, 83-84
- 4 Donald Brown, 2010-13

## **MOST CONSC. SEASONS**

### **100+ ATTEMPTS**

- 7 Edgerrin James, 1999-05
- 6 Randy McMillan, 1981-86
- 6 Joseph Addai, 2006-11
- 5 Alan Ameche, 1955-59
- 5 Lydell Mitchell, 1973-77
- 5 Eric Dickerson, 1987-91
- 5 Marshall Faulk, 1994-98

## **MOST GAMES WITH ATTEMPTS (CAREER)**

- 164 John Unitas, 1956-72
- 143 Peyton Manning, 1998-11
- 134 Lenny Moore, 1956-67
- 127 Tom Matte, 1961-72
- 126 Don McCauley, 1971-81

## **MOST YARDS (CAREER)**

- 9226 Edgerrin James, 1999-05
- 5487 Lydell Mitchell, 1972-77
- 5320 Marshall Faulk, 1994-98
- 5194 Eric Dickerson, 1987-91
- 5174 Lenny Moore, 1956-67
- 4646 Tom Matte, 1961-72
- 4045 Alan Ameche, 1955-60
- 4453 Joseph Addai, 2006-11
- 3876 Randy McMillan, 1981-86
- 3490 Curtis Dickey, 1980-85

## **MOST YARDS (SEASON)**

- 1709 Edgerrin James, 2000
- 1659 Eric Dickerson, 1988
- 1553 Edgerrin James, 1999
- 1548 Edgerrin James, 2004
- 1506 Edgerrin James, 2005
- 1319 Marshall Faulk, 1998
- 1311 Eric Dickerson, 1989
- 1282 Marshall Faulk, 1994
- 1259 Edgerrin James, 2003

## **MOST YARDS (SEASON)** cont...

- 1200 Lydell Mitchell, 1976
- 1193 Lydell Mitchell, 1975
- 1159 Lydell Mitchell, 1977
- 1122 Curtis Dickey, 1983
- 1104 Dominic Rhodes, 2001
- 1081 Joseph Addai, 2006
- 1078 Marshall Faulk, 1995
- 1072 Joseph Addai, 2007
- 1054 Marshall Faulk, 1997
- 1011 Eric Dickerson, 1987

## **MOST YARDS (ROOKIE)**

- 1553 Edgerrin James, 1999
- 1282 Marshall Faulk, 1994
- 1104 Dominic Rhodes, 2001
- 1081 Joseph Addai, 2006
- 961 Alan Ameche, 1955
- 814 Vick Ballard, 2012

## **MOST YARDS (GAME)**

- 219 Edgerrin James at Sea, Oct. 15, 2000
- 204 Edgerrin James at Chi, Nov. 21, 2004
- 198 Norm Bulaich vs. NYJ, Sept. 19, 1971
- 196 Eric Dickerson vs. T.B., Dec. 27, 1987
- 194 Alan Ameche vs. Chi, Sept. 25, 1955
- 192 Marshall Faulk at Balt, Nov. 29, 1998
- 185 Lenny Moore vs. G.B., Oct. 28, 1956
- 178 Lydell Mitchell vs. K.C., Nov. 30, 1975
- 177 Marshall Faulk vs. St.L. Rams, Oct. 1, 1995
- 177 Dominic Rhodes vs. Atl, Dec. 16, 2001

## **MOST YARDS**

### **(ROOKIE-GAME 150+ YARDS)**

- 194 Alan Ameche vs. Chi, Sept. 25, 1955
- 185 Lenny Moore vs. G.B., Oct. 28, 1956
- 177 Dominic Rhodes vs. Atl, Dec. 16, 2001
- 171 Joseph Addai, vs. Phil, Nov. 26, 2006
- 153 Alan Ameche vs. Det, Oct. 1, 1955

## **MOST SEASONS LEADING TEAM**

- 6 Edgerrin James, 1999-00, 02-05
- 5 Alan Ameche, 1955-59
- 5 Lydell Mitchell, 1973-77
- 5 Eric Dickerson, 1987-91
- 5 Marshall Faulk, 1994-98
- 4 Tom Matte, 1963, 67-69
- 4 Randy McMillan, 1982, 84-86
- 4 Joseph Addai, 2006-09
- 3 Lenny Moore, 1960, 62, 64
- 3 Curtis Dickey, 1980-81, 83

## **MOST CONSC. SEASONS LEADING TEAM**

- 5 Alan Ameche, 1955-59
- 5 Lydell Mitchell, 1973-77
- 5 Eric Dickerson, 1987-91
- 5 Marshall Faulk, 1994-98
- 4 Edgerrin James, 2002-05
- 4 Joseph Addai, 2006-09
- 3 Tom Matte, 1967-69
- 3 Randy McMillan, 1984-86

## **MOST 100+ GAMES (CAREER)**

- 49 Edgerrin James, 1999-05
- 24 Eric Dickerson, 1987-91
- 16 Lydell Mitchell, 1972-77
- 14 Marshall Faulk, 1994-98
- 8 Joseph Addai, 2006-11
- 7 Alan Ameche, 1955-60
- 6 Lenny Moore, 1956-67
- 6 Curtis Dickey, 1980-85
- 6 Randy McMillan, 1981-86

## **MOST 100+ GAMES (SEASON)**

- 10 Edgerrin James, 1999
- 9 Edgerrin James, 2000
- 9 Edgerrin James, 2005
- 8 Eric Dickerson, 1988
- 8 Edgerrin James, 2004
- 6 Eric Dickerson, 1987
- 6 Eric Dickerson, 1989
- 6 Edgerrin James, 2003
- 5 Lydell Mitchell, 1975
- 5 Edgerrin James, 2001
- 5 Dominic Rhodes, 2001

## **MOST 100+ GAMES (ROOKIE)**

- 10 Edgerrin James, 1999
- 5 Dominic Rhodes, 2001
- 4 Marshall Faulk, 1994
- 3 Alan Ameche, 1955
- 2 Lenny Moore, 1956
- 2 Roosevelt Potts, 1993
- 2 Joseph Addai, 2006



**MOST CONSC. 100+ GAMES**

- 5 Edgerrin James, G14-16, 2000/  
G2, 2001
- 5 Edgerrin James, G5-9, 2005
- 4 Eric Dickerson, G8-11, 1987
- 4 Edgerrin James, G7-10, 1999
- 4 Edgerrin James, G10-13, 2004
- 3 Lydell Mitchell, G10-12, 1975
- 3 Eric Dickerson, G14-15-1987/  
G1-1988
- 3 Eric Dickerson, G3-5, 1988
- 3 Eric Dickerson, G16-1988/  
G2-1989
- 3 Edgerrin James, G6-8, 2000
- 3 Edgerrin James, G4-6, 2001
- 3 Edgerrin James, G16, 2003/G2,  
2004

**MOST YARDS TWO RUSHERS  
(SEASON)**

- 1924 Dickey (1122)/McMillan (802), 1983
- 1889 Dickerson (1659)/Bentley (230), 1988
- 1825 James (1709)/Manning (116), 2000
- 1802 James (1548)/Rhodes (254), 2004
- 1766 Rhodes (1104)/James (662), 2001

**MOST TOUCHDOWNS (CAREER)**

- 64 Edgerrin James, 1999-05
- 63 Lenny Moore, 1956-67
- 45 Tom Matte, 1961-72
- 42 Marshall Faulk, 1994-98
- 40 Alan Ameche, 1955-60
- 40 Don McCauley, 1971-81
- 39 Joseph Addai, 2006-11
- 32 Eric Dickerson, 1987-91
- 27 Lydell Mitchell, 1972-77
- 26 Curtis Dickey, 1980-85

**MOST TOUCHDOWNS (SEASON)**

- 16 Lenny Moore, 1964
- 14 Eric Dickerson, 1988
- 13 Edgerrin James (3), 1999-00, 05
- 12 Joseph Addai, 2007
- 11 Tom Matte, 1969
- 11 Lydell Mitchell, 1975
- 11 Curtis Dickey, 1980
- 11 Marshall Faulk (2), 1994-95
- 11 Edgerrin James, 2003
- 10 Don McCauley, 1975
- 10 Joseph Addai, 2009

**MOST TOUCHDOWNS (ROOKIE)**

- 13 Edgerrin James, 1999
- 11 Curtis Dickey, 1980
- 11 Marshall Faulk, 1994
- 9 Alan Ameche, 1955
- 9 Dominic Rhodes, 2001

**MOST TOUCHDOWNS (GAME)**

- 4 Eric Dickerson vs. Den, Oct. 31, 1988
- 4 Joseph Addai vs. Phil,  
Nov. 26, 2006
- 3 Alan Ameche at G.B., Oct. 13, 1957
- 3 Lenny Moore vs. LA Rams,  
Oct. 16, 1960
- 3 Tom Matte vs. Was, Nov. 2, 1969
- 3 Don McCauley at Mia,  
Nov. 23, 1975
- 3 Randy McMillan vs. N.E.,  
Dec. 1, 1985
- 3 Marshall Faulk vs. Hou,  
Sept. 4, 1994
- 3 Marshall Faulk vs. St.L. Rams,  
Oct. 1, 1995
- 3 Edgerrin James at Cle,  
Dec. 26, 1999
- 3 Edgerrin James at Sea,  
Oct. 15, 2000
- 3 Edgerrin James vs. Buf,  
Dec. 11, 2000
- 3 Edgerrin James vs. NYJ,  
Nov. 16, 2003
- 3 Edgerrin James vs. St.L. Rams,  
Oct. 17, 2005

**MOST TOUCHDOWNS (ROOKIE-GAME)**

- 4 Joseph Addai vs. Phil,  
Nov. 26, 2006
- 3 Marshall Faulk vs. Hou,  
Sept. 4, 1994
- 3 Edgerrin James at Cle,  
Dec. 26, 1999
- 2 (23 times) Last: Andrew Luck at  
Jax, Nov. 8, 2012

**MOST GAMES WITH TOUCHDOWNS  
(CAREER)**

- 54 Lenny Moore, 1956-67
- 44 Edgerrin James, 1999-05
- 37 Tom Matte, 1961-72
- 32 Don McCauley, 1971-81
- 32 Marshall Faulk, 1994-98
- 31 Alan Ameche, 1955-60
- 30 Joseph Addai, 2006-11
- 24 Lydell Mitchell, 1972-77
- 22 Curtis Dickey, 1980-85
- 22 Eric Dickerson, 1987-91

**MOST GAMES WITH TOUCHDOWNS  
(SEASON)**

- 12 Lenny Moore, 1964
- 9 Lydell Mitchell, 1975
- 9 Eric Dickerson, 1988
- 9 Edgerrin James (2), 2000, 05
- 9 Joseph Addai (2), 2007, 09
- 8 (6 times) Last: Edgerrin James, 1999

**MOST GAMES WITH TOUCHDOWNS  
(ROOKIE)**

- 8 Alan Ameche, 1955
- 8 Curtis Dickey, 1980
- 8 Edgerrin James, 1999
- 7 Rodney Culver, 1992
- 7 Marshall Faulk, 1994
- 7 Dominic Rhodes, 2001

**MOST CONSC. GAMES RUSHING TDS**

- 11 Lenny Moore, G8-9-1963/G9, 1964
- 9 Lydell Mitchell, G8-14-1975/G1,  
1976
- 7 Curtis Dickey, G9-15, 1980
- 6 Tom Matte, G2-7, 1969
- 6 Edgerrin James, G5-10, 2005
- 5 Alan Ameche, G1-5, 1955
- 5 Edgerrin James, G6-10, 2000
- 4 Lenny Moore, G3-6, 1956
- 4 Jerry Hill, G13-14-1964/G1-2, 1965
- 4 Don McCauley, G3-6, 1976
- 4 Marshall Faulk, G2, 5-6, 8, 1996
- 4 James Munro, G11-14, 2002
- 4 Edgerrin James, G2-5, 2004
- 4 Joseph Addai, G1-4, 2007
- 3 (13 times) Last: Joseph Addai,  
G8-10, 2009

**MOST CONSC. GAMES RUSHING TDS  
(ROOKIE)**

- 7 Curtis Dickey, G9-15, 1980
- 5 Alan Ameche, G1-5, 1955
- 5 Lenny Moore, G3-6, 1956
- 4 James Munro, G11-14, 2002
- 3 (5 times) Last: Dominic Rhodes,  
G13-15, 2001

**MOST SEASONS LEADING TEAM  
(\*tied for lead)**

- 6 Lenny Moore, 1956\*, 60-61, 64,  
65\*, 66\*
- 5 Alan Ameche, 1955, 56\*, 57-59
- 5 Randy McMillan, 1982\*, 83-84, 86\*
- 5 Marshall Faulk, 1994-98
- 5 Edgerrin James, 1999-00, 03-05
- 4 Tom Matte, 1967-69, 71\*
- 4 Don McCauley, 1973\*, 76-78
- 4 Eric Dickerson, 1988-89, 90\*, 91
- 3 Lydell Mitchell, 1973\*, 74-75
- 3 Curtis Dickey, 1980-81, 82\*
- 3 Joseph Addai, 2006-07, 09

**MOST CONSC. SEASONS LEADING  
TEAM (\*tied)**

- 5 Alan Ameche, 1955-59 (56\*)
- 5 Randy McMillan, 1982-86 (82, 86\*)
- 5 Marshall Faulk, 1994-98
- 4 Eric Dickerson, 1988-91 (90\*)

**HIGHEST AVERAGE (CAREER-300 ATT/4.0)**

4.8	Lenny Moore, 1956-67
4.5	Albert Bentley, 1985-91
4.4	Curtis Dickey, 1980-85
4.3	Donald Brown, 2009-13
4.2	Alan Ameche, 1955-60
4.2	Edgerrin James, 1999-05
4.1	Eric Dickerson, 1987-91
4.1	Joseph Addai, 2006-11
4.0	Tony Loric, 1964-67
4.0	Norm Bulaich, 1970-72
4.0	Dominic Rhodes, 2001-06, 08, 10

**HIGHEST AVERAGE (SEASON-80 ATT)**

7.5	Lenny Moore, 1956
7.3	Lenny Moore, 1958
7.0	Lenny Moore, 1961
5.3	Donald Brown, 2013
5.2	George Wonsley, 1985
5.1	Ahmad Bradshaw, 2014
5.1	Tony Loric, 1964
5.0	Lenny Moore, 1957
4.9	Norm Bulaich, 1971
4.8	Alan Ameche, 1956
4.8	Curtis Dickey, 1981
4.8	Joseph Addai, 2006
4.8	Donald Brown, 2011

**HIGHEST AVERAGE (ROOKIE-80 ATT, 4.5+)**

7.5	Lenny Moore, 1956
5.1	Tony Loric, 1964
4.8	Joseph Addai, 2006
4.7	Dominic Rhodes, 2001
4.5	Curtis Dickey, 1980
4.5	Alan Ameche, 1955

**HIGHEST AVERAGE (GAME-10 ATT) \*ROOKIE**

14.2	*Lenny Moore vs. G.B., Oct. 28, 1956
11.3	Lenny Moore at Det, Oct. 19, 1958
11.3	Marshall Faulk at Balt, Nov. 29, 1998
10.9	*Lenny Moore at Cle, Nov. 11, 1956
10.1	Donald Brown vs. Ten, Dec. 18, 2011
9.6	Curtis Dickey at Den, Sept. 20, 1981
9.3	*Ron Lee vs. Hou, Nov. 1, 1976
9.3	Marshall Faulk vs. St.L. Rams, Oct. 1, 1995
9.2	*Alan Ameche vs. Chi, Sept. 25, 1955
9.2	Tom Matte vs. LA Rams, Dec. 15, 1963
9.2	Donald Brown vs. Jax, Dec. 19, 2010
9.1	*Randy McMillan at N.E., Sept. 6, 1981

**LONGEST RUSHES (\*ROOKIE)**

80t	Tom Matte vs. St.L., Oct. 12, 1964
80t	Donald Brown vs. Ten, Dec. 18, 2011
79t	*Alan Ameche vs. Chi, Sept. 25, 1955
79t	*Lenny Moore vs. G.B., Oct. 28, 1956
77t	*Dominic Rhodes at K.C., Oct. 25, 2001
73t	Lenny Moore vs. S.F., Nov. 30, 1958
72t	*Lenny Moore vs. G.B., Oct. 28, 1956
72	*Edgerrin James at NYG, Nov. 14, 1999
70t	*Lenny Moore at Cle, Nov. 11, 1956
70t	Lydell Mitchell vs. K.C., Nov. 30, 1975
70t	Albert Bentley at LA Raid, Dec. 21, 1986
69t	*Ron Lee vs. Hou, Nov. 1, 1976
68t	Marshall Faulk at Balt, Nov. 29, 1998
67t	Norm Bulaich vs. NYJ, Sept. 19, 1971
67t	Curtis Dickey vs. Dal, Dec. 6, 1981
67t	*Owen Gill vs. Hou, Dec. 22, 1985

**PASSING****MOST ATTEMPTS (CAREER)**

7210	Peyton Manning, 1998-11
5110	John Unitas, 1956-72
2582	Andrew Luck, 2012-16
2464	Bert Jones, 1973-81
1536	Jack Trudeau, 1986-93
1532	Jeff George, 1990-93
1230	Jim Harbaugh, 1994-97
1154	Mike Pagel, 1982-85
676	Earl Morrall, 1968-71
576	Marty Domres, 1972-75
533	Greg Landry, 1979-81

**MOST ATTEMPTS (SEASON)**

679	Peyton Manning, 2010
627	Andrew Luck, 2012
616	Andrew Luck, 2014
591	Peyton Manning, 2002
575	Peyton Manning, 1998
571	Peyton Manning (2), 2000, 09
570	Andrew Luck, 2013
566	Peyton Manning, 2003
557	Peyton Manning, 2006
555	Peyton Manning, 2008
547	Peyton Manning, 2001
533	Peyton Manning, 1999
515	Peyton Manning, 2007

**MOST ATTEMPTS (ROOKIE)**

627	Andrew Luck, 2012*
575	Peyton Manning, 1998
417	Jack Trudeau, 1986
334	Jeff George, 1990
237	George Shaw, 1955
233	Chris Chandler, 1988

**MOST ATTEMPTS (GAME)**

59	Jeff George at Was, Nov. 7, 1993
57	Jack Trudeau at NYJ, Nov. 16, 1986
57	Peyton Manning at Hou, Sept. 12, 2010
56	Peyton Manning at S.D., Nov. 11, 2007
55	Andrew Luck vs. G.B., Oct. 7, 2012
54	Peyton Manning at S.D., Sept. 26, 1999
54	Peyton Manning at N.E., Oct. 8, 2000
54	Andrew Luck at Det, Dec. 2, 2012
53	Bert Jones vs. NYJ, Dec. 15, 1974
53	Jack Trudeau vs. NYJ, Sept. 28, 1986
53	Andrew Luck at Den, Sept. 7, 2014
53	Andrew Luck at Cle, Dec. 7, 2014
52	Peyton Manning vs. N.E., Nov. 1, 1998
52	Peyton Manning at N.E., Nov. 21, 2010
51	Peyton Manning at NYJ, Dec. 3, 2000
51	Peyton Manning vs. S.F., Nov. 25, 2001
51	Peyton Manning at Phil, Nov. 7, 2010
50	Peyton Manning vs. Ten, Nov. 3, 2002
50	Peyton Manning at Jax, Dec. 10, 2006
50	Peyton Manning vs. Hou, Nov. 8, 2009
50	Andrew Luck at N.E., Nov. 18, 2012
50	Andrew Luck vs. N.E., Oct. 18, 2015

**MOST ATTEMPTS (ROOKIE-GAME)**

57	Jack Trudeau at NYJ, Nov. 16, 1986
55	Andrew Luck vs. G.B., Oct. 7, 2012
54	Andrew Luck at Det., Dec. 2, 2012
53	Jack Trudeau vs. NYJ, Sept. 28, 1986
52	Peyton Manning vs. N.E., Nov. 1, 1998
50	Andrew Luck at N.E., Nov. 18, 2012
44	Jack Trudeau vs. N.O., Oct. 12, 1986
44	Peyton Manning at NYJ, Sept. 20, 1998
44	Peyton Manning vs. NYJ, Nov. 15, 1998

**MOST SEASONS LEADING TEAM (ATT/COMP)**

15	John Unitas, 1956-67, 69-71
13	Peyton Manning, 1998-10
6	Bert Jones, 1974-77, 80-81
4	Mike Pagel, 1982-85
4	Jeff George, 1990-93
4	Jim Harbaugh, 1994-97
4	Andrew Luck, 2012-15

**MOST CONSC. SEASONS LEADING TEAM (ATT/COMP)**

13	Peyton Manning, 1998-10
12	John Unitas, 1956-67
4	Bert Jones, 1974-77
4	Mike Pagel, 1982-85
4	Jeff George, 1990-93
4	Jim Harbaugh, 1994-97
4	Andrew Luck, 2012-15

**MOST 40+ ATTEMPT GAMES**

59	Peyton Manning, 1998-11
27	Andrew Luck, 2012-16
9	Jack Trudeau, 1986-93
8	John Unitas, 1956-72
8	Bert Jones, 1973-81
8	Jeff George, 1990-93
5	Jim Harbaugh, 1994-97
2	Greg Landry, 1979-81
2	Dan Orlovsky, 2011
2	Matt Hasselbeck, 2015
1	Domres/Hogeboom/Justin/ Painter

**MOST SEASONS 200+ ATTEMPTS**

13	John Unitas, 1957-67, 69-70
13	Peyton Manning, 1998-10
6	Bert Jones, 1974-77, 80-81
5	Andrew Luck, 2012-16
4	Mike Pagel, 1982-85
4	Jeff George, 1990-93
4	Jim Harbaugh, 1994-97
3	Jack Trudeau, 1986-87, 89

**CONSC. SEASONS 200+ ATTEMPTS**

13	Peyton Manning, 1998-10
11	John Unitas, 1957-67
5	Andrew Luck, 2012-16
4	Bert Jones, 1974-77
4	Mike Pagel, 1982-85
4	Jeff George, 1990-93
4	Jim Harbaugh, 1994-97

**MOST GAMES WITH ATTEMPTS (CAREER)**

208	Peyton Manning, 1998-11
202	John Unitas, 1956-72
97	Bert Jones, 1973-81
68	Andrew Luck, 2012-16
61	Jack Trudeau, 1986-93
52	Jim Harbaugh, 1994-97

**MOST COMPLETIONS (CAREER)**

4682	Peyton Manning, 1998-11
2796	John Unitas, 1956-72
1527	Andrew Luck, 2012-16
1382	Bert Jones, 1973-81
874	Jeff George, 1990-93
812	Jack Trudeau, 1986-93
746	Jim Harbaugh, 1994-97
587	Mike Pagel, 1982-85
363	Earl Morrall, 1968-71
308	Greg Landry, 1979-81
293	Marty Domres, 1972-75

**MOST COMPLETIONS (SEASON)**

450	Peyton Manning, 2010
393	Peyton Manning, 2009
392	Peyton Manning, 2002
380	Andrew Luck, 2014
379	Peyton Manning, 2003
371	Peyton Manning, 2008
362	Peyton Manning, 2006
357	Peyton Manning, 2000
343	Andrew Luck, 2013
343	Peyton Manning, 2001
339	Andrew Luck, 2012
337	Peyton Manning, 2007
336	Peyton Manning, 2004

**MOST COMPLETIONS (ROOKIE)**

339	Andrew Luck, 2012
326	Peyton Manning, 1998
204	Jack Trudeau, 1986
181	Jeff George, 1990
129	Chris Chandler, 1988
119	George Shaw, 1955
111	Mike Pagel, 1982

**MOST COMPLETIONS (GAME)**

40	Peyton Manning at Hou, Sept. 12, 2010
38	Peyton Manning at N.E., Nov. 21, 2010
37	Jeff George at Was, Nov. 7, 1993
37	Peyton Manning vs. Ten, Nov. 3, 2002
36	Bert Jones vs. NYJ, Dec. 15, 1974
36	Peyton Manning at Ten, Oct. 11, 2009
36	Peyton Manning vs. Dal, Dec. 5, 2010
35	Andrew Luck at Den, Sept. 7, 2014
34	Peyton Manning at T.B., Oct. 6, 2003
34	Peyton Manning at S.D., Nov. 11, 2007
34	Peyton Manning vs. Hou, Nov. 8, 2009
33	Peyton Manning vs. Oak, Sept. 10, 2000
33	Peyton Manning at Jax, Oct. 3, 2010

**MOST COMPLETIONS (GAME)**

cont...	
32	Peyton Manning at Pit, Oct. 21, 2002
32	Peyton Manning at Den, Oct. 29, 2006
32	Peyton Manning at S.D., Nov. 23, 2008
32	Andrew Luck vs. Balt, Oct. 5, 2014
31	(9 times) Last: Andrew Luck vs. Det, Sept. 11, 2016

**MOST COMPLETIONS (ROOKIE-GAME)**

31	Andrew Luck vs. G.B., Oct. 7, 2012
30	Peyton Manning vs. N.E., Nov. 1, 1998
30	Andrew Luck vs. Mia, Nov. 4, 2012
27	Jack Trudeau at NYJ, Nov. 16, 1986
27	Peyton Manning at Balt, Nov. 29, 1998
27	Andrew Luck at N.E., Nov. 18, 2012
26	Peyton Manning vs. NYJ, Nov. 15, 1998
26	Andrew Luck at Ten, Oct. 28, 2012
24	Jack Trudeau vs. N.O., Oct. 12, 1986
24	Andrew Luck at Det, Dec. 2, 2012

**MOST CONSECUTIVE COMPLETIONS**

23	Peyton Manning vs. Det/at Jax, Dec. 14-Dec. 18, 2008
17	Bert Jones vs. NYJ, Dec. 15, 1974
17	Peyton Manning vs. Cle/at Ten, Sept. 25-Oct. 2, 2005
17	Peyton Manning vs. Den/at Jax, Dec. 13-Dec. 17, 2009
16	Peyton Manning at Ten, Oct. 11, 2009
15	Peyton Manning vs. St.L. at Hou, Oct. 17-Oct. 23, 2005

**MOST GAMES WITH COMPLETIONS (CAREER)**

208	Peyton Manning, 1998-11
200	John Unitas, 1956-72
96	Bert Jones, 1973-81
68	Andrew Luck, 2012-16
61	Jack Trudeau, 1986-93
52	Jim Harbaugh, 1994-97

**MOST GAMES 20+ COMPLETIONS (CAREER)**

153	Peyton Manning, 1998-11
48	Andrew Luck, 2012-16
33	John Unitas, 1956-72
20	Bert Jones, 1973-81
17	Jeff George, 1990-93
13	Jack Trudeau, 1986-93

### **MOST CONSC. GAMES 20+ COMPLETIONS**

14	Peyton Manning, G1-14, 2010
13	Andrew Luck, G15-16, 2013, G1-11, 2014
12	Peyton Manning, G3-14, 2003
12	Peyton Manning, G3-14, 2009
11	Andrew Luck, G4-G7, 2015/ G1-G7, 2016
7	Peyton Manning, G15-16-2000/ G1-5-2001
7	Peyton Manning, G2-8, 2002
7	Peyton Manning, G4-10, 2005
7	Peyton Manning, G4-10, 2006
6	Peyton Manning, G6-11, 2008

### **MOST SEASONS 150+ COMPLETIONS**

13	Peyton Manning, 1998-11
12	John Unitas, 1959-67, 69-70
5	Bert Jones, 1975-77, 80-81
5	Andrew Luck, 2012-16
4	Jeff George, 1990-93
3	Jim Harbaugh, 1995-97

### **CONSC. SEASONS 150+ COMPLETIONS**

13	Peyton Manning, 1998-10
9	John Unitas, 1959-67
5	Andrew Luck, 2012-16
4	Jeff George, 1990-93
3	Bert Jones, 1975-77
3	Jim Harbaugh, 1995-97

### **HIGHEST PERCENTAGE (CAREER-1,000 ATT)**

64.9	Peyton Manning, 1998-11
60.7	Jim Harbaugh, 1994-97
59.1	Andrew Luck, 2012-16
57.0	Jeff George, 1990-93
56.1	Bert Jones, 1973-81
54.7	John Unitas, 1956-72

### **HIGHEST PERCENTAGE (GAME-15 ATT)**

87.5	Peyton Manning vs. Ten, Dec. 30, 2007 (14-16)
85.3	Peyton Manning at Jax, Dec. 18, 2008 (29-34)
85.0	John Unitas at Atl, Nov. 12, 1967 (17-20)
84.2	John Unitas vs. Mia, Dec. 11, 1971 (16-19)
83.3	Peyton Manning vs. Atl, Dec. 14, 2003 (25-30)
82.6	Peyton Manning vs. Cle, Sept. 25, 2005 (19-23)
82.1	Peyton Manning at Det, Nov. 25, 2004 (23-28)
82.1	Peyton Manning at Den, Oct. 29, 2006 (32-39)
81.8	Jim Harbaugh at Buf, Oct. 16, 1994 (18-22)
81.8	Peyton Manning at Ten, Oct. 11, 2009 (36-44)

### **HIGHEST PERCENTAGE (GAME-15 ATT) cont...**

81.3	Peyton Manning vs. Cin, Dec. 7, 2008 (26-32)
81.1	Dan Orlovsky at N.E., Dec. 4, 2011 (30-37)
80.6	Peyton Manning vs. Cin, Dec. 18, 2006 (29-36)
80.0	(4 times) Last: Peyton Manning vs. Hou, Dec. 23, 2007 (28-35)

### **HIGHEST PERCENTAGE (ROOKIE-GAME-20 ATT)**

75.0	John Unitas vs. LA Rams, Nov. 25, 1956 (18-24)
70.4	Peyton Manning at Atl, Dec. 6, 1998 (19-27)
69.2	Andrew Luck at Jax, Nov. 8, 2012 (18-26)
68.4	Andrew Luck at Ten, Oct. 28, 2012 (26-38)
68.2	George Shaw at LA Rams, Dec. 5, 1955 (15-22)
68.0	Mike Pagel at S.D., Dec. 26, 1982 (17-25)
67.7	Jeff George at Cin, Nov. 25, 1990 (21-31)

### **HIGHEST PERCENTAGE (SEASON-200 ATT)**

68.8	Peyton Manning, 2009
67.6	Peyton Manning, 2004
67.3	Peyton Manning, 2005
67.0	Peyton Manning, 2003
66.8	Peyton Manning, 2008
66.3	Peyton Manning, 2002, 10
65.4	Peyton Manning, 2007
65.0	Peyton Manning, 2006
63.7	Jim Harbaugh, 1995
62.7	Peyton Manning, 2001
61.7	Andrew Luck, 2014

### **HIGHEST PERCENTAGE (ROOKIE-SEASON-100 ATT)**

56.7	Peyton Manning, 1998
55.6	John Unitas, 1956
55.4	Chris Chandler, 1988
54.2	Jeff George, 1990
54.1	Andrew Luck, 2012
50.2	Mike Pagel, 1982
50.2	George Shaw, 1955

### **MOST YARDS (CAREER)**

54828	Peyton Manning, 1998-11
39768	John Unitas, 1956-72
18469	Andrew Luck, 2012-16
17663	Bert Jones, 1973-81
9647	Jack Trudeau, 1986-93
9551	Jeff George, 1990-93
8705	Jim Harbaugh, 1994-97
7474	Mike Pagel, 1982-85

### **MOST YARDS (CAREER) cont...**

5666	Earl Morrall, 1968-71
3471	Marty Domres, 1972-75
3402	Greg Landry, 1979-81

### **MOST YARDS (SEASON)**

4761	Andrew Luck, 2014
4700	Peyton Manning, 2010
4557	Peyton Manning, 2004
4500	Peyton Manning, 2009
4413	Peyton Manning, 2000
4397	Peyton Manning, 2006
4374	Andrew Luck, 2012
4267	Peyton Manning, 2003
4200	Peyton Manning, 2002
4135	Peyton Manning, 1999
4131	Peyton Manning, 2001
4040	Peyton Manning, 2007
4002	Peyton Manning, 2008
3822	Andrew Luck, 2013
3747	Peyton Manning, 2005
3739	Peyton Manning, 1998
3481	John Unitas, 1963
3428	John Unitas, 1967
3134	Bert Jones, 1980
3104	Bert Jones, 1976
3099	John Unitas, 1960
3094	Bert Jones, 1981

### **MOST YARDS (ROOKIE)**

4374	Andrew Luck, 2012*
3739	Peyton Manning, 1998
2225	Jack Trudeau, 1986
2152	Jeff George, 1990
1619	Chris Chandler, 1988
1586	George Shaw, 1955

### **MOST YARDS (GAME)**

472	Peyton Manning at K.C., Oct. 31, 2004
440	Peyton Manning vs. Jax, Sept. 25, 2000
433	Peyton Manning at Hou, Sept. 12, 2010
433	Andrew Luck vs. Mia, Nov. 4, 2012
425	Peyton Manning vs. Ten, Dec. 5, 2004
421	Peyton Manning vs. Buf, Sept. 23, 2001
404	Peyton Manning at S.D., Sept. 26, 1999
401	John Unitas vs. Atl, Sept. 17, 1967
401	Peyton Manning vs. NYJ, Nov. 16, 2003
400	Peyton Manning vs. Hou, Sept. 17, 2006
400	Andrew Luck at Pit, Oct. 26, 2014

**MOST YARDS (ROOKIE-GAME)**

433	Andrew Luck vs. Mia, Nov. 4, 2012*
391	Andrew Luck at Det, Dec. 2, 2012
362	Andrew Luck vs. G.B., Oct. 7, 2012
359	Jack Trudeau at NYJ, Nov. 16, 1986
357	Peyton Manning at Balt, Nov. 29, 1998
334	Andrew Luck at N.E., Nov. 18, 2012
335	Peyton Manning at Sea, Dec. 20, 1998
315	Jack Trudeau vs. N.O., Oct. 12, 1986
314	John Unitas at Det, Nov. 18, 1956

**MOST SEASONS LEADING TEAM (YDS/TDS)**

14	John Unitas, 1956-67, 69-70
13	Peyton Manning, 1998-11
6	Bert Jones, 1974-77, 80-81
4	Mike Pagel, 1982-85
4	Jeff George, 1990-93
4	Jim Harbaugh, 1994-97
4	Andrew Luck, 2012-15

**MOST CONSC. SEASONS LEADING TEAM (YDS/TDS)**

13	Peyton Manning, 1998-10
12	John Unitas, 1956-67
4	Bert Jones, 1974-77
4	Mike Pagel, 1982-85
4	Jeff George, 1990-93
4	Jim Harbaugh, 1994-97
4	Andrew Luck, 2012-15

**MOST 2,000+ SEASONS**

13	John Unitas, 1957-67, 69-70
13	Peyton Manning, 1998-10
5	Bert Jones, 1975-77, 80-81
4	Andrew Luck, 2012-14, 16
3	Jeff George, 1990-91, 93
3	Jim Harbaugh, 1995-97
2	Mike Pagel, 1983, 85
2	Jack Trudeau, 1986, 89

**MOST CONSC. 2,000+ SEASONS**

13	Peyton Manning, 1998-10
11	John Unitas, 1957-67
3	Bert Jones, 1975-77
3	Jim Harbaugh, 1995-97
3	Andrew Luck, 2012-14

**MOST 300+ GAMES (CAREER)**

63	Peyton Manning, 1998-11
26	John Unitas, 1956-72
25	Andrew Luck, 2012-16
8	Bert Jones, 1973-81
7	Jeff George, 1990-93
5	Jack Trudeau, 1986-93
2	Earl Morrall, 1968-71
2	Jim Harbaugh, 1994-97
1	Landry/Hasselbeck/Hogeboom/Justin/Orlovsky

**MOST 300+ GAMES (SEASON)**

10	Andrew Luck, 2014
9	Peyton Manning, 2009
7	Peyton Manning, 2010
6	Peyton Manning (2), 2004, 06
6	Andrew Luck, 2012
5	Peyton Manning (2), 2000-01
4	John Unitas (2) 1960, 63
4	Peyton Manning (5), 1998, 02-03, 05, 08
4	Andrew Luck, 2016

**MOST 300+ GAMES (ROOKIE)**

6	Andrew Luck, 2012*
4	Peyton Manning, 1998
2	Jack Trudeau, 1986
1	John Unitas, 1956

**MOST CONSC. 300+ GAMES**

8	Andrew Luck, G3-10, 2014
5	Peyton Manning, G1-5, 2009
3	John Unitas, G12-14, 1963
3	Peyton Manning, G6-8, 2006
3	Peyton Manning, G7-9, 2009

**MOST TOUCHDOWNS (CAREER)**

399	Peyton Manning, 1998-11
287	John Unitas, 1956-72
128	Andrew Luck, 2012-16
122	Bert Jones, 1973-81
49	Jim Harbaugh, 1994-97
47	Earl Morrall, 1968-71
41	Jack Trudeau, 1986-93
41	Jeff George, 1990-93
39	Mike Pagel, 1982-85
22	Gary Hogeboom, 1986-88
21	George Shaw, 1955-58
21	Marty Domres, 1972-75

**MOST TOUCHDOWNS (SEASON)**

49	Peyton Manning, 2004
40	Andrew Luck, 2014
33	Peyton Manning (3), 2000, 09, 10
32	John Unitas, 1959
31	Peyton Manning (2), 2006-07
29	Peyton Manning, 2003
28	Peyton Manning, 2005
27	Peyton Manning (2), 2002, 08
26	Earl Morrall, 1968
26	Peyton Manning (3), 1998-99, 01

**MOST TOUCHDOWNS (ROOKIE)**

26	Peyton Manning, 1998
23	Andrew Luck, 2012
16	Jeff George, 1990
10	George Shaw, 1955
9	John Unitas, 1956
8	Jack Trudeau, 1986
8	Chris Chandler, 1988

**MOST TOUCHDOWNS (GAME)**

6	Peyton Manning at N.O., Sept. 28, 2003
6	Peyton Manning at Det, Nov. 25, 2004
5	Gary Cuzzo at Min, Nov. 4, 1965
5	Gary Hogeboom at Buf, Oct. 4, 1987
5	Peyton Manning vs. Atl, Dec. 14, 2003
5	Peyton Manning vs. G.B., Sept. 26, 2004
5	Peyton Manning at K.C., Oct. 31, 2004
5	Peyton Manning vs. Hou, Nov. 14, 2004
5	Andrew Luck vs. Was, Nov. 30, 2014
4	(47 times) Last: Andrew Luck at NYJ, Dec. 5, 2016

**MOST TOUCHDOWNS (ROOKIE-GAME)**

4	Andrew Luck at Det, Dec. 2, 2012
3	John Unitas vs. LA Rams, Nov. 25, 1956
3	Jeff George at Cin, Nov. 25, 1990
3	Jeff George vs. Was, Dec. 22, 1990
3	Peyton Manning at S.F., Oct. 18, 1998
3	Peyton Manning vs. NYJ, Nov. 15, 1998
3	Peyton Manning at Balt, Nov. 29, 1998
3	Peyton Manning vs. Cin, Dec. 13, 1998

**MOST GAMES WITH TOUCHDOWNS (CAREER)**

182	Peyton Manning, 1998-11
144	John Unitas, 1956-72
68	Bert Jones, 1973-81
60	Andrew Luck, 2012-16
31	Mike Pagel, 1982-85
31	Jim Harbaugh, 1994-97
30	Jack Trudeau, 1986-93

**MOST GAMES WITH TOUCHDOWNS (SEASON)**

15	Peyton Manning (5), 1998, 00, 02, 04, 06
15	Andrew Luck, 2014
14	Peyton Manning (5), 1999, 01, 07, 08, 10
13	Earl Morrall, 1968
13	Peyton Manning, 2009
13	Andrew Luck, 2012
12	John Unitas (3), 1957, 59, 67
12	Bert Jones (2), 1976, 80
12	Peyton Manning (2), 2003, 05
12	Andrew Luck, 2013

**MOST GAMES WITH TOUCHDOWNS  
(ROOKIE)**

15	Peyton Manning, 1998
13	Andrew Luck, 2012
9	Jeff George, 1990
8	Chris Chandler, 1988
7	George Shaw, 1955
7	Jack Trudeau, 1986
6	John Unitas, 1956

**MOST CONSC. GAMES PASSING TDS**

47	John Unitas, G10-1956/G10-1960
27	Peyton Manning, G4-1998/G14-1999
18	Andrew Luck, G13-16-2013/ G14-2014
16	Peyton Manning, G16-2003/ G15-2004
13	Peyton Manning, G1-13-2000
13	Peyton Manning, G15-16-2000/ G11-2001
12	Peyton Manning, G1-12-2006
12	Peyton Manning, G14-16-2006/ G9-2007
11	John Unitas, G14-1966/G10-1967
11	Peyton Manning, G16-2001/ G10-2002
11	Peyton Manning, G4-14-2005
10	John Unitas, G1-8,10-11-1965
10	Jim Harbaugh, G10-13,15-16- 1995/G4-1996
10	Peyton Manning, G13-16-2008/ G6-2009
10	Andrew Luck, G1-10-2016

**MOST CONSC. GAMES PASSING TDS  
(ROOKIE)**

13	Peyton Manning, G4-16, 1998
7	Andrew Luck, G10-16, 2012
4	Bert Jones, G1-4, 1973
4	Jack Trudeau, G4-7, 1986
4	Jeff George, G9-12, 1990
4	Andrew Luck, G1-4, 2012
3	(4 times) Last: Jeff George, G14-16, 1990

**MOST CONSC. GAMES 2+ TD PASSES**

13	Peyton Manning, G1-13, 2004
12	John Unitas, G1-12, 1959
8	Peyton Manning, G6-13, 2005
7	John Unitas, G4-8, 10-11, 1965
7	Peyton Manning, G10-16, 2010
6	John Unitas, G5-10, 1960
6	Andrew Luck, G3, (injury) G6-9, 2015 - G1, 2016

**HIGHEST TD PCT. (CAREER-1000 ATT)**

5.62	John Unitas, 1956-72
5.53	Peyton Manning, 1998-11
5.00	Andrew Luck, 2012-16
4.95	Bert Jones, 1973-81
3.98	Jim Harbaugh, 1994-97
3.38	Mike Pagel, 1982-85

**HIGHEST TD PCT. (SEASON-200 ATT)**

9.86	Peyton Manning, 2004
8.72	John Unitas, 1959
8.20	Earl Morrall, 1968
8.16	John Unitas, 1965
7.97	John Unitas, 1957

**HIGHEST TD PCT.  
(ROOKIE-SEASON-100 ATT)**

4.79	Jeff George, 1990
4.55	John Unitas, 1956
4.52	Peyton Manning, 1998
4.22	George Shaw, 1955
3.70	Bert Jones, 1973
3.67	Andrew Luck, 2012

**HIGHEST TD PCT. (GAME-20 ATT)**

24.00	Peyton Manning at N.O., Sept. 28, 2003
23.53	Peyton Manning at Balt, Dec. 9, 2007
21.43	Peyton Manning at Det, Nov. 25, 2004
20.00	John Unitas at Atl, Nov. 12, 1967
20.00	Gary Hogeboom at Buf, Oct. 4, 1987

**HIGHEST TD PCT.  
(ROOKIE-GAME-20 ATT)**

12.50	John Unitas vs. LA Rams, Nov. 25, 1956
11.54	Peyton Manning vs. Cin, Dec. 13, 1998
10.00	Mike Pagel vs. Cin, Dec. 5, 1982
10.00	Peyton Manning at S.F., Oct. 18, 1998
9.68	Jeff George at Cin, Nov. 25, 1990

**LONGEST PASSES**

90t	Jones to Roger Carr vs. NYJ, Nov. 16, 1975
89t	Unitas to John Mackey at LA Rams, Oct. 30, 1966
89t	Jones to Roger Carr at Buf, Nov. 9, 1975
88t	Unitas to Tom Matte vs. Atl, Sept. 17, 1967
87t	Painter to Pierre Garcon at T.B., Oct. 3, 2011
87t	Luck to T.Y. Hilton vs. N.O., Oct. 25, 2015
86t	Manning to Marcus Pollard at N.O., Nov. 18, 2001
85t	Harbaugh to Marshall Faulk vs. Was, Oct. 23, 1994
84t	Trudeau to Bill Brooks at S.F., Oct. 5, 1986
84t	Morrall to Jimmy Orr at Atl, Sept. 22, 1968
83t	Unitas to John Mackey at Min, Sept. 18, 1966

**LONGEST PASSES cont...**

82t	Shaw to Buddy Young at G.B., Oct. 8, 1955
82t	Unitas to Lenny Moore at S.F., Dec. 8, 1957
82t	Chandler to Clarence Verdin at LA Rams, Sept. 17, 1989

**LONGEST PASSES (ROOKIE)**

84t	Trudeau to Bill Brooks at S.F., Oct. 5, 1986
82t	Shaw to Buddy Young at G.B., Oct. 8, 1955
78t	Manning to Marshall Faulk vs. N.O., Sept. 27, 1998
71t	Sorgi to Reggie Wayne at Den, Jan. 2, 2005
70t	Luck to T.Y. Hilton vs. Hou, Dec. 30, 2012
68t	George to Bill Brooks vs. N.E., Sept. 16, 1990
66t	DeBello to Bert Rechichar at Phil, Nov. 15, 1953

**HIGHEST AVG. PER ATTEMPT  
(CAREER-1,000 ATT)**

7.78	John Unitas, 1956-72
7.60	Peyton Manning, 1998-11
7.20	Andrew Luck, 2012-16
7.17	Bert Jones, 1973-81
7.08	Jim Harbaugh, 1994-97
6.48	Mike Pagel, 1982-85

**HIGHEST AVG. PER ATTEMPT  
(SEASON-200 ATT)**

9.26t	John Unitas, 1964
9.18t	John Unitas, 1968
9.17t	Peyton Manning, 2004
9.05t	Bert Jones, 1976

**HIGHEST AVG. PER ATTEMPT  
(ROOKIE-SEASON-100 ATT)**

7.57	John Unitas, 1956
6.98	Andrew Luck, 2012
6.95	Chris Chandler, 1988
6.69	George Shaw, 1955
6.50	Peyton Manning, 1998
6.44	Jeff George, 1990

**HIGHEST AVG. PER ATTEMPT  
(GAME-20 ATT)**

18.50	John Unitas at Atl, Nov. 12, 1967
15.67	John Unitas vs. Det, Nov. 10, 1963
15.64	John Unitas vs. Min, Dec. 8, 1963
14.65	Peyton Manning at Balt, Dec. 9, 2007

**HIGHEST AVG. PER ATTEMPT  
(ROOKIE-GAME-20 ATT)**

12.21	John Unitas vs. LA Rams, Nov. 25, 1956
11.32	Jeff George vs. NYJ, Nov. 18, 1990
10.47	John Unitas at Det, Nov. 18, 1956

**HIGHEST AVG. PER COMP  
(CAREER-1,000 ATT)**

14.22	John Unitas, 1956-72
12.78	Bert Jones, 1973-81
12.45	Mike Pagel, 1982-85
12.10	Andrew Luck, 2012-16
11.88	Jack Trudeau, 1986-93
11.71	Peyton Manning, 1998-11

**HIGHEST AVG. PER COMP  
(SEASON-200 ATT)**

17.87	John Unitas, 1964
16.31	John Unitas, 1960
15.98	Earl Morrall, 1968
15.43	John Unitas, 1965
15.02	John Unitas, 1959
15.00	Bert Jones, 1976

**HIGHEST AVG. PER COMP  
(ROOKIE-SEASON-100 ATT)**

13.62	John Unitas, 1956
13.33	George Shaw, 1955
12.90	Andrew Luck, 2012
12.55	Chris Chandler, 1988
12.53	Bert Jones, 1973
11.89	Jeff George, 1990

**HIGHEST AVG. PER COMP  
(GAME-20 ATT)**

22.25	John Unitas vs. S.F., Nov. 26, 1960
22.12	John Unitas vs. Det, Nov. 10, 1963
21.93	John Unitas vs. Chi, Oct. 2, 1960
21.86	Bert Jones at Buf, Nov. 9, 1975
21.85	John Unitas vs. Min, Oct. 1, 1961

**HIGHEST AVG. PER COMP  
(ROOKIE-GAME-20 ATT)**

18.47	John Unitas at Det, Nov. 18, 1956
17.79	Jeff George vs. NYJ, Nov. 18, 1990
17.67	Jeff George at N.E., Nov. 11, 1990
16.67	George Shaw vs. S.F., Nov. 27, 1955
16.29	Andrew Luck at Det, Dec. 2, 2012
16.28	John Unitas vs. LA Rams, Nov. 25, 1956

**MOST INTERCEPTIONS (CAREER)**

246	John Unitas, 1956-72
198	Peyton Manning, 1998-11
97	Bert Jones, 1973-81
65	Andrew Luck, 2012-16
62	Jack Trudeau, 1986-93
47	Mike Pagel, 1982-85
46	Jeff George, 1990-93

**MOST INTERCEPTIONS (CAREER)**

cont...	
40	Earl Morrall, 1968-71
31	George Shaw, 1955-58
31	Marty Domres, 1972-75
26	Jim Harbaugh, 1994-97

**MOST INTERCEPTIONS  
(SEASON-200 ATT)**

28	Peyton Manning, 1998
24	John Unitas, 1960
24	John Unitas, 1961
24	John Unitas, 1966
23	John Unitas, 1962
23	Peyton Manning, 2001
21	Bill Troup, 1978
21	Bert Jones, 1980
20	John Unitas, 1969
20	Bert Jones, 1981

**MOST INTERCEPTIONS  
(ROOKIE-SEASON-100 ATT)**

28	Peyton Manning, 1998
19	George Shaw, 1955
18	Jack Trudeau, 1986
18	Andrew Luck, 2012
13	Jeff George, 1990
12	Bert Jones, 1973
12	Chris Chandler, 1988

**MOST INTERCEPTIONS (GAME)**

6	Peyton Manning at S.D., Nov. 11, 2007
5	Fred Enke at G.B., Oct. 18, 1953
5	Fred Enke at Det, Nov. 17, 1953
5	John Unitas vs. S.F., Nov. 26, 1960
5	John Unitas at G.B., Oct. 8, 1961
5	John Unitas at Det, Nov. 20, 1966
5	John Unitas vs. Chi, Nov. 29, 1970
5	Bill Troup vs. Mia, Sept. 10, 1978
4	(17 times) Last: Peyton Manning vs. Dal, Dec. 5, 2010

**MOST INTERCEPTIONS (ROOKIE-GAME)**

4	George Shaw vs. G.B., Oct. 29, 1955
4	Bert Jones vs. NYJ, Sept. 23, 1973
4	Bert Jones vs. N.O., Sept. 30, 1973
4	Jack Trudeau vs. N.E., Nov. 9, 1986
4	Jack Trudeau at NYJ, Nov. 16, 1986
4	Jeff George vs. N.E., Sept. 16, 1990
3	(11 times) Last: Andrew Luck at Det, Dec. 2, 2012

**FEWEST INTERCEPTIONS  
(SEASON-200 ATT)**

4	Jim Harbaugh, 1997 (309)
5	Matt Hasselbeck, 2015 (256)
5	Jim Harbaugh, 1995 (314)
6	John Unitas, 1964 (305)
6	Marty Domres, 1972 (222)
6	Jack Trudeau, 1987 (229)
6	Jeff George, 1993 (407)
6	Jim Harbaugh, 1994 (202)
7	John Unitas, 1958 (263)
7	Mike Pagel, 1982 (221)

**FEWEST INTERCEPTIONS  
(ROOKIE-SEASON-100 ATT)**

7	Mike Pagel, 1982 (221)
10	John Unitas, 1956 (198)
12	Bert Jones, 1973 (108)
12	Chris Chandler, 1988 (233)
13	Jeff George, 1990 (334)

**LOWEST INTERCEPTION PCT.  
(CAREER-1,000 ATT)**

2.1	Jim Harbaugh, 1994-97
2.5	Andrew Luck, 2012-16
2.7	Peyton Manning, 1998-11
3.0	Jeff George, 1990-93
3.9	Bert Jones, 1973-81
4.0	Jack Trudeau, 1986-93

**LOWEST INTERCEPTION PCT.  
(SEASON-200 ATT)**

1.29	Jim Harbaugh, 1997
1.48	Jeff George, 1993
1.59	Jim Harbaugh, 1995
1.58	Andrew Luck, 2013
1.62	Peyton Manning, 2006
1.77	Peyton Manning, 2003

**LOWEST INTERCEPTION PCT.  
(ROOKIE-SEASON-100 ATT)**

2.87	Andrew Luck, 2012
3.17	Mike Pagel, 1982
3.89	Jeff George, 1990
4.32	Jack Trudeau, 1986
4.87	Peyton Manning, 1998
5.05	John Unitas, 1956

**MOST CONSC. PASSES WITHOUT  
INTERCEPTION (CAREER)**

202	Jeff George, G10-16, 1993
190	Peyton Manning, G13-16, 2006/ G2, 2007
179	Jim Harbaugh, G3-9, 1996
179	Jim Harbaugh, G6-7, 12-16, 1997
165	Peyton Manning, G16, 2009/ G1-4, 2010
165	Andrew Luck, G13-16, 2012/G1-2, 2013
155	Paul Justin, G13, 1995/G4, 1997
138	Peyton Manning, G7-11, 2008
134	Peyton Manning, G1-5, 2006



## **MOST CONSC. PASSES WITHOUT INTERCEPTION (CAREER)**

cont...

132	John Unitas, G8-13, 1964
132	Bert Jones, G2-8, 1977
128	Marty Domres, G5-11, 1972

## **HIGHEST RATING (CAREER-1,000 ATT)**

94.9	Peyton Manning, 1998-11
87.2	Andrew Luck, 2012-16
86.6	Jim Harbaugh, 1994-97
78.8	John Unitas, 1956-72
78.8	Bert Jones, 1973-81
72.0	Jeff George, 1990-93

## **HIGHEST RATING (SEASON-200 ATT)**

121.1	Peyton Manning, 2004
104.1	Peyton Manning, 2005
102.5	Bert Jones, 1976
101.0	Peyton Manning, 2006
100.7	Jim Harbaugh, 1995
99.9	Peyton Manning, 2009
99.0	Peyton Manning, 2003
98.0	Peyton Manning, 2007
97.4	John Unitas, 1965
96.5	Andrew Luck, 2014
96.4	John Unitas, 1964

## **HIGHEST RATING (ROOKIE-SEASON-100 ATT)**

76.5	Andrew Luck, 2012
74.0	John Unitas, 1956
73.8	Jeff George, 1990
71.2	Peyton Manning, 1998
67.2	Chris Chandler, 1988
62.4	Mike Pagel, 1982

## **RECEIVING**

### **MOST RECEPTIONS (CAREER)**

1102	Marvin Harrison, 1996-08
1070	Reggie Wayne, 2001-14
631	Raymond Berry, 1955-67
427	Dallas Clark, 2003-11
411	Bill Brooks, 1986-92
364	T.Y. Hilton, 2012-16
363	Lenny Moore, 1956-67
356	Edgerrin James, 1999-05
333	Don McCauley, 1971-81
320	John Mackey, 1963-71
303	Jimmy Orr, 1961-70

### **MOST RECEPTIONS (SEASON)**

143	Marvin Harrison, 2002
115	Marvin Harrison, 1999
111	Reggie Wayne, 2010
109	Marvin Harrison, 2001
106	Reggie Wayne, 2012
104	Reggie Wayne, 2007
102	Marvin Harrison, 2000

### **MOST RECEPTIONS (SEASON) cont...**

100	Dallas Clark, 2009
100	Reggie Wayne, 2009
95	Marvin Harrison, 2006

### **MOST RECEPTIONS (ROOKIE)**

65	Bill Brooks, 1986
64	Marvin Harrison, 1996
62	Edgerrin James, 1999
60	Austin Collie, 2009
52	Andre Rison, 1989
52	Marshall Faulk, 1994
50	Randy McMillan, 1981
50	Jerome Pathon, 1998
50	T.Y. Hilton, 2012

### **MOST RECEPTIONS (GAME)**

15	Reggie Wayne at Jax, Oct. 3, 2010
14	Marvin Harrison at Cle, Dec. 26, 1999
14	Marvin Harrison vs. Dal, Nov. 17, 2002
14	Dallas Clark vs. Hou, Nov. 8, 2009
14	Reggie Wayne vs. Dal, Dec. 5, 2010
13	Lydell Mitchell vs. NYJ, Dec. 15, 1974
13	Joe Washington at K.C., Sept. 2, 1979
13	Marvin Harrison at S.D., Sept. 26, 1999
13	Marvin Harrison at N.E., Oct. 22, 2000
13	Reggie Wayne vs. G.B., Oct. 7, 2012
12	(10 times) Last: Austin Collie at Den, Sept. 26, 2010

### **MOST RECEPTIONS (ROOKIE-GAME)**

11	Randy McMillan vs. NYJ, Nov. 8, 1981
9	Randy McMillan at Mia, Nov. 1, 1981
9	Bill Brooks at NYJ, Nov. 16, 1986
8	Sean Dawkins vs. Dal, Oct. 10, 1993
8	Marshall Faulk vs. Was, Oct. 23, 1994
8	Austin Collie at Ten, Oct. 11, 2009

### **MOST CONSC. GAMES WITH RECEPTION**

190	Marvin Harrison, G1-1996/G16-2008
134	Reggie Wayne, G1-2006/G16-2014
77	Marshall Faulk, G1-1994/G16-1998
64	Dallas Clark, G1-2006/G6-2010
62	Jessie Hester, G3-1990/G16-1993
58	Jimmy Orr, G12-1961/G3-1963/G6-1963/G13-1965
47	Edgerrin James, G1-1999/G1-11-2002
45	Lenny Moore, G8-1957/G4-1961

## **MOST CONSC. GAMES WITH RECEPTION**

cont...

44	Raymond Berry, G1-1959/G12-1961, G1-8, 1962
39	Bill Brooks, G8-1990/G16-1992

## **MOST GAMES WITH RECEPTIONS (CAREER)**

205	Reggie Wayne, 2001-14
190	Marvin Harrison, 1996-08
142	Raymond Berry, 1955-67
116	Lenny Moore, 1956-67
113	Don McCauley, 1971-81
111	John Mackey, 1963-71
104	Marcus Pollard, 1995-04
103	Bill Brooks, 1986-92
110	Dallas Clark, 2003-11

## **MOST GAMES 10+ RECEPTIONS (CAREER)**

16	Marvin Harrison, 1996-08
15	Reggie Wayne, 2001-14
11	Raymond Berry, 1955-67
3	Don McCauley, 1971-81
3	Lydell Mitchell, 1972-77
3	Joe Washington, 1978-80
3	Anthony Johnson, 1990-93
3	Dallas Clark, 2003-11
3	T.Y. Hilton, 2012-16
2	Austin Collie, 2009-12

## **MOST GAMES 10+ RECEPTIONS (SEASON)**

6	Marvin Harrison, 2002
3	Raymond Berry, 1960
3	Joe Washington, 1979
3	Marvin Harrison, 2000
3	Reggie Wayne (3), 2007, 09-10
2	Raymond Berry (2), 1958-59
2	Lydell Mitchell, 1974
2	Anthony Johnson, 1991
2	Marvin Harrison (3), 1999, 03-04
2	Austin Collie, 2010

## **MOST SEASONS LEADING TEAM (\*tied)**

9	Marvin Harrison, 1996-97, 99-04, 06
8	Raymond Berry, 1957-61, 64-66
7	Reggie Wayne, 2005, 07-08, 09*-12
4	Lydell Mitchell, 1974-77
4	Bill Brooks, 1987-89, 91
3	Tom Mitchell, 1971-72, 73*
3	Marshall Faulk, 1994*, 95, 98
3	T.Y. Hilton, 2013-15

**MOST CONSC. SEASONS****LEADING TEAM (\*tied)**

- 6 Marvin Harrison, 1999-04
- 6 Reggie Wayne, 2007-08, 09\*-12
- 5 Raymond Berry, 1957-61
- 4 Lydell Mitchell, 1974-77
- 3 Raymond Berry, 1964-66
- 3 Tom Mitchell, 1971-72, 73\*
- 3 Bill Brooks, 1987-89
- 3 T.Y. Hilton, 2013-15

**MOST SEASONS 50+ RECEPTIONS**

- 12 Marvin Harrison, 1996-06, 08
- 11 Reggie Wayne, 2003-12, 14
- 7 Raymond Berry, 1958-62, 65-66
- 6 Bill Brooks, 1986-91
- 5 Edgerrin James, 1999-00, 02-04
- 5 T.Y. Hilton, 2012-16

**CONSC. SEASONS 50+ RECEPTIONS**

- 11 Marvin Harrison, 1996-06
- 10 Reggie Wayne, 2003-12
- 6 Bill Brooks, 1986-91
- 5 Raymond Berry, 1958-62
- 5 T.Y. Hilton, 2012-16
- 4 Lydell Mitchell, 1974-77
- 4 Jessie Hester, 1990-93
- 4 Sean Dawkins, 1994-97

**MOST RECEPTIONS 2 PLAYERS (SEASON)**

- 204 Harrison (143)/James (61), 2002
- 200 Clark (100)/Wayne (100), 2009
- 181 Harrison (95)/Wayne (86), 2006
- 178 Wayne (111)/Garcon (67)/Tamme (67), 2010
- 177 Harrison (115)/James (62), 1999

**MOST RECEPTIONS 3 PLAYERS (SEASON)**

- 260 Clark (100)/Wayne (100)/Collie (60), 2009
- 253 Harrison (143)/James (61)/Wayne (49), 2002
- 245 Wayne (111)/Garcon (67)/Tamme (67), 2010
- 231 Harrison (86)/Wayne (77)/Stokley (68), 2004
- 221 Harrison (95)/Wayne (86)/Addai (40), 2006

**TRIO OF 50+ SEASONAL RECEIVERS**

Brooks (63)/Rison (52)/Bentley (52), 1989  
 Bentley (71)/Brooks (62)/Hester (54), 1990  
 Langhorne (85)/Hester (64)/Johnson (55), 1993  
 Turner (52)/Faulk (52)/Dawkins (51), 1994  
 Harrison (64)/Faulk (56)/Dawkins (54), 1996  
 Faulk (86)/Harrison (59)/Pathon (50), 1998

**TRIO OF 50+ SEASONAL RECEIVERS**

cont...

- Harrison (102)/James (63)/Pathon (50), 2000
- Harrison (94)/Wayne (68)/James (51), 2003
- Harrison (86)/Wayne (77)/Stokley (68)/James (51), 2004
- Wayne (82)/Clark (77)/Harrison (60)/Gonzalez (57), 2008
- Clark (100)/Wayne (100)/Collie (60)/Addai (51), 2009
- Wayne (111)/Garcon (67)/Tamme (67)/Collie (58), 2010
- Wayne (106)/Avery (60)/Hilton (50), 2012
- Hilton (82)/Wayne (64)/Fleener (51), 2014
- Hilton (69)/Moncrief (64)/Fleener (54), 2015

**MOST YARDS (CAREER)**

- 14580 Marvin Harrison, 1996-08
- 14345 Reggie Wayne, 2001-14
- 9275 Raymond Berry, 1955-67
- 6039 Lenny Moore, 1956-67
- 5859 Jimmy Orr, 1961-70
- 5818 Bill Brooks, 1986-92
- 5661 T.Y. Hilton, 2012-16
- 5126 John Mackey, 1963-71
- 4887 Dallas Clark, 2003-11
- 4770 Roger Carr, 1974-81
- 3684 Jim Mutscheller, 1954-61

**MOST YARDS (SEASON)**

- 1722 Marvin Harrison, 2002
- 1663 Marvin Harrison, 1999
- 1524 Marvin Harrison, 2001
- 1510 Reggie Wayne, 2007
- 1413 Marvin Harrison, 2000
- 1366 Marvin Harrison, 2006
- 1355 Reggie Wayne, 2010
- 1355 Reggie Wayne, 2012
- 1345 T.Y. Hilton, 2014
- 1310 Reggie Wayne, 2006
- 1298 Raymond Berry, 1960
- 1272 Marvin Harrison, 2003
- 1264 Reggie Wayne, 2009
- 1210 Reggie Wayne, 2004
- 1146 Marvin Harrison, 2005
- 1145 Reggie Wayne, 2008
- 1131 Bill Brooks, 1986
- 1124 T.Y. Hilton, 2015
- 1113 Marvin Harrison, 2004
- 1112 Roger Carr, 1976
- 1106 Dallas Clark, 2009
- 1083 T.Y. Hilton, 2013
- 1077 Brandon Stokley, 2004
- 1055 Reggie Wayne, 2005
- 1038 Reggie Langhorne, 1993

**MOST YARDS (ROOKIE)**

- 1131 Bill Brooks, 1986
- 861 T.Y. Hilton, 2012
- 836 Marvin Harrison, 1996
- 820 Andre Rison, 1989
- 726 John Mackey, 1963

**MOST YARDS (GAME)**

- 224 Raymond Berry at Was, Nov. 10, 1957
- 223 T.Y. Hilton at Hou, Oct. 9, 2014
- 212 Reggie Wayne vs. G.B., Oct. 7, 2012
- 210 Roger Carr at NYJ, Oct. 24, 1976
- 203 Reggie Langhorne at Was, Nov. 7, 1993
- 200 Reggie Wayne vs. Dal, Dec. 5, 2010
- 198 Roger Carr vs. Cin, Sept. 19, 1976
- 196 Marvin Harrison at S.D., Sept. 26, 1999
- 196 Reggie Wayne at Jax, Oct. 3, 2010
- 195 Raymond Berry at Dal, Oct. 30, 1960
- 190 Eddie Hinton vs. K.C., Sept. 28, 1970

**MOST YARDS (ROOKIE-GAME)**

- 177 Bill Brooks at NYJ, Nov. 16, 1986
- 144 John Mackey vs. Min, Dec. 8, 1963
- 135 Andre Rison vs. Cle, Dec. 10, 1989
- 134 (4 times) Last: Donte Moncrief vs. Was, Nov. 30, 2014

**MOST SEASONS LEADING TEAM**

- 9 Marvin Harrison, 1996-97, 99-03, 05-06
- 7 Reggie Wayne, 2004, 07-12
- 5 Jimmy Orr, 1962-65, 68
- 5 Bill Brooks, 1986-89, 91
- 4 Raymond Berry, 1957, 59-61
- 3 Roger Carr, 1976, 78, 80
- 3 T.Y. Hilton, 2013-15

**MOST CONSC. SEASONS LEADING TEAM**

- 6 Reggie Wayne, 2007-12
- 5 Marvin Harrison, 1999-03
- 4 Jimmy Orr, 1962-65
- 4 Bill Brooks, 1986-89

**MOST 100+ GAMES (CAREER)**

- 59 Marvin Harrison, 1996-08
- 43 Reggie Wayne, 2001-14
- 23 Raymond Berry, 1955-67
- 23 T.Y. Hilton, 2012-16
- 18 Jimmy Orr, 1961-70
- 17 Lenny Moore, 1956-67
- 10 Roger Carr, 1974-81

**MOST 100+ GAMES (CAREER) cont...**

- 9 Bill Brooks, 1986-92
- 8 John Mackey, 1963-71
- 7 Dallas Clark, 2003-11
- 6 Jim Mutscheller, 1954-61
- 6 Glenn Doughty, 1972-79
- 6 Brandon Stokley, 2003-06
- 6 Pierre Garcon, 2009-11

**MOST 100+ GAMES (SEASON)**

- 10 Marvin Harrison, 2002
- 9 Marvin Harrison, 1999
- 8 Marvin Harrison, 2000
- 7 Raymond Berry, 1960
- 6 Marvin Harrison (4), 2001, 03, 05-06
- 6 Reggie Wayne, 2007
- 6 T.Y. Hilton, 2014
- 5 Lenny Moore, 1958
- 5 Brandon Stokley, 2004
- 5 Reggie Wayne (2), 2006, 09
- 5 T.Y. Hilton, 2012
- 5 T.Y. Hilton, 2013
- 5 T.Y. Hilton, 2016
- 4 Raymond Berry, 1959
- 4 Lenny Moore (2), 1959, 60
- 4 Jimmy Orr, 1962
- 4 Marvin Harrison, 2004
- 4 Reggie Wayne (3), 2004, 08, 10

**MOST 100+ GAMES (ROOKIE)**

- 5 T.Y. Hilton, 2012
- 3 Andre Rison, 1989
- 2 Ray Perkins, 1967
- 2 Bill Brooks, 1986
- 2 Marvin Harrison, 1996
- 2 Anthony Gonzalez, 2007
- 2 Donte Moncrief, 2014
- 1 Clark/Dawkins/Dilger/Hinton/  
Johnson/Mackey/Rogers/Wilkins

**MOST CONSC. 100+ GAMES (\*ROOKIE)**

- 6 Raymond Berry, G5-10, 1960
- 4 Marvin Harrison, G12-15, 1999
- 4 Marvin Harrison, G5-8, 2000
- 4 Marvin Harrison, G2-5, 2002
- 4 Marvin Harrison, G9-12, 2002
- 4 Marvin Harrison, G4-7, 2003
- 3 Marvin Harrison, G1-3, 1999
- 3 Marvin Harrison, G1-3, 2000
- 3 T.Y. Hilton, G6-8, 2014
- 2 \*ROOKIE: Bill Brooks, G11-12, 1986
- 2 Marvin Harrison, G14-15, 1996

**MOST TOUCHDOWNS (CAREER)**

- 128 Marvin Harrison, 1996-08
- 82 Reggie Wayne, 2001-14
- 68 Raymond Berry, 1955-67
- 50 Jimmy Orr, 1961-70
- 48 Lenny Moore, 1956-67
- 46 Dallas Clark, 2003-11
- 40 Jim Mutscheller, 1954-61
- 38 John Mackey, 1963-71

**MOST TOUCHDOWNS (CAREER)**

- cont...
- 35 Marcus Pollard, 1995-04
- 30 T.Y. Hilton, 2012-16
- 29 Roger Carr, 1974-81

**MOST TOUCHDOWNS (SEASON)**

- 15 Marvin Harrison (2), 2001, 04
- 14 Marvin Harrison, 2000
- 12 Marvin Harrison (3), 1999, 2005-06
- 12 Reggie Wayne, 2004
- 11 Jimmy Orr, 1962
- 11 Roger Carr, 1976
- 11 Marvin Harrison, 2002
- 11 Dallas Clark, 2007
- 10 (7 times) Last: Dallas Clark/  
Reggie Wayne, 09

**MOST TOUCHDOWNS (ROOKIE)**

- 8 Bill Brooks, 1986
- 8 Marvin Harrison, 1996
- 7 John Mackey, 1963
- 7 Austin Collie, 2009
- 7 T.Y. Hilton, 2012

**MOST TOUCHDOWNS (GAME)**

- 3 Jim Mutscheller at GBM,  
Oct. 13, 1957
- 3 Raymond Berry at Dal,  
Oct. 30, 1960
- 3 Raymond Berry vs. G.B.,  
Nov. 6, 1960
- 3 Lenny Moore vs. Min,  
Oct. 1, 1961
- 3 Jimmy Orr vs. Was, Dec. 8, 1962
- 3 Jimmy Orr vs. LA Rams,  
Oct. 4, 1964
- 3 Roger Carr vs. Cin, Sept. 19, 1976
- 3 Marvin Harrison at K.C.,  
Dec. 15, 1996
- 3 Ken Dilger vs. Mia, Dec. 14, 1997
- 3 Marvin Harrison at S.F.,  
Oct. 18, 1998
- 3 Marvin Harrison at N.E.,  
Sept. 19, 1999
- 3 Marvin Harrison vs. Min,  
Dec. 24, 2000
- 3 Marvin Harrison vs. Buf,  
Sept. 23, 2001
- 3 Marvin Harrison vs. Mia,  
Nov. 11, 2001
- 3 Marvin Harrison at N.O.,  
Sept. 28, 2003
- 3 Brandon Stokley at Det,  
Nov. 25, 2004
- 3 Marvin Harrison at Det,  
Nov. 25, 2004
- 3 Reggie Wayne at Den,  
Oct. 29, 2006
- 3 Dallas Clark vs. Den,  
Dec. 13, 2009
- 3 T.Y. Hilton at Hou, Nov. 3, 2013
- 3 Dwayne Allen at NYJ, Dec. 5,  
2016

**MOST TOUCHDOWNS (ROOKIE-GAME)**

- 3 Marvin Harrison at K.C.,  
Dec. 15, 1996
- 2 John Mackey vs. Min,  
Dec. 8, 1963
- 2 Preston Pearson at LA Rams,  
Dec. 15, 1968
- 2 Marshall Johnson at NYJ,  
Oct. 26, 1975
- 2 Anthony Gonzalez at Balt,  
Dec. 9, 2007
- 2 Austin Collie at Ten, Oct. 11, 2009
- 2 T.Y. Hilton at N.E., Nov. 18, 2012
- 2 Da'Rick Rogers at Cin,  
Dec. 8, 2013
- 2 Donte Moncrief vs. Was,  
Nov. 30, 2014

**MOST GAMES WITH TOUCHDOWNS (CAREER)**

- 90 Marvin Harrison, 1996-08
- 73 Reggie Wayne, 2001-14
- 56 Raymond Berry, 1955-67
- 39 Lenny Moore, 1956-67
- 38 Dallas Clark, 2003-11
- 37 Jimmy Orr, 1961-70
- 34 Jim Mutscheller, 1954-61
- 33 John Mackey, 1963-71
- 33 Marcus Pollard, 1995-04
- 27 Bill Brooks, 1986-92

**MOST GAMES WITH TOUCHDOWNS (SEASON)**

- 11 Marvin Harrison, 2004
- 10 Raymond Berry, 1959
- 10 Marvin Harrison, 2000
- 10 Reggie Wayne, 2004
- 9 Marvin Harrison, 2001
- 9 Marvin Harrison, 2005
- 9 Reggie Wayne (2), 2007, 09
- 8 (4 times) Last: Dallas Clark, 2007
- 7 (12 times) Last: Dallas Clark, 2009

**MOST CONSC. GAMES RECEIVING TDS**

- 7 Raymond Berry, G8-12-1959/  
G2-1960
- 5 Jim Mutscheller, G12-1956/  
G4-1957
- 5 Jim Mutscheller, G11-12-1958/  
G3-1959
- 5 Raymond Berry, G10-11-1958/  
G3-1959
- 5 Jimmy Orr, G12-14-1962/G2-1963
- 5 Raymond Berry, G5-9, 1965
- 5 Marvin Harrison, G10-14, 2004
- 5 Dallas Clark, G2-6, 2007
- 5 Reggie Wayne, G3-7, 2009
- 5 Donte Moncrief, G8-12, 2016
- 4 (10 times) Last: Donte Moncrief,  
G8-11, 2016

**MOST SEASONS LEADING TEAM (\*tied)**

11	Marvin Harrison, 1996-97, 98*, 99-06
4	Raymond Berry, 1958-60, 64*
4	Glenn Doughty, 1973*, 74*, 75*, 77*
3	(9 times) Last: Dallas Clark, 2007, 08*, 09*

**MOST CONSEC. SEASONS LEADING TEAM (\*tied)**

11	Marvin Harrison, 1996-97, 98*, 99-06
3	Glenn Doughty, 1973*, 74*, 75*
3	Raymond Berry, 1958-60
3	Jim Mutscheller, 1955-57
3	Willie Richardson, 1967-68, 69*
3	Dallas Clark, 2007, 08*, 09*

**LONGEST RECEPTIONS**

90t	Carr from Jones vs. NYJ, Nov. 16, 1975
89t	Mackey from Unitas at LA Rams, Oct. 30, 1966
89t	Carr from Jones at Buf, Nov. 9, 1975
88t	Matte from Unitas vs. Atl, Sept. 17, 1967
87t	Garcon from Painter at T.B., Oct. 3, 2011
87t	Hilton from Luck vs. N.O., Oct. 25, 2015
86t	Pollard from Manning at N.O., Nov. 18, 2001
85t	Faulk from Harbaugh vs. Was, Oct. 23, 1994
84t	Brooks from Trudeau at S.F., Oct. 5, 1986
84t	Orr from Morrall at Atl, Sept. 22, 1968
83t	Mackey from Unitas at Min, Sept. 18, 1966
82t	Young from Shaw at G.B., Oct. 8, 1955
82t	Moore from Unitas at S.F., Dec. 8, 1957
82t	Verdin from Chandler at LA Rams, Sept. 17, 1989

**LONGEST RECEPTIONS (ROOKIE)**

85t	Faulk from Jim Harbaugh vs. Was, Oct. 23, 1994
84t	Brooks from Jack Trudeau at S.F., Oct. 5, 1986
80t	Wilkins from Peyton Manning at Phil, Nov. 21, 1999
79t	Moncrief from Andrew Luck vs. Was, Nov. 30, 2014
78t	Womble from Garry Kerkorian vs. S.F., Nov. 28, 1954
74t	Turner from Lamar McHan vs. Min, Dec. 16, 1962
72	Brown from Peyton Manning at Ari, Sept. 27, 2009
70t	Hilton from Andrew Luck vs. Hou, Dec. 30, 2012

**HIGHEST AVERAGE (CAREER-100 REC)**

19.3	Jimmy Orr, 1961-70
18.8	Roger Carr, 1974-81
17.1	Ray Butler, 1980-85
16.8	Jim Mutscheller, 1954-61
16.6	Lenny Moore, 1956-67
16.2	Glenn Doughty, 1972-79
15.6	T.Y. Hilton, 2012-16
15.3	Willie Richardson, 1963-69, 71
14.7	Raymond Berry, 1955-67
14.4	Jessie Hester, 1990-93
14.3	Raymond Chester, 1973-77

**HIGHEST AVERAGE (SEASON-30 REC)**

25.9	Roger Carr, 1976
21.7	Jimmy Orr, 1964
21.0	Roger Carr, 1978
20.8	Lenny Moore, 1960
20.7	John Mackey, 1963
20.4	John Mackey, 1964
18.9	Willie Richardson, 1968
18.8	Jimmy Orr, 1965
18.7	Lenny Moore, 1958
18.1	Ray Butler, 1981

**HIGHEST AVERAGE (ROOKIE-30 REC)**

20.7	John Mackey, 1963
17.4	Bill Brooks, 1986
17.2	T.Y. Hilton, 2012
16.9	Ray Butler, 1980
15.8	Andre Rison, 1989
15.6	Anthony Gonzalez, 2007

**HIGHEST AVERAGE (GAME-3 REC)**

48.8	Raymond Berry at Dal, Oct. 30, 1960
44.7	Donte Moncrief vs. Was, Nov. 30, 2014
42.0	Roger Carr at NYJ, Oct. 24, 1976
42.0	Marcus Pollard at N.O., Nov. 18, 2001
40.0	Torrance Small at Sea, Dec. 20, 1998
39.3	Lenny Moore vs. Chi, Oct. 4, 1958
37.5	T.Y. Hilton vs. N.O., Oct. 25, 2015
36.3	Ray Butler vs. Mia, Sept. 27, 1981
36.3	Glenn Doughty at Det, Oct. 21, 1973
36.0	Bill Brooks vs. Den, Oct. 31, 1988
35.7	Lenny Moore vs. Min, Nov. 15, 1964
35.0	Lenny Moore vs. Chi, Oct. 2, 1960
35.0	Marshall Johnson at NYJ, Oct. 26, 1975

**HIGHEST AVERAGE (ROOKIE-GAME-3 REC)**

44.7	Donte Moncrief vs. Was, Nov. 30, 2014
35.0	Marshall Johnson at NYJ, Oct. 26, 1975
28.8	John Mackey vs. Min, Dec. 8, 1963
28.3	Royce Womble vs. S.F., Nov. 22, 1954
28.3	T.Y. Hilton vs. Jax, Sept. 23, 2012

**HIGHEST AVERAGE****(ROOKIE-GAME-3 REC) cont...**

28.0	John Mackey at Min, Nov. 17, 1963
27.8	Terrence Wilkins at Phil, Nov. 21, 1999
27.8	T.Y. Hilton vs. Hou, Dec. 30, 2012

**1,000-YARD SEASONS**

8	Marvin Harrison, 1996-2008
8	Reggie Wayne, 2001-14
4	T.Y. Hilton, 2012-16
1	Raymond Berry, 1955-67
1	Roger Carr, 1974-81
1	Bill Brooks, 1986-92
1	Reggie Langhorne, 1992-93
1	Brandon Stokley, 2003-06
1	Dallas Clark, 2003-11

**PLAYS FROM SCRIMMAGE****MOST ATTEMPTS (CAREER)**

2544	Edgerrin James, 1999-05
1689	Lydell Mitchell, 1972-77
1686	Marshall Faulk, 1994-98
1451	Tom Matte, 1961-72
1432	Lenny Moore, 1956-67
1396	Eric Dickerson, 1987-91
1286	Joseph Addai, 2006-11
1154	Randy McMillan, 1981-86
1112	Marvin Harrison, 1996-08
1103	Don McCauley, 1971-81

**MOST ATTEMPTS (SEASON)**

450	Edgerrin James, 2000
431	Edgerrin James, 1999
424	Eric Dickerson, 1988
410	Marshall Faulk, 1998
404	Edgerrin James, 2005
385	Edgerrin James, 2004
372	Lydell Mitchell, 1977
366	Marshall Faulk, 1994
361	Edgerrin James, 2003
349	Lydell Mitchell, 1975, 1976

**MOST ATTEMPTS (ROOKIE)**

431	Edgerrin James, 1999
366	Marshall Faulk, 1994
267	Dominic Rhodes, 2001
266	Joseph Addai, 2006
240	Alan Ameche, 1955

**MOST ATTEMPTS (GAME)**

42	Lydell Mitchell at NYJ, Oct. 20, 1974
42	Edgerrin James vs. NYJ, Nov. 16, 2003
39	Eric Dickerson vs. Buf, Dec. 18, 1988
39	Edgerrin James at Sea, Oct. 15, 2000

**MOST ATTEMPTS (GAME) cont...**

- 39 Edgerrin James at Jax, Dec. 11, 2005
- 38 Dominic Rhodes at Buf, Nov. 4, 2001
- 38 Edgerrin James vs. Mia, Sept. 15, 2002
- 37 Lydell Mitchell at Sea, Sept. 18, 1977
- 37 Edgerrin James at Mia, Dec. 17, 2000
- 37 Edgerrin James at N.E., Nov. 7, 2005
- 36 Lydell Mitchell vs. Mia, Dec. 9, 1973
- 36 Lydell Mitchell vs. Mia, Dec. 14, 1975
- 36 Eric Dickerson vs. S.D., Nov. 8, 1987
- 36 Marshall Faulk at N.E., Sept. 13, 1998
- 36 Edgerrin James vs. NYJ, Nov. 12, 2000

**MOST ATTEMPTS (ROOKIE-GAME)**

- 38 Dominic Rhodes at Buf, Nov. 4, 2001
- 34 Edgerrin James vs. Dal, Oct. 31, 1999
- 33 Rodney Culver at N.E., Dec. 6, 1992
- 33 Edgerrin James at N.E., Sept. 19, 1999
- 33 Dominic Rhodes vs. S.F., Nov. 25, 2001
- 33 Dominic Rhodes vs. Den, Jan. 6, 2002

**MOST SEASONS 200+ ATTEMPTS**

- 6 Edgerrin James, 1999-00, 02-05
- 5 Lydell Mitchell, 1973-77
- 5 Marshall Faulk, 1994-98
- 4 Eric Dickerson, 1987-89, 91
- 3 Tom Matte, 1968-69, 71
- 3 Curtis Dickey, 1980-81, 83
- 3 Randy McMillan, 1983, 85-86
- 3 Joseph Addai, 2006-07, 09

**CONSC. SEASONS 200+ ATTEMPTS**

- 5 Lydell Mitchell, 1973-77
- 5 Marshall Faulk, 1994-98
- 4 Edgerrin James, 2002-05
- 3 Eric Dickerson, 1987-89
- 2 Addai/Ameche/Dickey/Gore/  
James/Matte/McMillan/  
Washington

**MOST YARDS (CAREER)**

- 14608 Marvin Harrison, 1996-08
- 14345 Reggie Wayne, 2001-14
- 12065 Edgerrin James, 1999-05
- 11213 Lenny Moore, 1956-67

**MOST YARDS (CAREER)**

- cont...
- 9275 Raymond Berry, 1955-67
- 8124 Marshall Faulk, 1994-98
- 8010 Lydell Mitchell, 1972-77
- 7515 Tom Matte, 1961-72
- 6276 Eric Dickerson, 1987-91
- 5901 Joseph Addai, 2006-11
- 5894 Bill Brooks, 1986-92

**MOST YARDS (SEASON)**

- 2303 Edgerrin James, 2000
- 2227 Marshall Faulk, 1998
- 2139 Edgerrin James, 1999
- 2036 Eric Dickerson, 1988
- 2031 Edgerrin James, 2004
- 1843 Edgerrin James, 2005
- 1804 Marshall Faulk, 1994
- 1779 Lydell Mitchell, 1977
- 1755 Lydell Mitchell, 1976
- 1737 Lydell Mitchell, 1975
- 1732 Marvin Harrison, 2002
- 1667 Marvin Harrison, 1999
- 1634 Joe Washington, 1979
- 1605 Curtis Dickey, 1983

**MOST YARDS (ROOKIE)**

- 2139 Edgerrin James, 1999
- 1804 Marshall Faulk, 1994
- 1406 Joseph Addai, 2006
- 1328 Dominic Rhodes, 2001
- 1136 Bill Brooks, 1986
- 1102 Alan Ameche, 1955

**MOST YARDS (GAME)**

- 267 Marshall Faulk at Balt, Nov. 29, 1998
- 240 Anthony Johnson vs. N.E., Nov. 15, 1992
- 229 Eric Dickerson vs. T.B., Dec. 27, 1987
- 228 Edgerrin James at Sea, Oct. 15, 2000
- 226 Joseph Addai vs. N.E., Nov. 4, 2007
- 224 Raymond Berry at Was, Nov. 10, 1957
- 223 T.Y. Hilton at Hou, Oct. 9, 2014
- 222 Marshall Faulk vs. St.L. Rams, Oct. 1, 1995
- 220 Marshall Faulk at NYJ, Dec. 7, 1997
- 220 Edgerrin James vs. Mia, Sept. 15, 2002
- 219 Lydell Mitchell vs. K.C., Nov. 30, 1975
- 217 Lenny Moore vs. Phil, Nov. 21, 1965

**MOST YARDS (GAME) cont...**

- 216 Alan Ameche vs. LA Rams, Nov. 25, 1956
- 216 Lydell Mitchell at S.D., Nov. 7, 1976
- 215 Edgerrin James at Chi, Nov. 21, 2004
- 213 Marshall Faulk vs. Was, Oct. 23, 1994
- 212 Lenny Moore vs. G.B., Oct. 28, 1956
- 212 Reggie Wayne vs. G.B., Oct. 7, 2012
- 210 Lenny Moore vs. Chi, Oct. 29, 1961
- 210 Roger Carr at NYJ, Oct. 24, 1976
- 209 Edgerrin James vs. Dal, Oct. 31, 1999
- 208 Lenny Moore at NYG, Nov. 9, 1958
- 208 Joseph Addai vs. Phil, Nov. 26, 2006
- 207 Eric Dickerson vs. Hou, Sept. 4, 1988
- 207 Edgerrin James vs. Min, Dec. 24, 2000
- 206 Edgerrin James at Hou, Dec. 28, 2003
- 203 Reggie Langhorne at Was, Oct. 7, 1993
- 202 George Wonsley vs. Det, Sept. 22, 1985
- 200 Marvin Harrison at S.D., Sept. 26, 1999
- 200 Reggie Wayne vs. Dal, Dec. 5, 2010

**MOST YARDS (ROOKIE-GAME)**

- 213 Marshall Faulk vs. Was, Oct. 23, 1994
- 212 Lenny Moore vs. G.B., Oct. 28, 1956
- 209 Edgerrin James vs. Dal, Oct. 31, 1999
- 208 Joseph Addai vs. Phil, Nov. 26, 2006
- 199 Edgerrin James vs. K.C., Nov. 7, 1999
- 199 Edgerrin James at Phil, Nov. 21, 1999
- 194 Alan Ameche vs. Chi, Sept. 25, 1955

**MOST 1,000+ SEASONS**

- 8 Marvin Harrison, 1999-06
- 8 Reggie Wayne, 2004-14
- 6 Lenny Moore, 1957-61, 64
- 6 Edgerrin James, 1999-00, 02-05
- 5 Lydell Mitchell, 1973-77
- 5 Marshall Faulk, 1994-98
- 4 T.Y. Hilton, 2012-16
- 3 Tom Matte, 1963, 67, 69
- 3 Curtis Dickey, 1980-81, 83
- 3 Eric Dickerson, 1987-89
- 3 Joseph Addai, 2006-07, 09

**MOST CONSC. 1,000+ SEASONS**

- 8 Marvin Harrison, 1999-06
- 7 Reggie Wayne, 2004-10
- 5 Lenny Moore, 1957-61
- 5 Lydell Mitchell, 1973-77
- 5 Marshall Faulk, 1994-98
- 4 Edgerrin James, 2002-05
- 4 T.Y. Hilton, 2013-16
- 3 Eric Dickerson, 1987-89

**MOST 100+ GAMES (CAREER)**

- 75 Edgerrin James, 1999-05
- 59 Marvin Harrison, 1996-07
- 47 Lenny Moore, 1956-67
- 43 Reggie Wayne, 2001-14
- 42 Lydell Mitchell, 1972-77
- 38 Marshall Faulk, 1994-98
- 29 Eric Dickerson, 1987-91
- 24 Raymond Berry, 1955-67
- 23 T.Y. Hilton, 2012-16
- 22 Tom Matte, 1961-72
- 19 Joseph Addai, 2006-11
- 18 Jimmy Orr, 1961-70
- 18 Curtis Dickey, 1980-85

**MOST 100+ GAMES (SEASON)**

- 15 Edgerrin James, 2000
- 13 Marshall Faulk, 1998
- 13 Edgerrin James, 2004
- 13 Edgerrin James, 2005
- 12 Edgerrin James, 1999
- 11 Lydell Mitchell, 1976
- 11 Lydell Mitchell, 1977
- 10 Lydell Mitchell, 1975
- 10 Eric Dickerson, 1988
- 10 Marvin Harrison, 2002
- 10 Edgerrin James, 2003

**MOST 100+ GAMES (ROOKIE)**

- 12 Edgerrin James, 1999
- 9 Marshall Faulk, 1994
- 6 Joseph Addai, 2006
- 5 Dominic Rhodes, 2001
- 5 T.Y. Hilton, 2012
- 4 Randy McMillan, 1981
- 3 Ameche/Dickey/Lorick/Potts/Rison
- 2 Brooks/Culver/Gonzalez/Harrison/Moncrief/Moore/Perkins/Vessels

**MOST CONSC. 100+ GAMES**

- 16 Lydell Mitchell, G8-14-1975/G1-9-1976
- 13 Edgerrin James, G1-13, 2005
- 12 Edgerrin James, G1-12, 2000
- 10 Edgerrin James, G4-13, 2004
- 9 Marshall Faulk, G6-14, 1998
- 9 Edgerrin James, G7-15, 1999
- 7 Tom Matte, G5-11, 1969
- 6 Raymond Berry, G5-10, 1960
- 6 Edgerrin James, G4-6-2001/G1-3-2002

**MOST CONSC. 100+ GAMES cont...**

- 5 Eric Dickerson, G14-16-1988/G1-2-1989
- 5 Marshall Faulk, G-14-16-1997/G1-2-1998
- 5 Edgerrin James, G14-16-2000/G1-2-2001
- 5 Edgerrin James, G10-14, 2003
- 4 Addai/Dickerson (2)/Dickey/Faulk/Harrison (5)/James/Mitchell (2)/Moore (2)

**MOST CONSC. 100+ GAMES (ROOKIE)**

- 9 Edgerrin James, G7-15, 1999
- 3 Marshall Faulk, G8-10, 1994
- 3 Tony Lorick, G7-9, 1964
- 2 Addai/Ameche/Brooks/Harrison/McMillan/Moore/Rhodes

**MOST 150+ GAMES (CAREER)**

- 25 Edgerrin James, 1999-05
- 16 Lenny Moore, 1956-67
- 13 Marshall Faulk, 1994-98
- 12 Eric Dickerson, 1987-91
- 11 Lydell Mitchell, 1972-77
- 10 Marvin Harrison, 1996-07
- 8 Raymond Berry, 1955-67
- 7 Reggie Wayne, 2001-14
- 7 T.Y. Hilton, 2012-16
- 6 Albert Bentley, 1985-91
- 4 Jimmy Orr, 1961-70
- 4 Tom Matte, 1961-72
- 3 Addai/Ameche/Carr/Dickey/Rhodes/Washington

**MOST 150+ GAMES (SEASON)**

- 7 Edgerrin James, 2000
- 6 Marshall Faulk, 1998
- 5 Lenny Moore, 1958
- 5 Eric Dickerson, 1988
- 5 Edgerrin James, 2004
- 4 Eric Dickerson, 1989
- 4 Edgerrin James, 1999
- 3 (9 times) Last: T.Y. Hilton, 2014

**MOST 150+ GAMES (ROOKIE)**

- 4 Edgerrin James, 1999
- 3 Marshall Faulk, 1994
- 3 Dominic Rhodes, 2001
- 2 Alan Ameche, 1955
- 1 Addai/Brooks/McMillan/Moore

**MOST 1,500+ SEASONS**

- 5 Edgerrin James, 1999-00, 03-05
- 4 Marshall Faulk, 1994-95, 97-98
- 3 Lydell Mitchell, 1975-77
- 3 Marvin Harrison, 1999, 01-02
- 2 Eric Dickerson, 1988-89

**MOST 1,500+ SEASONS cont...**

- 1 Lenny Moore, 1958
- 1 Joe Washington, 1979
- 1 Curtis Dickey, 1983
- 1 Reggie Wayne, 2007

**PCT. OF NET YARDAGE SEASONAL LEADERS**

- 43.5 Marshall Faulk, 1998 (2227-5116)
- 41.8 Eric Dickerson, 1988 (2036-4870)
- 40.9 Marshall Faulk, 1994 (1804-4413)
- 38.8 Lydell Mitchell, 1977 (1779-4588)
- 38.6 Lydell Mitchell, 1975 (1737-4498)
- 37.5 Edgerrin James, 2000 (2303-6141)
- 37.4 Edgerrin James, 1999 (2139-5726)
- 33.9 Lydell Mitchell, 1974 (1301-3843)
- 33.8 Lenny Moore, 1958 (1536-4539)
- 33.7 Joe Washington, 1979 (1634-4846)
- 33.7 Lydell Mitchell, 1976 (1755-5236)
- 32.5 Joe Washington, 1978 (1333-4107)
- 32.0 Curtis Dickey, 1983 (1605-5018)

**SACKS****\*(SINCE 1982)****MOST (CAREER)**

- 122.0 Robert Mathis, 2003-16
- 107.5 Dwight Freeney, 2002-12
- 50.0 Duane Bickett, 1985-93
- 40.0 Donnell Thompson, 1981-91
- 37.0 Chad Bratzke, 1999-03

**MOST (SEASON)**

- 19.5 Robert Mathis, 2013
- 16.0 Dwight Freeney, 2004
- 13.5 Dwight Freeney, 2009
- 13.0 Dwight Freeney, 2002
- 12.0 Chad Bratzke, 1999
- 11.5 Johnnie Cooks, 1984
- 11.5 Robert Mathis, 2005
- 11.5 Robert Mathis, 2008
- 11.0 (4 times) Last: Robert Mathis, 2010

**MOST (ROOKIE)**

- 13.0 Dwight Freeney, 2002
- 11.0 Vernon Maxwell, 1983
- 6.5 Jonathan Newsome, 2014
- 6.0 Duane Bickett, 1985
- 5.0 Jon Hand, 1986
- 4.5 Ellis Johnson, 1995

**MOST (GAME)**

- 4.5 Johnnie Cooks at LA Raid, Nov. 25, 1984
- 4.0 Chip Banks vs. Cle, Sept. 6, 1992
- 4.0 Duane Bickett at NYJ, Nov. 1, 1987
- 3.5 Duane Bickett at N.E., Dec. 6, 1992
- 3.0 (20 times) Last: Robert Mathis at Jax, Sept. 29, 2013

**MOST (ROOKIE-GAME)**

- 3.0 Vernon Maxwell vs. Den, Sept. 11, 1983
- 2.0 (11 times) Last: T.Y. McGill at Mia, Dec. 27, 2015

**MOST GAMES SACKS (CAREER)**

- 93 Robert Mathis, 2003-16
- 81 Dwight Freeney, 2002-12
- 38 Duane Bickett, 1985-93
- 37 Donnell Thompson, 1982-91
- 32 Jon Hand, 1986-93

**MOST GAMES SACKS (SEASON)**

- 12 Robert Mathis, 2013
- 11 Dwight Freeney, 2009
- 11 Robert Mathis, 2005
- 10 Dwight Freeney, 2002
- 9 Dwight Freeney, 2004
- 9 Dwight Freeney, 2005
- 9 Robert Mathis, 2010

**MOST GAMES MULTI-SACKS (CAREER)**

- 29 Robert Mathis, 2003-16
- 25 Dwight Freeney, 2002-12
- 10 Duane Bickett, 1986-93
- 10 Chad Bratzke, 1999-01
- 6 (4 times) Last: Ellis Johnson, 1997-01

**MOST GAMES MULTI-SACKS (SEASON)**

- 7 Robert Mathis, 2013
- 5 Chad Bratzke, 1999
- 5 Dwight Freeney, 2004
- 4 Robert Mathis, 2006
- 4 Robert Mathis, 2008
- 3 (12 times) Last: Jonathan Newsome, 2014

**INTERCEPTIONS****MOST (CAREER)**

- 57 Bobby Boyd, 1960-68
- 37 Don Shinnick, 1957-68
- 35 Eugene Daniel, 1984-96
- 34 Jerry Logan, 1963-72
- 32 Andy Nelson, 1957-63
- 31 Rick Volk, 1967-75
- 27 Milt Davis, 1957-60
- 27 Mike Prior, 1987-92
- 25 Stan White, 1972-79
- 24 Bert Rechichar, 1953-59

**MOST (SEASON)**

- 11 Tom Keane, 1953
- 10 Milt Davis, 1957
- 10 Lyle Blackwood, 1977
- 9 Bobby Boyd, 1964
- 9 Bobby Boyd, 1965

**MOST (SEASON) cont...**

- 8 Andy Nelson, 1958
- 8 Ray Brown, 1958
- 8 Bobby Boyd, 1968
- 8 Charlie Stukes, 1971
- 8 Stan White, 1975
- 8 Eugene Daniel, 1985
- 8 Ray Buchanan, 1994

**MOST (ROOKIE)**

- 10 Milt Davis, 1957
- 8 Ray Brown, 1958
- 7 Bobby Boyd, 1960
- 6 Rick Volk, 1967
- 6 Eugene Daniel, 1984

**MOST (GAME)**

- 3 Bert Rechichar vs. Chi, Sept. 27, 1953
- 3 Tom Keane at Phil, Nov. 15, 1953
- 3 Tom Keane at LA Rams, Dec. 4, 1954
- 3 Gary Glick at Was, Nov. 26, 1961
- 3 Jerry Logan at NYJ, Oct. 18, 1970
- 3 Jackie Wallace at N.E., Sept. 12, 1976
- 3 Lyle Blackwood vs. NYJ, Nov. 20, 1977
- 3 Eugene Daniel vs. G.B., Oct. 27, 1985
- 3 Leonard Coleman vs. N.O., Oct. 12, 1986
- 3 Mike Prior vs. Pho, Dec. 20, 1992

**MOST (ROOKIE-GAME)**

- 2 (15 times) Most: Milt Davis (3)/ Ray Brown (3)/Bobby Boyd (2)/ Last: Clint Session at S.D., Nov. 11, 2007

**MOST GAMES INTERCEPTIONS (CAREER)**

- 48 Bobby Boyd, 1960-68
- 31 Jerry Logan, 1963-72
- 31 Eugene Daniel, 1984-96
- 29 Rick Volk, 1967-75
- 28 Don Shinnick, 1957-68
- 26 Andy Nelson, 1957-63
- 24 Mike Prior, 1987-92
- 21 Bert Rechichar, 1953-59
- 21 Milt Davis, 1957-60
- 20 Stan White, 1972-79

**MOST GAMES INTERCEPTIONS (SEASON)**

- 8 Bobby Boyd, 1964
- 7 Tom Keane, 1953
- 7 Milt Davis, 1957
- 7 Bobby Boyd, 1962, 65
- 7 Ray Buchanan, 1994
- 6 (Many times) Last: Mike Prior, 1992

**MOST GAMES INTERCEPTIONS (ROOKIE)**

- 7 Milt Davis, 1957
- 6 Eugene Daniel, 1984
- 5 Ray Brown, 1958
- 5 Bobby Boyd, 1960
- 5 Rick Volk, 1967

**MOST CONSC. GAMES INTERCEPTIONS (CAREER)**

- 5 Ray Buchanan, G10-14, 1994
- 4 Carl Taseff, G8-11, 1958
- 4 Don Shinnick, G11-12-1959/G1-2-1960
- 4 Charlie Stukes, G2-5, 1971
- 3 (24 times) Last: Ray Buchanan, G12-14, 1994

**MOST CONSC. GAMES INTERCEPTIONS (ROOKIE)**

- 3 Milt Davis, G1-3, 1957
- 3 Don Shinnick, G1-3, 1957
- 3 Eugene Daniel, G13-15, 1984
- 2 (Many times) Last: Jason David, G12-13, 2004

**MOST GAMES 2+ INTERCEPTIONS (CAREER)**

- 9 Bobby Boyd, 1960-68
- 9 Don Shinnick, 1957-68
- 6 Milt Davis, 1957-60
- 6 Andy Nelson, 1957-63
- 5 Stan White, 1972-79
- 4 Tom Keane, 1953-54
- 4 Charlie Stukes, 1967-72
- 3 Adams/Blackwood/Brown/ Daniel/June/Thompson

**MOST GAMES 2+ INTERCEPTIONS (ROOKIE)**

- 3 Milt Davis, 1957
- 3 Ray Brown, 1958
- 2 Bobby Boyd, 1960
- 1 Braziel/Daniel/Eggers/Jones/ Nelson/Session/Volk

**MOST YARDS RETURNED (CAREER)**

- 994 Bobby Boyd, 1960-68
- 518 Rick Volk, 1967-75
- 423 Eugene Daniel, 1984-96
- 410 Milt Davis, 1957-60
- 397 Jerry Logan, 1963-72
- 379 Bruce Laird, 1972-81
- 372 Lyle Blackwood, 1977-80
- 365 Andy Nelson, 1957-63
- 358 Ray Buchanan, 1993-96
- 351 Mike Prior, 1987-92
- 348 Stan White, 1972-79



**MOST YARDS RETURNED (SEASON)**

225	Keith Taylor, 1989
221	Ray Buchanan, 1994
219	Milt Davis, 1957
199	Andy Nelson, 1958
185	Bobby Boyd, 1964
163	Bobby Boyd, 1962
163	Lyle Blackwood, 1977
160	Bobby Boyd, 1968
154	Rick Volk, 1968
149	Ray Brown, 1958

**MOST YARDS RETURNED (ROOKIE)**

219	Milt Davis, 1957
149	Ray Brown, 1958
145	Rick Volk, 1967
132	Bobby Boyd, 1960
94	James Burroughs, 1982

**MOST YARDS RETURNED (GAME)****\*ROOKIE**

121	*Milt Davis at Chi, Nov. 17, 1957
116	Andy Nelson vs. G.B., Nov. 2, 1958
113	Ray Buchanan at N.E., Dec. 11, 1994
107	Kelvin Hayden vs. Cin, Dec. 7, 2008
97	Eugene Daniel vs. NYJ, Oct. 29, 1995
95	Dwight Lowery at Ten, Sept. 27, 2015
94	*Rick Volk at Chi, Oct. 8, 1967
94	*James Burroughs at Min, Dec. 12, 1982
90	Rick Volk at S.F., Oct. 13, 1968
90	*Steve Emtman at Mia, Oct. 25, 1992
84	*Bobby Boyd vs. Det, Dec. 4, 1960

**HIGHEST RETURN AVERAGE  
(CAREER-12 INT)**

22.5	Jason Belser, 1992-00
22.2	Ray Buchanan, 1993-94
20.5	Gary Brackett, 2003-11
19.9	Bruce Laird, 1972-81
19.6	Lyle Blackwood, 1977-80
18.3	Ray Brown, 1958-60
17.4	Bobby Boyd, 1960-68
16.7	Rick Volk, 1967-75
15.2	Milt Davis, 1957-60
14.0	Don Shula, 1953-56

**HIGHEST RETURN AVERAGE  
(SEASON-4 INT)**

36.5	Lyle Blackwood, 1978
32.1	Keith Taylor, 1989
32.0	Gary Brackett, 2007
31.5	Jackie Wallace, 1975
30.3	Nick Harper, 2003
27.6	Ray Buchanan, 1994
25.7	Rick Volk, 1968

**HIGHEST RETURN AVERAGE  
(ROOKIE-4 INT)**

24.2	Rick Volk, 1967
21.9	Milt Davis, 1957
18.9	Bobby Boyd, 1960
18.6	Ray Brown, 1958

**HIGHEST RETURN AVERAGE  
(GAME-2 INT) \*ROOKIE**

60.5	*Milt Davis at Chi, Nov. 17, 1957
58.0	Andy Nelson vs. G.B., Nov. 2, 1958
56.5	Ray Buchanan at N.E., Dec. 11, 1994
53.5	Kelvin Hayden vs. Cin, Dec. 7, 2008
47.5	Dwight Lowery at Ten., Sept. 27, 2015
42.0	*Bobby Boyd vs. Det, Dec. 4, 1960
41.0	Keith Taylor vs. Buf, Oct. 8, 1989
39.5	*Milt Davis at S.F., Dec. 8, 1957
37.0	Gary Brackett at Balt, Dec. 9, 2007
31.5	Wendell Harris vs. Det, Oct. 10, 1965
31.0	Darius Butler at Jax, Nov. 8, 2012

**LONGEST RETURN (\*ROOKIE)**

97t	Eugene Daniel vs. NYJ, Oct. 29, 1995
94t	*Rick Volk at Chi, Oct. 8, 1967
94t	*James Burroughs at Min, Dec. 12, 1982
90t	Rick Volk at S.F., Oct. 13, 1968
90t	*Steve Emtman at Mia, Oct. 25, 1992
90t	Ray Buchanan at N.E., Dec. 11, 1994
85t	Kelvin Hayden vs. Cin, Dec. 7, 2008
83t	Matt Giordano vs. N.O., Sept. 6, 2007
80t	John Holt vs. S.D., Nov. 30, 1986
80t	Keith Taylor vs. Buf, Oct. 8, 1989

**MOST TOUCHDOWNS (CAREER)**

5	Jerry Logan, 1963-72
4	Bobby Boyd, 1960-68
3	Milt Davis, 1957-60
3	Andy Nelson, 1957-63
3	Ray Buchanan, 1993-94
3	Eugene Daniel, 1984-96
3	Jason Belser, 1992-00
3	Kelvin Hayden, 2005-10
3	Darius Butler, 2012-15
2	Blackwood/Burris/Curtis/ Freeman/Haymond/June/Lacey/ Lyles/Mathis/Powers/Wallace/ White

**MOST TOUCHDOWNS (SEASON)****\*ROOKIE**

3	Ray Buchanan, 1994
2	*Milt Davis, 1957
2	Jerry Logan, 1965, 70

**MOST TOUCHDOWNS (SEASON)****\*ROOKIE** cont...

2	Jackie Wallace, 1975
2	Lyle Blackwood, 1978
2	Jason Belser, 1996
2	Cato June, 2005
2	Kelvin Hayden, 2010
2	Darius Butler, 2012

\*ROOKIES with 1 (Brazier/Burroughs/  
David/Emtman/Hutchins/Lacey/Volk)

**CONSC. GAMES WITH TOUCHDOWNS**

2	Ray Buchanan, G13-14, 1994
---	----------------------------

**PUNTING****MOST (CAREER)**

985	Rohn Stark, 1982-94
838	David Lee, 1966-78
577	Hunter Smith, 1999-08
569	Pat McAfee, 2009-16
277	Chris Gardocki, 1995-98
232	Tom Gilburg, 1961-65
119	Cotton Davidson, 1954-57
99	Bucky Dilts, 1979
95	Ray Brown, 1958-60
82	Mike Bragg, 1980

**MOST (SEASON)**

99	Bucky Dilts, 1979
98	Rohn Stark, 1984
92	David Lee, 1978
91	Rohn Stark, 1983
88	Pat McAfee, 2011
86	David Lee, 1975
85	Pat McAfee, 2015
83	Rohn Stark, 1992, 93
82	David Lee, 1977
82	Mike Bragg, 1980
82	Rohn Stark, 1991

**MOST (ROOKIE)**

72	Cotton Davidson, 1954
64	Pat McAfee, 2009
58	Hunter Smith, 1999
54	Ray Brown, 1958
51	Dave Sherer, 1959
49	David Lee, 1966

**MOST (GAME)**

12	Chris Gardocki at Buf, Oct. 6, 1996
11	Cotton Davidson at Chi, Oct. 10, 1954
11	Joe Don Looney at S.F., Nov. 29, 1964
11	David Lee at Mia, Nov. 11, 1973
11	David Lee at N.E., Oct. 19, 1975
10	Ray Brown at S.F., Dec. 18, 1960
10	David Lee at Buf, Dec. 1, 1974
10	David Lee at NYG, Dec. 7, 1975

**MOST (GAME) cont...**

- 10 Bucky Dilts at K.C., Sept. 2, 1979
- 10 Rohn Stark at Den, Dec. 11, 1983
- 10 Rohn Stark at LA Raid, Nov. 25, 1984
- 10 Rohn Stark at N.E., Oct. 2, 1988
- 10 Rohn Stark at N.E., Dec. 8, 1991
- 10 Pat McAfee vs. N.O., Oct. 25, 2015

**MOST (ROOKIE-GAME)**

- 11 Cotton Davidson at Chi, Oct. 10, 1954
- 11 Joe Don Looney at S.F., Nov. 29, 1964
- 9 Ray Brown at Chi, Nov. 16, 1958
- 9 David Lee vs. LA Rams, Nov. 27, 1966
- 8 (3 times) Last: Cotton Davidson vs. Det., Nov. 6, 1954

**MOST PUNT YARDS (CAREER)**

- 43162 Rohn Stark, 1982-94
- 34019 David Lee, 1966-78
- 26366 Pat McAfee, 2009-16
- 25040 Hunter Smith, 1999-08
- 12403 Chris Gardocki, 1995-98

**MOST PUNT YARDS (SEASON)**

- 4383 Rohn Stark, 1984
- 4124 Rohn Stark, 1983
- 4098 Pat McAfee, 2011
- 4052 Pat McAfee, 2015
- 3716 Rohn Stark, 1992
- 3657 Bucky Dilts, 1979
- 3595 Rohn Stark, 1993
- 3584 Rohn Stark, 1985
- 3583 Chris Gardocki, 1998
- 3520 Pat McAfee, 2012
- 3513 David Lee, 1978
- 3499 Pat McAfee, 2013
- 3492 Rohn Stark, 1991
- 3432 Rohn Stark, 1986

**MOST PUNT YARDS (ROOKIE)**

- 2837 Pat McAfee, 2009
- 2678 Cotton Davidson, 1954
- 2467 Hunter Smith, 1999
- 2233 David Lee, 1966
- 2132 Dave Sherer, 1959

**MOST PUNT YARDS (GAME)**

- 551 Chris Gardocki at Buf, Oct. 6, 1996
- 517 Pat McAfee vs. N.O., Oct. 25, 2015
- 462 Rohn Stark at Den, Dec. 11, 1983
- 456 Rohn Stark at N.E., Oct. 2, 1988
- 451 Pat McAfee vs. Atl, Nov. 6, 2011
- 446 Joe Don Looney at S.F., Nov. 29, 1964
- 444 Rohn Stark at LA Raid, Nov. 25, 1984

**MOST PUNT YARDS (GAME)**

- cont...
- 440 Pat McAfee vs. Den, Oct. 20, 2013
- 425 Cotton Davidson at Chi, Oct. 10, 1954
- 413 Bucky Dilts at K.C., Sept. 2, 1979
- 413 Rohn Stark at N.E., Dec. 8, 1991
- 409 David Lee vs. LA Rams, Nov. 27, 1966
- 405 Ray Brown at Chi, Nov. 16, 1958

**MOST PUNT YARDS (GAME-ROOKIE)**

- 445 Joe Don Looney at S.F., Nov. 29, 1964
- 425 Cotton Davidson at Chi, Oct. 10, 1954
- 409 David Lee vs. LA Rams, Nov. 27, 1966
- 405 Ray Brown at Chi, Nov. 16, 1958
- 339 Pat McAfee vs. N.E., Nov. 15, 2009

**HIGHEST AVERAGE (CAREER-75 MIN)**

- 46.3 Pat McAfee, 2009-16
- 44.8 Chris Gardocki, 1995-98
- 43.8 Rohn Stark, 1982-94
- 43.4 Hunter Smith, 1999-08
- 41.4 Tom Gilburg, 1961-65
- 40.6 David Lee, 1966-78
- 39.4 Mike Garrett, 1981
- 39.3 Ray Brown, 1958-60
- 39.1 Mike Bragg, 1980
- 36.9 Bucky Dilts, 1979

**HIGHEST AVERAGE (SEASON-32 MIN)**

- 48.2 Pat McAfee, 2012
- 47.7 Pat McAfee, 2015
- 46.7 Pat McAfee, 2014
- 46.6 Pat McAfee, 2011
- 46.0 Pat McAfee, 2013
- 45.9 Rohn Stark, 1985
- 45.7 Chris Gardocki, 1996
- 45.6 David Lee, 1966
- 45.4 Chris Gardocki, 1998
- 45.3 Rohn Stark, 1983
- 45.3 Chris Gardocki, 1997
- 45.3 David Lee, 1969
- 45.2 Rohn Stark, 1986
- 45.2 Hunter Smith, 2004
- 44.8 Rohn Stark, 1992

**HIGHEST AVERAGE (ROOKIE-32 MIN)**

- 45.6 David Lee, 1966
- 44.4 Rohn Stark, 1982 (9-game season)
- 44.3 Pat McAfee, 2009
- 43.0 Tom Gilburg, 1961
- 42.5 Hunter Smith, 1999

**HIGHEST AVERAGE (GAME-3 MIN)****\*ROOKIE**

- 57.7 Hunter Smith at Hou, Sept. 23, 2007
- 56.7 Pat McAfee vs. N.E., Nov. 16, 2014
- 56.5 Hunter Smith at K.C., Sept. 3, 2000
- 56.3 \*David Lee vs. S.F., Sept. 25, 1966
- 56.2 Rohn Stark vs. Den, Oct. 13, 1985
- 55.4 Pat McAfee vs. K.C., Oct. 9, 2011
- 55.3 Pat McAfee vs. PHI, Sept. 15, 2014
- 54.5 Rohn Stark at N.E., Sept. 4, 1983
- 54.3 Hunter Smith vs. N.E., Nov. 2, 2008
- 54.0 Tom Gilburg vs. S.F., Oct. 3, 1965
- 53.7 \*David Lee at Chi, Oct. 9, 1966
- 53.6 Pat McAfee vs. Min, Sept. 16, 2012

**40.0+ GAMES (CAREER-3 PUNT MIN)**

- 143 Rohn Stark, 1982-94
- 104 Pat McAfee, 2009-16
- 96 David Lee, 1966-78
- 89 Hunter Smith, 1999-08
- 46 Chris Gardocki, 1995-98
- 30 Tom Gilburg, 1961-65

**40.0+ GAMES (SEASON-3 PUNT MIN)**

- 16 Pat McAfee, 2011
- 16 Pat McAfee, 2015
- 15 Chris Gardocki, 1998
- 14 Rohn Stark, 1983
- 14 Pat McAfee, 2012
- 14 Pat McAfee, 2014
- 13 Pat McAfee, 2013
- 13 Rohn Stark, 1984-85, 92-93
- 13 Hunter Smith, 2001
- 12 David Lee, 1979
- 12 Rohn Stark, 1986, 89-90
- 12 Chris Gardocki, 1997
- 11 Chris Gardocki, 1996
- 11 Hunter Smith, 2004
- 11 Pat McAfee, 2009

**50.0+ GAMES (CAREER-3 PUNT MIN)**

- 22 Pat McAfee, 2009-16
- 15 Rohn Stark, 1982-94
- 14 Hunter Smith, 1999-08
- 6 David Lee, 1966-78
- 4 Chris Gardocki, 1995-98
- 3 Tom Gilburg, 1961-65
- 1 Mike Garrett, 1981

**50.0+ GAMES (SEASON-3 PUNT MIN)**

- 5 Pat McAfee, 2012
- 4 Pat McAfee, 2011
- 4 Pat McAfee, 2015
- 4 Pat McAfee, 2016
- 3 Pat McAfee, 2014

**50.0+ GAMES (SEASON-3 PUNT MIN)**

cont...

- 3 David Lee, 1966
- 3 Rohn Stark, 1992
- 3 Hunter Smith (2), 2001, 07
- 2 Tom Gilburg, 1962
- 2 Rohn Stark (2), 1983, 93
- 2 Chris Gardocki, 1998
- 2 Hunter Smith (2), 2000, 08
- 2 Pat McAfee, 2013

**PUNTS BLOCKED (CAREER)**

- 11 David Lee, 1966-78
- 7 Rohn Stark, 1982-94
- 5 Hunter Smith, 1999-08
- 3 Pat McAfee, 2009-16
- 2 Bragg/Dilts
- 1 Colquitt/Davidson

**PUNTS BLOCKED (SEASON)**

- 2 David Lee (3), 1973, 77, 78
- 2 Bucky Dilts, 1979
- 2 Mike Bragg, 1980
- 2 Rohn Stark (2), 1985, 87
- 2 Hunter Smith, 1999

**PUNTS BLOCKED (GAME)**

- 2 David Lee at Mia, Nov. 11, 1973

**MOST TOUCHBACKS (CAREER)**

- 111 Rohn Stark, 1982-94
- 79 David Lee, 1966-78
- 61 Hunter Smith, 1999-08
- 49 Pat McAfee, 2009-16
- 25 Chris Gardocki, 1995-98
- 11 Tom Gilburg, 1961-65
- 8 Ray Brown, 1958-60
- 5 Bragg/Davidson/Dilts

**MOST TOUCHBACKS (SEASON)**

- 14 Rohn Stark, 1985
- 13 Rohn Stark, 1993
- 12 David Lee, 1967
- 12 Rohn Stark, 1982
- 12 Hunter Smith, 2001

**MOST TOUCHBACKS (ROOKIE)**

- 12 Rohn Stark, 1982
- 8 Hunter Smith, 1999
- 6 Pat McAfee, 2009
- 4 Brown/Sherer

**MOST TOUCHBACKS (GAME)**

- 4 Rohn Stark at Buf, Oct. 20, 1985
- 4 Rohn Stark vs. Mia, Nov. 6, 1993
- 4 Rohn Stark at T.B., Sept. 11, 1994
- 3 (9 times) Stark (4)/Lee (2)/Davidson/Looney/Smith

**MOST INSIDE 20 (CAREER, SINCE 1976)**

- 224 Rohn Stark, 1982-94
- 193 Hunter Smith, 1999-08
- 191 Pat McAfee, 2009-16
- 80 Chris Gardocki, 1995-98
- 57 David Lee, 1966-78

**MOST INSIDE 20 (SEASON)**

- 30 Pat McAfee, 2014
- 28 Pat McAfee, 2015
- 27 Pat McAfee, 2013
- 26 Hunter Smith, 2002
- 26 Pat McAfee, 2012
- 24 Rohn Stark, 1990
- 23 Rohn Stark, 1986
- 23 Chris Gardocki (2), 1996, 98
- 23 Hunter Smith (2), 2005, 08
- 22 Mike Bragg, 1980
- 22 Rohn Stark (2), 1992, 94
- 21 (8 times) Last: Pat McAfee, 2011

**MOST INSIDE 20 (GAME)**

- 6 Pat McAfee vs. Den, Oct. 20, 2013
- 5 David Lee at St.L., Dec. 4, 1976
- 5 Rohn Stark at N.E., Nov. 11, 1990
- 5 Pat McAfee vs. Hou, Dec. 20, 2015

**LONGEST PUNTS**

- 76 David Lee at NYG, Oct. 17, 1971
- 74 Pat McAfee vs. Chi, Oct. 9, 2016
- 72 Rohn Stark at Mia, Sept. 23, 1984
- 72 Chris Gardocki at S.D., Oct. 27, 1997
- 72 Pat McAfee at Den, Sept. 18, 2016
- 69 Rohn Stark at Buf, Dec. 2, 1984
- 69 Chris Gardocki at Buf, Sept. 17, 1995 (twice)
- 69 Hunter Smith vs. Balt, Oct. 13, 2002
- 68 David Lee vs. N.O., Dec. 10, 1967
- 68 Rohn Stark at Den, Dec. 11, 1983
- 68 Rohn Stark vs. Den, Oct. 13, 1985
- 67 David Lee at Sea, Nov. 12, 1978
- 67 Rohn Stark at Buf, Sept. 18, 1983

**LONGEST PUNTS (ROOKIE)**

- 64 Joe Don Looney at Det, Oct. 25, 1964
- 64 David Lee vs. S.F., Sept. 25, 1966
- 64 David Lee at LA Rams, Oct. 30, 1966
- 62 Joe Don Looney at LA Rams, Nov. 22, 1964
- 61 Tom Gilburg vs. LA Rams, Sept. 17, 1961
- 61 Hunter Smith vs. Was, Dec. 19, 1999

**PUNT RETURNS MOST (CAREER)**

- 155 Clarence Verdin, 1988-93
- 119 Terrence Wilkins, 1999-01, 03, 06
- 112 Carl Taseff, 1953-61
- 109 Howard Stevens, 1975-77
- 108 Alvin Haymond, 1964-67

**PUNT RETURNS MOST (CAREER)**

cont...

- 84 Rick Volk, 1967-75
- 79 Nesby Glasgow, 1979-87
- 74 Troy Walters, 2002-05
- 71 Bert Rechichar, 1953-59
- 63 Jerry Logan, 1963-72
- 60 Bruce Laird, 1972-81

**MOST (SEASON) \*ROOKIE**

- 44 \*Nesby Glasgow, 1979
- 42 \*Dewell Brewer, 1994
- 41 Alvin Haymond, 1965
- 41 \*Terrence Wilkins, 1999
- 40 Alvin Haymond, 1966
- 40 Robbie Martin, 1985
- 39 Howard Stevens, 1976
- 36 Howard Stevens, 1975
- 35 Troy Walters, 2002
- 34 \*Bruce Laird, 1972
- 34 Howard Stevens, 1977
- 31 Clarence Verdin, 1990

**MOST (GAME)**

- 9 Nesby Glasgow at K.C., Sept. 2, 1979
- 8 Howard Stevens vs. T.B., Oct. 3, 1976
- 7 Alvin Haymond vs. Det, Oct. 10, 1965
- 7 Alvin Haymond vs. LA Rams, Nov. 27, 1966
- 7 Larry Anderson vs. Den, Sept. 11, 1983
- 7 Robbie Martin at S.F., Oct. 5, 1986
- 6 (10 times) Last: Jamie Silva vs. S.F., Nov. 1, 2009

**MOST (ROOKIE-GAME)**

- 9 Nesby Glasgow at K.C., Sept. 2, 1979
- 6 Bruce Laird vs. Buf, Dec. 3, 1972
- 5 (9 times) Last: Nate Jacquet at NYJ, Dec. 14, 1997
- 4 (27 times) Last: Quan Bray vs. Ten, Jan. 3, 2016

**MOST YARDAGE (CAREER)**

- 1537 Clarence Verdin, 1988-93
- 1065 Terrence Wilkins, 1999-01, 03, 06
- 1012 Howard Stevens, 1975-77
- 911 Alvin Haymond, 1964-67
- 826 Carl Taseff, 1953-61
- 643 Nesby Glasgow, 1979-87
- 594 Jerry Logan, 1963-72
- 587 Troy Walters, 2002-05
- 552 Robbie Martin, 1985-86
- 521 Rick Volk, 1967-75
- 475 T.Y. Hilton 2012-15
- 405 Bruce Laird, 1972-81
- 405 Ron Gardin, 1970-71

**MOST YARDAGE (SEASON) \*ROOKIE**

443	Robbie Martin, 1985
403	Alvin Haymond, 1965
396	Howard Stevens, 1975
396	Clarence Verdin, 1990
388	*Terrence Wilkins, 1999
352	*Nesby Glasgow, 1979
347	Alvin Haymond, 1966
339	*Dewell Brewer, 1994
330	*Ron Gardin, 1970
315	Howard Stevens, 1976
303	*Bruce Laird, 1972
300	*T.Y. Hilton, 2012

**MOST YARDS (GAME)**

148	Carl Taseff at GBM, Oct. 14, 1956
141	Ray Buchanan vs. S.D., Nov. 3, 1996
124	Clarence Verdin at N.E., Nov. 11, 1990
111	T.Y. Hilton, vs. Buf, Nov. 25, 2012
110	Ron Gardin vs. Mia, Nov. 1, 1970
107	Dewell Brewer vs. Mia, Dec. 18, 1994
106	Robbie Martin vs. Mia, Nov. 17, 1985
105	Terrence Wilkins at NYJ, Sept. 9, 2001
102	Marvin Harrison at NYJ, Sept. 8, 1996
97	Alvin Haymond vs. S.F., Sept. 25, 1966
97	Clarence Verdin at Mia, Oct. 25, 1992
96	Clarence Verdin vs. N.E., Nov. 15, 1992

**MOST YARDS (GAME-ROOKIE)**

111	T.Y. Hilton vs. Buf, Nov. 25, 2012
110	Ron Gardin vs. Mia, Nov. 1, 1970
107	Dewell Brewer vs. Mia, Dec. 18, 1994
102	Marvin Harrison at NYJ, Sept. 8, 1996
87	Leonard Dunlap vs. NYJ, Sept. 19, 1971
75	Nesby Glasgow at N.E., Nov. 18, 1979

**HIGHEST AVERAGE (CAREER-30 MIN)**

13.5	Ron Gardin, 1970-71
10.1	T.Y. Hilton, 2012-16
9.9	Clarence Verdin, 1988-93
9.7	Robbie Martin, 1985-86
9.3	Howard Stevens, 1975-77
9.2	Jerry Logan, 1963-72
9.1	T.J. Rushing, 2006-09
8.9	Terrence Wilkins, 1999-01, 03, 06
8.4	Alvin Haymond, 1964-67
8.2	Nesby Glasgow, 1979-87
8.2	Griff Whalen, 2013-15

**HIGHEST AVERAGE (SEASON-14 MIN)**

13.1	T.J. Rushing, 2007
12.9	Clarence Verdin, 1989
12.8	Clarence Verdin, 1990
12.6	Wendell Harris, 1964
11.8	Ron Gardin, 1970
11.5	T.Y. Hilton, 2012
11.2	Clarence Verdin, 1992
11.1	Robbie Martin, 1985
11.0	Howard Stevens, 1975
10.9	Clarence Verdin, 1988
10.4	Terrence Wilkins, 2001

**HIGHEST AVERAGE (ROOKIE-14 MIN)**

11.8	Ron Gardin, 1970
11.5	T.Y. Hilton, 2012
10.0	Jerry Logan, 1963
9.8	Marvin Harrison, 1996
9.5	Terrence Wilkins, 1999
8.9	Bruce Laird, 1972

**HIGHEST AVERAGE (GAME-2 MIN)****\*ROOKIE**

47.0	T.J. Rushing at Oak, Dec. 16, 2007
37.5	Ron Gardin vs. NYJ, Sept. 19, 1971
37.0	Carl Taseff at GBM, Oct. 14, 1956
36.7	*Ron Gardin vs. Mia, Nov. 1, 1970
32.3	Clarence Verdin at Mia, Oct. 25, 1992
32.0	Alvin Haymond at Min, Nov. 14, 1965
28.2	Ray Buchanan vs. S.D., Nov. 3, 1996
28.0	*Terrence Wilkins at NYG, Nov. 14, 1999
27.8	*T.Y. Hilton vs. Buf, Nov. 25, 2012
27.3	Terrence Wilkins vs. Jax, Sept. 24, 2006
26.8	*Dewell Brewer vs. Mia, Dec. 18, 1994

**MOST FAIR CATCHES (CAREER)**

55	Rick Volk, 1967-75
54	Clarence Verdin, 1988-93
53	Troy Walters, 2002-05
47	Terrence Wilkins, 1999-01, 03, 06
42	Griff Whalen, 2013-15
38	T.J. Rushing, 2006-009
34	Nesby Glasgow, 1979-87
33	T.Y. Hilton, 2012-16
25	Mike Prior, 1987-92
23	Howard Stevens, 1975-77
22	Alvin Haymond, 1964-67
20	Ron Gardin, 1970-71

**MOST FAIR CATCHES (SEASON)****\*ROOKIE**

25	Troy Walters, 2005
22	T.J. Rushing, 2009
20	*Ron Gardin, 1970
20	Rick Volk, 1971

**MOST FAIR CATCHES (SEASON)****\*ROOKIE cont...**

18	*T.Y. Hilton, 2012
18	Griff Whalen, 2015
17	Clarence Verdin, 1993
17	*Terrence Wilkins, 1999
17	Griff Whalen, 2014
15	Nesby Glasgow, 1980
15	Troy Walters, 2002
14	T.J. Rushing, 2007
14	*Blair White, 2010

**MOST FAIR CATCHES (GAME)****\*ROOKIE**

6	Griff Whalen vs. Cin, Oct. 19, 2014
6	Griff Whalen vs. Jax, Oct. 5, 2015
5	*T.Y. Hilton vs. G.B., Oct. 7, 2012
4	Timmy Brown at NYG, Nov. 2, 1968
4	*Ron Gardin at Mia, Nov. 22, 1970
4	*Marvin Harrison at Buf, Oct. 6, 1996
4	*Brad Pyatt vs. Hou, Oct. 26, 2003
4	Griff Whalen at Ten, Sept. 27, 2015
3	(31 times) Last: Griff Whalen vs. NYJ, Sept. 21, 2015
	*ROOKIE: Blair White vs. Ten, Jan. 2, 2011

**LONGEST RETURN (\*ROOKIE)**

90t	Carl Taseff at GBM, Oct. 14, 1956
90t	T.J. Rushing at Oak, Dec. 16, 2007
84t	Clarence Verdin at Mia, Oct. 25, 1992
82t	Ray Buchanan vs. S.D., Nov. 3, 1996
82t	Terrence Wilkins vs. Jax, Sept. 24, 2006
80t	*Ron Gardin vs. Mia, Nov. 1, 1970
78t	Terrence Wilkins at NYJ, Sept. 9, 2001
75t	*Nesby Glasgow at N.E., Nov. 18, 1979
75t	*Dewell Brewer vs. Mia, Dec. 18, 1994
75t	*T.Y. Hilton vs. Buf, Nov. 25, 2012
73t	Clarence Verdin at Cle, Sept. 19, 1988

**MOST TOUCHDOWNS (CAREER)**

4	Clarence Verdin, 1988-93
3	Terrence Wilkins, 1999-01, 03, 06
2	Carl Taseff, 1953-62
1	Brewer/Gardin/Glasgow/Hilton/ Logan/Martin/Rushing

**MOST TOUCHDOWNS (SEASON)**

2	Clarence Verdin, 1992
---	-----------------------

**KICKOFF RETURNS MOST (CAREER)**

176	Terrence Wilkins, 1999-01, 03, 06
169	Clarence Verdin, 1988-93
153	Aaron Bailey, 1994-98
148	Albert Bentley, 1985-91
137	Bruce Laird, 1972-81
131	Dominic Rhodes, 2001-06, 08, 10
84	Nesby Glasgow, 1979-87
67	Larry Anderson, 1982-84
62	Tom Matte, 1961-72
61	Troy Walters, 2002-05

**MOST (SEASON)**

55	Aaron Bailey, 1997
53	Troy Walters, 2002
52	Terrence Wilkins, 2006
51	Terrence Wilkins, 1999
50	Nesby Glasgow, 1979
50	Clarence Verdin, 1993
48	Dominic Rhodes, 2004
44	Terrence Wilkins, 2001
43	Aaron Bailey, 1996
41	Marshall Johnson, 1978
41	Dominic Rhodes, 2005

**MOST (ROOKIE)**

51	Terrence Wilkins, 1999
50	Nesby Glasgow, 1979
31	Joe Lefeged, 2011
29	Bruce Laird, 1972
22	Pierre Garcon, 2008
21	Quan Bray, 2015
20	Bake Turner, 1962
20	Kim Anderson, 1980
20	Kevin Williams, 1981

**MOST (GAME)**

9	Brandon James vs. S.D., Nov. 28, 2010
8	Aaron Bailey at S.D., Oct. 26, 1997
8	Terrence Wilkins at Balt, Dec. 2, 2001
8	Dominic Rhodes at K.C., Oct. 31, 2004
7	Nesby Glasgow at N.E., Nov. 18, 1979
7	Albert Bentley at NYJ, Dec. 10, 1988
7	Mark Stock vs. S.D., Nov. 3, 1996
7	Nate Jacquet at Min, Dec. 21, 1997
7	Troy Walters vs. NYG, Dec. 22, 2002
7	Dominic Rhodes vs. S.D., Dec. 18, 2005

**MOST (ROOKIE-GAME)**

9	Brandon James vs. S.D., Nov. 28, 2010
7	Nesby Glasgow at N.E., Nov. 18, 1979
7	Nate Jacquet at Min, Dec. 21, 1997
6	Bruce Laird vs. NYJ, Sept. 24, 1972
6	Nesby Glasgow vs. N.E., Oct. 28, 1979
6	Stacey Simmons at Phi, Sept. 30, 1990
6	Dominic Rhodes at K.C., Oct. 25, 2001
6	Pierre Garcon at Ten, Oct. 27, 2008

**MOST YARDAGE (CAREER)**

4017	Terrence Wilkins, 1999-01, 03, 06
3501	Aaron Bailey, 1994-98
3420	Clarence Verdin, 1988-93
3406	Bruce Laird, 1972-81
3175	Albert Bentley, 1985-91
3062	Dominic Rhodes, 2001-06, 08, 10
1904	Nesby Glasgow, 1979-87
1369	Jim Duncan, 1969-71
1367	Tom Matte, 1961-72
1351	Larry Anderson, 1982-84

**MOST YARDAGE (SEASON)**

1272	Terrence Wilkins, 2006
1206	Aaron Bailey, 1997
1188	Dominic Rhodes, 2004
1150	Troy Walters, 2002
1134	Terrence Wilkins, 1999
1126	Nesby Glasgow, 1979
1050	Clarence Verdin, 1993
1041	Aaron Bailey, 1996
1007	Terrence Wilkins, 2001
927	Marshall Johnson, 1978

**MOST YARDAGE (ROOKIE)**

1134	Terrence Wilkins, 1999
1126	Nesby Glasgow, 1979
843	Bruce Laird, 1972
578	Joe Lefeged, 2011
570	Quan Bray, 2015
544	Brad Pyatt, 2003
504	Bake Turner, 1962

**MOST YARDAGE (GAME)**

236	Dominic Rhodes vs. S.D., Dec. 26, 2004
213	Aaron Bailey vs. Sea, Sept. 14, 1997
199	Aaron Bailey at Cin, Dec. 22, 1996
195	Alvin Haymond vs. Phi, Nov. 21, 1965
188	Troy Walters vs. NYG, ec. 22, 2002
182	Dominic Rhodes at K.C., Oct. 31, 2004

**MOST YARDAGE (GAME-ROOKIE)**

181	Bruce Laird vs. NYJ, Sept. 24, 1972
177	Brad Pyatt at T.B., Oct. 6, 2003
155	Lenny Lyles vs. Was, Oct. 26, 1958
153	Terrence Wilkins vs. Mia, Oct. 10, 1999
150	Pierre Garcon at Ten, Oct. 27, 2008
150	Brandon James vs. S.D., Nov. 28, 2010

**HIGHEST AVERAGE (CAREER-30 MIN)**

32.6	Jim Duncan, 1969-71
27.9	Johnny Sample, 1958-60
27.5	Buddy Young, 1953-55
27.4	Lenny Lyles, 1958, 61-69
26.8	Preston Pearson, 1967-68
26.7	Quan Bray, 2015-16
26.5	Cotton Speyrer, 1972-74
26.4	Alvin Haymond, 1964-67
25.6	Tony Loric, 1964-67
24.9	Bruce Laird, 1972-81

**HIGHEST AVERAGE (SEASON-14 MIN)**

35.4	Jim Duncan, 1970
35.1	Preston Pearson, 1968
32.0	Josh Cribbs, 2014
31.4	Jordan Todman, 2016
30.7	Alvin Haymond, 1965
29.5	Jim Duncan, 1969
29.2	Cotton Speyrer, 1973
29.1	Bruce Laird, 1972
28.8	Johnny Sample, 1960
28.6	Brad Pyatt, 2003
27.1	Quan Bray, 2015
26.9	Johnny Sample, 1959
26.3	Joe Washington, 1978
26.3	Bruce Laird, 1974

**HIGHEST AVERAGE (ROOKIE-14 MIN)**

29.1	Bruce Laird, 1972
28.6	Brad Pyatt, 2003
27.1	Quan Bray, 2015
25.4	Dominic Rhodes, 2001
25.2	Bake Turner, 1962
24.6	Joe Don Looney, 1964

**HIGHEST AVERAGE (GAME-2 MIN)**

80.0	Jordan Todman at GB, Nov. 6, 2016
66.0	Aaron Bailey at Jax, Dec. 10, 1995
63.5	Preston Pearson at S.F., Oct. 13, 1968
62.0	Cotton Speyrer vs. Buf, Nov. 25, 1973
59.5	Johnny Sample vs. Chi, Oct. 2, 1960
58.5	Lenny Lyles vs. Chi, Oct. 4, 1958
56.0	Joe Washington at N.E., Sept. 18, 1978
53.0	Deji Karim vs. Hou, Dec. 30, 2012
51.7	Lenny Lyles vs. Was, Oct. 26, 1958
47.5	Bruce Laird at N.E., Nov. 6, 1972

**HIGHEST AVERAGE (GAME-2 MIN)**

cont...

- 46.7 Jim Duncan at Mia, Nov. 22, 1970
- 46.3 Ronald Humphrey at Pit, Sept. 18, 1994

**LONGEST RETURNS**

- 104t Buddy Young at Phi, Nov. 15, 1953
- 103t Lenny Lyles vs. Chi, Oct. 4, 1958
- 102t Preston Pearson at Det, Nov. 10, 1968
- 101t Lenny Lyles vs. Was, Oct. 26, 1958
- 101t Cotton Speyrer vs. Buf, Nov. 25, 1973
- 101t Deji Karim vs. Hou, Dec. 30, 2012

**MOST TOUCHDOWNS (CAREER)**

- 2 Lenny Lyles, 1958, 61-69
- 2 Preston Pearson, 1967-68
- 2 Jim Duncan, 1969-71
- 2 Aaron Bailey, 1994-97
- 2 Dominic Rhodes, 2001-06, 08, 10

**MOST TOUCHDOWNS (SEASON)**

- 2 Lenny Lyles, 1958
- 2 Preston Pearson, 1968

**TOUCHDOWNS ON OPENING KICKOFF COLTS**

- 104 Buddy Young at Phi, Nov. 11, 1953
- 99 Jordan Todman at GB, Nov. 6, 2016
- 96 Preston Pearson at S.F., Oct. 13, 1968
- 95 Ronald Humphrey at Pit, Sept. 18, 1994
- 95 Aaron Bailey at Jax, Dec. 10, 1995

**OPPONENTS**

- 99 Allen Carter vs. N.E., Dec. 21, 1975
- 99 Jacoby Ford at Oak, Dec. 26, 2010
- 95 Sammy Martin vs. N.E., Nov. 27, 1988
- 89 Darren Sproles at S.D., Nov. 11, 2007
- 84 Jerome Mathis at Hou, Sept. 23, 2007

**LONGEST NON-SCORING RETURN**

- Colts: 90 Kendall Williams at Cin, Oct. 2, 1983
- 90 Brad Pyatt at T.B., Oct. 6, 2003
- Opp: 96 Joe Arenas at S.F., Dec. 16, 1956

**FUMBLES****MOST RECOVERIES (SEASON)**

- 6 Barney Poole, 1953
- 6 Stan White, 1973

**MOST RECOVERIES (GAME)**

- 2 (22 times) Last: Josh Mallard vs. Dal, Nov. 17, 2002

**MOST CONSECUTIVE GAMES RECOVERIES**

- 3 Fred Cook, G8-10, 1975
- 2 (41 times) Last: D'Qwell Jackson, G11-12, 2014

**LONGEST FUMBLE RETURNS**

- 95t Chukie Nwokorie at NYJ, Sept. 9, 2001
- 78t Quentin Coryatt at Pit, Sept. 18, 1994
- 75t Tony Bennett vs. Hou, Sept. 4, 1994
- 68t Gary Brackett at Hou, Oct. 5, 2008
- 64t Stan White vs. Buf, Dec. 12, 1976
- 60t Larry Tripplett vs. Ten, Dec. 4, 2005
- 56t Rodney Culver vs. Mia, Sept. 5, 1993
- 54t Chris Goode vs. Mia, Oct. 28, 1990
- 52t Johnnie Cooks at N.E., Sept. 4, 1983
- 49t Fred Cook vs. NYJ, Nov. 16, 1975
- 48t Bernard Holsey vs. Buf, Dec. 11, 2000
- 47t Jamaal Anderson vs. Pit, Sept. 25, 2011
- 44t Derrel Luce at Pit, Dec. 9, 1978
- 41t Larry Anderson vs. Den, Sept. 11, 1983

**COLTS LARGEST COMEBACKS**

Deficit	Date	Opponent	Trailed/Qtr.	Result
*28	1/4/14	Kansas City	10-38/3rd	W 45-44
21	11/9/75	@ Buffalo	7-28/2nd	W 42-35
21	9/10/95	@ N.Y. Jets	3-24/3rd	W 27-24 OT
21	10/8/95	@ Miami	3-24/3rd	W 27-24 OT
21	10/6/03	@ Tampa Bay	14-35/4th	W 38-35 OT
20	11/30/58	San Francisco	7-27/3rd	W 35-27
18	12/18/77	New England	3-21/3rd	W 30-24
18	10/9/77	Miami	10-28/2nd	W 45-28
18	9/15/96	@ Dallas	3-21/2nd	W 25-24
18	10/7/12	Green Bay	3-21/3rd	W 30-27
18	11/3/13	@ Houston	6-24/3rd	W 27-24
17	10/12/58	@ Green Bay	0-17/2nd	W 24-17
17	11/29/70	Chicago	0-17/2nd	W 21-20
17	12/27/92	@ Cincinnati	0-17/3rd	W 21-17
17	10/17/05	St. Louis	0-17/2nd	W 45-28
17	10/5/08	@ Houston	10-27/4th	W 31-27
17	11/15/09	New England	14-31/4th	W 35-34
17	11/29/09	@ Houston	0-17/2nd	W 35-27

\*Postseason

**COLTS LARGEST LEADS LOST**

Lead	Date	Opponent	Ahead / Qtr.	Result
26	9/21/97	@ Buffalo	26-0/2nd	L 35-37
24	10/20/57	@ Detroit	27-3/3rd	L 27-31
21	10/27/57	Green Bay	21-0/4th	L 21-24
21	10/18/98	@ San Francisco	21-0/2nd	L 31-34
21	9/19/99	@ New England	28-7/2nd	L 28-31
21	9/10/00	Oakland	21-0/2nd	L 31-38
19	12/11/83	@ Denver	19-0/4th	L 19-21
17	9/9/79	Tampa Bay	17-0/2nd	L 26-29
17	10/9/88	@ Buffalo	17-0/2nd	L 23-34
17	10/9/11	Kansas City	24-7/2nd	L 24-28
14	10/1/78	Philadelphia	14-0/4th	L 14-17
14	12/8/91	@ New England	17-3/3rd	L 17-23 OT
14	9/18/94	@ Pittsburgh	14-0/2nd	L 21-31
14	10/23/94	Washington	17-3/2nd	L 27-41
14	11/29/98	@ Baltimore	24 -10/2nd	L 31-38
14	12/6/98	@ Atlanta	21-7/2nd	L 21-28
14	11/18/01	@ New Orleans	14-0/1st	L 20-34
14	12/3/06	@ Tennessee	14-0/2nd	L 17-20
14	10/16/16	@ Houston	23-9/4th	L 23-26 OT



# TEAM RECORDS

## WON-LOSS-TIE

### MOST WINS (SEASON)

14	2005	11	1976
14	2009	11	2012
13	1968	11	2013
13	1999	11	2014
13	2007	10	1965
12	1964	10	1971
12	2003	10	1975
12	2004	10	1977
12	2006	10	2000
12	2008	10	2002
11	1967	10	2010
11	1970		

### MOST CONSECUTIVE WINS

23	11/2/08 vs. N.E. to 12/17/09 at Jax
13	9/11/05 at Balt to 12/11/05 at Jax
11	9/20/64 at G.B. to 11/29/64 vs. S.F.
11	10/26/75 at NYJ to 9/19/76 vs. Cin
11	10/17/99 at NYJ to 12/26/99 at Cle

### MOST CONSECUTIVE HOME WINS

13	10/12/08 vs. Balt to 12/13/09 vs. Den
12	1/1/06 vs. Ariz to 10/7/07 vs. T.B.
11	11/8/04 vs. Min to 12/4/05 vs. Ten

### MOST CONSECUTIVE ROAD WINS

11	11/9/08 at Pit to 12/17/09 at Jax
7	9/23/68 at Atl to 12/15/68 at LA Rams
7	9/11/05 at Balt to 12/11/05 at Jax

### MOST CONSECUTIVE GAMES WITHOUT LOSS

23	11/2/08 vs. N.E. to 12/17/09 at Jax
15	12/18/66 at S.F. to 12/10/67 vs. N.O.

### MOST LOSSES (SEASON)

15	1991
----	------

### MOST CONSECUTIVE LOSSES

14	9/13/81 vs. Buf to 12/13/81 at Wwas
----	-------------------------------------

### MOST CONSECUTIVE HOME LOSSES

9	9/22/74 vs. G.B. to 10/12/75 vs. Buf
---	--------------------------------------

### MOST CONSECUTIVE ROAD LOSSES

12	9/20/81 at Den to 12/26/82 at S.D.
----	------------------------------------

### MOST TIED GAMES (SEASON)

2	1967
---	------

### MOST CONSECUTIVE TIES

2	10/15/67 vs. LA Rams to 10/22/67 at Min
---	---

## SCORING

### COLTS (SEASON)

MOST		FEWEST	
522	2004	113	1982
458	2014	131	1954
450	2007	143	1991
447	2003	182	1953
439	2005	189	1993

### OPP (SEASON)

MOST		FEWEST	
533	1981	140	1971
486	2001	144	1968
444	1998	198	1967
430	2011	203	1958
421	1978	221	1977
414	1984		

### COLTS MOST (QUARTER)

31	vs. Mia 12/14/97
28	(7 times)
27	(3 times)
24	(7 times)
23	at Balt 12/9/07

### OPP MOST (QUARTER)

28	vs. Cle 12/1/91
28	at St.L. 12/30/01
28	at Pit 10/26/14
27	at N.E. 11/18/79
25	vs. Mia 10/10/99
24	(8 times)
22	at Min 12/21/97
21	(40 times)

### COLTS MOST (HALF)

45	vs. Den 10/31/88 (1)
42	vs. LA Rams 11/25/56 (2)
38	vs. GBM 10/13/57 (2)
37	at Balt 12/9/07 (1)
35	(9 times)

### OPP MOST (HALF)

42	at Jax 12/13/15 (2)
38	at Chi 10/21/56 (2)
37	vs. Chi 11/25/62 (2)
37	at N.E. 11/23/80 (2)
35	vs. NYJ 11/3/85 (1)
35	at St.L. 12/30/01 (1)
35	at Pit 10/26/14 (1)

### COLTS MOST (GAME)

58	vs. Buf 12/12/76
56	vs. LA Rams 11/25/56
56	vs. G.B. 11/2/58
55	vs. Den 10/31/88
55	at N.O. 9/28/03

### OPP MOST (GAME)

62	at N.O. 10/23/11
59	at N.E. 11/18/12
58	at Chi 10/21/56
57	vs. Chi 11/25/62
52	at Min 9/28/69
51	at Pit 10/26/14
51	at Jax 12/13/15
50	vs. N.E. 11/18/84

### LARGEST VICTORY MARGIN

56	vs. G.B. 11/2/58
52	vs. Chi 9/27/64
44	vs. Atl 12/1/68
43	at Buf 10/10/71
42	at Atl 11/12/67
41	vs. Mia 12/14/97

### LARGEST DEFEAT MARGIN

57	vs. Chi 11/25/62
55	at N.O. 10/23/11
48	vs. LA Rams 9/26/54
44	at Mia 11/11/73
43	at LA Rams 12/5/53
42	vs. Mia 9/10/78
42	at Pit 9/8/85
35	at N.E. 11/18/12
35	at Dal 12/21/14
35	at Pit 12/6/15
35	at Jax 12/13/15

### MOST POINTS BOTH TEAMS

89	vs. Chi 10/4/58
85	at Chi 10/21/56
85	at Pit 10/26/14
83	at N.E. 11/18/12
82	at Cin 11/20/05
80	at K.C. 10/31/04
79	at Buf 11/9/75
79	vs. G.B. 11/16/97
78	(3 times)

### FEWEST POINTS BOTH TEAMS

6	vs. Buf 12/1/74
6	vs. NYJ 10/11/87
6	at N.E. 12/6/92
9	vs. NYJ 10/11/92

### MOST SHUTOUTS (SEASON)

COLTS: 3	1968/1971
OPP: 3	1972

### MOST CONSC. SHUTOUTS (OPP)

2	(9/4 - 9/10/78)
2	(11/21 - 11/28/82)
2	(11/1 - 11/8/92)

**COLTS MOST CONSC. GAMES SCORING**

367	1/2/94 to present
104	10/24/54 to 11/18/62
90	12/12/65 to 10/8/72
61	11/27/83 to 11/15/87
55	11/29/87 to 9/8/91

**OPP MOST CONS. GAMES SCORING**

176	12/21/97 to 12/18/08
161	11/1/76 to 10/4/87
86	9/13/09 to 10/9/14
81	12/13/92 to 12/7/97
68	10/31/88 to 11/29/92
65	9/27/53 to 10/26/58

**TOUCHDOWNS**

**COLTS (SEASON)**

MOST		FEWEST	
66	2004	12	1982
54	1964/07	14	1954
53	1958/14	14	1991
53	2005/09	16	1993
52	1975	22	1974

**OPP (SEASON)**

MOST		FEWEST	
68	1981	16	1968
57	2001	18	1971
54	1978	21	1967
52	1998	25	1966
50	1984	25	1970

**COLTS MOST (GAME)**

8	vs. LA Rams 11/25/56
8	vs. G.B. 11/2/58
7	(10 times)
6	(27 times)

**OPP MOST (GAME)**

8	at Chi 10/21/56
8	vs. Chi 11/25/62
8	at N.O. 10/23/11
8	at N.E. 11/18/12
7	at Min 9/28/69
7	at Pit 10/26/14
7	at Jax 12/13/15
6	(23 times)

**COLTS RUSH TDS (SEASON)**

MOST		FEWEST	
29	1964	3	1991
28	1975	4	1954
26	1976	4	1982
24	1958	4	1993
23	1971/88	6	2015

**OPP RUSH TDS (SEASON)**

MOST		FEWEST	
30	1981	5	1967
23	1991	6	1968
21	1953	6	1970
21	1954	6	1987
21	1978	7	1966

**COLTS MOST RUSHING (GAME)**

5	at Det 10/19/58
5	vs. Was 11/2/69
5	vs. Hou 11/1/76
5	vs. Buf 10/6/85
5	vs. Den 10/31/88
4	(16 times) Last: vs. Phi 11/26/06

**OPP MOST RUSHING (GAME)**

5	vs. Cle 11/1/59
5	vs. Oak 9/10/00
4	(11 times) Last: vs. N.E. 11/16/14

**COLTS PASS TDS (SEASON)**

MOST		FEWEST	
51	2004	6	1982
42	2014	9	1954
34	2009	9	1974
33	1959/00/10	10	(3 times)
32	2007		
31	1965/05/06		

**OPP PASS TDS (SEASON)**

MOST		FEWEST	
37	1981	6	2008
31	1983	8	1960
31	1984	9	1958
30	2001	9	1968
29	1978/15	9	1971

**COLTS MOST PASSING (GAME)**

6	at N.O. 9/28/03
6	at Det. 11/25/04
5	vs. G.B. 11/2/58
5	at Dal 10/30/60
5	vs. Min 12/16/62
5	at Min 11/14/65
5	vs. Det 10/16/66
5	vs. Buf 10/4/87
5	vs. Atl 12/14/03
5	vs. G.B. 9/26/04
5	at K.C. 10/31/04
5	vs. Hou 11/14/04
5	vs. Was 11/30/14

**OPP MOST PASSING (GAME)**

7	at Min 9/28/69
6	vs. NYJ 9/24/72
6	at Pit 10/26/14
5	at Chi 10/21/56
5	at S.D. 12/26/82
5	at Pit 9/8/85
5	at N.O. 10/23/11
5	at Dal 12/21/14

**MOST RETURN TDS (SEASON)**

COLTS		OPP	
7	1994	8	1973
6	1968/70	7	2001
5	(12 times)	6	1977/80/10
4	(5 times)	5	(6 times)
		4	(13 times)

**MOST DEFENSIVE TDS (SEASON)**

COLTS		OPP	
5	1975/94/15	6	1973/2001
4	(11 times)	5	2014
3	(8 times)	4	(9 times)
		3	(9 times)

**MOST KICK RETURN TDS (SEASON)**

COLTS		OPP	
3	1970/89	4	2007
2	(10 times)	3	1977/79/06
		2	(9 times)

**POINTS AFTER TOUCHDOWNS**

**COLTS (SEASON)**

MOST		FEWEST	
64	2004	11	1982
53	1964	12	1954
52	2005	14	1991
51	1975/10	15	1993
50	2009/14	21	1997

**COLTS (GAME)**

8	vs. LA 11/25/56
8	vs. G.B. 11/2/58

**OPP (SEASON)**

MOST		FEWEST	
65	1981	15	1968
53	1978	17	1971
52	2001	21	1967
49	2011	24	2005
47	1984	25	66/70/08

**OPP (GAME)**

8	at N.O. 10/23/11
8	at N.E. 11/18/12
7	at Chi 10/21/56
7	at Min 9/28/69
7	at Pit 10/26/14

**FIELD GOALS**

**COLTS (SEASON)**

MOST		FEWEST	
37	2003	3	1956
36	1996	5	1958
35	2013	6	1959
34	1999	7	1953
32	1997	7	1957

**OPP (SEASON)**

MOST		FEWEST	
33	2008	5	1971
32	1989	6	1958
32	1990	6	1975
31	2010	8	1956
30	2001/09	9	(3 times)

**COLTS MOST (GAME)**

5	at LA Rams 12/4/54
5	vs. S.F. 9/25/66
5	at Phi 10/30/83
5	vs. Mia 9/25/88
5	at Buf 9/21/97
5	vs. Den 1/6/02
5	vs. Balt 10/13/02
5	at Ten 12/7/03
5	vs. Ten 12/1/13
5	vs. Chi 10/9/16

**OPP MOST (GAME)**

5	at Was 11/18/73
5	at N.E. 12/3/89
5	vs. Cin 9/3/95
5	at S.D. 10/26/97
5	vs. NYJ 12/23/01
5	vs. Mia 12/31/06
5	at Min 9/14/08
5	at Balt 11/22/09
5	vs. S.D. 11/28/10
5	vs. Hou 12/11/16

**COLTS MOST ATT (SEASON)**

41	1997
40	1996/2013
39	1961/63/66/72
38	1999
37	1967

**OPP MOST ATT (SEASON)**

43	1989/90
38	1995/08
37	1998
36	2001/09/10
35	1970/86/06/15

**COLTS FEWEST ATT (SEASON)**

14	1958
16	1956
17	1978
18	(5 times)

**OPP FEWEST ATT (SEASON)**

10	1975
14	1955
16	1953
17	1958

**COLTS MOST ATT (GAME)**

7	at LA Rams 12/4/54
6	(7 times)

**OPP MOST ATT (GAME)**

7	at N.E. 12/3/89
6	at NYJ 11/29/81
6	at Buf 9/9/90
6	at S.D. 10/26/97
6	vs. NYJ 12/23/01
6	at Min 9/14/08
6	at Balt 11/22/09

**TOTAL FIRST DOWNS****COLTS (SEASON)**

MOST		FEWEST	
379	2004	152	1982
376	2006	157	1953
371	2014	169	1954
366	2010	206	1955
363	2005	216	1956

**OPP (SEASON)**

MOST		FEWEST	
406	1981	166	1971
343	1984/2011	188	1958
341	1998	195	1959
338	1980	195	1960
336	1989	197	1982

**COLTS MOST (GAME)**

34	vs. Hou 9/17/06
33	vs. NYJ 12/15/74
33	vs. Hou 12/23/07
32	at Mia 11/15/87
31	(4 times) Last: vs. Ten 9/28/14

**OPP MOST (GAME)**

36	at S.F. 10/18/98
36	at N.O. 10/23/11
34	at Min 9/28/69
34	at Phi 11/15/81
34	at Pit 10/26/14
33	at Mia 9/15/85
33	at K.C. 10/31/04
33	vs. N.E. 11/16/14
32	at Pit 9/18/94

**COLTS FEWEST (GAME)**

4	at Mia 11/11/73
5	at N.E. 11/11/90
6	at LA Rams 12/5/53
6	vs. Det 11/6/54

**OPP FEWEST (GAME)**

3	vs. S.F. 11/22/59
4	at Buf 10/10/71
5	vs. S.F. 10/13/63
5	vs. St.L. 9/17/72
6	(2 times)

**MOST BOTH TEAMS**

60	at Pit 10/26/14
57	vs. NYJ 12/15/74
56	at K.C. 10/31/04
55	at Hou 11/29/09
54	at Mia 11/15/87
53	at N.E. 11/18/12
53	vs. Det 9/11/16
52	vs. LA Rams 11/25/56
52	at Buf 9/21/97
52	at Ten 9/19/04
52	vs. S.D. 12/26/04
52	vs. Hou 9/17/06
52	vs. Den 9/30/07
52	at Ten 10/23/16

**FEWEST BOTH TEAMS**

19	at Buf 12/1/74
19	at N.E. 11/11/90
21	at Mia 11/11/73
22	(5 times)

**RUSHING****COLTS (SEASON)**

MOST		FEWEST	
153	1988	55	1991
146	1983	62	1982
133	1976	64	1960
131	1975	66	1954
131	1985	69	2009/11

**OPP (SEASON)**

MOST		FEWEST	
162	1981	60	1971
153	1978	65	1959
151	1993	69	1957
150	2006	70	1958
140	1980/91	70	1969

**COLTS MOST (GAME)**

18	at Det 10/19/58
18	vs. S.F. 11/22/59
18	vs. Buf 10/6/85
18	vs. Den 9/30/07
16	(6 times)

**OPP MOST (GAME)**

19	vs. Mia 10/29/72
19	vs. Dal 12/6/81
18	at G.B. 10/18/53
17	(4 times)

**COLTS FEWEST (GAME)**

0	vs. LA Rams 11/27/66
0	at N.E. 11/11/90
0	vs. Phi 12/19/93
0	vs. Ariz 1/1/06
0	vs. S.D. 11/28/10
0	vs. St.L. 11/10/13
0	at Dal 12/21/14
0	at Pit 12/6/15
1	(18 times)

**OPP FEWEST (GAME)**

0	vs. Chi 10/5/57
0	vs. S.F. 10/13/63
0	at Buf 10/10/71
0	at T.B. 9/11/94
0	at Ariz 9/27/09
0	at Min 12/18/16
1	(16 times)

**PASSING****COLTS (SEASON)**

MOST		FEWEST	
253	2010	66	1953
251	2014	79	1963
241	2006/09	80	1982
238	2004	90	1954
236	2014	92	1955

**OPP (SEASON)**

<b>MOST</b>	<b>FEWEST</b>
214 1981	89 1982
210 2015	95 1953
209 2004	95 1971
203 2009	98 1955
195 2001	98 1960

**COLTS MOST (GAME)**

23	at Jax 10/3/10
22	vs. NYJ 12/15/74
22	at N.E. 11/21/10
22	vs. Mia 11/4/12
22	at Jax 9/21/14
21	(6 times) Last: vs. Ten 9/28/14

**OPP MOST (GAME)**

25	at Pit 10/26/14
24	at Min 9/28/69
24	at Mia 9/15/85
23	vs. Mia 12/9/84
22	at S.F. 10/18/98
21	vs. Buf 10/8/89

**COLTS FEWEST (GAME)**

1	at Cle 9/16/73
1	vs. Buf 10/13/74
1	at Mia 11/23/75
2	(7 times)

**OPP FEWEST (GAME)**

1	at GBM 11/24/91
1	at Hou 9/22/02
2	(6 times)
3	(7 times)

**PENALTY****COLTS (SEASON)**

<b>MOST</b>	<b>FEWEST</b>
47 2004	10 1982
42 2012	11 1956
40 2014	12 1962
39 2015	13 (3 times)
38 1999	

**OPP (SEASON)**

<b>MOST</b>	<b>FEWEST</b>
34 1980	8 1996
33 2012	11 1960/71
32 1983/03/15	11 2009
31 2014	12 1958
30 1981/95	12 1959

**COLTS MOST (GAME)**

9	vs. Pit 10/30/77
7	vs. G.B. 11/2/58
7	vs. Det 11/19/67
7	vs. Buf 12/17/78
7	vs. Pit 9/14/80
7	at Ten 9/19/04
7	at Phi 11/7/10
7	at Pit 10/26/14
7	vs. Den 11/8/15

**OPP MOST (GAME)**

6	(10 times) Last: at Ten 10/23/16
5	vs. Was 11/30/14
5	at Cin 12/8/13
5	at Jax 10/2/16

**NET YARDS****COLTS (SEASON)**

<b>MOST</b>	<b>FEWEST</b>
6506 2014	2483 1982
6475 2004	2716 1953
6141 2000	2934 1954
6092 2010	3464 1955
6070 2006	3506 1973

**OPP (SEASON)**

<b>MOST</b>	<b>FEWEST</b>
6793 1981	2852 1971
6066 2015	3284 1958
5988 2012	3296 1982
5935 2011	3317 1960
5929 2004	3377 1968

**COLTS MOST (GAME)**

595	at Atl 11/12/67
576	vs. Min 12/16/62
574	vs. LA Rams 11/25/56
567	vs. Ten 12/5/04
555	vs. Buf 9/23/01

**OPP MOST (GAME)**

639	at Pit 10/26/14
622	at Min 9/28/69
597	at S.F. 12/13/53
590	at K.C. 10/31/04
583	at Dal 9/4/78
574	at Phi 11/15/81

**COLTS FEWEST (GAME)**

69	vs. Det 11/6/54
70	at LA Rams 12/5/53
86	at N.E. 10/23/77
88	at Buf 11/28/82
99	at S.D. 11/1/92

**OPP FEWEST (GAME)**

49	at Buf 10/10/71
89	vs. T.B. 10/3/76
94	at N.E. 12/6/92
97	at Was 11/26/61
113	vs. Was 9/25/60

**MOST BOTH TEAMS**

1095	at K.C. 10/31/04
1087	at Pit 10/26/14
997	vs. LA Rams 11/25/56
985	vs. NYJ 9/24/72
964	at G.B. 11/15/59
943	at Cin 11/20/05

**FEWEST BOTH TEAMS**

328	at Buf 12/1/74
346	at NYJ 11/11/84
355	vs. NYJ 10/29/95
359	at N.E. 12/6/92
373	at Buf 10/20/85

**OFFENSIVE PLAYS****COLTS (SEASON)**

<b>MOST</b>	<b>FEWEST</b>
1117 1979	596 1982
1109 2012	840 1964
1105 2014	849 1966
1088 2010	851 1968
1056 1980	860 1970

**OPP (SEASON)**

<b>MOST</b>	<b>FEWEST</b>
1116 1984	605 1982
1111 1981	746 1971
1109 1989	818 1967
1090 1994	827 1963
1084 2009	847 1973

**COLTS MOST (GAME)**

89	vs. G.B. 10/7/12
88	at S.F. 9/22/63
88	vs. Mia 12/14/75
87	vs. Den 11/10/74
86	vs. T.B. 10/3/76

**OPP MOST (GAME)**

88	vs. N.E. 10/29/89
86	at T.B. 10/4/92
85	vs. Dal 12/6/81
84	at Min 9/28/69
84	vs. Buf 12/13/87
84	at Mia 9/21/09

**COLTS FEWEST (GAME)**

35	at Mia 9/21/09
37	vs. Den 12/21/03
38	at Buf 11/28/82
41	vs. Mia 10/28/90
41	at N.E. 10/8/00

**OPP FEWEST (GAME)**

34	vs. NYJ 11/16/03
38	vs. Ten 12/28/08
39	at S.F. 9/22/63
40	at Chi 9/21/75
40	vs. T.B. 10/7/07

**RUSHING  
ATTEMPTS****COLTS (SEASON)**

<b>MOST</b>	<b>FEWEST</b>
601 1983	293 1982
566 1977	335 1990
565 1976	345 1960
545 1988	354 1991
536 1973/75	364 1954

**OPP (SEASON)**

<b>MOST</b>	<b>FEWEST</b>
662 1978	325 1959
607 1981	331 1958
575 1993	348 1982
574 1980	352 1971
559 1984	375 1957/68

**COLTS MOST (GAME)**

60	vs. S.F. 11/22/59
58	at NYJ 10/20/74
58	at Atl 11/17/74
57	at NYJ 11/11/84
53	vs. Hou 11/1/76
53	at Phi 10/30/83

**OPP MOST (GAME)**

66	vs. Dal 12/6/81
58	at N.E. 12/26/93
56	at G.B. 10/18/53
56	at Buf 11/28/82
53	at Mia 10/27/74

**COLTS FEWEST (GAME)**

10	vs. Ariz 1/1/06
10	vs. Ten 12/30/07
10	at Hou 9/12/10
10	at Pit 10/26/14
10	at Dal 12/21/14
11	vs. Was 12/22/90
11	at Mia 9/21/09

**OPP FEWEST (GAME)**

9	at Min 12/18/16
11	at Buf 10/10/71
11	at NYJ 12/7/97
12	at Den 12/11/83
12	vs. T.B. 10/7/07
12	at Ariz 9/27/09
12	at Jax 11/8/12
12	vs. Cin 10/19/14
13	vs. Oak 10/10/04

**YARDS****COLTS (SEASON)**

MOST		FEWEST	
2695	1983	1044	1982
2439	1985	1102	1992
2309	1976	1169	1991
2249	1988	1274	2008
2217	1975	1275	1954

**OPP (SEASON)**

MOST		FEWEST	
3010	1978	1113	1971
2768	2006	1174	1957
2665	1981	1291	1958
2566	1998	1339	1968
2521	1993	1400	1969

**COLTS MOST (GAME)**

318	vs. G.B. 10/28/56
316	at Det 10/19/58
305	at Cle 11/1/56
299	vs. Hou 12/22/85
281	vs. Buf 10/6/85

**OPP MOST (GAME)**

375	at Jax 12/10/06
354	vs. Dal 12/6/81
352	at K.C. 12/23/12
315	at Mia 11/11/73
313	at Min 9/13/64
303	at G.B. 10/18/53
303	vs. LA Rams 11/22/53

**COLTS FEWEST (GAME)**

1	at Dal 12/21/14
4	vs. Det 9/22/91
11	vs. Ariz 1/1/06
18	vs. St.L. 11/10/13
19	vs. LA Rams 9/26/54
19	vs. N.E. 11/16/14
24	vs. S.D. 12/18/05
24	vs. S.D. 11/28/10

**OPP FEWEST (GAME)**

4	at Buf 10/10/71
15	vs. Pit 11/3/57
17	vs. T.B. 10/7/07
20	vs. G.B. 10/28/56
20	at Cle 10/14/96

**MOST BOTH TEAMS**

548	vs. LA Rams 11/22/53
510	vs. Dal 12/6/81
469	at Chi 10/16/55
454	at LA Rams 12/9/61
449	vs. Den 9/30/07

**FEWEST BOTH TEAMS**

87	at Den 9/26/10
97	vs. Pit 10/31/71
106	vs. Cle 9/6/92
109	vs. N.E. 11/1/98
115	at NYJ 10/18/70
117	at Pit 11/9/08

**AVERAGE****COLTS (SEASON)**

BEST		LEAST	
5.1	1956	2.9	1992
5.0	1985	3.3	1979
4.7	1958	3.3	1970
4.6	1961	3.3	1991
4.5	1983/01	3.4	96/08

**OPP (SEASON)**

MOST		FEWEST	
5.3	2006	3.1	1957
5.2	1953	3.2	1971
5.1	2012	3.5	1969
4.8	1959	3.5	1995
4.7	1998	3.6	(6 times)

**COLTS BEST (GAME)**

8.52	at Balt 11/29/98
8.00	at GBM 11/13/54
7.95	vs. G.B. 10/28/56
7.80	vs. Dal 12/6/81
7.77	at LA Rams 10/9/61

**OPP BEST (GAME)**

8.93	at Jax 12/10/06
8.12	at Min 11/17/63
8.00	at Det 11/25/04
8.00	at K.C. 12/23/12
7.77	vs. LA Rams 11/22/53

**COLTS LEAST (GAME)**

0.10	at Dal 12/21/14
0.29	vs. Det 9/22/91
1.04	vs. T.B. 11/29/15
1.10	vs. Ariz 1/1/06
1.12	vs. LA Rams 9/26/54
1.19	vs. N.E. 11/16/14
1.29	at LA Rams 12/5/53
1.30	vs. St.L. 11/10/13
1.31	at LA Rams 12/4/54

**OPP LEAST (GAME)**

0.36	at Buf 10/10/71
0.50	vs. Pit 11/3/57
0.96	vs. Det 9/29/57
1.11	vs. G.B. 10/28/56
1.11	at Cle 10/14/62

**PASSING  
ATTEMPTS****COLTS (SEASON)**

MOST		FEWEST	
679	2010	266	1955
661	2014	279	1956
628	2012	283	1982
619	2015	300	1973
601	2009	313	1954

**OPP (SEASON)**

MOST		FEWEST	
598	1994	246	1982
585	2015	297	1956
583	2009	298	1960
569	1995	312	1974
561	1999	313	1972

**COLTS MOST (GAME)**

59	at Was 11/7/93
57	at NYJ 11/16/86
57	at Hou 9/12/10
56	at S.D. 11/11/07
54	vs. NYJ 12/15/74
54	at S.D. 9/26/99
54	at N.E. 10/8/00
54	at Det 12/2/12

**OPP MOST (GAME)**

62	at NYJ 10/18/70
57	vs. Hou 9/4/94
57	at Den 9/26/10
56	at Min 9/28/69
56	vs. Ten 12/18/11
54	at Balt 9/11/05
54	at Ariz 9/27/09

**COLTS FEWEST (GAME)**

7	at LA Rams 12/18/65
8	vs. Mia 12/9/73
11	at Atl 11/17/74
12	vs. Chi 9/25/55
12	at G.B. 9/20/64

**OPP FEWEST (GAME)**

9	at Hou 10/23/05
11	at N.E. 12/26/93
12	vs. Chi 11/3/63
12	at Buf 10/13/91
12	vs. Buf 11/12/06

**COMPLETIONS****COLTS (SEASON)**

MOST		FEWEST	
450	2010	126	1953
410	2014	134	1955
402	2009	137	1973
393	2008	142	1982
392	2002	158	1956

**OPP (SEASON)**

MOST		FEWEST	
372	2009	138	1982
364	2004	144	1960
356	2010	158	1955
354	1994/15	161	1961
351	2011	165	1953/56

**COLTS MOST (GAME)**

40	at Hou 9/12/10
38	at N.E. 11/21/10
37	at Was 11/7/93
37	vs. Ten 11/3/02
36	vs. NYJ 12/15/74
36	vs. N.E. 10/20/96
36	at Ten 10/11/09
36	vs. Dal 12/5/10
35	at Den 9/7/14
34	at T.B. 10/6/03
34	at S.D. 11/11/07
34	vs. Hou 11/8/09

**OPP MOST (GAME)**

40	at Pit 10/26/14
38	vs. Ten 12/18/11
37	at Den 9/26/10
36	at Min 9/28/69
34	at NYJ 10/18/70
34	vs. Buf 10/8/89
34	vs. G.B. 9/26/04
34	at Balt 9/11/05
33	vs. Sea 10/4/09
33	at S.F. 10/18/98
33	vs. Chi 10/9/16
32	at Ariz 9/27/09
32	vs. Hou 11/8/09
32	at Min 12/18/16

**COLTS FEWEST (GAME)**

3	at LA Rams 12/18/65
3	vs. Cle 9/26/71
3	vs. Buf 12/17/78
3	at Buf 11/28/82
4	(3 times)

**OPP FEWEST (GAME)**

4	vs. Was 10/26/58
4	vs. T.B. 10/3/76
5	(7 times)

**YARDS****COLTS (SEASON-GROSS)**

MOST		FEWEST	
5062	2014	1613	1982
4732	2004	1625	1953
4700	2010	1746	1973
4605	2009	1795	1955
4413	2000	1995	1954

**OPP (SEASON-GROSS)**

MOST		FEWEST	
4365	2015	1920	1982
4232	2004	2027	1971
4228	1981	2068	1960
3977	2012	2248	1958
3933	1986	2288	1955

**COLTS MOST (GAME-GROSS)**

472	at K.C. 10/31/04
469	vs. Min 12/16/62
440	vs. Jax 9/25/00
433	at Hou 9/12/10
433	vs. Mia 11/4/12

**OPP MOST (GAME-GROSS)**

538	at Min 9/28/69
522	at Pit 10/26/14
496	vs. NYJ 9/24/72
476	at Den 9/26/10
469	vs. T.B. 10/16/88
407	vs. Chi 11/25/62

**COLTS FEWEST (GAME-GROSS)**

21	at Cle 11/11/56
35	vs. Mia 12/9/73
44	vs. Buf 10/18/74
49	vs. Cle 9/26/71
53	vs. LA Rams 11/22/53

**OPP FEWEST (GAME-GROSS)**

46	vs. Was 10/26/58
46	at Buf 12/1/74
47	vs. Hou 10/14/79
48	at Hou 10/23/05
50	at GBM 11/24/91

**MOST BOTH TEAMS (GROSS)**

922	at Pit 10/26/14
872	vs. NYJ 9/24/72
861	at K.C. 10/31/04
801	at Den 9/26/10
787	vs. G.B. 9/26/04
762	vs. Was 11/30/14
733	at Min 9/28/69

**FEWEST BOTH TEAMS (GROSS)**

124	vs. Buf 12/17/78
128	at Buf 11/28/82
142	at Mia 11/23/75
144	at N.E. 10/19/75

**COLTS (SEASON-NET)**

MOST		FEWEST	
4894	2014	1257	1953
4623	2004	1439	1982
4609	2010	1475	1973
4515	2009	1631	1955
4308	2006	1659	1954

**OPP (SEASON-NET)**

MOST		FEWEST	
4128	1981	1726	1960
4114	2015	1739	1971
3892	2004	1823	1982
3788	2012	1913	1961
3739	1986	1993	1958

**COLTS MOST (GAME-NET)**

472	at K.C. 10/31/04
451	vs. Min 12/16/62
440	vs. Jax 9/25/00
426	at Atl 11/12/67
419	vs. Atl 9/17/67
419	at Hou 9/12/10
419	vs. Mia 11/4/12

**OPP MOST (GAME-NET)**

530	at Min 9/28/69
522	at Pit 10/26/14
522	vs. Chi 10/9/16
490	vs. NYJ 9/24/72
472	at Den 9/26/10
444	vs. T.B. 10/16/88
431	at Cle 10/26/81

**COLTS FEWEST (GAME-NET)**

1	vs. Buf 10/13/74
4	at Cle 9/16/73
5	at Cle 11/11/56
9	vs. LA Rams 11/22/53
11	at N.E. 10/23/77

**OPP FEWEST (GAME-NET)**

6	at Hou 10/23/05
13	vs. T.B. 10/3/76
16	vs. Was 10/26/58
23	at N.E. 12/6/92
27	vs. Hou 10/14/79

**MOST BOTH TEAMS (NET)**

918	vs. Chi 10/9/16
907	at Pit 10/26/14
859	at K.C. 10/31/04
822	vs. NYJ 9/24/72
797	at Den 9/26/10
778	vs. G.B. 9/26/04
715	vs. NYG 12/22/02

**FEWEST BOTH TEAMS (NET)**

54	at N.E. 10/19/75
81	at Mia 11/23/75
86	vs. Buf 12/17/78
109	vs. Hou 10/14/79
112	at Buf 10/14/73

## COMPLETION PERCENTAGE

### COLTS (SEASON)

BEST		WORST	
67.38	2005	39.50	1953
67.18	2008	45.67	1973
66.98	2004	49.87	1983
66.96	2003	50.00	1960
66.89	2009	50.12	1984

### OPP (SEASON)

BEST		WORST	
71.20	2011	45.87	1961
68.40	2008	46.28	1958
67.39	2005	47.38	1977
66.54	2010	48.32	1960
65.35	2004	48.72	1959

### COLTS BEST (GAME-20 ATT)

85.3	at Jax 12/18/08 (29-34)
83.9	vs. Atl 12/14/03 (26-31)
83.3	at Buf 10/16/94 (20-24)
82.6	vs. Cle 9/25/05 (19-23)
82.1	at Den 10/29/06 (32-39)
81.8	at Ten 10/11/09 (36-44)
81.3	vs. Cin 12/7/08 (26-32)
81.1	at N.E. 12/4/11 (30-37)
80.6	vs. Cin 12/18/06 (29-36)
80.0	vs. G.B. 11/16/97 (24-30)
80.0	vs. N.E. 10/22/00 (16-20)

### OPP BEST (GAME-20 ATT)

90.5	at Dal 12/21/14 (18-20)
88.6	at N.O. 10/23/11 (31-35)
86.4	at N.O. 11/18/01 (19-22)
86.2	vs. Oak 10/28/73 (25-29)
85.7	at Hou 9/21/80 (18-21)
84.6	vs. Hou 9/17/06 (22-26)
82.8	vs. Jax 12/2/07 (24-29)

## SACKS ALLOWED

### COLTS (SEASON)

MOST		FEWEST	
62	1997	13	2009
58	1984	14	1999/04/08
57	1991	15	2006
53	1986	16	2010
52	1979		

### OPP (SEASON)

MOST		FEWEST	
59	1975	11	1982
57	1964	13	1981
56	1976	20	2000
47	1966	21	1974
47	1977	21	1993

### COLTS MOST (GAME)

12	vs. St.L. 10/26/80
10	vs. T.B. 9/9/79
8	at Buf 12/1/74
8	vs. N.E. 11/26/78
8	vs. Sea 9/14/97
8	at Det 11/23/97
7	(17 times) Last: vs. Cin 11/9/97

## OPP MOST (GAME)

11	at LA Rams 11/22/64
11	vs. Cle 9/6/92
10	at Buf 11/13/77
10	at K.C. 11/2/80
9	at Buf 10/10/71
9	vs. Buf 12/11/00
8	(7 times) Last: at NYJ 12/7/97

## YARDS LOST - SACKS

### COLTS (SEASON)

MOST		FEWEST	
487	1991	86	2008
480	1978	89	2006
436	1984	90	2009
424	1990	91	2010
418	1997	95	2005

### OPP (SEASON)

MOST		FEWEST	
496	1975	97	1982
489	1964	100	1981
461	1976	121	1993
407	1961	155	1959
401	1966	157	2006

### COLTS YDS LOST SACKS (GAME)

91	vs. N.E. 11/26/78
73	vs. K.C. 9/28/70
73	vs. St.L. 10/26/80
72	at Buf 12/1/74
72	vs. Cle 2/1/91

### OPP YDS LOST SACKS (GAME)

102	at LA Rams 11/22/64
97	at Min 9/23/62
76	at Buf 10/10/71
75	at Min 11/17/63
74	at NYJ 10/26/75
74	vs. T.B. 10/3/76\

## TURNOVERS

### PASSES HAD INTERCEPTED

### COLTS (SEASON)

MOST		FEWEST	
30	1978	8	1975
29	1961	9	1964/06
28	1998	10	76/82/03/04/13
27	1953/66/69	11	58/95/96/05

### OPP (SEASON)

MOST		FEWEST	
40	1959	5	1982
35	1958	8	1998
32	1967	8	2011
30	1960	9	1990
30	1977		

### COLTS MOST (GAME)

8	vs. NYJ 9/23/73
6	at G.B. 10/8/61
6	vs. Mia 9/10/78
6	at S.D. 11/11/07
5	(9 times)

## OPP MOST (GAME)

7	vs. LA Rams 12/4/54
7	vs. Chi 10/2/60
6	(4 times)
5	(14 times)

## MOST BOTH TEAMS

9	at Phi 11/15/53
9	at NYJ 10/18/70
9	vs. NYJ 9/23/73

## FUMBLES

### COLTS (SEASON)

MOST		FEWEST	
41	1986	10	1998
38	1978	11	2009
37	1972	13	1967/06/08
36	1979	14	2005/07/10/13
36	1987		

### OPP (SEASON)

MOST		FEWEST	
43	1987	11	2012
42	1953	11	1982
41	1986	14	1970
37	2002	15	2011
36	1978/04	16	2000/01

### COLTS MOST (GAME)

7	vs. Mia 10/23/83
6	at NYJ 11/14/71
6	vs. NYJ 9/28/86
6	at NYJ 11/16/86
6	vs. Jax 11/23/14

## OPP MOST (GAME)

8	at N.E. 10/7/73
7	(6 times)
6	(8 times)

## FUMBLES LOST

### COLTS (SEASON)

MOST		FEWEST	
25	1963	4	2013
22	1972	5	98/07/08/09
21	1953	7	2004
21	1979	8	55/67/88/05/10
20	1986/93		

### OPP (SEASON)

MOST		FEWEST	
27	1953	3	2012
25	1987	6	1982
22	1973	8	1961
21	1976	8	1967
20	1978/88	8	2000
		8	2015

### COLTS MOST (GAME)

5	at Det 10/20/57
5	at G.B. 9/29/63
4	(13 times)

## OPP MOST (GAME)

5	vs. LA Rams 11/23/58
4	(12 times)



## TOTAL TURNOVERS

### COLTS (SEASON)

MOST		FEWEST	
48	1953	14	2013
47	1978	17	04/08
44	1962	18	1975
42	1961	19	1964
40	1979	19	2005
		19	2006
		19	2007

### OPP (SEASON)

MOST		FEWEST	
56	1953	11	1982
52	1958	15	2012
49	1959	17	2011
47	1977	19	1998
45	1987	21	93/10

### COLTS MOST (GAME)

8	at G.B. 10/8/61 (6i/2f)
8	vs. Cle 9/26/71 (5i/3f)
8	vs. NYJ 9/23/73 (8i)

### OPP MOST (GAME)

9	vs. LA Rams 11/23/58 (5f/4i)
9	at LA Rams 12/4/54 (7i/2f)
8	at S.F. 11/29/54 (5i/3f)
8	vs. Chi 10/2/60 (7i/1f)
8	at Phi 11/15/63 (6i/2f)

## TURNOVER DIFFERENTIAL

### COLTS (SEASON)

BEST		WORST	
+30	1958	-18	1961
+26	1959	-14	1969
+23	1975	-14	1993
+22	1964	-14	1998
+21	1977	-13	1974
		-13	2001

## PENALTIES

### COLTS (SEASON)

MOST		FEWEST	
137	1979	51	1960
122	1992	52	1967
120	1983	52	1982
108	2015	53	1956
106	1981/97/ 98/04	55	1958

### OPP (SEASON)

MOST		FEWEST	
133	2015	58	1963
130	1999	59	1960
128	2012	59	1964
123	2003	59	1982
121	1996	60	57/58

### COLTS MOST (GAME)

16	at Den 12/11/83
15	at Buf 9/18/83
14	at K.C. 9/2/79
14	at Buf 9/21/97
13	(3 times)
12	(10 times)

### OPP MOST (GAME)

19	vs. Buf 9/23/01
17	vs. Pit 10/30/77
16	vs. Chi 12/5/65
15	vs. Chi 11/21/54
15	at NYJ 9/8/96
15	vs. S.D. 11/3/96
15	at N.E. 9/19/99
14	(9 times)
13	(10 times)
12	(14 times)

### COLTS FEWEST (GAME)

0	vs. S.F. 10/26/69
0	at GBM 9/10/66
0	vs. NYJ 10/30/94
0	at K.C. 12/15/96
0	at Cle 12/26/99

### OPP FEWEST (GAME)

0	at LA Rams 12/18/65
0	vs. St.L. 10/12/64

## YARDS PENALIZED

### COLTS (SEASON)

MOST		FEWEST	
1239	1979	433	1982
986	1983	458	1967
958	1992	483	1973
943	1995	504	1960
931	2015	507	1956

### OPP (SEASON)

MOST		FEWEST	
1208	2012	466	1982
1168	2015	486	1956
1093	1999	538	1960
1032	1970	543	2008
1014	1979	546	1957

### COLTS MOST (GAME)

153	at Buf 9/18/83
151	at Buf 10/19/86
131	at Ten 10/23/16
127	at Chi 10/16/55
126	at Mia 10/15/87

### OPP MOST (GAME)

148	vs. Chi 11/21/54
146	vs. N.E. 11/4/07
145	at Jax 10/2/16
142	vs. Chi 12/5/65
139	vs. Dal 10/15/72
135	vs. S.D. 11/3/96
135	vs. N.E. 9/19/99

## PUNTS

### COLTS (SEASON)

MOST		FEWEST	
101	1979	42	1961
98	1984	46	1982
94	1978	48	2006
91	1983	49	1966
88	2011	49	1967
86	1975	49	1968

### OPP (SEASON)

MOST		FEWEST	
95	1979	41	1982
90	2014	47	73/06
88	1971	48	1981
83	1975/99/14	50	1959
82	1987/00	52	2004

### COLTS MOST (GAME)

12	at NYJ 9/25/77
12	at Buf. 10/6/96
11	at Chi 10/10/54
11	at S.F. 11/29/64
11	at Mia 11/11/73
11	at N.E. 10/19/75
10	(9 times)

### OPP MOST (GAME)

11	vs. NYJ 9/19/71
11	at K.C. 9/2/79
11	at Buf 10/6/96
11	vs. Hou 12/1/02
11	vs. Cin 10/19/14
10	vs. Den 9/11/83
10	at N.E. 11/11/90
10	at N.E. 12/6/92
10	vs. N.O. 10/25/15

### MOST BOTH TEAMS

23	at Buf. 10/6/96
21	at K.C. 9/2/79
20	vs. Den 9/11/83
20	vs. Hou 12/1/02
20	vs. N.O. 10/25/15

### COLTS FEWEST (GAME)

0	vs. Cle 11/1/59
0	vs. Det 11/19/67
0	at S.D. 11/7/76
0	vs. N.E. 9/1/91
0	vs. Buf 9/23/01
0	vs. Ten 12/5/04
0	at Hou 10/23/05

### OPP FEWEST (GAME)

0	at S.F. 12/13/53
0	vs. G.B. 11/6/60
0	at Dal 9/4/78
0	at Phi 11/15/81
0	at Buf 9/9/90
0	vs. Jax 12/2/07

## AVERAGE

### **COLTS (SEASON)**

<b>BEST</b>		<b>WORST</b>	
47.67	2015	34.47	1957
47.57	2012	36.21	1979
46.70	2014	37.14	1974
46.57	2011	37.19	1954
45.66	1996	37.29	1958

### **OPP (SEASON)**

<b>BEST</b>		<b>WORST</b>	
47.50	2014	35.74	1978
47.04	2012	36.21	1977
46.41	1960	36.89	1976
46.06	1997	37.17	1987
45.60	2013	37.40	1973

## INTERCEPTION RETURN

## YARDS

### **COLTS (SEASON)**

<b>MOST</b>		<b>FEWEST</b>	
577	1959	75	1985
514	1958	87	1974
493	1975	97	1998
483	1968	106	1969
453	1967	116	1973

### **OPP (SEASON)**

<b>MOST</b>		<b>FEWEST</b>	
545	2001	111	1975
529	1978	117	1983
469	1953	119	1964
461	1992	119	2011
438	1966	125	2003

### **COLTS MOST (GAME)**

144	vs. G.B. 11/2/58
138	at Chi 11/17/57
136	at S.F. 10/13/68
135	vs. Cle 12/10/89
126	at N.E. 12/11/94

### **OPP MOST (GAME)**

162	at Den 11/27/77
161	at G.B. 10/19/08
143	vs. S.D. 11/4/84
132	vs. N.E. 11/15/92
129	vs. NYJ 12/15/74

### **COLTS MOST TDS (SEASON)**

4	1959/65/68/75/96/12/15
3	1967/70/94
2	57/63/66/78/89/97/00/03/04/05/08/09/10/11

### **OPP MOST TDS (SEASON)**

6	2001
4	1973/92/10
3	1953/58/66/69/74/78/08/12/14
2	1956/59/67/84/89/94/98/99

## PUNT RETURNS

### **COLTS (SEASON)**

<b>MOST</b>		<b>FEWEST</b>	
53	1963	12	1981
48	1955	14	1982
48	1964	22	2008
45	1965	23	1960/06
45	1966	24	73/04/05
45	2014		

### **OPP (SEASON)**

<b>MOST</b>		<b>FEWEST</b>	
62	1984	15	1960
55	1983	18	1961
53	1978	19	1963
52	1986	19	1968
51	1975/89	21	1967

### **COLTS MOST (GAME)**

9	at LA Rams 11/22/64
9	at K.C. 9/2/79
8	vs. Det 10/10/65
8	vs. NYJ 9/19/71
8	vs. T.B. 10/3/76
8	at N.E. 11/11/90

### **OPP MOST (GAME)**

9	vs. LA Rams 11/27/66
8	vs. Buf 10/13/74
8	vs. Den 10/22/78
8	vs. S.D. 11/26/89
8	vs. N.O. 10/25/15
7	(7 times)

## YARDS

### **COLTS (SEASON)**

<b>MOST</b>		<b>FEWEST</b>	
485	1963	56	1981
453	1964	78	1982
449	1985	108	2011
447	1996	127	1960
439	1975	129	1973

### **OPP (SEASON)**

<b>MOST</b>		<b>FEWEST</b>	
642	1983	48	1960
600	1984	62	1968
572	1985	71	1955
558	1989	109	1957
550	2011	119	1963

### **COLTS MOST (GAME)**

164	vs. NYJ 9/19/71
148	at GBM 10/14/56
141	vs. S.D. 11/3/96
124	at N.E. 11/11/90
111	vs. Buf 11/25/12

### **OPP MOST (GAME)**

145	vs. St.L. 11/10/13
123	at K.C. 11/2/80
117	vs. N.E. 11/15/09
117	at N.E. 11/18/12
114	at G.B. 12/7/68
110	at N.E. 11/10/85

### **COLTS LEAST (GAME)**

-8	at S.D. 10/23/88
-5	at Pit 11/22/92
-5	at S.D. 11/11/07
-3	(4 times)

### **OPP LEAST (GAME)**

-5	vs. Hou 9/13/92
-4	vs. Phi 12/6/70
-3	(8 times)

### **COLTS MOST TDS (SEASON)**

2	1992
1	(14 times)

### **OPP MOST TDS (SEASON)**

3	2015
2	1956

## FAIR CATCHES

### **MOST (SEASON)**

<b>COLTS</b>		<b>OPP</b>	
34	1971	24	1979
28	2015	23	2015
26	1970	22	2010
25	2005/13/14	21	73/00/11
24	1992/10/11	18	1992

### **COLTS MOST (GAME)**

6	vs. Cin 10/19/14
6	vs. Jax 10/4/15
5	vs. Det 12/7/69
5	at N.E. 10/3/71
5	vs. LA Rams 11/8/71
5	vs. G.B. 10/7/12
4	(12 times)

### **OPP MOST (GAME)**

6	at S.F. 10/13/68
5	at Mia 11/11/79
4	(9 times)
3	(24 times)

## KICKOFF RETURN

### **COLTS (SEASON)**

<b>MOST</b>		<b>FEWEST</b>	
84	1981/01	31	2011
74	1978	32	1971
74	1986	34	1958
71	1998	38	1959/68/14
70	1979		

### **OPP (SEASON)**

<b>MOST</b>		<b>FEWEST</b>	
93	2003	8	2015
92	2004	19	2011
89	2005	25	1982
87	2001	26	2014
83	1999	29	1954

**COLTS MOST (GAME)**

9	at Chi 10/21/56
9	at N.E. 11/18/79
9	at Buf 9/21/97
9	at Balt 12/2/01
9	vs. S.D. 11/28/10
8	(10 times)

**OPP MOST (GAME)**

10	vs. Buf 12/12/76
10	vs. Den 10/31/88
9	at N.O. 9/28/03
9	vs. Ten 12/5/04
8	(23 times)

**YARDS****COLTS (SEASON)**

MOST		FEWEST	
1832	2001	578	2011
1651	1981	679	1971
1648	1978	753	1982
1545	2004	792	1959
1510	2003	864	1958

**OPP (SEASON)**

MOST		FEWEST	
2029	06/07	156	2015
2006	2001	538	1982
1999	2003	551	1993
1978	2005	573	1991
1960	2004	584	2011

**COLTS MOST (GAME)**

274	vs. NYJ 9/24/72
252	vs. S.D. 12/26/04
219	at Dal 9/4/78
213	vs. Sea 9/14/97
204	at Chi 10/21/56
204	vs. Cin 10/11/81

**OPP MOST (GAME)**

268	at Sea 10/15/00
266	at Hou 10/23/05
249	vs. NYJ 11/16/03
233	at Hou 9/23/07
230	vs. Chi 10/4/58
230	vs. N.E. 12/21/75

**COLTS LEAST (GAME)**

0	(20 times)
---	------------

**OPP LEAST (GAME)**

-2	at G.B. 10/19/08
0	(37 times)

**COLTS MOST TDS (SEASON)**

2	1958/68
1	(18 times)

**OPP MOST TDS (SEASON)**

3	2007
2	1977/03/06
1	(18 times)

**OPPONENTS BEST GAMES****SCORING****MOST POINTS**

33	Paul Hornung at G.B. 10/8/61
30	Jim Brown vs. Cle 11/1/59
30	Paul Hornung vs. G.B. 12/12/65
24	Marshall Faulk at St.L. 12/30/01
24	Jonas Gray vs. N.E. 11/16/14
21	Gordy Soltau at S.F. 12/13/53
20	Gordy Soltau vs. S.F. 11/29/53

**MOST KICK-SCORING POINTS**

18	Nate Kaeding vs. S.D. 11/28/10
17	Greg Davis at S.D. 10/26/97
17	John Hall vs. NYJ 12/23/01
17	Shayne Graham at Hou 12/16/12
16	Curt Knight at Was 11/18/73
16	Jason Staurovsky vs. N.E. 12/3/89
16	Doug Pelfrey vs. Cin 9/3/95
16	Olindo Mare vs. Mia 12/31/06
16	Nick Novak vs. Hou 12/11/16

**MOST TOUCHDOWNS**

5	Jim Brown vs. Cle 11/1/59
5	Paul Hornung vs. G.B. 12/12/65
4	Paul Hornung at G.B. 10/8/61
4	Marshall Faulk at St.L. 12/30/01
4	Jonas Gray vs. N.E. 11/16/14

**MOST PATS**

8	John Kasay at N.O. 10/23/11
8	Stephen Gostkowski at N.E. 11/18/12
7	George Blanda at Chi 10/21/56
7	Fred Cox at Min 9/28/69
7	Shaun Suisham at Pit 10/26/14

**MOST PAT ATTEMPTS**

8	George Blanda at Chi 10/21/56
8	John Kasay at N.O. 10/23/11
8	Roger Leclerc vs. Chi 11/25/62
7	Fred Cox at Min 9/28/69
7	Shaun Suisham at Pit 10/26/14
7	Jason Myers at Jax 12/13/15

**MOST FIELD GOALS**

5	Curt Knight at Was 11/18/73
5	Jason Staurovsky at N.E. 12/3/89
5	Doug Pelfrey vs. Cin 9/3/95
5	Greg Davis at S.D. 10/26/97
5	John Hall vs. NYJ 12/23/01
5	Olindo Mare vs. Mia 12/31/06
5	Ryan Longwell at Min 9/14/08
5	Billy Cundiff at Balt 11/22/09
5	Nate Kaeding vs. S.D. 11/28/10
5	Shayne Graham at Hou 12/16/12
5	Nick Novak vs. Hou 12/11/16

**MOST FIELD GOAL ATTEMPTS**

7	Jason Staurovsky at N.E. 12/3/89
6	Pat Leahy at NYJ 11/29/81
6	Greg Davis at S.D. 10/26/97
6	Scott Norwood at Buf 9/9/90
6	John Hall vs. NYJ 12/23/01
6	Ryan Longwell at Min 9/14/08
6	Billy Cundiff at Balt 11/22/09

**LONGEST FIELD GOAL**

60	Rob Bironas at Ten 12/3/06
59	Josh Scobee at Jax 10/3/10
59	Sebastian Janikowski at Oak 12/26/10
56	Chip Lohmiller vs. Was 12/22/90
56	Kris Brown vs. Hou 11/8/09
55	Jason Hanson at Det 11/23/97
54	Rob Bironas vs. Ten 12/30/07
54	Sebastian Janikowski at Oak 12/26/10

**RUSHING****MOST ATTEMPTS**

37	Jonas Gray vs. N.E. 11/16/14
35	Curtis Martin at N.E. 11/24/96
33	Rodney Hampton at NYG 12/12/93
33	Fred Jackson at Buf 1/3/10
33	Arian Foster at Hou 9/12/10
32	Jim Brown vs. Cle 11/1/59
32	O.J. Simpson vs. Buf 10/12/75
32	Pete Johnson at Cin 12/7/80
32	Ricky Watters at Sea 12/20/98
32	Priest Holmes at K.C. 10/31/04
32	Ron Dayne at Hou 12/24/06
32	Shonn Greene at NYJ 10/14/12

**MOST YARDS**

231	Arian Foster at Hou 9/12/10
226	Jamaal Charles at K.C. 12/23/12
216	Barry Sanders at Det 11/23/97
212	Fred Jackson at Buf 1/3/10
205	Dan Towler vs. LA Rams 11/22/53
203	Curtis Martin at NYJ 12/3/00

**HIGHEST AVG. (7 ATT. MIN)**

14.6	Dan Towler vs. LA Rams 11/22/53
14.6	Fred Taylor at Jax 12/10/06
13.3	Floyd Reid vs. G.B. 10/31/53
12.7	Nick Pietrosante at Det 10/23/60
12.2	Tommy Mason at Min 11/17/63

**LONGEST RUSH**

86t	Jamaal Charles at K.C. 12/23/12
83t	Michael Turner vs. S.D. 12/18/05
81t	Rick Casares at Chi 10/16/55
80t	Barry Sanders at Det 11/23/97
78t	O.J. Simpson at Buf 10/14/73
78t	Kenneth Davis at Buf 10/6/91

**MOST TOUCHDOWNS**

5	Jim Brown vs. Cle 11/1/59
4	Jonas Gray vs. N.E. 11/16/14
3	(14 times) Last: Shonn Green at NYJ 10/14/10

**PASSING****MOST ATTEMPTS**

62	Joe Namath at NYJ 10/18/70
57	Kyle Orton at Den 9/26/10
52	Kurt Warner at Ari 9/27/09
52	Eli Manning at NYG 11/3/14
51	Steve Young at S.F. 10/18/98
50	Kent Graham at NYG 11/14/99
50	Blake Bortles vs. Jax 10/4/15

## MOST COMPLETIONS

40	Ben Roethlisberger at Pit 10/26/14
37	Kyle Orton at Den 9/26/10
34	Joe Namath at NYJ 10/18/70
33	Steve Young at S.F. 10/18/98
33	Seneca Wallace vs. Sea 10/4/09
33	Brian Hoyer vs. Chi 10/9/16
32	Matt Schaub vs. Hou 11/8/09
32	Sam Bradford at Min 12/18/16
31	(8 times) Last: Matthew Stafford vs. Det 9/11/16

## MOST YARDS

522	Ben Roethlisberger at Pit 10/26/14
496	Joe Namath vs. NYJ 9/24/72
476	Kyle Orton at Den 9/26/10
469	Vinny Testaverde vs. T.B. 10/16/88
449	Joe Kapp at Min 9/28/69
444	Brian Sipe at Cle 10/25/81

## HIGHEST COMP. PCT. (MIN. 20 ATT.)

90.0	Tony Romo at Dal 12/21/14 (18-20)
88.6	Drew Brees at N.O. 11/23/11 (31-35)
86.4	Aaron Brooks at N.O. 11/18/01 (19-22)
86.2	Ken Stabler vs. Oak 10/28/73 (25-29)
85.7	Ken Stabler at Hou 9/21/80 (18-21)
85.0	Joe Theismann at Was 10/7/84 (17-20)
84.6	David Carr vs. Hou 9/17/06 (22-26)
81.6	Ben Roethlisberger at Pit 10/26/14 (40-49)

## LONGEST COMPLETION

99t	Karl Sweetan to Pat Studstill vs. Det 10/16/66
95t	Todd Collins to Quinn Early vs. Buf 12/1/96
92t	Roger Staubach to Tony Dorsett at Dal 9/4/78
91t	Tom Brady to David Patten vs. N.E. 10/21/01
88t	Jim Plunkett to Randy Vataha vs. N.E. 12/19/71
85t	Norm Snead to Leroy Jackson vs. Was 12/8/62

## MOST TD PASSES

7	Joe Kapp at Min 9/28/69
6	Joe Namath vs. NYJ 9/24/72
6	Ben Roethlisberger at Pit 10/26/14
5	Dan Fouts at S.D. 12/26/82
5	Mark Malone at Pit 9/8/85
5	Drew Brees at N.O. 10/23/11
4	(20 times) Last: Ben Roethlisberger at Pit 12/6/15

## MOST INTERCEPTIONS

7	Zeke Bratkowski vs. Chi 10/2/60
6	Norm Van Brocklin at LA Rams 12/4/54
6	Joe Namath at NYJ 10/18/70
5	(6 times) Last: Terry Bradshaw vs. Pit 10/30/77
4	(27 times) Last: Tom Brady at N.E. 11/5/06

## MOST ATTS NO INTS (GAME)

51	Steve Young at S.F. 10/18/98
50	Blake Bortles vs. Jax 10/4/15
49	Ben Roethlisberger at Pit 10/26/14
48	Dan Marino at Mia 9/15/85
47	Donovan McNabb at Phil 11/10/02
47	Colt McCoy vs. Was 11/30/14
45	Drew Bledsoe at N.E. 9/19/99
45	Seneca Wallace vs. Sea 10/4/09

## RECEPTIONS

### MOST RECEPTIONS

21	Brandon Marshall vs. Den 12/13/09
13	Al Toon vs. NYJ 11/6/88
13	Calvin Johnson at Det 12/2/12
12	Eddie Bell at NYJ 10/18/70
12	Henry Ellard at LA Rams 9/17/89
12	Keith Byars at Phil 9/30/90
12	Ben Coates vs. N.E. 11/27/94
12	Jabar Gaffney at Den 9/26/10
12	Andre Johnson vs. Hou 12/30/12

### MOST YARDS

231	Dave Parks vs. S.F. 10/3/65
230	Henry Ellard at LA Rams 9/17/89
229	Andre Johnson vs. Hou 11/3/13
210	Drew Hill vs. Hou 12/22/85
206	Cris Collinsworth at Cin 10/2/83
204	Rich Caster vs. NYJ 9/24/72
204	Amani Toomer vs. NYG 12/22/02

### AVG. GAIN (3 REC. MIN)

50.3	Jack Snow vs. LA Rams 10/15/67
48.0	Harlon Hill at Chi 10/10/54
41.7	Stanley Morgan at N.E. 9/18/78
41.7	Raghib Ismail at Oak 10/22/95
41.3	Nat Moore vs. Mia 10/10/76
40.7	Leroy Jackson vs. Was 12/8/62
40.7	Gary Garrison at S.D. 9/20/70

## TOUCHDOWNS

3	(22 times) Last: Antonio Brown vs. Pit 11/24/16
---	---

## INTERCEPTIONS

### MOST INTERCEPTIONS

3	Jim David vs. Det 10/6/56
3	Jack Christiansen at Det 11/7/53
3	Jack Butler vs. Pit 11/3/57
3	Jim Kerr at Was 11/26/61
3	Johnny Robinson vs. K.C. 9/28/70
3	Rich Sowell vs. NYJ 9/23/73
3	Antonio Cromartie at S.D. 11/11/07

### MOST RETURN YARDS

105	Henry Jones at Buf 9/20/92
99	Aaron Rouse at G.B. 10/19/08
92	Erik McMillan at NYJ 10/1/89
87	Bobby Dillon at GBM 10/14/56
87	Dave Robinson vs. G.B. 12/12/65
87	Alfonzo Dennard at N.E. 11/18/12

## LONGEST RETURN

99t	Aaron Rouse at G.B. 10/19/08
92t	Erik McMillan at NYJ 10/1/89
87t	Dave Robinson vs. G.B. 12/12/65
87t	Alfonzo Dennard at N.E. 11/18/12
82t	Henry Jones at Buf 9/20/92
82t	Chris Singleton vs. N.E. 11/15/92

## TOUCHDOWNS

2	Henry Jones at Buf 9/20/92
---	----------------------------

## PUNTING

### MOST (GAME)

11	Steve O'Neal vs. NYJ 9/19/71
11	Bob Grupp at K.C. 9/2/79
11	Chris Mohr at Buf 10/6/96
11	Chad Stanley vs. Hou 12/1/02
11	Kevin Huber vs. Cin 10/19/14
10	Luke Prestridge vs. Den 9/11/83
10	Brian Hansen at N.E. 11/11/90
10	Shawn McCarthy at N.E. 12/6/92
10	Thomas Morstead vs. N.O. 10/25/15

### MOST YARDS

558	Kevin Huber vs. Cin 10/19/14
511	Bob Grupp at K.C. 9/2/79
487	Thomas Morstead vs. N.O. 10/25/15
450	Steve O'Neal vs. NYJ 9/19/71
444	Chris Mohr at Buf 10/6/96
435	Chad Stanley vs. Hou 12/1/02

### BEST AVG. (4-MIN)

55.6	Tom Tupa vs. N.E. 9/7/97
55.5	Shane Lechler vs. Oak 10/10/04
54.7	Brett Kern at Ten 12/28/14
54.5	Shane Lechler at Hou 10/9/14
53.8	Brad Nortman at Jax 10/2/16
53.5	Bryan Anger vs. Jax 9/23/12
53.3	Boyd Dowler at G.B. 10/9/60
53.0	Dustin Colquitt vs. K.C. 10/10/10

## LONGEST PUNT

79	Chuck Ramsey vs. NYJ 10/15/78
79	Brett Kern at Ten 12/28/14
78	Brad Nortman at Jax 10/2/16
76	Larry Barnes at S.F. 12/8/57
76	Bobby Walden at Min 10/22/67
75	Craig Henrich at Ten 10/27/08

## PUNT RETURNS

### MOST (GAME)

8	Rick Upchurch vs. Den 10/22/78
8	Phil McConkey vs. S.D. 11/26/89
8	Marcus Murphy vs. N.O. 10/25/15
7	Danny Reece vs. T.B. 9/9/79
7	Dino Hall at Cle 10/26/81
7	Willie Drewery at Hou 11/23/86
7	Chris Hale at Buf 9/20/92
7	Eric Guliford at Car 12/3/95

### MOST YARDS

145	Tavon Austin vs. St.L. 11/10/13
123	J.T. Smith at K.C. 11/2/80
117	Wes Welker vs. N.E. 11/15/09

**MOST YARDS: cont...**

117	Julian Edelman at N.E. 11/18/12
111	Antwaan Randle-El vs. Was 10/22/06
107	Ricky Smith at N.E. 9/4/83
107	Eric Guliford at Car 12/3/95

**LONGEST RETURN**

98t	Tavon Austin vs. St.L. 11/10/13
91t	Nate Burleson vs. Min 11/8/04
87t	Antwaan Randle-El vs. Was 10/22/06
83t	Omar Bolden vs. Den 11/8/15
80t	Stanley Morgan at N.E. 11/18/79
80	Desmond Howard vs. Det 10/29/00
78t	Mike Thomas vs. Jax 12/19/10

**HIGHEST AVG. (2 MIN)**

58.5	Julian Edelman at N.E. 11/18/12
55.5	Antwaan Randle-El vs. Was 10/22/06
48.0	Nate Burleson vs. Min 11/8/04
45.5	Wake Scott at Mia 11/22/70
44.0	Willie Wood at G.B. 10/8/61

**MOST FAIR CATCHES**

4	Kermit Alexander at S.F. 10/13/68
4	Thom Darden at Cle 9/16/73
4	Rod Woodson vs. Pit 10/6/91
4	Rod Woodson at Pit 11/22/92
4	Walter Stanley at N.E. 12/6/92
4	Jeff Ogden at Mia 12/17/00
4	Quan Cosby vs. Cin 11/14/10
4	Keshawn Martin at Hou 10/9/14

**KICKOFF RETURNS****MOST (GAME)**

8	Allen Rossom at Phil 11/21/99
8	Chris Johnson vs. St.L. 10/17/05
8	Tab Perry at Cin 11/20/05
7	(14 times) Last: Marc Mariani at Ten 12/9/10

**MOST YARDS**

266	Jerome Mathis at Hou 10/23/05
242	Jonathan Carter vs. NYJ 11/16/03
233	Jerome Mathis at Hou 9/23/07
211	Roell Preston vs. G.B. 11/16/97
206	Allen Carter vs. N.E. 12/21/75

**LONGEST RETURN**

106t	Brad Smith vs. NYJ 12/27/09
103t	Tom Wilson vs. LA Rams 11/25/56
103t	Herb Adderley at G.B. 11/18/62
103t	Justin Miller at NYJ 10/1/06
102t	Curtis Brown at Buf 9/24/78
101t	Lance Rentzel at Min 11/14/65
101t	Raymond Clayborn vs. N.E. 12/18/77

**LONGEST NON-SCORING RETURN**

96	Joe Arenas at S.F. 12/16/56
----	-----------------------------

**HIGHEST AVG. (2 MIN)**

67.3	Lenny Lyles at S.F. 12/18/60
62.0	Willie Galimore vs. Chi 10/4/58
61.5	Tom Wilson vs. LA Rams 11/25/56
60.0	Lance Rentzel at Min 11/14/65

**FUMBLE RETURNS****LONGEST**

80t	Phil Wise at NYJ 12/2/73
78t	Darrell Green at Was 11/7/93
75t	Derrol Ray at NYJ 9/7/80

**OPPONENTS CAREER  
BEST****MOST POINTS**

207	Pat Leahy N.Y. Jets
143	Steve Christie T.B./Buf
140	Josh Scobee Jacksonville
138	Paul Hornung Green Bay
122	Adam Vinatieri New England
122	Rob Bironas, Tennessee
117	Olindo Mare Mia/N.O./Sea/Car
103	John Smith New England

**MOST TOUCHDOWNS (P-R-RT)**

16	Paul Hornung Green Bay (13-3-0)
16	Andre Reed Buffalo (0-16-0)
14	Stanley Morgan New England (0-13-1)
14	Maurice Jones-Drew Jax (10-3-1)
13	Rick Casares Chicago (11-2-0)
13	Jim Taylor G.B./N.O. (12-1-0)

**MOST PATS**

69	Pat Leahy N.Y. Jets
52	John Smith New England
47	Adam Vinatieri New England
42	George Blanda Chi/Oak

**MOST PAT ATTEMPTS**

74	Pat Leahy N.Y. Jets
56	John Smith New England
47	Adam Vinatieri New England
44	Uwe Von Schamann Miami
43	George Blanda Chi/Oak
43	Garoy Yepremian Det/Mia

**MOST FGs**

46	Pat Leahy N.Y. Jets
35	Steve Christie T.B./Buf
35	Josh Scobee Jacksonville
31	Rob Bironas Tennessee
27	Olindo Mare Mia/N.O./Sea/Car
25	Adam Vinatieri New England

**MOST FG ATTS**

62	Pat Leahy N.Y. Jets
45	Josh Scobee Jacksonville
44	Steve Christie T.B./Buf
38	Rob Bironas Tennessee
34	Garoy Yepremian Det/Mia
33	Tommy Davis San Francisco
32	Olindo Mare Mia/N.O./Sea/Car

**MOST CONSECUTIVE FGs**

18	Tony Franklin Phil/N.E.
15	Adam Vinatieri* New England
13	Nate Kaeding* San Diego
13	Olindo Mare Miami
12	John Smith New England
12	Rob Bironas Tennessee

**MOST 50+ FGs**

5	Rob Bironas Tennessee
5	Josh Scobee Jacksonville
4	Jason Hanson Detroit
2	John Carney S.D./N.O.
2	Steve Christie T.B./Buf
2	Sebastian Janikowski Oakland
2	Nate Kaeding San Diego
2	Chip Lohmiller Washington
2	Jim Martin Det/Bal/Was
2	Nick Novak Houston
2	Pete Stoyanovich Mia/K.C.

**MOST RUSHING ATTEMPTS**

345	Curtis Martin N.E./NYJ
304	Thurman Thomas Buffalo
271	Maurice Jones-Drew Jacksonville
251	Jim Taylor G.B./N.O.
250	O.J. Simpson Buffalo
246	Fred Taylor Jacksonville

**MOST RUSHING YARDS**

1645	Curtis Martin N.E./NYJ
1428	Maurice Jones-Drew Jacksonville
1251	Fred Taylor Jacksonville
1230	Thurman Thomas Buffalo
1197	O.J. Simpson Buffalo
1032	Jim Taylor Green Bay

**MOST RUSHING TOUCHDOWNS**

13	Paul Hornung Green Bay
12	Jim Taylor G.B./N.O.
11	Rick Casares Chicago
10	Antowain Smith Buf/N.E.
10	Maurice Jones-Drew Jacksonville
8	John Riggins NYJ/Was
8	Y.A. Tittle NYG/S.F.
8	Domanick Williams Houston
8	Arian Foster Houston

**MOST 100+ GAMES**

9	Curtis Martin N.E./NYJ
8	Maurice Jones-Drew Jacksonville
7	Freeman McNeil N.Y. Jets
6	O.J. Simpson Buffalo
6	Fred Taylor Jacksonville
5	Thurman Thomas Buffalo
5	Arian Foster Houston

**MOST PASSING ATTEMPTS**

1030	Dan Marino Miami
518	Drew Bledsoe N.E./Buf
512	John Brodie San Francisco
500	Joe Ferguson Buffalo
500	Jim Kelly Buffalo

## **MOST PASSING COMPLETIONS**

624	Dan Marino Miami
315	Drew Bledsoe N.E./Buf
300	Jim Kelly Buffalo
287	Tom Brady New England
275	John Brodie San Francisco
259	Joe Ferguson Buffalo

## **MOST PASSING YARDS**

7537	Dan Marino Miami
3752	Jim Kelly Buffalo
3667	Joe Ferguson Buffalo
3622	Drew Bledsoe N.E./Buf
3570	Steve Grogan New England

## **MOST PASSING TOUCHDOWNS**

54	Dan Marino Miami
31	Joe Ferguson Buffalo
29	Tom Brady New England
28	Jim Kelly Buffalo
25	Drew Bledsoe N.E./Buf
23	Vinny Testaverde Balt/Cle/ NYJ/T.B.
21	John Brodie San Francisco
21	Steve Grogan New England

## **MOST PASSES INTERCEPTED**

29	John Brodie San Francisco
27	Bart Starr Green Bay
24	Y.A. Tittle S.F./N.Y.G.
24	Steve Grogan New England
22	Bill Wade LA Rams/Chi.

## **MOST 300+ GAMES**

7	Dan Marino Miami
5	Warren Moon Hou./Sea.
5	Tom Brady New England
4	Bill Wade LA Rams/Chi.
3	Joe Namath N.Y. Jets
3	Brian Sipe Cleveland
3	Brett Favre Green Bay
3	Ben Roethlisberger, Pittsburgh

## **MOST RECEPTIONS**

128	Andre Reed Buffalo
125	Andre Johnson Houston
79	Al Toon N.Y. Jets
79	Stanley Morgan New England
74	Irving Fryar N.E./Mia./Phi/Was

## **MOST RECEPTION YARDS**

1718	Andre Reed Buffalo
1621	Andre Johnson Houston
1615	Stanley Morgan New England
1094	Billy Wilson San Francisco
1072	Tony Martin Atl./Mia./S.D.
1031	Wesley Walker N.Y. Jets
1013	Nat Moore Miami

## **MOST TOUCHDOWN RECEPTIONS**

16	Andre Reed Buffalo
13	Stanley Morgan New England
11	Nat Moore Miami
10	Andre Johnson Houston

## **MOST TOUCHDOWN RECEPTIONS**

cont...	
8	Wesley Walker N.Y. Jets
8	Billy Wilson San Francisco
8	Billy Howton G.B./Dal.
8	Howard Cassady Detroit
8	Tony Martin Atl./Mia./S.D.
8	Bill McCall Chicago

## **MOST 100+ GAMES**

8	Stanley Morgan New England
6	Andre Johnson Houston
5	Tony Martin Atl./Mia./S.D.
4	Harlon Hill Chicago
4	Jimmy Smith Jacksonville

## **MOST INTERCEPTIONS**

11	Bobby Dillon Green Bay
10	Jack Christiansen Detroit
9	Dick LeBeau Detroit
8	Michael Haynes N.E./Oak
7	(4 others)

## **MOST INTERCEPTION YARDS**

181	Bobby Dillon Green Bay
172	Herb Adderley Green Bay
140	Michael Haynes N.E./Oak
139	Hank Gremminger Green Bay
137	Glenn Blackwood Miami

## **MOST TOUCHDOWNS**

2	Kevin Burnett Dal./S.D.
2	Henry Jones Buffalo
2	Ty Law New England
2	Otis Smith N.E./NYJ

## **MOST PUNTS**

106	Chris Mohr Buf/Atl
83	John Kidd Buf/S.D./Mia/NYJ
81	Tommy Davis San Francisco
78	Rich Camarillo N.E./Ariz/Hou
78	Reggie Roby Mia/Was/S.F.
77	Brian Hansen N.O./N.E./Cle/NYJ

## **MOST PUNT YARDS**

4278	Chris Mohr Buf/Atl
3603	Tommy Davis San Francisco
3574	John Kidd Buf/S.D./Mia/NYJ
3445	Reggie Roby Mia/Was/S.F.
3425	Brian Hansen N.O./N.E./Cle/NYJ

## **HIGHEST AVERAGE (MIN. 25 ATT.)**

48.0	Shane Lechler Oak/Hou
47.7	Kevin Huber, Cincinnati
46.5	Boyd Dowler Green Bay
46.5	Yale Lary Detroit
45.8	Brian Moorman Buffalo
45.2	Mark Royals Jax/Mia/Pit/N.O.

## **MOST TOUCHBACKS**

12	Chris Mohr Buffalo
11	Rich Camarillo N.E./Ariz/Hou
9	Yale Lary Detroit
9	Lee Johnson Cin/Cle/N.E./Ten
8	Tom Tupa Cle/N.E./NYJ/T.B.
8	Craig Hentrich G.B./Ten

## **MOST INSIDE 20**

27	Rich Camarillo N.E./Ariz/Hou
26	John Kidd Buf/S.D./Mia/NYJ
26	Chris Mohr Buf/Atl
24	Reggie Roby Mia/Was/S.F.
23	Brett Kern Ten/Den

# PLAYOFF RECORDS

## COLTS INDIVIDUAL CAREER AND SINGLE-GAME PLAYOFF RECORDS

(\*Denotes Super Bowl)

### SERVICE

#### MOST GAMES:

- 21 Reggie Wayne, 2002-14
- 19 Peyton Manning, 1998-11
- Jeff Saturday, 1999-11
- 18 Justin Snow, 2000-11
- Robert Mathis, 2003-13
- 17 Dwight Freeney, 2002-12
- 16 Raheem Brock, 2002-09
- Ryan Diem, 2002-11
- Marvin Harrison, 1996-08
- 15 Gary Brackett, 2003-10
- Hunter Smith, 1999-08
- 13 Tarik Glenn, 1997-06
- Antoine Bethea, 2006-13
- Adam Vinatieri 2006-14
- 12 Dallas Clark, 2003-11

### SCORING

#### MOST POINTS

##### CAREER:

- 117 Adam Vinatieri, 2006-14
- 56 Reggie Wayne, 2001-14
- 54 Mike Vanderjagt, 1998-05
- 20 Edgerrin James, 1999-05
- 26 Jim O'Brien, 1970-72

##### GAME:

- Colts: 18 Tom Matte at Cleveland  
12/29/68 (3 TD rushing)
- 15 Adam Vinatieri at Baltimore  
1/13/07
- 14 Adam Vinatieri vs. Cincinnati  
1/4/15
- 12 (16 times) Last: LaVon Brazill  
at New England 1/11/14
- Opp: 24 LeGarrette Blount at New  
England 1/11/14 (4 TD rushing)
- 18 Gary Collins at Cleveland  
12/27/64 (3 TD receiving)
- Dave Casper vs. Oakland  
12/24/77 (3 TD receiving)
- LeGarrette Blount at New  
England 1/18/15 (3 TD rushing)
- 16 Adam Vinatieri at New  
England 1/18/04
- 14 Ryan Succop vs. Kansas City  
1/4/14
- 14 Stevan Ridley at New England  
1/11/14
- 13 Al Del Greco vs. Tennessee  
1/16/00
- 12 (11 times) Last: Knile Davis vs.  
Kansas City 1/4/14

#### MOST TOUCHDOWNS

##### CAREER:

- 9 Reggie Wayne, 2001-14
- 5 Edgerrin James, 1999-05
- 4 Dallas Clark, 2003-11
- Joseph Addai, 2006-11
- 3 Tom Matte, 1961-72
- Peyton Manning, 1998-11
- Brandon Stokley, 2003-06

#### MOST TOUCHDOWNS

##### GAME:

- Colts: 3 Tom Matte at Cleveland  
12/29/68 (3 TD rushing)
- 2 (13 times) Last: LaVon Brazill at  
New England 1/11/14
- Opp: 4 LeGarrette Blount at New  
England 1/11/14 (4 TD rushing)
- 3 Gary Collins at Cleveland  
12/27/64 (3 TD receiving)
- Dave Casper vs. Oakland  
12/24/77 (3 TD receiving)
- LeGarrette Blount at New  
England 1/18/15 (3 TD rushing)
- 2 (10 times) Last: LaDainian  
Tomlinson vs. N.Y. Jets 1/8/11

#### MOST POINTS KICK-SCORING

##### CAREER:

- 117 Adam Vinatieri, 2006-14
- 54 Mike Vanderjagt, 1998-05
- 26 Jim O'Brien, 1970-72
- 25 Matt Stover, 2009
- 21 Lou Michaels, 1964-69
- Cary Blanchard, 1995-97

#### MOST POINTS KICK-SCORING

##### GAME:

- Colts: 15 Adam Vinatieri at Baltimore  
1/13/07
- 14 Adam Vinatieri vs. Cincinnati  
1/4/15
- 12 Adam Vinatieri vs. New England  
1/21/07
- 12 Matt Stover vs. N.Y. Jets 1/24/10
- 11 Mike Vanderjagt vs. Denver  
1/4/04
- Adam Vinatieri vs. Kansas City  
1/6/07
- Adam Vinatieri vs. Chicago  
2/4/07\*

#### MOST POINTS KICK-SCORING

##### GAME: cont...

- Opp: 16 Adam Vinatieri at New England  
1/18/04
- 14 Ryan Succop vs. Kansas City  
1/4/14
- 13 Al Del Greco vs. Tennessee  
1/16/00
- 11 John Hall at N.Y. Jets 1/4/03
- Garrett Hartley vs. New Orleans  
2/7/10\*

#### MOST FIELD GOALS

##### CAREER:

- 30 Adam Vinatieri, 2006-14
- 11 Mike Vanderjagt, 1998-05
- 6 Jim O'Brien, 1970-72
- Matt Stover, 2009
- 4 Lou Michaels, 1964-69
- Cary Blanchard, 1995-97

##### GAME:

- Colts: 5 Adam Vinatieri at Baltimore  
1/13/07
- 4 Adam Vinatieri vs. Cincinnati  
1/4/15
- 3 Cary Blanchard at Pittsburgh  
1/14/86
- Mike Vanderjagt vs. Tennessee  
1/16/00
- Mike Vanderjagt at Miami  
12/30/00
- Adam Vinatieri vs. Kansas City  
1/6/07
- Adam Vinatieri vs. New England  
1/21/07
- Adam Vinatieri vs. Chicago  
2/4/07\*
- Matt Stover vs. N.Y. Jets 1/24/10
- Adam Vinatieri vs. N.Y. Jets  
1/8/11
- Adam Vinatieri at Baltimore  
1/6/13
- Opp: 5 Adam Vinatieri at New England  
1/18/04
- 4 Al Del Greco vs. Tennessee  
1/16/00
- 3 Pat Summerall vs. N.Y.  
Giants 12/27/59
- Jim Turner vs. N.Y. Jets  
1/12/69\*
- Garrett Hartley vs. New Orleans  
2/7/10\*



## MOST FIELD GOAL ATTEMPTS

### CAREER:

- 34 Adam Vinatieri, 2006-14
- 14 Jim O'Brien, 1970-72
- Mike Vanderjagt, 1998-05
- 8 Lou Michaels, 1964-69
- 7 Cary Blanchard, 1995-97
- Matt Stover, 2009

### GAME:

- Colts: 5 Adam Vinatieri at Baltimore 1/13/07 (5-5)
- 4 Jim O'Brien vs. Oakland 1/3/71 (2-4)
- Cary Blanchard at Pittsburgh 1/14/96 (3-4)
- Mike Vanderjagt at Miami 12/30/00 (3-4)
- Adam Vinatieri vs. Chicago 2/4/07\* (3-4)
- Adam Vinatieri at Baltimore 1/6/13 (3-4)
- Adam Vinatieri vs. Cincinnati 1/4/15 (4-4)
- Opp: 5 Adam Vinatieri at New England 1/18/04 (5-5)
- 4 Al Del Greco vs. Tennessee 1/16/00 (4-4)
- 3 (8 times) Last: Garrett Hartley vs. New Orleans 2/7/10\* (3-3)

## LONGEST FIELD GOAL

- Colts: 53 Adam Vinatieri vs. Cincinnati 1/4/15
- 52 Adam Vinatieri at Baltimore 1/6/13
- 51 Adam Vinatieri at Baltimore 1/13/07
- 50 Mike Vanderjagt at Miami 12/30/00
- Adam Vinatieri vs. Kansas City 1/6/07
- Adam Vinatieri vs. N.Y. Jets 1/8/11
- 48 Adam Vinatieri vs. Kansas City 1/6/07
- Adam Vinatieri at Baltimore 1/13/07
- Opp: 57 Mike Nugent vs. Cincinnati 1/4/15
- 54 John Carney at San Diego 12/31/95
- 51 Matt Stover at Baltimore 1/13/07
- 50 Norm Johnson at Pittsburgh 12/29/96
- 49 Al Del Greco vs. Tennessee 1/16/00

## MOST PATs

### CAREER:

- 27 Adam Vinatieri, 2006-14
- 21 Mike Vanderjagt, 1998-05
- 9 Lou Michaels, 1964-69
- Cary Blanchard, 1995-97
- 8 Jim O'Brien, 1970-72

### GAME:

- Colts: 7 Mike Vanderjagt vs. Denver 1/9/05
- 6 Adam Vinatieri vs. Kansas City 1/4/14
- 5 Cary Blanchard at San Diego 12/31/95
- Mike Vanderjagt vs. Denver 1/4/04
- Mike Vanderjagt at Kansas City 1/11/04
- Opp: 6 Stephen Gostkowski at New England 1/18/15
- 5 Matt Bahr at Cleveland 1/9/88
- John Hall at N.Y. Jets 1/4/03
- Ryan Succop vs. Kansas City 1/4/14
- Stephen Gostkowski at New England 1/11/14
- 4 (7 times) Last: Nate Kaeding vs. San Diego 1/13/08

## MOST POINT AFTER ATTEMPTS

### CAREER:

- 27 Adam Vinatieri, 2006-14
- 21 Mike Vanderjagt, 1998-05
- 9 Lou Michaels, 1964-69
- Cary Blanchard, 1995-97
- 8 Jim O'Brien, 1970-72

### GAME:

- Colts: 7 Mike Vanderjagt vs. Denver 1/9/05
- 6 Adam Vinatieri vs. Kansas City 1/4/14
- 5 Cary Blanchard at San Diego 12/31/95
- Mike Vanderjagt vs. Denver 1/4/04
- Mike Vanderjagt at Kansas City 1/11/04
- Opp: 6 Stephen Gostkowski at New England 1/18/15
- 5 Matt Bahr at Cleveland 1/9/88
- John Hall at N.Y. Jets 1/4/03
- Ryan Succop vs. Kansas City 1/4/14
- Stephen Gostkowski at New England 1/11/14
- 4 (7 times) Last: Nate Kaeding vs. San Diego 1/13/08

## RUSHING

## MOST ATTEMPTS

### CAREER:

- 158 Joseph Addai, 2006-11
- 157 Edgerin James, 1999-05
- 98 Dominic Rhodes, 2001-06, 08, 10

### GAME:

- Colts: 26 Lydell Mitchell at Pittsburgh 12/27/75 (26-63)
- Edgerin James at Kansas City 1/11/04 (26-125)
- 25 Norm Bulaich vs. Cincinnati 12/26/70 (25-116)
- Joseph Addai vs. Kansas City 1/6/07 (25-122)
- Opp: 40 Lamar Smith at Miami 12/30/00
- 30 Matt Snell vs. N.Y. Jets 1/12/69\* (30-121)
- LeGarrette Blount at New England 1/18/15
- 27 Jim Brown at Cleveland 12/27/64 (27-114)
- Franco Harris at Pittsburgh 12/27/75 (27-153)

## MOST YARDS

### CAREER:

- 621 Joseph Addai, 2006-11
- 616 Edgerin James, 1999-05
- 407 Dominic Rhodes, 2001-06, 08, 10

### GAME:

- Colts: 147 Zack Crockett at San Diego 12/31/95 (13-147)
- 125 Edgerin James at Kansas City 1/11/04 (26-125)
- 122 Joseph Addai vs. Kansas City 1/6/07 (25-122)
- 116 Tom Matte vs. N.Y. Jets 1/12/69\* (11-116)
- Norm Bulaich vs. Cincinnati 12/26/70 (25-116)
- Opp: 209 Lamar Smith at Miami 12/30/00 (40-209)
- 176 Priest Holmes at Kansas City 1/11/04 (24-176)
- 166 LeGarrette Blount at New England 1/11/14
- 162 Eddie George vs. Tennessee 1/16/00 (26-162)
- 153 Franco Harris at Pittsburgh 12/27/75 (27-153)
- 148 LeGarrette Blount at New England 1/18/15
- 144 Corey Dillon at New England 1/16/05 (23-144)

**HIGHEST AVERAGE (min. 15 carries)****CAREER:**

- 8.1 Zack Crockett, 1995-97
- 4.4 John Unitas, 1956-72
- 4.2 Alan Ameche, 1955-60
- Tom Matte, 1961-72
- Dominic Rhodes, 2001-06, 08, 10

**GAME:**

- Colts: 11.3 Zack Crockett at San Diego 12/31/95
- 10.6 Tom Matte vs. N.Y. Jets 1/12/69\*
- 5.5 Jerry Hill at Cleveland 12/29/68
- Opp: 7.5 Thomas Jones vs. Chicago 2/4/07\*
- 7.3 Franco Harris vs. Pittsburgh 12/19/76
- Priest Holmes at Kansas City 1/11/04

**MOST RUSHING TOUCHDOWNS****CAREER:**

- 5 Edgerrin James, 1999-05
- 4 Joseph Addai, 2006-11
- 3 Tom Matte, 1961-72
- Peyton Manning, 1998-11

**GAME:**

- Colts: 3 Tom Matte at Cleveland 12/29/68
- 2 Alan Ameche at N.Y. Giants 12/28/58
- Edgerrin James at Kansas City 1/11/04
- Norm Bulwich vs. Oakland 1/3/71
- Don Nottingham at Cleveland 12/26/71
- Ron Lee vs. Oakland 12/24/77
- Zack Crockett at San Diego 12/31/95
- Opp: 4 LeGarrette Blount at New England 1/11/14
- 3 LeGarrette Blount at New England 1/18/15
- 2 Reggie Harrison vs. Pittsburgh 12/19/76
- Jerome Bettis at Pittsburgh 12/29/96
- 2 Kordell Stewart at Pittsburgh 12/29/96
- Lamar Smith at Miami 12/30/00
- LaMont Jordan at N.Y. Jets 1/4/03
- Priest Holmes at Kansas City 1/11/04
- Darren Sproles at San Diego 1/3/09
- LaDainian Tomlinson vs. N.Y. Jets 1/8/11

**LONGEST RUSH**

- Colts: 66t Zack Crockett at San Diego 12/31/95
- 58t Tom Matte vs. N.Y. Jets 1/12/69\*
- 36t Dominic Rhodes vs. Chicago 2/4/07\*
- Opp: 73t LeGarrette Blount at New England 1/11/14
- 68t Eddie George vs. Tennessee 1/16/00
- 52 Thomas Jones vs. Chicago 2/4/07\*
- 50 Franco Harris vs. Pittsburgh 12/19/76

**LONGEST RUSHING TOUCHDOWN**

- Colts: 66 Zack Crockett at San Diego 12/31/95
- 33 Zack Crockett at San Diego 12/31/95
- 13 Ron Lee vs. Oakland 12/24/77
- 12 Tom Matte at Cleveland 12/27/68
- Opp: 73t LeGarrette Blount at New England 1/11/14
- 68 Eddie George vs. Tennessee 1/16/00
- 31 Jon Witman at Pittsburgh 12/29/96
- 30 Clarence Davis vs. Oakland 12/24/77

**PASSING****MOST ATTEMPTS****CAREER:**

- 718 Peyton Manning, 1998-11
- 260 Andrew Luck, 2012-14
- 226 John Unitas, 1956-72

**GAME:**

- Colts: 54 Andrew Luck at Baltimore 1/6/13 (28-54-288-0-1)
- 48 Peyton Manning vs. San Diego 1/13/08 (33-48-402-3-2)
- 47 Peyton Manning at New England 1/18/04 (23-47-237-1-4)
- Peyton Manning vs. New England 1/21/07 (27-47-349-1-1)
- 45 Peyton Manning vs. New Orleans 2/7/10\* (31-45-333-1-1)
- Andrew Luck vs. Kansas City 1/4/14 (29-45-443-4-3)
- 44 Peyton Manning vs. Baltimore 1/16/10 (30-44-246-2-1)
- Andrew Luck vs. Cincinnati 1/4/15 (31-44-376-1-0)
- 43 Andrew Luck at Denver 1/11/15 (27-43-265-2-2)

**MOST ATTEMPTS GAME: cont...**

- Opp: 47 Stan Humphries at San Diego 12/31/95 (23-47-292-2-4)
- 46 Alex Smith vs. Kansas City 1/4/14 (30-46-363-4-0)
- Peyton Manning vs. Indianapolis 1/11/15 (26-46-211-1-0)
- 44 Joe Kapp vs. Minnesota 12/22/68 (26-44-287-2-2)
- 41 Neil O'Donnell at Pittsburgh 1/14/96 (25-41-205-1-1)
- 40 Kenny Stabler vs. Oakland 12/24/77 (21-40-345-3-2)

**MOST COMPLETIONS****CAREER:**

- 453 Peyton Manning, 1998-11
- 147 Andrew Luck, 2012-14
- 120 John Unitas, 1956-72

**GAME:**

- Colts: 33 Peyton Manning vs. San Diego 1/13/08 (33-48-402-3-2)
- 31 Peyton Manning vs. New Orleans 2/7/10\* (31-45-333-1-1)
- 31 Andrew Luck vs. Cincinnati 1/4/15 (31-44-376-1-0)
- 30 Peyton Manning vs. Kansas City 1/6/07 (30-38-268-1-3)
- Peyton Manning vs. Baltimore 1/16/10 (30-44-246-2-1)
- Opp: 32 Drew Brees vs. New Orleans 2/7/10\* (32-39-288-2-0)
- 30 Alex Smith vs. Kansas City 1/4/14 (30-46-363-4-0)
- 26 Joe Kapp vs. Minnesota 12/22/68 (26-44-287-2-2)
- Peyton Manning vs. Indianapolis 1/11/15 (26-46-211-1-0)
- 25 Neil O'Donnell at Pittsburgh 1/14/96 (25-41-205-1-1)
- 24 Jake Plummer vs. Denver 1/9/05 (24-34-284-2-1)

**MOST YARDS****CAREER:**

- 5389 Peyton Manning, 1998-11
- 1829 Andrew Luck, 2012-14
- 1663 John Unitas, 1956-72

**GAME:**

- Colts: 458 Peyton Manning vs. Denver 1/9/05 (27-33-458-4-1)
- 436 Andrew Luck vs. Kansas City 1/4/14 (29-45-436-4-3)
- 402 Peyton Manning vs. San Diego 1/13/08 (33-48-402-3-2)
- 377 Peyton Manning vs. Denver 1/4/04 (22-26-377-5-0)
- Peyton Manning vs. N.Y. Jets 1/24/10 26-39-377-3-0)

**MOST YARDS GAME: cont...**

	376	Andrew Luck vs. Cincinnati 1/4/15 (31-44-376-1-0)
	349	John Unitas at N.Y. Giants 12/28/58 (26-40-349-1-1) Peyton Manning vs. New England 1/21/07 (27-47-349-1-1)
Opp:	363	Alex Smith vs. Kansas City 1/4/14 (30-46-363-4-0)
	345	Kenny Stabler vs. Oakland 12/24/77 (21-40-345-3-2)
	292	Stan Humphries at San Diego 12/31/95 (23-47-292-2-4)
	288	Drew Brees vs. New Orleans 2/7/10* (32-39-288-2-0)

**HIGHEST COMPLETION PERCENTAGE  
(Min. 50 Att/Career, 15 Att/Game)****CAREER:**

63.1	Peyton Manning, 1998-11
56.5	Andrew Luck, 2012-14
53.1	John Unitas, 1956-72

**GAME:**

Colts:	84.6	Peyton Manning vs. Denver 1/4/04 (22-26-377-5-0)
	81.8	Peyton Manning vs. Denver 1/9/05 (27-33-458-4-1)
	78.9	Peyton Manning vs. Kansas City 1/6/07 (30-38-268-1-3)
Opp:	82.1	Drew Brees vs. New Orleans 2/7/10* (32-39-288-2-0)
	77.8	Terry Bradshaw vs. Pittsburgh 12/19/76 (14-18- 264-3-1)
	76.7	Jake Plummer vs. Denver 1/4/04 (23-30-181-1-2)

**MOST TOUCHDOWN PASSES****CAREER:**

29	Peyton Manning, 1998-11
9	Andrew Luck, 2012-14
7	John Unitas, 1956-72

**GAME:**

Colts:	5	Peyton Manning vs. Denver 1/4/04 (22-26-377-5-0)
	4	Peyton Manning vs. Denver 1/9/05 (27-33-458-4-1)
	4	Andrew Luck vs. Kansas City 1/4/14 (29-45-436-4-3)
	3	Peyton Manning at Kansas City 1/11/04 (22-30-304-3-0) Peyton Manning vs. San Diego 1/13/08 (33-48-402-3-2) Peyton Manning vs. N.Y. Jets 1/24/10 (26-39-377-3-0)

**MOST TOUCHDOWN PASSES****GAME: cont...**

Opp:	4	Alex Smith vs. Kansas City 1/4/14 (30-46-363-4-0)
	3	Frank Ryan at Cleveland 12/27/64 (11-18-206-3-1) Terry Bradshaw vs. Pittsburgh 12/19/76 (14-18-264-3-0) Kenny Stabler vs. Oakland 12/24/77 (21-40-345-3-2) Bernie Kosar at Cleveland 1/9/88 (20-31-229-3-1) Chad Pennington at N.Y. Jets 1/4/03 (19-25-222-3-0) Philip Rivers vs. San Diego 1/13/08 (14-19-264-3-1) Tom Brady at New England 1/18/15 (23-35-226-3-1)
	2	(8 times) Last: Joe Flacco at Baltimore 1/6/13 (12-23-282-2-0)

**MOST PASSES HAD INTERCEPTED****CAREER:**

19	Peyton Manning, 1998-11
12	Andrew Luck, 2012-14
10	John Unitas, 1956-72

**GAME:**

Colts:	4	Peyton Manning at New England 1/18/04 (23-47-237-1-4)
	4	Andrew Luck at New England 1/11/14 (20-41-331-2-4)
	3	Earl Morrall vs. N.Y. Jets 1/12/69* (6-17-71-0-3) John Unitas at Miami 1/2/72 (20-36-224-0-3) Peyton Manning vs. Kansas City 1/6/07 (30-38-268-1-3)
	3	Andrew Luck vs. Kansas City 1/4/14 (29-45-436-4-3)
	2	(9 times) Last: Andrew Luck at New England 1/18/15 (12-33- 126-0-2)
Opp:	4	Stan Humphries at San Diego 12/31/95 (23-47-292-2-4)
	3	George Blanda vs. Oakland 1/3/71 (17-32-271-2-3) Craig Morton vs. Dallas 1/17/71* (12-26-127-1-3) Bill Nelsen at Cleveland 12/26/71 (9-21-104-0-3) Steve Bono at Kansas City 1/7/96 (11-25-122-1-3) Jay Fiedler at Miami 12/30/00 (19-34-185-1-3)

**LONGEST PASS PLAY**

Colts:	87t	Peyton Manning to Brandon Stokley vs. Denver 1/4/04
	75t	John Unitas to John Mackey vs. Dallas 1/17/71*
	72t	Peyton Manning to Reggie Wayne at San Diego 1/3/09
	68t	John Unitas to Ray Perkins vs. Oakland 1/3/71
Opp:	80t	Mark Sanchez to Braylon Edwards vs. NYJ 1/24/10
	79t	Alex Smith to Donnie Avery vs. Kansas City 1/4/14
	76t	Terry Bradshaw to Frank Lewis vs. Pittsburgh 12/19/76
	75t	Bob Griese to Paul Warfield at Miami 1/2/72

**RECEIVING****MOST RECEPTIONS****CAREER:**

93	Reggie Wayne, 2001-14
65	Marvin Harrison, 1996-08
64	Dallas Clark, 2003-11

**GAME:**

Colts:	13	T.Y. Hilton vs. Kansas City 1/14/14 (13-224, 2 TDs)
	12	Raymond Berry at N.Y. Giants 12/28/58 (12-178, 1 TD)
	11	Pierre Garcon vs. N.Y. Jets 1/24/10 (11-151, 1 TD)
	10	Reggie Wayne vs. Denver 1/9/05 (10-221, 2 TDs) Joseph Addai vs. Chicago 2/4/07* (10-66) Daniel Herron vs. Cincinnati 1/4/15 (10-85)
	9	Dallas Clark vs. Kansas City 1/6/07 (9-103) Joseph Addai vs. San Diego 1/13/08 (9-67) Reggie Wayne at Baltimore 1/6/13 (9-114)
Opp:	10	Ronnie Harmon at San Diego 12/31/95 (10-133)
	9	Bob Schnelker vs. N.Y. Giants 12/27/59 (9-175, 1 TD) Ray Rice vs. Baltimore 1/16/10 (9-60) Julian Edelman at New England 1/18/15 (9-98)

**MOST YARDS****CAREER:**

1254	Reggie Wayne, 2001-14
883	Marvin Harrison, 1996-08
847	Dallas Clark, 2003-11

**MOST YARDS GAME:**

Colts: 224	T.Y. Hilton vs. Kansas City 1/4/14 (13-224, 2 TDs)
221	Reggie Wayne vs. Denver 1/9/05 (10-221, 2 TDs)
178	Raymond Berry at N.Y. Giants 12/28/58 (12-178, 1 TD)
151	Pierre Garcon vs. N.Y. Jets 1/24/10 (11-151, 1 TD)
148	Willie Richardson vs. Minnesota 12/22/68 (6-148)
144	Brandon Stokley vs. Denver 1/4/04 (4-144)
Opp: 175	Bob Schnelker vs. N.Y. Giants 12/27/59 (9-175, 1 TD)
150	Dwayne Bowe vs. Kansas City 1/4/14 (8-150, 1 TD)
145	Anquan Boldin at Baltimore 1/6/13 (5-145, 1 TD)
133	George Sauer vs. N.Y. Jets 1/12/69* (8-133)
	Ronnie Harmon at San Diego 12/31/95 (10-133)
130	Gary Collins at Cleveland 12/27/64 (5-130, 3 TD)
125	Paul Warfield at Miami 1/2/72 (2-125, 1 TD)
113	Cliff Branch vs. Oakland 12/24/77 (6-113)

**HIGHEST AVERAGE****(Min. 10 Rec., 2 Rec/Game)****CAREER:**

21.1	Eddie Hinton, 1969-72
18.9	Lenny Moore, 1956-67
18.9	Willie Richardson, 1963-69, 71

**GAME:**

Colts: 42.0	Lenny Moore vs. N.Y. Giants 12/27/59 (3-126, 1 TD)
40.0	Ray Perkins vs. Oakland 1/3/71 (2-80, 1 TD)
	John Mackey vs. Dallas 1/17/71* (2-80, 1 TD)
Opp: 62.5	Paul Warfield at Miami 1/2/72 (2-125, 1 TD)
51.5	Frank Lewis vs. Pittsburgh 12/19/76 (2-103, 1 TD)
50.0	Braylon Edwards vs. N.Y. Jets 1/24/10 (2-100, 1 TD)

**MOST TOUCHDOWN RECEPTIONS****CAREER:**

9	Reggie Wayne, 2001-14
4	Dallas Clark, 2003-11
3	Brandon Stokley, 2003-06
	Pierre Garcon, 2008-11
2	Austin Collie, 2009-12
	Marvin Harrison, 1996-08
	John Mackey, 1963-71
	Floyd Turner, 1994-95
	T.Y. Hilton, 2012-14
	LaVon Brazill, 2012-13

**MOST TOUCHDOWN RECEPTIONS****GAME:**

Colts: 2	Marvin Harrison vs. Denver 1/4/04
	Brandon Stokley vs. Denver 1/4/04
2	Reggie Wayne vs. Denver 1/9/05
	T.Y. Hilton vs. Kansas City 1/4/14
	LaVon Brazill at New England 1/11/14
Opp: 3	Gary Collins at Cleveland 12/27/64
	Dave Casper vs. Oakland 12/24/77
2	Lynn Swann vs. Pittsburgh 12/19/76

**LONGEST RECEPTION**

Colts: 87t	Brandon Stokley from Peyton Manning vs. Denver 1/4/04
75t	John Mackey from John Unitas vs. Dallas 1/17/71*
72t	Reggie Wayne from Peyton Manning at San Diego 1/3/09
68t	Ray Perkins from John Unitas vs. Oakland 1/3/71
64t	T.Y. Hilton from Andrew Luck vs. Kansas City 1/4/14
60	Lenny Moore from John Unitas at N.Y. Giants 12/28/58
Opp: 80t	Braylon Edwards from Mark Sanchez vs. N.Y. Jets 1/24/10
79t	Donnie Avery from Alex Smith vs. Kansas City 1/4/14
76t	Frank Lewis from Terry Bradshaw vs. Pittsburgh 12/19/76
75t	Paul Warfield from Bob Griese at Miami 1/2/72
62t	Kyle Rote from Charlie Conerly at N.Y. Giants 12/28/58
58t	Richie Anderson from Chad Pennington at N.Y. Jets 1/4/03
56t	Darren Sproles from Philip Rivers vs. San Diego 1/13/08

**YARDS FROM SCRIMMAGE****MOST ATTEMPTS****CAREER:**

204	Joseph Addai, 2006-11
185	Edgerrin James, 1999-05
109	Dominic Rhodes, 2001-06, 08, 10

**MOST ATTEMPTS GAME:**

Colts: 32	Joseph Addai vs. Kansas City 1/6/07 (25 rush/7 rec.)
31	Daniel Herron at Denver 1/11/15 (23 rush/8 rec.)
30	Lydell Mitchell at Pittsburgh 12/27/75 (26 rush/4 rec.)
29	Joseph Addai vs. Chicago 2/4/07* (19 rush/10 rec.)
Opp: 43	Lamar Smith at Miami 12/30/00 (40 rush/3 rec.)
34	Matt Snell vs. N.Y. Jets 1/12/69* (30 rush/4 rec.)
30	Jim Brown at Cleveland 12/27/64 (27 rush/3 rec.)
30	LeGarrette Blount at New England 1/18/15 (30 rush)

**MOST YARDS****CAREER:**

1254	Reggie Wayne, 2001-14
919	Joseph Addai, 2006-11
883	Marvin Harrison, 1996-08

**GAME:**

Colts: 224	T.Y. Hilton vs. Kansas City 1/4/14 (224 rec.)
221	Reggie Wayne vs. Denver 1/9/05 (221 rec.)
178	Raymond Berry at N.Y. Giants 12/28/58 (178 rec.)
157	Zack Crockett at San Diego 12/31/95 (147 rush/10 rec.)
Opp: 227	Lamar Smith at Miami 12/30/00 (209 rush/18 rec.)
208	Priest Holmes at Kansas City 1/11/04 (176 rush/32 rec.)
176	Eddie George vs. Tennessee 1/16/00 (162 rush/14 rec.)
175	Bob Schnelker vs. N.Y. Giants 12/27/59 (175 rec.)

**PUNTING****MOST PUNTS****CAREER:**

60	David Lee, 1966-78
52	Hunter Smith, 1999-08
39	Pat McAfee, 2009-14

**GAME:**

Colts: 12	David Lee vs. Oakland 12/24/77
9	David Lee at Pittsburgh 12/27/75
8	Tom Gilberg at Green Bay 12/26/65
	Chris Gardocki at Pittsburgh 12/29/96

**MOST PUNTS GAME:** cont...

Opp:	9	Ron Widby vs. Dallas 1/17/71*
	8	Dave Lewis vs. Cincinnati 12/26/70
		Ray Guy vs. Oakland 12/24/77
	8	Kevin Huber vs. Cincinnati 1/4/15

**MOST PUNT YARDS****CAREER:**

2397	David Lee, 1966-78
2288	Hunter Smith, 1999-08
1830	Pat McAfee, 2009-14

**GAME:**

Colts:	438	David Lee vs. Oakland 12/24/77
	361	David Lee at Pittsburgh 12/27/75
	340	Hunter Smith vs. Tennessee 1/16/00
Opp:	380	Kevin Huber vs. Cincinnati 1/4/15
	377	Ron Widby vs. Dallas 1/17/71*
	374	Ray Guy vs. Oakland 12/24/77
	316	Mike Scifres at San Diego 1/3/09

**HIGHEST PUNTING AVERAGE****(Min. 2/Career, 3 Att/Game)****CAREER:**

46.9	Pat McAfee, 2009-14
44.0	Hunter Smith, 1999-08
41.1	Chris Gardocki, 1995-97

**GAME:**

Colts:	52.8	Hunter Smith vs. New England 1/21/07 (4-211)
	51.8	Pat McAfee at New England 1/11/14 (5-259)
	51.5	Pat McAfee vs. Cincinnati 1/4/15 (4-206)
	50.8	Raymond Brown at N.Y. Giants 12/28/58 (4-203)
	50.0	Chris Gardocki at Pittsburgh 1/14/96 (4-200)
Opp:	59.0	Mike Scifres vs. San Diego 1/13/08 (3-177)
	52.7	Mike Scifres at San Diego 1/3/09 (6-316)
	52.3	Dustin Colquitt vs. Kansas City 1/6/07 (6-314)

**MOST TOUCHBACKS****CAREER:**

7	David Lee, 1966-78
6	Hunter Smith, 1999-08

**MOST TOUCHBACKS GAME:**

Colts:	2	David Lee at Pittsburgh 12/27/75
	2	Pat McAfee vs. Cincinnati 1/4/15
Opp:	4	Sean Weatherford vs. N.Y. Jets 1/8/11
	3	Ray Guy vs. Oakland 12/24/77

**MOST PUNTS BLOCKED****CAREER:**

1	David Lee, 1966-78
---	--------------------

**GAME:**

Colts:	1	David Lee vs. Oakland 12/24/77
Opp:		None

**LONGEST PUNT****GAME:**

Colts:	68	Pat McAfee vs. Cincinnati 1/4/15
	63	Hunter Smith at San Diego 1/3/09
	60	Hunter Smith at San Diego 1/3/09
	58	Rohn Stark at Cleveland 1/9/88
		Hunter Smith vs. New England 1/21/07
		Pat McAfee at New England 1/11/14
		Pat McAfee at New England 1/18/15
Opp:	67	Mike Scifres at San Diego 1/3/09
	66	Dustin Colquitt vs. Kansas City 1/6/07
		Mike Scifres vs. San Diego 1/13/08

**PUNT RETURNS****MOST RETURNS****CAREER:**

15	Terrence Wilkins, 1999-01, 03, 06
13	Ron Gardin, 1970-71
12	Rick Volk, 1967-75

**GAME:**

Colts:	7	Ron Gardin vs. Cincinnati 12/26/70
	5	Rick Volk at Miami 1/2/72
		Jahine Arnold at Pittsburgh 12/29/96
		Josh Cribbs vs. Cincinnati (1/4/15)
	4	(7 times) Last: T.J. Rushing vs. Baltimore 1/16/10

**MOST RETURNS GAME:** cont...

Opp:	5	Neil Colzie vs. Oakland 12/24/77
		Jahine Arnold at Pittsburgh 12/29/96
		Antwaan Randle El vs. Pittsburgh 1/15/06
	4	Tamarick Vanover at Kansas City 1/7/96
		Jacoby Jones at Baltimore 1/6/13

**MOST YARDS****CAREER:**

167	Terrence Wilkins, 1999-01, 03, 06
79	T.J. Rushing, 2006-09
71	Ray Buchanan, 1993-96

**GAME:**

Colts:	52	Ray Buchanan at San Diego 12/31/95
	46	T.J. Rushing vs. San Diego 1/13/08
	42	Terrence Wilkins vs. Chicago 2/4/07*
Opp:	77	Jahine Arnold at Pittsburgh 12/29/96
	72	Darren Sproles at San Diego 1/3/09
	71	Leroy Kelly at Cleveland 12/26/71
		Julian Edelman at New England 1/18/15

**HIGHEST AVERAGE****(Min. 4 Returns, 2/Game)****CAREER:**

11.8	Ray Buchanan, 1993-96
11.1	Terrence Wilkins, 1999-01, 03, 06
10.3	Howard Stevens, 1975-77

**GAME:**

Colts:	26.0	Ray Buchanan at San Diego 12/31/95 (2-52)
	15.3	T.J. Rushing vs. San Diego 1/13/08 (3-46)
	14.0	Terrence Wilkins vs. Chicago 2/4/07* (3-42)
Opp:	24.0	Darren Sproles at San Diego 1/3/09 (3-72)
	23.7	Leroy Kelly at Cleveland 12/26/71 (3-71)
		Julian Edelman at New England 1/18/15 (3-71)
	17.7	Andre Hastings at Pittsburgh 1/14/96 (3-53)

## LONGEST RETURN

### GAME:

Colts: 46 Ray Buchanan at San Diego  
12/31/95  
24 Terrence Wilkins vs.  
Tennessee 1/16/00  
22 T.J. Rushing vs. San Diego  
1/13/08

Opp: 48 Leroy Kelly at Cleveland  
12/26/71

45 Julian Edelman at New England  
1/18/15  
34 Jacoby Jones at Baltimore  
1/6/13  
33 Andre Hastings at Pittsburgh  
1/14/96

## KICKOFF RETURNS

### MOST RETURNS

#### CAREER:

20 Terrence Wilkins, 1999-  
00, 03, 06  
19 Dominic Rhodes, 2001-  
06, 08, 10  
12 Chad Simpson, 2008-09

#### GAME:

Colts: 6 Albert Bentley at Cleveland  
1/9/88  
5 (6 times) Last: Chad Simpson  
vs. New Orleans 2/7/10\*  
Opp: 7 Dante Hall at Kansas City  
1/11/04  
6 (4 times) Last: Ellis Hobbs vs.  
New England 1/21/07

### MOST YARDS

#### CAREER:

417 Dominic Rhodes, 2001-  
06, 08, 10  
386 Terrence Wilkins, 1999-  
01, 03, 06  
258 Chad Simpson, 2008-09

#### GAME:

Colts: 134 Marshall Johnson vs.  
Oakland 12/24/77  
129 T.J. Rushing vs. San Diego  
1/13/08  
121 Dominic Rhodes at  
New England 1/18/04  
114 Albert Bentley at Cleveland  
1/9/88  
111 Chad Simpson vs. New Orleans  
2/7/10\*

### MOST YARDS GAME cont...

Opp: 220 Ellis Hobbs vs. New England  
1/21/07  
208 Dante Hall at Kansas City  
1/11/04  
169 Carl Garrett vs. Oakland  
12/24/77

### HIGHEST AVERAGE

#### (Min. 3/Career, 2/Game)

#### CAREER:

44.7 Marshall Johnson, 1975-80  
30.0 LaVon Brazill, 2012-13  
29.0 Josh Cribbs, 2014  
27.8 Preston Pearson, 1967-68  
27.7 Charlie Pittman, 1971

#### GAME:

Colts: 44.7 Marshall Johnson vs. Oakland  
12/24/77 (3-136, 1 TD)  
33.5 Josh Cribbs vs. Cincinnati  
(2-67)  
30.0 LaVon Brazill vs. Kansas City  
1/4/14 (3-90)  
29.5 Preston Pearson vs.  
N.Y. Jets  
1/12/69\* (2-59)  
29.0 Charlie Pittman at Miami  
1/2/72 (2-58)  
27.7 Chad Simpson vs. N.Y. Jets  
1/24/10 (3-83)  
Opp: 36.7 Ellis Hobbs vs. New England  
1/21/07 (6-220)  
33.8 Carl Garrett vs. Oakland  
12/24/77 (5-169)  
30.0 Phil King vs. N.Y. Giants  
12/27/59 (2-60)  
30.0 Jacoby Jones at Baltimore  
1/6/13 (2-60)

### LONGEST RETURN

#### GAME:

Colts: 87t Marshall Johnson vs. Oakland  
12/24/77  
38 Charlie Pittman at Miami  
1/2/72  
Albert Bentley at Cleveland  
1/9/88  
Josh Cribbs vs. Cincinnati 1/4/15  
Opp: 92t Dante Hall at Kansas City  
1/11/04  
Devin Hester vs. Chicago 2/4/07\*  
80 Ellis Hobbs vs. New England  
1/21/07

## SACKS

### MOST SACKS

#### CAREER:

9.0 Dwight Freeney, 2002-12  
6.5 Robert Mathis, 2003-14  
3.0 Larry Tripplett, 2002-05

### GAME:

2.0 Dwight Freeney vs. Kansas City  
1/6/07  
2.0 Dwight Freeney at San Diego  
1/3/09  
2.0 Robert Mathis at San Diego  
1/3/09

## INTERCEPTIONS

### MOST INTERCEPTIONS

#### CAREER:

5 Jerry Logan, 1963-72  
Rick Volk, 1967-75  
4 Antoine Bethea, 2006-13  
3 Mike Curtis, 1965-75  
Kelvin Hayden, 2005-10

#### GAME:

Colts: 2 Johnny Sample vs. N.Y. Giants  
12/27/59  
Rick Volk at Cleveland 12/26/71  
Lloyd Mumphord at Pittsburgh  
12/27/75  
Bruce Laird vs. Oakland  
12/24/77  
Jason Belser at San Diego  
12/31/95  
Chad Cota at Miami 12/30/00  
David Macklin vs. Denver 1/4/04  
Opp: 3 Ty Law at New England 1/18/04  
2 Randy Beverly vs. N.Y. Jets  
1/12/69\*  
Chuck Howley vs. Dallas  
1/17/71\*  
Ty Law vs. Kansas City 1/6/07  
Ed Reed at Baltimore 1/13/07  
Husain Abdullah vs. Kansas City  
1/4/14

### MOST RETURN YARDS

#### CAREER:

112 Rick Volk, 1967-75  
76 Johnny Sample, 1958-60  
72 Eugene Daniel, 1984-96

#### GAME:

Colts: 76 Johnny Sample vs. N.Y. Giants  
12/27/59  
68 Jason Belser at San Diego  
12/31/95  
67 Lloyd Mumphord at Pittsburgh  
12/27/75  
Opp: 74 Tracy Porter vs. New Orleans  
2/7/10\*  
62 Dick Anderson at Miami 1/2/71  
48 Frank Minnifield at Cleveland  
1/9/88

## HIGHEST AVERAGE (Minimum 3)

### CAREER:

- 22.4 Rick Volk, 1967-75
- 20.0 Kelvin Hayden, 2005-10
- 13.2 Jerry Logan, 1963-72

### GAME (MIN. 2):

- Colts: 38.0 Johnny Sample vs. N.Y. Giants 12/27/59
- 34.0 Jason Belser at San Diego 12/31/95
- 33.5 Lloyd Mumphord at Pittsburgh 12/27/75
- Opp: 21.5 Ty Law vs. Kansas City 1/6/07
- 11.0 Chuck Howley vs. Dallas 1/17/71\*

## LONGEST RETURN-TD RETURNS

### GAME:

- Colts: 61t Bruce Laird vs. Oakland 12/24/77
- 59t Eugene Daniel at Pittsburgh 12/29/96
- 58t Lloyd Mumphord at Pittsburgh 12/27/75
- 56t Kelvin Hayden vs. Chicago 2/4/07\*
- 42t Johnny Sample vs. N.Y. Giants 12/27/59
- Opp: 74t Tracy Porter vs. New Orleans 2/7/10\*
- 62t Dick Anderson at Miami 1/2/72
- 48t Frank Minnifield at Cleveland 1/9/88
- 39t Asante Samuel vs. New England 1/21/07
- 38t Ed Reed vs. Baltimore 1/16/10

## FUMBLES

### FUMBLE RETURNS FOR TOUCHDOWNS

- Colts: 60 Mike Curtis vs. Minnesota 12/22/68
- 25 Don Shinnick at Green Bay 12/26/65
- Opp: 93 Andy Russell at Pittsburgh 12/27/75

## COLTS TEAM PLAYOFF

### RECORDS

(\*Denotes Super Bowl)

### SCORING

#### MOST POINTS

- Colts: 49 vs. Denver 1/9/05
- 45 vs. Kansas City 1/4/14
- 41 vs. Denver 1/4/04
- 38 at Kansas City 1/11/04
- vs. New England 1/21/07
- 35 at San Diego 12/31/95

### SCORING

#### MOST POINTS

- Opp: 45 at New England 1/18/15
- 44 vs. Kansas City 1/4/14
- 43 at New England 1/11/14
- 42 at Pittsburgh 12/29/96
- 41 at N.Y. Jets 1/4/03
- 40 vs. Pittsburgh 12/19/76
- 38 at Cleveland 1/9/88
- 37 vs. Oakland 12/24/77

#### FEWEST POINTS

- Colts: 0 at Cleveland 12/27/64
- at Miami 1/2/72
- at N.Y. Jets 1/4/03
- 3 at New England 1/16/05
- Opp: 0 at Cleveland 12/29/68
- vs. Cincinnati 12/26/70
- 3 at Cleveland 12/26/71
- vs. Baltimore 1/16/10

#### MOST POINTS BOTH TEAMS

- 89 vs. Kansas City 1/4/14 (Colts 45, Chiefs 44)
- 73 vs. Denver 1/9/05 (Colts 49, Broncos 24)
- 72 vs. New England 1/21/07 (Colts 38, Patriots 34)
- 69 at Kansas City 1/11/04 (Colts 38, Chiefs 31)
- 68 vs. Oakland 12/24/77 (Raiders 37, Colts 31, 2 OT)
- 65 at New England 1/11/14 (Patriots 43, Colts 22)
- 59 at Cleveland 1/9/88 (Browns 38, Colts 21)

#### FEWEST POINTS BOTH TEAMS

- 17 vs. Cincinnati 12/26/70 (Colts 17, Bengals 0)
- at Kansas City 1/7/96 (Colts 10, Chiefs 7)
- 21 at Miami 1/2/72 (Dolphins 21, Colts 0)
- at Baltimore 1/13/07 (Colts 15, Ravens 6)
- 23 (5 times) Last: vs. Baltimore 1/16/10 (Colts 20, Ravens 3)

#### MOST TOUCHDOWNS

- Colts: 7 vs. Denver 1/9/05
- 6 vs. Kansas City 1/4/14
- 5 at San Diego 12/31/95
- vs. Denver 1/4/04
- at Kansas City 1/11/04
- Opp: 6 at New England 1/11/14
- at New England 1/18/15
- 5 vs. Pittsburgh 12/19/76
- vs. Oakland 12/24/77
- at Cleveland 1/9/88
- at Pittsburgh 12/29/96
- at N.Y. Jets 1/4/03
- vs. Kansas City 1/4/14

#### MOST TOUCHDOWNS cont...

- 4 (5 times) Last: vs. San Diego 1/13/08

#### MOST RUSHING TOUCHDOWNS

- Colts: 4 at Cleveland 12/29/68
- 3 at San Diego 12/31/95
- vs. Denver 1/9/05
- 2 (7 times) Last: vs. New England 1/21/07
- Opp: 6 at New England 1/11/14
- 5 at Pittsburgh 12/29/96
- 3 at Pittsburgh 12/27/75
- at San Diego 1/3/09
- at New England 1/18/15
- 2 (7 times) Last: vs. N.Y. Jets 1/8/11

#### MOST PASSING TOUCHDOWNS

- Colts: 5 vs. Denver 1/4/04
- 4 vs. Denver 1/9/05
- 4 vs. Kansas City 1/4/14
- 3 at Kansas City 1/11/04
- vs. San Diego 1/13/08
- vs. N.Y. Jets 1/24/10
- Opp: 4 vs. Kansas City 1/4/14
- 3 at Cleveland 12/27/64
- vs. Pittsburgh 12/19/76
- vs. Oakland 12/24/77
- at Cleveland 1/9/88
- at N.Y. Jets 1/4/03
- vs. San Diego 1/13/08
- at New England 1/18/15

#### MOST DEFENSIVE TOUCHDOWNS

- Colts: 1 vs. N.Y. Giants 12/28/58
- at Green Bay 12/26/65
- vs. Minnesota 12/22/68
- vs. Oakland 12/24/77
- at Pittsburgh 12/29/96
- vs. Chicago 2/4/07\*
- Opp: 1 vs. Miami 1/2/72
- vs. Pittsburgh 12/27/75
- at Cleveland 1/9/88
- vs. New England 1/21/07
- vs. New Orleans 2/7/10\*

#### MOST PATS/ATTEMPTS

- Colts: 7/7 vs. Denver 1/9/05
- 6/6 vs. Kansas City 1/4/14
- 5/5 at San Diego 12/31/95
- vs. Denver 1/4/04
- at Kansas City 1/11/04
- Opp: 6/6 at New England 1/18/15
- 5/5 at Cleveland 1/9/88
- at N.Y. Jets 1/4/03
- vs. Kansas City 1/4/14
- at New England 1/11/14
- 4/5 vs. Pittsburgh 12/19/76
- 4/4 (7 times) Last: vs. San Diego 1/13/08



**MOST FIELD GOALS**

Colts: 5 at Baltimore 1/13/07  
 4 vs. Cincinnati 1/4/15  
 3 (9 times) Last: at Baltimore 1/6/13

Opp: 5 at New England 1/18/04  
 4 vs. Tennessee 1/16/00  
 3 vs. N.Y. Giants 12/27/59  
 vs. N.Y. Jets 1/12/69\*  
 vs. New Orleans 2/7/10\*  
 vs. Kansas City 1/4/14

**MOST FIELD GOAL ATTEMPTS**

Colts: 5 at Baltimore 1/13/07  
 4 (6 times) Last: vs. Cincinnati 1/4/15

Opp: 5 at New England 1/18/04  
 4 vs. Tennessee 1/16/00  
 3 (9 times) Last: vs. Kansas City 1/4/14

**FIRST DOWNS****MOST**

Colts: 32 vs. New England 1/21/07  
 29 vs. San Diego 1/13/08  
 28 vs. Kansas City 1/6/07  
 27 (4 times) Last: vs. N.Y. Jets 1/24/10

Opp: 30 vs. Kansas City 1/4/14  
 29 vs. Pittsburgh 12/19/76  
 28 vs. Oakland 12/24/77  
 at New England 1/18/15  
 27 at San Diego 12/31/95  
 26 at Miami 12/30/00  
 at N.Y. Jets 1/4/03  
 at San Diego 1/3/09

**FEWEST**

Colts: 8 at Pittsburgh 12/29/96  
 9 at Green Bay 12/26/65  
 10 at Pittsburgh 12/19/76  
 at N.Y. Jets 1/4/03  
 11 at Cleveland 12/27/64

Opp: 7 vs. Cincinnati 12/26/70  
 vs. Kansas City 1/6/07  
 10 at N.Y. Giants 12/28/58  
 vs. Dallas 1/17/71\*  
 11 at Cleveland 12/26/71  
 vs. Chicago 2/4/07\*

**MOST BOTH TEAMS**

58 vs. Kansas City 1/4/14 (Colts 28, Chiefs 30)  
 51 at Kansas City 1/11/04 (Colts 27, Chiefs 24)  
 50 vs. Oakland 12/24/77 (Raiders 28, Colts 22)  
 49 vs. New England 1/21/07 (Colts 32, Patriots 17)  
 vs. San Diego 1/13/08 (Colts 29, Chargers 20)  
 48 at Cleveland 1/9/88 (Browns 25, Colts 23)

**FEWEST BOTH TEAMS**

23 vs. Cincinnati 12/26/70 (Colts 16, Bengals 7)  
 24 vs. Dallas 1/17/71\* (Colts 14, Cowboys 10)  
 26 at Pittsburgh 12/27/75 (Steelers 16, Colts 10)  
 27 at Cleveland 12/26/71 (Colts 16, Browns 11)  
 28 at Baltimore 1/13/07 (Colts 15, Ravens 13)

**MOST RUSHING**

Colts: 13 at Cleveland 12/29/68  
 vs. Kansas City 1/6/07  
 12 vs. Cincinnati 12/26/70  
 vs. Chicago 2/4/07\*  
 10 vs. Oakland 12/24/77  
 at San Diego 12/31/95  
 at Kansas City 1/11/04

Opp: 16 at Pittsburgh 12/29/96  
 at Miami 12/30/00  
 14 at New England 1/18/15  
 13 at Pittsburgh 12/27/75  
 at N.Y. Jets 1/4/03  
 at New England 1/11/14  
 12 vs. Pittsburgh 12/19/76

**FEWEST RUSHING**

Colts: 0 at Pittsburgh 12/29/96  
 at New England 1/16/05  
 2 vs. Minnesota 12/22/68  
 at N.Y. Jets 1/4/03  
 3 vs. N.Y. Giants 12/27/59  
 vs. Tennessee 1/16/00  
 vs. Baltimore 1/16/10  
 at New England 1/11/14

Opp: 2 at Cleveland 12/29/68  
 vs. Cincinnati 12/26/70  
 vs. Kansas City 1/6/07  
 vs. Baltimore 1/16/10  
 3 at N.Y. Giants 12/28/58  
 vs. Chicago 2/4/07\*  
 vs. New Orleans 2/7/10\*

**MOST PASSING**

Colts: 23 vs. Kansas City 1/4/14  
 21 vs. San Diego 1/13/08  
 20 vs. New England 1/21/07  
 19 vs. N.Y. Jets 1/24/10  
 18 vs. Denver 1/9/05  
 17 at N.Y. Giants 12/28/58  
 vs. Denver 1/4/04  
 at Kansas City 1/11/04  
 at New England 1/16/05

Opp: 20 at San Diego 12/31/95  
 17 vs. Minnesota 12/22/68  
 vs. Oakland 12/24/77  
 16 vs. New Orleans 2/7/10\*  
 vs. Kansas City 1/4/14  
 15 vs. Pittsburgh 12/19/76  
 at New England 1/18/04

**FEWEST PASSING**

Colts: 2 at Green Bay 12/26/65  
 4 at Cleveland 12/27/64  
 vs. Cincinnati 12/26/70  
 at Pittsburgh 12/27/75  
 6 vs. Dallas 1/17/71\*  
 Opp: 3 at Pittsburgh 12/27/75  
 4 at Miami 1/2/72  
 5 (5 times) Last: vs. Kansas City 1/6/07

**MOST BY PENALTY**

Colts: 4 vs. Dallas 1/17/71\*  
 vs. Pittsburgh 12/19/76  
 vs. Oakland 12/24/77  
 vs. San Diego 1/13/08  
 at New England 1/18/15  
 3 (6 times) Last: at Baltimore 1/6/13

Opp: 3 at Cleveland 12/27/64  
 at Green Bay 12/26/65  
 vs. Oakland 12/24/77  
 at Pittsburgh 1/14/96  
 vs. Pittsburgh 1/15/06  
 at San Diego 1/3/09  
 at Denver 1/11/15  
 2 (6 times) Last: vs. San Diego 1/13/08

**NET YARDS****MOST NET YARDS**

Colts: 536 vs. Kansas City 1/4/14  
 530 vs. Denver 1/9/05  
 482 vs. Cincinnati 1/4/15  
 479 vs. Denver 1/4/04  
 461 vs. N.Y. Jets 1/24/10  
 455 vs. New England 1/21/07  
 452 at N.Y. Giants 12/28/58

Opp: 526 vs. Pittsburgh 12/19/76  
 513 vs. Kansas City 1/4/14  
 491 vs. Oakland 12/24/77  
 439 at Baltimore 1/6/13  
 434 at Miami 12/30/00  
 429 at San Diego 12/31/95  
 419 at New England 1/11/14  
 411 vs. San Diego 1/13/08

**FEWEST NET YARDS**

Colts: 146 at Pittsburgh 12/29/96  
 154 at Pittsburgh 12/27/75  
 170 vs. Pittsburgh 12/19/76  
 175 at Green Bay 12/26/65  
 176 at N.Y. Jets 1/4/03

Opp: 126 vs. Kansas City 1/6/07  
 139 vs. Cincinnati 12/26/70  
 165 at Cleveland 12/26/71

## MOST YARDS

Colts: 191 vs. Chicago 2/4/07\*  
188 vs. Kansas City 1/6/07  
187 vs. Oakland 12/24/77  
184 at Cleveland 12/29/68  
178 at San Diego 12/31/95  
Opp: 258 at Miami 12/30/00  
234 at New England 1/11/14  
231 at Pittsburgh 12/29/96  
225 vs. Pittsburgh 12/19/76  
211 at Pittsburgh 12/27/75  
210 at New England 1/16/05

## FEWEST YARDS

Colts: 41 at Pittsburgh 12/29/96  
42 vs. Baltimore 1/16/10  
44 vs. San Diego 1/13/08  
46 at New England 1/16/05  
50 vs. Minnesota 12/22/68  
Opp: 44 vs. Kansas City 1/6/07  
51 vs. New Orleans 2/7/10\*  
56 at Cleveland 12/29/68  
63 vs. Cincinnati 12/26/70  
69 at Cleveland 12/26/71

## MOST ATTEMPTS

Colts: 50 vs. Oakland 12/24/77  
47 at Green Bay 12/26/65  
vs. Cincinnati 12/26/70  
43 at Cleveland 12/26/71  
42 vs. Chicago 2/4/07\*  
Opp: 51 at Pittsburgh 12/29/96  
48 at Miami 12/30/00  
47 vs. Oakland 12/24/77  
46 at New England 1/11/14  
43 vs. N.Y. Jets 1/12/69\*  
at Pittsburgh 12/27/75

## FEWEST ATTEMPTS

Colts: 14 at N.Y. Jets 1/4/03  
vs. Pittsburgh 1/15/06  
15 at Pittsburgh 12/29/96  
at New England 1/16/05  
18 vs. San Diego 1/13/08  
19 vs. New Orleans 2/7/10\*  
vs. Kansas City 1/4/14  
at New England 1/18/15  
Opp: 17 vs. Kansas City 1/6/07  
18 vs. New Orleans 2/7/10\*  
19 vs. Chicago 2/4/07\*  
vs. Baltimore 1/16/10  
20 at Baltimore 1/13/07  
at Denver 1/11/15

## MOST ATTEMPTS BOTH TEAMS

97 vs. Oakland 12/24/77 (Colts 50,  
Raiders 47)  
86 at Green Bay 12/26/65 (Colts  
47, Packers 39)  
84 at Pittsburgh 12/27/75 (Steelers  
43, Colts 41)  
71 at Miami 12/30/00 (Dolphins  
48, Colts 23)

## FEWEST ATTEMPTS BOTH TEAMS

37 vs. New Orleans 2/7/10\* (Colts  
19, Saints 18)  
44 vs. Baltimore 1/16/10 (Colts 25,  
Ravens 19)  
45 vs. Denver 1/9/05 (Colts 24,  
Broncos 21)  
46 vs. Cincinnati 1/4/15 (Colts 21,  
Bengals 25)  
47 at Pittsburgh 1/14/96 (Steelers  
24, Colts 23)  
48 vs. San Diego 1/13/08 (Chargers  
30, Colts 18)  
vs. Denver 1/11/15 (Broncos 20,  
Colts 28)

## TOTAL PLAYS

### MOST PLAYS

Colts: 87 at Baltimore 1/6/13  
83 at N.Y. Giants 12/28/58  
82 vs. Oakland 12/24/77  
81 vs. Chicago 2/4/07\*  
80 vs. Kansas City 1/6/07  
vs. New England 1/21/07  
Opp: 89 vs. Oakland 12/24/77  
84 at Miami 12/30/00  
81 at Green Bay 12/26/65  
80 at San Diego 12/31/95  
vs. Kansas City 1/4/14  
76 at New England 1/18/15  
75 vs. Minnesota 12/22/68

### FEWEST PLAYS

Colts: 46 at N.Y. Jets 1/4/03  
47 at Cleveland 12/27/64  
52 at Pittsburgh 12/29/96  
at New England 1/18/15  
53 vs. Minnesota 12/22/68  
vs. Pittsburgh 12/19/76  
Opp: 45 at Miami 1/2/72  
vs. Kansas City 1/6/07  
46 vs. Cincinnati 12/26/70  
48 vs. Chicago 2/4/07\*  
51 at Baltimore 1/13/07

## MOST PLAYS BOTH TEAMS

171 vs. Oakland 12/24/77 (Raiders  
89, Colts 82)  
145 at New England 1/18/04 (Colts  
76, Patriots 69)  
145 vs. Kansas City 1/4/14 (Colts 65,  
Chiefs 80)  
143 at Baltimore 1/6/13 (Colts 87,  
Ravens 56)  
141 at Green Bay 12/26/65 (Packers  
81, Colts 60)  
139 at Miami 12/30/00 (Dolphins  
84, Colts 55)  
vs. New England 1/21/07 (Colts  
80, Patriots 59)  
at San Diego 1/3/09 (Chargers  
74, Colts 65)  
at Denver 1/11/15 (Colts 71,  
Broncos 68)

## FEWEST PLAYS BOTH TEAMS

107 at Cleveland 12/27/64 (Browns  
60, Colts 47)  
112 vs. Cincinnati 12/26/70 (Colts 66,  
Bengals 46)  
vs. Denver 1/4/04 (Broncos 58,  
Colts 54)  
113 at Miami 1/2/72 (Colts 68,  
Dolphins 45)  
115 vs. Dallas 1/17/71\* (Cowboys  
59, Colts 56)  
115 at N.Y. Jets 1/4/03 (Jets 69,  
Colts 46)

## PASSING

## MOST YARDS

Colts: 458 vs. Denver 1/9/05  
436 vs. Kansas City 1/4/14  
402 vs. San Diego 1/13/08  
394 vs. Denver 1/4/04  
377 vs. N.Y. Jets 1/24/10  
368 vs. Cincinnati 1/4/15  
349 at N.Y. Giants 12/28/58  
vs. New England 1/21/07  
Opp: 345 vs. Oakland 12/24/77  
363 vs. Kansas City 1/4/14  
312 vs. San Diego 1/13/08  
308 vs. Pittsburgh 12/19/76  
302 vs. N.Y. Jets 1/24/10  
288 vs. New Orleans 2/7/10\*

## FEWEST YARDS

Colts: 40 at Green Bay 12/26/65  
95 at Cleveland 12/27/64  
100 at Pittsburgh 12/27/75  
112 at Kansas City 1/7/96  
126 at New England 1/18/15  
137 at N.Y. Jets 1/4/03  
Opp: 93 vs. Cincinnati 12/26/70  
103 at Pittsburgh 12/27/75  
107 vs. Kansas City 1/6/07  
112 vs. Tennessee 1/16/00

## MOST YARDS BOTH TEAMS

799 vs. Kansas City 1/4/14 (Colts  
436, Chiefs 363)  
742 vs. Denver 1/9/05 (Colts 458,  
Broncos 284)  
714 vs. San Diego 1/13/08 (Colts  
402, Chargers 312)  
679 vs. N.Y. Jets 1/24/10 (Colts 377,  
Jets 302)  
621 vs. New Orleans 2/7/10\* (Colts  
333, Saints 288)  
606 at New England 1/18/15 (Colts  
209, Patriots 397)  
581 vs. New England 1/21/07 (Colts  
349, Patriots 232)

**FEWEST YARDS BOTH TEAMS**

- 203 at Pittsburgh 12/27/75 (Steelers 103, Colts 100)  
 238 vs. Cincinnati 12/26/70 (Colts 145, Bengals 93)  
 264 at Kansas City 1/7/96 (Chiefs 152, Colts 112)  
 274 at Cleveland 12/26/71 (Colts 143, Browns 131)

**MOST ATTEMPTS**

- Colts: 54 at Baltimore 1/6/13  
 48 vs. San Diego 1/13/08  
 47 at New England 1/18/04  
     vs. New England 1/21/07  
 45 vs. New Orleans 2/7/10\*  
     vs. Kansas City 1/4/14  
 44 vs. Baltimore 1/16/10  
 44 vs. Cincinnati 1/4/15  
 Opp: 47 at San Diego 12/31/95  
 46 vs. Kansas City 1/4/14  
     at Denver 1/11/15  
 44 vs. Minnesota 12/22/68  
 41 at Green Bay 12/26/65  
     at Pittsburgh 1/14/96  
 40 vs. Oakland 12/24/77

**FEWEST ATTEMPTS**

- Colts: 12 at Green Bay 12/26/65  
 17 vs. Cincinnati 12/26/70  
 20 at Cleveland 12/27/64  
 21 at Cleveland 12/26/71  
 Opp: 8 at Miami 1/2/72  
 13 at Pittsburgh 12/27/75  
 18 at N.Y. Giants 12/28/58  
     at Cleveland 12/27/64  
 21 vs. Oakland 1/3/71

**MOST ATTEMPTS BOTH TEAMS**

- 91 vs. Kansas City 1/4/14 (Colts 45, Chiefs 46)  
 89 at Denver 1/11/15 (Colts 43, Broncos 46)  
 84 at New England 1/18/04 (Colts 47, Patriots 37)  
     vs. New Orleans 2/7/10\* (Colts 45, Saints 39)  
 81 vs. New England 1/21/07 (Colts 47, Patriots 34)  
 79 vs. Baltimore 1/16/10 (Colts 44, Ravens 35)  
     vs. Cincinnati 1/4/15 (Colts 44, Bengals 35)  
 78 at San Diego 1/3/09 (Colts 42, Chargers 36)  
 77 at Baltimore 1/6/13 (Colts 54, Ravens 23)

**FEWEST ATTEMPTS BOTH TEAMS**

- 35 at Pittsburgh 12/27/75 (Colts 22, Steelers 13)  
 38 at Cleveland 12/27/64 (Colts 20, Browns 18)  
     vs. Cincinnati 12/26/70 (Bengals 21, Colts 17)  
 44 at Miami 1/2/72 (Colts 36, Dolphins 8)  
 48 (2 times) Last: at Cleveland 12/26/71 (Browns 27, Colts 21)

**MOST COMPLETIONS**

- Colts: 33 vs. San Diego 1/13/08  
 31 vs. Kansas City 1/6/07  
     vs. New Orleans 2/7/10\*  
     vs. Cincinnati 1/4/15  
 30 vs. Baltimore 1/16/10  
 29 vs. Kansas City 1/4/14  
 28 at Baltimore 1/6/13  
 27 vs. Denver 1/9/05  
     at New England 1/16/05  
     vs. New England 1/21/07  
     at Denver 1/11/15  
 Opp: 32 vs. New Orleans 2/7/10\*  
 30 vs. Kansas City 1/4/14  
 26 vs. Minnesota 12/22/68  
     at Denver 1/11/15  
 25 at Pittsburgh 1/14/96  
 24 vs. Denver 1/9/05

**FEWEST COMPLETIONS**

- Colts: 5 at Green Bay 12/26/65  
 6 vs. Cincinnati 12/26/70  
 8 at Pittsburgh 12/27/75  
 11 (4 times) Last: vs. Pittsburgh 12/19/76  
 Opp: 4 at Miami 1/2/72  
 8 vs. Cincinnati 12/26/70  
     at Pittsburgh 12/27/75  
 11 at Cleveland 12/27/64

**MOST COMPLETIONS BOTH TEAMS**

- 63 vs. New Orleans 2/7/10\* (Saints 32, Colts 31)  
 59 vs. Kansas City 1/4/14 (Colts 29, Chiefs 30)  
 53 at Denver 1/11/15 (Colts 27, Broncos 26)  
 51 vs. Denver 1/9/05 (Colts 27, Broncos 24)  
 51 at Baltimore 1/6/13 (Colts 28, Ravens 23)  
 50 vs. San Diego 1/13/08 (Colts 33, Chargers 17)  
     vs. Baltimore 1/16/10 (Colts 30, Ravens 20)  
 49 vs. Denver 1/4/04 (Colts 26, Broncos 23)  
     vs. Cincinnati 1/4/15 (Colts 31, Bengals 18)

**FEWEST COMPLETIONS BOTH TEAMS**

- 14 vs. Cincinnati 12/26/70 (Bengals 8, Colts 6)  
 16 at Pittsburgh 12/27/75 (Colts 8, Steelers 8)  
 22 vs. Dallas 1/9/66# (Cowboys 15, Colts 7)  
 23 at Cleveland 12/27/64 (Colts 12, Browns 11)  
     vs. Dallas 1/17/71\* (Cowboys 12, Colts 11)

**MOST TOUCHDOWNS**

- Colts: 5 vs. Denver 1/4/04  
 4 vs. Denver 1/9/05  
     vs. Kansas City 1/4/14  
 3 at Kansas City 1/11/04  
     vs. San Diego 1/13/08  
     vs. N.Y. Jets 1/24/10  
 Opp: 4 vs. Kansas City 1/4/14  
 3 (6 times) Last: at New England 1/18/15

**MOST TIMES SACKED**

- Colts: 6/50 vs. Oakland 12/24/77  
 5/45 vs. Pittsburgh 12/19/76  
 5/43 vs. Pittsburgh 1/15/06  
 5/28 at Pittsburgh 12/27/75  
 4/35 at N.Y. Giants 12/28/58  
     vs. Minnesota 12/22/68  
 Opp: 5/48 vs. Oakland 1/3/71  
 5/35 at Cleveland 12/26/71  
 4/34 at Cleveland 12/29/68  
 4/27 at San Diego 1/3/09  
 4/25 vs. Kansas City 1/6/07  
 3 (8 times) Last: at New England 1/16/05

**MOST YARDS LOST  
ATTEMPTING TO PASS**

- Colts: 57 vs. N.Y. Giants 12/28/58  
 50 vs. Oakland 12/24/77  
 45 vs. Pittsburgh 12/19/76  
 43 vs. Pittsburgh 1/15/06  
 Opp: 48 vs. Oakland 1/3/71  
 45 vs. N.Y. Giants 12/27/59  
 35 at Cleveland 12/26/71  
 34 at Cleveland 12/29/68

**MOST INTERCEPTIONS**

- Colts: 4 vs. N.Y. Jets 1/12/69\*  
     at New England 1/18/04  
     at New England 1/11/14  
 3 vs. Dallas 1/17/71\*  
     at Miami 1/2/72  
     vs. Kansas City 1/6/07  
     vs. Kansas City 1/4/14  
 Opp: 4 at San Diego 12/31/95  
 3 (6 times) Last: at Miami 12/30/00

## PUNTING

### **MOST**

Colts:	13	vs. Oakland 12/24/77
	9	at Pittsburgh 12/27/75
	8	at Green Bay 12/26/65
		at Pittsburgh 12/29/96
	6	(10 times) Last: vs. Baltimore 1/16/10
Opp:	9	vs. Dallas 1/17/71*
	8	vs. Cincinnati 12/26/70
		vs. Oakland 12/24/77
		vs. Cincinnati 1/4/15
	6	(8 times) Last: at Denver 1/11/15

### **FEWEST**

Colts:	0	vs. Denver 1/4/04
		at Kansas City 1/11/04
	1	at New England 1/18/04
		vs. San Diego 1/13/08
		vs. Kansas City 1/4/14
Opp:	0	at Kansas City 1/11/04
	1	vs. Pittsburgh 12/19/76
		at Cleveland 1/9/88
	2	(7 times) Last: vs. Kansas City 1/4/14

### **MOST YARDS**

Colts:	438	vs. Oakland 12/24/77
	361	at Pittsburgh 12/27/75
	340	vs. Tennessee 1/16/00
	339	at Pittsburgh 12/29/96
	330	at Green Bay 12/26/65
Opp:	380	vs. Cincinnati 1/4/15
	377	vs. Dallas 1/17/71*
	374	vs. Oakland 12/24/77
	316	at San Diego 1/3/09
	314	vs. Kansas City 1/6/07
	313	vs. Cincinnati 12/26/70

### **HIGHEST AVERAGE**

Colts:	52.8	vs. New England 1/21/07
	51.8	at New England 1/11/14
	51.5	vs. Cincinnati 1/4/15
	50.8	at N.Y. Giants 12/28/58
	50.0	at Pittsburgh 1/14/96
	49.6	at New England 1/18/15
	49.0	vs. San Diego 1/13/08
	48.6	vs. Tennessee 1/16/00
Opp:	59.0	vs. San Diego 1/13/08
	52.7	at San Diego 1/3/09
	52.3	vs. Kansas City 1/6/07
	52.0	vs. Tennessee 1/16/00
	51.4	vs. New England 1/21/07

## PENALTIES

### **MOST**

Colts:	10	at Denver 1/11/15
	9	vs. Pittsburgh 1/15/06
		at San Diego 1/3/09
		vs. Cincinnati 1/4/15
	8	vs. Oakland 12/24/77

### **MOST** cont...

	7	vs. Pittsburgh 12/19/76
		at Cleveland 1/9/88
		vs. Tennessee 1/16/00
Opp:	12	vs. Pittsburgh 12/19/76
	10	vs. Dallas 1/17/71*
		vs. San Diego 1/13/08
	9	vs. Tennessee 1/16/00
	9	at Baltimore 1/6/13

### **FEWEST**

Colts:	1	at Miami 12/30/00
		at Kansas City 1/11/04
		vs. N.Y. Jets 1/24/10
	2	vs. Oakland 1/3/71
		at Miami 1/2/72
		at N.Y. Jets 1/4/03
		vs. N.Y. Jets 1/8/11
	3	(8 times) Last: at New England 1/18/15
Opp:	1	vs. Cincinnati 12/26/70
		at Miami 1/2/72
	2	(6 times) Last: at Denver 1/11/15
	3	(9 times) Last: vs. N.Y. Jets 1/8/11

### **MOST BOTH TEAMS**

	19	vs. Pittsburgh 12/19/76 (Steelers 12, Colts 7)
	16	vs. Tennessee 1/16/00 (Titans 9, Colts 7)
	15	vs. Oakland 12/24/77 (Colts 8, Raiders 7)
		vs. San Diego 1/13/08 (Chargers 10, Colts 5)
		vs. Cincinnati 1/4/15 (Colts 9, Bengals 6)
	14	vs. Dallas 1/17/71* (Cowboys 10, Colts 4)
	14	at Baltimore 1/6/13 (Ravens 9, Colts 5)

### **FEWEST BOTH TEAMS**

	3	at Miami 1/2/72 (Colts 2, Dolphins 1)
	4	vs. Oakland 1/3/71 (Colts 2, Raiders 2)
	5	(5 times) Last: vs. N.Y. Jets 1/8/11 (Jets 3, Colts 2)

### **MOST YARDS**

Colts:	82	vs. Oakland 12/24/77
	75	at Cleveland 1/9/88
	74	at San Diego 1/3/09
	67	vs. Pittsburgh 1/15/06
		at Denver 1/11/15
	66	vs. Cincinnati 1/4/15
	63	vs. Cincinnati 12/26/70
Opp:	133	vs. Dallas 1/17/71*
	88	vs. Pittsburgh 12/19/76
	79	vs. San Diego 1/13/08
	78	vs. Tennessee 1/16/00
	70	at Baltimore 1/6/13
	65	vs. Oakland 12/24/77

### **FEWEST YARDS**

Colts:	5	at Kansas City 1/11/04
		vs. N.Y. Jets 1/24/10
	10	vs. Oakland 1/3/71
		at Miami 12/30/00
		at N.Y. Jets 1/4/03
		vs. N.Y. Jets 1/8/11
	15	at N.Y. Giants 12/28/58
		at Cleveland 12/29/68
Opp:	5	vs. Cincinnati 12/26/70
	8	vs. Pittsburgh 1/15/06
		at Denver 1/11/15
	12	at Miami 1/2/72
	13	vs. Kansas City 1/6/07
	15	at New England 1/18/04
		vs. N.Y. Jets 1/8/11
		vs. Kansas City 1/4/14

### **MOST YARDS BOTH TEAMS**

	164	vs. Dallas 1/17/71* (Cowboys 133, Colts 31)
	147	vs. Pittsburgh 12/19/76 (Steelers 88, Colts 59)
		vs. Oakland 12/24/77 (Colts 82, Raiders 65)
	138	vs. Tennessee 1/16/00 (Titans 78, Colts 60)
	133	vs. San Diego 1/13/08 (Chargers 79, Colts 54)
	114	at San Diego 1/3/09 (Colts 74, Chargers 40)

### **FEWEST YARDS BOTH TEAMS**

	25	vs. N.Y. Jets 1/8/11 (Jets 15, Colts 10)
	30	vs. Oakland 1/3/71 (Raiders 20, Colts 10)
	32	at Miami 1/2/72 (Colts 20, Dolphins 12)
	34	vs. Kansas City 1/4/14 (Colts 19, Chiefs 15)
	35	at Kansas City 1/11/04 (Chiefs 30, Colts 5)
		at New England 1/18/04 (Colts 20, Patriots 15)

## FUMBLES

### **MOST FUMBLES**

Colts:	5	vs. Dallas 1/17/71* (5/4)
	4	at Kansas City 1/7/96 (4/0)
	3	vs. Denver 1/4/04 (3/1)
		at New England 1/16/05 (3/2)
		at Baltimore 1/13/07 (3/0)
Opp:	6	at N.Y. Giants 12/28/58 (6/4)
		at Cleveland 12/26/71 (6/2)
	4	vs. Oakland 12/24/77 (4/2)
		vs. Chicago 2/4/07* (4/3)
	3	at Green Bay 12/26/65 (3/2)
		vs. Pittsburgh 12/27/75 (3/2)
		vs. Baltimore 1/16/10 (3/2)
		at New England 1/11/14

**MOST FUMBLES LOST**

Colts:	4	vs. Dallas 1/17/71* (5/4)
	2	(5 times) Last: vs. Chicago 2/4/07* (2/2)
Opp:	4	at N.Y. Giants 12/28/58 (6/4)
	3	vs. Chicago 2/4/07* (4/3)
	2	(8 times) Last: at Baltimore 1/6/13 (2/2)

**FEWEST FUMBLES**

Colts:	0	(12 times) Last: at Denver 1/11/15
	1	(16 times) Last: at New England 1/18/15
Opp:	0	(8 times) Last: vs. New Orleans 2/7/10*
	1	(20 times) Last: vs. at New England 1/18/15

**FEWEST FUMBLES LOST**

Colts:	0	(25 times) Last: at New England 1/18/15
	1	(15 times) Last: vs. Cincinnati 1/4/15
Opp:	0	(19 times) Last: at New England 1/18/15
	1	(18 times) Last: at Denver 1/11/15

**MOST FUMBLES BOTH TEAMS**

8	at N.Y. Giants 12/28/58 (Giants 6, Colts 2)
	at Cleveland 12/26/71 (Browns 6, Colts 2)
6	vs. Dallas 1/17/71* (Colts 5, Cowboys 1)
	vs. Chicago 2/4/07* (Bears 4, Colts 2)
5	(3 times) Last: at Baltimore 1/13/07

**FEWEST FUMBLES BOTH TEAMS**

0	at Miami 12/30/00
	vs. New Orleans 2/7/10*
1	(11 times) Last: at New England 1/18/15 (Colts 1)
2	(9 times) Last: vs. N.Y. Jets 1/24/10 (Colts 2)

**MOST FUMBLES LOST BOTH TEAMS**

6	at N.Y. Giants 12/28/58 (Giants 4, Colts 2)
5	vs. Dallas 1/17/71* (Colts 4, Cowboys 1)
	vs. Chicago 2/4/07* (Bears 3, Colts 2)
4	at Cleveland 12/26/71 (Colts 2, Browns 2)
3	(4 times) Last: at Baltimore 1/6/13 (Ravens 2, Colts 1)

**FEWEST FUMBLES LOST BOTH TEAMS**

0	(14 times) Last: at New England 1/18/15
1	(12 times) Last: at Denver 1/11/15 (Broncos 1)