



RAIDERS



WEEKLY INFORMATION PACKET **Oakland Raiders at San Diego Chargers**



Sunday, Dec. 22, 2013 | 1:25 p.m. | Qualcomm Stadium

OAKLAND RAIDERS WEEKLY RELEASE

For Immediate Release

Week 16



Sunday, Dec. 22, 2013

1:25 P.M. PT

Qualcomm Stadium

OAKLAND RAIDERS (4-10) vs. SAN DIEGO CHARGERS (7-7)



GAME PREVIEW

The Oakland Raiders will hit the road for the final time of the 2013 season this week as they travel down the coast to San Diego to take on the Chargers on Sunday, Dec. 22. The contest will also mark the second of three-consecutive games against AFC West foes to close out the year for Oakland. The game will also be the second and final match-up of the season against the Chargers, as the Raiders won back in Week 5, 27-17. This game marks the second-straight year that the Silver and Black have played in San Diego in December.

Last week, the Raiders fell at home to the Kansas City Chiefs. In a high-scoring affair, the Chiefs took advantage of seven Raider turnovers to jump out to an early lead and get the victory. Raiders **QB Matt McGloin** had the most passing yards, 297, of his young career, to go along with two TDs. **RB Rashad Jennings** eclipsed 100 total yards (91 rushing, 12 receiving) and added two TD runs to lead the Oakland rushing attack. **WR Andre Holmes** added his first-career TD reception and had 58 yards receiving.

The San Diego Chargers enter the contest coming off of an impressive win over the AFC-leading Broncos in Denver last Thursday night. The Charger defense held the Broncos to just 295 total yards and just 18 rushing yards. The offense was led by RB Ryan Mathews, who carried the ball 29 times and posted 127 yards and a TD. Rookie WR Keenan Allen continued his strong play, hauling in two TD receptions from QB Philip Rivers, who threw for 166 yards on 12-of-20 passing.

Following Sunday's contest, the Raiders will return home to finish out their season as they host the Denver Broncos, while San Diego will play their finale at home against the Kansas City Chiefs.

2013 SCHEDULE/RESULTS

Oakland Raiders (4-10)

REGULAR SEASON

Sun., Sept. 8	at Indianapolis Colts.....	L, 17-21
Sun., Sept. 15	JACKSONVILLE JAGUARS.....	W, 19-9
Mon., Sept. 23	at Denver Broncos	L, 21-37
Sun., Sept. 29	WASHINGTON REDSKINS.....	L, 14-24
Sun., Oct. 6	SAN DIEGO CHARGERS	W, 27-17
Sun., Oct. 13	at Kansas City Chiefs.....	L, 7-24
Sun., Oct. 20	Open Date	
Sun., Oct. 27	PITTSBURGH STEELERS.....	W, 21-18
Sun., Nov. 3	PHILADELPHIA EAGLES.....	L, 20-49
Sun., Nov. 10	at New York Giants	L, 20-24
Sun., Nov. 17	at Houston Texans	W, 28-23
Sun., Nov. 24	TENNESSEE TITANS	L, 19-23
Thu., Nov. 28	at Dallas Cowboys	L, 24-31
Sun., Dec. 8	at New York Jets	L, 27-37
Sun., Dec. 15	KANSAS CITY CHIEFS	L, 31-56
Sun., Dec. 22	at San Diego Chargers	1:25 p.m. PT
Sun., Dec. 29	DENVER BRONCOS.....	1:25 p.m. PT

THE SETTING

Date: Sunday, December 22


Kickoff: 1:25 p.m. PT

Site: Qualcomm Stadium (1967)

Capacity/surface: 70,561/Natural Grass

Regular Season: Raiders lead, 58-47-2

Postseason: Raiders lead, 1-0



RAIDERS

QUOTING ALLEN

"We're not in the blame game, we're not in the pointing fingers game. That's for everyone else to do. Our job is to come together as a group - coaches and players. We're in the solutions business, not in the creating problems business, and that's what we have to go to work to do, to find the solutions to alleviate the problems." -- **Raiders Head Coach Dennis Allen**

BROADCAST INFORMATION

TELEVISION

CBS Sports

Play-by-play: Bill Macatee

Color analyst: Steve Tasker

Producer: Victor Frank

Director: Chris Svenesen



ENGLISH RADIO

Raiders Radio Network (35 stations)

Flagship: 95.7 The Game

Play-by-play: Greg Papa

Color analyst: Tom Flores

Sideline: Lincoln Kennedy



SPANISH RADIO

Flagship: Univision Radio 105.7 Latino Mix

Play-by-play: Fernando Arias

Color analyst: Ambrosio Rico





RAIDERS VS. CHARGERS



2013 STATISTICS

Team Categories	Oakland	Rank	San Diego	Rank
Turnover Margin	-9	28	-2	17t
Points Scored (PPG)	21.1	26	24.5	14
Points Allowed (PPG)	28.1	29	22.2	10t
Total Offense (YPG)	344.3	15	396.0	6
Rushing (YPG)	134.1	6	116.5	15
Passing (YPG)	210.2	25	279.5	4
Total Defense (YPG)	358.4	18	376.2	25
vs. Rush (YPG)	103.9	9	108.8	14
vs. Pass (YPG)	254.4	24	267.4	29
Third-Down Offense	35.0	26	48.3	1
Third-Down Defense	41.1	25	39.2	19
Red-Zone Offense	59.5	5	52.0	22
Red-Zone Defense	60.4	24	61.5	27

Individual	Oakland	Rank	San Diego	Rank
Rushing.....	Jennings (679)	21	Mathews (1012)	9
Passing.....	Pryor (66.0)	34	Rivers (106.9)	5
Receptions.....	Streater (54)	46t	Gates (70)	25t
Rec. Yds.....	Streater (846)	28	Allen (931)	21
Sacks.....	Roach (5.5)	-	Two tied (4.5)	-
Interceptions.....	Porter (2)	-	Gilchrist (2)	-

NOTABLE CONNECTIONS

Pro Connections

- Raiders **Head Coach Dennis Allen** and Chargers **Head Coach Mike McCoy** worked on the same staff with the Broncos in 2011, as Allen was the defensive coordinator and McCoy was the offensive coordinator.
- Raiders **senior offensive assistant Al Saunders** was with the San Diego Chargers from 1983-88. During his time there, Saunders was the wide receivers coach (1983-84), assistant head coach (1985-86) and Head Coach (1986-88).
- Raiders **LB Kevin Burnett** played for the Chargers from 2009-10. During his time with San Diego, Burnett registered 8.5 sacks and two interceptions, while starting every game of the 2010 season.
- Chargers **special teams coordinator Kevin Spencer** spent three seasons with the Raiders coaching staff (1995-97). Spencer had three different positions with the Raiders: special teams (1995), assistant linebackers (1996) and defensive assistant (1997).
- Chargers **defensive line coach Don Johnson** was the defensive tackles coach with the Raiders from 2007-08.

College Connections

- Raiders **team ambassador Willie Brown** was the head coach at Long Beach State University in 1991 when **Chargers Head Coach Mike McCoy** played quarterback. McCoy threw for 938 yards on 87-of-165 attempts and seven TDs in 1991.
- Raiders **WR Brice Butler** attended San Diego State after transferring from USC after his junior season. Butler had 347 yards receiving, 24 receptions and 4 TDs as a senior at San Diego State.
- Raiders **LB Miles Burris** attended San Diego State from 2007-10. Burris was a two-time All-Mountain West Conference first-team selection at San Diego State and led the Aztecs in tackling as a senior, posting 78 stops, including 46 solo tackles, and 19.5 tackles for loss. Burris added eight sacks and three FRs that season.
- Chargers **WR Keenan Allen** attended the University of California from 2010-12. Allen left school after his junior season having caught a school-record 205 passes, for 2,570 yards (third in school history) and 17 TDs (seventh). Allen also posted a career-high 98 catches for 1,343 yards as a sophomore in 2011. Allen was selected in the third round of the 2013 NFL Draft.

Chargers From Northern California

- There is one Charger from Northern California: **WR Malcolm Floyd** (Sacramento).

Raiders From the Southern California

- There are eight Raiders players/coaches from Southern California: **LB Kevin Burnett** (Compton), **LB Kaelin Burnett** (Lakewood), **FB Marcel Reece** (Hesperia), **FB/RB Jamize Olawale** (Long Beach), **defensive backs coach Johnnie Lynn** (Los Angeles), **defensive line coach Terrell Williams** (Los Angeles), **T Khalif Barnes** (Spring Valley) and **TE Mychal Rivera** (Valencia).

KEY NOTES & NUMBERS

Since **QB Matt McGloin** took over as the Raiders' starter in Week 11, the Raiders have been one of the better teams in the league in terms of downfield passing. Since Week 11, McGloin has completed more passes of 25-or-more yards than any other quarterback in the league.

Passing Since Week 11

Rank	Player	25+ Plays	Yards	Round Drafted
1.	Matt McGloin (Oak.)	15	1,254	N/A
2.	Carson Palmer (Ari.)	13	1,535	1
3.	Peyton Manning (Den.)	12	1,562	1
4.	Matthew Stafford (Det.)	12	1,375	1
5.	Russell Wilson (Sea.)	12	945	3
6.	Philip Rivers (SD)	11	1,357	1

McGloin also leads the league in completions 20-or-more yards with 25. The quarterback with the next highest total is Matthew Stafford with 23.

AFC WEST STANDINGS

Teams	W	L	Home	Road	Div.	Con.	PF	PA	Streak	Last 5
Denver	11	3	7-1	4-2	4-1	7-3	535	372	L1	3-2
Kansas City	11	3	5-2	6-1	2-3	7-3	399	255	W2	2-3
San Diego	7	7	3-3	4-4	2-2	4-6	343	311	W2	3-2
Oakland	4	10	3-4	1-6	1-3	4-6	295	393	L4	1-4

WEEKLY SCHEDULE

Wednesday, Dec. 18

11:20 - 11:55 a.m. (approx.)	Practice, open to media; Videography/photography limited
1:15 p.m. (approx.)	Head Coach Dennis Allen followed by QB Matt McGloin available in media room
1:15 p.m. (approx.)	Chargers Conference Call WR Keenan Allen
1:30 - 2:15 p.m. (approx.)	Locker room open to media
1:30 p.m. (approx.)	Chargers Conference Call Head Coach Mike McCoy

Thursday, Dec. 19

11:20 - 11:55 a.m. (approx.)	Practice, open to media; Videography/photography limited
1:15 p.m. (approx.)	Head Coach Dennis Allen, offensive coordinator Greg Olson and defensive coordinator Jason Tarver available in media room
1:35 - 2:15 p.m. (approx.)	Locker room open to media

Friday, Dec. 20

10:50 - 11:25 a.m. (approx.)	Practice, open to media; Videography/photography limited
12:15 p.m. (approx.)	Head Coach Dennis Allen available in media room
12:30 - 1:15 p.m. (approx.)	Locker room open to media

Saturday, Dec. 21

No availability

Sunday, Dec. 22

1:25 p.m.	Oakland Raiders vs. San Diego Chargers
-----------	--

Monday, Dec. 23

1:00 p.m.	Head Coach Dennis Allen available in media room
2:30 - 3:15 p.m. (approx.)	Locker room open to media

Tuesday, Dec. 24

TBA


All times are Pacific and subject to change.



RAIDERS VS. CHARGERS



THE HEAD COACHES



Raiders Head Coach Dennis Allen

When Dennis Allen became the 18th head coach in Raiders history on Jan. 30, 2012, he promised to field a tough, smart, disciplined and committed football team, noting that organizations win games in the National Football League by more than talent alone.

Allen, 41, is the NFL's youngest head coach, more than six months younger than the league's previously youngest coach, Pittsburgh's Mike Tomlin.

In 2012, his first year as a head coach at any level, Allen guided an Oakland team in transition, posting a 4-12 mark. The 2012 Raiders were defined by offensive, defensive and special teams units that improved throughout the season, laying a foundation for future success.

With 17 years of combined coaching experience at the college and professional levels, Allen enters his 12th NFL season. On six occasions during his 10 years as an NFL assistant, his team earned a playoff berth: 2002, 2004, 2006, 2009, 2010 and 2011. And four of those trips came after division championships: The NFC South with Atlanta in 2004 and New Orleans in both 2006 and 2009, and the AFC West with Denver in 2011.

His résumé also includes football's ultimate prize, a Super Bowl XLIV ring he earned by helping the Saints beat season MVP Peyton Manning, who threw for more than 4,500 yards with 33 touchdowns, and the Indianapolis Colts to conclude the 2009 campaign.

The NFL's second-youngest defensive coordinator when the Broncos hired him in 2011, he coordinated a defense that helped Denver parlay an AFC West crown into a Wild Card win and a date in the Divisional round. During his only year in Denver, despite starting three rookies most of the season, the Broncos improved 12 spots over 2010 in overall defensive ranking (from 32nd to 20th) and bettered their points allowed by eight spots (from 32nd to 24th).

Prior to joining the Broncos, Allen was an assistant coach for five seasons with New Orleans, first as assistant defensive line coach (2006-07), then as defensive backs coach (2008-10). Under Allen's direction in 2010, the Saints' secondary allowed an NFL-low 13 touchdown passes while ranking fourth in the NFL in net passing yards per game (193.9).

In 2009, Allen tutored a secondary that played a key role in helping the Saints to their first Super Bowl victory. His unit accounted for an NFL-high six interception returns for touchdowns and totaled 22 picks en route to their championship.

In 2008, his first year as secondary coach, Allen helped the Saints overcome season-ending injuries to both starting cornerbacks and contributed to a defense that held five opponents under 200 yards passing.

Allen assisted in tutoring the Saints' defensive line from 2006-07, helping defensive end Will Smith become a Pro Bowler in 2006 after posting 10½ sacks and forcing three fumbles.

He originally entered the NFL coaching ranks with Atlanta in 2002, spending four seasons with the Falcons as a defensive assistant. During his stint in Atlanta, the Falcons qualified for the playoffs twice—as a wild card in 2002 and as NFC South champs in 2004—and played in the NFC Championship in 2004.

Allen kicked off his football coaching career in 1996 as a graduate assistant at his alma mater, Texas A&M, where he was a four-year letterman as a safety. He worked with Aggies defensive backs for four seasons before coaching the secondary at the University of Tulsa from 2000-01.

Coaching Background

Years	College/Pro Team	Position
1996-99	Texas A&M University	Graduate Assistant
2000-01	University of Tulsa	Secondary
2002-05	Atlanta Falcons	Defensive Assistant/ Quality Control
2006-07	New Orleans Saints	Assistant Defensive Line
2008-10	New Orleans Saints	Secondary
2011	Denver Broncos	Defensive Coordinator
2012-13	Oakland Raiders	Head Coach



Chargers Head Coach Mike McCoy

On Jan. 15, 2013, Chargers President Dean Spanos introduced former Denver Broncos offensive coordinator Mike McCoy as the 15th head coach in team history.

McCoy, 41, comes to the Chargers from Denver, where he helped the Broncos to their second-highest win total in franchise history as they went 13-3 and entered the playoffs as the No. 1 seed in the AFC. The Broncos won 11 straight games to end the regular season, the second-longest streak in team history, and became only the seventh Super Bowl-era team to win their final 11 contests.

With McCoy at the helm of the Broncos' offense, quarterback Peyton Manning threw a team-record 37 touchdown passes, while posting the second-best season of his career in yards (4,659) and completion percentage (68.6%). The Broncos ranked fourth in the NFL in total offense and their passing game featured a pair of standout receivers in Demaryius Thomas and Eric Decker, who combined to become the youngest receiving duo in NFL history to each top 1,000 yards and 10 touchdowns. Thomas led the way with 1,434 yards and 10 scores on 94 catches, while Decker scored 13 times while hauling in 85 passes for 1,064 yards. Injuries hampered Denver's running backs corps during the season but the group was resilient and combined to rush for 1,832 yards and 12 touchdowns.

McCoy came to Denver after the '08 season, becoming Denver's offensive coordinator and quarterbacks coach. In his first season with the Broncos, quarterback Kyle Orton set career highs in every major passing category and two Broncos offensive players, wide receiver Brandon Marshall and left tackle Ryan Clady, earned Pro Bowl honors. Marshall caught 101 passes that season, tied for third in the NFL, and set an NFL record with 21 catches in a game against Indianapolis, while Clady added first-team *Associated Press* All-Pro honors to his Pro Bowl selection. Running back Knowshon Moreno also shined under McCoy, earning All-Rookie honors after leading the league's rookies in rushing yards, total yards from scrimmage and total touchdowns.

McCoy played quarterback at Long Beach State and the University of Utah before signing with the Broncos as an undrafted free agent in 1995. He ended up spending his rookie season on the practice squad in Green Bay and then had stops with NFL Europe's Amsterdam Admirals, his hometown San Francisco 49ers and the Philadelphia Eagles before concluding his playing career with the Canadian Football League's Calgary Stampeders in 1999.

McCoy transitioned into coaching a year later, joining the Carolina Panthers as an offensive assistant in 2000. Four weeks into his first season with the Panthers however, he was elevated to quarterbacks coach and helped Steve Beuerlein to a 3,730-yard season that ranked seventh in the NFL. McCoy would end up spending nine seasons in Carolina, serving as wide receivers coach (2001), quarterbacks coach (2002-08) and passing game coordinator (2007-08). The Panthers totaled three playoff appearances, two division titles, two NFC Championship Game appearances and a berth in Super Bowl XXXVIII (2003) during McCoy's nine years on the staff.

McCoy is the second-youngest active head coach in the NFL and the second youngest in team history. Al Saunders was 39 years old when he became head coach in 1986.

Coaching Background

Years	College/Pro Team	Position
2000	Carolina Panthers	Offensive Assistant/QB's
2001	Carolina Panthers	Wide Receivers Coach
2002-06	Carolina Panthers	Quarterbacks Coach
2007-08	Carolina Panthers	QB's & Passing Game Coord.
2009	Denver Broncos	Offensive Coord. & QB's
2010-12	Denver Broncos	Offensive Coordinator
2013	San Diego Chargers	Head Coach



RAIDERS VS. CHARGERS



CHARGERS SNAPSHOT

Overview: Coming off a 27-20 victory in Denver against Peyton Manning and the Broncos, the San Diego Chargers now find themselves with a record of 7-7 that is good for third in the AFC West. San Diego has won three of its last four games and remains offensively anchored by four-time Pro Bowl **QB Philip Rivers**, who finds himself in the top quarter of the league in passing yards. The 2013 season marks the first year for **Mike McCoy** as head coach of the Chargers, who spent the past three seasons as the offensive coordinator of the Broncos.

Offense: Averaging 279.5 yards per game through the air, the Chargers are ranked fourth in passing offense as the 2013 campaign reaches its latter stages. Veteran **TE Antonio Gates** leads the team with 70 receptions and **RB Ryan Mathews** heads the ground attack with 236 attempts for 1,012 yards and five touchdowns.

Defense: In the second year of **John Pagano**'s tenure as defensive coordinator, the unit is currently ranked 29th in opponent passing yards, but 10th in points per game. **S Eric Weddle** leads the team with 97 tackles and **S Marcus Gilchrist** leads all Chargers defensive players with two interceptions.

ALL-TIME SERIES

Oakland Raiders vs. San Diego Chargers

Regular Season: Raiders lead series, 58-47-2

Postseason: 1-0

Raiders At Home: 30-23-1

Raiders on Road: 28-24-1



Last Five Meetings

Date	Location	Winner	Score
10/6/13	Oakland	Raiders	27-17
12/30/12	San Diego	Chargers	24-21
9/10/12	Oakland	Chargers	22-14
1/1/12	Oakland	Chargers	38-24
11/10/11	San Diego	Raiders	24-17

STANDOUTS VS. CHARGERS

DE Lamarr Houston

- Houston has played in seven career games vs. the Chargers since 2010, totaling 22 tackles (22 solo), three sacks and two fumble recoveries.
- In last year's season finale on 12/30/12, Houston posted 12 tackles (nine solo) and one sack.

WR Denarius Moore

- In three career games vs. San Diego, Moore has caught 14 passes for 313 yards and four TDs, including a five-catch, 123-yard and two-TD performance on 11/10/11 in San Diego.

S Charles Woodson

- Playing his first eight seasons with the Raiders, Woodson has played against the Chargers quite a bit. He has played in 15 games during his career, going 11-4 vs. San Diego
- Woodson's career totals include 78 tackles, three interceptions and 12 PD.

LAST MEETING

October 6, 2013 – Raiders 27, Chargers 17

O.co Coliseum, Oakland, California

	1	2	3	4	Total
Oakland Raiders	14	3	7	3	27
San Diego Chargers	0	0	3	14	17

Raiders

Passing

QB Terrelle Pryor (221 yards)

Rushing

RB Rashad Jennings (41 yards)

Receiving

WR Denarius Moore (84 yards)

Chargers

Passing

QB Philip Rivers (411 yards)

Rushing

RB Danny Woodhead (17 yards)

Receiving

WR Vincent Brown (117 yards)

WHAT TO LOOK FOR

DE Lamarr Houston

- Needs three sacks to enter the top 20 in Raiders team history.

K Sebastian Janikowski

- Has now converted on 162-consecutive PAT attempts.
- Needs just 20 points to reach 1,500 for his career.
- Needs 23 games played to pass Tim Brown and move into sole possession of first place on the Raiders' all-time games played list.

CB Mike Jenkins

- Needs one interception to reach 10 for his career.

RB Rashad Jennings

- Has already surpassed his career-high with 679 rushing yards on the year.
- Has already surpassed his career-high with 936 total yards on the year.

RB Darren McFadden

- Needs 315 rushing yards to eclipse 4,000 yards for his career.
- Needs 470 receiving yards to eclipse 1,500 yards for his career.

RB Darren McFadden (cont.)

- Needs one rushing TD to move into sole possession of ninth place on the franchise's career list, and two to tie No. 8 Charlie Smith (24, 1968-74). McFadden enters the game with 22.

WR Denarius Moore

- Needs 26 receiving yards to reach 2,000 for his career.

QB Terrelle Pryor

- Is currently first amongst all quarterbacks with 527 rushing yards. Pryor could eclipse the Raiders' single-season mark of rushing yards by a quarterback with just 3 more yards. Rich Gannon set the mark in 2000 with 529.

WR Rod Streater

- Needs 70 receiving yards to reach 1,500 for his career and 154 for 1,000 this year.

S Charles Woodson

- Needs six interceptions to tie Ed Reed for first on the interceptions list among all active players with 62.
- Needs one INT-TD to pass Rod Woodson for first on the all-time list with 12.
- Needs one defensive touchdown to pass Rod Woodson and Darren Sharper for the most defensive touchdowns in NFL history with 13.



COMMITMENT TO EXCELLENCE



The Raiders — who began play in the American Football League in 1960 — enter their 53rd year of professional football competition, including the last 43 as a member of the National Football League.

In five memorable decades — the 1960s, '70s, '80s, '90s and the 2000s — the Raiders have been dominant in professional football since Al Davis first pledged in 1963 to build the finest organization in pro sports.

During these Decades of Dominance, the Raiders have won an AFL Championship, four American Football Conference Championships, three World Championships of Professional Football, participated in five Super Bowls, played in 14 Championship Games, won or tied for 17 Division Championships, had 21 playoff seasons, finished 34 seasons at .500 or better and played in 40 postseason games.

Pro Football's Dynamic Organization placed first in the AFC West in 2000, 2001 and 2002 despite playing among the toughest schedules in the NFL in each of those seasons. With their appearance in Super Bowl XXXVII, the Raiders became the first NFL team to have had a season end in the Super Bowl in four different decades.

The Raiders are the only team to have been in Super Bowls in the '60s, the '70s, the '80s and the 2000s and have won the most games of any original AFL franchise.

The Silver and Black are the only AFC team — and one of just two NFL teams (Minnesota) — to have a season that advanced to the conference championship game in the '60s, the '70s, the '80s, the '90s and the 2000s.

The Raiders are one of only two original AFL teams to have captured three World Championships of Professional Football with Super Bowl victories. The Raiders are one of only five AFC teams to have won more than one Super Bowl since 1980.

In their five Super Bowl appearances, the Raiders have been led by four different

head coaches and started four different quarterbacks.

The Raiders are the last AFC Western Division team to go to the Super Bowl.

Since 1963, when Al Davis first took over the failing Oakland franchise that had struggled to win only nine of 42 league games in the initial three seasons of the new AFL and pledged to build the finest organization in sports, the Raiders have totally dominated professional football in terms of consistent victory. During those memorable 50 years in Oakland and Los Angeles, the Raiders have won 421 league games, tied 11 and lost only 330.


"Commitment to Excellence" has never been an idle phrase to those who have proudly represented the Raider organization during the '60s, '70s, '80s, '90s and now the new millennium as shown by their domination of pro football.

Nineteen of the great players who proudly wore the Silver and Black, as well as Owner-Leader Al Davis and legendary Head Coach John Madden, have been enshrined in the Professional Football Hall of Fame. The Raiders have also produced five Pro Coaches of the Year.

In addition, 62 Pro Bowl players have made 180 Pro Bowl appearances representing the Silver and Black. In 1970, as the Raiders began their second decade of play, the merger between the AFL and NFL became a reality on the field. In the 1970 through 2012 period of interconference play, the Raiders have compiled a remarkable 92-69-1 record against present National Football Conference rivals.

Another innovation came to professional football in 1970 — "Monday Night Football." The Raiders total domination of this prime-time television series has seen the Silver and Black build an incredible 37-26-1 record in Monday night play. In the 43 years of this series, the Raiders are 15-8-0 in "Monday Night Football" games at home.

Through the decades — the '60s, '70s, '80s, '90s and now the 2000s — the Raiders have had the greatest players, the greatest coaches, the greatest plays and participated in the greatest games in the annals of professional sports.





TEAM NOTES



STUFFING THE RUN



Through 14 games this year, Oakland's defense is holding up well against the run. After finishing 18th in the NFL a season ago in rushing yards allowed per game, the Raiders currently rank fifth in the AFC this season, allowing just 103.9 yards per game. Here is where the defense stacks up against the rest of the conference:

Rank	Team	Rushing Yds./Game	Rushing Yards	Attempts
1.	NY Jets	86.1	1,205	378
2.	Cincinnati	98.7	1,382	354
3.	Baltimore	102.4	1,434	376
4.	Cleveland	103.8	1,453	394
5.	Oakland	103.9	1,455	376
6.	Denver	105.4	1,475	374
7.	San Diego	108.8	1,523	322
8.	Kansas City	114.4	1,602	358
9.	Pittsburgh	115.6	1,619	383
10.	Miami	117.2	1,641	391

Since the Raiders returned to Oakland in 1995, the team has limited the opposition to less than two yards per carry in a game only 12 times, including *three* this year. The 1.8 yards per carry allowed vs. Jacksonville, the 1.9 allowed vs. San Diego and the 1.8 allowed vs. Pittsburgh were the third, fourth and fifth time in the last two seasons the Silver and Black have allowed an average of less than two yards per carry.

Date	Opponent	Rushing Yards	Attempts	Avg.
12/16/12	Kansas City	10	10	1.0
9/10/12	San Diego	32	20	1.6
9/15/13	Jacksonville	34	19	1.8
10/27/13	Pittsburgh	35	19	1.8
10/6/13	San Diego	36	19	1.9

With a revamped defense and under the guidance of **defensive coordinator Jason Tarver**, the Silver and Black have limited their opponents to just 3.9 yards per carry this season. That number is good for fourth in the AFC.

AFC Rank	Team	Avg.	Attempts	Rushing Yards
1.	NY Jets	3.2	378	1,205
2.	Cleveland	3.7	394	1,453
3.	Baltimore	3.8	376	1,434
4.	Oakland	3.9	376	1,455
5.	Cincinnati	3.9	354	1,382



AREAS OF IMPROVEMENT



With the 2013 season heading towards the final few weeks, here is a look at some of the areas the 2013 Oakland Raiders have improved upon from a season ago.

Offense	2012	NFL Rank	2013	NFL Rank
Rush Offense per Game	98.8	28	134.1	6
Yards per Rush	3.8	27	4.7	3
10-plus Yard Runs	29	31	37	T-20
20-plus Yard Runs	8	T-21	18	1
% of Runs for Negative Yards	12.8%	27	7.3	5
Red Zone TD Percentage	42.9%	30	59.5%	5
Red Zone Third Down %	28.1%	28	42.9%	T-9
Fourth Down %	25.0%	T-31	66.7%	5
Average Time of Possession	29:27	22	30:37	12
First Down Yards per Play	5.1	23	5.7	9
Points on Opening Possession	3	32	41	T-2

Defense	2012	NFL Rank	2013	NFL Rank
Opponent Yards/Rush	4.3	20	3.9	7
Opponent 10-plus Yard Runs	47	T-14	32	5
Opponent 20-plus Yard Runs	13	T-22	3	1
Opponent 20-plus Yard Plays	69	T-25	55	16
Sacks	25	31	34	T-17
Opponent Three-and-out %	25.1%	8	27.5%	3
Red Zone Takeaways	0	T-31	3	T-6
Points Allowed Outside RZ	154	31	88	T-15

Special Teams	2012	NFL Rank	2013	NFL Rank
Punt Return Average	5.1	32	8.5	17
Opponent KOR Average	28.9	32	22.3	11
Opponent Gross Punt Avg.	46.0	24	42.5	1
Opponent Net Punt Avg.	42.9	32	42.5	4



UNDRAFTED STARTERS



On 12/8 at NY Jets, the Raiders started seven undrafted players on offense, including all of the skill positions. The last team to start that many players on offense was the Redskins on 11/10/02. The seven undrafted players were: **WR Andre Holmes**, **G Lucas Nix**, **TE Jeron Mastrud**, **WR Rod Streater**, **QB Matt McGloin**, **FB Marcel Reece** and **FB/RB Jamize Olawale**.

The Raiders have also started two undrafted players on defense for most of the year - **LB Nick Roach** and **S Brandian Ross**. Ross now has two sacks on the year for Oakland and Roach leads the team in tackling.



RAIDERS COACHES IN THE PRESS BOX




Offense

Defense



John DeFilippo
Quarterbacks




Justin Griffith
Quality Control -
Offense




Al Saunders
Senior Offensive
Assistant



Johnnie Lynn
Defensive Backs



Eric Sanders
Quality Control -
Defense



Travis Smith
Defensive Assistant



TEAM NOTES



RUNNING HARD



Following the 130 rushing yards the Raiders totaled against the Chiefs last week, they now rank sixth in the NFL in rushing yards per game.

Rank	Team	Rushing Yds./Game	Rushing Yards	Attempts
1.	Philadelphia	152.9	2,140	430
2.	Seattle	141.0	1,974	453
3.	Washington	140.9	1,973	402
4.	Buffalo	138.2	1,935	460
5.	San Francisco	137.1	1,919	452
6.	Oakland	134.1	1,877	400
7.	Green Bay	130.4	1,825	395
8.	Carolina	129.4	1,811	436
9.	NY Jets	128.3	1,796	412
10.	Minnesota	128.0	1,792	386

In Week 14's game vs. the Jets, the Raiders had two rushes of 20 yards or more. **FB Marcel Reece** set a career long with a 63-yard TD rush, and with this run, Oakland now has the most runs of at least 20 yards in the NFL. Here is a look at the standings:

Team	20+ Yard Runs	Distance per 20-Yd. Run
Oakland	18	34.9
Philadelphia	17	33.6
San Francisco	17	28.1
Washington	16	27.1
Minnesota	13	36.6



RAIDER RUSHING



The 2013 Oakland Raiders have committed themselves to the running game. This season, the Raiders are on pace to rush for the fourth-most yards in franchise history since the team returned to Oakland in 1995. One of the seasons the 2013 team is chasing is 2000, when they reached the AFC Championship game.

Rank	Year	Rushing Yards	Yards per Game	Attempts
1.	2010	2,494	155.9	504
2.	2000	2,470	154.4	520
3.	1996	2,174	135.9	456
4.**	2013	1,877	134.1	400
5.	2011	2,110	131.9	466

** - denotes finish based on current pace



SACK ATTACK



Through just 14 games this year, the Raiders have already surpassed the number of total sacks they had all of last season (25). The 34 sacks have also been spread around at a remarkable rate, with 15 different players registering a sack. Here is a look at who has recorded a QB sack so far this year for Oakland:

Player	Sacks	Player	Sacks
LB Nick Roach	5.5	CB Tracy Porter	1.5
DE Lamarr Houston	5	DT Pat Sims	1
LB Sio Moore	3.5	DT Christo Bilukidi**	1
DT Vance Walker	3	S Tyvon Branch	1
S Usama Young	2.5	DT Daniel Muir	1
LB Kevin Burnett	2.5	S Charles Woodson	1
DE Jason Hunter	3	DT Stacy McGee	1
S Brandian Ross	2		

** - Denotes no longer with team



GREAT GAINS



Since Week 11, the offense has made some great strides moving the ball. Below is a breakdown of the offense's production in Weeks 1-10 and 11-15 and where they rank in the NFL over that time.

OFFENSIVE NFL RANKS

Offensive Category	Weeks 1-10	Weeks 11-15
Points per Game	29	14
Yards per Game	18	12
Rushing Yards per Game	5	16
Passing Yards per Game	31	14
Yards per Play	18	7
Yards per Passing Att.	23	6
Sacks per Passing Att.	32	4
Interceptions per Passing Att.	28	30
Passer Rating	28	27
20+ Yard Comp.	32	1
3rd Down %	29	T-13
Red Zone %	21	5



SCORING EARLY



The Raiders are tied for the second most points scored on their opening offensive possession this season with 41. Here is where they stack up:

Team	Points on Opening Poss.
Denver	52
Oakland	41
Tennessee	41
Dallas	40

Oakland has also continued to score big throughout the first frame, as they are tied for third in the NFL in first-quarter scoring.

Team	First Quarter Points
Denver	113
Kansas City	103
Oakland	89
Chicago	89
Dallas	84



SPECIAL TEAMS SUCCESS



Oakland's special teams unit has been one of the best in the league so far this season under new **special teams coordinator Bobby April**. When it comes to covering kickoffs, Oakland's special teams has allowed just 22.3 yards per return, good for 11th in the NFL.

Rank	Team	Avg.
9.	Buffalo	21.8
10.	Washington	22.2
11.	Oakland	22.3
12.	Cincinnati	22.3
13.	Baltimore	22.6
14.	NY Jets	22.7
15.	Cleveland	22.7



DIFFERENT PASS CATCHERS



Last Sunday, Oakland had six different pass-catchers with receptions of at least 22 yards, including **WR Rod Streater**, **CB Taiwan Jones**, **FB Marcel Reece**, **WR Denarius Moore**, **WR Andre Holmes** and **CB Chimdi Chekwa** (on a fake punt).



TEAM NOTES



WINNING WAYS



The Raiders are among the elite teams in the NFL, ranking among the top four from 1963-2013 in winning percentage. The Raiders rank fourth with a .555 percentage since **Al Davis** was named head coach and general manager in 1963, trailing only the Dallas Cowboys, Miami Dolphins and the Pittsburgh Steelers.

NFL WINNING PERCENTAGE 1963-2013

Rank	Team	W	L	T	Pct.
1.	Dallas Cowboys	454	319	3	.587
2t.	Miami Dolphins	415	315	4	.568
2t.	Pittsburgh Steelers	436	332	8	.568
4.	Oakland Raiders	425	340	11	.555



ROAD WARRIORS



The Raiders are among the top-performing road teams in NFL history. The Silver and Black rank fifth since the 1970 AFL-NFL merger with a .478 winning percentage in games away from home. Oakland is 1-6 on the road this season.

TOP ROAD RECORDS 1970-2013

Rank	Team	W	L	T	Pct.
1.	San Francisco 49ers	173	164	1	.515
2.	Miami Dolphins	173	166	1	.510
3.	Dallas Cowboys	170	169	0	.501
4.	Pittsburgh Steelers	167	171	1	.494
5.	Oakland Raiders	159	176	4	.475



GETTING TO THE QB



The Raiders sacked Colts QB Andrew Luck four times in Week 1, pressuring him from all angles. Four different players recorded a sack in the games - including two defensive backs (S Tyvon Branch and CB Tracy Porter) - marking the second most sacks that Oakland has had in a season opener since 2004. Only in 2011, when the Raiders posted five sacks, has the team recorded more sacks in a season opener. The Raiders have also not had more than four players post sacks in a season opener in that time frame. Here is a look at the top three team sack performances in the last 10 season openers.

Year	Opponent	Team Sacks	Players
2011	at Den.	5	T.Kelly, R. Seymour (2), M. Shaughnessy
2013	at Ind.	4	T. Branch, L. Houston, J. Hunter, T. Porter
2009	vs. SD	3	G. Ellis, R. Seymour (2)



FORCING TURNOVERS



In Week 11's win at Houston, the Raiders forced two turnovers - a **CB Phillip Adams** fumble recovery and a **LB Nick Roach** interception. The game marked the fifth time this season that the Silver and Black have forced two-or-more turnovers, with their record now at 3-2 in those games. Here is a look at the games:

Date	Opponent	Takeaways	INTs	FRs	Result
9/23	at Denver	2	0	2	Loss
10/6	vs. San Diego	5	3	2	Win
10/27	vs. Pittsburgh	2	2	0	Win
11/10	at NY Giants	2	1	1	Loss
11/17	at Houston	2	1	1	Win



GETTING OFF THE FIELD



Oakland's "D" is now tied for third in the NFL with the most three-and-out drives forced. Oakland has forced their opponents into 46 three-and-out possessions. The Silver and Black have forced three-and-outs on 27.5% of their opponents' possessions.

Rank	Team	Three-and-Outs
1.	Baltimore	49
2.	San Francisco	47
3t.	Oakland	46
3t.	Houston	46
3t.	Cincinnati	46



ROSTER TURNOVER



Since **General Manager Reggie McKenzie** took over the job on Jan. 10, 2012, Oakland's roster has undergone a major makeover. Of the 53 players currently on the active roster, only 13 players were on the team during the 2011 season.

Player	Year Joined Raiders
T Khalif Barnes	2009
CB Chimdi Chekwa	2011
LS Jon Condo	2007
WR Jacoby Ford	2010
DE Lamarr Houston	2010
K Sebastian Janikowski	2000
CB Taiwan Jones	2011
RB Darren McFadden	2008
WR Denarius Moore	2011
QB Terrelle Pryor	2011
FB Marcel Reece	2008
T Jared Veldheer	2010
C/G Stefen Wisniewski	2011



GLOBAL PRESENCE



On Nov. 28, the NFL announced that the Raiders would be playing the Miami Dolphins on Sept. 28, 2014 in London as part of the league's International Series. In addition to the Raiders-Dolphins game, the Jacksonville Jaguars will take on the Dallas Cowboys and the Atlanta Falcons will host the Detroit Lions next year at London's Wembley Stadium. Next season will mark the first time the NFL has played three regular season games in Europe, as the series started in 2007.



The Raiders have a number of individuals with an international background. 2013 second-round draft pick **T Menelik Watson** and third-round pick **LB Sio Moore** are the latest additions to an already global lineup.

Player	Country	High School
DE Jack Crawford	England	St. Augustine (Richland, NJ)
K Sebastian Janikowski	Poland	Seabreeze (Daytona Beach, Fla.)
CB Mike Jenkins	Germany	Southeast (Bradenton, Fla.)
LB Sio Moore	Liberia	Apex (N.C.)
T Menelik Watson	England	Burnage (Manchester, England)



INDIVIDUAL NOTES



WOODSON RETURNS HOME



One of the most beloved players to ever put on the Silver and Black signed with the Raiders on May 22, 2013, returning him home to the team that drafted him with their first-round selection in the 1998 NFL Draft. After seven years with the Green Bay Packers, Woodson brings his Hall of Fame credentials back to the Raiders, solidifying a revamped secondary.

Woodson grew to fame at the University of Michigan, where he helped the Wolverines capture the 1997 *Associated Press* National Championship. His individual performance during the 1997 season earned him the Heisman Trophy, becoming the first predominantly defensive player ever to win the illustrious award. He was also honored with the Walter Camp Player of the Year, Jim Thorpe Award, Bronko Nagurski Award and *Sporting News* Player of the Year.

The fourth-overall selection by Al Davis in the 1998 NFL Draft made an immediate impact in the league, earning the Defensive Rookie of the Year and being selected to the Pro Bowl in each of his first four seasons (1998-2001). During his first stint with the Raiders, Woodson also earned first-team All-Pro accolades on three occasions (*Associated Press* in 1999, *Sports Illustrated* in 2000 and *Sporting News* and *College & Pro Football Newsweekly* in 2001).

After signing with the Packers prior to the 2006 season, Woodson continued to collect the hardware and add to his legacy. From 2006-12 with Green Bay, he was selected to four Pro Bowls (2008-11), two more first-team All-Pro selections (2009 and 2011) and the 2009 NFL Defensive Player of the Year. In addition to earning the highest honor a defensive player can achieve in a single season, Woodson followed up the 2009 campaign by helping the Packers win the Super Bowl in 2010.

All in all, the resume Woodson brings back to Oakland is impressive: The 1997 Heisman Trophy Award and National Championship in college, eight Pro Bowl selections, three first-team All-Pro selections, the NFL's 2009 Defensive Player of the Year award, four conference championship game appearances, two Super Bowl appearances and one Super Bowl championship. Charles Woodson has returned to the Silver and Black to write the next chapter.



A LEADER IN PICKS



S Charles Woodson, who posted nine interceptions when he won the NFL's Defensive Player of the Year award in 2009, is among the NFL's active leaders with 56 interceptions. Woodson trails only Jets S Ed Reed on the list of active leaders.

Rank	Name	INTs
1.	S Ed Reed (NYJ)	62
2.	DB Charles Woodson (Oak.)	56
3.	CB Champ Bailey (Den.)	52
4.	CB Asante Samuel (Atl.)	51



SELECT COMPANY



• Only two players in football history have ever won a Heisman Trophy, Associated Press Rookie of the Year, Associated Press Player of the Year and a Super Bowl in their career. **Charles Woodson** is one of them. The other? Former Raiders RB Marcus Allen.

• Since 1995, only three players have won both the NFL's Defensive Rookie of the Year and Defensive Player of the Year awards in their career - Raiders **S Charles Woodson** (1998 & 2009), Ravens OLB Terrell Suggs (2003 & 2011) and former Bears LB Brian Urlacher (2000 & 2005).



LONG-TERM THREAT



Remarkably, **S Charles Woodson** has intercepted at least one pass in each of his first 15 NFL seasons. With a pick in 2013, Woodson has joined an elite list of players to intercept a pass in at least 16-consecutive seasons.

Player	Consec. Seasons w/INT	Years
Darrell Green	19	1983-2000
Charles Woodson*	16	1998-2013
Eugene Robinson	16	1985-2000
Willie Brown	16	1963-78

* - Still Active



TAKING IT TO THE HOUSE



The only thing better than forcing a turnover is turning it into a touchdown, and **S Charles Woodson** has done that just as well as anybody in the history of the NFL. Woodson is one interception touchdown and defensive touchdown from tying for the all-time lead in INT-TDs, and is tied for the all-time lead in defensive TDs.

Rank	Player	INT-TDs
1.	Rod Woodson	12
2t.	Charles Woodson	11
2t.	Darren Sharper	11

Rank	Player	Defensive TDs
1t.	Charles Woodson	13
1t.	Rod Woodson	13
1t.	Darren Sharper	13
4.	Aeneas Williams	12



WOODSON: QUICK HITS



• Woodson posted an interception touchdown in six-straight seasons (2006-11), becoming the first player in NFL history to do so. No other NFL player has accomplished the feat in more than four-consecutive seasons.

• In 2009, Woodson became the fourth player in NFL history (since sacks became an official statistic) to record at least nine interceptions and two sacks in a single season.

• Is the only player in NFL history to post at least seven interceptions and two sacks in back-to-back seasons.

• Became the first NFL player (since sacks became an official statistic) to record two interceptions, an interception touchdown, a sack and a fumble recovery in the same game when he posted all of those statistics on 11/26/09 at Det.



INDIVIDUAL NOTES



BRANCH ON THE STOP




team. Branch was placed on the Reserve/Injured list on Dec. 14.

S Tyvon Branch has been one the most consistent Raiders over the last four seasons. Branch enjoyed a breakout year in 2009, posting 124 tackles in his first season as a starter, leading all DBs in that category. Branch followed it up by leading Oakland in tackles for 2010 and 2011. Additionally, Branch set a career high in 2012 with 146 tackles, good for second on the

Year	Tackles	Notes
2009	124	Led all NFL defensive backs
2010	104	Led team
2011	109	Led team
2012	146	Career high



CLUTCH PORTER



touchdowns with less than 3:30 remaining in the game and his team leading by one score or less in his career, is in his first season in Oakland.

With Peyton Manning and the Indianapolis Colts trailing by a touchdown and driving late in Super Bowl XLIV, **CB Tracy Porter**, then a member of the New Orleans Saints, made one of the clutch plays in NFL history. Porter stepped in front of Manning pass intended for Reggie Wayne, then raced 74 yards for the championship-sealing score. Porter, who has three interception

Porter made NFL history on 11/10/13 when he recorded a pick-six against Eli Manning, making him the only player to record a pick-six against both Manning brothers, Peyton and Eli. Porter intercepted Eli in the second quarter and returned it 43 yards for the score, giving the Raiders the lead.




ROOKIE PERFORMERS



interception, picking off Philip Rivers in the end zone to stop a potential Chargers scoring drive. He was placed on IR on Nov. 20.

The Raiders' first-round selection (No. 12 overall) in the 2013 NFL Draft, **CB DJ Hayden** has come a long way. After suffering a life-threatening injury to his heart last November, Hayden played a major role in Oakland's defensive makeover. On the season, Hayden has now recorded 29 tackles and two PD. In the Week 5 win vs. San Diego, Hayden hauled in his first NFL



performance on 10/27 vs. Pit. Here is a look at Moore's season so far:

GP	GS	Total	Solo	Asst.	Sacks	Yds.	FF
13	10	49	30	19	3.5	29.5	1




BROTHER 'BACKERS



LB Kevin Burnett

Kevin and **Kaelin Burnett** became the first brothers to play in a regular season game in the history of the Raiders franchise in Week 1 at Indianapolis. The Burnett brothers are also the only active siblings in the NFL on the same team. Kevin, who is eight years older than Kaelin, joined Oakland on March 18, 2013, following two seasons with the Miami Dolphins. Kevin was originally drafted by the Dallas Cowboys in 2005 and has appeared in 134 games over his nine seasons. Kaelin originally signed with the Raiders as an undrafted free agent prior to the 2012 season. Kaelin spent the first 10 games of the 2012 season on the practice squad before being elevated to the 53-man roster for the final six games.



LB Kaelin Burnett



DB SACKS




Current Raiders **S Tyvon Branch** and DB **Charles Woodson** rank among the franchise's all-time leaders in sacks by defensive backs. Branch and Woodson each have seven and 6.5 career sacks, respectively.

Rank	Player	Sacks
1.	Mike Davis, 1978-85	11.0
2.	Stacey Toran, 1984-88	9.0
3.	Albert Lewis, 1994-98	8.0
4.	Tyvon Branch, 2008-12	7.0
5.	Charles Woodson, 1998-2005, 2013	6.5



OAKTOWN SACKS




Since he entered the league in 2010, **DE Lamarr Houston** has terrorized quarterbacks. He has 15 sacks in his career and is currently moving his way up the Raiders' all-time sack list and now has five this season. Here is a look at the Silver and Black's all-time list:

Rank	Player	Sacks
23.	Matt Shaughnessy, 2009-12	15.5
24t.	Lamarr Houston, 2010-Present	15.0
24t.	Greg Bierket, 1993-2001	15.0



MAN IN THE MIDDLE



The Raiders signed **LB Nick Roach** as an unrestricted free agent on March 13, 2013 after spending his first six seasons with the Chicago Bears. Roach has been the catalyst for a makeover on the defensive side of the ball for the Silver and Black, helping lead the team to the 10th-overall ranking in the league when it comes to stopping the run. Bringing that experience to Oakland, here is what Roach has done over the last four years, and a look at how he has already set a career high in tackles through just 12 games:

Year	Games Played	Tackles	Solo
2009	16	82	47
2010	15	11	4
2011	16	61	26
2012	16	84	37
2013	14	134	82

In Week 11's win over the Houston Texans, Roach intercepted a pass for the first time in his seven-year career. Oakland made good on Roach's takeaway, as **QB Matt McGloin** found **WR Rod Streater** on the very next play for a 16-yard touchdown.



INDIVIDUAL NOTES



CENTURY-MARK McFADDEN



RB Darren McFadden has rushed for 100 or more yards 13 times in his career and the Raiders have posted an 11-2 record in those games. The Raiders have won seven-straight games in which McFadden has eclipsed the 100-yard mark, and have not dropped such a decision since Dec. 12, 2010, at Jacksonville.

Date, Opponent	Rushing Yds.	Result
Sept. 14, 2008, at KC	164	W, 23-8
Sept. 19, 2010, vs. StL.	145	W, 16-14
Sept. 26, 2010, at Ari.	105	L, 24-23
Oct. 24, 2010, at Den.	165	W, 59-14
Oct. 31, 2010, vs. Sea.	111	W, 33-3
Dec. 12, 2010, at Jac.	123	L, 38-31
Dec. 19, 2010, vs. Den.	119	W, 39-23
Sept. 12, 2011, at Den.	150	W, 23-20
Sept. 25, 2011, vs. NYJ	170	W, 34-24
Sept. 23, 2012, vs. Pitt.	113	W, 34-31
Oct. 28, 2012, at KC	114	W, 26-16
Dec. 16, 2012, vs. KC	110	W, 15-0
Sept. 15, 2013, vs. Jac.	129	W, 19-9



DOUBLE TROUBLE



Since 2009, the RB/FB combination of RB Darren McFadden and FB Marcel Reece has been lethal out of the backfield when it comes to picking up big yards through the air. Reece, who leads the NFL during this time in average yards per reception among active RBs and FBs, averages 10.9 yards per catch and McFadden, who is 13th, averages 8.8.

Receiving Average Leaders Since 2009

Rank	Player	Avg.	Rec.	Yds.
1.	Marcel Reece (Oak.)	10.9	133	1,444
2.	Joiqee Bell (Det.)	10.4	91	944
3.	Michael Bush (Chi.)	10.0	85	848
4.	Danny Woodhead (SD)	9.7	166	1,616
5.	DeAngelo Williams (Car.)	9.7	92	893
6.	Arian Foster (Hou.)	9.1	189	1,714



STREAKING STREATER



From Weeks 11-14, WR Rod Streater put together the best four-game stretch of his career. Over those games, Streater hauled in 21 receptions for 364 yards and two TDs. Streater set a career mark on 12/8 at NYJ, posting 130 yards on seven catches and one TD.

ROD STREATER WEEKS 11-14

Date	Opponent	Rec.	Yds.	Avg.	TDs
11/17	at Hou.	6	84	14.0	1
11/24	vs. Ten.	5	93	18.6	0
11/28	at Dal.	3	57	19.0	0
12/8	at NYJ	7	130	18.6	1



THE LEAD BACK



Since 2012, FB Marcel Reece has totaled 1,279 yards (489 rushing, 790 receiving). The 2012 Pro Bowler has become a dynamic weapon in the Raiders' offense since joining the team in 2009, and his 1,279 total yards over the last two seasons are the most among primary fullbacks in the league. Here is a look at where Reece ranks:

FULLBACK TOTAL YARDS 2012-13

Rank	Player	Total Yards	Rush Yards	Rec. Yards	TDs
1.	Marcel Reece	1,209	471	738	5
2.	Mike Tolbert	951	514	437	14
3.	Chris Ogbonnaya	778	261	517	2
4.	Bruce Miller	358	31	327	0
5.	John Kuhn	317	88	229	1



JENNINGS STEPPING UP



In Week 4 vs. Washington, RB Rashad Jennings had one of the best all-around days in recent memory. In the first quarter, Jennings broke through the left side of the offensive line to block a punt that was recovered in the end zone for a touchdown. Later in the game, filling in for an injured RB Darren McFadden, Jennings produced 116 total yards of offense (45 rushing, 71 receiving). Jennings is the only person this season to amass over 100 yards of total offense and block a punt in the same game.



HOLMES BREAKS THROUGH



On Thanksgiving Day in Dallas, WR Andre Holmes had the breakthrough game he had been waiting for since he entered the league in 2011. Against the Cowboys, who Holmes played for from 2011-12, the third-year wide receiver posted 136 yards on seven receptions. Coming into the game, he only had five catches for 76 yards in his career. Holmes' 136 receiving yards

are the most of any Raiders receiver over the last two years and the fourth-best total since 2010. Here is where his day ranks on the franchise list over the last two years.

SINGLE-GAME RECEIVING LEADERS 2011-12

Date	Opp.	Player	Rec. Yards	Receptions	Avg.
11/28/13	at Dal.	Andre Holmes	136	7	19.4
12/2/12	vs. Cle.	Brandon Myers	130	14	9.3
9/23/13	at Den.	Denarius Moore	124	6	20.7

In the month of November, RB Rashad Jennings was the NFL's most productive offense player. Jennings led the league when it comes to total yards, posting 596 (448 rushing, 148 receiving). Here is a look at where he stacks up against the rest of the league and his numbers during the month, the best stretch of his five-year career:

Rank	Player	Total Yards	Rush Yards	Rec. Yards
1.	Rashad Jennings	596	448	148
2.	Le'Veon Bell	557	320	237
3.	Eddie Lacy	479	376	103
4.	Calvin Johnson	478	0	478

JENNINGS IN NOVEMBER

Date	Opponent	Total Yards	Rush Yards	Rec. Yards	TDs
11/3	vs. Philadelphia	176	102	74	1
11/10	at NY Giants	107	88	19	0
11/17	at Houston	148	150	-2	1
11/24	vs. Tennessee	122	73	49	0
11/28	at Dallas	43	35	8	2



INDIVIDUAL NOTES



DYNAMIC PRYOR



Making just his second career start, **QB Terrelle Pryor** electrified in the 2013 season opener at Indianapolis. Pryor combined for 329 total yards of offense (217 passing, 112 rushing) and led the Raiders to one of the best offensive outputs the team has had in the last 10 years. Pryor's 112 rushing yards were a franchise record for rushing yards by a quarterback in a single game. Pryor broke the previous record of 85 set by Rich Gannon on 10/8/00. His 217 passing yards were also the most by an Oakland quarterback since Carson Palmer threw for 273 on 12/6/12. Below is a look at where Pryor's day on the ground stacks up against other QB rushing totals from the last three-plus seasons.

Single-game QB Rushing Leaders (2010-13)

Rank	Player	Date	Opp.	Rush. Yds.	Total Yds.
1.	Robert Griffin III	10/14/12	vs. Was.	138	320
2.	Michael Vick	12/19/10	at NYG	130	372
3.	Tim Tebow	11/6/11	at Oak.	118	242
4.	Cam Newton	12/9/12	vs. Atl.	116	403
5.	Terrelle Pryor	9/8/13	at Ind.	112	329

Pryor is also one of just eight quarterbacks since the NFL-AFL merger in 1970 to throw for at least 200 yards and rush for at least 100 yards in the same game. Here are the eight games with their totals.

Player	Date	Opponent	Passing Yards	Rushing Yards
Michael Vick	12/19/10	at NYG	242	130
Randall Cunningham	11/4/90	vs. Phi.	240	124
Cam Newton	12/9/12	vs. Atl.	287	116
Michael Vick	10/31/04	at Den.	252	115
Terrelle Pryor	9/8/13	at Ind.	217	112
Aaron Brooks	12/10/00	at SF	203	108
Steve Young	12/23/90	vs. NO	208	102
Donovan McNabb	10/6/02	at Jac.	230	100

Pryor has shown his dynamic nature through the season's first nine weeks. Not only has Pryor thrown for 1,591 yards and five TDs, he has rushed for 527 yards, which is tops in the NFL amongst QBs. Here is where Pryor stacks up in rushing yards by a QB.

Rank	Player	Rushing Yards
1.	Terrelle Pryor (Oak.)	527
2.	Russell Wilson (Sea.)	508
3.	Cam Newton (Car.)	507
4.	Robert Griffin III (Was.)	489
5.	Colin Kaepernick (SF)	449

In addition to leading QBs in rushing, Pryor is also leading the entire NFL in yards per carry. After averaging 9.4 yards per carry in Week 9 vs. Philadelphia, Pryor is now averaging 7.1 yards per carry - over one yard per carry better than any other player. Here is a look at the leaders:

Rank	Player	Avg.	Yds.	Attempts
1.	Terrelle Pryor (Oak.)	7.1	527	74
2.	Andre Ellington (Ari.)	5.9	558	94
3.	Russell Wilson (Sea.)	5.7	508	89
4.	DeMarco Murray (Dal.)	5.5	977	178
5.	Cam Newton (Car.)	5.3	507	95



BURSTING ONTO THE SCENE



On 11/17/13 at Houston, undrafted rookie **QB Matt McGloin** burst onto the NFL scene. In his first-career start - and just second game played overall - McGloin had a record setting day, completing 18-of-32 passes for 197 yards, three TDs and a QB rating of 105.9. With his performance, McGloin became the first undrafted rookie with three or more touchdown passes in his first NFL start since 1987. Additionally, since the 1970 AFL-NFL Merger, the only other rookie quarterback to throw at least three touchdowns without throwing an interception in his first NFL start was Todd Marinovich in 1991, who also played for the Raiders. McGloin was named the Pepsi Rookie of the Week for his effort. Here is a look at those McGloin and Marinovich's performance from those two games:

Player	Game	Passing	Yards	TDs	INTs
Matt McGloin	11/17/13 at Hou.	18-of-32	197	3	0
Todd Marinovich	12/22/91 vs. KC	23-of-40	243	3	0



PRO BOWL WORTHY



As one of the team's most dynamic players, **CB Taiwan Jones** has had a large impact. Playing a key role on one of the best special teams units in the NFL, Jones plays as a gunner on the punting unit and features as the team's primary kickoff returner. Jones leads the team in special teams tackles and is constantly around the returner if he doesn't. While much of his contributions cannot be measured solely through numbers, here is a look at a few of Jones' statistics:

TAIWAN JONES KICKOFF RETURNS

Returns	Yds.	Average	Long
24	572	23.8	41

TAIWAN JONES SPECIAL TEAMS STATS

Total Tackles	Solo	Forced Fumbles
12	10	1



HOME-RUN THREAT



As a rookie in 2010, **WR Jacoby Ford** broke both the franchise's single-season and career records for kickoff-return TDs. Ford then added a fourth kickoff-return TD to match the NFL record shared by Andre Coleman, Devin Hester, Darrick Vaughn and Travis Williams for kickoff-return TDs over a player's first two NFL seasons.

Raiders All-Time Kickoff-Return TDs

Rank	Player	Years	KOR-TDs
1.	Jacoby Ford	2010-13	4
2t.	Terry Kirby	2001-02	2
2t.	Justin Miller	2008-09	2

Ford, who is tied with former Raiders WR Tim Brown for the most kickoff return TDs in the franchise's history, has a chance to become Oakland's all-time leader this season. Here are a look at Ford's kickoff return TDs.


Date	Opponent	Yards
11/7/10	vs. Kansas City	94
11/28/10	vs. Miami	101
12/26/10	vs. Indianapolis	99
10/16/11	vs. Cleveland	101



INDIVIDUAL NOTES



GOLDEN BOOT



K Sebastian Janikowski was good on 31-of-34 field-goal attempts in 2012, hitting 91.2 percent of his tries. Only 10 kickers in league history have hit at least 90.9 percent of their attempts during a season while perfect from 49 yards or less. In that group, Janikowski hit the most from long distance:

Kicker, team	Year	FG	Pct.	Under 50	50-plus
T. Zendejas, LARm.	1991	17-17	100.0	15-15	2-2
G.Anderson, Min.	1998	35-35	100.0	33-33	2-2
J.Wilkins, StLR	2000	17-17	100.0	16-16	1-1
M.Vanderjagt, Ind.	2003	37-37	100.0	36-36	1-1
G.Anderson, Min.	2000	22-23	95.7	22-22	0-1
E.Murray, Det.	1988	20-21	95.2	19-19	0-1
K.Forbath, Was.	2012	17-18	94.4	17-17	1-1
D.Bailey, Dal.	2012	29-31	93.5	25-25	3-5
S.Janikowski, Oak.	2012	31-34	91.2	25-25	6-9
D.Brien, NO	1998	20-22	90.9	18-18	4-6



LONG-TERM ANSWER



Moving up the all-time games played list for a franchise as historic as the Raiders takes longevity, and **K Sebastian Janikowski** has it. This season, Janikowski moved into second place on the all-time list, and eventually pass Tim Brown for sole possession of first place some time in 2015. Here is where Janikowski ranks on the Raiders' all-time games played list:

Rank	Player	Years	Games
1.	Tim Brown	1988-2003	240
2.	Sebastian Janikowski	2000-Present	218
3.	Gene Upshaw	1967-81	217
4.	Jim Otto	1960-74	210

RAIDERS



200 AND COUNTING



K Sebastian Janikowski has converted 80.0 percent of his career field-goal attempts, a figure that ranks 15th among NFL kickers that have played more than 200 games.

Rank	Player, Years	Games	Made	Att.	Pct.
1.	P. Dawson, 1999-2013	229	332	393	84.5
2.	M. Stover, 1991-2009	297	471	563	83.7
3.	R. Longwell, 1997-2011	240	361	434	83.2
4.	A. Vinatieri, 1996-2013	272	442	533	82.9
5.	J. Feely, 2001-2013	205	324	391	82.9
6.	J. Carney, 1988-2010	302	478	580	82.4
7.	J. Hanson, 1992-2012	327	495	601	82.4
8.	J. Kasay, 1991-2011	301	461	563	81.9
9.	O. Mare, 1997-2012	235	356	439	81.1
10.	R. Lindell, 2000-2013	210	303	374	81.0
11.	D. Akers, 1998-2013	235	383	474	80.8
12.	J. Elam, 1993-2009	263	436	540	80.7
13.	G. Anderson, 1982-2004	353	538	672	80.1
14.	N. Lowery, 1978-1996	260	383	479	80.0
15.	S.Janikowski, 2000-13	218	343	429	80.0



JANIKOWSKI'S GAME-WINNERS



K Sebastian Janikowski kicked two game-winning field goals in 2012. His 43-yard field goal as time expired against the Steelers on Sept. 23 marked his 12th career game-winning field goal, and his overtime game-winner against Jacksonville came from 40 yards out and marked the 13th of his career. Below are Janikowski's career game-winning field goals.

Date	Opp.	Dist.	Time Left	Made Score	Final
10/15/00	at KC	43	0:25	20-17	20-17
10/29/00	at SD	24	0:13	15-13	15-13
09/09/01	at KC	31	0:15	27-24	27-24
09/14/03	Cin.	39	0:09	23-20	23-20
09/28/03	SD	46	*5:01	34-31	*34-31
11/07/04	at Car.	19	0:06	27-24	27-24
11/20/05	at Was.	19	1:08	16-13	16-13
10/19/08	NYJ	57	*2:30	16-13	*16-13
11/22/09	Cin.	33	0:15	20-17	20-17
11/07/10	KC	33	*12:07	20-20	*23-20
12/24/11	at KC	36	*12:47	16-13	*16-13
09/23/12	Pit.	43	0:00	34-31	34-31
10/21/12	Jac.	40	*12:54	26-23	26-23

*Denotes overtime



HITTING FROM A DISTANCE




Known for his booming leg, **K Sebastian Janikowski** is in historic company when it comes to long-distance field goals. With eight more field goals over 50 yards, Janikowski will pass Jason Hanson's mark of 52.

Rank	Player	NFL Seasons	50+ FGs
1.	Jason Hanson	21	52
2.	Sebastian Janikowski	14	45
3.	John Kasay	20	42
4.	Morten Andersen	25	40
5.	Jason Elam	17	39



PUNTING KING



In his first season as the Raiders' punter, **P Marquette King** ranks among league leaders in both gross and punting yards. With 3,607 punting yards on the season, King is now fourth in the league in punting yards and leads the NFL in gross punting average with 48.7. Here's how the second-year player from Fort Valley State stacks up in the two categories:

NFL Gross Punting Average

Rank	Player	Avg.	Lg.	TB
1.	Marquette King (Oak.)	48.7	66	10
2.	Brandon Fields (Mia.)	48.6	66	2
3.	Andy Lee (SF)	48.4	62	7
4.	Shane Lechler (Hou.)	48.0	65	7
5.	Steve Weatherford (NYG)	47.3	68	7

NFL Punting Yards

Rank	Player	Yds.	Lg.	TB
1.	Bryan Anger (Jac.)	3,926	61	8
2.	Sam Koch (Bal.)	3,641	69	8
3.	Steve Weatherford (NYG)	3,640	68	7
4.	Marquette King (Oak.)	3,607	66	10
4.	Shance Lechler (Hou.)	3,601	65	7



RAIDERS INFORMATION



THE LAST TIME...



LAST TIME BY RAIDERS

100 Yards Rushing

FB Marcel Reece - 123 yards (Dec. 8, 2013 at NYJ)

Two 100-yard Rushers

RB Napoleon Kaufman - 122/RB Tyrone Wheatley - 111 (Dec. 19, 1999 vs. TB)

100 Yards Receiving

WR Rod Streater - 130 yards (Dec. 8, 2013 at NYJ)

Two 100-yard Receivers

WR Darrius Heyward-Bey - 130/WR Denarius Moore - 101 (Jan. 1, 2012 vs. SD)

300 Yards Passing

QB Carson Palmer - 351 yards (Dec. 2, 2012 vs. Cle.)

At Least Four Touchdowns Scored

RB Darren McFadden - 4 TDs (Oct. 24, 2010 at Den.)

At Least Five Field Goals

K Sebastian Janikowski - 5 FGs (Dec. 16, 2012 vs. KC)

Three Passes Intercepted

S Rod Woodson - 3 (Sept. 29, 2002 vs. Ten.)

Kickoff Return for Touchdown

WR Jacoby Ford - 101 yards (Oct. 16, 2011 vs. Cle.)

Punt Return for Touchdown

WR Johnnie Lee Higgins - 80 yards (Dec. 21, 2008 vs. Hou.)

Interception Return for Touchdown

CB Tracy Porter - 43 yards (Nov. 10, 2013 at NYG)

Fumble Return for Touchdown

WR Greg Jenkins - 23 yards (Nov. 28, 2013 at Dal.)

Safety

LB Rolando McClain - (Dec. 11, 2011 at GB)

Blocked Punt

RB Jeremy Stewart - (Nov. 24, 2013 vs. Ten.)

Blocked Field Goal

CB Tracy Porter - (Oct. 6, 2013 vs. SD)

LAST TIME AGAINST RAIDERS

100 Yards Rushing

RB Andre Brown - 115 yards (Nov. 10, 2013 at NYG)

Two 100-yard Rushers

RB Willis McGahee - 163/QB Tim Tebow - 118 (Nov. 6, 2011 vs. Den.)

100 Yards Receiving

RB Jamaal Charles - 195 (Dec. 15, 2013 vs. KC)

Two 100-yard Receivers

WR Justin Hunter - 109/WR Kendall Wright - 103 (Nov. 24, 2013 vs. Ten.)

300 Yards Passing

QB Ryan Fitzpatrick - 320 yards (Nov. 24, 2013 vs. Ten.)

At Least Four Touchdowns Scored

RB Jamaal Charles - 5 TDs (Dec. 15, 2013 vs. KC)

At Least Five Field Goals

K Nate Kaeding - 5 (Sept. 10, 2012 vs. SD)

Three Passes Intercepted

CB Dwayne Harper - 3 (Nov. 27, 1995 at SD)

Kickoff Return for Touchdown

WR Jacoby Jones - 105 yards (Nov. 11, 2012 at Bal.)

Punt Return for Touchdown

WR Keshawn Martin - 87 yards (Nov. 17, 2013 at Hou.)

Interception Return for Touchdown

S Eric Berry - 47 yards (Dec. 15, 2013 vs. KC)

Fumble Return for Touchdown

CB Maurice Leggett - 67 yards (Nov. 30, 2008 vs. KC)

Safety

LB Brian Cushing - (Oct. 4, 2009 at HouT)

Blocked Punt

S Antonio Allen - (Dec. 8, 2013 at NYJ)

Blocked Field Goal

DT Ndamukong Suh - (Dec. 18, 2011 vs. Det.)



RAIDERS W-L BREAKDOWN



	2013 Season.....				Dennis Allen Career.....			
	Overall	vs. AFCW	Home	Road	Overall	vs. AFCW	Home	Road
Overall	4-10	1-3	3-4	1-6	8-22	3-7	6-9	2-13
On grass	4-6	1-3	3-4	1-2	8-15	3-7	6-9	2-6
On artificial surfaces	0-4	0-0	0-0	0-4	0-7	0-0	0-0	0-7
When scoring first	4-5	1-1	3-2	1-3	7-8	3-2	5-2	2-4
When opponent scores first	0-5	0-2	0-2	0-3	1-14	0-5	1-5	0-9
In overtime	0-0	0-0	0-0	0-0	1-0	0-0	1-0	0-0
When leading after first quarter	4-2	1-0	3-1	1-1	6-4	3-0	4-2	2-2
When leading at halftime	3-5	1-1	3-2	0-3	5-8	3-1	4-3	1-5
When leading after third quarter	4-0	1-0	3-0	1-0	6-0	3-0	4-0	2-0
When trailing after first quarter	0-5	0-2	0-2	0-3	2-12	0-5	2-4	0-8
When trailing at halftime	1-5	0-2	0-2	1-3	3-13	0-6	2-6	1-8
When trailing after third quarter	0-8	0-3	0-3	0-5	2-19	0-7	2-8	0-11
When tied at halftime	0-1	0-1	0-0	0-1	2-1	1-1	1-0	1-1
On Sunday	4-8	1-2	3-4	1-4	8-18	3-4	6-7	2-11
On Monday	0-1	0-1	0-0	0-1	0-2	0-2	0-1	0-1
On Thursday	0-1	0-0	0-0	0-1	0-2	0-1	0-1	0-1
On Saturday	0-0	0-0	0-0	0-0	0-0	0-0	0-0	0-0
Day games (before 5 p.m.)	3-9	0-2	2-4	1-5	7-19	2-4	5-7	2-12
Night games (after 5 p.m.)	1-1	1-1	1-0	0-1	1-3	1-3	1-2	0-1
When OAK had 100-yard rusher	3-3	0-0	2-1	1-2	6-4	2-0	4-2	2-2
When OAK had 100-yard receiver	0-3	0-1	0-0	0-3	0-6	0-2	0-2	0-4
When OAK had 300-yard passer	0-0	0-0	0-0	0-0	0-6	0-0	0-3	0-3
When OPP had 100-yard rusher	0-1	0-0	0-0	0-1	0-6	0-2	0-2	0-4
When OPP had 100-yard receiver	2-4	1-2	1-3	1-1	3-7	1-3	2-4	1-3
When OPP had 300-yard passer	1-3	1-1	1-2	0-1	2-7	1-3	2-4	0-3



PERSONNEL AT A GLANCE - OFFENSE



PROBABLE STARTERS

WR 80 Rod Streater 6-3 200 2nd Season

Made the team as an undrafted rookie in 2012 and played in all 16 games, including two starts...Leads the team with 54 receptions and 846 receiving yards... Posted 39 catches for 584 yards and 3 TDs as a rookie.

LT 68 Jared Veldheer 6-8 321 4th Season

Veteran tackle missed the first 11 games due to a triceps injury...Made his season debut on 11/28 at Dallas...Started 42 straight games from 2010-2012... Was part of a line that allowed a franchise-low 25 sacks in 2011.

LG 69 Khalif Barnes 6-6 321 9th Season

Veteran tackle has started 25 games at RT over past two seasons...Started at left tackle in Weeks 1-12 and at LG in Weeks 13-15...Has appeared in 121 games over his nine seasons with Jacksonville and Oakland.

C 61 Stefen Wisniewski 6-3 307 3rd Season

Versatile interior lineman who started 15 games for the Silver and Black last season...Missed Weeks 5-6 due to a knee injury...Was the Raiders' second-round pick in 2011.

RG 65 Mike Brisiel 6-5 310 6th Season

Signed with Raiders before the 2012 season after playing in 50 games with 47 starts with Texans...Started at right guard for 13 of the 14 games...Started the first 15 games at RG in 2012.

RT 79 Tony Pashos 6-6 325 10th Season

Veteran tackle has played in 102 games over his career with the Ravens, Jaguars, 49ers and Browns and Raiders...Has started at right tackle in 10 contests and helped the offense gain 1,877 rushing yards...Inactive in Weeks 5 and 8-10... Was in training camp with the Redskins after being out of football in 2012.

TE 85 Jeron Mastrud 6-5 255 4th Season

Joined Oakland prior to the 2013 campaign after spending his first three seasons with the Miami Dolphins...Made a critical 41-yard reception on third-and-1 late in the fourth quarter in Week 1...Primarily a special teamer in Miami, has appeared in 50 games, totaling six career catches.

WR 17 Denarius Moore 6-0 190 3rd Season

Emerging receiver finished second on the team in 2012 with 741 receiving yards...Is second on the team with 39 receptions, 615 receiving yards and five TDs...Had six catches for 124 yards and a TD in Week 3 at Denver.

QB 14 Matt McGloin 6-1 210 Rookie

Rookie quarterback from Penn State...Made the team as an undrafted free agent following training camp...Made his first NFL start on 11/17 at Houston and became the second rookie to throw at least three TDs and no INTs in their first NFL start...Former Penn State walk-on, holds the school record for career TD passes with 46.

FB 45 Marcel Reece 6-1 255 4th Season

Was selected to his first Pro Bowl following the 2012 campaign in which he totaled 52 receptions for 496 yards and 59 carries for 271 yards...Started at RB on 12/8 at NYJ and posted 123 yards on 19 attempts, including a career-long 63-yard TD rush.

RB 20 Darren McFadden 6-1 218 6th Season

All-purpose back enters his sixth NFL season with over 3,000 yards rushing 22 TDs...Posted 129 rushing yards in Week 2...Threw for his first TD pass in Week 3 at Denver...After playing in only seven games in 2011, was named a Pro Bowl alternate...Was selected in the first-round (fourth overall) in the 2008 NFL Draft.

KEY RESERVES

WR 12 Jacoby Ford 5-9 190 4th Season

Explosive wide receiver missed all of 2012 with a foot injury...Also a dangerous kick returner, owns the franchise's single-season and career records with three KOR TDs.

C/G 64 Andre Gurode 6-4 320 12th Season

Pro Bowl OL who has played guard and center throughout his career...Started at LG in Weeks 3 and 4 for the injured Nix and at center in Week 5 and 6 for Wisniewski... Selected to five-straight Pro Bowls (2006-10), four-straight as a center (2006-09).

WR 18 Andre Holmes 6-4 210 3rd Season

Undrafted receiver who has emerged in recent weeks as a go-to guy...Registered a breakout game on Thanksgiving Day at Dallas, posting seven catches for 136 yards... Made his first NFL start on 11/24 vs. Tennessee.

RB 27 Rashad Jennings 6-1 231 5th Season

Veteran backup running back has spent the past five seasons in Jacksonville, primarily playing behind Maurice Jones-Drew...Has set career highs in rushing yards and receiving yards this year...Recorded a blocked punt and 116 yards of total offense in Week 4 vs. Washington and partially blocked another one vs. Pittsburgh.

T 73 Matt McCants 6-5 315 Rookie

First-year offensive lineman who spent the 2012 season on the New York Giants' practice squad...Made his NFL debut in Week 1 at Indianapolis and started his first game in Week 5 vs. San Diego and has now started three games at RT.

LG 76 Lucas Nix 6-5 320 2nd Season

Second-year guard who was one of two Raiders (Rod Streater) to make the team as an undrafted free agent in 2012...Made his first NFL start in Week 1 at Indianapolis... Was inactive for 15 of 16 games last year.

FB/RB 49 Jamize Olawale 6-1 240 2nd Season

Young back signed from Dallas Cowboys practice squad in December 2012... Played in three games at the end of last season, seeing time on special teams and at fullback...Made his first-career start at FB on 12/8 at NYJ.

QB 2 Terrelle Pryor 6-4 233 3rd Season

Versatile quarterback made his first career start on 12/30/12 at San Diego...Set a Raiders' single-game franchise record for rushing yards by a QB in Week 1 after finishing with 112...Was Al Davis' final draft pick, as he was taken in the third round of the 2011 Supplemental Draft.

TE 81 Mychal Rivera 6-3 245 Rookie

Rookie tight end was a Raiders' sixth-round pick in the 2013 NFL Draft from Tennessee...Recorded his first NFL TD in Week 4 and leads the tight ends with 34 catches for 341 yards with four TDs...Was named first-team All-SEC by the league's coaches as a senior.

T 71 Menelik Watson 6-5 315 Rookie

Rookie offensive lineman who was the Raiders' second-round selection in the 2013 NFL Draft...Made his NFL debut in Week 9 vs. Philadelphia and first NFL start in Week 10 at NYG...Was inactive due to knee/calf injuries in the first seven games...Started 12 games at right tackle last season for Florida State.

SPECIALISTS

LS 59 Jon Condo 6-3 245 7th Season

Reliable long snapper and a two-time Pro Bowler (2009 & 2011)...Has played in 110-straight games and played in his 100th-career game in Week 1...Was the recipient of the 2012 Commitment to Excellence Award.

K 11 Sebastian Janikowski 6-1 258 14th Season

One of the game's premier kickers is the Raiders' all-time leading scorer with 1,480 points...His 63-yard field goal on 9/12/11 tied a then-NFL record for longest field...Is the longest-tenured member of the Raiders.

P 7 Marquette King 6-0 192 2nd Season

Second year punter with a booming leg, missed all of last season due to a foot injury he suffered in preseason...Made his NFL debut in Week 1 after winning the punting battle during preseason...Currently leads the NFL with a 48.7 gross punting average.



PERSONNEL AT A GLANCE - DEFENSE



PROBABLE STARTERS

DE 99 Lamarr Houston 6-3 300 4th Season

Fourth-year defensive lineman was the Raiders' second-round selection in 2010 and has played in 62 games in four seasons...Has been one of the team's most disruptive defenders, posting five sacks and a forced fumble...Career totals include 15 sacks and five passes defended.

DT 98 Vance Walker 6-2 305 5th Season

Interior defensive lineman who joined the Raiders after four seasons with the Atlanta Falcons...Helped limit the Jaguars to just 34 rushing yards in Week 2 and the Chargers to 32 in Week 5.

NT 90 Pat Sims 6-2 310 5th Season

Veteran run stopper who joined the Raiders in 2013 after four seasons with the Cincinnati Bengals...Has logged 74 career games with 37 starts...Has totaled one interception in his career.

DE 93 Jason Hunter 6-4 270 7th Season

Versatile player who has played both linebacker and defensive end...Joins the Raiders after spending the previous three seasons with the Denver Broncos...Posted a key sack on fourth-and-1 in the second half at Indianapolis in Week 1.

WLB 94 Kevin Burnett 6-3 230 8th Season

Veteran linebacker joins the Silver and Black after stops in Miami, San Diego and Dallas...Intercepted his first pass of the year on 12/8 at NYJ...Joins his brother, Kaelin, in Oakland's linebacking corps...Has started 62-consecutive games.

MLB 53 Nick Roach 6-1 234 7th Season

Seventh-year linebacker who joins the Raiders after spending the previous six years with the Chicago Bears...Recorded his first-career INT in the Week 11 win at Houston...Leads the team with 5.5 sacks this season...Has already set a career high this season with 134 tackles.

SLB 55 Sio Moore 6-1 240 Rookie

Dynamic rookie linebacker who can rush the passer as well...Made his NFL debut in Week 1 at Indianapolis...Recorded his first-career sack in Week 6 at KC...Was named the NFL's Rookie of the Week for his five-tackle, 1.5-sack performance in Week 8...Recorded 274 tackles and six sacks over his career at Connecticut.

CB 23 Tracy Porter 5-11 188 6th Season

Experienced cornerback who was a part of the New Orleans Saints' Super Bowl XLIV winning team...Posted a pick-six in Week 10 at NYG...Blocked a field goal in the Raiders' Week 5 win over San Diego...Raiders Head Coach Dennis Allen was his position coach in New Orleans from 2008-10.

CB 21 Mike Jenkins 5-10 197 6th Season

Pro Bowl cornerback who is a former first-round pick of the Cowboys (2008)...Made his Raider debut in Week 1...Posted his first interception as a Raider in Week 8...Has intercepted nine passes over his career, including five in his Pro Bowl season of 2005.

S 24 Charles Woodson 6-1 210 16th Season

Former Raider who returns to the Silver and Black, bringing his Hall of Fame credentials with him...His 56 career interceptions rank second among active players, trailing only Ed Reed...Is tied for the all-time lead with 13 defensive TDs...Has intercepted a pass in 16-straight seasons.

S 29 Brandian Ross 6-1 191 2nd Season

Versatile defensive back, Ross played in 14 games last season for Oakland, making one start...Recorded his first career sack in Week 2 and started his second-career game in Week 3...Prior to the Raiders, Ross was with the Green Bay Packers, and originally signing as an undrafted free agent.

KEY RESERVES

CB 28 Phillip Adams 5-11 195 4th Season

Versatile cornerback who also returns punts...Broke a 30-yard punt return in the first quarter in Week 2 that led to an Oakland TD...Recorded a FR in the Week 11 win at Houston...Worked his way into Oakland's starting secondary late last season and started two games.

LB 95 Kaelin Burnett 6-4 240 2nd Season

Younger brother of fellow linebacker Kevin, spent the majority of his rookie season on the Raiders' practice squad...Partially blocked a punt in Week 10 at NYG...Was promoted to the active roster and appeared in six games in 2012, mainly on special teams.

LB 56 Miles Burris 6-2 240 2nd Season

Joined the active roster after serving on the Physically Unable to Perform list for the first 10 games...Finished the 2012 season with 138 tackles...Was the Raiders' fourth-round selection in the 2012 NFL Draft.

DE 91 Jack Crawford 6-5 281 2nd Season

Former Penn State defensive lineman, was picked in the fifth round of the 2012 Draft and played in four games his rookie season...Has been a key contributor on the defensive line, seeing action inside and outside.

CB 22 Taiwan Jones 6-0 197 3rd Season

A special teams Pro Bowl candidate, who has converted positions from running back this offseason, and enters his first year as a cornerback...Rushed for 19 yards on a fake punt in Week 4 vs. Washington...One of the Silver and Black's key special teams players, in both coverage and returns...Played RB in Week 14 at NYJ.

DT 92 Stacy McGee 6-3 310 Rookie

A big defensive lineman who joins the Raiders after his collegiate career at Oklahoma...Was Oakland's sixth-round selection in the 2013 NFL Draft...Posted his first-career sack in Week 8 vs. Pittsburgh...Started due to injuries in Weeks 11-14.

DL 97 Daniel Muir 6-2 322 7th Season

Veteran defensive lineman joins the Raiders after stops in Green Bay, Indianapolis and the NY Jets...Made his Raider debut and recorded his first sack in Week 8 vs. Pittsburgh...Made his first start of the season in Week 15 vs. KC.



DEPTH CHART & PRONUNCIATION



OFFENSE

WR	17	Denarius Moore	18	Andre Holmes	<u>19</u>	<u>Brice Butler</u>
LT	68	Jared Veldheer	<u>71</u>	<u>Menelik Watson</u>		
LG	69	Khalif Barnes	76	Lucas Nix		
C	61	Stefen Wisniewski	64	Andre Gurode		
RG	65	Mike Brisiel	<u>63</u>	<u>Lamar Mady</u>		
RT	79	Tony Pashos	73	Matt McCants		
TE	85	Jeron Mastrud	<u>81</u>	<u>Mychal Rivera</u>	<u>88</u>	<u>Nick Kasa</u>
WR	80	Rod Streater	12	Jacoby Ford	<u>10</u>	<u>Greg Jenkins</u>
QB	<u>14</u>	<u>Matt McGloin</u>	2	Terrelle Pryor		
RB	20	Darren McFadden	27	Rashad Jennings	32	Jeremy Stewart
FB	45	Marcel Reece	49	Jamize Olawale		

DEFENSE

RE	99	Lamarr Houston	<u>58</u>	<u>Ryan Robinson</u>		
DT	98	Vance Walker	97	Daniel Muir	77	Ricky Lumpkin
NT	90	Pat Sims	<u>92</u>	<u>Stacy McGee</u>		
LE	93	Jason Hunter	91	Jack Crawford		
WLB	94	Kevin Burnett	56	Miles Burris	54	Marshall McFadden
MLB	53	Nick Roach	56	Miles Burris		
SLB	<u>55</u>	<u>Sio Moore</u>	95	Kaelin Burnett		
RCB	23	Tracy Porter	28	Phillip Adams	<u>37</u>	<u>Chance Casey</u>
LCB	21	Mike Jenkins	35	Chimdi Chekwa	22	Taiwan Jones
FS	24	Charles Woodson	<u>42</u>	<u>Shelton Johnson</u>		
SS	29	Brandian Ross	<u>42</u>	<u>Shelton Johnson</u>		

SPECIAL TEAMS

P	7	Marquette King				
K	11	Sebastian Janikowski				
H	7	Marquette King				
LS	59	Jon Condo				
KR	22	Taiwan Jones	12	Jacoby Ford		
PR	10	Greg Jenkins	12	Jacoby Ford	28	Phillip Adams

Underline: Rookie

[Brackets]: Injured



PRONUNCIATION GUIDE



69	Khalif Barnes	kuh-LEEF	89	Brian Leonhardt	LEE-in-hart	79	Tony Pashos	PASH-ose
65	Mike Brisiel	bry-ZELL	63	Lamar Mady	MAY-dee	81	Mychal Rivera	MIKE-uhl
95	Kaelin Burnett	KAY-linn	85	Jeron Mastrud	JAIR-un MASS-trood	29	Brandian Ross	BRAN-don
35	Chimdi Chekwa	CHIM-dee CHECK-wah	17	Denarius Moore	den-AIR-ee-us	80	Rod Streater	STREET-er
64	Andre Gurode	juh-ROD	55	Sio Moore	SEE-oh	68	Jared Veldheer	vell-DEER
11	Sebastian Janikowski	Jan-ah-COW-skee	97	Daniel Muir	MYEWR	71	Menelik Watson	MEN-ah-lick
88	Nick Kasa	CAH-suh	49	Jamize Olawale	juh-MAZE oh-lah-WALL-ee	61	Stefen Wisniewski	STEFF-en wiz-NEW-skee



2013 STATISTICS



WON 4, LOST 10

09/08 L 17-21	at Indianapolis	65,412
09/15 W 19- 9	Jacksonville	49,400
09/23 L 21-37	at Denver	76,978
09/29 L 14-24	Washington	53,549
10/06 W 27-17	San Diego	48,834
10/13 L 7-24	at Kansas City	76,394
10/27 W 21-18	Pittsburgh	52,950
11/03 L 20-49	Philadelphia	51,751
11/10 L 20-24	at New York Giants	80,366
11/17 W 28-23	at Houston	71,726
11/24 L 19-23	Tennessee	46,001
11/28 L 24-31	at Dallas	87,572
12/08 L 27-37	at New York Jets	76,957
12/15 L 31-56	Kansas City	49,571
12/22	at San Diego	
12/29	Denver	

	Oak.	Opp.
TOTAL FIRST DOWNS	244	278
Rushing	84	84
Passing	145	172
Penalty	15	22
3rd Down: Made/Att	69/197	76/185
3rd Down Pct.	35.0	41.1
4th Down: Made/Att	6/9	2/6
4th Down Pct.	66.7	33.3
POSSESSION AVG.	30:37	29:23
TOTAL NET YARDS	4820	5017
Avg. Per Game	344.3	358.4
Total Plays	886	889
Avg. Per Play	5.4	5.6
NET YARDS RUSHING	1877	1455
Avg. Per Game	134.1	103.9
Total Rushes	400	376
NET YARDS PASSING	2943	3562
Avg. Per Game	210.2	254.4
Sacked/Yards Lost	41/273	34/238
Gross Yards	3216	3800
Att./Completions	445/257	479/321
Completion Pct.	57.8	67.0
Had Intercepted	19	8
PUNTS/AVERAGE	76/47.5	72/42.5
NET PUNTING AVG.	76/39.5	72/37.7
PENALTIES/YARDS	102/829	78/606
FUMBLES/BALL LOST	22/9	24/11
TOUCHDOWNS	34	48
Rushing	15	14
Passing	15	28
Returns	4	6

* SCORE BY PERIODS	Q1	Q2	Q3	Q4	OT	PTS
TEAM	89	88	68	50	0	295
OPPONENTS	72	126	86	109	0	393

* SCORING	TD	Ru	Pa	Rt	K	PAT	FG	S	PTS
Janikowski	0	0	0	0	34/34	19/27	0	91	
Jennings	6	6	0	0			0	36	
D. Moore	5	0	5	0			0	30	
D. McFadden	4	4	0	0			0	24	
Reece	4	2	2	0			0	24	
Rivera	4	0	4	0			0	24	
Streater	3	0	3	0			0	18	
Pryor	2	2	0	0			0	12	
Stewart	2	1	0	1			0	12	
Holmes	1	0	1	0			0	6	
G. Jenkins	1	0	0	1			0	6	
Porter	1	0	0	1			0	6	
Woodson	1	0	0	1			0	6	
TEAM	34	15	15	4	34/34	19/27	0	295	
OPPONENTS	48	14	28	6	46/46	19/22	0	393	

2-Pt Conv: TM 0-0, OPP 1-2
 SACKS: Roach 5.5, Houston 5, S. Moore 3.5,
 Hunter 3, Walker 3, Ke. Burnett 2.5,
 Young 2.5, Ross 2, Porter 1.5, Bilukidi TM 1,
 Branch 1, Muir 1, Sims 1, Woodson 1,
 McGee 0.5, TM 34, OPP 41
 FUM/LOST: Pryor 5/1, Ford 4/1, Flynn(TM) 3/2, McGloin 3/1, Wisniewski 3/1, Jones 1/1, D. McFadden 1/1, Streater 1/1, Young 1/0

* PASSING	Att	Cmp	Yds	Cmp%	Yds/Att	TD	TD%	Int	Int%	Long	Sack/Lost	Rating
Pryor	234	135	1591	57.7	6.80	5	2.1	11	4.7	73t	29/ 187	66.0
McGloin	175	98	1341	56.0	7.66	8	4.6	7	4.0	52	5/ 53	79.3
Flynn TM	34	22	246	64.7	7.24	1	2.9	1	2.9	34	7/ 33	83.7
D. McFadden	1	1	16	100.0	16.00	1	100.0	0	0.0	16t	0/ 0	158.3
Reece	1	1	22	100.0	22.00	0	0.0	0	0.0	22	0/ 0	118.8
TEAM	445	257	3216	57.8	7.23	15	3.4	19	4.3	73t	41/ 273	73.8
OPPONENTS	479	321	3800	67.0	7.93	28	5.8	8	1.7	71t	34/ 238	103.5

* RUSHING	No.	Yds	Avg	Long	TD
Jennings	149	679	4.6	80t	6
Pryor	74	527	7.1	93t	2
D. McFadden	103	365	3.5	30	4
Reece	46	218	4.7	63t	2
Jones	3	22	7.3	19	0
McGloin	10	22	2.2	20	0
Streater	2	17	8.5	9	0
Ford	5	15	3.0	4	0
Olawale	3	6	2.0	4	0
Flynn TM	3	4	1.3	2	0
Stewart	2	2	1.0	2t	1
TEAM	400	1877	4.7	93t	15
OPPONENTS	376	1455	3.9	45	14

* RECEIVING	No.	Yds	Avg	Long	TD
Streater	54	846	15.7	66	3
D. Moore	39	615	15.8	73t	5
Rivera	34	341	10.0	26t	4
Jennings	31	257	8.3	24	0
Reece	27	294	10.9	45	2
Holmes	17	322	18.9	40	1
Ford	13	99	7.6	22	0
D. McFadden	13	85	6.5	16	0
Butler	9	103	11.4	29	0
Olawale	7	63	9.0	25	0
Mastrud	5	76	15.2	41	0
Criner	3	32	10.7	20	0
Jones	2	55	27.5	52	0
Stewart	2	6	3.0	5	0
Chekwa	1	22	22.0	22	0
TEAM	257	3216	12.5	73t	15
OPPONENTS	321	3800	11.8	71t	28

* INTERCEPTIONS	No.	Yds	Avg	Long	TD
Porter	2	44	22.0	43t	1
Young	1	26	26.0	26	0
Woodson	1	13	13.0	13	0
Ke. Burnett	1	0	0.0	0	0
Hayden	1	0	0.0	0	0
M. Jenkins	1	0	0.0	0	0
Roach	1	0	0.0	0	0
TEAM	8	83	10.4	43t	1
OPPONENTS	19	375	19.7	65	3

* PUNTING	No.	Yds	Avg	Net	TB	In	Lg	B
King	74	3607	48.7	39.5	10	19	66	2
TEAM	76	3607	47.5	39.5	10	19	66	2
OPPONENTS	72	3057	42.5	37.7	7	23	65	2

* PUNT RETURNS	Ret	FC	Yds	Avg	Long	TD
Ford	9	8	77	8.6	14	0
Adams	8	8	59	7.4	30	0
G. Jenkins	5	2	48	9.6	14	0
Crawford	1	0	-1	-1.0	-1	0
Young	1	0	0	0.0	0	0
Hayden	0	0	22	---	22	0
TEAM	24	18	205	8.5	30	0
OPPONENTS	38	10	403	10.6	87t	1

* KICKOFF RETURNS	No.	Yds	Avg	Long	TD
Jones	24	572	23.8	41	0
Ford	11	253	23.0	30	0
Stewart	5	95	19.0	28	0
G. Jenkins	4	81	20.3	26	0
Olawale	1	6	6.0	6	0
Rivera	1	3	3.0	3	0
TEAM	46	1010	22.0	41	0
OPPONENTS	27	602	22.3	50	0

* FIELD GOALS	1-19	20-29	30-39	40-49	50+
Janikowski	0/ 0	5/ 5	4/ 6	7/ 9	3/ 7
TEAM	0/ 0	5/ 5	4/ 6	7/ 9	3/ 7
OPPONENTS	1/ 1	7/ 7	4/ 7	4/ 4	3/ 3
Janikowski: (48N,38G) (35N,46G,30G,29G,29G) ()					
(52N) (47G,50G) (51N) () (24G,53G) (33G,24G) (54N)					
(52G,48G,24G,32N,48N,42G) (45G) (52N,41G,40G) (34G)					
OPP: () (27G) (53G,41G,40G) (25G) (37B,35G) (33G)					
(47G,34N,32N) () (23G) (51G,26G,30G) (33G,22G,23G)					
(19G) (41G,23G,51G) ()					



2013 DEFENSIVE & SPECIAL TEAMS STATS



Player	TACKLES			INTERCEPTIONS					FUMBLES				
	Total	Solo	Asst	Sk	Yds	No	Yds	Lg	TD	PD	FF	FR	Yds
Nick Roach	134	82	52	5.5	32.5	1	0	0	0	3	5	0	0
Kevin Burnett	113	71	42	2.5	20.5	1	0	0	0	4	2	1	0
Charles Woodson	109	70	39	1.0	10.0	1	13	13	0	6	4	2	25
Tracy Porter	85	60	25	1.5	11.5	2	44	43	1	14	0	0	0
Brandian Ross	77	45	32	2.0	10.0	0	0	0	0	5	2	1	0
Mike Jenkins	72	62	10	0.0	0.0	1	0	0	0	7	1	1	0
Lamarr Houston	58	44	14	5.0	43.0	0	0	0	0	0	2	0	0
Sio Moore	49	30	19	3.5	29.5	0	0	0	0	0	1	0	0
Vance Walker	43	26	17	3.0	15.0	0	0	0	0	0	0	0	0
Pat Sims	33	21	12	1.0	9.0	0	0	0	0	0	0	0	0
DJ Hayden	29	23	6	0.0	0.0	1	0	0	0	2	1	0	0
Usama Young	27	19	8	2.5	15.5	1	26	26	0	2	0	0	0
Jason Hunter	25	15	10	3.0	20.0	0	0	0	0	2	1	1	0
Kaluka Maiava	25	9	16	0.0	0.0	0	0	0	0	0	0	0	0
Phillip Adams	20	16	4	0.0	0.0	0	0	0	0	4	0	2	0
Stacy McGee	20	12	8	0.5	4.5	0	0	0	0	0	0	1	0
Daniel Muir	13	10	3	1.0	6.0	0	0	0	0	0	0	0	0
Jack Crawford	12	11	1	0.0	0.0	0	0	0	0	0	0	0	0
Tyvon Branch	9	4	5	1.0	2.0	0	0	0	0	0	0	0	0
Brian Sanford	8	3	5	0.0	0.0	0	0	0	0	0	0	0	0
Christo Bilukidi	4	3	1	1.0	9.0	0	0	0	0	0	0	0	0
Ryan Robinson	2	2	0	0.0	0.0	0	0	0	0	1	0	0	0
Chimdi Chekwa	2	2	0	0.0	0.0	0	0	0	0	0	0	0	0
Miles Burris	2	1	1	0.0	0.0	0	0	0	0	0	0	0	0
Totals	971	641	330	34.0	238.0	8	83	43	1	50	19	9	25

DEFENSIVE SCORING

Player	TD	Int		Fum		Safeties
		Ret	Ret	Ret	Ret	
Charles Woodson	1	0	1	1	0	0
Tracy Porter	1	1	0	0	0	0
Totals	2	1	1	1	0	0

DEFENSIVE TOUCHDOWNS

C. Woodson 25 yd. fumble return
T. Porter 43 yd. interception return

SPECIAL TEAMS

Player	TACKLES					
	Total	Solo	Asst	FF	FR	Blk
Taiwan Jones	12	10	2	1	0	0
Kaelin Burnett	9	6	3	1	0	0
Jamize Olawale	7	6	1	0	0	0
Jon Condo	6	4	2	0	0	0
Usama Young	6	5	1	0	0	0
Chimdi Chekwa	5	4	1	0	1	0
Jeremy Stewart	5	5	0	0	0	1
Sio Moore	3	2	1	0	0	0
Jack Crawford	3	2	1	0	0	0
Rashad Jennings	3	2	1	0	0	1
Shelton Johnson	2	1	1	0	0	0
Mychal Rivera	2	1	1	0	0	0
Marshall McFadden	2	1	1	0	0	0
Marquette King	2	2	0	0	0	0
Ryan Robinson	2	2	0	0	0	0
Brandian Ross	2	2	0	0	0	0
Phillip Adams	2	2	0	0	0	0
DJ Hayden	1	0	1	0	0	0
Kaluka Maiava	1	1	0	0	0	0
Miles Burris	1	1	0	0	0	0
Tracy Porter	0	0	0	0	0	1
Andre Holmes	0	0	0	0	1	0
Jacoby Ford	0	0	0	0	1	0
Brice Butler	0	0	0	0	1	0
Greg Jenkins	0	0	0	0	1	0
Totals	76	59	17	2	5	3

MISCELLANEOUS TACKLES

Player	Tkl	FF	FR
Andre Holmes	3	0	0
Khalif Barnes	2	0	0
Rashad Jennings	2	0	0
Tony Pashos	2	0	0
Lucas Nix	2	0	0
Andre Gurode	1	0	1
Lamar Mady	1	0	0
Matt McCants	1	0	0
Mychal Rivera	1	0	0
Rod Streater	1	0	0
Denarius Moore	1	0	0
Stefen Wisniewski	1	0	0
Marcel Reece	1	0	0
Nick Kasa	1	0	0
Jeron Mastrud	1	0	0
Jared Veldheer	1	0	0
Matt McGloin	0	0	3
Terrelle Pryor	0	0	3
Matt Flynn	0	0	1
Totals	22	0	8



2013 NUMERICAL ROSTER



No.	Name	Pos	Ht	Wt	Birthdate	Age	Exp	School	Hometown	Acq.
2	Terrelle Pryor	QB	6-4	233	06/20/89	24	3	Ohio State	Jeanette, Pa.	D3-'11 (SUP)
7	Marquette King	P	6-0	192	10/26/88	25	2	Fort Valley State	Macon, Ga.	FA-'12
10	Greg Jenkins	WR	5-10	197	08/23/89	24	R	Alabama State	Dade City, Fla.	FA-'13
11	Sebastian Janikowski	K	6-1	258	03/02/78	35	14	Florida State	Daytona Beach, Fla.	D1-'00
12	Jacoby Ford	WR	5-9	190	07/27/87	26	4	Clemson	West Palm Beach, Fla.	D4b-'10
14	Matt McGloin	QB	6-1	210	12/02/89	24	R	Penn State	Scranton, Pa.	FA-'13
17	Denarius Moore	WR	6-0	190	12/09/88	25	3	Tennessee	Tatum, Texas	D5-'11
18	Andre Holmes	WR	6-4	210	06/16/88	25	2	Hillsdale	Elk Grove, Ill.	W-'13 NE
19	Brice Butler	WR	6-3	213	01/29/90	23	R	San Diego State	Norcross, Ga.	D7a-'13
20	Darren McFadden	RB	6-1	218	08/27/87	26	6	Arkansas	North Little Rock, Ark.	D1-'08
21	Mike Jenkins	CB	5-10	197	03/22/85	28	6	South Florida	Bradenton, Fla.	UFA-'13 Dal.
22	Taiwan Jones	CB	6-0	197	07/26/88	25	3	Eastern Washington	Antioch, Calif.	D4b-'11
23	Tracy Porter	CB	5-11	188	08/11/86	27	6	Indiana	Port Allen, La.	UFA-'13 Den.
24	Charles Woodson	S	6-1	210	10/07/76	37	16	Michigan	Fremont, Ohio	FA-'13
27	Rashad Jennings	RB	6-1	231	03/26/85	28	5	Liberty	Lynchburg, Va.	UFA-'13 Jac.
28	Phillip Adams	CB	5-11	195	07/20/88	24	4	South Carolina State	Rock Hill, S.C.	W-'12 Sea.
29	Brandian Ross	S	6-1	191	09/28/89	24	2	Youngstown State	Meadowbrook, Va.	FA-'12
32	Jeremy Stewart	RB	5-11	215	02/17/89	23	2	Stanford	Baton Rouge, La.	FA-'12
35	Chimdi Chekwa	CB	6-0	190	09/07/88	25	2	Ohio State	Clermont, Fla.	D4-'11
37	Chance Casey	CB	5-11	190	03/11/91	22	R	Baylor	Crosby, Texas	FA-'13
42	Shelton Johnson	S	6-0	197	07/16/90	23	R	Wisconsin	Carrollton, Texas	FA-'13
45	Marcel Reece	FB	6-1	255	06/23/85	28	4	Washington	Hesperia, Calif.	FA-'08
49	Jamize Olawale	FB/RB	6-1	240	04/17/89	24	2	North Texas	Long Beach, Calif.	FA-'12
53	Nick Roach	LB	6-1	234	06/16/85	28	7	Northwestern	Milwaukee, Wisc.	UFA-'13 Chi.
54	Marshall McFadden	LB	6-1	233	08/04/86	27	1	South Carolina State	Lamar, S.C.	FA-'13
55	Sio Moore	LB	6-1	240	05/02/90	23	R	Connecticut	Cary, N.C.	D3-'13
56	Miles Burris	LB	6-2	240	06/27/88	25	2	San Diego State	Granite Bay, Calif.	D4-'12
58	Ryan Robinson	DE	6-4	255	12/09/90	23	R	Oklahoma State	Buford, Ga.	FA-'13
59	Jon Condo	LS	6-3	245	08/26/81	32	7	Maryland	Philipsburg, Pa.	FA-'06
61	Stefen Wisniewski	C/G	6-3	307	03/22/89	24	3	Penn State	Pittsburgh, Pa.	D2-'11
63	Lamar Mady	G	6-2	315	12/13/90	23	R	Youngstown State	Topeka, Kan.	FA-'13
64	Andre Gurode	C/G	6-4	320	03/06/79	34	12	Colorado	Houston, Texas	FA-'13
65	Mike Brisiel	G	6-5	310	03/14/83	30	6	Colorado State	Fayetteville, Ark.	UFA-'12 Hou.T.
68	Jared Veldheer	T	6-8	321	06/14/87	26	4	Hillsdale	Grand Rapids, Mich.	D3-'10
69	Khalif Barnes	T	6-6	321	04/21/82	31	9	Washington	Spring Valley, Calif.	UFA-'09 Jac.
71	Menelik Watson	T	6-5	315	12/22/88	24	R	Florida State	Manchester, England	D2-'13
73	Matt McCants	T	6-5	309	08/18/89	24	1	Alabama Birmingham	Mobile, Ala.	FA-'13
76	Lucas Nix	G	6-5	320	09/28/89	24	2	Pittsburgh	Jefferson Hills, Pa.	FA-'12
77	Ricky Lumpkin	DT	6-4	306	09/07/88	25	2	Kentucky	Mount Holly, N.J.	FA-'13
79	Tony Pashos	T	6-6	325	08/03/80	33	10	Illinois	Palos Heights, Ill.	FA-'13
80	Rod Streater	WR	6-3	200	02/09/88	25	2	Temple	Burlington, N.J.	FA-'12
81	Mychal Rivera	TE	6-3	245	09/08/90	23	R	Tennessee	Valencia, Calif.	D6c-'13
85	Jeron Mastrud	TE	6-5	255	12/17/87	25	4	Kansas State	Beaverton, Ore.	FA-'13
88	Nick Kasa	TE	6-6	265	11/05/90	23	R	Colorado	Thornton, Colo.	D6a-'13
90	Pat Sims	DT	6-2	310	11/29/85	28	5	Auburn	Ft. Lauderdale, Fla.	UFA-'13 Cin.
91	Jack Crawford	DE	6-5	281	09/07/88	25	2	Penn State	Longport, N.J.	D5-'12
92	Stacy McGee	DT	6-3	310	01/17/90	23	R	Oklahoma	Muskogee, Okla.	D6d-'13
93	Jason Hunter	DE	6-4	270	08/28/83	30	7	Appalachian State	Fayetteville, N.C.	UFA-'13 Den.
94	Kevin Burnett	LB	6-3	230	12/24/82	30	9	Tennessee	Compton, Calif.	FA-'13
95	Kaelin Burnett	LB	6-4	240	09/06/89	24	2	Nevada	Lakewood, Calif.	FA-'12
97	Daniel Muir	DT	6-2	322	09/12/83	30	7	Kent State	Lanham, Md.	FA-'13
98	Vance Walker	DT	6-2	305	04/26/87	26	5	Georgia Tech	Fort Mill, S.C.	UFA-'13 Atl.
99	Lamarr Houston	DE	6-3	300	06/24/87	26	4	Texas	Colorado Springs, Colo.	D2-'10

Practice Squad

16	Jared Green	WR	6-1	185	04/01/89	24	1	Southern	Vienna, Va.	FA-'13
47	Eric Harper	LB	6-3	240	10/29/87	26	R	Grambling State	Marrero, La.	FA-'13
72	Jack Cornell	OL	6-6	320	06/04/89	24	1	Illinois	Quincy, Ill.	FA-'13
89	Brian Leonhardt	TE	6-5	255	04/02/90	23	R	Bemidji State	Blaine, Minn.	FA-'13
96	Chris McCoy	DE	6-4	261	11/25/86	27	1	Middle Tennessee	Villa Rica, Ga.	FA-'13

Reserve/Injured

25	DJ Hayden	CB	5-11	190	06/27/90	23	R	Houston	Houston, Texas	D1-'13
26	Usama Young	S	6-0	200	05/08/85	28	7	Kent State	Largo, Md.	FA-'13
33	Tyvon Branch	S	6-0	210	12/11/86	27	6	Connecticut	Cicero, N.Y.	D4-'08
34	Latavius Murray	RB	6-3	230	01/18/90	23	R	Central Florida	Nedrow, N.Y.	D6b-'13
50	Kaluka Maiava	LB	6-0	230	12/27/86	26	5	USC	Wailuku, Hawaii	UFA-'13 Cle.
70	Tony Bergstrom	OL	6-5	310	08/06/86	27	2	Utah	Salt Lake City, Utah	D3-'12
84	Juron Criner	WR	6-3	221	12/12/89	24	2	Arizona	Las Vegas, Nev.	D5-'12
86	David Ausberry	TE	6-4	258	09/25/87	26	3	USC	Lemoore, Calif.	D7-'11



2013 ALPHABETICAL ROSTER



No.	Name	Pos	Ht	Wt	Birthdate	Age	Exp	School	Hometown	Acq.
28	Adams, Phillip	CB	5-11	195	07/20/88	24	4	South Carolina State	Rock Hill, S.C.	W-'12 Sea.
69	Barnes, Khalif	T	6-6	321	04/21/82	31	9	Washington	Spring Valley, Calif.	UFA-'09 Jac.
65	Brisiel, Mike	G	6-5	310	03/14/83	30	6	Colorado State	Fayetteville, Ark.	UFA-'12 HouT.
95	Burnett, Kaelin	LB	6-4	240	09/06/89	24	2	Nevada	Lakewood, Calif.	FA-'12
94	Burnett, Kevin	LB	6-3	230	12/24/82	30	9	Tennessee	Compton, Calif.	FA-'13
56	Burris, Miles	LB	6-2	240	06/27/88	25	2	San Diego State	Granite Bay, Calif.	D4-'12
19	Butler, Brice	WR	6-3	213	01/29/90	23	R	San Diego State	Norcross, Ga.	D7a-'13
37	Casey, Chance	CB	5-11	190	03/11/91	22	R	Baylor	Crosby, Texas	FA-'13
35	Chekwa, Chimdi	CB	6-0	190	09/07/88	25	2	Ohio State	Clermont, Fla.	D4-'11
59	Condo, Jon	LS	6-3	245	08/26/81	32	7	Maryland	Philipsburg, Pa.	FA-'06
91	Crawford, Jack	DE	6-5	281	09/07/88	25	2	Penn State	Longport, N.J.	D5-'12
12	Ford, Jacoby	WR	5-9	190	07/27/87	26	4	Clemson	West Palm Beach, Fla.	D4-'10
64	Gurode, Andre	C/G	6-4	320	03/06/79	34	12	Colorado	Houston, Texas	FA-'13
18	Holmes, Andre	WR	6-4	210	06/16/88	25	2	Hillsdale	Elk Grove, Ill.	W-'13 NE
99	Houston, Lamarr	DE	6-3	300	06/24/87	26	4	Texas	Colorado Springs, Colo.	D2-'10
93	Hunter, Jason	DE	6-4	270	08/28/83	30	7	Appalachian State	Fayetteville, N.C.	UFA-'13 Den.
11	Janikowski, Sebastian	K	6-1	258	03/02/78	35	14	Florida State	Daytona Beach, Fla.	D1-'00
10	Jenkins, Greg	WR	5-10	197	08/23/89	24	R	Alabama State	Dade City, Fla.	FA-'13
21	Jenkins, Mike	CB	5-10	197	03/22/85	28	6	South Florida	Bradenton, Fla.	UFA-'13 Dal.
27	Jennings, Rashad	RB	6-1	231	03/26/85	28	5	Liberty	Lynchburg, Va.	UFA-'13 Jac.
42	Johnson, Shelton	S	6-0	197	07/16/90	23	R	Wisconsin	Carrollton, Texas	FA-'13
22	Jones, Taiwan	CB	6-0	197	07/26/88	25	3	Eastern Washington	Antioch, Calif.	D4b-'11
88	Kasa, Nick	TE	6-6	265	11/05/90	23	R	Colorado	Thornton, Colo.	D6a-'13
7	King, Marquette	P	6-0	192	10/26/88	25	2	Fort Valley State	Macon, Ga.	FA-'12
77	Lumpkin, Ricky	DT	6-4	306	09/07/88	25	2	Kentucky	Mount Holly, N.J.	FA-'13
63	Mady, Lamar	G	6-2	315	12/13/90	23	R	Youngstown State	Topeka, Kan.	FA-'13
85	Mastrud, Jeron	TE	6-5	255	12/17/87	25	4	Kansas State	Beaverton, Ore.	FA-'13
73	McCants, Matt	T	6-5	309	08/18/89	24	1	Alabama Birmingham	Mobile, Ala.	FA-'13
20	McFadden, Darren	RB	6-1	218	08/27/87	26	6	Arkansas	North Little Rock, Ark.	D1-'08
54	McFadden, Marshall	LB	6-1	233	08/04/86	27	1	South Carolina State	Lamar, S.C.	FA-'13
92	McGee, Stacy	DT	6-3	310	01/17/90	23	R	Oklahoma	Muskogee, Okla.	D6d-'13
14	McGloin, Matt	QB	6-1	210	12/02/89	24	R	Penn State	Scranton, Pa.	FA-'13
17	Moore, Denarius	WR	6-0	190	12/09/88	25	3	Tennessee	Tatum, Texas	D5-'11
55	Moore, Sio	LB	6-1	240	05/02/90	23	R	Connecticut	Cary, N.C.	D3-'13
97	Muir, Daniel	DT	6-2	322	09/12/83	30	7	Kent State	Lanham, Md.	FA-'13
76	Nix, Lucas	G	6-5	320	09/28/89	24	2	Pittsburgh	Jefferson Hills, Pa.	FA-'12
49	Olawale, Jamize	FB/RB	6-1	240	04/17/89	24	2	North Texas	Long Beach, Calif.	FA-'12
79	Pashos, Tony	T	6-6	325	08/03/80	33	10	Illinois	Palos Heights, Ill.	FA-'13
23	Porter, Tracy	CB	5-11	188	08/11/86	27	6	Indiana	Port Allen, La.	UFA-'13 Den.
2	Pryor, Terrelle	QB	6-4	233	06/20/89	24	3	Ohio State	Jeanette, Pa.	D3-'11 (SUP)
45	Reece, Marcel	FB	6-1	255	06/23/85	28	4	Washington	Inglewood, Calif.	FA-'08
81	Rivera, Mychal	TE	6-3	245	09/08/90	23	R	Tennessee	Valencia, Calif.	D6c-'13
53	Roach, Nick	LB	6-1	234	06/16/85	28	7	Northwestern	Milwaukee, Wisc.	UFA-'13 Chi.
58	Robinson, Ryan	DE	6-4	255	12/09/90	23	R	Oklahoma State	Buford, Ga.	FA-'13
29	Ross, Brandian	S	6-1	191	09/28/89	24	2	Youngstown State	Meadowbrook, Va.	FA-'12
90	Sims, Pat	DT	6-2	310	11/29/85	28	5	Auburn	Ft. Lauderdale, Fla.	UFA-'13 Cin.
32	Stewart, Jeremy	RB	5-11	215	02/17/89	23	2	Stanford	Baton Rouge, La.	FA-'12
80	Streater, Rod	WR	6-3	200	02/09/88	25	2	Temple	Burlington, N.J.	FA-'12
68	Veldheer, Jared	T	6-8	321	06/14/87	26	4	Hillsdale	Grand Rapids, Mich.	D3-'10
98	Walker, Vance	DT	6-2	305	04/26/87	26	5	Georgia Tech	Fort Mill, S.C.	UFA-'13 Atl.
71	Watson, Menelik	T	6-5	315	12/22/88	24	R	Florida State	Manchester, England	D2-'13
61	Wisniewski, Stefen	C/G	6-3	307	03/22/89	24	3	Penn State	Pittsburgh, Pa.	D2-'11
24	Woodson, Charles	S	6-1	210	10/07/76	37	16	Michigan	Fremont, Ohio	FA-'13

Practice Squad

72	Cornell, Jack	OL	6-6	320	06/04/89	24	1	Illinois	Quincy, Ill.	FA-'13
16	Green, Jared	WR	6-1	185	04/01/89	24	1	Southern	Vienna, Va.	FA-'13
47	Harper, Eric	LB	6-3	240	10/29/87	26	R	Grambling State	Marrero, La.	FA-'13
89	Leonhardt, Brian	TE	6-5	255	04/02/90	23	R	Bemidji State	Blaine, Minn.	FA-'13
96	McCoy, Chris	DE	6-4	261	11/25/86	27	1	Middle Tennessee State	Villa Rica, Ga.	FA-'13

Reserve/Injured

86	Ausberry, David	TE	6-4	258	09/25/87	26	3	USC	Lemoore, Calif.	D7-'11
70	Bergstrom, Tony	OL	6-5	310	08/06/86	27	2	Utah	Salt Lake City, Utah	D3-'12
33	Branch, Tyvon	S	6-0	210	12/11/86	27	6	Connecticut	Cicero, N.Y.	D4-'08
84	Criner, Juron	WR	6-3	221	12/12/89	24	2	Arizona	Las Vegas, Nev.	D5-'12
25	Hayden, DJ	CB	5-11	190	06/27/90	23	R	Houston	Houston, Texas	D1-'13
50	Maiava, Kaluka	LB	6-0	230	12/27/86	26	5	USC	Wailuku, Hawaii	UFA-'13 Cle.
34	Murray, Latavius	RB	6-3	230	01/18/90	23	R	Central Florida	Nedrow, N.Y.	D6b-'13
26	Young, Usama	S	6-0	200	05/08/85	28	7	Kent State	Largo, Md.	FA-'13



2013 POSITIONAL ROSTER



OFFENSE

OFFENSIVE LINE

61	Stefen Wisniewski	C/G
63	Lamar Mady	G
64	Andre Gurode	C/G
65	Mike Brisiel	G
68	Jared Veldheer	T
69	Khalif Barnes	T
71	Menelik Watson	T
73	Matt McCants	T
76	Lucas Nix	G
79	Tony Pashos	T

QUARTERBACKS

2	Terrelle Pryor	QB
14	Matt McGloin	QB

RUNNING BACKS

20	Darren McFadden	RB
27	Rashad Jennings	RB
32	Jeremy Stewart	RB
45	Marcel Reece	FB
49	Jamize Olawale	FB/RB

TIGHT ENDS

81	Mychal Rivera	TE
85	Jeron Mastrud	TE
88	Nick Kasa	TE

WIDE RECEIVERS

10	Greg Jenkins	WR
12	Jacoby Ford	WR
17	Denarius Moore	WR
18	Andre Holmes	WR
19	Brice Butler	WR
80	Rod Streater	WR

RESERVE/INJURED

25	DJ Hayden	CB
26	Usama Young	S
33	Tyvon Branch	S
34	Latavius Murray	RB
50	Kaluka Maiava	LB
70	Tony Bergstrom	OL
84	Juron Criner	WR
86	David Ausberry	TE

DEFENSE

DEFENSIVE LINE

58	Ryan Robinson	DE
77	Ricky Lumpkin	DT
90	Pat Sims	DT
91	Jack Crawford	DE
92	Stacy McGee	DT
93	Jason Hunter	DE
97	Daniel Muir	DT
98	Vance Walker	DT
99	Lamarr Houston	DE

LINEBACKERS

53	Nick Roach	LB
54	Marshall McFadden	LB
55	Sio Moore	LB
56	Miles Burris	LB
94	Kevin Burnett	LB
95	Kaelin Burnett	LB

SECONDARY

21	Mike Jenkins	CB
22	Taiwan Jones	CB
23	Tracy Porter	CB
24	Charles Woodson	S
28	Phillip Adams	CB
29	Brandian Ross	S
35	Chimdi Chekwa	CB
37	Chance Casey	CB
42	Shelton Johnson	S

SPECIALISTS

7	Marquette King	P
11	Sebastian Janikowski	K
59	Jon Condo	LS

PRACTICE SQUAD

16	Jared Green	WR
47	Eric Harper	LB
72	Jack Cornell	OL
89	Brian Leonhardt	TE
96	Chris McCoy	DE



2013 COACHING STAFF



Dennis Allen	Head Coach	Mark Hutson	Tight Ends
Tony Sparano	Assistant Head Coach/Offensive Line	Clayton Lopez	Defensive Backs
Bobby April	Special Teams Coordinator	Johnnie Lynn	Defensive Backs
Greg Olson	Offensive Coordinator	Al Miller	Strength and Conditioning
Jason Tarver	Defensive Coordinator	Bob Sanders	Linebackers
Keith Burns	Assistant Special Teams	Eric Sanders	Quality Control - Defense
John DeFilippo	Quarterbacks	Al Saunders	Senior Offensive Assistant
Ted Gilmore	Wide Receivers	Kelly Skipper	Running Backs
John Grieco	Assistant Strength and Conditioning	Travis Smith	Defensive Assistant
Justin Griffith	Quality Control - Offense	Terrell Williams	Defensive Line
Nick Holz	Offensive Assistant		

OAKLAND RAIDERS PARTICIPATION CHART

Player	REGULAR SEASON TOTALS																	GAMES PLAYED	GAMES STARTED	DID NOT PLAY	INACTIVE
	9/8 at Ind.	9/15 vs. Jac.	9/23 at Den.	9/29 vs. Was.	10/6 vs. SD	10/13 at KC	10/27 vs. Pit.	11/3 vs. Phi.	11/10 at NYG	11/17 at Hou.	11/24 vs. Ten.	11/28 at Dal.	12/8 at NYJ	12/15 vs. KC	12/22 at SD	12/29 vs. Den.					
Adams, Phillip	X	X	X	X	X	X	X	X	X	X	X	X	X	CB			14	1	0	0	
Ausberry, David	INA	INA	IR	IR	IR	IR	IR	IR	IR	IR	IR	IR	IR	IR			0	0	0	2	
Barnes, Khalif	LT	LT	LT	LT	LT	LT	LT	LT	LT	LT	LT	LG	LG	LG			14	14	0	0	
Bergstrom, Tony	IR	IR	IR	IR	IR	IR	IR	IR	IR	IR	IR	IR	IR	IR			0	0	0	0	
Bilukidi, Christo	X	X	X	X	X	INA	NOR	NOR	NOR	NOR	NOR	NOR	NOR	NOR			5	0	0	1	
Branch, Tyvon	SS	SS	INA	INA	INA	INA	INA	INA	INA	INA	INA	INA	INA	IR			2	2	0	11	
Brisiel, Mike	RG	RG	RG	RG	RG	RG	RG	RG	RG	RG	RG	RG	RG	INA	RG		13	13	0	1	
Burnett, Kaelin	X	X	X	X	X	X	X	X	X	X	X	X	X	X			14	0	0	0	
Burnett, Kevin	SLB	WLB	WLB	WLB	WLB	WLB	WLB	WLB	WLB	WLB	WLB	WLB	WLB	WLB			14	14	0	0	
Burris, Miles	PUP	PUP	PUP	PUP	PUP	PUP	PUP	PUP	PUP	PUP	X	X	X	X			4	0	0	0	
Butler, Brice	X	X	WR	WR	X	X	X	INA	DNP	X	X	INA	X	INA			10	2	1	3	
Carmona, Eddy	IR	IR	IR	IR	IR	IR	NOR	NOR	NOR	NOR	NOR	NOR	NOR	NOR			0	0	0	0	
Casey, Chance	PS	PS	PS	PS	PS	PS	PS	PS	PS	PS	PS	PS	X	INA			1	0	0	1	
Chekwa, Chimdi	X	INA	X	X	X	X	X	X	X	X	X	X	X	X			13	0	0	1	
Condo, Jon	X	X	X	X	X	X	X	X	X	X	X	X	X	X			14	0	0	0	
Cornell, Jack	NOR	PS	PS	PS	DNP	PS	DNP	PS	X	PS	PS	PS	PS	PS			1	0	2	0	
Crawford, Jack	X	INA	X	X	X	X	X	X	X	X	X	X	X	X			13	0	0	1	
Criner, Juron	INA	INA	INA	INA	INA	INA	INA	X	INA	INA	IR	IR	IR	IR			1	0	0	9	
Flynn, Matt	DNP	DNP	X	QB	DNP	NOR	NOR	NOR	NOR	NOR	NOR	NOR	NOR	NOR			2	1	3	0	
Ford, Jacoby	X	WR	X	X	X	X	X	X	X	X	X	X	X	X			14	1	0	0	
Foster, Jason	NOR	NOR	NOR	NOR	NOR	NOR	PS	PS	PS	NOR	NOR	NOR	NOR	NOR			0	0	0	0	
Green, Jared	NOR	NOR	NOR	NOR	NOR	NOR	NOR	NOR	NOR	NOR	NOR	NOR	NOR	PS			0	0	0	0	
Gurode, Andre	X	X	LG	LG	C	C	INA	INA	DNP	X	X	X	X	INA			10	4	1	3	
Harper, Eric	NOR	NOR	NOR	NOR	NOR	NOR	NOR	NOR	NOR	NOR	NOR	NOR	NOR	PS			0	0	0	0	
Hayden, DJ	X	X	RCB	X	X	X	X	RCB	INA	INA	IR	IR	IR	IR			8	2	0	2	
Holmes, Andre	SUS	SUS	SUS	SUS	SUS	X	X	INA	X	X	WR	X	WR	WR			8	3	0	1	
Houston, Lamarr	RE	RE	RE	RE	RE	RE	RE	RE	RE	RE	RE	RE	RE	RE			14	14	0	0	
Hunter, Jason	LE	LE	LE	INA	LE	LE	LE	LE	LE	X	INA	INA	X	LE			11	9	0	3	
Janikowski, Sebastian	X	X	X	X	X	X	X	X	X	X	X	X	X	X			14	0	0	0	
Jenkins, Greg	PS	PS	PS	PS	PS	PS	PS	PS	PS	PS	X	X	X	X			4	0	0	0	
Jenkins, Mike	LCB	LCB	LCB	LCB	LCB	LCB	LCB	LCB	LCB	LCB	LCB	LCB	LCB	LCB			14	14	0	0	
Jennings, Rashad	X	X	X	X	RB	X	X	X	RB	RB	RB	RB	INA	RB			13	6	0	1	
Johnson, Shelton	PS	PS	PS	PS	PS	PS	PS	PS	PS	PS	PS	PS	X	X			2	0	0	0	
Jones, Taiwan	X	X	X	X	X	X	X	X	X	X	X	X	X	X			14	0	0	0	
Kasa, Nick	X	X	X	X	X	X	X	X	TE	X	X	X	X	X			14	1	0	0	
King, Marquette	X	X	X	X	X	X	X	X	X	X	X	X	X	X			14	0	0	0	
Leonhardt, Brian	PS	PS	PS	PS	PS	PS	PS	PS	PS	PS	PS	PS	PS	PS			0	0	0	0	
Lumpkin, Ricky	NOR	NOR	NOR	NOR	NOR	NOR	NOR	NOR	NOR	NOR	PS	PS	PS	X			1	0	0	0	
Mady, Lamar	PS	PS	X	X	DNP	X	X	X	X	INA	INA	INA	INA	INA			7	0	1	4	
Maiaava, Kaluka	WLB	X	X	X	X	INA	X	X	INA	INA	X	X	IR	IR			9	1	0	3	
Mastrud, Jeron	TE	TE	X	X	X	TE	TE	TE	TE	TE	TE	TE	TE	X			14	10	0	0	
McCants, Matt	X	X	X	DNP	RT	X	RT	RT	INA	INA	X	X	X	X			11	3	1	2	
McClain, Antoine	INA	INA	INA	INA	NOR	NOR	NOR	NOR	NOR	NOR	NOR	NOR	NOR	NOR			0	0	0	4	
McCoy, Chris	NOR	NOR	NOR	NOR	NOR	NOR	NOR	NOR	NOR	PS	PS	PS	PS	PS			0	0	0	0	
McFadden, Darren	RB	RB	RB	RB	INA	RB	RB	RB	INA	INA	INA	X	INA	INA			8	7	0	6	
McFadden, Marshall	PS	PS	PS	PS	PS	PS	PS	PS	PS	PS	PS	PS	X	X			2	0	0	0	
McGee, Stacy	X	X	X	X	INA	X	X	X	X	NT	NT	NT	NT	X			13	4	0	1	
McGloin, Matt	INA	INA	INA	DNP	DNP	DNP	DNP	X	DNP	QB	QB	QB	QB	QB			6	5	5	3	
Moore, Denarius	WR	X	WR	WR	WR	WR	WR	WR	WR	WR	WR	INA	INA	INA			11	9	0	3	
Moore, Sio	X	SLB	INA	SLB	SLB	SLB	SLB	X	SLB	SLB	SLB	SLB	SLB	X			13	10	0	1	
Muir, Daniel	NOR	NOR	NOR	NOR	NOR	INA	X	X	X	X	X	X	X	NT			8	1	0	1	
Murray, Lataivus	IR	IR	IR	IR	IR	IR	IR	IR	IR	IR	IR	IR	IR	IR			0	0	0	0	
Nix, Lucas	LG	LG	INA	INA	LG	LG	LG	LG	LG	LG	LG	X	RG	X			12	10	0	2	
Olawale, Jamize	X	X	X	X	X	X	X	X	X	X	X	X	FB	X			14	1	0	0	
Pashos, Tony	RT	RT	RT	RT	INA	RT	INA	INA	INA	RT	RT	RT	RT	RT			10	10	0	4	
Porter, Tracy	RCB	RCB	CB	RCB	RCB	RCB	RCB	CB	RCB	RCB	RCB	RCB	RCB	RCB			14	14	0	0	
Pryor, Terrelle	QB	QB	QB	INA	QB	QB	QB	QB	QB	INA	DNP	DNP	X	X			10	8	2	2	
Reece, Marcel	FB	FB	FB	FB	FB	FB	FB	FB	X	FB	FB	FB	FB	FB			14	13	0	0	
Rivera, Mychal	X	X	X	X	TE	X	X	X	TE	X	X	TE	X	X			14	3	0	0	
Roach, Nick	MLB	MLB	MLB	MLB	MLB	MLB	MLB	MLB	MLB	MLB	MLB	MLB	MLB	MLB			14	14	0	0	
Robinson, Ryan	INA	X	X	X	X	X	INA	INA	DNP	X	X	X	X	X			10	0	1	3	
Ross, Brandian	X	X	SS	SS	SS	SS	SS	SS	SS	SS	SS	X	SS	SS			14	11	0	0	
Sanford, Brian	INA	X	X	LE	X	DNP	NOR	INA	NOR	NOR	X	INA	NOR	NOR			5	1	1	3	
Sims, Pat	NT	NT	NT	NT	NT	NT	NT	NT	NT	DT	DT	DT	LE	DT			14	14	0	0	
Smith, Willie	IR	IR	IR	NOR	NOR	NOR	NOR	NOR	NOR	NOR	NOR	NOR	NOR	NOR			0	0	0	0	
Stewart, Jeremy	X	X	X	X	X	X	X	X	X	X	X	X	INA	INA			12	0	0	2	
Streater, Rod	WR	WR	WR	WR	WR	WR	WR	WR	X	X	WR	WR	WR	WR			14	12	0	0	
Veldheer, Jared	IR	IR	IR	IR	IR	IR	IR	IR	IR	IR	IR	LT	LT	LT			3	3	0	0	
Walker, Vance	DT	DT	DT	DT	DT	DT	DT	DT	DT	LE	LE	LE	DT	INA			13	13	0	1	
Watson, Menelik	INA	INA	INA	INA	INA	INA	INA	X	RT	T	INA	INA	X	T			5	3	0	9	
Wilson, Martez	NOR	NOR	NOR	NOR	NOR	NOR	INA	X	X	X	NOR	NOR	NOR	NOR			3	0	0	1	
Wilson, Tyler	PS	PS	PS	PS	PS	PS	PS	PS	PS	DNP	INA	NOR	PS	PS			0	0	1	1	
Winn, George	NOR	NOR	NOR	NOR	PS	PS	NOR	NOR	NOR	NOR	NOR	NOR	NOR	NOR			0	0	0	0	
Wisniewski, Stefan	C	C	C	C	INA	INA	C	C	C	C	C	C	C	CB			12	12	0	2	
Woodson, Charles	FS	FS	FS	FS	FS	FS	FS	FS	FS	FS	FS	FS	FS	FS			14	14	0	0	
Young, Usama	X	X	X	X	X	X	X	X	X	X	X	SS	IR	IR			12	1	0	0	

X=substituted; IR=injured reserve; PUP=physically unable to perform; NOR=not on roster; PS=practice squad; SUS=suspended



HOW THE 2013 RAIDERS WERE BUILT



<u>Year</u>	<u>Record</u>	<u>Draft (18)</u>	<u>Free Agents (33)</u>	<u>Trades/Waivers (2)</u>
2000	(12-4)	K Sebastian Janikowski (1)		
2006	(2-14)		LS Jon Condo	
2008	(5-11)	RB Darren McFadden (1)	FB Marcel Reece	
2009	(5-11)		T Khalif Barnes (UFA-Jac.)	
2010	(8-8)	DE Lamarr Houston (2) T Jared Veldheer (3) WR Jacoby Ford (4b)		
2011	(8-8)	C Stefen Wisniewski (2) CB Chimdi Chekwa (4a) CB Taiwan Jones (4b) WR Denarius Moore (5) QB Terrelle Pryor (3-SUP)		
2012	(4-12)	LB Miles Burres (4) DE Jack Crawford (5a)	G Mike Brisiel (UFA-HouT.) LB Kaelin Burnett P Marquette King OL Lucas Nix FB/RB Jamize Olawale S Brandian Ross RB Jeremy Stewart WR Rod Streater	CB Phillip Adams (W-Sea.)
2013		T Menelik Watson (2) LB Sio Moore (3) TE Nick Kasa (6a) TE Mychal Rivera (6c) DT Stacy McGee (6d) WR Brice Butler (7a)	LB Kevin Burnett CB Chance Casey OL Andre Gurode DE Jason Hunter (UFA-Den.) WR Greg Jenkins CB Mike Jenkins (UFA-Dal.) RB Rashad Jennings (UFA-Jac.) S Shelton Johnson DT Ricky Lumpkin G Lamar Mady TE Jeron Mastrud T Matt McCants LB Marshall McFadden QB Matt McGloin DT Daniel Muir T Tony Pashos CB Tracy Porter (UFA-Den.) LB Nick Roach (UFA-Chi.) DE Ryan Robinson DT Pat Sims (UFA-Cin.) DT Vance Walker (UFA-Atl.) S Charles Woodson	WR Andre Holmes (W-NE)



2013 TRANSACTIONS



<u>Date</u>	<u>Player</u>	<u>Transaction</u>
Jan. 2	G Jason Foster	Signed as reserve/future free agent
	LB Jerrell Harris	Signed as reserve/future free agent
	DB Akwasi Owusu-Ansah	Signed as reserve/future free agent
	WR Travionte Session	Signed as reserve/future free agent
	TE Mickey Shuler	Signed as reserve/future free agent
	T Jason Slowey	Signed as reserve/future free agent
Jan. 4	FB Jon Hoes	Signed as reserve/future free agent
	WR Isaiah Williams	Signed as reserve/future free agent
	NT Johnny Jones	Signed as reserve/future free agent
Mar. 12	CB Phillip Adams	Re-signed
	WR Darrius Heyward-Bey	Released
	DB Michael Huff	Released
	DE David Tollefson	Released
Mar. 13	DB Coye Francies	Signed
	DE Jason Hunter	Signed as UFA (Den.)
	LB Kaluka Maiava	Signed as UFA (Cle.)
	DT Pat Sims	Signed as UFA (Cin.)
Mar. 15	LB Nick Roach	Signed as UFA (Chi.)
Mar. 17	LB Kevin Burnett	Signed as FA
Mar. 18	DT Vance Walker	Signed as UFA (Atl.)
Mar. 20	T Khalif Barnes	Re-signed
Mar. 22	LB Kaelin Burnett	Re-signed/exclusive rights
Mar. 26	T Alex Barron	Signed as FA
Mar. 27	DT Tommy Kelly	Released
April 1	QB Matt Flynn	Acquired via trade (Sea.)
April 2	QB Carson Palmer	Traded (Ari.)
April 3	CB Tracy Porter	Signed as UFA (Den.)
April 5	LB Rolando McClain	Waived
April 8	T Jason Slowey	Waived
April 9	CB Mike Jenkins	Signed as UFA (Dal.)
	S Usama Young	Signed as FA
	DE Andre Carter	Re-signed
April 10	CB Joselio Hanson	Re-signed
April 11	RB Rashad Jennings	Signed as UFA (Jac.)
	S Reggie Smith	Signed as FA
April 15	C/G Alex Parsons	Re-signed/exclusive rights
	DB Brandian Ross	Re-signed/exclusive rights
	RB Jeremy Stewart	Re-signed/exclusive rights
April 29	LB Billy Boyko	Signed as FA
	DB Adrian Bushell	Signed as FA
	P Bobby Cowan	Signed as FA
	C Deveric Gallington	Signed as FA
	S Shelton Johnson	Signed as FA
	TE Brian Leonhardt	Signed as FA
	G Lamar Mady	Signed as FA
	WR Sam McGuffie	Signed as FA
	QB Kyle Padron	Signed as FA
	LS Adam Steiner	Signed as FA
	DT Kurt Taufa'asau	Signed as FA
	WR Conner Vernon	Signed as FA
	T John Wetzel	Signed as FA
	RB Deonte Williams	Signed as FA
April 30	K Eddy Carmona	Signed as FA
May 1	LS Nick Guess	Signed as FA
May 13	DB Chance Casey	Signed as FA
	LB Eric Harper	Signed as FA
	WR Greg Jenkins	Signed as FA
	TE Jeron Mastrud	Signed as FA
	DE Ryan Robinson	Signed as FA
	C Andrew Robiskie	Signed as FA
	CB Mitchell White	Signed as FA
	WR Andre Holmes	Claimed via waivers
	CB Adrian Bushell	Waived
	C Deveric Gallington	Waived
	DB Akwasi Owusu-Ansah	Waived



2013 TRANSACTIONS



	TE Micky Shuler	Waived	Aug. 31	WR Andre Holmes	Placed on Reserve/Suspended
	LS Adam Steiner	Waived	Sept. 1	P Chris Kluwe	Released
May 16	WR Josh Cribbs	Signed as UFA (Cle.)	Sept. 1	QB Tyler Wilson	Waived
	QB Matt McGloin	Signed as FA	Sept. 1	G Antoine McClain	Claimed via Waivers
	LS Nick Guess	Waived	Sept. 1	DL Brian Sanford	Claimed via Waivers
	LB Jerrell Harris	Waived	Sept. 1	T Willie Smith	Placed on Reserve/Injured
May 17	P Chris Kluwe	Signed as FA	Sept. 2	QB Tyler Wilson	Signed to Practice Squad
	P Bobby Cowan	Waived	Sept. 2	WR Greg Jenkins	Signed to Practice Squad
May 22	DB Charles Woodson	Signed as FA	Sept. 2	CB Chance Casey	Signed to Practice Squad
	QB Kyle Padron	Waived	Sept. 2	S Shelton Johnson	Signed to Practice Squad
June 24	LB Mario Kurn	Waived	Sept. 2	LB Marshall McFadden	Signed to Practice Squad
July 23	CB Coye Francies	Waived	Sept. 2	G Lamar Mady	Signed to Practice Squad
	LB Travis Goethel	Waived	Sept. 2	T Matt McCants	Signed to Practice Squad
July 26	OL Andre Gurode	Signed as FA	Sept. 2	TE Brian Leonhardt	Signed to Practice Squad
July 29	LB Omar Gaither	Signed as FA	Sept. 2	T Tony Pashos	Signed as FA
July 31	DT Myles Wade	Signed as FA	Sept. 2	T Alex Barron	Released
Aug. 5	DL Ryan Baker	Signed as FA	Sept. 7	T Jared Veldheer	Placed on Reserve/Injured - Designated for Return
Aug. 6	NT Johnny Jones	Placed on Reserve/Injured	Sept. 7	T Matt McCants	Signed to Active Roster
Aug. 20	T Tony Hills	Signed as FA	Sept. 11	OL Jack Cornell	Signed to Practice Squad
Aug. 20	LB Chase Thomas	Claimed via waivers	Sept. 23	G Lamar Mady	Signed to Active Roster
Aug. 21	K Eddy Carmona	Reserve/Injured	Sept. 23	TE David Ausberry	Placed on Reserve/Injured
Aug. 21	T John Wetzel	Reserve/Injured	Sept. 26	T Willie Smith	Waived
Aug. 24	NT Johnny Jones	Waived/Injured	Sept. 30	WR Andre Holmes	<u>Suspension lifted by Commissioner</u>
Aug. 24	T John Wetzel	Waived/Injured	Oct. 2	RB George Winn	Signed to Practice Squad
Aug. 26	WR Josh Cribbs	Released	Oct. 5	OL Jack Cornell	Signed to Active Roster
Aug. 26	LB Keenan Clayton	Waived	Oct. 5	G Antoine McClain	Waived
Aug. 26	LB Eric Harper	Waived	Oct. 7	WR Andre Holmes	Activated to Active Roster
Aug. 26	FB Jon Hoese	Waived	Oct. 7	QB Matt Flynn	Released
Aug. 26	WR Sam McGuffie	Waived	Oct. 7	OL Jack Cornell	Waived
Aug. 26	DB Cory Nelms	Waived	Oct. 9	DT Daniel Muir	Signed to Active Roster
Aug. 26	C Andrew Robiskie	Waived	Oct. 9	OL Jack Cornell	Re-signed to Practice Squad
Aug. 26	WR Travionte Session	Waived	Oct. 15	K Eddy Carmona	Waived
Aug. 26	DT Myles Wade	Waived	Oct. 15	RB George Winn	Released from Practice Squad
Aug. 26	WR Isaiah Williams	Waived	Oct. 21	G Jason Foster	Signed to Practice Squad
Aug. 26	DL Brandon Bair	Waived/Injured	Oct. 23	LB Martez Wilson	Claimed via Waivers
Aug. 26	C/G Alex Parsons	Waived/Injured	Oct. 23	DT Christo Bilukidi	Waived
Aug. 27	K Justin Medlock	Signed as FA	Oct. 26	OL Jack Cornell	Signed to Active Roster
Aug. 27	CB Mitchell White	Waived	Oct. 26	DL Brian Sanford	Waived
Aug. 27	LB Miles Burris	Placed on Reserve/PUP	Oct. 28	OL Jack Cornell	Waived
Aug. 27	CB Joselio Hanson	Placed on Reserve/Injured	Oct. 30	DL Brian Sanford	Signed to Active Roster
Aug. 27	RB Lataavius Murray	Placed on Reserve/Injured	Oct. 30	OL Jack Cornell	<u>Signed to Practice Squad</u>
Aug. 27	C/G Alex Parsons	Placed on Reserve/Injured	Nov. 9	OL Jack Cornell	Signed to Active Roster
Aug. 27	DL Brandon Bair	Placed on Reserve/Injured	Nov. 9	DL Brian Sanford	Waived
Aug. 28	C/G Alex Parsons	Waived	Nov. 11	OL Jack Cornell	Waived
Aug. 31	DE Andre Carter	Released	Nov. 12	G Jason Foster	Released from Practice Squad
Aug. 31	LB Omar Gaither	Released	Nov. 13	DL Brian Sanford	Signed to Active Roster
Aug. 31	CB Joselio Hanson	Released	Nov. 13	OL Jack Cornell	Signed to Practice Squad
Aug. 31	T Tony Hills	Released	Nov. 13	DE Chris McCoy	Signed to Practice Squad
Aug. 31	S Reggie Smith	Released	Nov. 16	QB Tyler Wilson	Signed to Active Roster
Aug. 31	DL Ryan Baker	Waived	Nov. 16	DL Brian Sanford	Waived
Aug. 31	DE David Bass	Waived	Nov. 19	LB Martez Wilson	Waived
Aug. 31	LB Billy Boyko	Waived	Nov. 20	LB Miles Burris	Activated from PUP
Aug. 31	CB Chance Casey	Waived	Nov. 20	DL Brian Sanford	Signed to Active Roster
Aug. 31	G Jason Foster	Waived	Nov. 20	DE Ricky Lumpkin	Signed to Practice Squad
Aug. 31	TE Richard Gordon	Waived	Nov. 20	CB DJ Hayden	Placed on Reserve/Injured
Aug. 31	WR Greg Jenkins	Waived	Nov. 23	WR Greg Jenkins	Signed to Active Roster
Aug. 31	S Shelton Johnson	Waived	Nov. 23	WR Juron Criner	Placed on Reserve/Injured
Aug. 31	TE Brian Leonhardt	Waived	Nov. 27	T Jared Veldheer	Activated from Reserve/Injured - Designated to Return
Aug. 31	G Lamar Mady	Waived	Nov. 27	QB Tyler Wilson	Waived
Aug. 31	K Justin Medlock	Waived	Nov. 29	QB Tyler Wilson	<u>Signed to Practice Squad</u>
Aug. 31	DT Kurt Taufa'asau	Waived	Dec. 7	CB Chance Casey	Signed to Active Roster
Aug. 31	LB Chase Thomas	Waived	Dec. 7	S Shelton Johnson	Signed to Active Roster
Aug. 31	WR Conner Vernon	Waived	Dec. 7	LB Marshall McFadden	Signed to Active Roster
Aug. 31	RB Deonte Williams	Waived	Dec. 7	LB Kaluka Maiava	Placed on Reserve/Injured
Aug. 31	T Willie Smith	Waived			
Aug. 31	OL Tony Bergstrom	Placed on Reserve/Injured			



2013 TRANSACTIONS



Dec. 7	S Usama Young	Placed on Reserve/Injured
Dec. 7	DL Brian Sanford	Waived
Dec. 11	LB Eric Harper	Signed to Practice Squad
Dec. 11	WR Jared Green	Signed to Practice Squad
Dec. 14	DT Ricky Lumpkin	Signed to Active Roster
Dec. 14	S Tyvon Branch	Placed on Reserve/Injured

By Player

Adams, Phillip

- Re-signed (3/12)

Ausberry, David

- Placed on Reserve/Injured (9/23)

Bair, Brandon

- Waived/Injured (8/26)
- Reserve/Injured (8/27)

Baker, Ryan - DL

- Signed as FA (8/5)
- Waived (8/31)

Barnes, Khalif - T

- Re-signed (3/20)

Barron, Alex - T

- Signed as FA (3/26)
- Released (9/2)

Bass, David

- Waived (8/31)

Bergstrom, Tony - OL

- Placed on Reserve/Injured (8/31)

Bilukidi, Christo - DT

- Waived (10/23)

Boyko, Billy - LB

- Signed as FA (4/29)
- Waived (8/31)

Branch, Tyvon - S

- Placed on Reserve/Injured (12/14)

Burnett, Kaelin - LB

- Re-signed/exclusive rights (3/22)

Burris, Miles - LB

- Placed on Reserve/Physically Unable to Perform (8/27)
- Activated from Reserve/Physically Unable to Perform (11/20)

Bushell, Adrian - CB

- Signed as FA (3/26)
- Waived (5/13)

Casey, Chance - CB

- Signed as FA (5/13)
- Waived (8/31)
- Signed to Practice Squad (9/2)
- Signed to Active Roster (12/7)

Carmona, Eddy - K

- Re-signed (4/30)
- Reserve/Injured (8/21)
- Waived (10/15)

Carter, Andre - DE

- Re-signed (4/9)
- Released (8/31)

Cowan, Bobby - P

- Signed as FA (4/29)
- Waived (5/16)

Cornell, Jack - OL

- Signed to Practice Squad (9/11)
- Signed to Active Roster (10/5)
- Waived (10/7)
- Re-signed to Practice Squad (10/9)
- Signed to Active Roster (10/26)
- Waived (10/28)
- Re-signed to Practice Squad (10/30)
- Signed to Active Roster (11/9)

- Waived (11/11)
- Signed to Practice Squad (11/13)

Cribbs, Josh - WR

- Signed as UFA (Cle.) (5/16)
- Released (8/25)

Criner, Juron - WR

- Placed on Reserve/Injured (11/23)

Clayton, Keenan - LB

- Waived (8/25)

Flynn, Matt - QB

- Acquired via trade (Sea.) (4/1)
- Released (10/7)

Foster, Jason - G

- Signed as reserve/future free agent (1/2)
- Waived (8/31)
- Signed to Practice Squad (10/21)
- Released from Practice Squad (11/12)

Francies, Coye - CB

- Signed (3/13)
- Waived (7/23)

Gaither, Omar - LB

- Signed as FA (7/29)
- Released (8/31)

Gallington, Deveric - C

- Signed as FA (4/29)
- Waived (5/13)

Gordon, Richard - TE

- Waived (8/31)

Green, Jared - WR

- Signed to Practice Squad (12/11)

Guess, Nick - LS

- Signed as FA (5/1)
- Waived (5/16)

Gurode, Andre - OL

- Signed as FA (7/26)

Hanson, Joselio - CB

- Re-signed (4/10)
- Placed on Reserve/Injured (8/27)
- Released (8/31)

Harper, Eric - LB

- Signed as FA (5/13)
- Waived (8/25)
- Signed to Practice Squad (12/11)

Harris, Jerrell - LB

- Signed as reserve/future free agent (1/2)
- Waived (5/16)

Hayden, DJ - CB

- Placed on Reserve/Injured (11/20)

Heyward-Bey, Darrius - WR

- Released (3/12)

Hills, Tony - T

- Signed as FA (8/20)
- Released (8/31)

Hoes, Jon - FB

- Signed as reserve/future free agent (1/4)
- Waived (8/25)

Holmes, Andre - WR

- Claimed via waivers (5/13)
- League placed on Reserve/Suspended (8/31)
- Suspension lifted by Commissioner (9/30)
- Activated to Active Roster (10/7)

Hunter, Jason - DE

- Signed as UFA (Den.) (3/13)

Huff, Michael - DB

- Released (3/12)



2013 TRANSACTIONS



Jenkins, Greg - WR

- Signed as FA (5/13)
- Waived (8/31)
- Signed to Practice Squad (9/2)
- Signed to Active Roster (11/23)

Jenkins, Mike - CB

- Signed as UFA (Dal.) (4/9)

Jennings, Rashad - RB

- Signed as UFA (Jac.) (4/11)

Johnson, Shelton - S

- Signed as FA (4/29)
- Waived (8/31)
- Signed to Practice Squad (9/2)
- Signed to Active Roster (12/7)

Jones, Johnny - NT

- Signed as reserve/future free agent (1/4)
- Reserve/Injured (8/6)
- Waived/Injured (8/24)

Kelly, Tommy - DT

- Released (3/27)

Kluwe, Chris - P

- Signed as FA (5/17)
- Released (9/1)

Leonhardt, Brian - TE

- Signed as FA (4/29)
- Waived (8/31)
- Signed to Practice Squad (9/2)

Lumpkin, Ricky - DT

- Signed to Practice Squad (11/20)
- Signed to Active Roster (12/14)

Mady, Lamar - G

- Signed as FA (4/29)
- Waived (8/31)
- Signed to Practice Squad (9/2)
- Signed to Active Roster (9/23)

Maiava, Kaluka - LB

- Signed as UFA (Cle.) (3/13)
- Placed on Reserve/Injured (12/7)

Mastrud, Jeron - TE

- Signed as FA (5/13)

McCants, Matt - T

- Signed to Practice Squad (9/2)
- Signed to Active Roster (9/7)

McClain, Antoine - G

- Claimed via waivers (9/1)
- Waived (10/5)

McClain, Rolando - LB

- Waived (4/5)

McCoy, Chris - DE

- Signed to Practice Squad (11/13)

McFadden, Marshall - LB

- Signed to Practice Squad (9/2)
- Signed to Active Roster (12/7)

McGloin, Matt - QB

- Signed as FA (5/16)

McGuffie, Sam - WR

- Signed as FA (4/29)
- Waived (8/25)

Medlock, Justin - K

- Signed as FA (8/27)
- Waived (8/31)

Muir, Daniel - DT

- Signed to Active Roster (10/9)

Murray, Latavius - RB

- Placed on Reserve/Injured (8/27)

Nelms, Cory - DB

- Waived (8/25)

Owusu-Ansah, Akwasi - DB

- Signed as reserve/future free agent (1/2)
- Waived (5/13)

Padron, Kyle - QB

- Signed as FA (4/29)
- Waived (5/22)

Palmer, Carson - QB

- Traded (Ari.) (4/2)

Parsons, Alex - G/C

- Re-signed/exclusive rights (4/15)
- Waived/Injured (8/26)
- Reserve/Injured (8/27)
- Waived (8/28)

Pashos, Tony - T

- Signed as FA (9/2)

Porter, Tracy - CB

- Signed as UFA (Den.) (4/3)

Roach, Nick - LB

- Signed as UFA (Chi.) (3/15)

Robinson, Ryan - DE

- Signed as FA (5/13)

Robiskie, Andrew

- Signed as FA (5/13)
- Waived (8/25)

Ross, Brandian - DB

- Re-signed/exclusive rights (4/15)

Sanford, Brian - DL

- Claimed via waivers (9/1)
- Waived (10/26)
- Signed to Active Roster (10/30)
- Waived (11/9)
- Signed to Active Roster (11/13)
- Waived (11/16)
- Signed to Active Roster (11/20)
- Waived (12/7)

Session, Travionte - WR

- Signed as reserve/future free agent (1/2)
- Waived (8/25)

Shuler, Mickey - TE

- Signed as reserve/future free agent (1/2)
- Waived (5/13)

Sims, Pat - DT

- Signed as UFA (Cin.) (3/13)

Slowey, Jason - OL

- Signed as reserve/future free agent (1/2)
- Waived (4/8)

Smith, Reggie - S

- Signed as FA (4/11)
- Released (8/31)

Smith, Willie - T

- Waived/Injured (8/31)
- Reserve/Injured (9/1)
- Waived (9/26)

Steiner, Adam - LS

- Signed as FA (4/29)
- Waived (5/13)

Stewart, Jeremy - RB

- Re-signed/exclusive rights (4/15)

Taufa'asau, Kurt - DT

- Signed as FA (4/29)
- Waived (8/31)

Thomas, Chase - LB

- Claimed via waivers (8/20)
- Waived (8/31)



2013 TRANSACTIONS



Tollefson, David - DE

- Released (3/12)

Veldheer, Jared - T

- Placed on Reserve/Injured - Designated for Return (9/7)
- Activated from Reserve/Injured - Designated for Return (11/27)

Vernon, Conner - WR

- Signed as FA (4/29)
- Waived (8/31)

Wade, Myles - DT

- Signed as FA (7/31)
- Waived (8/25)

Walker, Vance - DT

- Signed as UFA (Atl.) (3/18)

Wetzel, John - T

- Signed as FA (4/29)
- Reserve/Injured (8/21)
- Waived/Injured (8/24)

White, Mitchell - CB

- Signed as FA (5/13)
- Waived (8/27)

Williams, Deonte - RB

- Signed as FA (4/29)
- Waived (8/31)

Williams, Isaiah - WR

- Signed as reserve/future free agent (1/4)
- Waived (8/25)

Wilson, Martez - LB

- Claimed via waivers (10/23)
- Waived (11/19)

Wilson, Tyler - QB

- Waived (9/1)
- Signed to Practice Squad (9/2)
- Signed to Active Roster (11/16)
- Waived (11/27)
- Signed to Practice Squad (11/29)

Winn, George - RB

- Signed to Practice Squad (10/2)
- Released (10/15)

Young, Usama - S

- Signed as FA
- Placed on Reserve/Injured (12/7)

[illegible]



TEAM STATS - RAIDERS



	9/8 at Ind.	9/15 vs. Jac.	9/23 at Den.	9/29 vs. Was.	10/6 vs. SD	10/13 at KC	10/27 vs. Pit.	11/3 vs. Phi.	11/10 at NYG	11/17 at Hou.	11/24 vs. Ten.	11/28 at Dal.	12/8 at NYJ	12/15 vs. KC	12/22 at SD	12/29 vs. Den.	Totals
<i>Score by Qtr.</i>																	
1st Qtr.	0	7	0	14	14	0	14	3	10	14	3	7	0	3			89
2nd Qtr.	7	3	7	0	3	7	7	10	7	0	6	14	3	14			88
3rd Qtr.	3	3	7	0	7	0	0	0	3	14	3	0	14	14			68
4th Qtr.	7	6	7	0	3	0	0	7	0	0	7	3	10	0			50
OT	0	0	0	0	0	0	0	0	0	0	0	0	0	0			0
<i>First Downs</i>																	
Total	20	16	13	14	17	18	13	29	12	12	19	16	19	26			244
Rush	9	7	2	3	5	5	8	12	8	4	4	4	5	8			84
Pass	10	6	11	11	11	13	5	15	4	8	14	12	13	12			145
Penalties	1	3	0	0	1	0	0	2	0	0	1	0	1	6			15
<i>Third Downs</i>																	
Conversions	7	4	5	5	4	4	5	6	2	5	3	7	5	7			69
Attempts	13	14	12	17	12	15	14	18	12	18	10	13	15	14			197
<i>Fourth Downs</i>																	
Conversions	1	0	0	1	0	1	0	0	0	0	0	0	2	1			6
Attempts	1	0	1	2	0	1	0	1	0	0	0	0	2	1			9
<i>Total Offense</i>																	
Plays	63	61	51	65	55	71	59	92	55	65	55	55	65	74			886
Yards	372	340	342	298	299	274	279	560	213	341	353	305	383	461			4820
Average	5.9	5.6	6.7	4.6	5.4	3.9	4.7	6.1	3.9	5.2	6.4	5.5	5.9	6.2			5.4
<i>Net Rushing</i>																	
Attempts	33	34	17	26	28	27	38	33	25	31	23	25	26	33			399
Yards	171	226	49	104	104	125	197	210	107	165	93	50	150	130			1881
Touchdowns	1	1	1	0	0	0	3	2	1	1	0	2	1	2			15
<i>Net Passing</i>																	
Attempts	29	24	31	21	18	18	19	56	26	32	32	30	36	41			413
Completions	19	15	21	32	23	34	10	29	11	18	19	18	20	20			289
Yards	201	114	316	194	221	216	88	350	107	197	260	255	265	331			3115
Touchdowns	1	0	2	1	2	1	0	0	0	3	1	0	2	2			15
Interceptions	2	0	0	1	0	3	2	2	1	0	1	1	1	5			19
Sacked	1	3	3	7	4	10	2	3	4	2	0	0	3	0			42
<i>Punts</i>																	
Number	2	4	6	7	6	8	8	7	6	11	2	5	3	1			76
Gross Average	50.5	48	52.5	48.5	49.5	51.8	46.5	45	50.8	49.1	47.5	53	42.5	48			47.5
Net Average	29	41.8	43.5	40.5	42.7	45.3	38.1	36.6	37.3	37.7	47.5	43.6	21.7	39			39.5
<i>Penalties</i>																	
Number	8	5	8	4	8	11	6	8	8	8	4	10	4	10			102
Yards	51	30	77	25	85	68	39	70	65	77	50	71	31	90			829
<i>Fumbles</i>																	
Number	0	1	0	2	0	0	2	2	1	1	2	1	2	2			16
Lost	0	1	0	1	0	0	1	0	1	0	1	1	0	2			8
<i>Two-Point Conv.</i>																	
Conversions	0	0	0	0	0	0	0	0	0	0	0	0	0	0			0
Attempts	0	0	0	0	0	0	0	0	0	0	0	0	0	0			0
Time of Possession	32:47	31:48	24:36	32:22	29:05	34:00	30:01	37:54	27:58	31:31	24:12	27:41	30:34	34:07			30:37



TEAM STATS - OPPONENTS



	9/8 at Ind.	9/15 vs. Jac.	9/23 at Den.	9/29 vs. Was.	10/6 vs. SD	10/13 at KC	10/27 vs. Pit.	11/3 vs. Phi.	11/10 at NYG	11/17 at Hou.	11/24 vs. Ten.	11/28 at Dal.	12/8 at NYJ	12/15 vs. KC	12/22 at SD	12/29 vs. Den.	Totals
<i>Score by Qtr.</i>																	
1st Qtr.	7	0	10	0	0	0	0	7	7	0	3	7	10	21			72
2nd Qtr.	7	3	17	10	0	7	3	21	7	17	3	7	10	14			126
3rd Qtr.	0	0	3	7	3	7	0	21	7	0	7	7	10	14			86
4th Qtr.	7	6	7	7	14	10	15	0	3	6	10	10	7	7			109
OT	0	0	0	0	0	0	0	0	0	0	0	0	0	0			0
<i>First Downs</i>																	
Total	18	15	31	15	27	16	20	21	19	14	22	23	18	19			278
Rush	7	3	9	5	3	7	5	6	9	3	4	10	8	5			84
Pass	9	12	20	10	21	7	13	15	8	10	16	10	9	12			172
Penalties	2	0	2	0	3	2	2	0	2	1	2	3	1	2			22
<i>Third Downs</i>																	
Conversions	6	7	5	5	4	4	4	4	7	2	10	7	7	4			76
Attempts	10	17	9	16	11	14	15	10	14	16	18	13	13	9			185
<i>Fourth Downs</i>																	
Conversions	0	1	0	0	0	0	0	0	0	0	0	0	0	1			2
Attempts	1	1	0	1	1	0	0	0	0	1	0	0	0	1			6
<i>Total Offense</i>																	
Plays	53	62	73	64	70	61	69	57	63	72	73	64	58	51			890
Yards	274	248	536	339	427	216	276	542	251	394	426	352	352	384			5017
Average	5.2	4	7.3	5.3	6	3.5	4	9.5	4	5.5	5.8	5.5	6.1	7.5			5.6
<i>Net Rushing</i>																	
Attempts	26	19	35	32	19	27	19	24	38	21	29	30	32	24			375
Yards	127	34	164	122	36	111	35	128	133	90	114	144	143	78			1459
Touchdowns	1	0	1	1	0	2	1	0	1	0	0	3	2	2			14
<i>Net Passing</i>																	
Attempts	23	38	37	31	36	31	45	31	22	49	42	32	25	25			467
Completions	18	25	32	18	49	14	29	24	12	25	30	23	16	20			335
Yards	178	214	374	227	391	128	275	414	118	304	312	225	219	318			3697
Touchdowns	2	1	3	1	2	0	1	7	1	1	2	1	1	5			28
Interceptions	0	0	0	0	3	0	2	0	1	1	0	0	1	0			8
Sacked	4	5	1	1	2	3	5	2	3	2	2	2	1	2			35
<i>Punts</i>																	
Number	3	8	1	8	2	8	7	6	4	9	4	5	2	4			71
Gross Average	39	43.6	37	40	38.5	49	42.7	43.2	30.3	49.1	40.8	47.6	42.5	49.5			42.5
Net Average	37.3	39.5	37	32	38.5	42.3	35	43.2	30.5	41.3	29	39.2	32.5	43			37.7
<i>Penalties</i>																	
Number	3	10	5	3	5	4	3	7	1	9	10	6	4	8			78
Yards	31	70	40	29	30	20	12	52	5	50	100	40	36	91			606
<i>Fumbles</i>																	
Number	0	0	3	1	2	3	0	0	3	3	3	3	1	1			23
Lost	0	0	2	1	2	1	0	0	2	1	0	1	0	1			11
<i>Two-Point Conv.</i>																	
Conversions	0	0	0	0	0	0	1	0	0	0	0	0	0	0			1
Attempts	0	1	0	0	0	0	1	0	0	0	0	0	0	0			2
Time of Possession	27:13	28:12	35:24	27:38	30:55	26:00	29:59	22:06	32:02	28:29	35:48	32:19	29:26	25:53			29:23



SUPPLEMENTAL STATS



LONGEST PLAYS FROM SCRIMMAGE

Raiders			Opponents		
<u>Yards</u>	<u>Date, Opp.</u>	<u>Play</u>	<u>Yards</u>	<u>Date, Opp.</u>	<u>Play</u>
93	10/27 vs. Pit.	T. Pryor run (TD)	71	12/15 vs. KC	A. Smith pass to J. Charles (TD)
80	11/17 at Hou.	R. Jennings run (TD)	66	11/3 vs. Phi.	N. Foles pass to R. Cooper (TD)
73	09/23 at Den.	T. Pryor pass to D. Moore	59	11/3 vs. Phi.	N. Foles pass to D. Jackson
66	11/3 vs. Phi.	T. Pryor pass to R. Streater	54	11/24 vs. Ten.	R. Fitzpatrick pass to J. Hunter (TD)
63	12/8 at NYJ.	M. Reece 63-yard run (TD)	49	12/15 vs. KC	A. Smith pass to J. Charles (TD)
52	12/15 vs. KC	M. McGloin pass to T. Jones	46	11/3 vs. Phi.	N. Foles pass to D. Jackson (TD)
45	12/15 vs. KC	M. McGloin pass to M. Reece	46	11/24 vs. Ten.	R. Fitzpatrick pass K. Wright
48	12/8 at NYJ.	M. McGloin pass to R. Streater (TD)	45	11/28 at Dal.	L. Dunbar run
44	10/6 vs. SD.	T. Pryor pass to R. Streater	42	11/3 vs. Phi.	N. Foles pass R. Cooper
41	09/08 at Ind.	T. Pryor pass to J. Mastrud	42	11/17 at Hou.	C. Keenum pass to G. Graham (TD)
Number of 20-plus-yard plays: 62			Number of 20-plus-yard plays: 57		
Number of 40-plus-yard plays: 11			Number of 40-plus-yard plays: 10		

DEFENSIVE FUMBLE STATISTICS

Forced Fumbles (17)

<u>Number</u>	<u>Player</u>
4	N. Roach - 9/29 vs. Was.; 11/24 vs. Ten.; 11/28 at Dal.; 12/8 at NYJ.
3	Ke. Burnett - 9/23 at Den.; 10/6 vs. SD.; 11/17 at Hou.
3	C. Woodson - 10/13 at KC.; 11/17 at Hou (2.0)
2	L. Houston - 9/23 at Den.; 11/10 at NYG.
1	B. Ross - 10/13 at KC.
1	D. Hayden - 10/13 at KC.
1	S. Moore - 11/10 at NYG.
1	M. Jenkins - 11/28 at Dal.
1	J. Hunter - 12/15 vs. KC

Fumble Recoveries (8)

<u>Number</u>	<u>Player</u>
2	C. Woodson - 10/6 vs. SD.; 10/13 at KC.
1	M. Jenkins - 9/23 at Den.
1	J. Hunter - 9/23 at Den.
1	T. Porter - 9/29 vs. Was.
1	U. Young - 10/6 vs. SD
1	L. Houston - 11/10 at NYG.
1	P. Adams - 11/17 at Hou.
1	S. McGee - 12/15 vs. KC

QUARTERBACK PRESSURES

QB Hurries (135)

<u>Number</u>	<u>Player</u>
22	N. Roach
23	L. Houston
17	V. Walker
17	Ke. Burnett
11	Pat Sims
7	S. Moore
7	J. Hunter
5	U. Young
5	B. Ross
4	S. McGee
3	C. Woodson
3	T. Porter
3	R. Robinson
3	D. Muir
2	J. Crawford
1	M. Jenkins
1	B. Sanford
1	M. Burris

QB Hits (95)

<u>Number</u>	<u>Player</u>
22	L. Houston
9	V. Walker
9	S. Moore
8	Ke. Burnett
7	J. Hunter
7	Pat Sims
5	D. Muir
5	S. McGee
4	U. Young
4	N. Roach
2	B. Ross
2	C. Woodson
2	T. Porter
2	J. Crawford
1	Ka. Burnett
1	M. Jenkins
1	T. Branch
1	C. Bilukidi
1	B. Sanford



SUPPLEMENTAL STATS



TACKLES FOR LOSS (74)

Number	Player
9	Ke. Burnett - 9/29 vs. Was.; 10/6 vs. SD.; 11/3 (3.0) vs. Phi.; 11/10 at NYG.; 11/17 at Hou.; 11/28 at Dal.; 12/15 vs. KC
9	L. Houston - 9/8 at Ind.; 9/15 vs. Jac.; 10/6 (2.0) vs SD.; 10/27 (2.0) vs. Pit.; 11/3 vs. Phi.; 11/10 at NYG.; 11/17 at Hou.
8	N. Roach - 9/8 at Ind.; 9/23 at Den.; 10/6 vs. SD.; 10/13 at KC.; 11/3 vs. Phi.; 11/24 vs. Ten.; 11/28 at Dal.; 12/8 at NYJ.
7	S. Moore - 9/15 vs. Jac.; 10/13 at KC.; 10/27 (2.0) vs. Pit.; 11/10 at NYG.; 11/17 at Hou.; 12/8 at NYJ.
6	P. Sims - 9/15 vs. Jac.; 10/27 vs. Pit.; 11/17 at Hou.; 11/28 at Dal.; 12/8 at NYJ.; 12/15 vs. KC
6	V. Walker - 9/29 vs. Was.; 10/13 at KC.; 10/27 (2.0) vs. Pit.; 11/10 (2.0) at NYG.
5	T. Porter - 9/8 at Ind.; 9/29 vs. Was.; 10/13 at KC.; 11/3 vs. Phi.; 11/28 at Dal.
5	M. Jenkins - 10/27 vs. Pit.; 11/17 (2.0) at Hou.; 11/24 vs. Ten.; 11/28 at Dal.
4	J. Hunter - 9/8 at Ind.; 9/15 vs. Jac.; 9/23 at Den.; 11/17 at Hou.
3	C. Woodson - 9/29 vs. Was.; 10/27 vs. Pit.; 12/15 vs. KC.
3	B. Sanford - 9/15 vs. Jac. (2.0); 9/29 vs. Was.
2	U. Young - 9/15 vs. Jac.; 11/10 at NYG.
2	D. Muir - 10/27 vs. Pit.; 11/10 at NYG.
1	C. Bilukidi - 9/15 vs. Jac.
1	T. Branch - 9/8 at Ind.
1	S. McGee - 10/27 vs. Pit.
1	J. Crawford - 11/3 vs. Phi
1	B. Ross - 12/8 at NYJ.

ONSIDE KICKS

Raiders Kicks (0/1)

Failed: 11/28 at Dal. (J. Heath)
Failed: 12/8 at NYJ (N. Bellore)

Opponents Kicks (0/1)

Failed: 10/27 vs. Pit. (R. Jennings)

BLOCKED KICKS

Raiders Blocks (3)

(Punt) R. Jennings, 9/29 vs. Was. (S. Rocca) - TD (J. Stewart)
(Field Goal) T. Porter, 10/6 vs. SD (M. Scifres)
J. Stewart, 11/24 vs. Ten. (B. Kern)

Opponents Blocks (2)

D. Moore, 11/10 at NYG. (M. King) - TD (C. Taylor)
A. Allen 12/8 at NYJ (M. King) - TD (A. Allen)

LONGEST RETURNS

Raiders				Opponents			
Type	Yards	Date, Opp.	Player	Type	Yards	Date, Opp.	Player
Kickoff	41	11/10 at NYG	T. Jones	Punt	87	11/17 at Hou.	K. Martin (TD)
Kickoff	31	11/24 vs. Ten.	T. Jones	Kickoff	50	12/15 vs. KC.	K. Dumps
Punt	30	9/15 vs. Jac.	P. Adams	Punt	46	12/8 at NYJ.	R. Quigley
Kickoff	29	12/15 vs. KC.	T. Jones	Punt	44	10/27 vs. Pit	A. Brown
Punt	29	11/17 at Hou.	T. Jones	Kickoff	41	11/3 vs. Phi.	B. Boykin
Kickoff	28	9/23 at Den.	J.Ford	Kickoff	36	11/17 at Hou.	K. Martin
Kickoff	28	11/24 vs. Ten.	J. Stewart	Punt	32	11/3 vs. Phi.	D. Jackson
Kickoff	27	12/8 at NYJ.	T. Jones	Kickoff	32	9/15 vs. Jac.	S. Burton
Kickoff	27	9/8 at Ind.	J.Ford	Punt	23	9/8 at Ind.	T. Hilton
Kickoff	27	11/28 at Dal.	T. Jones	Punt	32	11/28 at Dal.	T. Williams

Number of 20-plus-yard returns: 16
Number of 40-plus-yard returns: 1

Number of 20-plus-yard returns: 14
Number of 40-plus-yard returns: 5



SUPPLEMENTAL STATS



RAIDERS SCORING DRIVES

Date	Opp.	Plays	Yards	Time	Result	Qtr	Scoring play	QB
9/8	at Ind.	11	85	5:54	TD	2	D. McFadden 1-yard run	T. Pryor
9/8	at Ind.	10	60	4:41	FG	3	S. Janikowski 38-yard FG	T. Pryor
9/8	at Ind.	11	49	5:41	TD	4	T. Pryor 5-yard pass to D. Moore	T. Pryor
9/15	vs. Jac.	5	38	2:45	TD	1	M. Reece 11-yard run	T. Pryor
9/15	vs. Jac.	10	44	2:47	FG	2	S. Janikowski 46-yard FG	T. Pryor
9/15	vs. Jac.	12	69	5:42	FG	3	S. Janikowski 30-yard FG	T. Pryor
9/15	vs. Jac.	7	43	3:56	FG	4	S. Janikowski 29-yard FG	T. Pryor
9/15	vs. Jac.	10	52	6:23	FG	4	S. Janikowski 29-yard FG	T. Pryor
9/23	at Den.	3	80	1:30	TD	2	T. Pryor 73-yard pass to D. Moore	T. Pryor
9/23	at Den.	6	70	2:26	TD	3	D. McFadden 16-yard pass to M. Reece	T. Pryor
9/23	at Den.	4	20	1:04	TD	4	D. McFadden 1-yard run	M. Flynn
9/29	vs. Was.	10	81	5:21	TD	1	M. Flynn 18-yard pass to M. Rivera	M. Flynn
10/6	vs. SD.	1	44	0:08	TD	1	T. Pryor 44-yard pass to R. Streater	T. Pryor
10/6	vs. SD.	13	88	8:08	TD	1	T. Pryor 2-yard pass to D. Moore	T. Pryor
10/6	vs. SD.	4	8	1:34	FG	2	S. Janikowski 47-yard FG	T. Pryor
10/6	vs. SD.	9	58	5:53	FG	4	S. Janikowski 50-yard FG	T. Pryor
10/13	at KC.	6	78	3:16	TD	2	T. Pryor 39-yard pass to D. Moore	T. Pryor
10/27	vs. Pit.	1	93	0:19	TD	1	T. Pryor 93-yard run	T. Pryor
10/27	vs. Pit.	5	26	2:36	TD	1	D. McFadden 7-yard run	T. Pryor
10/27	vs. Pit.	11	72	6:05	TD	2	D. McFadden 4-yard run	T. Pryor
11/3	vs. Phi.	7	74	5:44	FG	1	S. Janikowski 24-yard FG	T. Pryor
11/3	vs. Phi.	6	80	3:43	TD	2	R. Jennings 8-yard run	T. Pryor
11/3	vs. Phi.	9	40	0:56	FG	2	S. Janikowski 53-yard FG	T. Pryor
11/3	vs. Phi.	10	71	2:30	TD	4	J. Stewart 2-yard run	M. McGloin
11/10	at NYG.	2	5	0:45	TD	1	T. Pryor 1-yard run	T. Pryor
11/10	at NYG.	4	6	1:09	FG	1	S. Janikowski 33-yard FG	T. Pryor
11/10	at NYG.	14	74	8:04	FG	3	S. Janikowski 24-yard FG	T. Pryor
11/17	at Hou.	6	21	3:54	TD	1	M. McGloin 5-yard pass to D. Moore	M. McGloin
11/17	at Hou.	1	16	0:05	TD	1	M. McGloin 16-yard pass to R. Streater	M. McGloin
11/17	at Hou.	5	83	2:21	TD	3	M. McGloin 26-yard pass to M. Rivera	M. McGloin
11/17	at Hou.	1	80	0:13	TD	3	R. Jennings 80-yard run	M. McGloin
11/24	vs. Ten.	10	46	4:05	FG	1	S. Janikowski 52-yard FG	M. McGloin
11/24	vs. Ten.	6	21	2:27	FG	2	S. Janikowski 48-yard FG	M. McGloin
11/24	vs. Ten.	10	71	2:05	FG	2	S. Janikowski 24-yard FG	M. McGloin
11/24	vs. Ten.	9	50	4:24	FG	3	S. Janikowski 42-yard FG	M. McGloin
11/24	vs. Ten.	5	75	2:42	TD	4	M. McGloin 27-yard pass to M. Reece	M. McGloin
11/28	at Dal.	12	79	5:30	TD	2	R. Jennings 1-yard run	M. McGloin
11/28	at Dal.	12	50	7:46	TD	2	R. Jennings 1-yard run	M. McGloin
11/28	at Dal.	7	53	1:21	FG	4	S. Janikowski 45-yard FG	M. McGloin
12/8	at NYJ.	14	58	5:46	FG	2	S. Janikowski 41-yard FG	T. Pryor
12/8	at NYJ.	2	79	1:02	TD	3	M. Reece 63-yard run	M. McGloin
12/8	at NYJ.	6	72	2:57	TD	3	M. McGloin 48-yard pass to R. Streater	M. McGloin
12/8	at NYJ.	9	52	4:26	FG	4	S. Janikowski 40-yard FG	M. McGloin
12/8	at NYJ.	16	78	6:34	TD	4	M. McGloin 1-yard pass to M. Rivera	M. McGloin
12/15	vs. KC.	8	65	3:33	FG	1	S. Janikowski 34-yard FG	M. McGloin
12/15	vs. KC.	11	82	5:27	TD	2	R. Jennings 1-yard run	M. McGloin
12/15	vs. KC.	8	80	2:42	TD	2	R. Jennings 1-yard run	M. McGloin
12/15	vs. KC.	5	74	2:59	TD	3	M. McGloin 6-yard pass to A. Holmes	M. McGloin
12/15	vs. KC.	10	86	5:19	TD	3	M. McGloin 14-yard pass to M. Rivera	M. McGloin

LENGTH OF SCORING DRIVES

Length (minus)	Raiders		Opponents	
	TD	FG	TD	FG
0-9	3	2	2	2
10-19			3	1
20-29	3	1	3	1
30-39			1	1
40-49	2	4	3	4
50-59	1	6	3	4
60-69		2	6	
70-79	10	3	3	5
80-89	10		13	2
90-99	1		2	1
Totals	30	18	39	21



SUPPLEMENTAL STATS



RED ZONE EFFICIENCY

	<u>Raiders</u>	<u>Opponents</u>
Red zone trips	34	47
Total scores	27	34
Touchdowns	20	25
Field goals/attempts	6/7	8/8
Touchdown percentage	.588	.532
Scoring percentage	.794	.723
Turnovers	0	0
Downs	0	2
Missed field goals	2	2
Time ran out	0	1
Ended not trying to score	0	0
Scores from outside 20	4	1
Touchdowns	2	1
Field goals	2	0

TWO-POINT CONVERSIONS

Raiders (0-0):

Opponents (1-2): C. Henne pass to S. Burton, 9:15 vs. Jac. (failed), E. Sanders rush (converted)

REPLAY CHALLENGES

Dennis Allen (0/2)

<u>Date</u>	<u>Opp</u>	<u>Initial ruling</u>	<u>Final ruling</u>
10/27	Pittsburgh	Z. Mesko punts to OAK 1, downed by R. Golden	Upheld; ball did not cross goaline for touchback
11/17	Houston	M. McGloin pass to A. Holmes, incomplete	Upheld; incomplete pass

Opponents (3/5)

<u>Date</u>	<u>Opp</u>	<u>Initial ruling</u>	<u>Final ruling</u>
9/15	Jacksonville	D. McFadden run down by contact	Reversed, fumble
9/23	Denver	T. Pryor sacked and down by contact	Upheld
10/27	Pittsburgh	B. Roethlisberger pass incomplete to H. Miller	Reversed, complete
10/27	Pittsburgh	Z. Mesko punt downed by A. Blake at OAK 28	Upheld; ruled Raiders did not make contact with ball
12/15	Kansas City	T. Jones fumble down by contact at OAK 28	Reversed, fumble

Replay Assistant (3/5)

Last two minutes of half and overtime, scoring plays and turnovers

<u>Date</u>	<u>Opp</u>	<u>Initial ruling</u>	<u>Final ruling</u>
10/6	San Diego	P. Rivers pass to K. Allen 11-yard touchdown	Reversed, incomplete
10/27	Pittsburgh	B. Roethlisberger pass to H. Miller 11-yard touchdown	Reversed, incomplete
11/10	NY Giants	T. Thomas intercepts T. Pryor 65-yard return	Upheld, ruled down by contact
11/28	Dallas	G. Jenkins 23-yard fumble recovery touchdown	Upheld, ball was fumbled
11/28	Dallas	M. McGloin pass to A. Holmes 16-yard touchdown	Reversed, ruled down at 1

POINTS OFF TURNOVERS

	<u>Oakland</u>	<u>Opponents</u>
Points off turnovers	66	85
Touchdowns	9	11
Field goals	1	3



SUPPLEMENTAL STATS



TAKEAWAY ANALYSIS

	Raiders Takeaways			Opponent Takeaways			Diff
	Int	Fum	Tot	Int	Fum	Tot	
9/8 at Ind.	0	0	0	2	0	2	-2
9/15 vs. Jac.	0	0	0	0	1	1	-1
9/23 at Den.	0	2	2	0	0	0	2
9/29 vs. Was.	0	1	1	1	1	2	-1
10/6 vs. SD	3	2	5	0	0	0	5
10/13 at KC	0	1	1	3	0	0	-2
10/27 vs. Pit.	2	0	2	2	1	3	-3
11/3 vs. Phi.	0	0	0	2	0	2	-5
11/10 at NYG	1	1	2	1	1	2	0
11/17 at Hou.	1	1	2	0	0	0	2
11/24 vs. Ten.	0	0	0	1	1	2	2
11/28 at Dal.	0	1	1	1	1	2	1
12/8 at NYJ	1	0	1	1	0	1	0
12/15 vs. KC	5	2	7	0	1	1	-7
12/22 at SD							
12/29 vs. Den.							
Season Totals	13	11	24	14	7	21	-9

TAKEAWAY SUMMARY

9/8 at Ind.	None
9/15 vs. Jac.	None
9/23 at Den.	J. Hunter fumble recovery, L. Houston fumble recovery
9/29 vs. Was.	Ke. Burnett fumble recovery
10/6 vs. SD	U. Young interception, C. Chekwa FR, C. Woodson FR, DJ Hayden interception, C. Woodson interception
10/13 at KC	C. Woodson fumble recovery
10/27 vs. Pit.	M. Jenkins interception, T. Porter interception
11/3 vs. Phi.	None
11/10 at NYG	L. Houston fumble recovery, T. Porter interception (TD)
11/17 at Hou.	P. Adams fumble recovery, N. Roach interception
11/24 vs. Ten.	None
11/28 at Dal.	G. Jenkins fumble recovery (TD)
12/8 at NYJ	Ke. Burnett Interception
12/15 vs. KC	S. McGee fumble recovery
12/22 at SD	
12/29 vs. Den.	

GIVEAWAY SUMMARY

9/8 at Ind.	T. Pryor Interception (2)
9/15 vs. Jac.	D. McFadden Fumble
9/23 at Den.	None
9/29 vs. Was.	M. Flynn Interception (1), M. Flynn Fumble (1)
10/6 vs. SD	None
10/13 at KC	T. Pryor Interception (3)
10/27 vs. Pit.	T. Pryor Interception (2), J. Ford (1)
11/3 vs. Phi.	T. Pryor Interception (2)
11/10 at NYG	T. Pryor Interception (1), T. Pryor Fumble
11/17 at Hou.	None
11/24 vs. Ten.	M. McGloin Interception (1), R. Streater Fumble (1)
11/28 at Dal.	M. McGloin Interception (1), S. Wisniewski Fumble (1)
12/8 at NYJ	M. McGloin Interception (1)
12/15 vs. KC	M. McGloin Interception (4), T. Pryor Interception (1), M. McGloin Fumble (1), T. Jones Fumble (1)
12/22 at SD	
12/29 vs. Den.	



SUPPLEMENTAL STATS



RECORD BREAKDOWN

Raiders when...

+4 or more turnover margin	1-0
+3 turnover margin	0-0
+2 turnover margin	1-1
+1 turnover margin	0-0
Even turnover margin	0-2
-1 turnover margin	2-2
-2 turnover margin	0-4
-3 turnover margin	0-0
-4 or more turnover margin	0-1
Recording 0 takeaways	0-2
Recording 1 takeaway	0-5
Recording 2 takeaways	2-1
Recording 3 takeaways	0-0
Recording 4 takeaways	0-0
Recording 5-plus takeaways	0-0
Recording 0 giveaways	1-0
Recording 1 giveaway	0-1
Recording 2 giveaways	0-4
Recording 3 giveaways	1-0
Recording 4 giveaways	0-0
Recording 5-plus giveaways	0-1
Intercepting 0 passes	0-5
Intercepting 1 pass	1-3
Intercepting 2 passes	1-0
Intercepting 3 passes	1-0
Intercepting 4-plus passes	0-0
Throwing 0 interceptions	1-0
Throwing 1 interception	0-4
Throwing 2 interceptions	1-2
Throwing 3 interceptions	0-1
Throwing 4-plus interceptions	0-1
Recovering 0 fumbles	1-3
Recovering 1 fumble	1-5
Recovering 2 fumbles	1-1
Recovering 3-plus fumbles	0-0
Losing 0 fumbles	1-2
Losing 1 fumble	1-4
Losing 2 fumbles	0-1
Losing 3-plus fumbles	0-0



UPDATED BIOS - DEFENSE



Phillip Adams

28

CORNERBACK | SOUTH CAROLINA STATE

HT. 5-11 WT. 195
Born: 7/20/88
Acquired: W-'12 (Sea.)

Fourth NFL season
Second Raiders Season
High School: Rock Hill (Rock Hill, S.C.)

2013: Reserve cornerback was Raiders primary punt returner early in the season...(9/8) **at Ind.:** Saw action on special teams, returning one punt for five yards...(9/15) **vs. Jac.:** Returned three punts for 33 yards...Brought back a first-quarter punt 30 yards to the Jacksonville 38-yard line, setting up a Raiders touchdown drive...Saw time at cornerback in the second half...(9/23) **at Den.:** Replaced an injured Tracy Porter at CB in the second half...(9/29) **vs. Was.:** Returned one punt for nine yards and totaled two fair catches...(10/6) **vs. SD:** Had two fair catches on punt return duty...(10/13) **at KC:** Returned three punts for 12 yards...(10/27) **vs. Pit.:** Saw limited reserve duty at CB...(11/3) **vs. Phi.:** Played at CB, posting first solo tackle of the season...Also credited with a special teams stop...(11/10) **at NYG:** Saw significant action at CB in nickel situations in place of an injured DJ Hayden...Notched one solo tackle...Recovered a first-quarter fumble at the Giants' 21-yard line, setting up a Raiders field goal...(11/17) **at Hou.:** Recovered a fumble on the game's opening drive and scampered 26 yards to the Texans' 16-yard line, setting up the Raiders' first touchdown...Recorded three tackles (one) and was credited with first pass defended of the season...(11/24) **vs. Ten.:** Played significant snaps at CB, posting five tackles (four)...(11/28) **at Dal.:** Had increased action at CB due to injuries to both Mike Jenkins and Tracy Porter...Set a career high with eight tackles (seven)...(12/8) **at NYJ:** Notched one solo tackle...(12/15) **vs. KC:** Made first start of the season as Raiders opened up in a nickel package...Recorded one solo tackle and was credited with a season-high two passes defended...Also notched a special teams tackle on kickoff coverage.

Phillip Adams 2013 Game-by-Game Statistics

Date	Opp	GP	GS	Tot	So	As	Sk	Yd	Int	Yd	Lg	TD	PD	FF	FR
09/8	at Ind.	1	0	0	0	0	0	0	0	0	0	0	0	0	0
09/15	Jac.	1	0	0	0	0	0	0	0	0	0	0	0	0	0
09/23	at Den.	1	0	0	0	0	0	0	0	0	0	0	0	0	0
09/29	Was.	1	0	0	0	0	0	0	0	0	0	0	0	0	0
10/6	SD	1	0	0	0	0	0	0	0	0	0	0	0	0	0
10/13	at KC	1	0	0	0	0	0	0	0	0	0	0	0	0	0
10/27	Pit.	1	0	0	0	0	0	0	0	0	0	0	0	0	0
11/03	Phi.	1	0	1	1	0	0	0	0	0	0	0	0	0	0
11/10	at NYG	1	0	1	1	0	0	0	0	0	0	0	0	0	1
11/17	at Hou.	1	0	3	1	2	0	0	0	0	0	0	1	0	1
11/24	Ten.	1	0	5	4	1	0	0	0	0	0	0	1	0	0
11/28	at Dal.	1	0	8	7	1	0	0	0	0	0	0	0	0	0
12/08	at NYJ	1	0	1	1	0	0	0	0	0	0	0	0	0	0
12/15	KC	1	1	1	1	0	0	0	0	0	0	0	2	0	0
12/22	at SD														
12/29	Den.														
2013 TOTALS		14	1	20	16	4	0	0	0	0	0	0	4	0	2

PHILLIP ADAMS' NFL STATISTICS

Year	Team	TACKLES							INTERCEPTIONS					FUMBLES		
		GP	GS	Tot	Solo	Asst	Sk	Yds	No	Yds	Lg	TD	PD	FF	FR	Yds
2010	San Francisco	15	0	13	9	4	0	0	0	0	0	0	1	0	0	0
2011	New England	6	0	8	7	1	0	0	1	0	0	0	1	0	0	0
	Seattle	1	0	0	0	0	0	0	0	0	0	0	0	0	0	0
	11 totals	7	0	8	7	1	0	0	1	0	0	0	1	0	0	0
2012	Oakland	15	2	16	11	5	0	0	2	0	0	0	6	0	0	0
2013	Oakland	14	1	20	16	4	0	0	0	0	0	0	4	0	2	0
NFL totals (four years)		51	3	57	27	10	0	0	3	0	0	0	8	0	2	0

PUNT RETURNS						
Year	Team	No	FC	Yds	Avg	Lg
2010	San Francisco	4	0	29	7.3	16
2011	NE/Sea.	0	0	0	0	0
2012	Oakland	25	9	139	5.6	47
2013	Oakland	8	8	59	7.4	30
NFL totals (four years)		37	17	227	6.1	47



Kaelin Burnett

95

LINEBACKER | NEVADA

HT. 6-4 WT. 240

Born: 9/6/89

Acquired: FA-'12

Second NFL season

Second Raiders Season

High School: Mayfair (Lakewood, Calif.)

2013: Second-year LB is a solid special teams contributor...(9/8) **at Ind.:** Saw action on special teams...(9/15) **vs. Jac.:** Credited with an assisted tackle on special teams...(9/23) **at Den.:** Saw first action of the season at LB...(9/29) **vs. Was.:** Credited with a special teams tackle...(10/6) **vs. SD:** Assisted on a special teams stop...(10/13) **at KC:** Posted a tackle on special teams for the third straight game...(10/27) **vs. Pit.:** Assisted on one special teams tackle...(11/3) **vs. Phi.:** Played on special teams...(11/10) **at NYG:** Partially blocked a fourth-quarter punt by Steve Weatherford, giving Raiders field position at their own 33-yard line...(11/17) **at Hou.:** Combined with FB Jamize Olawale for a special teams tackle on a second-quarter punt...(11/24) **vs. Ten.:** Played on special teams...(11/28) **at Dal.:** Forced a fumble on the game's opening kickoff, stripping KR Terrance Williams for a fumble that was recovered by WR Greg Jenkins and returned for a 23-yard touchdown...Added a special teams tackle on kickoff coverage in the second quarter...Credited with two special teams stops...(12/8) **at NYJ:** Posted a special teams tackle on kickoff coverage...(12/15) **vs. KC:** Notched a second-quarter tackle on kickoff coverage.

Kaelin Burnett 2013 Game-by-Game Statistics

[illegible]**KAELIN BURNETT'S NFL STATISTICS**[illegible]



Kevin Burnett

94

LINEBACKER | TENNESSEE

HT. 6-3 WT. 230

Born: 12/24/82

Acquired: FA-'13

Ninth NFL season

First Raiders Season

High School: Dominguez (Compton, Calif.)

2013: Veteran LB is among team's most experienced players...Primarily a WLB, has also played at SLB this season...**(9/8) at Ind.:** Started season-opener at SAM LB in place of Sio Moore...Credited with seven tackles (two solo) and one pass defended...Batted away an Andrew Luck pass intended for TE Dwayne Allen over the middle in the third quarter...**(9/15) vs. Jac.:** Moved back to WILL LB and posted three tackles (two)...**(9/23) at Den.:** Led team with 10 tackles (nine)...Stripped RB Montee Ball, forcing a fourth-quarter fumble that was recovered by CB Mike Jenkins and set up a Raiders touchdown...**(9/29) vs. Was.:** Posted seven tackles (five) and recovered a fumble following a strip of Redskins TE Logan Paulsen in the third quarter...Also credited with a pass defended...**(10/6) vs. SD:** Put together an outstanding performance against his former team...Set a career high with 18 tackles (13)...Made the initial hit on RB Danny Woodhead on a fourth-and-goal play from the 1-yard line in the second quarter, halting a potential scoring drive and turning the ball over on downs...Recorded a third-quarter sack of QB Philip Rivers, dropping him for a loss of nine yards...Later in the third period, assisted on a tackle of Woodhead that resulted in a fumble, and Charles Woodson's 25-yard return for a touchdown...**(10/13) at KC:** Posted seven tackles (four)...**(10/27) vs. Pit.:** Recorded six tackles (three)...**(11/3) vs. Phi.:** Tied for the team lead with nine tackles (six)...Had three tackles for loss. Stopped RB LeSean McCoy for a loss twice on Eagles' opening drive...**(11/10) at NYG:** Posted five tackles (three), including a hit on RB Andre Brown in the backfield for a 4-yard loss in the fourth quarter...**(11/17) at Hou.:** Produced an outstanding all-around performance, helping defense seal a 28-23 victory...Had eight tackles (four), one sack, one forced fumble and several key stops on defense...Sacked QB Case Keenum on third-and-9 for a 6-yard loss, forcing a third-quarter punt...Stopped RB Dennis Johnson on third-and-1 in the first quarter, forcing a Texans punt...On decisive defensive series in the fourth quarter, stopped RB Ben Tate for a 1-yard loss to force fourth down and an eventual turnover on downs to seal the victory...**(11/24) vs. Ten.:** Led team with 11 tackles (seven) and shared a first-quarter sack of QB Ryan Fitzpatrick with LB Nick Roach...Sack came on a third-and-5 play and forced a Tennessee punt...Also credited with a pass defended on a diving effort in the end zone to prevent a Titans touchdown...**(11/28) at Dal.:** Posted seven tackles (four)...Stopped RB DeMarco Murray for a 2-yard loss in the first quarter...**(12/8) at NYJ:** Picked off a Geno Smith pass in the first quarter, making a diving grab to give the Raiders possession on the Jets' 37-yard line...Also halted RB Bilal Powell for no gain on a fourth-quarter play...Totaled nine tackles (four)...**(12/15) vs. KC:** Dropped RB Jamaal Charles for a 4-yard loss in the second quarter...Posted six tackles (five).

Kevin Burnett 2013 Game-by-Game Statistics

Date	Opp	GP	GS	Tot	So	As	Sk	Yd	Int	Yd	Lg	TD	PD	FF	FR
09/8	at Ind.	1	1	7	2	5	0	0	0	0	0	0	1	0	0
09/15	Jac.	1	1	3	2	1	0	0	0	0	0	0	0	0	0
09/23	at Den.	1	1	10	9	1	0	0	0	0	0	0	1	1	0
09/29	Was.	1	1	7	5	2	0	0	0	0	0	0	1	0	1
10/6	SD	1	1	18	13	5	1	11	0	0	0	0	0	0	0
10/13	at KC	1	1	7	4	3	0	0	0	0	0	0	0	0	0
10/27	Pit.	1	1	6	3	3	0	0	0	0	0	0	0	0	0
11/03	Phi.	1	1	9	6	3	0	0	0	0	0	0	0	0	0
11/10	at NYG	1	1	5	3	2	0	0	0	0	0	0	0	0	0
11/17	at Hou.	1	1	8	4	4	1	6	0	0	0	0	0	1	0
11/24	Ten.	1	1	11	7	4	0.5	3.5	0	0	0	0	1	0	0
11/28	at Dal.	1	1	7	4	3	0	0	0	0	0	0	0	0	0
12/08	at NYJ	1	1	9	4	5	0	0	1	0	0	0	0	0	0
12/15	KC	1	1	6	5	1	0	0	0	0	0	0	0	0	0
12/22	at SD														
12/29	Den.														
2013 TOTAL S		14	14	113	71	42	2.5	20.5	1	0	0	0	4	2	1

KEVIN BURNETT'S NFL STATISTICS[illegible]



UPDATED BIOS - DEFENSE



Miles Burris

56

LINEBACKER | SAN DIEGO STATE

HT. 6-2 WT. 240
 Born: 6/27/88
 Acquired: D4-'12

Second NFL season
 Second Raiders Season
 High School: Granite Bay (Granite Bay, Calif.)

2013: Versatile linebacker played in 16 games with 15 starts at WLB as a rookie in 2012...Placed on the Physically Unable to Perform list in training camp following off-season knee surgery...Placed on Reserve/Physically Unable to Perform on 8/27...Activated and placed on the roster on 11/20...(11/24) vs. **Ten.**: Made first appearance of the season, playing on special teams and at LB in place of an injured Kevin Burnett...Notched one solo tackle...(11/28) at **Dal.**: Assisted on one tackle on defense...(12/8) at **NYJ**: Saw limited action on defense in place of an injured Sio Moore...(12/15) vs. **KC**: Posted a special teams tackle on punt coverage.

Miles Burris 2013 Game-by-Game Statistics

Date	Opp	GP	GS	Tot	So	As	Sk	Yd	Int	Yd	Lg	TD	PD	FF	FR
09/8	at Ind.			(reserve/PUP)											
09/15	Jac.			(reserve/PUP)											
09/23	at Den.			(reserve/PUP)											
09/29	Was.			(reserve/PUP)											
10/6	SD			(reserve/PUP)											
10/13	at KC			(reserve/PUP)											
10/27	Pit.			(reserve/PUP)											
11/03	Phi.			(reserve/PUP)											
11/10	at NYG			(reserve/PUP)											
11/17	at Hou.			(reserve/PUP)											
11/24	Ten.	1	0	1	1	0	0	0	0	0	0	0	0	0	0
11/28	at Dal.	1	0	1	0	1	0	0	0	0	0	0	0	0	0
12/08	at NYJ	1	0	0	0	0	0	0	0	0	0	0	0	0	0
12/15	KC	1	0	0	0	0	0	0	0	0	0	0	0	0	0
12/22	at SD														
12/29	Den.														
2013 TOTALS		4	0	2	1	1	0	0	0	0	0	0	0	0	0

MILES BURRIS' NFL STATISTICS

Year	Team	TACKLES								INTERCEPTIONS					FUMBLES		
		GP	GS	Tot	Solo	Asst	Sk	Yds	No	Yds	Lg	TD	PD		FF	FR	Yds
2012	Oakland	16	15	138	84	54	1.5	11	1	7	7	0	3		1	0	0
2013	Oakland	4	0	2	1	1	0	0	0	0	0	0	0		0	0	0
NFL totals (2 years)		20	15	140	85	55	1.5	11	1	7	7	0	3		1	0	0



37

Rookie
High School: Crosby High School (Crosby, Texas)

[illegible]



UPDATED BIOS - DEFENSE



Chimdi Chekwa

35

CORNERBACK | OHIO STATE

HT. 6-0

WT. 190

Born: 9/7/88

Acquired: D4a-'11

Second NFL season

Second Raiders Season

High School: East Ridge (Clermont, Fla.)

2013: Reserve CB is a special teams contributor...(9/8) at Ind.: Saw action on special teams...(9/15) vs. Jac.: Inactive...(9/23) at Den.: Played on special teams...(9/29) vs. Was.: Saw time on coverage units...(10/6) vs. SD: Recovered a muffed punt in the second quarter, pouncing on the ball at San Diego's 22-yard line to set up a Raiders scoring drive...(10/13) at KC: Played on special teams...(10/27) vs. Pit.: Saw action on special teams...(11/3) vs. Phi.: Notched a career-high two special teams tackles...(11/10) at NYG: Excelled on special teams, stopping a second-quarter punt from bouncing into the end zone that was eventually downed at the 3-yard line...(11/17) at Hou.: Saw limited action at CB...Combined for a special teams tackle with TE Mychal Rivera on kickoff coverage...(11/24) vs. Ten.: Saw time at CB in place of an injured Mike Jenkins...Posted first two solo tackles of the season...(11/28) at Dal.: Recorded a special teams tackle on punt coverage...(12/8) at NYJ: Assisted on a special teams tackle with LB Marshall McFadden on kickoff coverage...(12/15) vs. KC: Hauled in a 22- yard pass from FB Marcel Reece when left uncovered on the left side in punt formation...Reception gave Raiders a first down and set up offense at Kansas City's 33-yard line in the second quarter...Marked first-career catch.

Chimdi Chekwa 2013 Game-by-Game Statistics

Date	Opp	GP	GS	Tot	So	As	Sk	Yd	Int	Yd	Lg	TD	PD	FF	FR
09/8	at Ind.	1	0	0	0	0	0	0	0	0	0	0	0	0	0
09/15	Jac.	(inactive)													
09/23	at Den.	1	0	0	0	0	0	0	0	0	0	0	0	0	0
09/29	Was.	1	0	0	0	0	0	0	0	0	0	0	0	0	0
10/6	SD	1	0	0	0	0	0	0	0	0	0	0	0	0	0
10/13	at KC	1	0	0	0	0	0	0	0	0	0	0	0	0	0
10/27	Pit.	1	0	0	0	0	0	0	0	0	0	0	0	0	0
11/03	Phi.	1	0	0	0	0	0	0	0	0	0	0	0	0	0
11/10	at NYG	1	0	0	0	0	0	0	0	0	0	0	0	0	0
11/17	at Hou.	1	0	0	0	0	0	0	0	0	0	0	0	0	0
11/24	Ten.	1	0	2	2	0	0	0	0	0	0	0	0	0	0
11/28	at Dal.	1	0	0	0	0	0	0	0	0	0	0	0	0	0
12/08	at NYJ	1	0	0	0	0	0	0	0	0	0	0	0	0	0
12/15	KC	1	0	0	0	0	0	0	0	0	0	0	0	0	0
12/22	at SD														
12/29	Den.														
2013 TOTALS		13	0	2	2	0	0	0	0	0	0	0	0	0	0

CHIMDI CHEKWA'S NFL STATISTICS

Year	Team	GP	GS	TACKLES				Sk	Yds	INTERCEPTIONS					FUMBLES		
				Tot	Solo	Asst				No	Yds	Lg	TD	PD	FF	FR	Yds
2011	Oakland	4	1	8	6	2	0	0	0	0	0	0	0	2	0	0	0
2012	Oakland	3	0	1	1	0	0	0	0	0	0	0	0	1	0	0	0
2013	Oakland	13	0	2	2	0	0	0	0	0	0	0	0	0	0	0	0
NFL totals (three years)		20	1	11	9	2	0	0	0	0	0	0	0	3	0	0	0



UPDATED BIOS - DEFENSE



Lamarr Houston

99

DEFENSIVE END | TEXAS

HT. 6-3 WT. 300
Born: 6/24/87
Acquired: D2-'10

Fourth NFL season
Fourth Raiders Season
High School: Doherty (Colorado Springs, Colo.)

2013: High-motor defensive end moved to the right side prior to his fourth NFL season...2013 defensive captain...(9/8) **at Ind.:** Started fourth-straight season opener and made 29th consecutive start...Recorded a sack of QB Andrew Luck late in the second quarter helping force a second-straight three-and-out...(9/15) **vs. Jac.:** Posted two tackles, including a 9-yard tackle for loss in the third quarter...(9/23) **at Den.:** Sacked QB Peyton Manning in the third quarter, forcing a fumble that was recovered by DE Jason Hunter and led to a Raiders touchdown drive...(9/29) **vs. Was.:** Credited with four tackles (three)...Combined with Brian Sanford on a tackle for loss in the first quarter, stopping RB Alfred Morris for a 1-yard loss...(10/6) **vs. SD:** Added to his team-leading sack total in the second quarter, breaking free from QB Philip Rivers' blind side and dropping him for a 9-yard loss on a third-and-4 play...Also pressured Rivers into throwing a fourth-quarter interception...Posted six tackles (five)...(10/13) **at KC:** Recorded three tackles (two)...(10/27) **vs. Pit.:** Proved to be a disruptive force on the defensive line, racking up five tackles (four) and his fourth sack of the season...Got to QB Ben Roethlisberger for a 9-yard loss in the second quarter...Credited with two quarterback pressures and three quarterback hits according to official coach review statistics...(11/3) **vs. Phi.:** Recorded three tackles (one) and one quarterback pressure...(11/10) **at NYG:** Forced a first-quarter fumble, stripping RB Peyton Hillis to set up a Raiders scoring drive...(11/17) **at Hou.:** Notched team-leading fifth sack of the season, dropping QB Case Keenum for a 15-yard loss on a third-and-12 play to move the Texans out of field goal range and force a first-quarter punt...Credited with four tackles (two)...(11/24) **vs. Ten.:** Totaled six tackles (five)...(11/28) **at Dal.:** Credited with two solo tackles...Stopped RB Lance Dunbar for no gain on a second-and-6 play in the fourth quarter, helping to force an eventual punt...(12/8) **at NYJ:** Posted four tackles (two)...Teamed with LB Sio Moore to stop RB Chris Ivory for no gain on a second-down play in the third quarter...(12/15) **vs. KC:** Provided disruptive pressure throughout the game, totaling five solo tackles.

Lamarr Houston 2013 Game-by-Game Statistics

Date	Opp	GP	GS	Tot	So	As	Sk	Yd	Int	Yd	Lg	TD	PD	FF	FR
09/8	at Ind.	1	1	7	6	1	1	8	0	0	0	0	0	0	0
09/15	Jac.	1	1	2	1	1	0	0	0	0	0	0	0	0	0
09/23	at Den.	1	1	3	3	0	1	2	0	0	0	0	0	1	0
09/29	Was.	1	1	4	3	1	0	0	0	0	0	0	0	0	0
10/6	SD	1	1	6	5	1	1	9	0	0	0	0	0	0	0
10/13	at KC	1	1	3	2	1	0	0	0	0	0	0	0	0	0
10/27	Pit.	1	1	5	4	1	1	9	0	0	0	0	0	0	0
11/03	Phi.	1	1	3	1	2	0	0	0	0	0	0	0	0	0
11/10	at NYG	1	1	4	3	1	0	0	0	0	0	0	0	0	1
11/17	at Hou.	1	1	4	2	2	1	15	0	0	0	0	0	0	0
11/24	Ten.	1	1	6	5	1	0	0	0	0	0	0	0	0	0
11/28	at Dal.	1	1	2	2	0	0	0	0	0	0	0	0	0	0
12/08	at NYJ	1	1	4	2	2	0	0	0	0	0	0	0	0	0
12/15	KC	1	1	5	5	0	0	0	0	0	0	0	0	0	0
12/22	at SD														
12/29	Den.														
2013 TOTALS		14	14	58	44	14	5	43	0	0	0	0	0	2	0

LAMARR HOUSTON'S NFL STATISTICS

Year	Team	TACKLES							INTERCEPTIONS					FUMBLES		
		GP	GS	Tot	Solo	Asst	Sk	Yds	No	Yds	Lg	TD	PD	FF	FR	Yds
2010	Oakland	16	15	39	30	9	5	27	0	0	0	0	0	1	2	0
2011	Oakland	16	13	51	36	15	1	2	1	15	15	0	3	0	2	0
2012	Oakland	16	16	77	58	19	4	34	0	0	0	0	2	1	1	0
2013	Oakland	14	14	58	44	14	5	43	0	0	0	0	0	2	0	0
NFL totals (four years)		62	58	225	168	57	15	106	1	15	15	0	5	4	5	0



UPDATED BIOS - DEFENSE



Mike Jenkins

21

CORNERBACK | SOUTH FLORIDA

HT. 5-10 WT. 197

Born: 3/22/85

Acquired: UFA-'13 (Dal.)

Sixth NFL season

First Raiders Season

High School: Southeast (Bradenton, Fla.)

2013: Dependable veteran has settled into starting role at LCB...(9/8) at Ind.: Started at LCB in first game with Raiders...Credited with three solo tackles...(9/15) vs. Jac.: Racked up six solo tackles and posted two passes defended...(9/23) at Den.: Scooped up a fourth-quarter fumble and advanced it deep into Denver territory, setting up a Raiders touchdown drive...Added eight tackles (seven)...(9/29) vs. Was.: Notched four solo stops...(10/6) vs. SD: Totaled four solo tackles...(10/13) at KC: Credited with five tackles (four)...(10/27) vs. Pit.: Recorded first interception of the season, out-striding WR Emmanuel Sanders to haul in a deep Ben Roethlisberger pass in the fourth quarter...Also credited with two passes defended and five solo tackles...(11/3) vs. Phi.: Recorded four tackles (three), marking his seventh game with at least four tackles in 2013...(11/10) at NYG: Totaled six tackles (three)...(11/17) at Hou.: Established a single-game career best with a team-leading 10 tackles (eight)...Pushed RB Ben Tate out of bounds for a 2-yard loss in the first quarter...(11/24) vs. Ten.: Posted seven solo tackles, including one tackle for loss, before leaving game due to a concussion in the fourth quarter...(11/28) at Dal.: Totaled three solo stops despite suffering a shoulder injury...Credited with a forced fumble on a strip of WR Dez Bryant in the second quarter that was recovered by Dallas...Stopped RB DeMarco Murray for a 1-yard loss in the first quarter...(12/8) at NYJ: Notched four tackles (three)...(12/15) vs. KC: Totaled three tackles (two)...Posted one pass defended.

Mike Jenkins 2013 Game-by-Game Statistics

Date	Opp	GP	GS	Tot	So	As	Sk	Yd	Int	Yd	Lg	TD	PD	FF	FR
09/8	at Ind.	1	1	3	3	0	0	0	0	0	0	0	0	0	0
09/15	Jac.	1	1	6	6	0	0	0	0	0	0	0	2	0	0
09/23	at Den.	1	1	8	7	1	0	0	0	0	0	0	1	0	1
09/29	Was.	1	1	4	4	0	0	0	0	0	0	0	0	0	0
10/6	SD	1	1	4	4	0	0	0	0	0	0	0	0	0	0
10/13	at KC	1	1	5	4	1	0	0	0	0	0	0	0	0	0
10/27	Pit.	1	1	5	5	0	0	0	1	0	0	0	2	0	0
11/03	Phi.	1	1	4	3	1	0	0	0	0	0	0	0	0	0
11/10	at NYG	1	1	6	3	3	0	0	0	0	0	0	0	0	0
11/17	at Hou.	1	1	10	8	2	0	0	0	0	0	0	0	0	0
11/24	Ten.	1	1	7	7	0	0	0	0	0	0	0	0	0	0
11/28	at Dal.	1	1	3	3	0	0	0	0	0	0	0	1	1	0
12/08	at NYJ	1	1	4	3	1	0	0	0	0	0	0	0	0	0
12/15	KC	1	1	3	2	1	0	0	0	0	0	0	1	0	0
12/22	at SD														
12/29	Den.														
2013 TOTALS		14	14	72	62	10	0	0	1	0	0	0	7	1	1

MIKE JENKINS' NFL STATISTICS

Year	Team	TACKLES							INTERCEPTIONS					FUMBLES		
		GP	GS	Tot	Solo	Asst	Sk	Yds	No	Yds	Lg	TD	PD	FF	FR	Yds
2008	Dallas	14	3	22	17	5	0	0	1	23	23	1	6	0	0	0
2009	Dallas	16	15	60	51	9	0	0	5	0	0	0	23	0	0	0
2010	Dallas	16	16	59	48	11	0	0	1	-4	-4	0	15	1	0	0
2011	Dallas	12	12	22	20	2	0	0	1	3	3	0	10	0	0	0
2012	Dallas	13	2	14	10	4	0	0	0	0	0	0	3	0	0	0
2013	Oakland	14	14	72	62	10	0	0	1	0	0	0	7	1	1	0
NFL totals (six years)		85	62	249	208	41	0	0	9	22	23	1	64	2	1	0
PLAYOFFS																
2009	Dallas	2	2	2	1	1	0	0	1	-1	-1	0	6	0	0	0



42

Acquired: FA-'13

[illegible]



UPDATED BIOS - DEFENSE



Taiwan Jones

22

CORNERBACK | EASTERN WASHINGTON

HT. 6-0

WT. 197

Born: 7/26/88

Acquired: D4b-'11

Third NFL season

Third Raiders Season

High School: Deer Valley (Antioch, Calif.)

2013: Special teams standout changed positions from RB to CB prior to third NFL campaign...Strong Pro Bowl candidate excels in punt coverage and leads team in special teams tackles...Moved back to RB when injuries decimated Oakland's backfield late in the season...Also returns kickoffs...(9/8) **at Ind.:** Saw action on special teams in season opener...(9/23) **at Den.:** Excelled in punt coverage, making a stop on special teams...(9/29) **vs. Was.:** Credited with a special teams tackle...(10/6) **vs. SD:** Pressured punt returner Eddie Royal on punt coverage in the second quarter, resulting in a loose ball that was recovered by CB Chimdi Chekwa...Added one special teams tackle...(10/13) **at KC:** Dominant in punt coverage, posting two special teams tackles and helping limit PR Dexter McCluster to just 32 yards on six returns...(10/27) **vs. Pit.:** Returned kicks for the first time in 2013, returning three kickoffs for 46 yards...Also credited with a special teams tackle...(11/3) **vs. Phi.:** Assisted on a special teams tackle...Returned one kickoff for 20 yards...(11/10) **at NYG:** Forced a fumble on the game-opening kickoff, coming across the body of returner Jerrel Jernigan to swipe at the ball from behind...Fumble was recovered by Raiders WR Andre Holmes and set up an Oakland touchdown...Added team-leading seventh special teams tackle of the season...Returned two kickoffs for 77 yards, including returns of 41 and 36 yards...(11/17) **at Hou.:** Excelled in punt coverage, posting two tackles inside the 20-yard line...Also returned three kickoffs for 77 yards...(11/24) **vs. Ten.:** Recorded a special teams tackle in punt coverage...Returned three kickoffs for a season-high 80 yards (26.7 avg.)...(11/28) **at Dal.:** Credited with one special teams tackle...(12/8) **at NYJ:** Returned to running back due to significant injuries to all of Oakland's backs...Rushed twice for three yards and had one reception for three yards...Returned four kickoffs for 71 yards (17.8 avg.)...Also shared a special teams tackle with S Shelton Johnson on kickoff coverage...(12/15) **vs. KC:** Had a 52-yard reception on a QB Matt McGloin pass to set up a third-quarter touchdown on offense...Reception marked a career long...Added four kickoff returns for 107 yards.

Taiwan Jones 2013 Game-by-Game Statistics

Date	Opp	GP	GS	Tot	So	As	Sk	Yd	Int	Yd	Lg	TD	PD	FF	FR
09/8	at Ind.	1	0	0	0	0	0	0	0	0	0	0	0	0	0
09/15	Jac.	1	0	0	0	0	0	0	0	0	0	0	0	0	0
09/23	at Den.	1	0	0	0	0	0	0	0	0	0	0	0	0	0
09/29	Was.	1	0	0	0	0	0	0	0	0	0	0	0	0	0
10/6	SD	1	0	0	0	0	0	0	0	0	0	0	0	0	0
10/13	at KC	1	0	0	0	0	0	0	0	0	0	0	0	0	0
10/27	Pit.	1	0	0	0	0	0	0	0	0	0	0	0	0	0
11/03	Phi.	1	0	0	0	0	0	0	0	0	0	0	0	0	0
11/10	at NYG	1	0	0	0	0	0	0	0	0	0	0	0	0	0
11/17	at Hou.	1	0	0	0	0	0	0	0	0	0	0	0	0	0
11/24	Ten.	1	0	0	0	0	0	0	0	0	0	0	0	0	0
11/28	at Dal.	1	0	0	0	0	0	0	0	0	0	0	0	0	0
12/08	at NYJ	1	0	0	0	0	0	0	0	0	0	0	0	0	0
12/15	KC	1	0	0	0	0	0	0	0	0	0	0	0	0	0
12/22	at SD														
12/29	Den.														
2013 TOTALS		14	0	0	0	0	0	0	0	0	0	0	0	0	0

TAIWAN JONES' NFL STATISTICS (DEFENSE)

Year	Team	GP	GS	TACKLES				Sk	Yds	INTERCEPTIONS				FUMBLES		
				Tot	Solo	Asst				No	Yds	Lg	TD	PD	FF	FR
2013	Oakland	14	0	0	0	0	0	0	0	0	0	0	0	0	0	0
NFL totals (one year)		14	0	0	0	0	0	0	0	0	0	0	0	0	0	0

NFL STATISTICS (OFFENSE)

Year	Team	GP	GS	RUSHING					RECEIVING				
				Att	Yds	Avg	Lg	TD	No	Yds	Avg	Lg	TD
2011	Oakland	10	0	16	73	4.6	14	0	2	25	12.5	30	0
2012	Oakland	14	0	6	21	3.5	7	0	2	11	5.5	7	0
2013	Oakland	13	0	3	22	7.3	19	0	2	55	27.5	52	0
NFL totals (three years)		37	0	25	116	4.6	19	0	6	91	15.2	52	0

KICKOFF RETURNS

Year	Team	No	Yds	Avg	Lg	TD
2011	Oakland	8	165	20.6	46	0
2012	Oakland	2	22	11.0	16	0
2013	Oakland	24	572	23.8	41	0
NFL totals (three years)		34	759	22.3	46	0



Π

HT. 6-4 WT. 306
Born: 9/7/88
Acquired: FA-'13

Second NFL Season
First Raiders Season
High School: Kenwood High School (Clarksville, Tenn.)

Ricky Lumpkin 2013 Game-by-Game Statistics

[illegible]

RICKY LUMPKIN'S NFL STATISTICS

[illegible]



UPDATED BIOS - DEFENSE



Stacy McGee

92

DEFENSIVE TACKLE | OKLAHOMA

HT. 6-3

WT. 310

Born: 1/17/90

Acquired: D6d-'13

Rookie

High School: Muskogee (Muskogee, Okla.)

2013: Imposing interior lineman has emerged as a starter in first NFL season...**(9/8) at Ind.:** Made NFL debut in a reserve role...Posted one solo tackle...**(9/15) vs. Jac.:** Recorded two tackles (one solo)...**(9/23) at Den.:** Played in a reserve role on the defensive line, notching two tackles (one)...**(9/29) vs. Was.:** Saw action as a reserve...**(10/6) vs. SD:** Inactive due to a shoulder injury...**(10/13) at KC:** Posted a solo tackle...**(10/27) vs. Pit.:** Earned first-career sack, sharing a third-quarter sack with LB Sio Moore...Wrapped up QB Ben Roethlisberger's legs on the second play from scrimmage in the second half, dropping the quarterback for a 9-yard loss...**(11/3) vs. Phi.:** Posted one solo stop...**(11/10) at NYG:** Saw increased action at DT...Notched two tackles (one)...**(11/17) at Hou.:** Made first career start at DT...Pressured QB Case Keenum in the end zone, forcing a first-quarter interception by LB Nick Roach...Totaled a season-high three tackles (two)...**(11/24) vs. Ten.:** Started second-straight game, posting two tackles (one)...**(11/28) at Dal.:** Assisted on one tackle...**(12/8) at NYJ:** Started fourth straight game and assisted on two tackles...**(12/15) vs. KC:** Recovered first-career fumble, pouncing on a loose ball following a fourth-quarter strip-sack of QB Alex Smith by DE Jason Hunter...Added two solo tackles.

Stacy McGee 2013 Game-by-Game Statistics

Date	Opp	GP	GS	Tot	So	As	Sk	Yd	Int	Yd	Lg	TD	PD	FF	FR
09/8	at Ind.	1	0	1	1	0	0	0	0	0	0	0	0	0	0
09/15	Jac.	1	0	2	1	1	0	0	0	0	0	0	0	0	0
09/23	at Den.	1	0	2	1	1	0	0	0	0	0	0	0	0	0
09/29	Was.	1	0	0	0	0	0	0	0	0	0	0	0	0	0
10/6	SD	(inactive -- shoulder)													
10/13	at KC	1	0	1	1	0	0	0	0	0	0	0	0	0	0
10/27	Pit.	1	0	1	1	0	0.5	4.5	0	0	0	0	0	0	0
11/03	Phi.	1	0	1	1	0	0	0	0	0	0	0	0	0	0
11/10	at NYG	1	0	2	1	1	0	0	0	0	0	0	0	0	0
11/17	at Hou.	1	1	3	2	1	0	0	0	0	0	0	0	0	0
11/24	Ten.	1	1	2	1	1	0	0	0	0	0	0	0	0	0
11/28	at Dal.	1	1	1	0	1	0	0	0	0	0	0	0	0	0
12/08	at NYJ	1	1	2	0	2	0	0	0	0	0	0	0	0	0
12/15	KC	1	0	2	2	0	0	0	0	0	0	0	0	0	1
12/22	at SD														
12/29	Den.														
2013 TOTALS		13	4	20	12	8	0.5	4.5	0	0	0	0	0	0	1

STACY MCGEE'S NFL STATISTICS

Year	Team	TACKLES							INTERCEPTIONS					FUMBLES		
		GP	GS	Tot	Solo	Asst	Sk	Yds	No	Yds	Lg	TD	PD	FF	FR	Yds
2013	Oakland	13	4	20	12	8	0.5	4.5	0	0	0	0	0	0	1	0
NFL totals (one year)		13	4	20	12	8	0.5	4.5	0	0	0	0	0	0	1	0



54

HT. 6-1 WT. 233
Born: 8/4/86
Acquired: FA-'13

Second NFL Season
First Raiders Season
High School: Lamar High School (Lamar, S.C.)

2013: Linebacker was in training camp with Pittsburgh before being signed to the Raiders' practice squad on 9/2...Promoted to active roster on 12/7...(12/8) at NYJ: Made Raiders debut, playing on special teams...Combined with CB Chimdi Chekwa for a special teams tackle on kickoff coverage...(12/15) vs. KC: Recorded a tackle on kickoff coverage in the third quarter.

[illegible][illegible]



UPDATED BIOS - DEFENSE



Sio Moore

55

LINEBACKER | CONNECTICUT

HT. 6-1

WT. 240

Rookie

Born: 5/2/90

High School: Apex (Apex, N.C.)

Acquired: D3-'13

2013: Active SAM LB was limited by a toe injury early in rookie season...(9/8) **at Ind.:** Made NFL debut as a reserve LB after missing practice time with a toe injury...(9/15) **vs. Jac.:** Made first career start at SAM LB...Notched two tackles, including one tackle for loss...(9/23) **at Den.:** Inactive due to a concussion...(9/29) **vs. Was.:** Returned to starting lineup, assisting on three tackles...(10/6) **vs. SD:** Assisted on one tackle...(10/13) **at KC:** Recorded first-career sack on game's first play from scrimmage, coming on a linebacker blitz off the right edge and dropping QB Alex Smith for a 7-yard loss...Added three tackles (one)...(10/27) **vs. Pit.:** Posted top performance of rookie season to date...Named voted the NFL Pepsi Next Rookie of the Week...Racked up a season-high eight tackles (six) and notched first-career multiple sack game with 1.5...Sacked QB Ben Roethlisberger for a 7-yard loss at the end of the second quarter...Shared a 9-yard sack with DT Stacy McGee in the third quarter, flushing Roethlisberger out of the pocket and towards McGee before helping to finish off the play...Credited with three quarterback pressures and three quarterback hits according to official coach review statistics...(11/3) **vs. Phi.:** Totaled three tackles (one)...(11/10) **at NYG:** Set a season high with nine tackles (eight)...Credited with a forced fumble on an 11-yard sack of Eli Manning in the first quarter...(11/17) **at Hou.:** Posted one solo tackle, stopping RB Ben Tate for a 2-yard loss in the third quarter...(11/24) **vs. Ten.:** Registered six tackles (four)...Stopped TE Taylor Thompson for no gain in the third quarter...(11/28) **at Dal.:** Assisted on one tackle...(12/8) **at NYJ:** Stopped RB Bilal Powell for a 4-yard loss in the second quarter...Added seven tackles (four) before leaving the game due to a neck injury...(12/15) **vs. KC:** Notched three tackles (two).

Sio Moore 2013 Game-by-Game Statistics

Date	Opp	GP	GS	Tot	So	As	Sk	Yd	Int	Yd	Lg	TD	PD	FF	FR
09/8	at Ind.	1	0	0	0	0	0	0	0	0	0	0	0	0	0
09/15	Jac.	1	1	4	3	1	0	0	0	0	0	0	0	0	0
09/23	at Den.	(inactive -- concussion)													
09/29	Was.	1	1	3	0	3	0	0	0	0	0	0	0	0	0
10/6	SD	1	1	1	0	1	0	0	0	0	0	0	0	0	0
10/13	at KC	1	1	3	1	2	1	7	0	0	0	0	0	0	0
10/27	Pit.	1	1	8	6	2	1.5	11.5	0	0	0	0	0	0	0
11/03	Phi.	1	0	3	1	2	0	0	0	0	0	0	0	0	0
11/10	at NYG	1	1	9	8	1	1	11	0	0	0	0	0	1	0
11/17	at Hou.	1	1	1	1	0	0	0	0	0	0	0	0	0	0
11/24	Ten.	1	1	6	4	2	0	0	0	0	0	0	0	0	0
11/28	at Dal.	1	1	1	0	1	0	0	0	0	0	0	0	0	0
12/08	at NYJ	1	1	7	4	3	0	0	0	0	0	0	0	0	0
12/15	KC	1	0	3	2	1	0	0	0	0	0	0	0	0	0
12/22	at SD														
12/29	Den.														
2013 TOTALS		13	10	49	30	19	3.5	29.5	0	0	0	0	0	1	0

SIO MOORE'S NFL STATISTICS

Year	Team	TACKLES							INTERCEPTIONS					FUMBLES		
		GP	GS	Tot	Solo	Asst	Sk	Yds	No	Yds	Lg	TD	PD	FF	FR	Yds
2013	Oakland	13	10	49	30	19	3.5	29.5	0	0	0	0	0	1	0	0
NFL totals (one year)		13	10	49	30	19	3.5	29.5	0	0	0	0	0	1	0	0



UPDATED BIOS - DEFENSE



Tracy Porter

23

CORNERBACK | INDIANA

HT. 5-11 WT. 188
Born: 8/11/86
Acquired: UFA-'13 (Den.)

Sixth NFL season
First Raiders Season
High School: Port Allen (Port Allen, La.)

2013: Playmaking CB has started every game in first season with the Raiders...Moves inside in nickel situations...(9/8) **at Ind.:** Started at RCB in first game with Oakland...Moved inside to the slot in nickel situations...Posted five tackles (four solo)...Sacked QB Andrew Luck in the third quarter, coming off the edge and getting to the passer for an 8-yard loss to help force a punt...Sack marked the second of his career and first since his rookie season (2008)...(9/15) **vs. Jac.:** Credited with a half-sack of QB Chad Henne along with S Usama Young...Posted three passes defended...(9/23) **at Den.:** Recorded six solo tackles before leaving game due to a concussion...(9/29) **vs. Was.:** Posted seven tackles (six)...(10/6) **vs. SD:** Racked up a season-high 10 tackles (four) and recorded two passes defended...Blocked a third-quarter field-goal attempt, coming off the edge to thwart K Nick Novak's 37-yard try...(10/13) **at KC:** Recorded a team-high 10 tackles (seven) and credited with two passes defended...(10/27) **vs. Pit.:** Notched first interception of the season, barely scooping the ball up before it hit the turf following a bobble by WR Antonio Brown in the fourth quarter...Added two tackles (one) and two passes defended...(11/3) **vs. Phi.:** Credited with four solo tackles and one pass defended...(11/10) **at NYG:** Intercepted a second-quarter pass by QB Eli Manning, jumping a route and returning it 43 yards for a touchdown...Score marked the fourth "pick-six" of his career...Became the first player to record interceptions for touchdowns against both Peyton and Eli Manning...Added five tackles (three) and one pass defended...(11/17) **at Hou.:** Recorded five tackles (four) and one pass defended...(11/24) **vs. Ten.:** Posted seven tackles (six)...(11/28) **at Dal.:** Recorded a season-high 11 tackles (six)...Credited with one pass defended...Stopped RB Lance Dunbar for a 5-yard loss in the fourth quarter...(12/8) **at NYJ:** Notched four tackles (two)...(12/15) **vs. KC:** Posted two solo tackles and one pass defended.

Tracy Porter 2013 Game-by-Game Statistics

Date	Opp	GP	GS	Tot	So	As	Sk	Yd	Int	Yd	Lg	TD	PD	FF	FR
09/8	at Ind.	1	1	5	4	1	1.0	8.0	0	0	0	0	0	0	0
09/15	Jac.	1	1	7	5	2	0.5	3.5	0	0	0	0	3	0	0
09/23	at Den.	1	1	6	6	0	0	0	0	0	0	0	0	0	0
09/29	Was.	1	1	7	6	1	0	0	0	0	0	0	0	0	0
10/6	SD	1	1	10	4	6	0	0	0	0	0	0	2	0	0
10/13	at KC	1	1	10	7	3	0	0	0	0	0	0	2	0	0
10/27	Pit.	1	1	2	1	1	0	0	1	1	1	0	2	0	0
11/03	Phi.	1	1	4	4	0	0	0	0	0	0	0	1	0	0
11/10	at NYG	1	1	5	3	2	0	0	1	43	43	1	1	0	0
11/17	at Hou.	1	1	5	4	1	0	0	0	0	0	0	1	0	0
11/24	Ten.	1	1	7	6	1	0	0	0	0	0	0	0	0	0
11/28	at Dal.	1	1	11	6	5	0	0	0	0	0	0	1	0	0
12/08	at NYJ	1	1	4	2	2	0	0	0	0	0	0	0	0	0
12/15	KC	1	1	2	2	0	0	0	0	0	0	0	1	0	0
12/22	at SD														
12/29	Den.														
2013 TOTALS		14	14	85	60	25	1.5	11.5	2	44	43	1	14	0	0

TRACY PORTER'S NFL STATISTICS

Year	Team	TACKLES							INTERCEPTIONS					FUMBLES		
		GP	GS	Tot	Solo	Asst	Sk	Yds	No	Yds	Lg	TD	PD	FF	FR	Yds
2008	New Orleans	5	5	32	26	6	1	8	1	25	25	0	6	0	0	0
2009	New Orleans	12	11	69	50	19	0	0	4	72	54	1	20	2	0	0
2010	New Orleans	12	12	63	48	15	0	0	1	5	5	0	9	0	1	2
2011	New Orleans	14	11	63	54	9	0	0	1	-7	-7	0	8	2	1	0
2012	Denver	6	4	21	16	5	0	0	1	43	43	1	6	0	0	0
2013	Oakland	14	14	85	60	25	1.5	11.5	2	44	43	1	14	0	0	0
NFL totals (six years)		63	57	333	254	79	2.5	19.5	10	182	54	3	63	4	2	2
PLAYOFFS																
2009	New Orleans	3	3	19	15	4	0	0	2	100	74	1	3	1	0	0
2010	New Orleans	1	1	4	3	1	0	0	0	0	0	0	0	0	0	0
2011	New Orleans	2	2	11	10	1	0	0	0	0	0	0	1	0	0	0
Postseason		6	6	34	28	6	0	0	2	100	74	1	4	1	0	0



UPDATED BIOS - DEFENSE



Nick Roach

53

LINEBACKER | NORTHWESTERN

HT. 6-1

WT. 234

Born: 6/16/85

Acquired: UFA-'13 (Chi.)

Seventh NFL season

First Raiders Season

High School: Milwaukee Lutheran (Milwaukee, Wisc.)

2013: Solid MLB moved into starting role immediately in first season with Oakland...(9/8) **at Ind.:** Started first game with Raiders at MLB...Led team with nine tackles (five solo), including one tackle for loss...Stopped RB Vick Ballard for a 5-yard loss on a fourth-quarter pass play...(9/15) **vs. Jac.:** Started second-straight game at MLB...Notched five tackles (two)...(9/23) **at Den.:** Started at MLB and posted 11 tackles (seven)...(9/29) **vs. Was.:** Recorded a forced fumble, stripping the ball from TE Logan Paulsen following a 33-yard reception to give the Raiders possession on the Washington 42-yard line...Added eight tackles (three)...(10/6) **vs. SD:** Played every snap on defense, posting a career-high 16 tackles (eight)...Stripped the ball from RB Danny Woodhead in the third quarter, resulting in a fumble that was returned 25 yards for a touchdown by Charles Woodson...On the very next series, dropped RB Ronnie Brown for a 3-yard loss...(10/13) **at KC:** Notched first sack of the season in first quarter, sacking QB Alex Smith for a 10-yard loss on a third-and-12 play to force a Kansas City punt...Added eight tackles (seven)...(10/27) **vs. Pit.:** Led team with 11 tackles (seven)...Credited with a pass defended on a batted ball...(11/3) **vs. Phi.:** Posted six tackles (four), including second sack of the season...Got to QB Nick Foles for a 1-yard loss in the second quarter...(11/10) **at NYG:** Tied for the team lead with 10 tackles (five)...(11/17) **at Hou.:** Recorded first career interception, picking off a pass from QB Case Keenum in the first quarter at the Houston 16-yard line to set up a Raiders touchdown...Credited with eight tackles (three)...(11/24) **vs. Ten.:** Recorded 1.5 sacks...Shared a sack with LB Kevin Burnett, getting to QB Ryan Fitzpatrick for a 7-yard loss in the first quarter...Added a sack of Fitzpatrick in the second quarter, forcing a fumble and knocking the ball out of bounds...Also recorded a first-quarter tackle of TE Craig Stevens for a 1-yard loss...Totalled 11 tackles (six)...(11/28) **at Dal.:** Posted two sacks for 17 yards in losses, marking his second straight game with multiple sacks...Got to QB Tony Romo for a 10-yard loss in the first quarter, setting up a third-and-16 and an eventual punt...Sacked Romo again for a 7-yard loss on a third-and-6 play in the fourth quarter, stripping the quarterback and forcing a punt...Credited with a team-high 15 tackles (11), just one shy of his career best set on 10/6 vs. San Diego...(12/8) **at NYJ:** Dropped RB Bilal Powell for a 1-yard loss in the second quarter...Stripped RB Chris Ivory, forcing a fourth-quarter fumble...Racked up a team-high 10 tackles (nine)...Also credited with a pass defended...(12/15) **vs. KC:** Tied for the team lead with six tackles (five).

Nick Roach 2013 Game-by-Game Statistics

Date	Opp	GP	GS	Tot	So	As	Sk	Yd	Int	Yd	Lg	TD	PD	FF	FR
09/8	at Ind.	1	1	9	5	4	0	0	0	0	0	0	0	0	0
09/15	Jac.	1	1	5	2	3	0	0	0	0	0	0	0	0	0
09/23	at Den.	1	1	11	7	4	0	0	0	0	0	0	0	0	0
09/29	Was.	1	1	8	3	5	0	0	0	0	0	0	0	1	0
10/6	SD	1	1	16	8	8	0	0	0	0	0	0	0	1	0
10/13	at KC	1	1	8	7	1	1	10	0	0	0	0	0	0	0
10/27	Pit.	1	1	11	7	4	0	0	0	0	0	0	1	0	0
11/03	Phi.	1	1	6	4	2	1	1	0	0	0	0	0	0	0
11/10	at NYG	1	1	10	5	5	0	0	0	0	0	0	0	0	0
11/17	at Hou.	1	1	8	3	5	0	0	1	0	0	0	1	0	0
11/24	Ten.	1	1	11	6	5	1.5	4.5	0	0	0	0	0	1	0
11/28	at Dal.	1	1	15	11	4	2	17	0	0	0	0	0	1	0
12/08	at NYJ	1	1	10	9	1	0	0	0	0	0	0	1	1	0
12/15	KC	1	1	6	5	1	0	0	0	0	0	0	0	0	0
12/22	at SD														
12/29	Den.														
2013 TOTALS		14	14	134	82	52	5.5	32.5	1	0	0	0	3	5	0

NICK ROACH'S NFL STATISTICS

Year	Team	GP	GS	TACKLES				Sk	Yds	INTERCEPTIONS				FUMBLES		
				Tot	Solo	Asst				No	Yds	Lg	TD	FF	FR	Yds
2007	Chicago	3	0	0	0	0	0	0	0	0	0	0	0	0	0	0
2008	Chicago	14	9	40	25	15	0	0	0	0	0	0	1	0	1	0
2009	Chicago	16	15	82	47	35	2	21		0	0	0	0	4	3	1
2010	Chicago	15	6	11	4	7	0	0		0	0	0	0	1	1	0
2011	Chicago	16	15	61	26	35	0	0		0	0	0	0	3	0	0
2012	Chicago	16	14	84	37	47	1.5	11		0	0	0	0	1	1	1
2013	Oakland	14	14	134	82	52	5.5	32.5		1	0	0	0	3	5	0
NFL totals (seven years)		94	73	412	221	191	9	64.5		1	0	0	0	13	10	3
PLAYOFFS																
2010	Chicago	2	0	0	0	0	0	0		0	0	0	0	0	0	0



UPDATED BIOS - DEFENSE



Ryan Robinson

58

DEFENSIVE END | OKLAHOMA STATE

HT. 6-4

WT. 255

Rookie

Born: 12/9/90

High School: Mill Creek (Hoschton, Ga.)

Acquired: FA-'13

2013: Undrafted rookie provides Raiders with pass-rush options and contributes on special teams...(9/8) **at Ind.:** Inactive for season opener...(9/15) **vs. Jac.:** Made NFL debut, seeing reserve action on defensive line...(9/23) **at Den.:** Posted first two career tackles...(9/29) **vs. Was.:** Saw action in pass-rush situations...(10/6) **vs. SD:** Played briefly on the defensive line...(10/13) **at KC:** Saw limited action on defense...(10/27) **vs. Pit.** and (11/3) **vs. Phi.:** Inactive...(11/10) **at NYG:** Active but did not play...(11/17) **at Hou.:** Saw limited action for first time since 10/13...(11/24) **vs. Ten.:** Played significant snaps on defense...Credited with two tackles on special teams...(11/28) **at Dal.:** Recorded first career pass defended, batting down a Tony Romo attempt on a third-down play to force a first-quarter punt...(12/8) **at NYJ:** Saw action on special teams...(12/15) **vs. KC:** Saw action on special teams.

Ryan Robinson 2013 Game-by-Game Statistics

Date	Opp	GP	GS	Tot	So	As	Sk	Yd	Int	Yd	Lg	TD	PD	FF	FR
09/8	at Ind.	(inactive)													
09/15	Jac.	1	0	0	0	0	0	0	0	0	0	0	0	0	0
09/23	at Den.	1	0	2	2	0	0	0	0	0	0	0	0	0	0
09/29	Was.	1	0	0	0	0	0	0	0	0	0	0	0	0	0
10/6	SD	1	0	0	0	0	0	0	0	0	0	0	0	0	0
10/13	at KC	1	0	0	0	0	0	0	0	0	0	0	0	0	0
10/27	Pit.	(inactive)													
11/03	Phi.	(inactive)													
11/10	at NYG	0	0	0	0	0	0	0	0	0	0	0	0	0	0
11/17	at Hou.	1	0	0	0	0	0	0	0	0	0	0	0	0	0
11/24	Ten.	1	0	0	0	0	0	0	0	0	0	0	0	0	0
11/28	at Dal.	1	0	0	0	0	0	0	0	0	0	0	1	0	0
12/08	at NYJ	1	0	0	0	0	0	0	0	0	0	0	0	0	0
12/15	KC	1	0	0	0	0	0	0	0	0	0	0	0	0	0
12/22	at SD														
12/29	Den.														
2013 TOTALS		10	0	2	2	0	0	0	0	0	0	0	1	0	0

RYAN ROBINSON'S NFL STATISTICS

Year	Team	TACKLES							INTERCEPTIONS					FUMBLES		
		GP	GS	Tot	Solo	Asst	Sk	Yds	No	Yds	Lg	TD	PD	FF	FR	Yds
2013	Oakland	10	0	2	2	0	0	0	0	0	0	0	1	0	0	0
NFL totals (one year)		10	0	2	2	0	0	0	0	0	0	0	1	0	0	0



UPDATED BIOS - DEFENSE



Brandian Ross

29

SAFETY | YOUNGSTOWN STATE

HT. 6-1 WT. 191

Born: 9/28/89

Acquired: FA-'12

Second NFL season

Second Raiders season

High School: Meadowbrook (Meadowbrook, Va.)

2013: Versatile defensive back can play all four positions in secondary...(9/8) at Ind.: Saw action in defensive backfield and extensive time on special teams...Posted one solo tackle...(9/15) vs. Jac.: Recorded a second-quarter sack of QB Chad Henne...Saw significant action due to a injury to S Tyvon Branch...(9/23) at Den.: Made second career start in place of an injured Tyvon Branch...Credited with four tackles (one)...(9/29) vs. Was.: Notched nine tackles (four)...Recovered a fourth-quarter fumble deep in Washington territory, but play was negated due to an offside call...(10/6) vs. SD: Set a career high with 11 tackles (five) and posted a pass defended...On a third-quarter fumble, helped scoop the ball towards Charles Woodson, who returned it 25 yards for a touchdown...(10/13) at KC: Notched six tackles (three)...Forced a fumble in the first quarter, stopping RB Knile Davis for no gain and knocking the ball out of bounds...(10/27) vs. Pit.: Recorded six tackles (four) and two passes defended...Intercepted a Ben Roethlisberger pass in the fourth quarter that could have sealed the game, but was flagged for defensive holding on the play...(11/3) vs. Phi.: Totaled six tackles (five)...(11/10) at NYG: Recorded five tackles (two)...(11/17) at Hou.: Posted five tackles (four) and one pass defended...Also credited with a special teams tackle on punt coverage...(11/24) vs. Ten.: Registered five tackles (two)...(11/28) at Dal.: Posted six tackles (four)...Credited with a special teams tackle on punt coverage...(12/8) at NYJ: Recorded second sack of the season, getting to QB Geno Smith for a 10-yard loss in the second quarter to force a third-and-24 and an eventual punt...Posted five tackles (three)...(12/15) vs. KC: Totaled four solo tackles and one pass defended.

Brandian Ross 2013 Game-by-Game Statistics

Date	Opp	GP	GS	Tot	So	As	Sk	Yd	Int	Yd	Lg	TD	PD	FF	FR
09/8	at Ind.	1	0	1	1	0	0	0	0	0	0	0	0	0	0
09/15	Jac.	1	0	4	3	1	1	0	0	0	0	0	0	0	0
09/23	at Den.	1	1	4	1	3	0	0	0	0	0	0	0	0	0
09/29	Was.	1	1	9	4	5	0	0	0	0	0	0	0	0	1
10/6	SD	1	1	11	5	6	0	0	0	0	0	0	1	0	0
10/13	at KC	1	1	6	3	3	0	0	0	0	0	0	0	1	0
10/27	Pit.	1	1	6	4	2	0	0	0	0	0	0	2	0	0
11/03	Phi.	1	1	6	5	1	0	0	0	0	0	0	0	0	0
11/10	at NYG	1	1	5	2	3	0	0	0	0	0	0	0	0	0
11/17	at Hou.	1	1	5	4	1	0	0	0	0	0	0	1	0	0
11/24	Ten.	1	1	5	2	3	0	0	0	0	0	0	0	0	0
11/28	at Dal.	1	0	6	4	2	0	0	0	0	0	0	0	0	0
12/08	at NYJ	1	1	5	3	2	1	10	0	0	0	0	0	0	0
12/15	KC	1	1	4	4	0	0	0	0	0	0	0	1	0	0
12/22	at SD														
12/29	Den.														
2013 TOTALS		14	11	77	45	32	2	10	0	0	0	0	5	2	1

BRANDIAN ROSS' NFL STATISTICS

Year	Team	TACKLES							INTERCEPTIONS					FUMBLES		
		GP	GS	Tot	Solo	Asst	Sk	Yds	No	Yds	Lg	TD	PD	FF	FR	Yds
2011	Green Bay															
2012	Green Bay															
	Oakland	14	1	14	13	1	0	0	0	0	0	0	0	0	0	0
2013	Oakland	14	11	77	45	32	2	10	0	0	0	0	5	2	1	0
NFL Totals		28	12	91	58	33	2	10	0	0	0	0	5	2	1	0



UPDATED BIOS - DEFENSE



Charles Woodson

24

SAFETY | MICHIGAN

HT. 6-1 WT. 210
Born: 10/7/76
Acquired: FA-'13

Sixteenth NFL season
Ninth Raiders Season
High School: Ross (Freemont, Ohio)

2013: Accomplished veteran has started at FS since re-joining the Raiders as a free agent...(9/8) **at Ind.:** Started at FS in first game back with Raiders since 2005... Credited with six tackles (two solo)...Notched two passes defended...(9/15) **vs. Jac.:** Recorded four solo tackles...Made a diving stop of RB Maurice Jones-Drew to halt a potential touchdown run in the second quarter...(9/23) **at Den.:** Started at FS and posted a team-high 17 tackles (12)...(9/29) **vs. Was.:** Led team with 11 tackles (seven)...Sacked QB Robert Griffin III on a fourth-and-3 play in the second quarter, forcing a turnover on downs...(10/6) **vs. SD:** Put together his top performance of the season to date...Returned a third-quarter fumble 25 yards for touchdown, marking his 13th career defensive touchdown to tie the NFL's all-time record held by Darren Sharper and Rod Woodson...Also picked off a QB Philip Rivers pass on San Diego's last play from scrimmage to seal the 27-17 victory...Credited with eight tackles (six)...(10/13) **at KC:** Recorded three solo tackles...Recovered a third-quarter fumble inside the Raiders' 10-yard line following a hit on WR Donnie Avery by CB DJ Hayden...Forced a fumble in the fourth period, punching the ball out of bounds on a carry by RB Jamaal Charles...(10/27) **vs. Pit.:** Posted five tackles (three)...(11/3) **vs. Phi.:** Tied for team lead with nine tackles (eight)...(11/10) **at NYG:** Tied for the team lead with 10 tackles (five)...(11/17) **at Hou.:** Forced two fumbles and credited with two passes defended...Added seven tackles (three)...Stripped Houston TE Garrett Graham on the game's third play from scrimmage, a fumble that was recovered by CB Phillip Adams and set up the Raiders' first touchdown...Also credited with a forced fumble on a hit on RB Ben Tate in the final defensive series of the game, helping Raiders seal the 28-23 victory...(11/24) **vs. Ten.:** Totaled 10 tackles (six)...(11/28) **at Dal.:** Credited with seven tackles (three) and one pass defended...(12/8) **at NYJ:** Nearly picked off a first-quarter pass with a diving effort...Recorded eight tackles (five) and one pass defended...(12/15) **vs. KC:** Contributed four tackles (three)...Stopped RB Knile Davis for a 2-yard loss late in the fourth quarter.

Charles Woodson 2013 Game-by-Game Statistics

Date	Opp	GP	GS	Tot	So	As	Sk	Yd	Int	Yd	Lg	TD	PD	FF	FR
09/8	at Ind.	1	1	6	2	4	0	0	0	0	0	0	0	0	0
09/15	Jac.	1	1	4	4	0	0	0	0	0	0	0	0	0	0
09/23	at Den.	1	1	17	12	5	0	0	0	0	0	0	0	0	0
09/29	Was.	1	1	11	7	4	1	10	0	0	0	0	0	1	0
10/6	SD	1	1	8	6	2	0	0	1	13	13	0	0	0	1
10/13	at KC	1	1	3	3	0	0	0	0	0	0	0	0	1	1
10/27	Pit.	1	1	5	3	2	0	0	0	0	0	0	0	0	0
11/03	Phi.	1	1	9	8	1	0	0	0	0	0	0	0	0	0
11/10	at NYG	1	1	10	5	5	0	0	0	0	0	0	0	0	0
11/17	at Hou.	1	1	7	3	4	0	0	0	0	0	0	2	2	0
11/24	Ten.	1	1	10	6	4	0	0	0	0	0	0	0	0	0
11/28	at Dal.	1	1	7	3	4	0	0	0	0	0	0	1	0	0
12/08	at NYJ	1	1	8	5	3	0	0	0	0	0	0	1	0	0
12/15	KC	1	1	4	3	1	0	0	0	0	0	0	0	0	0
12/22	at SD														
12/29	Den.														
2013 TOTALS		14	14	109	70	39	1	10	1	13	13	0	6	4	2

CHARLES WOODSON'S NFL STATISTICS

		TACKLES							INTERCEPTIONS					FUMBLES		
Year	Team	GP	GS	Tot	Solo	Asst	Sk	Yds	No	Yds	Lg	TD	PD	FF	FR	Yds
1998	Oakland	16	16	64	61	3	0	0	5	118	46	1	22	2	0	0
1999	Oakland	16	16	61	52	9	0	0	1	15	15	1	15	0	1	24
2000	Oakland	16	16	79	66	13	0	0	4	36	23	0	13	3	1	0
2001	Oakland	16	15	53	40	13	2	15	1	64	34	0	11	1	0	0
2002	Oakland	8	7	37	35	2	0	0	1	3	3	0	4	4	1	0
2003	Oakland	15	15	70	56	14	1	7	3	67	51	0	8	1	1	3
2004	Oakland	13	12	74	59	15	2.5	22	1	25	25	0	9	2	1	0
2005	Oakland	6	6	31	27	4	0	0	1	0	0	0	4	1	0	0
2006	Green Bay	16	16	63	51	12	1	9	8	61	23	1	26	3	1	0
2007	Green Bay	14	14	64	54	10	0	0	4	48	46	1	10	0	1	57
2008	Green Bay	16	16	79	66	13	3	14	7	169	62	2	20	1	1	-2
2009	Green Bay	16	16	81	63	18	2	18	9	179	45	3	21	4	1	0
2010	Green Bay	16	16	105	79	26	2	11	2	48	48	1	13	5	0	0
2011	Green Bay	15	15	83	68	15	2	11	7	63	30	1	20	1	1	-1
2012	Green Bay	7	7	44	36	8	1.5	5.5	1	0	0	0	5	1	0	0
2013	Oakland	14	14	109	70	39	1	10	1	13	13	0	6	4	2	25
NFL totals (16 years)		220	217	1097	883	214	18	122.5	56	909	62	11	207	33	12	106
PLAYOFFS																
2000	Oakland	2	2	5	4	1	0.0	0.0	0	0	0	0	2	0	1	0
2001	Oakland	2	2	12	8	4	0.0	0.0	0	0	0	0	3	0	0	0
2002	Oakland	3	3	22	18	4	0.0	0.0	1	12	12	0	4	0	0	0
2007	Green Bay	2	1	6	6	0	0.0	0.0	0	0	0	0	3	0	0	0
2009	Green Bay	1	1	7	7	0	0.0	0.0	0	0	0	0	1	1	0	0
2010	Green Bay	4	4	19	14	5	1.0	7.0	0	0	0	0	0	0	0	0
2011	Green Bay	1	1	2	2	0	0.0	0.0	0	0	0	0	1	0	0	0
2012	Green Bay	2	2	12	11	1	0.0	0.0	0	0	0	0	1	0	0	0
NFL totals		17	16	85	70	15	1.0	7.0	1	12	12	0	15	1	1	0



UPDATED BIOS - SPECIALISTS



Jon Condo

59

LONGSNAPPER | MARYLAND

HT. 6-3

WT. 245

Born: 8/26/81

Acquired: FA-'06

Seventh NFL season

Seventh Raiders Season

High School: Philipsburg-Osceola (Philipsburg, Pa.)

2013: Pro Bowl long snapper has played in over 100 career games...Named special teams captain for 2013...(9/8) **at Ind.:** Played in 100th career game...Credited with an assisted tackle on special teams...(9/15) **vs. Jac.:** Notched a special teams stop for the second straight game...(9/29) **vs. Was.:** Played in 100th consecutive game, all with the Raiders...(10/13) **at KC:** Posted his third special-teams tackle of the season, stopping PR Dexter McCluster on a second-quarter punt...(10/27) **vs. Pit.:** Assisted on a tackle on punt coverage, combining with Taiwan Jones to tackle PR Antonio Brown in the third quarter...(11/3) **vs. Phi.:** Snapped on a season-long 53-yard field goal by K Sebastian Janikowski...(11/10) **at NYG:** Recorded a fourth-quarter special teams tackle on punt coverage...(11/17) **at Hou.:** Snapped on a season-high 11 punts by P Marquette King...(11/24) **vs. Ten.:** Snapped on six field-goal attempts, tying a franchise record...(11/28) **at Dal.:** Posted a third-quarter special teams tackle on punt coverage...(12/8) **at NYJ:** Snapped on three field-goal attempts.



UPDATED BIOS - SPECIALISTS



Sebastian Janikowski

11

KICKER | FLORIDA STATE

HT. 6-1

WT. 258

Born: 3/2/78

Acquired: D1-'00

14th NFL season

14th Raiders Season

High School: Seabreeze (Daytona Beach, Fla.)

2013: Reliable, long-range kicker is in 14th NFL season, all with Oakland...(9/8) **at Ind.:** Played in 205th career game, moving into a tie with Dave Dalby (1972-85) for fourth place on Raiders' all-time service list...Was 1-for-2 on field-goal attempts, hitting a 38-yarder...Miss came from 48 yards out, his first miss from less than 50 yards since the 2011 season...(9/15) **vs. Jac.:** Hit four-of-five field-goal attempts...Only miss came from 35 yards out, his first miss from under 40 yards in 54 attempts....(9/23) **at Den.:** Good on all three PAT attempts...(9/29) **vs. Was.:** Missed a 52-yard field-goal attempt...(10/6) **vs. SD:** Good on two field-goal attempts, hitting from 47 and 50 yards out...50-yarder came in the fourth quarter, giving Raiders a 10-point lead late in the contest...(10/13) **at KC:** Played in his 210th career game with the Raiders, moving into a tie for third place with Pro Football Hall of Famer Jim Otto on the team's all-time games played list...(10/27) **vs. Pit.:** Moved into sole possession of third place on the Raiders' all-time games played list with his 211th career appearance in Silver and Black...Good on all three PAT attempts...(11/3) **vs. Phi.:** Was a perfect two-for-two on field goal attempts, including a season-long 53-yarder at the end of the first half...(11/10) **at NYG:** Good on two field-goal attempts, hitting from 33- and 24 yards out...Also had four touchbacks on kickoffs...(11/17) **at Hou.:** Missed lone field-goal attempt, hitting the left upright from 54 yards out...(11/24) **vs. Ten.:** Was four-of-six on field-goal attempts, hitting from 52-, 48-, 24-, and 42-yards out...(11/28) **at Dal.:** Kicked a 45-yard field goal with :35 remaining in regulation to cut the Dallas lead to seven points...Good on all three PAT attempts...(12/8) **at NYJ:** Played in his 217th career game, moving into a tie with Hall of Famer Gene Upshaw for second place on the Raiders' all-time service list...Connected on field goals of 41 and 40 yards after missing a 52-yarder in the first half...(12/15) **vs. KC:** Moved into sole possession of second place on the Raiders' all-time chart with his 218th career game...Good on a 34-yard field goal in the first quarter and perfect on four extra-point attempts.

SEBASTIAN JANIKOWSKI'S NFL STATISTICS

SCORING

SCORING		FIELD GOALS							PAT				Points
Year	Team	GP	FG	FGA	Pct	Lg	Blk	XP	XPA	Pct	Blk		
2000	Oakland	14	22	32	68.8	54	0	46	46	100.0	0	112	
2001	Oakland	15	23	28	82.1	52	1	42	42	100.0	0	111	
2002	Oakland	16	26	33	78.8	51	2	50	50	100.0	0	128	
2003	Oakland	16	22	25	88.0	55	1	28	29	96.6	0	94	
2004	Oakland	16	25	28	89.3	52	0	31	32	96.9	1	106	
2005	Oakland	16	20	30	66.7	49	1	30	30	100.0	0	90	
2006	Oakland	16	18	25	72.0	55	0	16	16	100.0	0	70	
2007	Oakland	16	23	32	71.9	54	1	28	28	100.0	0	97	
2008	Oakland	16	24	30	80.0	57	0	25	26	96.2	1	97	
2009	Oakland	16	26	29	89.7	61	0	17	17	100.0	0	95	
2010	Oakland	16	33	41	80.5	59	0	43	43	100.0	0	142	
2011	Oakland	15	31	35	88.6	63	2	36	36	100.0	0	129	
2012	Oakland	16	31	34	91.2	57	0	25	25	100.0	0	118	
2013	Oakland	14	19	27	70.4	53	0	34	34	100.0	0	91	
NFL totals (14 years)		218	343	429	80.0	63	8	451	454	99.3	2	1,480	

FIELD GOALS

Year	Team	1-19	Pct	20-29	Pct	30-39	Pct	40-49	Pct	50+	Pct
2000	Oakland	1/1	100.0	6/6	100.0	6/7	85.7	8/14	57.1	1/4	25.0
2001	Oakland	0/0	-	7/7	100.0	9/10	90.0	6/9	66.7	1/2	50.0
2002	Oakland	0/0	-	10/11	90.9	7/8	87.5	7/12	58.3	2/2	100.0
2003	Oakland	0/0	-	6/6	100.0	6/6	100.0	9/10	90.0	1/3	33.3
2004	Oakland	1/1	100.0	7/7	100.0	7/8	87.5	8/10	80.0	2/2	100.0
2005	Oakland	1/1	100.0	7/8	87.5	5/6	83.3	7/12	58.3	0/3	0.0
2006	Oakland	1/1	100.0	2/3	66.7	9/11	81.8	3/3	100.0	3/7	42.9
2007	Oakland	0/0	-	4/4	100.0	6/7	85.7	7/10	70.0	6/11	54.5
2008	Oakland	0/0	-	11/11	100.0	8/8	100.0	2/4	50.0	3/7	42.9
2009	Oakland	0/0	-	3/3	100.0	8/8	100.0	9/10	90.0	6/8	75.0
2010	Oakland	0/0	-	8/8	100.0	13/14	92.9	8/12	66.7	4/7	57.1
2011	Oakland	1/1	100.0	8/8	100.0	5/5	100.0	10/11	90.9	7/10	70.0
2012	Oakland	1/1	100.0	9/9	100.0	10/10	100.0	5/5	100.0	6/9	66.7
2013	Oakland	0/0	-	5/5	100.0	4/6	66.7	7/9	77.8	3/7	42.9
NFL totals (13 years)		6/6	100.0	93/96	96.8	103/114	90.3	96/131	73.2	45/82	54.9

PLAYOFF FIELD GOALS

2000	Oakland	0/0	-	1/1	100.0	2/2	100.0	0/0	-	0/1	0.0
2001	Oakland	0/0	-	1/1	100.0	1/1	100.0	3/3	100.0	0/0	-
2002	Oakland	0/0	-	1/2	50.0	3/3	100.0	2/2	100.0	0/0	-
Postseason		0/0	-	3/4	75.0	5/5	100.0	5/5	100.0	0/1	0.0



UPDATED BIOS - SPECIALISTS



Marquette King

7

PUNTER | FORT VALLEY STATE

HT. 6-0

WT. 192

Born: 10/26/88

Acquired: FA-'12

Second NFL season

Second Raiders Season

High School: Rutland (Macon, Ga.)

2013: Strong-legged punter is in first active season after spending rookie year on Injured Reserve...(9/8) **at Ind.:** Made NFL debut, punting twice for 101 yards (50.5 avg.)...Had a long punt of 53 yards for a touchback in the second quarter...(9/15) **vs. Jac.:** Totaled four punts for 192 yards (48.0 avg.)...Booted a 58-yard punt...(9/23) **at Den.:** Punted six times for 315 yards, including a season-long 66-yard effort...(9/29) **vs. Was.:** Produced a solid all-around performance, punting seven times for 314 yards (44.9 avg.) and pinning Washington inside the 20-yard line three times...(10/6) **vs. SD:** Punted six times for 297 yards (49.5 avg.)...Booted a 64-yard punt in the fourth quarter...(10/13) **at KC:** Established season-highs with eight punts for 414 yards (51.8 avg.)...Boomed his third punt of 60 or more yards this season, punting a 64-yarder in the second quarter...(10/27) **vs. Pit.:** Matched a season high with eight punts...Placed two efforts inside the 20-yard line...Posted first career special teams tackle...(11/3) **vs. Phi.:** Punted seven times for 315 yards, averaging 45 yards per effort...Recorded a tackle on special teams for the second straight game, forcing DeSean Jackson out of bounds in the second quarter and drawing a face-mask penalty on the play...(11/10) **at NYG:** Punted five times, averaging 50.8 yards per effort...Had first career punt blocked in the first quarter...Tied a season high with three punts inside the 20-yard line...(11/17) **at Hou.:** Set season highs with 11 punts for 540 yards (49.1 avg.)...Placed four punts inside the 20-yard line and booted three punts of 60 or more yards (64, 62 and 63)...(11/24) **vs. Ten.:** Punted twice for 95 yards (47.5 avg.)...(11/28) **at Dal.:** Punted five times for 265 yards, averaging a season-high 53 yards per effort...Placed two punts inside the 20-yard line...(12/8) **at NYJ:** Punted twice for 85 yards, placing one inside the 20-yard line...(12/15) **vs. KC:** Punted just once, booting a 48-yarder in the fourth quarter.

Marquette King 2013 Game-by-Game Statistics

Date	Opp	GP	No	Yds	Avg	Ret	Gross Yds	Net Avg	TB	FC	In 20	LG	Blk
09/08 at	Ind.	1	2	101	50.5	1	23	29.0	1	0	0	53	0
09/15	Jac.	1	4	192	48.0	1	5	41.8	1	0	1	58	0
09/23 at	Den.	1	6	315	52.5	3	34	43.5	1	1	0	66	0
09/29	Was.	1	7	314	44.9	2	11	40.4	1	0	3	48	0
10/06	SD	1	6	297	49.5	2	21	42.7	1	1	1	64	0
10/13 at	KC	1	8	414	51.8	6	32	42.0	1	0	1	64	0
10/27	Pit.	1	8	372	46.5	4	47	38.1	1	2	2	58	0
11/03	Phi.	1	7	315	45.0	3	39	36.6	1	1	1	57	0
11/10 at	NYG	1	5	254	50.8	3	30	37.3	0	1	3	61	1
11/17 at	Hou.	1	11	540	49.1	7	125	37.7	0	3	4	64	0
11/24	Ten.	1	2	95	47.5	1	0	47.5	0	0	0	54	0
11/28 at	Dal.	1	5	265	53.0	4	27	43.6	1	0	2	60	0
12/08 at	NYJ	1	2	85	42.5	0	65	21.7	1	1	1	48	1
12/15	KC	1	1	48	48.0	1	9	39.0	0	0	0	48	0
12/22 at	SD												
12/29	Den.												
2013 TOTALS		14	74	3,607	48.7	38	403	39.5	10	10	19	66	2

MARQUETTE KING'S NFL STATISTICS

Year	Team	GP	No	Yds	Gross Avg	Opp Ret	Opp Yds	Net Avg	TB	FC	In 20	LG	Blk
2012	Oakland					(injured reserve -- foot)							
2013	Oakland	14	74	3,607	48.7	38	403	39.5	10	10	19	66	2
NFL totals (two years)		14	74	3,607	48.7	38	403	39.5	10	10	19	66	2



UPDATED BIOS - OFFENSE



Khalif Barnes

69

TACKLE | WASHINGTON

HT. 6-6 WT. 321
Born: 4/21/82
Acquired: UFA-'09 (Jac.)

Ninth NFL season
Fifth Raiders Season
High School: Mt. Miguel (Spring Valley, Calif.)

2013: Started the first 11 games at LT, before moving inside to LG when T Jared Veldheer returned from injury...(9/8) **at Ind.:** Started at LT and helped pave the way for QB Terrelle Pryor, who set a Raiders franchise record for rushing yards by a quarterback...(9/15) **vs. Jac.:** Started at LT and helped lead the offense to 226 rushing yards, the team's highest total since 9/25/11...(9/23) **at Den.:** Started at LT and helped Pryor post a 112.4 QB rating...(9/29) **vs. Was.:** Started at LT and helped RB Rashad Jennings post 116 yards of total offense...(10/6) **vs. SD:** Started at LT and helped the Raiders rush for 104 yards in the victory...(10/13) **at KC:** Started at LT and helped the offense post 100-yards rushing for the third-straight game...(10/27) **vs. Pit.:** Started at LT and paved the way for the Raiders offense to average 7.9 yards per rush in the first half...(11/3) **vs. Phi.:** Started at LT and helped the Raiders total 560 yards of offense, the third-highest mark in franchise history...(11/10) **at NYG:** Started at LT and helped pave the way for Oakland to rush for 107 yards...(11/17) **at Hou.:** Started at LT and helped RB Rashad Jennings rush for 150 yards in the victory...(11/24) **vs. Ten.:** Started at LT and helped RB Rashad Jennings post 122 total yards, his fourth-straight game with 100-or-more total yards...(11/28) **at Dal.:** Made his first start of the season at LG and was part of a line that did not allow a sack...(12/8) **at NYJ:** Started at LG - his 100th-career start - and helped the Raiders post 150 rushing yards against the league's top-ranked rush defense...(12/15) **vs. KC:** Started at LG and was part of a line that did not allow a sack.

KHALIF BARNES' GAMES PLAYED/STARTED

Year	Team	GP	GS
2005	Jacksonville	13	12
2006	Jacksonville	15	15
2007	Jacksonville	16	14
2008	Jacksonville	16	16
2009	Oakland	6	2
2010	Oakland	16	3
2011	Oakland	16	16
2012	Oakland	9	9
2013	Oakland	14	14
NFL totals (nine years)		121	101
Postseason		3	3

Mike Brisiel

65

GUARD | COLORADO STATE

HT. 6-5 WT. 310
Born: 3/14/83
Acquired: UFA-'12 (Hou.)

Sixth NFL season
Second Raiders Season
High School: Fayetteville (Fayetteville, Ark.)

2013: Has started 13 games at RG, and has now started 28 games as a Raider since 2012...(9/8) **at Ind.:** Started at RG and helped lead the way for an offense that posted 171 rushing yards...(9/15) **vs. Jac.:** Started at RG and helped lead the offense to 226 rushing yards, the team's highest total since 9/25/11...(9/23) **at Den.:** Started at RG and helped Pryor post a 112.4 QB rating...(9/29) **vs. Was.:** Started at RG and helped QB Matt Flynn throw for 227 yards and a TD...(10/6) **vs SD:** Started at RG and helped pave the way for QB Terrelle Pryor to throw for 221 yards and 2 TDs...(10/13) **vs. KC:** Started at RG, but was forced to play center due to an injury to the starter, Andre Gurode...Marked the first time he had played center since 2007 with the Hamburg Sea Devils in NFL Europe...(10/28) **vs. Pit.:** Started at RG and helped pave the way for QB Terrelle Pryor to rush for 106 yards in the victory...(11/3) **vs. Phi.:** Started at RG and helped the Raiders total 560 yards of total offense, the third-highest mark in franchise history...(11/10) **at NYG:** Started at RG and helped pave the way for Oakland to rush for 107 yards...(11/17) **at Hou.:** Started at RG and blocked for QB Matt McGloin, who posted a 105.9 QB rating in his first-career start...(11/24) **vs. Ten.:** Started at RG and helped the offense total 353 total yards...(11/28) **at Dal.:** Started at RG and was part of a line that did not allow a sack...Was forced to leave the game due to a knee injury...(12/8) **at NYJ:** Was inactive due to a knee injury...(12/15) **vs. KC:** Started at RG and was part of a line that did not allow a sack.

MIKE BRISIEL'S GAMES PLAYED/STARTED

Year	Team	GP	GS
2007	Houston	4	4
2008	Houston	16	16
2009	Houston	5	5
2010	Houston	12	9
2011	Houston	13	13
2012	Oakland	15	15
2013	Oakland	13	13
NFL totals (six-plus years)		78	75
Postseason		2	2



UPDATED BIOS - OFFENSE



Brice Butler

19

WIDE RECEIVER | SAN DIEGO STATE

HT. 6-3

WT. 213

Rookie

Born: 1/29/90

High School: Norcross (Norcross, Ga.)

Acquired: D7a-'13

2013: Has played in 10 games, including two starts, and has posted nine catches for 103 yards...**(9/8) at Ind.:** Made his NFL debut and hauled in one reception for eight yards...**(9/15) vs. Jac.:** Posted two catches for 18 yards in the victory...**(9/23) vs. Den.:** Had his biggest NFL game to date, as he started and hauled in three passes for 54 yards, including a 29-yard reception on the final drive of the first half...**(9/29) vs. Was.:** Hauled in one catch for six yards, a third-down conversion on Oakland's first-quarter scoring drive...**(10/6) vs. SD:** Recorded one catch, a 20-yarder to convert a third-and-14 on the Raiders' fourth-quarter field-goal drive...**(10/13) at KC:** Posted one catch for five yards...**(10/27) vs. Pit.:** Saw action on special teams and on offense, but did not record a reception...**(11/3) vs. Phi.:** Was inactive...**(11/10) at NYG:** Did not play...**(11/17) at Hou.:** Saw action at WR but did not record a reception...**(11/24) vs. Ten.:** Saw action at WR and on special teams...Recovered WR Jacoby Ford's fumble on a punt return to retain possession...**(11/28) at Dal.:** Was inactive...**(12/8) vs. NYJ:** Saw action at WR and on special teams...**(12/15) vs. KC:** Was inactive.

Brice Butler 2013 Game-by-Game Statistics

Date	Opp	GP	GS	No	Yds	Avg	Lg	TD
09/08	at Ind.	1	0	1	8	8.0	8	0
09/15	Jac.	1	0	2	10	5.0	9	0
09/23	at Den.	1	1	3	54	18.0	29	0
09/29	Was.	1	1	1	6	6.0	6	0
10/06	SD	1	0	1	20	20.0	20	0
10/13	at KC	1	0	1	5	5.0	5	0
10/27	Pit.	1	0	0	0	0.0	0	0
11/03	Phi.			(inactive)				
11/10	at NYG	0	0	0	0	-	-	0
11/27	at Hou.	1	0	0	0	-	-	0
11/24	Ten.	1	0	0	0	-	-	0
11/28	at Dal.			(inactive)				
12/08	at NYJ	1	0	0	0	-	-	0
12/15	KC			(inactive)				
12/22	at SD							
12/29	Den.							
2013 TOTALS		10	2	9	103	11.4	29	0

BRICE BUTLER'S NFL STATISTICS

		RECEIVING								RUSHING				
Year	Team	GP	GS	No	Yds	Avg	Lg	TD		Att	Yds	Avg	Lg	TD
2013	Oakland	10	2	9	103	11.4	29	0		0	0	0	0	0



UPDATED BIOS - OFFENSE



Jacoby Ford

12

WIDE RECEIVER | CLEMSON

HT. 5-9 WT. 190
Born: 7/27/87
Acquired: D4b-'10

Fourth NFL season
Fourth Raiders Season
High School: Cardinal Newman (West Palm Beach, Fla.)

2013: Has played in 14 games, starting one, at WR and as a kickoff and punt returner...Has added nine punt returns for 77 yards...(9/8) **at Ind.:** Hauled in one reception for two yards...Returned two kickoffs for 47 yards...(9/15) **vs. Jac.:** Started at WR and caught two passes for 12 yards...Returned one kickoff for 26 yards...(9/23) **at Den.:** Posted one reception for 15 yards, one rush for four yards and two kickoff returns for 45 yards...(9/29) **vs. Was.:** Totaled one rush for three yards on offense, and one KOR for 25 yards and his first two-career punt returns for 15 yards on special teams...(10/6) **vs. SD:** Recorded 15 receiving yards on two receptions and 92 KOR yards on four attempts...(10/13) **at KC:** Caught one pass for 11 yards, rushed one time for one yard and returned one kick for 18 yards...(10/27) **vs. Pit.:** Caught one pass for -3 yards and returned one punt for 14 yards...(11/3) **vs. Phi.:** Totaled two receptions for 28 yards on offense...(11/10) **at NYG:** Saw action as a receiver and as a punt returner...(11/17) **at Hou.:** Served as the team's primary punt returner, returning four punts for 30 yards and rushing once for four yards on offense...(11/24) **vs. Ten.:** Returned two punts for 18 yards...(11/28) **at Dal.:** Recorded a season-high three catches for 19 yards, including an 11-yarder that led to a field goal in the fourth quarter...(12/8) **at NYJ:** Saw action at WR...(12/15) **vs. KC:** Saw action at WR.

Jacoby Ford 2013 Game-by-Game Statistics

Date	Opp	GP	GS	RECEIVING					KICKOFF RETURNS				
				No	Yds	Avg	Lg	TD	No	Yds	Avg	Lg	TD
09/08	at Ind.	1	0	1	2	2.0	2	0	2	47	23.5	27	0
09/15	Jac.	1	1	2	12	6.0	9	0	1	26	26.0	26	0
09/23	at Den.	1	0	1	15	15.0	15	0	2	45	22.5	28	0
09/29	Was.	1	0	0	0	-	-	0	1	25	25.0	25	0
10/06	SD	1	0	2	15	7.5	10	0	4	92	23.0	30	0
10/13	at KC	1	0	1	11	11.0	11	0	1	18	18.0	18	0
10/27	Pit.	1	0	1	-3	-3.0	-3	0	0	0	-	-	0
11/03	Phi.	1	0	2	28	14.0	22	0	0	0	-	-	0
11/10	at NYG	1	0	0	0	-	-	0	0	0	-	-	0
11/27	at Hou.	1	0	0	0	-	-	0	0	0	-	-	0
11/24	Ten.	1	0	0	0	-	-	0	0	0	-	-	0
11/28	at Dal.	1	0	3	19	6.3	11	0	0	0	-	-	0
12/08	at NYJ	1	0	0	0	-	-	0	0	0	-	-	0
12/15	KC	1	0	0	0	-	-	0	0	0	-	-	0
12/22	at SD												
12/29	Den.												
2013 TOTALS		14	1	13	99	7.6	22	0	11	253	23.0	30	0

JACOBY FORD'S NFL STATISTICS

Year	Team	GP	GS	RECEIVING					RUSHING				
				No	Yds	Avg	Lg	TD	Att	Yds	Avg	Lg	TD
2010	Oakland	16	9	25	470	18.8	52	2	10	155	15.5	71t	2
2011	Oakland	8	3	19	279	14.7	41	1	4	31	7.8	30	0
2012	Oakland			(injured reserve - foot)									
2013	Oakland	14	1	13	99	7.6	22	0	5	15	3.0	4	0
NFL totals (four years)		38	13	57	848	14.9	52	3	19	201	10.6	71t	2

KICKOFF RETURNS						
Year	Team	No	Yds	Avg	Lg	TD
2010	Oakland	53	1280	24.2	101t	3
2011	Oakland	11	341	31.0	101t	1
2012	Oakland	(injured reserve - foot)				
2013	Oakland	11	253	23.0	30	0
NFL totals (four years)		75	1,874	25.0	101t	4



UPDATED BIOS - OFFENSE



Andre Gurode

64

CENTER/GUARD | COLORADO

HT. 6-4

WT. 320

Born: 3/5/79

Acquired: FA-'13

12th NFL season

First Raiders Season

High School: North Shore (Houston, Texas)

2013: Has played in 10 games, seeing action along the line at LG, RG and center, as well as on special teams...Has started two games at LG and two at center...(9/8) **at Ind.:** Saw action on special teams...(9/15) **vs. Jac.:** Played on special teams and filled in a LG for the injured G Lucas Nix...(9/23) **at Den.:** Started at LG for the injured Nix and helped QB Terrelle Pryor post a 112.4 QB rating...(9/29) **vs. Was.:** Started at LG and helped pave the way for RB Rashad Jennings to total 116 total yards of offense...(10/6) **vs. SD:** Started his first game at center since 2010 and helped lead the Raiders to 299 total yards...(10/13) **at KC:** Started the game at center, but suffered a knee injury in the first half that forced him to leave the game...(10/27) **vs. Pit. and (11/3) vs. Phi.:** Was inactive due to a quadriceps injury...(11/10) **at NYG:** Did not play...(11/17) **at Hou.:** Rotated in a LG and saw action at RG when G Mike Brisiel left the game due to a knee injury...(11/24) **vs. Ten.:** Saw action along the offensive line...(11/28) **at Dal.:** Saw action at RG after Brisiel left the game due to a knee injury...Was part of a line that did not allow a sack...(12/8) **at NYJ:** Saw action on special teams...(12/15) **vs. KC:** Was inactive.

ANDRE GURODE'S GAMES PLAYED/STARTED

Year	Team	GP	GS
2002	Dallas.....	14	14
2003	Dallas.....	16	15
2004	Dallas.....	14	13
2005	Dallas.....	16	2
2006	Dallas.....	16	16
2007	Dallas.....	14	14
2008	Dallas.....	16	16
2009	Dallas.....	16	16
2010	Dallas.....	16	16
2011	Baltimore.....	13	5
2012	Chicago.....	0	0
2013	Oakland.....	10	4
NFL totals (12 years).....		160	131
Postseason.....		7	5



UPDATED BIOS - OFFENSE



Andre Holmes

18

WIDE RECEIVER | HILLSDALE

HT. 6-4

WT. 210

Born: 6/16/88

Acquired: W-'13 (NE)

Second NFL season

First Raiders Season

High School: James B. Conant (Hoffman Estates, Ill.)

2013: Was suspended for the first four games of the season before being added to the active roster...Recorded his first reception as a Raider in Week 11 at Houston... Made his first NFL start on 11/24 vs. Tennessee...Is enjoying a breakout season, posting 17 catches for 322 yards...(10/13) **at KC:** Saw his first action of the season and made his Raider debut...(10/27) **vs. Pit.:** Saw action on offense but did not record a reception...(11/3) **vs. Phi.:** Was inactive due to a hamstring injury...(11/10) **at NYG:** Saw action on offense and on special teams...Recovered a fumble on the game's opening kickoff and returned it 22 yards to set up the Raiders' first TD drive...(11/17) **at Hou.:** Saw action at WR and recorded his first reception as a Raider, a 33-yard leaping catch...(11/24) **vs. Ten.:** Started at WR and recorded two receptions for 32 yards, including a 16-yarder in the third quarter to set up a Raiders field goal...(11/28) **at Dal.:** Posted his best game as a pro, hauling in seven catches for 136 yards... Recorded three catches of at least 20 yards (21, 24, 35)...(12/8) **at NYJ:** Started at WR at totaled three catches for 63 yards...Hauled in a 40-yard pass from QB Matt McGloin in the second quarter, getting Oakland out from inside its own 10-yard line...(12/15) **vs. KC:** Recorded four catches for 58 yards and one TD...His six-yard TD on the Raiders' first drive of the second half was the first TD reception of his career.

Andre Holmes 2013 Game-by-Game Statistics

Date	Opp	GP	GS	No	Yds	Avg	Lg	TD
09/08	at Ind.			(suspended)				
09/15	Jac.			(suspended)				
09/23	at Den.			(suspended)				
09/29	Was.			(suspended)				
10/06	SD			(exempt)				
10/13	at KC	1	0	0	0	-	-	0
10/27	Pit.	1	0	0	0	-	-	0
11/03	Phi.			(inactive)				
11/10	at NYG	1	0	0	0	-	-	0
11/27	at Hou.	1	0	1	33	33.0	33	0
11/24	Ten.	1	1	2	32	16.0	16	0
11/28	at Dal.	1	0	7	136	19.4	35	0
12/08	at NYJ	1	1	3	63	21.0	40	0
12/15	KC	1	1	4	58	14.8	28	1
12/22	at SD							
12/29	Den.							
2013 TOTALS		8	3	17	322	18.9	40	1

ANDRE HOLMES' NFL STATISTICS

Year	Team	RECEIVING							RUSHING				
		GP	GS	No	Yds	Avg	Lg	TD	Att	Yds	Avg	Lg	TD
2011	Dallas		(inactive)										
2012	Dallas	7	0	2	11	5.5	7	0	0	0	-	-	0
2013	Oakland	8	3	17	322	18.9	40	1	0	0	-	-	0
NFL totals (two-plus years)		15	3	19	333	17.5	40	1	0	0	-	-	0



UPDATED BIOS - OFFENSE



Greg Jenkins

10

WIDE RECEIVER | ALABAMA STATE

HT. 6-1

WT. 208

Rookie

Born: 8/23/89

High School: Wesley Chapel (Fla.)

Acquired: FA-'13

2013: Spent the first 11 weeks on the Raiders' practice squad before being promoted to the active roster for the Week 12 game vs. Tennessee...Has seen action as the team's punt returner, returning five punts for 48 yards...**(11/24) vs. Ten.:** Made his NFL debut and saw action on special teams...**(11/28) at Dal.:** On the game's opening kickoff, recovered a fumble and returned it 23 yards for a TD, immediately putting the Raiders up 7-0...Was his first-career TD of any kind...Returned four punts for 42 yards, including a long of 14...**(12/8) at NYJ:** Saw action on special teams...Returned three kickoffs for 58 yards (19.3 avg.)...**(12/15) vs. KC:** Saw action on special teams, returning one kickoff 23 yards and one punt six yards.

Greg Jenkins 2013 Game-by-Game Statistics

Date	Opp	GP	GS	No	Yds	Avg	Lg	TD
09/08	at Ind.							
09/15	Jac.							
09/23	at Den.							
09/29	Was.							
10/06	SD							
10/13	at KC							
10/27	Pit.							
11/03	Phi.							
11/10	at NYG							
11/27	at Hou.							
11/24	Ten.	1	0	0	0	-	-	0
11/28	at Dal.	1	0	0	0	-	-	0
12/08	at NYJ	1	0	0	0	-	-	0
12/15	KC	1	0	0	0	-	-	0
12/22	at SD							
12/29	Den.							
2013 TOTALS		4	0	0	0	-	-	0

GREG JENKINS' NFL STATISTICS

Year	Team	RECEIVING							RUSHING				
		GP	GS	No	Yds	Avg	Lg	TD	Att	Yds	Avg	Lg	TD
2013	Oakland	4	0	0	0	-	-	0	0	0	0	0	0



UPDATED BIOS - OFFENSE



Rashad Jennings

27

RUNNING BACK | LIBERTY

HT. 6-1 WT. 231

Born: 3/26/85

Acquired: UFA-'13 (Jac.)

Fifth NFL season

First Raiders Season

High School: Lynchburg Christian Academy (Lynchburg, Va.)

2013: Has totaled 679 yards rushing - a team high - on 149 attempts in 13 games...Led the entire NFL during the month of November with 596 total yards...Has also served as a key contributor on special teams...(9/8) at Ind.: Totaled two carries for two yards...Also had a special teams tackle...(9/15) vs. Jac.: Rushed for a season-high 32 yards, including a long of 28 yards, in the victory...(9/23) at Den.: Hauled in two passes for 15 yards, including a 14-yard reception on the final drive of the first half as the Raiders were moving down the field...(9/29) vs. Was.: Served as the primary ball carrier when Darren McFadden left the game with an injury...Totaled 116 yards of offense (45 rushing and 71 receiving) for his first 100-yard game as a Raider...Also reached 1,000 yards rushing for his career during the contest...Blocked a first-quarter punt that was returned by RB Jeremy Stewart for a TD to give Oakland a 7-0 lead...(10/6) vs. SD: Started his first game as a Raider and posted 41 rushing yards on 10 attempts...(10/13) at KC: Backed up McFadden, carrying the ball four times for 12 yards and hauling in one catch for nine yards...(10/27) vs. Pit.: Spelled McFadden in the running game, rushing for eight yards on two carries...Partially blocked a first-quarter punt, getting the Raiders good field position to set up a TD drive...Also fielded an onside kick to seal the victory late in the fourth quarter...(11/3) vs. Phi.: Filled in as the primary running back after McFadden left the game with a hamstring injury...Set a career high with 176 total yards (102 rushing, 74 receiving)...Scored his first TD as a Raider with an eight-yard TD rush in the second quarter...(11/10) at NYG: Posted 88 yards rushing and 19 yards receiving for his second-straight 100-total-yard performance...Averaged 4.4 yards per carry...(11/17) at Hou.: Carried the ball 22 times for 150 yards and one TD in the victory...Posted the second-longest run of the season (tied with Cardinals RB Andre Ellington), an 80-yard TD rush, in the third quarter to extend the team's lead to 28-17...(11/24) vs. Ten.: Totaled his fourth-straight game with over 100 total yards...Rushed 16 times for 73 yards and caught four passes for 49 yards...(11/28) at Dal.: Started at RB and rushed 17 times for 35 yards, while catching one pass for eight yards...Left the game in the fourth quarter due to a concussion...(12/8) at NYJ: Was inactive due to a concussion...(12/15) vs. KC: Totaled 103 yards (91 rushing, 12 receiving) and two TDs...His two-TD performance was his second multi-TD game of the season...His 23 carries were also a season high.

Rashad Jennings 2013 Game-by-Game Statistics

Date	Opp	GP	GS	RUSHING					RECEIVING				
				Att	Yds	Avg	Lg	TD	No	Yds	Avg	Lg	TD
09/08	at Ind.	1	0	2	2	1.0	2	0	-	-	-	-	-
09/15	Jac.	1	0	4	32	8.0	28	0	1	2	2.0	2	0
09/23	at Den.	1	0	0	0	-	-	0	2	15	7.5	14	0
09/29	Was.	1	0	14	45	3.2	6	0	8	71	8.9	17	0
10/06	SD	1	1	10	41	4.1	9	0	0	0	-	-	0
10/13	at KC	1	0	4	12	3.0	4	0	1	9	9.0	9	0
10/27	Pit.	1	0	2	8	4.0	5	0	0	0	-	-	0
11/03	Phi.	1	0	15	102	6.8	26	1	7	74	10.6	24	0
11/10	at NYG	1	1	20	88	4.4	18	0	2	19	9.5	12	0
11/27	at Hou.	1	1	22	150	6.8	80t	1	2	-2	-1.0	0	0
11/24	Ten.	1	1	16	73	4.6	15	0	4	49	12.3	21	0
11/28	at Dal.	1	1	17	35	2.1	9	2	1	8	8.0	8	0
12/08	at NYJ			(inactive - head)									
12/15	KC	1	1	23	91	4.0	21	2	3	12	4.0	4	0
12/22	at SD												
12/29	Den.												
2013 TOTALS		13	6	149	679	4.6	80t	6	31	257	8.3	24	0

RASHAD JENNINGS' NFL STATISTICS

Year	Team	GP	GS	RUSHING					RECEIVING				
				Att	Yds	Avg	Lg	TD	No	Yds	Avg	Lg	TD
2009	Jacksonville	15	0	39	202	5.2	28	1	16	101	6.3	14	0
2010	Jacksonville	13	3	84	459	5.5	74t	4	26	223	8.6	25	0
2011	Jacksonville	Injured reserve -- knee											
2012	Jacksonville	10	6	101	283	2.8	21	2	19	130	6.8	26	0
2013	Oakland	13	6	149	679	4.6	80t	6	31	257	8.3	24	0
NFL totals (five years)		51	15	373	1,623	4.4	80t	13	92	711	7.7	26	0



UPDATED BIOS - OFFENSE



Nick Kasa

88

TIGHT END | COLORADO

HT. 6-6

WT. 265

Born: 11/5/90

Acquired: D6a-'13

Rookie

High School: Legacy (Thornton, Colo.)

2013: Has appeared in 14 games - starting one at TE - primarily on special teams...(9/8) at Ind.: Saw action on special teams in his NFL debut...(9/15) vs. Jac., (9/23) at Den., (9/29) vs. Was. and (10/6) vs. SD. (10/13) at KC and (10/27) vs. Pit: Saw action on special teams...(11/3) vs. Phi.: Saw action at tight end and on special teams...(11/10) at NYG: Made his first-career start as a third TE and saw action on offense and special teams...(11/17) at Hou.: Saw action on offense and special teams...(11/24) vs. Ten.: Saw extended action at TE after TE Mychal Rivera left the game due to injury...Also played on special teams...(11/28) at Dal.: Saw action at TE and on special teams...(12/8) at NYJ: Saw action on special teams before leaving the game due to a concussion...(12/15) vs. KC: Saw action on special teams.

Nick Kasa 2013 Game-by-Game Statistics

Date	Opp	GP	GS	No	Yds	Avg	Lg	TD
09/08	at Ind.	1	0	0	0	-	-	0
09/15	Jac.	1	0	0	0	-	-	0
09/23	at Den.	1	0	0	0	-	-	0
09/29	Was.	1	0	0	0	-	-	0
10/06	SD	1	0	0	0	-	-	0
10/13	at KC	1	0	0	0	-	-	0
10/27	Pit.	1	0	0	0	-	-	0
11/03	Phi.	1	0	0	0	-	-	0
11/10	at NYG	1	1	0	0	-	-	0
11/27	at Hou.	1	0	0	0	-	-	0
11/24	Ten.	1	0	0	0	-	-	0
11/28	at Dal.	1	0	0	0	-	-	0
12/08	at NYJ	1	0	0	0	-	-	0
12/15	KC	1	0	0	0	-	-	0
12/22	at SD							
12/29	Den.							
2013 TOTALS		14	1	0	0	-	-	0

NICK KASA'S NFL STATISTICS

Year	Team	RECEIVING							RUSHING				
		GP	GS	No	Yds	Avg	Lg	TD	Att	Yds	Avg	Lg	TD
2013	Oakland	14	1	0	0	-	-	0	0	0	-	-	0



UPDATED BIOS - OFFENSE



Lamar Mady

63

GUARD | YOUNGSTOWN STATE

HT. 6-2

WT. 315

Born: 12/13/90

Rookie

Acquired: FA-'13

High School: Topeka (Topeka, Kan.)

2013: Spent the first two weeks on the Raiders' practice squad before being elevated to the active roster on 9/23...Saw his first action along the offensive line in Week 6 at KC...(9/23) **at Den.:** Made his NFL debut and played on special teams...(9/29) **vs. Was.:** Saw action on special teams...(10/6) **vs. SD:** Did not play...(10/13) **at KC:** Saw action at RG when starting center Andre Gurode went down with a knee injury and RG Mike Brisiel moved to center...(10/27) **vs. Pit.:** Saw action on special teams...(11/3) **vs. Phi.:** Filled in at LG and RG throughout the game, helping the Raiders total 560 yards of offense...(11/10) **at NYG:** Rotated in at LG throughout the contest, and helped pave the way for the offense to gain 107 yards on the day...(11/17) **at Hou.:** Saw action at RG when G Mike Brisiel and C/G Andre Gurode went down with injuries...(11/24) **vs. Ten., (11/28) at Dal., (12/8) at NYJ and (12/15) vs. KC:** Was inactive.

LAMAR MADY'S GAMES PLAYED/STARTED

Year	Team	GP	GS
2013	Oakland.....	7	0
NFL totals (one year)		7	0



UPDATED BIOS - OFFENSE



Jeron Mastrud

85

TIGHT END | KANSAS STATE

HT. 6-5 WT. 255

Born: 12/17/87

Acquired: FA-'13

Fourth NFL season

First Raiders Season

High School: Southridge (Beaverton, Ore.)

2013: Has started 10 games at TE, posting five catches for 76 yards...(9/8) **at Ind.:** Started his first game as a Raider at TE and totaled one catch for 41 yards...His 41-yard reception came on a crucial third-and-1 late in the fourth quarter to extend Oakland's final drive...(9/15) **vs. Jac.:** Started at TE and helped pave the way for the team to total 226 rushing yards...(9/23) **at Den.:** Saw action at TE and helped QB Terrelle Pryor post a 112.4 QB rating...(9/29) **vs. Was.:** Caught one pass for eight yards from the TE position...(10/6) **vs. SD:** Saw action at TE, helping QB Terrelle Pryor post a 135.7 QB rating...(10/13) **at KC:** Started at TE and hauled in one pass for 13 yards...(10/27) **vs. Pit.:** Started at TE and posted one reception for nine yards...(11/3) **vs. Phi.:** Started at TE and helped the offense post 560 total yards...(11/10) **at NYG:** Started at TE and helped the offense total 107 rushing yards...(11/17) **at Hou.:** Started at TE and helped the offense gain 341 yards, 165 of which were on the ground...(11/24) **vs. Ten.:** Posted one catch for five yards and helped the offense post 353 total yards...(11/28) **at Dal.:** Started at TE and was part of an offense that did not allow a sack...(12/8) **at NYJ:** Started at TE and was part of an offense that rushed for 150 yards on the league's top-ranked rushing unit...(12/15) **vs. KC:** Was part of an offense that did not allow a sack.

Jeron Mastrud 2013 Game-by-Game Statistics

Date	Opp	GP	GS	No	Yds	Avg	Lg	TD
09/08	at Ind.	1	1	1	41	41.0	41	0
09/15	Jac.	1	1	0	0	-	-	0
09/23	at Den.	1	0	0	0	-	-	0
09/29	Was.	1	0	1	8	7.0	7	0
10/06	SD	1	0	0	0	-	-	0
10/13	at KC	1	1	1	13	13.0	13	0
10/27	Pit.	1	1	1	9	9.0	9	0
11/03	Phi.	1	1	0	0	-	-	0
11/10	at NYG	1	1	0	0	-	-	0
11/27	at Hou.	1	1	0	0	-	-	0
11/24	Ten.	1	1	1	5	5.0	5	0
11/28	at Dal.	1	1	0	0	-	-	0
12/08	at NYJ	1	1	0	0	-	-	0
12/15	KC	1	0	0	0	-	-	0
12/22	at SD							
12/29	Den.							
2013 TOTALS		14	10	5	76	15.2	41	0

JERON MASTRUD'S NFL STATISTICS

Year	Team	RECEIVING							RUSHING				
		GP	GS	No	Yds	Avg	Lg	TD	Att	Yds	Avg	Lg	TD
2010	Miami	8	2	0	0	-	-	0	0	0	-	-	0
2011	Miami	14	3	1	8	8.0	8	0	0	0	-	-	0
2012	Miami	14	1	0	0	-	-	0	0	0	-	-	0
2013	Oakland	14	10	5	76	15.2	41	0	0	0	-	-	0
NFL totals (four years)		50	16	6	84	14.0	41	0	0	0	-	-	0



UPDATED BIOS - OFFENSE



Matt McCants

73

TACKLE | ALABAMA-BIRMINGHAM

HT. 6-5

WT. 309

Born: 12/13/90

Acquired: FA-'13

Second NFL season

First Raiders Season

High School: Williamson (Mobile, Ala.)

2013: Has played in 11 games, with three starts, seeing action at tackle and special teams...(9/8) at Ind.: Made his NFL debut, seeing action on special teams and as an extra offensive lineman...(9/15) vs. Jac. and (9/23) at Den.: Played on special teams and as an extra offensive lineman...(9/29) vs. Was.: Did not play...(10/6) vs. SD: Made his first-career NFL start at RT, helping the Raiders gain 299 total yards...(10/13) at KC: Subbed in at RT for the injured Tony Pashos in the second half...(10/27) vs. Pit.: Started at RT and helped the offense rush for three TDs in the victory...(11/3) vs. Phi.: Started at RT and helped the offense total 560 yards before leaving the game with a toe injury...(11/10) at NYG and (11/17) at Hou.: Was inactive due to a toe injury...(11/24) vs. Ten. and (11/28) at Dal.: Saw action as an extra offensive lineman...(12/8) at NYJ and (12/15) vs. KC: Saw action on special teams.

MATT MCCANTS' GAMES PLAYED/STARTED

Year	Team	GP	GS
2012	NY Giants	0	0
2013	Oakland	11	3
NFL totals (two years)		11	3



UPDATED BIOS - OFFENSE



Darren McFadden

20

RUNNING BACK | ARKANSAS

HT. 6-1

WT. 218

Born: 8/27/87

Acquired: D1-'08

Sixth NFL season

Sixth Raiders Season

High School: Pulaski Oak Grove (North Little Rock, Ark.)

2013: Has totaled 365 rushing yards and four TDs in eight games this season...Has also added a passing TD, the first of his career...**(9/8) at Ind.:** Started at RB and rushed for 48 yards on 17 carries, passing Charlie Smith (No. 10) and Justin Fargas (No. 9) on the Raiders' all-time rushing list...Added three receptions for 18 yards out of the backfield...Also scored his first TD of the season on a one-yard dive...**(9/15) vs. Jac.:** Rushed for a season-high 129 yards on 19 carries (6.8 yards per carry)...Also totaled 28 receiving yards...Recorded a key 30-yard run to set up a field goal in the third quarter...Had three runs of 20-or-more yards...**(9/23) at Den.:** Became just the second non-QB (Shane Lechler) to throw for a TD in Raiders history when he connected with FB Marcel Reece on a 16-yard TD...Added nine yards on the ground and a TD...**(9/29) vs. Was.:** Rushed for 29 yards on five carries (5.8 yards per carry) before leaving the game and not returning due to a hamstring injury...**(10/6) vs. SD:** Was inactive due to a hamstring injury...**(10/13) at KC:** Rushed 16 times for 52 yards and recorded three catches for 31 yards in his first game back from a hamstring injury...Added a key eight-yard run to help set up the Raiders' second quarter TD...**(10/27) vs. Pit.:** Totaled 73 yards on 24 carries and two touchdowns...Added two receptions for five yards...Passed Michael Bush on the all-time Raiders rushing TDs list, moving into a tie for ninth place...Also passed Clarence Davis on the franchise's all-time rushing yards list...**(11/3) vs. Phi.:** Rushed for 12 yards on five carries and caught one pass for three yards before leaving the game with a hamstring injury...**(11/10) at NYG, (11/17) at Hou. and (11/24) vs. Ten.:** Was inactive due to a hamstring injury...**(11/28) at Dal.:** Posted five carries for 13 yards...**(12/8) at NYJ and (12/15) vs. KC:** Was inactive due to an ankle injury.

Darren McFadden 2013 Game-by-Game Statistics

Date	Opp	GP	GS	RUSHING					RECEIVING				
				Att	Yds	Avg	Lg	TD	No	Yds	Avg	Lg	TD
09/08	at Ind.	1	1	17	48	2.8	9	1	3	18	6.0	14	0
09/15	Jac.	1	1	19	129	6.8	30	0	4	28	7.0	12	0
09/23	at Den.	1	1	12	9	0.8	5	1	0	0	-	-	0
09/29	Was.	1	1	5	29	5.8	14	0	0	0	-	-	0
10/06	SD			(inactive - hamstring)									
10/13	at KC	1	1	16	52	3.3	8	0	3	31	10.3	16	0
10/27	Pit.	1	1	24	73	3.0	19	2	2	5	2.5	7	0
11/03	Phi.	1	1	5	12	2.4	5	0	1	3	3.0	3	0
11/10	at NYG			(inactive - hamstring)									
11/27	at Hou.			(inactive - hamstring)									
11/24	Ten.			(inactive - hamstring)									
11/28	at Dal.	1	0	5	13	2.6	6	0	0	0	-	-	0
12/08	at NYJ			(inactive - ankle)									
12/15	KC			(inactive - ankle)									
12/22	at SD												
12/29	Den.												
2013 TOTALS		8	7	103	365	3.5	30	4	13	85	6.5	16	0

DARREN MCFADDEN'S NFL STATISTICS

Year	Team	GP	GS	RUSHING					RECEIVING				
				Att	Yds	Avg	Lg	TD	No	Yds	Avg	Lg	TD
2008	Oakland	13	5	113	499	4.4	50	4	29	285	9.8	27	0
2009	Oakland	12	7	104	357	3.4	28	1	21	245	11.7	48	0
2010	Oakland	13	13	223	1157	5.2	57t	7	47	507	10.8	67t	3
2011	Oakland	7	7	113	614	5.4	70t	4	19	154	8.1	26	1
2012	Oakland	12	12	216	707	3.3	64t	2	42	258	6.1	20	1
2013	Oakland	8	7	103	365	3.5	30	4	13	85	6.5	16	0
NFL totals (six years)		65	51	872	3,699	4.2	70t	22	171	1,534	9.0	67t	5



UPDATED BIOS - OFFENSE



Matt McGloin

14

QUARTERBACK | PENN STATE

HT. 6-1

WT. 210

Rookie

Born: 12/2/89

High School: West Scranton (Scranton, Pa.)

Acquired: FA-'13

2013: Was inactive for the first three games this season...Did not play in Weeks 4-8 and 10...Made his NFL debut in Week 9 vs. Philadelphia...Made his first NFL start in Week 11 at Houston, leading the team to a victory...Has thrown for 1,341 yards on 98-of-176 passing with eight TDs...(9/8) at Ind., (9/15) vs. Jac. and (9/23) at Den.: Was inactive...(9/29) vs. Was., (10/6) vs SD, (10/13) at KC and (10/27) vs. Pit.: Did not play...(11/3) vs. Phi.: Played in relief of QB Terrelle Pryor, completing 7-of-15 passes for 87 yards and leading the team on a TD drive...(11/10) at NYG: Did not play...(11/17) at Hou.: Made his first-career start, throwing for 197 yards and three TDs on 18-of-32 passing...Posted the team's first three-touchdown performance of the season...With QB Case Keenum starting for the Texans, the game marked the second time in NFL history and first time since 1985 that two undrafted first-year quarterbacks were started against each other...Became the first undrafted rookie with three or more touchdown passes in his first NFL start since 1987...Became the second quarterback since the 1970 AFL-NFL Merger to throw at least three touchdowns without throwing an interception in his first NFL start (Todd Marinovich, 1991)...(11/24) vs. Ten.: Was 19-of-32 for 260 yards with one TD and one interception and an 82.8 QB rating...Engineered a go-ahead drive late in the fourth quarter, connecting on a 27-yard TD pass with FB Marcel Reece to give the Raiders the lead...(11/28) at Dal.: Completed 18-of-30 passes for 255 yards and one interception and was not sacked for the second game in a row...Engineered two second-quarter TD drives to put the Raiders up 21-7...(12/8) at NYJ: Threw for 245 yards on 18-of-31 passing with two TDs and one interception...His 48-yard TD strike to WR Rod Streater was a career long...Added 20 rushing yards on two attempts...(12/15) vs. KC: Was 18-of-36 for 297 yards, two TDs and four interceptions...His 297 yards were a career high.

Matt McGloin 2013 Game-by-Game Statistics

Date	Opp	GP	GS	Att	Cmp	PASSING							Lg	Sk	Rtng	RUSHING				
						Yds	Pct	TD	Int	Att	Yds	Avg				LG	TD			
09/08	at Ind.							(inactive)												
09/15	Jac.							(inactive)												
09/23	at Den.							(inactive)												
09/29	Was.	0	0	0	0	0	0	0	0	0	-	0	-	0	0	0	-	0		
10/06	SD	0	0	0	0	0	0	0	0	0	-	0	-	0	0	0	-	0		
10/13	at KC	0	0	0	0	0	0	0	0	0	-	0	-	0	0	0	-	0		
10/27	Pit.	0	0	0	0	0	0	0	0	0	-	0	-	0	0	0	-	0		
11/03	Phi.	1	0	15	7	87	46.7	0	0	22	0	65.1		0	0	-	-	0		
11/10	at NYG	0	0	0	0	0	-	0	0	0	-	0	-	0	0	-	-	0		
11/17	at Hou.	1	1	32	18	197	56.2	3	0	36	2	105.9		3	-3	-1.0	-1	0		
11/24	Ten.	1	1	32	19	260	59.4	1	1	27t	0	82.8		2	6	3.0	7	0		
11/28	at Dal.	1	1	30	18	255	60.0	0	1	35	0	73.6		2	-1	-0.5	0	0		
12/08	at NYJ	1	1	31	18	245	58.1	2	1	48t	3	91.5		2	20	10.0	20	0		
12/15	KC	1	1	36	18	297	50.0	2	4	52	0	57.1		1	0	0.0	0	0		
12/22	at SD																			
12/29	Den.																			
2013 TOTALS		6	5	176	98	1,341	55.7	8	7	52	5	78.8		10	22	2.2	20	0		

MATT MCGLOIN'S NFL STATISTICS

Year	Team	GP	GS	Att	Cmp	Pct	Yds	Att	TD	Int	Lg	Sk	Lst	Rating
2013	Oakland	6	5	176	98	55.7	1,341	7.6	8	7	52	5	53	78.8



UPDATED BIOS - OFFENSE



Denarius Moore

17

WIDE RECEIVER | TENNESSEE

HT. 6-0

WT. 190

Born: 12/9/88

Acquired: D5-'11

Third NFL season

Third Raiders Season

High School: Tatum (Tatum, Texas)

2013: Has played in 11 games, making nine starts at WR, and is second on the team with 39 receptions, 615 receiving yards and five TDs...**(9/8) at Ind.:** Started at WR and posted five receptions for 43 yards and a TD...His 5-yard TD reception in the fourth quarter gave the Raiders a 17-14 lead...**(9/15) vs. Jac.:** Saw action at WR, but did not record a catch...**(9/23) at Den.:** Posted his fifth-career 100-yard receiving game, totaling 124 yards on six catches and a TD...Hauled in a 73-yard TD reception in the second quarter to open the scoring for the Raiders...**(9/29) vs. Was.:** Hauled in four catches for 66 yards, leading the WRs...Made a key 34-yard reception on Oakland's first-quarter scoring drive...**(10/6) vs. SD:** Recorded five catches for 84 yards and one TD...His two-yard TD reception capped a 13-play, 8:08 drive in the first quarter to put the Raiders up 14-0...**(10/13) at KC:** Posted a 16.4 yards per reception average after catching five passes for 82 yards a TD...His 39-yard catch and run in the second quarter was the game's first points and put Oakland up 7-0...**(10/27) vs. Pit.:** Hauled in two catches for 32 yards, including a key 14-yarder on third down on the Raiders' second scoring drive...**(11/3) vs. Phi.:** Totaled five catches for 82 yards...Added a key 27-yard catch on third down on the game's first drive...**(11/10) at NYG:** Recorded three catches for 45 yards, including a key 23-yard reception on third down on Oakland's third-quarter field-goal drive...**(11/17) at Hou.:** Hauled in two catches for 11 yards and a TD...Posted a five-yard TD reception from QB Matt McGloin on the Raiders' opening drive, McGloin's first-career TD pass...**(11/24) vs. Ten., (11/28) at Dal. and (12/8) at NYJ:** Was inactive due to a shoulder injury...**(12/15) vs. KC:** Hauled in two receptions for 46 yards, including a 34-yarder in the second quarter to set up a Raiders touchdown.

Denarius Moore 2013 Game-by-Game Statistics

Date	Opp	GP	GS	No	Yds	Avg	Lg	TD
09/08	at Ind.	1	1	5	43	8.6	21	1
09/15	Jac.	1	0	0	0	-	-	0
09/23	at Den.	1	1	6	124	20.7	73t	1
09/29	Was.	1	1	4	66	16.5	34	0
10/06	SD	1	1	5	84	16.8	35	1
10/13	at KC	1	1	5	82	16.4	39t	1
10/27	Pit.	1	1	2	32	16.0	18	0
11/03	Phi.	1	1	5	82	16.4	27	0
11/10	at NYG	1	1	3	45	15.0	23	0
11/27	at Hou.	1	1	2	11	5.5	6	1
11/24	Ten.			(inactive - shoulder)				
11/28	at Dal.			(inactive - shoulder)				
12/08	at NYJ			(inactive - shoulder)				
12/15	KC	1	0	2	46	23.0	34	0
12/22	at SD							
12/29	Den.							
2013 TOTALS		11	9	39	615	15.8	73t	5

DENARIUS MOORE'S NFL STATISTICS

Year	Team	RECEIVING							RUSHING				
		GP	GS	No	Yds	Avg	Lg	TD	Att	Yds	Avg	Lg	TD
2011	Oakland	13	10	33	618	18.7	78	5	5	61	12.2	25	1
2012	Oakland	15	15	51	741	14.5	58	7	1	-5	-5.0	-5	0
2013	Oakland	11	9	39	615	15.8	73t	5	0	0	0.0	0	0
NFL totals (three years)		39	34	123	1,974	16.0	78	17	6	56	9.3	20	1



UPDATED BIOS - OFFENSE



Lucas Nix

76

GUARD | PITTSBURGH

HT. 6-5 WT. 320
Born: 9/28/89
Acquired: FA-'12

Second NFL season
Second Raiders Season
High School: Jefferson (Jefferson Hills, Pa.)

2013: Has started nine games at LG and helped pave the way for an offense that has posted 344.3 yards per game...(9/8) **at Ind.:** Started at LG and helped pave the way for a rushing attack that totaled 171 yards on the ground. (9/15) **vs. Jac.:** Started at LG and helped the offense post 226 rushing yards in the victory...(9/23) **at Den. and (9/29) vs. Was.:** Was inactive due to an ankle injury...(10/6) **vs. SD:** Started at LG and helped the Raiders post 104 rushing yards...(10/13) **at KC:** Started at LG and helped the Silver and Black rush for over 100 yards for the third-consecutive game...(10/27) **vs. Pit.:** Started at LG and helped pave the way for the offense to total three TDs in the victory...(11/3) **vs. Phi.:** Started at LG and helped the team total 560 yards of total offense...(11/10) **at NYG:** Started at LG and helped pave the way for the offense to post 107 rushing yards...(11/17) **at Hou.:** Started at LG and helped pave the way for RB Rashad Jennings to rush for 150 yards...(11/24) **vs. Ten.:** Started at LG and helped RB Rashad Jennings post 122 total yards, his fourth-straight game with 100-or-more total yards...(11/28) **at Dal.:** Rotated in at RG and saw action on special teams...(12/8) **at NYJ:** Started at RG and was part of a line that helped the offense rushed for 150 yards against the league's top-ranked run defense...(12/15) **vs. KC:** Saw action at RG for an injured G Mike Brisiel.

LUCAS NIX'S GAMES PLAYED/STARTED

Year	Team	GP	GS
2012	Oakland	1	0
2013	Oakland	12	10
NFL totals (two years)		13	10

Jamize Olawale

49

FULLBACK/RUNNING BACK | NORTH TEXAS

HT. 6-1 WT. 240
Born: 4/17/89
Acquired: FA-'12

Second NFL season
First Raiders Season
High School: Long Beach Poly (Long Beach, Calif.)

2013: Has seen action in 13 games, primarily on special teams...Has spelled FB Marcel Reece at fullback, making seven catches for 63 yards...(9/8) **at Ind.:** Saw action at fullback and on special teams...(9/15) **vs. Jac.:** Played on special teams...(9/23) **at Den.:** Saw action on special teams and at fullback...(9/29) **vs. Was.:** Served as the team's primary FB when Reece left the game with a knee injury and did not return...Rushed once for four yards and hauled in one pass for 11 yards...Both the carry and reception he totaled in the game were career firsts...(10/6) **vs. SD:** Caught two passes for a career-high 15 yards during his action at FB...(10/13) **at KC, (10/27) vs. Pit. and (11/3) vs. Phi.:** Saw action on special teams...(11/10) **at NYG and (11/17) at Hou.:** Saw action at FB and on special teams...(11/24) **vs. Ten.:** Saw action at FB and on special teams...Posted two catches for 27 yards, including a 25-yarder in the second quarter to set up a Raiders field goal...(11/28) **at Dal.:** Saw action at FB and on special teams...(12/8) **at NYJ:** Made his first-career start at FB as Reece moved to RB...Hauled in two catches for 10 yards...(12/15) **vs. KC:** Saw action at FB and on special teams.

Jamize Olawale 2013 Game-by-Game Statistics

Date	Opp	RUSHING								RECEIVING					
		GP	GS	Att	Yds	Avg	Lg	TD		No	Yds	Avg	Lg	TD	
09/08	at Ind.	1	0	0	0	-	-	0		0	0	-	-	0	
09/15	Jac.	1	0	0	0	-	-	0		0	0	-	-	0	
09/23	at Den.	1	0	0	0	-	-	0		0	0	-	-	0	
09/29	Was.	1	0	2	4	2.0	4	0		1	11	11.0	11	0	
10/06	SD	1	0	0	0	-	-	0		2	15	7.5	11	0	
10/13	at KC	1	0	0	0	-	-	0		0	0	-	-	0	
10/27	Pit.	1	0	0	0	-	-	0		0	0	-	-	0	
11/03	Phi.	1	0	0	0	-	-	0		0	0	-	-	0	
11/10	at NYG	1	0	0	0	-	-	0		0	0	-	-	0	
11/27	at Hou.	1	0	0	0	-	-	0		0	0	-	-	0	
11/24	Ten.	1	0	0	0	-	-	0		2	27	13.5	25	0	
11/28	at Dal.	1	0	0	0	-	-	0		0	0	-	-	0	
12/08	at NYJ	1	1	0	0	-	-	0		2	10	5.0	8	0	
12/15	KC	1	0	0	0	-	-	0		0	0	-	-	0	
12/22	at SD														
12/29	Den.														
2013 TOTALS		14	1	2	4	2.0	4	0		7	63	9.0	25	0	

JAMIZE OLAWALE'S NFL STATISTICS

Year	Team	RUSHING								RECEIVING					
		GP	GS	Att	Yds	Avg	Lg	TD		No	Yds	Avg	Lg	TD	
2012	Oakland	3	0	0	0	-	-	0		0	0	-	-	0	
2013	Oakland	14	1	2	4	2.0	4	0		7	63	9.0	25	0	
NFL totals (two years)		17	0	2	4	2.0	4	0		7	63	9.0	25	0	



UPDATED BIOS - OFFENSE



Tony Pashos

79

TACKLE | ILLINOIS

HT. 6-6 WT. 325
 Born: 8/3/80
 Acquired: FA-'13

10th NFL Season
 First Raiders Season
 High School: Lockport Township (Lockport, Ill.)

2013: Has started at RT in 10 contests this season, helping pave the way for the offense to average 344.3 yards per game...(9/8) **at Ind.:** Started at RT in his first game as a Raider and helped lead the way for QB Terrelle Pryor to set a Raiders single-game rushing record by a quarterback...(9/15) **vs. Jac.:** Started at RT and blocked for a rushing attack that produced 226 yards on the ground in the victory...(9/23) **at Den.:** Started at RT and helped Pryor post a 112.4 QB rating...(9/29) **vs. Was.:** Started at RT and helped pave the way for RB Rashad Jennings to post his first 100-total yard game as a Raider...(10/6) **vs. SD:** Was inactive due to a groin injury...(10/13) **at KC:** Started at RT before leaving the game with a groin injury at halftime...(10/27) **vs. Pit. and (11/3) vs. Phi. and (11/10) at NYG:** Was inactive due to a hip injury...(11/17) **at Hou.:** Started at RT and helped QB Matt McGloin post a 105.9 QB rating in his first NFL start...(11/24) **vs. Ten.:** Started at RT and helped RB Rashad Jennings post 122 total yards, his fourth-straight game with 100-or-more total yards...(11/28) **at Dal.:** Started at RT and was part of a line that did not allow a sack...The contest marked his 100th NFL game...(12/8) **at NYJ:** Started at RT and was part of a line that helped the offense rush for 150 yards against the league's top-ranked run defnese...(12/15) **vs. KC:** Started at RT and was part of a line that did not allow a sack.

TONY PASHOS' GAMES PLAYED/STARTED

Year	Team	GP	GS
2003	Baltimore Reserve/Injured - Hand		
2004	Baltimore	6	0
2005	Baltimore	16	7
2006	Baltimore	16	16
2007	Jacksonville	15	15
2008	Jacksonville	16	16
2009	San Francisco.....	5	1
2010	Cleveland.....	6	3
2011	Cleveland.....	12	12
2012	Out of football	0	0
2013	Oakland	10	10
NFL totals (10 years)		102	80
Postseason		3	3



UPDATED BIOS - OFFENSE



Terrelle Pryor

2

QUARTERBACK | OHIO STATE

HT. 6-4 WT. 233
 Born: 6/20/89
 Acquired: S3-'11

Third NFL season
 Third Raiders Season
 High School: Jeanette (Jeanette, Pa.)

2013: Started eight games at QB...Has thrown for 1,591 yards on 135-of-233 attempts and five TDs on the season...Also is second on the team in rushing, posting 527 yards on the year...His 527 yards also lead the NFL in rushing yards by QBs...(9/8) at Ind.: Started at QB and finished 19-of-29 for 217 yards with one TD and one interception...Rushed for 112 yards on 13 attempts, setting a Raiders single-game record for rushing yards by a quarterback...(9/15) vs. Jac.: Earned his first win as a starting QB, throwing for 126 yards on 15-of-24 attempts for a 76.0 rating...Also added 50 rushing yards...(9/23) at Den.: Set a career high with 281 passing yards and a posted a 112.4 QB rating...His second-quarter 73-yard TD pass to WR Denarius Moore was the longest completion of his career...Added 36 yards on the ground to lead the team...(9/29) vs. Was.: Was inactive due to a concussion suffered in Week 3 at Denver...(10/6) vs SD: Set a career high with a 135.7 QB rating, which was the highest by a Raider QB since 2002 (Rich Gannon)...Was 18-of-23 for 221 yards and two TDS...Added 31 rushing yards on 11 attempts...(10/13) at KC: Led the team in rushing, posting 56 yards on seven attempts...Was 18-of-34 for 216 yards with one TD and three interceptions...His 39-yard TD pass to WR Denarius Moore put the Raiders out front, 7-0...(10/27) vs. Pit.: Was 10-of-19 for 88 yards and two interceptions...Added 106 yards on the ground, a game high, and one TD...His 93-yard TD run on the first play of the game set an all-time Raiders record for longest rush, and also set an all-time NFL mark as the longest TD rush by a quarterback...(11/3) vs. Phi.: Led an offense that totaled 560 yards, the third-highest mark in franchise history...Completed 22-of-41 passes for 288 yards and two interceptions...Also added 94 yards rushing on 10 attempts before leaving the game with a knee injury...(11/10) at NYG: Completed 11-of-26 passes for 122 yards and one interception...Rushed for 19 yards and a TD on five attempts...Helped the Raiders rush for 107 yards as a team in the contest...(11/17) at Hou.: Was inactive due to a knee injury...(11/24) vs. Ten. and (11/28) at Dal: Did not play...(12/8) at NYJ: Saw action at QB on one series in the first quarter, throwing for 20 yards on 2-of-5 passing and rushing for another four yards on three attempts...Led the team to a field goal on his lone series...(12/15) vs. KC: Rotated in at QB with QB Matt McGloin, completing 1-of-4 passes for 12 yards and one interception...Added three rushes for 19 yards.

Terrelle Pryor 2013 Game-by-Game Statistics

Date	Opp	GP	GS	Att	Cmp	PASSING							Lg	Sk	Rtng	RUSHING				
						Yds	Pct	TD	Int	Lg	Sk	Rtng				Att	Yds	Avg	LG	TD
09/08	at Ind.	1	1	29	19	217	65.5	1	2	41	1	70.6	13	112	8.6	29	0			
09/15	Jac.	1	1	24	15	126	62.5	0	0	17	3	76.0	9	50	5.6	27	0			
09/23	at Den.	1	1	28	19	281	67.9	1	0	73t	3	112.4	4	36	9.0	23	0			
09/29	Was.					(inactive - head)														
10/06	SD	1	1	23	18	221	78.3	2	0	44t	4	135.7	11	31	2.8	11	0			
10/13	at KC	1	1	34	18	216	52.9	1	3	39t	9	45.7	7	56	8.0	27	0			
10/27	Pit.	1	1	19	10	88	52.6	0	2	18	2	25.7	9	106	11.8	93t	1			
11/03	Phi.	1	1	41	22	288	53.7	0	2	66	3	55.7	10	94	9.4	35	0			
11/10	at NYG	1	1	26	11	122	42.3	0	1	23	4	40.9	5	19	3.8	10	1			
11/17	at Hou.					(inactive - knee)														
11/24	Ten.	0	0	0	0	0	-	0	0	-	0	-	0	0	-	-	0			
11/28	at Dal.	0	0	0	0	0	-	0	0	-	0	-	0	0	-	-	0			
12/08	at NYJ	1	0	5	2	20	40.0	0	0	11	0	52.1	3	4	1.3	8	0			
12/15	KC	1	0	4	1	12	25.0	0	1	12	0	0.0	3	19	6.3	15	0			
12/22	at SD																			
12/29	Den.																			
2013 TOTALS		10	8	233	135	1,591	57.9	5	11	73t	29	66.3	74	527	7.1	93t	2			

TERRELLE PRYOR'S NFL STATISTICS

Year	Team	GP	GS	Att	Cmp	PASSING							Lst	Rating	RUSHING				
						Pct	Yds	Att	TD	Int	Lg	Sk			Att	Yds	Avg	Lg	TD
2011	Oakland	1	0	0	0	-	0	-	0	0	-	0	0	-	0	0	-	-	0
2012	Oakland	3	1	30	14	46.7	155	5.2	2	1	38	0	0	70.8	10	51	5.1	9	1
2013	Oakland	10	8	233	135	57.9	1,591	6.8	5	11	73t	29	187	66.3	74	527	7.1	93t	2
NFL totals (three years)		14	9	263	149	56.7	1,746	6.6	7	12	73t	29	187	66.8	84	578	6.9	93t	3



UPDATED BIOS - OFFENSE



Marcel Reece

45

FULLBACK | WASHINGTON

HT. 6-1 WT. 255
Born: 6/23/85
Acquired: FA-'08

Fourth NFL season
Fourth Raiders Season
High School: Hesperia (Hesperia, Calif.)

2013: Has appeared in 14 games, starting 12 at FB and one at RB, hauling in 27 catches for 294 yards and two TDs, and rushing 46 times for 218 yards and two TDs...
(9/8) at Ind.: Started at FB and hauled in one reception for nine yards...Helped lead the way for the Raiders to post 171 rushing yards...**(9/15) vs. Jac.:** Carried twice for 15 yards and an 11-yard TD...His TD rush kicked off the scoring for the Raiders, as he finished off the team's first drive with the score...**(9/23) at Den.:** Hauled in a season-high four passes for 45 yards, including a 16-yard TD from RB Darren McFadden...**(9/29) vs. Was.:** Started at FB, but left the game in the first quarter after injuring his knee and did not return...**(10/6) vs. SD:** Started at FB, and also saw action at RB, totaling 57 total yards (32 rushing and 25 receiving)...**(10/13) at KC:** Started at FB and posted one catch for nine yards...**(10/27) vs. Pit.:** Started at FB and rushed three times for 10 yards...**(11/3) vs. Phi.:** Started at FB for a unit that totaled 560 yards of total offense, the third-highest mark in Raiders history...Posted two receptions for 22 yards and one carry for no yards...**(11/10) at NYG:** Hauled in 3 receptions for 30 yards, including a 16-yarder in the third quarter...**(11/17) at Hou.:** Rushed four times for six yards and hauled in two receptions for 17 yards in the victory...**(11/24) vs. Ten.:** Rushed five times for 14 yards and posted four receptions for 44 yards and a TD...Recorded a 27-yard TD reception from QB Matt McGloin late in the fourth quarter to give the Raiders the lead...**(11/28) at Dal.:** Caught two passes for five yards and was part of an offense that did not allow a sack...**(12/8) at NYJ:** Made his first start of the season at RB...Registered his best game of the season, totaling 161 yards (123 rushing and 38 receiving)...Posted a 63-yard TD run on the second play of the second half...The 63-yarder was also the longest rush of his career...**(12/15) vs. KC:** Hauled in two passes for 52 yards, including a season-long 45-yarder in the first quarter...Ran once for 22 yards and completed the first pass of his career, a 22-yarder on a fake punt, giving the Raiders a first down.

Marcel Reece 2013 Game-by-Game Statistics

Date	Opp	GP	GS	RUSHING					RECEIVING				
				Att	Yds	Avg	Lg	TD	No	Yds	Avg	Lg	TD
09/08	at Ind.	1	1	0	0	-	-	0	1	9	9.0	9	0
09/15	Jac.	1	1	2	15	7.5	11t	1	0	0	-	-	0
09/23	at Den.	1	1	0	0	-	-	0	4	45	11.3	19	1
09/29	Was.	1	1	0	0	-	-	0	1	-2	-2.0	-2	0
10/06	SD	1	1	7	32	4.6	14	0	3	25	8.3	9	0
10/13	at KC	1	1	0	0	-	-	0	1	9	9.0	9	0
10/27	Pit.	1	1	3	10	3.3	6	0	0	0	-	-	0
11/03	Phi.	1	1	1	0	0.0	0	0	2	22	11.0	16	0
11/10	at NYG	1	0	0	0	-	-	0	3	30	10.0	16	0
11/27	at Hou.	1	1	4	6	1.5	2	0	2	17	8.5	20	0
11/24	Ten.	1	1	5	14	2.8	5	0	4	44	11.0	27t	1
11/28	at Dal.	1	1	0	0	-	-	0	2	5	2.5	5	0
12/08	at NYJ	1	1	19	123	6.5	63t	1	2	38	19.0	26	0
12/15	KC	1	1	1	22	22.0	22	0	2	52	26.0	45	0
12/22	at SD												
12/29	Den.												
2013 TOTALS		14	13	46	218	4.7	63t	2	27	294	10.9	45	2

MARCEL REECE'S NFL STATISTICS

Year	Team	GP	GS	RUSHING					RECEIVING				
				Att	Yds	Avg	Lg	TD	No	Yds	Avg	Lg	TD
2009	Oakland	2	0	0	0	-	-	0	2	20	10.0	11	0
2010	Oakland	16	10	30	122	4.1	31	1	25	333	13.3	73t	3
2011	Oakland	12	6	17	112	6.6	26	0	27	301	11.1	47	2
2012	Oakland	16	14	59	271	4.6	17	0	52	496	9.5	56	1
2013	Oakland	13	12	41	200	4.9	63t	2	25	242	9.7	27t	2
NFL totals (four-plus years)		60	43	152	723	4.8	63t	3	133	1,444	10.9	73t	8



UPDATED BIOS - OFFENSE



Mychal Rivera

81

TIGHT END | TENNESSEE

HT. 6-3
Born: 9/8/90
Acquired: D6c-'13

Rookie
High School: Birmingham (Valencia, Calif.)

2013: Has seen action in 14 games this season at TE, starting three...Has totaled 34 receptions for 341 yards and three TDs...Hauled in his first-career TD reception in Week 4 vs. Washington...(9/8) **at Ind.:** Made his NFL debut and caught two passes for 26 yards...(9/15) **vs. Jac.:** Hauled in three passes for 32 yards in the victory...(9/23) **at Den.:** Caught two passes for 21 yards, including a 20-yard reception on the team's second scoring drive...(9/29) **vs. Was.:** Totaled two catches for 44 yards and a first-quarter TD that put the Raiders up 14-0...Recorded his first NFL TD when he hauled in an 18-yard TD pass from QB Matt Flynn...(10/6) **vs. SD:** Made his first NFL start at TE, hauling in one catch for five yards...(10/13) **at KC:** Recorded two catches for 10 yards...(10/27) **vs. Pit.:** Saw action on special teams and offense, but did not record a reception...(11/3) **vs. Phi.:** Led the TEs with four receptions for 36 yards...(11/10) **at NYG:** Started at TE and hauled in two receptions for 22 yards...(11/17) **at Hou.:** Hauled in five receptions for 54 yards and a TD...Posted a 26-yard TD reception in the third quarter to give Oakland the lead for good...(11/24) **vs. Ten.:** Posted one reception for 10 yards before leaving the game in the second quarter due to a head injury...(11/28) **at Dal.:** Started at TE and hauled in two catches for 30 yards, including a key 22-yarder on a third down to set up a touchdown in the second quarter...(12/8) **at NYJ:** Hauled five catches for 21 yards, including a one-yard TD on fourth down late in the fourth quarter...(12/15) **vs. KC:** Registered three catches for 30 yards, including a 14-yard TD in the third quarter.

Mychal Rivera 2013 Game-by-Game Statistics

Date	Opp	GP	GS	No	Yds	Avg	Lg	TD
09/08	at Ind.	1	0	2	26	13.0	19	0
09/15	Jac.	1	0	3	32	10.7	11	0
09/23	at Den.	1	0	2	21	10.5	20	0
09/29	Was.	1	0	2	44	22.0	26	1
10/06	SD	1	1	1	5	5.0	5	0
10/13	at KC	1	0	2	10	5.0	6	0
10/27	Pit.	1	0	0	0	-	-	0
11/03	Phi.	1	0	4	36	9.0	12	0
11/10	at NYG	1	1	2	22	11.0	16	0
11/27	at Hou.	1	0	5	54	10.8	26t	1
11/24	Ten.	1	0	1	10	10.0	10	0
11/28	at Dal.	1	1	2	30	15.0	22	0
12/08	at NYJ	1	0	5	21	4.2	11	1
12/15	KC	1	0	3	30	10.0	14t	1
12/22	at SD							
12/29	Den.							
2013 TOTALS		14	3	34	341	10.0	26t	4

MYCHAL RIVERA'S NFL STATISTICS

Year	Team	RECEIVING							RUSHING				
		GP	GS	No	Yds	Avg	Lg	TD	Att	Yds	Avg	Lg	TD
2013	Oakland	14	3	34	341	10.0	26t	4	0	0	0	0	0



UPDATED BIOS - OFFENSE



Jeremy Stewart

32

RUNNING BACK | STANFORD

HT. 5-11

WT. 215

Born: 2/17/89

Acquired: FA-'12

Second NFL season

Second Raiders Season

High School: Catholic (Baton Rouge, La.)

2013: Has appeared in 12 games, primarily on special teams...Saw his first action of the season at RB in Week 4 vs. Washington, recording his first reception of the season...Also recovered a blocked punt in the end zone for his first career TD of any kind in Week 4 vs. Washington...(9/8) at Ind., (9/15) vs. Jac. and (9/23) at Den.: Saw action on special teams...(9/29) vs. Was.: Made one catch for five yards...Recovered a blocked punt by RB Rashad Jennings in the end zone for a TD, giving Oakland a 7-0 first-quarter lead...(10/6) vs. SD: Hauled in one reception for five yards...(10/13) at KC and (10/27) vs. Pit.: Saw action on special teams...(11/3) vs. Phi.: Rushed for two yards on two carries, including his first-career rushing TD...(11/10) at NYG and (11/17) at Hou.: Saw action on special teams...(11/24) vs. Ten.: Recorded a blocked punt late in the second quarter to set the Raiders up with good field position...(11/28) at Dal.: Saw action on special teams...(12/8) at NYJ and (12/15) vs. KC: Was inactive due to an ankle/knee injury.

Jeremy Stewart 2013 Game-by-Game Statistics

Date	Opp	GP	GS	RUSHING					RECEIVING				
				Att	Yds	Avg	Lg	TD	No	Yds	Avg	Lg	TD
09/08	at Ind.	1	0	0	0	-	-	0	0	0	-	-	0
09/15	Jac.	1	0	0	0	-	-	0	0	0	-	-	0
09/23	at Den.	1	0	0	0	-	-	0	0	0	-	-	0
09/29	Was.	1	0	0	0	-	-	0	1	5	5.0	5	0
10/06	SD	1	0	0	0	-	-	0	1	1	1.0	1	0
10/13	at KC	1	0	0	0	-	-	0	0	0	-	-	0
10/27	Pit.	1	0	0	0	-	0	0	0	0	-	-	0
11/03	Phi.	1	0	2	2	1.0	2t	1	0	0	-	-	0
11/10	at NYG	1	0	0	0	-	-	0	0	0	-	-	0
11/27	at Hou.	1	0	0	0	-	-	0	0	0	-	-	0
11/24	Ten.	1	0	0	0	-	-	0	0	0	-	-	0
11/28	at Dal.	1	0	0	0	-	-	0	0	0	-	-	0
12/08	at NYJ			(inactive - ankle/knee)									
12/15	KC			(inactive - ankle/knee)									
12/22	at SD												
12/29	Den.												
2013 TOTALS		12	0	2	2	1.0	2t	1	2	6	3.0	5	0

JEREMY STEWART'S NFL STATISTICS

Year	Team	GP	GS	RUSHING					RECEIVING				
				Att	Yds	Avg	Lg	TD	No	Yds	Avg	Lg	TD
2012	Oakland	4	0	25	101	4.0	14	0	8	62	7.8	26	0
2013	Oakland	12	0	2	2	1.0	2t	1	2	6	3.0	5	0
NFL totals (two years)		16	0	27	103	3.8	14	1	10	68	6.8	26	0



UPDATED BIOS - OFFENSE



Rod Streater

80

WIDE RECEIVER | TEMPLE

HT. 6-3 WT. 200

Born: 2/9/88

Acquired: FA-'12

Second NFL season

Second Raiders Season

High School: Burlington Township (Burlington, N.J.)

2013: Has appeared in 14 games , starting 12, at WR and leads the team with 54 receptions and 846 receiving yards...**(9/8) at Ind.:** Started at wide receiver and totaled five receptions, matching a career high, for 70 yards...Added one rush for nine yards...**(9/15) vs. Jac.:** Started at WR and made three catches for 42 yards...Recorded a 16-yard reception on a third-and-5 to extend a drive that led to a field goal...**(9/23) at Den.:** Hauled in three receptions for 42 yards, including a 28-yarder in the fourth quarter...**(9/29) vs. Was.:** Started at WR and made two catches for 18 yards...**(10/6) vs. SD:** Totaled three receptions for 56 yards and a TD, his first of the season...His 44-yard TD reception from QB Terrelle Pryor came on the team's first play from scrimmage...**(10/13) at KC:** Started at WR and hauled in three catches for 46 yards...**(10/27) vs. Pit.:** Started at WR and totaled a team-high four catches for 45 yards...**(11/3) vs. Phi.:** Started at WR and recorded a season-high 98 yards receiving - which led the team - on five receptions...Posted a season-long 66-yard catch-and-run to set up a first-quarter field goal...**(11/10) at NYG:** Totaled one catch for six yards...**(11/17) at Hou.:** Hauled in six receptions for 84 yards and one TD in the victory...Posted a 16-yard TD reception in the first quarter to give Oakland a 14-0 advantage...**(11/24) vs. Ten.:** Posted a team-high five catches for 93 yards...**(11/28) at Dal.:** Recorded three catches for 57 yards, including two receptions of at least 20 yards...**(12/8) at NYJ:** Recorded a game-high seven receptions for 130 yards and one TD...His 130 receiving yards set a career high...Hauled in a 48-yard TD reception in the third quarter, his third TD reception of the season...**(12/15) vs. KC:** Totaled four catches for a team-high 59 yards

Rod Streater 2013 Game-by-Game Statistics

Date	Opp	GP	GS	No	Yds	Avg	Lg	TD
09/08	at Ind.	1	1	5	70	14.0	18	0
09/15	Jac.	1	1	3	42	14.0	17	0
09/23	at Den.	1	1	3	42	14.0	28	0
09/29	Was.	1	1	2	18	9.0	14	0
10/06	SD	1	1	3	56	18.7	44t	1
10/13	at KC	1	1	3	46	15.3	18	0
10/27	Pit.	1	1	4	45	11.3	16	0
11/03	Phi.	1	1	5	98	19.6	66	0
11/10	at NYG	1	0	1	6	6.0	6	0
11/27	at Hou.	1	0	6	84	14.0	36	1
11/24	Ten.	1	1	5	93	18.6	23	0
11/28	at Dal.	1	1	3	57	19.0	27	0
12/08	at NYJ	1	1	7	130	18.6	48t	1
12/15	KC	1	1	4	59	14.8	26	0
12/22	at SD							
12/29	Den.							
2013 TOTALS		14	12	54	846	15.7	66	3

ROD STREATER'S NFL STATISTICS

Year	Team	RECEIVING							RUSHING				
		GP	GS	No	Yds	Avg	Lg	TD	Att	Yds	Avg	Lg	TD
2012	Oakland	16	2	39	584	15.0	64t	3	0	0	-	-	0
2013	Oakland	14	12	54	846	15.7	66	3	2	17	8.5	9	0
NFL totals (two years)		30	14	93	1,430	15.4	66	6	2	17	8.5	9	0



UPDATED BIOS - OFFENSE



Jared Veldheer

68

TACKLE | HILLSDALE

HT. 6-8

WT. 321

Born: 6/14/87

Acquired: D3-'10

Fourth NFL Season

Fourth Raiders Season

High School: Forest Hills Northern (Grand Rapids, Mich.)

2013: Spent the first 12 weeks on the Reserve/Injured - Designated for Return list before being activated to the active roster on 11/27...Made his season debut on 11/28 at Dallas...(11/28) at Dal.: Started at LT and played every offensive snap in his first game back from injury and was part of a line that did not allow a sack...(12/8) at NYJ: Started at LT and was part of a line that helped the offense rush for 150 yards against the league's top-ranked rush defense...(12/15) vs. KC: Started at LT and was part of a line that did not allow a sack.

JARED VELDHEER'S GAMES PLAYED/STARTED

Year	Team	GP	GS
2010	Oakland	16	11
2011	Oakland	16	16
2012	Oakland	16	16
2013	Oakland	3	3
NFL totals (four years).....		51	46



UPDATED BIOS - OFFENSE



Menelik Watson

71

TACKLE | FLORIDA STATE

HT. 6-5

WT. 315

Rookie

Born: 12/22/88

High School: Burnage (Manchester, England)

Acquired: D2-'13

2013: Was inactive due to injury for the first seven games this season...Made his NFL debut in Week 9 vs. Phi., seeing action at RT...Started his first NFL game in Week 10 at NYG...(9/8) at Ind., (9/15) vs. Jac., (9/23) at Den. (9/29) vs. Was., (10/6) vs. SD, (10/13) at KC and (10/27) vs. Pit.: Was inactive due to a knee/calf injury... (11/3) vs. Phi.: Made his NFL debut, filling in for the injured Matt McCants at RT...Helped the offense total 560 yards of offense, the third-highest mark in NFL history... (11/10) at NYG: Made his first NFL start at RT, helping Oakland rush for 107 yards...(11/17) at Hou.: Started the game as an extra offensive lineman and rotated in at RT throughout...Helped QB Matt McGloin post a 105.9 QB rating in his first-career start...(11/24) vs. Ten. and (11/28) at Dal.: Was inactive...(12/8) at NYJ: Saw action as an extra offensive lineman and was part of a line that helped the offense rush for 150 yards against the league's top-ranked rush defense...(12/15) vs. KC: Saw action as an extra offensive lineman and was part of a line that did not allow a sack.

MENELIK WATSON'S GAMES PLAYED/STARTED

Year	Team	GP	GS
2013	Oakland	5	3



UPDATED BIOS - OFFENSE



Stefen Wisniewski

61

CENTER/GUARD | PENN STATE

HT. 6-3

WT. 307

Born: 3/22/89

Acquired: D2-'11

Third NFL season

Third Raiders Season

High School: Pittsburgh Central Catholic (Pittsburgh, Pa.)

2013: Has started 12 games at center for an offense that has averaged 134.1 rushing yards per game...(9/8) **at Ind.:** Started at center and helped the Raiders offense post 372 yards of total offense...(9/25) **vs. Jac.:** Helped pave the way for an offensive attack that posted 226 rushing yards in the victory...(9/23) **at Den.:** Started at center and helped QB Terrelle Pryor post a 112.4 QB rating...(9/29) **vs. Was.:** Started a center and helped QB Matt Flynn throw for 227 yards, including his first TD as a Raider...(10/6) **vs. SD and (10/13) at KC:** Was inactive due to a knee injury...(10/27) **vs. Pit.:** Started at center and helped pave the way for Pryor's 106 yards rushing...(11/3) **vs. Phi.:** Started at center and helped pave the way for the offense to total 560 yards, the third-highest mark in franchise history...(11/10) **at NYG:** Started at center and helped pave the way for the Raiders to rush for 107 yards...(11/17) **at Hou.:** Started at center and helped QB Matt McGloin post a 105.9 QB rating in his first NFL start...(11/24) **vs. Ten.:** Started at center and helped RB Rashad Jennings post 122 total yards, his fourth-straight game with 100-or-more total yards...(11/28) **at Dal.:** Started at center and was part of an offensive line that did not allow a sack...(12/8) **at NYJ:** Started at center and was part of a line that helped the offense rush for 150 yards against the league's top-ranked rush defense...(12/15) **vs. KC:** Started at center and was part of a line that did not allow a sack.

STEFEN WISNIEWSKI'S GAMES PLAYED/STARTED

Year	Team	GP	GS
2011	Oakland	16	16
2012	Oakland	15	15
2013	Oakland	12	12
NFL totals (three years)		43	43



Andre GURODE

64

OFFENSIVE LINEMAN | COLORADO

HT. 6-4

WT. 320

Born: 3/6/79

Acquired: FA-'13

12th NFL season

First Raiders season

High School: North Shore (Houston, Texas)

Selected by Dallas Cowboys in second round (37th overall) of 2002 NFL Draft...Signed first contract, July 26, 2002...Re-signed by Cowboys, March 11, 2006...Re-signed by Cowboys, February 20, 2007...Waived by Cowboys, August 29, 2011...Signed by Baltimore Ravens as free agent, September 4, 2011...Signed by Chicago Bears as a free agent, November 27, 2012...Waived by Bears, December 11, 2012...Signed by Oakland Raiders as a free agent, July 26, 2013.

CAREER: Five-time Pro Bowl offensive lineman enters his 12th season...Has played at both center and guard throughout career, seeing the most time at center...Was selected to five straight Pro Bowls (2006-10), including four straight as a starter (2006-09)...Set a Cowboys franchise record for most Pro Bowl selections by a center...In 2007 and 2009, was selected to the All-Pro team...Was briefly a member of the Bears during the second half of the season in 2012, but did not see any game action...Has appeared in at least 13 games in all but one season (2012) during his career...From 2005-10, missed only two games...Helped pave the way for the Cowboys to set a franchise record in 2009 with 6,390 yards...Was the starting center for Dallas when RB Emmitt Smith broke Walter Payton's record for career rushing yards (10/27/02) vs. Sea.

2012: Spent two weeks on Chicago's active roster, but did not see game action.

2011: Played in 13 games, including five starts at left guard and helped pave the way for RB Ray Rice to score a franchise-record 15 total TDs (12 rushing and 3 receiving) and rush for a career-high 1,364 yards, part of 1,996 rushing yards by the Ravens...Rice led the league with 2,068 yards from scrimmage...Also helped protect QB Joe Flacco, allowing him to throw for 3,610 yards and 20 TDs... (10/30) vs. Ari: Started at left guard and helped Flacco establish career highs in both completions (31) and attempts (51) for 336 yards...Also helped pave the way for Rice to rush for a career-high three TDs... (10/16) vs. Hou.: Started at LG and helped pave the way for the Ravens to rush for 113 yards (101 Rice) and two TDs and allowed Flacco time to throw for 305 yards... (9/25) at StL: Started at LG and helped the Ravens produce a franchise-record 553 total yards, including a career-high 389 passing yards and 3 TDs from Flacco...Postseason: Saw action on special teams in AFC Divisional contest (1/15/12 vs. Hou.) and AFC Championship game (1/22/12 at NE).

2010: Started all 16 games at center, earning his fifth consecutive Pro Bowl and fourth straight as a starter...Helped the Cowboys amass 5,828 yards on the season... (9/19) vs. Chi...Helped the offense gain 410 total yards with 374 passing yards by QB Tony Romo, while not allowing a sack in 51 pass attempts... (10/10) vs. Ten.: Helped the offense rack up 511 yards of total offense, and blocked for a 400-yard passer (Romo, 406) and 100-yard rusher (RB Julius Jones, 109), the first time in club history that Dallas had a 400-yard passer along with a 100-yard rusher... (11/25) vs. NO: Helped the offense gain 457 total yards, as the unit amassed 144 rushing yards with three rushing TDs and 313 passing yards... (12/19) vs. Was.: Helped Dallas compile 434 total yards, the sixth time the Cowboys gained 400-or-more yards in a game in 2010.

2009: Started all 16 games at center and earned his fourth consecutive Pro Bowl berth...Helped the Cowboys finish second in the NFL and NFC in total offense, averaging 399.4 yards-per-game...Paved way for Dallas offense that produced 6,390 total yards, the first 6,000-plus yard season in team history and a franchise record... (9/20) vs. NYG: Helped pave the way for 251 rushing yards as the ground game averaged 8.7 yards per carry, the highest rushing-yard average for any game dating back to the 1970 season... (10/11) at KC: Helped the Cowboys gain a season-high 498 total yards... (12/6) at NYG: Helped Romo establish career-bests in attempts (55 - second in team history), completions (41 - team record) and passing yards (392)...Dallas totaled 424 yards of offense, the sixth game of the season with 400-or-more yards, which tied the most games of 400-or-more yards in a season in club history (1979, 1981, 1983 and 2007)...Postseason: (1/9/10) vs. Phi.: Helped pave the way for Dallas to gain 426 yards of total offense, including 198 rushing yards with two rushing TDs in NFC Wild Card game.

2008: Earned his third consecutive Pro Bowl berth as he started all 16 games at center for Dallas... (9/7) at Cle.: The offensive line did not allow a sack as the offense rolled up 487 total yards and the ground game picked up 167 yards with three TDs... (9/15) vs. Phi.: Allowed Romo to throw for 312 yards to mark back-to-back 300-yard passing games in the home opener... (9/21) at GB: Provided holes for a running game that finished with 217 total yards, with RB Marion Barber posting a career-high 142 rushing yards... (9/28) vs. Was.: Part of a line that did not allow a sack in 47 passing attempts as Romo threw for 300 yards - his 13th career 300-yard passing game, tying him with Troy Aikman for the most in franchise history... (11/23) vs. SF: Allowed Romo to throw for a season-high 341 yards, marking his fifth 300-yard passing game of the season... (11/27) vs. Sea.: Helped the offense score on its first four possessions...Line did not give up a sack and allowed time for Romo to throw for 331 yards.

2007: Was one of 13 Cowboys selected to the Pro Bowl, setting a team and NFL record...Selected by The Sporting News as an All-Pro at center...Played a key role in one of the most prolific offensive seasons in club history, while helping the team to a club-record tying 13 victories and the first NFC East title for Dallas since 1998...Helped the Dallas offense finish the season ranked second in the NFL in scoring (first in the NFC) with an average of 28.4 points-per-game, and their 455 points scored marked the second-most in club history behind only the 1983 team (479 points)... (9/9) vs. NYG: Helped the offense score six TDs and rack up 478 total yards, the most by Dallas in a non-overtime game since 1996... (9/23) at Chi.: Paved the way for the offense to produce 431 total yards, including a 100-yard rusher (Barber), 100-yard receiver (Terrell Owens) and a 300-yard passer (Romo) for the first time in a game since 1999... (9/30) vs. StL: Provided time for Romo to complete 21 passes for 339 yards and paved the way for the running game to gain 171 yards...Helped the offense post 502 total yards for the first 500-yard outing since 1999...Postseason: (1/13/08) vs. NYG: Paved the way for Barber to rush for a career-high 129 yards on 27 carries (4.8 avg.).

2006: Was the starting center for 16 regular season games and made the Pro Bowl for the first time...Helped the offense post 425 points, fourth in the NFL and the most by the Cowboys since 1995...Paved the way for the Cowboys to have a 1,000-yard rusher (Julius Jones) and two 1,000-yard receivers (Owens and Terry Glenn) in the same season for the second time in team history... (10/1) at Ten.: Helped pave the way for Dallas to rush for 217 yards and three TDs, the team's most rushing yards in a game since 2003... (10/29) at Car.: Allowed Romo time to throw for 270 yards and the team to rush for 156 yards (4.1 yards-per-carry)... (11/23) vs. TB: Helped limit the Buccaneers to one sack on 30 pass plays and helped the offense gain a season-high 435 total yards (306 passing and 137 rushing), while Romo tied the franchise record with five passing TDs.

2005: Appeared in all 16 games at center and guard, making starts at right guard in the season's final two games... (9/25) at SF: Saw action at center and helped the Cowboys gain 443 total yards, as QB Drew Bledsoe posted 363 yards passing... (12/11) vs. KC: Saw action at center, helping Bledsoe pass for 332 yards and three TDs... (12/24) at Car.: Made his first start of the season at right guard, paving the way for RB Julius Jones to rush for 194 yards, the fourth-best performance in Cowboys history.



SUPPLEMENTAL BIOS

GURODE continued...

2004: Saw action in 14 games, starting 13 of them at right guard, and helped QB Vinny Testaverde throw for 3,532 yards...(9/12) at Min.: Helped pave the way for Dallas to gain 423 total yards, their best showing since 1999...(10/31) vs. Det.: Helped pave the way for RB Eddie George to rush for 99 yards, his top rushing total of the season...(12/6) at Sea.: Was part of the offensive line that allowed RB Julius Jones to rush for 198 yards, the third-best rushing day in franchise history and the second-best by a Cowboys rookie.

2003: Appeared in all 16 games for Dallas, including 15 starts at right guard...(9/15) at NYG: Was part of a line that allowed QB Quincy Carter time to throw for a career-high 321 yards...(9/28) at NYJ: Helped pave the way for the Cowboys to gain 202 yards on 41 carries (4.9 avg.)...(11/2) vs. Was.: Helped the Cowboys' offense post 400 total yards, including 208 rushing yards, and allowed only one sack in 34 pass plays.

2002: Started 14 games at center as a rookie, becoming the first Cowboys rookie to do so since Mark Stepnoski in 1989...(9/28) at Hou.: Made his NFL debut and helped the team rush for 155 yards...(10/27) vs. Sea.: Started at center as RB Emmitt Smith broke Walter Payton's record for career rushing yards...Smith rushed for 109 yards in the contest, his first 100-yard rushing game of the season...(11/24) vs. Jac: Helped the Dallas offense produce a season-high 405 total yards, including 301 yards passing by QB Chad Hutchinson.

COLLEGE: Played four years at Colorado, including three as a starter on the offensive line...Allowed just 7.5 sacks in 2,563 plays in his career...Started at center during his freshman and sophomore years, before being moved to right guard during the middle of his junior season...As a senior, earned All-America honors after starting every game at right guard and was also a unanimous All-Big 12 selection...Earned All-Big 12 honors and the John Mack Award, a coaches award presented to Colorado's most outstanding offensive player, in his junior season...Earned honorable mention All-Big 12 honors as a sophomore and helped the Buffaloes go 7-5 and defeat Boston College in the Insight.com Bowl...Majored in ethnic studies and was a member of the school's 'Academic Starters' team.

PERSONAL: Attended North Shore High School in Houston, Texas...Was a PrepStar and SuperPrep All-America and USA Today selected him as an honorable mention All-America as a senior...Was also named to the Houston Chronicle Top 100 List and made the Austin American-Statesman "Fab 55" team...Earned all-area honors as a senior and second-team honors as a junior...Was all-district and All-Greater Houston as a junior and senior, when he also was his team's most outstanding offensive lineman...Lettered three times in basketball and four times in track...As a junior, won third place in a drafting competition for intermediate computer design.

ANDRE GURODE'S GAMES PLAYED/STARTED

Year	Team	GP	GS
2002	Dallas.....	14	14
2003	Dallas.....	16	15
2004	Dallas.....	14	13
2005	Dallas.....	16	2
2006	Dallas.....	16	16
2007	Dallas.....	14	14
2008	Dallas.....	16	16
2009	Dallas.....	16	16
2010	Dallas.....	16	16
2011	Baltimore.....	13	5
NFL totals (10 seasons)		151	127

CAREER MILESTONES: NFL debut: at Hou., 9/28/02. First NFL start: at Hou., 9/28/02 (center).





Ricky LUMPKIN

DEFENSIVE TACKLE | KENTUCKY

HT. 6-4

WT. 306

Born: 9/7/88

Acquired: FA-'13

Third NFL season

First Raiders season

High School: Kenwood High School (Clarksville, Tenn.)

Signed by Arizona Cardinals as an undrafted free agent, July 27, 2011...Waived by Cardinals, Sept. 2, 2011...Re-signed by Cardinals to practice squad, Sept. 4, 2011...Practice squad contract terminated by Cardinals, Nov. 1, 2011...Re-signed by Cardinals to practice squad, Nov. 22, 2011...Waived by Cardinals, Aug. 31, 2012...Re-signed by Cardinals to practice squad, Sept. 3, 2012...Signed by Cardinals to practice squad, Dec. 15, 2012...Waived by Cardinals, Dec. 17, 2012...Re-signed by Cardinals to practice squad, Dec. 19, 2012...Waived by Cardinals, Sept. 6, 2013...Signed by Oakland Raiders to practice squad, Nov. 20, 2013...Signed by Raiders to active roster, Dec. 14, 2013.

2012: Played in one game after spending the first 13 weeks of the season on the practice squad... Promoted to the active roster on 12/15...(12/16) vs. Det.: Made his NFL debut and had one solo tackle...Released on 12/17 and re-signed to practice squad on 12/18.

2011: Spent most of the season on the Cardinals' practice squad.

COLLEGE: Appeared in 44 career games with 29 starts for the Wildcats and finished his career with 82 tackles, three sacks, 12.5 tackles for a loss and one fumble recovery... Started all 13 games as a senior, totaling 21 tackles, one sack and 5.5 tackles for a loss... Had his most productive season as a junior in 2009 when he started all 13 games and had 26 tackles...As a sophomore in 2008, appeared in 11 games with two starts, totaling 17 tackles, a sack and 3.5 tackles for a loss despite battling a high ankle sprain...Appeared in seven games (one start) as a freshman in 2007 and posted 18 tackles, two tackles for a loss and a sack despite missing six games due to a hip injury...Redshirted in 2006...Majored in Communications and Leadership Development.

PERSONAL: Attended Kenwood (Clarksville, Tenn.) High School where he was named "Mr. Football" for Class AAAA in Tennessee after a senior season that saw him post 101 tackles, 35 tackles for a loss, 10 sacks, four forced fumbles, a fumble recovery and five passes defended...Also earned All-State and All-Middle Tennessee honors...Was a two-time all-region and all-area selection.

SUPPLEMENTAL BIOS



Matt McCANTS

73

TACKLE | ALABAMA-BIRMINGHAM

HT. 6-5

WT. 309

Born: 8/18/89

Acquired: FA-'13

First NFL season

First Raiders season

High School: Williamson (Mobile, Ala.)

Selected by New York Giants in sixth round (201st overall) of the 2012 NFL Draft...Waived by Giants, Aug. 31, 2012...Signed by Giants to practice squad, Sept. 1, 2012...Released from Giants' practice squad, Sept. 7, 2012...Re-signed by Giants to practice squad on Sept. 17, 2012...Signed by Giants as reserve/future free agent, Jan. 2, 2013...Waived by Giants, Aug. 31, 2013...Signed by Oakland Raiders to practice squad, Sept. 2, 2013...Promoted by Raiders to active roster, Sept. 7, 2013.

2012: Spent majority of rookie season on Giants' practice squad.

COLLEGE: Played in 47 games with 42 starts at left tackle for UAB...Two-time All-Conference USA 1st-team selection...Credited with 274 knockdowns and 34 touchdown-resulting blocks from 2009-11...As a senior, named All-Conference USA first team for the 2nd consecutive season...Named the conference's best offensive lineman by the league's coaches...Lombardi Award nominee... Selected to play in the Senior Bowl in his hometown of Mobile, Ala. ...Started all 11 games in which he played at left tackle...Recorded 94 knockdowns and 11 touchdown-resulting blocks...As a junior, named first-team All-Conference USA... Started all 12 games at left tackle and was credited with 12 touchdown-resulting blocks and 97 knockdowns...Did not allow any sacks as the Blazers led the league and ranked tied for 15th in the nation in fewest sacks allowed (12)...As a sophomore, returned from a year of inactivity to start all 12 games at left tackle and was named All-Conference USA honorable mention...In 2008, sat out the season after being ruled academically ineligible, but was allowed to participate in practice...As a freshman, started seven games at left tackle... Made his collegiate debut as a starter against Michigan State...Majored in criminal justice.

PERSONAL: Attended Williamson High School in Mobile, Ala. ...Lettered in football during his senior season...Received honorable mention all-region team by the Mobile Press-Register as a senior...Helped team advance to the class 5A state playoffs in 2006...Also played tuba in the school band...Joined Giants teammates to serve a meal at Eva's Village shelter in Paterson, N.J. ...Attended the Giants' annual Jingle Jam holiday party at MetLife Stadium for 500 New Jersey foster children...Attended the Giants' annual Kickoff Luncheon benefiting Hackensack University Medical Center.





Marshall McFADDEN

54

LINEBACKER | SOUTH CAROLINA STATE

HT. 6-1 WT. 233

Born: 8/4/86

Acquired: FA-'13

Second NFL season

First Raiders season

High School: Lamar High School (Lamar, S.C.)

Signed by Pittsburgh Steelers as an undrafted free agent, Jan. 14, 2012...Waived by Steelers, Aug. 31, 2012...Re-signed by Steelers to practice squad, Sept. 2, 2012...Signed by Steelers to active roster, Nov. 15, 2012...Waived by Steelers, Nov. 20, 2012...Re-signed by Steelers to practice squad, Nov. 23, 2012...Re-signed by Steelers to active roster, Dec. 26, 2012...Waived by Steelers, Aug. 31, 2013...Signed by Oakland Raiders to practice squad, Sept. 2, 2013...Signed by Raiders to active roster, Dec. 7, 2013.

2012: Saw action in one contest (vs. Baltimore) on special teams, and recorded his first career tackle...Was inactive for the season finale (vs. Cleveland)...Spent the other 14 weeks on the team's practice squad... (11/18) vs. Bal.: Saw action on special teams in his first career game and recorded his first career tackle...(12/30) vs. Cle.: Inactive.

2011: Out of football.

COLLEGE: Started 49 games over his career at South Carolina State...finished career with more than 300 tackles, 30 TFLs, 10 sacks, three interceptions, four forced fumbles and three fumble recoveries...2010: Started all 12 games after missing the entire 2009 season recovering from a wrist injury...Recorded his first-career defensive touchdown when he returned an interception 40 yards...2009: Missed the entire season due to a wrist injury...2008: Started all 13 games...Tied the team-high with 88 tackles...Led the team with 11 TFLs and tied for second with five sacks...Named second-team All-MEAC...2007: Saw action in two games before injuring his elbow...Missed the remainder of the 2007 season...2006: Started all 11 games...Recorded 43 tackles, two TFLs, one sack and two interceptions...2005: Started all 11 games...Recorded 63 tackles, nine TFLs, two sacks, two forced fumbles and three fumble recoveries...Majored in physical activity management.

PERSONAL: Attended Lamar High School (Lamar, S.C.)...Was an anchor on the defense that guided his team to three-consecutive Class A state championships...Earned all-state and all-conference honors as a senior...Was also on track and field teams that won three state championships...Lettered in basketball...Son of Deloris and Marshall Solomon and Kathy and Joe Gainey...Full name: Marshall Maquel McFadden.



Daniel MUIR

97

DEFENSIVE TACKLE | KENT STATE

HT. 6-2 WT. 322
Born: 9/12/83
Acquired: FA-'13

Sixth NFL season
First Raiders season
High School: Parkdale (Parkdale, Md.)

Signed by Green Bay Packers as an undrafted free agent, May 4, 2007...Waived by Packers, Aug. 30, 2008...Claimed via waivers by Indianapolis Colts, Aug. 31, 2008...Re-signed by Colts as a restricted free agent, April 13, 2010...Declared himself a free agent, July 25, 2011...Signed by St. Louis Rams as an unrestricted free agent, July 31, 2011...Waived by Rams, Sept. 3, 2011...Signed by Colts, Oct. 10, 2011...Waived by Colts, Nov. 9, 2011...Signed by Green Bay Packers, March 23, 2012...Waived by Packers, Aug. 31, 2012...Signed by New York Jets, Oct. 10, 2012...Waived by Jets, Oct. 30, 2012...Signed by Kansas City Chiefs, Jan. 18, 2013...Waived by Chiefs, June 14, 2013...Signed by Houston Texans, July 25, 2013...Waived by Texans, Aug. 31, 2013...Signed by Oakland Raiders, Oct. 9, 2013.

CAREER: Began career as a rotational player on the defensive line, but eventually assumed a starting role in 2009, making 24 of his 26 starts over those two seasons...Had a career season in his first as a regular starter with Indianapolis, posting a career-high 66 tackles and half a sack in 2009 when the team went 14-2 and played in Super Bowl XLIV...Started all three postseason contests that year.

2012: Signed on for a second stint with the Green Bay Packers on March 23, but was later released on Aug. 31 following training camp...Signed with the New York Jets on Oct. 10, where he appeared in three games, recording three tackles prior to his release on Oct. 30.

2011: Signed with the St. Louis Rams as an unrestricted free agent on Jul 31, following the resolution of the NFL lockout in the spring/summer of 2011...Went through training camp and the preseason with St. Louis before being released at the final roster reduction on Sept. 3...Spent the first month of the season out of football, before re-signing with the Indianapolis Colts on Oct. 10, rejoining the club he'd spent the previous three seasons as a member of...Saw action in four games during the regular season, making two starts and collecting 11 tackles (eight solo)...Started the last two of the four games before being waived on Nov. 9, and spending the rest of the season without a team...(10/16) at Cin.: Made his 2011 season debut, recording three tackles (two solo)...(10/31) at Ten.: Was promoted to the starting lineup and finished with two tackles (one solo)...(11/6) vs. Atl.: Started for the second-consecutive game and posted a season-high four tackles (three solo).

2010: Entered the season as a full-time starter for the first time in his career, opening the first 14 games of the season at DT before suffering a chest injury in Week 15 and landing on the inactive list for the final two games of the regular season...Returned to start the team's AFC Wild Card playoff game vs. the N.Y. Jets...Finished the season with 38 tackles (29 solo)...(9/12) at Hou.: Opened the season as the starter at DT, making three tackles (two solo)...(10/10) vs. KC: Finished with two tackles as part of a defense that did not allow a TD for the only time all season and yielded just 261 net yards in what was a 19-9 Colts victory...(11/21) at NE: Tallied a season-high five tackles (four solo).

2009: Enjoyed the most productive season of his career, opening the year as part of the defensive-line rotation before working his way into the starting lineup at RDT in Week 7...Went on to start the ensuing 10 games and post a career-high 66 tackles (54 solo) and a half-sack (the first of his career)...His tackle total was tops among Colts defensive linemen...Also started each of the team's three playoff contests, helping the franchise secure the AFC Championship and a berth in Super Bowl XLIV...(10/25) at STL: Was elevated into the starting lineup at RDT following the team's Week 6 bye...Made a splash in his first career start, collecting eight tackles and a half-sack of QB Marc Bulger...(11/29) at Hou. Started and posted a career-high 10 tackles (eight solo)...Postseason: (1/16) at Bal.: Made his postseason debut, starting at RDT and finishing with a team-high seven tackles (five solo). Part of what was a dominant performance by the Colts defense, one that saw them limit Baltimore to just 12 first downs and a field goal in a 20-3 Indianapolis victory...(2/7) vs. NO: Started the game and finished with one solo tackle in what was a hard-fought losing effort.

2008: Participated in the entire offseason workout program, training camp and preseason with Green Bay, but was waived at the final roster reduction on Aug. 30...Claimed off waivers by Indianapolis on Aug. 31...Was a healthy scratch in Weeks 1-5 and Weeks 8-12, but appeared in six games as a reserve for the Colts and registered four tackles and one PD...(10/19) at GB: Made his Colts debut against the Packers at Lambeau Field, but did not record any statistics...(12/7) vs. Cin.: Appeared in the game and recorded two tackles and one PD.

2007: Backup defensive tackle who landed a surprise spot on Green Bay's roster as an undrafted rookie...Played in three games and was inactive for 13...Also inactive for both playoff contests...Made eight tackles (four solo)...Was inactive for the first 11 games...Saw his first action at Dallas (Nov. 29), playing a handful of snaps on defense...Inactive the next week vs. Oakland (Dec. 9) and at St. Louis (Dec. 16)...Returned to play at Chicago (Dec. 23) and made one solo tackle...(11/29) at Dal.: Made his NFL debut, seeing a handful of snaps on defense, but did not record any statistics...(12/30) vs. Det.: Had a season-high five tackles (three solo).

COLLEGE: A four-year letterman (2003-06) at Kent State, he played in 46 career games, including 45 starts...Began his career at defensive tackle before making the switch to end as a senior...Finished his career with 198 tackles, including 35 stops for loss, 14.5 sacks, three forced fumbles, two fumble recoveries and one interception...Ranks third in school annals in career sacks and seventh in tackles for loss...A four-time recipient of the team's Most Outstanding Defensive Line-man award...Earned All-Mid-American Conference first-team honors as a senior...Started all 12 games in 2006 and totaled 52 tackles, including 11 for loss, 5.5 sacks, two forced fumbles and an interception...Returned the lone INT of his career for a touchdown, vs. Eastern Michigan (Nov. 17)...Started all 11 games at defensive tackle as a junior, earning second-team All-MAC honors with 52 tackles, including 8.5 for loss, three sacks and one fumble recovery...Played in and started all 11 games as a sophomore...Recorded 48 tackles, including eight for loss, 4.5 sacks, one forced fumble and one fumble recovery...Awarded the Jack Lambert Cup in spring 2004 as the most improved defensive player...Played in all 12 games as a freshman, including 11 starts, deferring the start to a senior in the season finale...In his first collegiate season, finished with 46 tackles, including 7.5 for loss and 1.5 sacks, and blocked a field goal...Sat out the 2002 season due to NCAA initial eligibility guidelines...Majored in criminal justice.

PERSONAL: Given name Daniel Travanti Muir...Last name is pronounced MYEWR...Born in Washington, D.C....Married to Kristin and the couple has two sons, Bryson and Brayden...Was a four-year letterman at Parkdale High School in Riverdale, Md....Played both defensive tackle and offensive guard...His 96 tackles and 13½ sacks as a senior earned him all-state distinction...Credited with 83 tackles and 15 sacks as a junior in 2000...A two-year letterman in wrestling, he finished second in the state as a junior and third as a senior in the heavyweight division.



DANIEL MUIR'S NFL STATISTICS

Year	Team	GP	GS	TACKLES				Sk	Yds	INTERCEPTIONS					FUMBLES		
				Tot	Solo	Asst				No	Yds	Lg	TD	PD	FF	FR	Yds
2007	Green Bay	3	0	8	4	4	0.0	0.0		0	0	0	0	0	0	0	0
2008	Indianapolis	6	0	4	4	0	0.0	0.0		0	0	0	0	1	0	0	0
2009	Indianapolis	16	10	66	54	12	0.5	5.0		0	0	0	0	0	0	0	0
2010	Indianapolis	14	14	38	29	9	0.0	0.0		0	0	0	0	0	0	0	0
2011	Indianapolis	4	2	11	8	3	0.0	0.0		0	0	0	0	0	0	0	0
2012	NY Jets	3	0	3	1	2	0.0	0.0		0	0	0	0	0	0	0	0
NFL totals (six years)		46	26	130	100	30	0.5	5.0		0	0	0	0	1	0	0	0
PLAYOFFS																	
2009	Indianapolis	3	3	13	9	4	0.0	0.0		0	0	0	0	0	0	0	0
2010	Indianapolis	1	1	3	2	1	0.0	0.0		0	0	0	0	0	0	0	0
NFL totals		4	4	16	11	5	0.0	0.0		0	0	0	0	0	0	0	0

SUPPLEMENTAL BIOS



Tony PASHOS

79

TACKLE | ILLINOIS

HT. 6-6 WT. 325
Born: 8/3/80
Acquired: FA-'13

10th NFL season
First Raiders season
High School: Lockport Township (Lockport, Ill.)

Selected by Baltimore Ravens in fifth round (173rd overall) of 2003 NFL Draft, April 26, 2003...Signed by Jacksonville Jaguars as unrestricted free agent, March 2, 2007...Released by Jaguars, Sept. 6, 2009...Signed by San Francisco 49ers on Sept. 7, 2009...Signed by Cleveland Browns as unrestricted free agent, March 7, 2010...Released by Browns, March 12, 2012...Signed by Washington Redskins as free agent, March 11, 2013...Released by Redskins, Aug. 31, 2013...Signed by Oakland Raiders as free agent, Sept. 2, 2013.

CAREER: Veteran tackle has seen action in 92 career games with 70 starts, primarily at right tackle...Played for Baltimore, Jacksonville, San Francisco and Cleveland prior to joining the Raiders...Was in training camp with Washington in 2013 after being out of football in 2012...Has made three career postseason starts.

2012: Did not play after being released by Browns in the offseason.

2011: Played in 12 games for Cleveland...(10/2) vs. Ten.: Protected QB Colt McCoy, who completed 40-of-61 passes for 350 yards and one touchdown...(11/20) vs. Jac.: Helped the Browns to a season-high 148 rushing yards in a win.

2010: In first season with Browns, played in each of the first six games of the campaign including three starts at right tackle...Part of an offensive line that paved the way for a pair of individual 100-yard rushing performances...(10/17) at Pit.: Suffered a season-ending ankle injury...Placed on Injured Reserve on 10/20.

2009: Saw action in five games with one start for the 49ers...Placed on Injured Reserve with a shoulder injury on 10/26.

2008: Started all 16 games at right tackle and did not miss an offensive snap in final season with Jacksonville...(9/21) at Ind.: Helped pave the way for the Jaguars to rush for a season-high 236 rushing yards...Part of a unit that did not allow a sack.

2007: Started 15 games at right tackle...Part of an offensive line that led a running game which topped the AFC and ranked second in the NFL with an average of 149.4 rushing yards per game...Member of a unit that helped QB David Garrard set a single-season franchise record passer rating of 102.2 and highest completion percentage of 64.0...(10/4) vs. Hou.: Helped offense rush for 244 yards on 26 carries (9.4 avg.)...Rushing total marked the highest single-game average in franchise history.

2006: Started all 16 games at right tackle in final season with Baltimore...Part of an offensive line that allowed a franchise-low 17 sacks, breaking the previous mark of 35 allowed in 2004...Helped the team rank second in the NFL for fewest sacks allowed.

2005: Appeared in all 16 games with seven starts at right tackle...Part of an offensive line that helped Ravens quarterbacks complete a franchise-record 59.6 percent of their passes...(11/20) vs. Pit.: Made first-career start...(12/19) vs. GB: Helped Baltimore rush for a season-high 182 yards...Part of a unit that did not yield a sack.

2004: Played in six games, all in a reserve role...Inactive for 10 contests.

2003: Missed the entire season with a hand injury suffered in training camp...Was allocated to the Cologne Centurions of NFL Europa.

COLLEGE: Started 47 games at right tackle in four years at Illinois...Two-time first-team All-Big Ten honoree...As a senior, anchored the line for an offense that gained 5,356 yards...Earned first-team All-Big Ten honors and Academic All-Big Ten accolades as a senior and was selected first-team All-Big Ten as a junior...Moved into starting lineup as a freshman...Redshirted in 1998...Graduated with degree in history with a minor in political science.

PERSONAL: Attended Lockport (Ill.) High School...Played offensive tackle and led team to IHSA Class 6A playoff berth as a senior...Selected second-team all-state by the Chicago Tribune and received first-team all-area honors from the Star and Herald News...Earned nine varsity letters, including four in football, three in track and two in powerlifting...Earned MVP honors in Rudy's 1997 Powerlifting meet, breaking the meet record for the dead-lift at 660 pounds and total weight at 1,610 pounds...Selected by his teammates as the 2008 Byron "Whizzer" White Award for his community service...Is a huge advocate for special needs children, particularly autism and is a board member for HEAL (Healing Every Autistic Life)...The son of Greek immigrants and enjoys studying Greek mythology...Speaks three languages (Greek, English and German)...During his time in Jacksonville, launched the "Pashos' Pals" program to provide foster-care children trips to various educational, cultural and historical sites...Is a certified real estate agent after completing classes in 2004...Interests include politics, as he would like to run for office when he is done playing football.

TONY PASHOS' GAMES PLAYED/STARTED

Year	Team	GP	GS
2003	Baltimore.....	Injured reserve -- hand	
2004	Baltimore.....	6	0
2005	Baltimore.....	16	7
2006	Baltimore.....	16	16
2007	Jacksonville.....	15	15
2008	Jacksonville.....	16	16
2009	San Francisco.....	5	1
2010	Cleveland.....	6	3
2011	Cleveland.....	12	12
NFL totals (9 seasons).....		92	70

CAREER MILESTONES: NFL debut: at Cle., 9/12/04. First NFL start: at Pit., 11/20/05.





WEEK ONE

INDIANAPOLIS COLTS 21

OAKLAND RAIDERS 17



Sept. 8, 2013 | Lucas Oil Stadium | 65,412

Team	1	2	3	4	Final
Oakland	0	7	3	7	17
Indianapolis	7	7	0	7	21

SCORING SUMMARY

Team	Qtr	Time	Play Description	Visitor	Home
Colts	1	2:47	R.Wayne 12 yd. pass from A.Luck (Vinatieri kick) (10-89, 6:17)	0	7
Colts	2	10:47	D.Allen 20 yd. pass from A.Luck (Vinatieri kick) (8-69, 3:30)	0	14
Raiders	2	4:53	D.McFadden 1 yd. run (Janikowski kick) (11-85, 5:54)	7	14
Raiders	3	5:42	S.Janikowski 38 yd. Field Goal (10-65, 4:41)	10	14
Raiders	4	11:09	D.Moore 5 yd. pass from T.Pryor (Janikowski kick) (11-44, 5:41)	17	14
Colts	4	5:20	A.Luck 19 yd. run (Vinatieri kick) (11-80, 5:49)	17	21

TEAM STATS

	Raiders	Colts
First Downs:	20	18
Time of Possession:	32:47	27:13
Net Yards Rushing:	171	127
Net Yards Passing:	201	147
Total Net Yards:	372	274
Penalties/Yards:	8-51	3-31
Fumbles/Lost:	0-0	0-0

INDIVIDUAL STATS

PASSING

OAK: T.Pryor 19-29-217 (TD, 2 INT)

IND: A.Luck 18-23-178 (2 TD, INT)

RUSHING

OAK: T.Pryor 13-112, D.McFadden 17-48, R.Streater 1-9, R.Jennings 2-2

IND: V.Ballard 13-63, A.Luck 6-38, A.Bradshaw 7-26

RECEIVING

OAK: R.Streater 5-70, D.Moore 5-43 (TD), D.McFadden 3-18, M.Rivera 2-26, J. Mastrud 1-41, M.Reece 1-9, B.Butler 1-8, J.Ford 1-2

IND: R.Wayne 8-96, D.Heyward-Bey 3-33, T.Hilton 3-20, D.Allen 1-20, C.Fleener 1-7, A.Bradshaw 1-7, V.Ballard 1-(-5)

INTERCEPTIONS

OAK: None

IND: G.Toler 1-26, A.Bethea 1-2

SACKS

OAK: T.Branch 1-2, T.Porter 1-8, L. Houston 1-8, J. Hunter 1-13

IND: R.Mathis 1-16

PUNTING

OAK: M.King 2-101 (50.5)

IND: P.McAfee 3-117 (39.0)

PUNT RETURNS

OAK: P. Adams 1-5 (5.0)

IND: T.Hilton 1-23 (23.0)

KICKOFF RETURNS

OAK: J.Ford 2-47 (23.5)

IND: None



WEEK TWO

OAKLAND RAIDERS 19

JACKSONVILLE JAGUARS 9



Sept. 15, 2013 | O.co Coliseum | 49,400

Team	1	2	3	4	Final
Jacksonville	0	3	0	6	9
Oakland	7	3	3	6	19

SCORING SUMMARY

Team	Qtr	Time	Play Description	Visitor	Home
Raiders	1	10:52	M.Reece 11 yd. run (S.Janikowski kick) (5-38, 2:45)	0	7
Jaguars	2	7:45	J.Scobee 27 yd. Field Goal (15-78, 6:56)	3	7
Raiders	2	0:03	S.Janikowski 46 yd. Field Goal (10-44, 2:47)	3	10
Raiders	3	9:18	S.Janikowski 30 yd. Field Goal (12-69, 5:42)	3	13
Raiders	4	13:49	S.Janikowski 29 yd. Field Goal (7-43, 3:56)	3	16
Raiders	4	6:00	S.Janikowski 29 yd. Field Goal (10-52, 6:23)	3	19
Jaguars	4	2:53	C.Harbor 13 yd. pass from C.Henne (pass failed) (6-49, 1:54)	9	19

TEAM STATS

	Jaguars	Raiders
First Downs:	15	16
Time of Possession:	28:12	31:48
Net Yards Rushing:	34	226
Net Yards Passing:	214	114
Total Net Yards:	248	340
Penalties/Yards:	10-70	5-30
Fumbles/Lost:	1-0	3-1

INDIVIDUAL STATS

PASSING

JAX: C.Henne 25-38-241 (TD, INT)

OAK: T.Pryor 15-24-126 (TD)

RUSHING

JAX: M.Jones-Drew 10-27, C.Henne 2-9, J.Todman 5-7, D.Robinson 1-0, S.Burton 1-(-9)

OAK: D.McFadden 19-129, T.Pryor 9-50, R.Jennings 4-32, M.Reece 2-15

RECEIVING

JAX: C.Shorts 8-93, A.Sanders 5-64, C.Harbor 3-34, S.Burton 2-23, A.Reisner 2-9, W.Ta'ufu'ou 2-5, J.Forsett 1-7, J.Ebert 1-5, M.Jones-Drew 1-1

OAK: D.McFadden 4-28, R.Streater 3-42, M.Rivera 3-32, J.Ford 2-12, B.Butler 2-10, R.Jennings 1-2

INTERCEPTIONS

JAX: None

OAK: None

SACKS

JAX: P.Posluszny 1-0, T.Alualu 0.5-2.5, B.Deaderick 0.5-2.5

OAK: J.Hunter 1-4, T. Porter 0.5-3.5, U.Young 1.5-10.5, C.Bilukidi 1-9

PUNTING

JAX: B.Anger 8-349 (43.6)

OAK: M.King 4-192 (48.0)

PUNT RETURNS

JAX: W.Blackmon 1-5 (5.0)

OAK: P.Adams 3-33 (11.0), U.Young 1-0 (0.0)

KICKOFF RETURNS

JAX: S.Burton 3-74 (24.7), W.Ta'ufu'ou 1-5 (5.0)

OAK: J.Ford 1-26 (26.0)



WEEK THREE

DENVER BRONCOS 37

OAKLAND RAIDERS 21



Sept. 23, 2013 | Sports Authority Field at Mile High | 76,978

Team	1	2	3	4	Final
Oakland	0	7	7	7	21
Denver	10	17	3	7	37

SCORING SUMMARY

Team	Qtr	Time	Play Description	Visitor	Home
Broncos	1	10:28	E.Decker 2 yd. pass from P.Manning (M.Prater kick) (8-55, 3:23)	0	7
Broncos	1	0:47	M.Prater 53 yd. Field Goal (6-24, 3:42)	0	10
Broncos	2	7:27	W.Welker 12 yd. pass from P.Manning (M.Prater kick) (10-80, 4:35)	0	17
Raiders	2	5:57	D.Moore 73 yd. pass from T.Pryor (S.Janikowski kick) (3-80, 1:30)	7	17
Broncos	2	3:40	J.Thomas 13 yd. pass from P.Manning (M.Prater kick) (4-80, 2:17)	7	24
Broncos	2	0:19	M.Prater 41 yd. Field Goal (7-38, 1:30)	7	27
Broncos	3	8:41	M.Prater 40 yd. Field Goal (13-55, 6:19)	7	30
Raiders	3	0:17	M.Reece 16 yd. pass from D.McFadden (S.Janikowski kick) (6-70, 2:26)	14	30
Broncos	4	11:27	R.Hillman 1 yd. run (M.Prater kick) (8-80, 3:50)	14	37
Raiders	4	1:15	D.McFadden 1 yd. run (S.Janikowski kick) (4-20, 1:04)	21	37

TEAM STATS

	Raiders	Broncos
First Downs:	13	31
Time of Possession:	24:36	35:24
Net Yards Rushing:	49	164
Net Yards Passing:	293	372
Total Net Yards:	342	536
Penalties/Yards:	8-77	5-40
Fumbles/Lost:	1-0	3-2

INDIVIDUAL STATS

PASSING

OAK: T.Pryor 19-28-281 (TD), M.Flynn 1-2-19, D.McFadden 1-1-16 (TD)
DEN: P.Manning 32-37-374 (3 TD)

RUSHING

OAK: T.Pryor 4-36, D.McFadden 12-9 (TD), J.Ford 1-4
DEN: R.Hillman 9-66 (TD), M.Ball 11-61, K.Moreno 12-39, P.Manning 3-(-2)

RECEIVING

OAK: D.Moore 6-124 (TD), M.Reece 4-45 (TD), B.Butler 3-54, R.Streater 3-42, M.Rivera 2-21, R.Jennings 2-15, J.Ford 1-15
DEN: D.Thomas 10-94, E.Decker 8-133, W.Welker 7-84, J.Thomas 3-37, R.Hillman 1-12, K.Moreno 1-6, J.Tamme 1-5, V.Green 1-3

INTERCEPTIONS

OAK: None
DEN: None

SACKS

OAK: L.Houston 1-2
DEN: W.Woodyard 0.5-5.5, R.Ayers 2-12, M.Jackson 0.5-5.5

PUNTING

OAK: M.King 6-315 (52.5)
DEN: B.Colquitt 1-37 (37.0)

PUNT RETURNS

OAK: P. Adams (FC)
DEN: T.Holliday 3-34 (11.3)

KICKOFF RETURNS

OAK: J.Ford 2-45 (22.5)
DEN: M. Unrein 1-8 (8.0)



WEEK FOUR

WASHINGTON REDSKINS 24

OAKLAND RAIDERS 14



Sept. 29, 2013 | O.co Coliseum | 53,549

Team	1	2	3	4	Final
Washington	0	10	7	7	24
Oakland	14	0	0	0	14

SCORING SUMMARY

Team	Qtr	Time	Play Description	Visitor	Home
Raiders	1	10:40	J.Stewart blocked punt recovery in end zone (S.Janikowski kick)	0	7
Raiders	1	3:06	M.Rivera 18 yd. pass from M.Flynn (S.Janikowski kick) (10-81, 5:21)	0	14
Redskins	2	14:21	J.Potter 25 yd. Field Goal (11-73, 3:45)	3	14
Redskins	2	10:59	D.Amerson 45 yd. interception return (J.Potter kick)	10	14
Redskins	3	2:58	P.Garcon 5 yd. pass from R.Griffin (J.Potter kick) (8-58, 3:53)	17	14
Redskins	4	6:59	R.Helu 14 yd. run (J.Potter kick) (2-42, 0:55)	24	14

TEAM STATS

	Redskins	Raiders
First Downs:	15	14
Time of Possession:	27:38	32:22
Net Yards Rushing:	122	104
Net Yards Passing:	217	194
Total Net Yards:	339	298
Penalties/Yards:	3-29	4-25
Fumbles/Lost:	1-1	2-1

INDIVIDUAL STATS

PASSING

WAS: R.Griffin 18-31-227 (TD)
OAK: M.Flynn 21-32-227 (TD, INT)

RUSHING

WAS: A.Morris 16-71, R.Helu 13-41 (TD), R.Griffin 3-10
OAK: R.Jennings 15-45, D.McFadden 5-29, T.Jones 1-19, M.Flynn 3-4, J.Olawale 1-4, J.Ford 1-3

RECEIVING

WAS: P.Garcon 6-59, L.Hankerson 4-49, L.Paulsen 2-46, R.Helu 2-43, N.Paul 2-20, J.Morgan 1-6, D.Young 1-4
OAK: R.Jennings 8-71, D.Moore 4-66, M.Rivera 2-44, R.Streater 2-18, J.Olawale 1-11, J.Mastrud 1-8, B.Butler 1-6, J.Stewart 1-5, M.Reece 1-(-2)

INTERCEPTIONS

WAS: D.Amerson 1-45 (TD)
OAK: None

SACKS

WAS: B.Orakpo 2-10, R.Kerrigan 2-14, B.Cofield 2-8, D.Tapp 1-1
OAK: C.Woodson 1-10

PUNTING

WAS: S.Rocca 7-280 (40.0)
OAK: M.King 7-314 (44.9)

PUNT RETURNS

WAS: C.Thompson 2-11 (5.5)
OAK: P.Adams 1-9 (9.0), J.Ford 2-15 (7.5)

KICKOFF RETURNS

WAS: None
OAK: J.Ford 1-25 (25.0), J.Stewart 1-24 (24.0)



WEEK FIVE

OAKLAND RAIDERS 27

SAN DIEGO CHARGERS 17



Oct. 6, 2013 | O.co Coliseum | 48,834

Team	1	2	3	4	Final
San Diego	0	0	3	14	17
Oakland	14	3	7	3	27

SCORING SUMMARY

Team	Qtr	Time	Play Description	Visitor	Home
Raiders	1	13:03	R.Streater 44 yd. pass from T.Pryor (S.Janikowski kick) (1-44, 0:08)	0	7
Raiders	1	1:28	D.Moore 2 yd. pass from T.Pryor (S.Janikowski kick) (13-88, 8:08)	0	14
Raiders	2	4:13	S.Janikowski 47 yd. Field Goal (4-8, 1:34)	0	17
Chargers	3	4:51	N.Novak 35 yd. Field Goal (16-75, 7:15)	3	17
Raiders	3	2:37	C.Woodson 25 yd. fumble return (S.Janikowski kick)	3	24
Chargers	4	14:57	D.Woodhead 5 yd. pass from P.Rivers (N.Novak kick) (7-80, 2:40)	10	24
Chargers	4	10:17	K.Allen 7 yd. pass from P.Rivers (N.Novak kick) (4-54, 2:28)	17	24
Raiders	4	4:24	S.Janikowski 50 yd. Field Goal (9-48, 5:53)	17	27

TEAM STATS

	Chargers	Raiders
First Downs:	27	17
Time of Possession:	30:55	29:05
Net Yards Rushing:	32	104
Net Yards Passing:	391	195
Total Net Yards:	423	299
Penalties/Yards:	5-30	8-85
Fumbles/Lost:	2-2	2-0

INDIVIDUAL STATS

PASSING

SD: P.Rivers 35-48-411 (2 TD, 3 INT)

OAK: T.Pryor 18-23-221 (2 TD)

RUSHING

SD: D.Woodhead 9-13, R.Brown 7-11, R.Mathews 3-8

OAK: R.Jennings 10-41, M.Reece 7-32, T.Pryor 11-31

RECEIVING

SD: D.Woodhead 9-58, V.Brown 7-117, A.Gates 7-74, K.Allen 6-115, E.Royal 3-26, R.Brown 3-21

OAK: D.Moore 5-84, R.Streater 3-56, M.Reece 3-25, J.Ford 2-15, J.Olawale 2-15, B.Butler 1-20, M.Rivera 1-5, J.Stewart 1-1

INTERCEPTIONS

SD: None

OAK: U.Young 1-26, C.Woodson 1-13, D.Hayden 1-0

SACKS

SD: J.Johnson 2-10, S.Lissemore 1-9, J.Patrick 1-7

OAK: Ke.Burnett 1-11, L.Houston 1-9

PUNTING

SD: M.Scifres 2-77 (38.5)

OAK: M.King 6-297 (49.5)

PUNT RETURNS

SD: K.Allen 1-21 (21.0), E.Royal 1-0 (0.0)

OAK: P.Adams 0-0 (0.0)

KICKOFF RETURNS

SD: D.Woodhead 2-46 (23.0)

OAK: J.Ford 4-92 (23.0)



WEEK SIX

OAKLAND RAIDERS 7

KANSAS CITY CHIEFS 24



Oct. 13, 2013 | Arrowhead Stadium | 76,394

Team	1	2	3	4	Final
Oakland	0	7	0	0	7
Kansas City	0	7	7	10	24

SCORING SUMMARY

Team	Qtr	Time	Play Description	Visitor	Home
Raiders	2	8:40	D.Moore 39 yd. pass from T.Pryor (S.Janikowski kick) (6-78, 3:16)	7	0
Chiefs	2	1:06	J.Charles 7 yd. run (R.Succop kick) (5-55, 1:03)	7	7
Chiefs	3	2:01	J.Charles 2 yd. run (R.Succop kick) (4-23, 1:56)	7	14
Chiefs	4	2:09	R.Succop 33 yd. Field Goal (6-14, 2:00)	7	17
Chiefs	4	1:35	H.Abdullah 44 yd. interception return (R.Succop kick)	7	24

TEAM STATS

	Raiders	Chiefs
First Downs:	18	16
Time of Possession:	34:00	26:00
Net Yards Rushing:	125	111
Net Yards Passing:	149	105
Total Net Yards:	274	216
Penalties/Yards:	11-68	4-20
Fumbles/Lost:	0-0	3-1

INDIVIDUAL STATS

PASSING

OAK: T.Pryor 18-34-216 (TD, 3 INT)

KC: A.Smith 14-31-128

RUSHING

OAK: T.Pryor 6-60, D.McFadden 16-52, R.Jennings 4-12, J.Ford 1-1

KC: J.Charles 22-78, A.Smith 4-29, D.McCluster 1-4

RECEIVING

OAK: D.Moore 5-82, R.Streater 3-46, D.McFadden 3-31, M.Rivera 2-10, J.Mastrud 1-10, J.Ford 1-11, M.Reece 1-9, R.Jennings 1-9, B.Butler 1-5

KC: J.Charles 5-50, D.Bowe 3-46, D.Avery 2-6, D.McCluster 1-10, K.Brock 1-9, J.Hemingway 1-8, K. Davis 1-(-1)

INTERCEPTIONS

OAK: None

KC: H.Abdullah 1-44T, MCooper 1-12, Q.Demps 1-9

SACKS

OAK: N.Roach 1-10, V.Walker 1-6, S.Moore 1-7

KC: D.Johnson 2-8, E.Berry 1-11, T.Jackson 1-8, T.Hali 3.5-30.5, J.Houston 1-0, H.Abdullah 0.5-3.5, M.Catapano 1-6

PUNTING

OAK: M.King 8-414 (51.8)

KC: D.Colquitt 8-392 (49.0)

PUNT RETURNS

OAK: P.Adams 3-12 (4.0), D.Hayden 0-22 (0.0)

KC: D.McCluster 6-32 (5.3)

KICKOFF RETURNS

OAK: J.Ford 1-18 (18.0)

KC: None



WEEK EIGHT

OAKLAND RAIDERS 21

PITTSBURGH STEELERS 18



Oct. 27, 2013 | O.co Coliseum | 52,950

Team	1	2	3	4	Final
Pittsburgh	0	3	0	15	18
Oakland	14	7	0	0	21

SCORING SUMMARY

Team	Qtr	Time	Play Description	Visitor	Home
Raiders	1	14:41	T.Pryor 93 yd. run (S.Janikowski kick) (1-93, 0:19)	0	7
Raiders	1	7:28	D.McFadden 7 yd. run (S.Janikowski kick) (5-26, 2:36)	0	14
Steelers	2	14:14	S.Suisham 47 yd. Field Goal (5-19, 2:44)	3	14
Raiders	2	1:55	D.McFadden 4 yd. run (S.Janikowski kick) (11-72, 6:05)	3	21
Steelers	4	12:11	E.Sanders 9 yd. pass from B.Roethlisberger (S.Suisham kick) (3-11, 0:55)	10	21
Steelers	4	1:24	L.Bell 2 yd. run (E.Sanders run) (12-83, 2:58)	18	21

TEAM STATS

	Steelers	Raiders
First Downs:	20	13
Time of Possession:	29:59	30:01
Net Yards Rushing:	35	197
Net Yards Passing:	241	82
Total Net Yards:	276	279
Penalties/Yards:	3-12	6-39
Fumbles/Lost:	0-0	2-1

INDIVIDUAL STATS

PASSING

PIT: B.Roethlisberger 29-45-275 (TD, 2 INT)

OAK: T.Pryor 10-19-88

RUSHING

PIT: L.Bell 13-24 (TD), J.Dwyer 3-9, A.Brown 1-2, B.Roethlisberger 1-1, F.Jones 1-(-1)

OAK: T.Pryor 9-106 (TD), D.McFadden 24-73 (2 TD), M.Reece 3-10, R.Jennings 2-8

RECEIVING

PIT: A.Brown 9-82, E.Sanders 7-88, L.Bell 5-27, J.Cotchery 3-39, H.Miller 3-19, F.Jones 2-20

OAK: R.Streater 4-45, D.Moore 2-32, D.McFadden 2-5, J.Mastrud 1-9, J.Ford 1-(-3)

INTERCEPTIONS

PIT: T.Polamalu 1-17, C.Allen 1-3

OAK: T.Porter 1-1, M.Jenkins 1-0

SACKS

PIT: B.Keisel 1-1, T.Polamalu 1-5

OAK: L.Houston 1-9, S.Moore 2-16, V.Walker 1-3, D.Muir 1-6

PUNTING

PIT: Z.Mesko 7-299 (42.7)

OAK: M.King 8-372 (46.5)

PUNT RETURNS

PIT: A.Brown 4-47 (11.8)

OAK: J.Ford 1-14 (14.0)

KICKOFF RETURNS

PIT: J.Dwyer 1-25 (25.0)

OAK: T.Jones 3-46 (15.3)



WEEK NINE

PHILADELPHIA EAGLES 49

OAKLAND RAIDERS 20



Nov. 3, 2013 | O.co Coliseum | 51,751

Team	1	2	3	4	Final
Philadelphia	7	21	21	0	49
Oakland	3	10	0	7	20

SCORING SUMMARY

Team	Qtr	Time	Play Description	Visitor	Home
Eagles	1	5:18	B.Celek 2 yd. pass from N.Foles (A.Henery kick) (10-84, 3:58)	7	0
Raiders	1	2:02	S.Janikowski 24 yd. Field Goal (7-74, 3:16)	7	3
Eagles	2	14:17	R.Cooper 17 yd. pass from N.Foles (A.Henery kick) (8-82, 2:45)	14	3
Eagles	2	11:17	R.Cooper 63 yd. pass from N.Foles (A.Henery kick) (1-63, 0:09)	21	3
Raiders	2	7:34	R.Jennings 8 yd. run (S.Janikowski kick) (6-80, 3:43)	21	10
Eagles	2	4:03	Z.Ertz 15 yd. pass from N.Foles (A.Henery kick) (8-80, 3:31)	28	10
Raiders	2	0:03	S.Janikowski 53 yd. Field Goal (9-40, 0:56)	28	13
Eagles	3	14:14	L.McCoy 25 yd. pass from N.Foles (A.Henery kick) (4-61, 0:46)	35	13
Eagles	3	11:33	D.Jackson 46 yd. pass from N.Foles (A.Henery kick) (3-57, 0:51)	42	13
Eagles	3	4:28	R.Cooper 5 yd. pass from N.Foles (A.Henery kick) (3-68, 1:18)	49	13
Raiders	4	0:52	J.Stewart 2 yd. run (S.Janikowski kick) (10-71, 2:30)	49	20

TEAM STATS

	Eagles	Raiders
First Downs:	21	29
Time of Possession:	22:06	37:54
Net Yards Rushing:	128	210
Net Yards Passing:	414	350
Total Net Yards:	542	560
Penalties/Yards:	7-52	8-70
Fumbles/Lost:	0-0	2-0

INDIVIDUAL STATS

PASSING

PHI: N.Foles 22-28-406 (7 TD), M.Barkley 2-3-13

OAK: T.Pryor 22-41-288 (2 INT), M.McGloin 7-15-87

RUSHING

PHI: A.Morris 16-71, R.Helu 13-41 (TD), R.Griffin 3-10

OAK: R.Jennings 15-102, T.Pryor 10-94, D.McFadden 5-12, J.Stewart 2-2

RECEIVING

PHI: D.Jackson 5-150, R.Cooper 5-139, Z.Ertz 5-42, L.McCoy 4-36, B.Celek 3-27, J.Maehl 1-19, B.Brown 1-6

OAK: R.Jennings 7-74, R.Streater 5-98, D.Moore 5-82, M.Rivera 4-36, J.Criner 3-32, J.Ford 2-28, M.Reece 2-22, D.McFadden 1-3

INTERCEPTIONS

PHI: B.Fletcher 1-25, C.Barwin 1-(-5)

OAK: None

SACKS

PHI: M.Kendricks 1-3, T.Cole 1-6, V.Curry 1-16

OAK: N.Roach 1-1

PUNTING

PHI: D.Jones 6-259 (43.2)

OAK: M.King 7-315 (45.0)

PUNT RETURNS

PHI: D.Jackson 3-39 (13.0)

OAK: J.Ford 0-0

KICKOFF RETURNS

PHI: B.Boykin 2-50 (25.0), B.Graham 1-14 (14.0)

OAK: J.Stewart 2-43 (21.5), T.Jones 1-20 (20.0)



WEEK TEN

NEW YORK GIANTS 24

OAKLAND RAIDERS 20



Nov. 10, 2013 | MetLife Stadium | 80,366

Team	1	2	3	4	Final
Oakland	10	7	3	0	20
New York	7	7	7	3	24

SCORING SUMMARY

Team	Qtr	Time	Play Description	Visitor	Home
Raiders	1	14:07	T.Pryor 1 yd. run (S.Janikowski kick) (2-5, 0:45)	7	0
Giants	1	9:22	C.Taylor 21 yd. return of blocked punt (J.Brown kick)	7	7
Raiders	1	3:21	S.Janikowski 33 yd. Field Goal (4-6, 1:09)	10	7
Giants	2	7:36	R.Randle 5 yd. pass from E.Manning (J.Brown kick) (11-90, 6:22)	10	14
Raiders	2	1:18	T.Porter 43 yd. interception return (S.Janikowski kick)	17	14
Raiders	3	6:56	S.Janikowski 24 yd. Field Goal (14-74, 8:04)	20	14
Giants	3	2:15	A.Brown 1 yd. run (J.Brown kick) (2-5, 0:46)	20	21
Giants	4	8:04	J.Brown 23 yd. Field Goal (13-70, 6:56)	20	24

TEAM STATS

	Raiders	Giants
First Downs:	12	19
Time of Possession:	27:58	32:02
Net Yards Rushing:	107	133
Net Yards Passing:	106	118
Total Net Yards:	213	251
Penalties/Yards:	8-65	1-5
Fumbles/Lost:	1-1	3-2

INDIVIDUAL STATS

PASSING

OAK: T.Pryor 11-26-122 (INT)

NYG: E.Manning 12-22-140 (TD, INT)

RUSHING

OAK: R.Jennings 20-88, T.Pryor 5-19 (TD)

NYG: A.Brown 30-115 (TD), P.Hillis 5-21, E.Manning 3-(-3)

RECEIVING

OAK: D.Moore 3-45, M.Reece 3-30, M.Rivera 2-22, R.Jennings 2-19, R.Streater 1-6

NYG: H.Nicks 4-49, R.Randle 3-50, V.Cruz 3-37, A.Brown 1-4, P.Hillis 1-0

INTERCEPTIONS

OAK: T.Porter 1-43 (TD)

NYG: T.Thomas 1-65

SACKS

OAK: S.Moore 1-11, V.Walker 1-6, U.Young 1-5

NYG: A.Rolle 1-9, K.Rivers 1-2, J.Pierre-Paul 1-4, M.Kiwanuka 1-1

PUNTING

OAK: M.King 5-254 (50.8), BLOCKED

NYG: S.Weatherford 4-121 (30.3)

PUNT RETURNS

OAK: J.Crawford 1-(-1)

NYG: R.Randle 3-30 (10.0)

KICKOFF RETURNS

OAK: T.Jones 2-77 (38.5)

NYG: J.Jernigan 1-19 (19.0)



WEEK ELEVEN

OAKLAND RAIDERS 28

HOUSTON TEXANS 23



Nov. 17, 2013 | Reliant Stadium | 71,726

Team	1	2	3	4	Final
Oakland	14	0	14	0	28
Houston	0	17	0	6	23

SCORING SUMMARY

Team	Qtr	Time	Play Description	Visitor	Home
Raiders	1	9:26	D.Moore 5 yd. pass from M.McGloin (S.Janikowski kick) (6-16, 3:54)	7	0
Raiders	1	3:45	R.Streater 16 yd. pass from M.McGloin (S.Janikowski kick) (1-16, 0:05)	14	0
Texans	2	11:52	G.Graham 42 yd. pass from C.Keenum (R.Bullock kick) (4-85, 2:10)	14	7
Texans	2	2:54	K.Martin 87 yd. punt return (R.Bullock kick)	14	14
Texans	2	0:40	R.Bullock 51 yd. Field Goal (9-43, 1:46)	14	17
Raiders	3	8:13	M.Rivera 26 yd. pass from M.McGloin (S.Janikowski kick) (5-73, 2:21)	21	17
Raiders	3	2:26	R.Jennings 80 yd. run (S.Janikowski kick) (1-80, 0:13)	28	17
Texans	4	12:13	R.Bullock 26 yd. Field Goal (9-61, 2:34)	28	20
Texans	4	8:02	R.Bullock 30 yd. Field Goal (10-49, 3:18)	28	23

TEAM STATS

	Raiders	Texans
First Downs:	12	14
Time of Possession:	31:31	28:29
Net Yards Rushing:	165	90
Net Yards Passing:	176	304
Total Net Yards:	341	394
Penalties/Yards:	8-77	9-50
Fumbles/Lost:	1-0	3-1

INDIVIDUAL STATS

PASSING

OAK: M.McGloin 18-32-197 (3 TD)

HOU: M.Schaub 12-25-155, C.Keenum 13-24-170 (TD, INT)

RUSHING

OAK: T.Pryor 6-60, D.McFadden 16-52, R.Jennings 4-12, J.Ford 1-1

HOU: B.Tate 19-88, D.Johnson 2-2

RECEIVING

OAK: R.Streater 6-84, M.Rivera 5-54, M.Reece 2-17, D.Moore 2-11, R.Jennings 2-(-2), A.Holmes 1-33

HOU: A.Johnson 10-116, G.Graham 7-136 (TD), B.Tate 4-29, K.Martin 2-32, D.Hopkins 1-7, D.Posey 1-5

INTERCEPTIONS

OAK: N.Roach 1-0

HOU: None

SACKS

OAK: Ke.Burnett 1-6, L.Houston 1-15

HOU: J.Watt 2-21

PUNTING

OAK: M.King 11-540 (49.1)

HOU: S.Lechler 9-442 (49.1)

PUNT RETURNS

OAK: J.Ford 4-30 (7.5)

HOU: K.Martin 7-125 (17.9)

KICKOFF RETURNS

OAK: T.Jones 3-77 (25.7)

HOU: K.Martin 2-62 (31.0), D.Karim 1-3 (3.0)



WEEK TWELVE

TENNESSEE TITANS 23

OAKLAND RAIDERS 19



Nov. 24, 2013 | O.co Coliseum | 46,001

Team	1	2	3	4	Final
Tennessee	3	3	7	10	23
Oakland	3	6	3	7	21

SCORING SUMMARY

Team	Qtr	Time	Play Description	Visitor	Home
Raiders	1	10:55	S.Janikowski 52 yd. Field Goal (10-46, 4:05)	0	3
Titans	1	3:38	R.Bironas 33 yd. Field Goal (14-59, 7:17)	3	3
Titans	2	11:55	R.Bironas 22 yd. Field Goal (4-6, 1:24)	6	3
Raiders	2	6:25	S.Janikowski 48 yd. Field Goal (6-21, 2:27)	6	6
Raiders	2	0:48	S.Janikowski 24 yd. Field Goal (10-71, 2:05)	6	9
Titans	3	12:52	J.Hunter 54 yd. pass from R.Fitzpatrick (R.Bironas kick) (4-85, 2:08)	13	9
Raiders	3	1:41	S.Janikowski 42 yd. Field Goal (9-50, 4:24)	13	12
Titans	4	8:52	R.Bironas 23 yd. Field Goal (16-75, 7:49)	16	12
Raiders	4	6:10	M.Reece 27 yd. pass from M.McGloin (S.Janikowski kick) (5-75, 2:42)	16	19
Titans	4	0:10	K.Wright 10 yd. pass from R.Fitzpatrick (R.Bironas kick) (14-80, 6:00)	23	19

TEAM STATS

	Titans	Raiders
First Downs:	22	19
Time of Possession:	35:48	24:12
Net Yards Rushing:	114	93
Net Yards Passing:	312	260
Total Net Yards:	426	353
Penalties/Yards:	10-100	4-50
Fumbles/Lost:	3-0	2-1

INDIVIDUAL STATS

PASSING

TEN: R.Fitzpatrick 30-42-320 (2 TD)
OAK: M.McGloin 19-32-260 (TD, INT)

RUSHING

TEN: C.Johnson 20-73, R.Fitzpatrick 5-26, S.Greene 4-15
OAK: R.Jennings 16-73, M.Reece 5-14, M.McGloin 2-6

RECEIVING

TEN: J.Hunter 6-109 (TD), K.Wright 6-103 (TD), D.Walker 5-46, N.Washington 5-45, C.Johnson 3-8, C.Mooney 2-6, T.Thompson 2-4, C.Stevens 1-(-1)
OAK: R.Streater 5-93, R.Jennings 4-49, M.Reece 4-44, A.Holmes 2-32, J.Olawale 2-27, M.Rivera 1-10, J.Mastrud 1-5

INTERCEPTIONS

TEN: Z.Brown 1-3
OAK: None

SACKS

TEN: None
OAK: Ke.Burnett 0.5-3.5, N. Roch 1.5-4.5

PUNTING

TEN: B.Kern 4-163 (40.8)
OAK: M.King 2-95 (47.5)

PUNT RETURNS

TEN: D.Wylie 1-0 (0.0)
OAK: J.Ford 2-18 (9.0)

KICKOFF RETURNS

TEN: D.Wylie 2-31 (15.5)
OAK: T.Jones 3-90 (26.7), J.Stewart 2-28 (14.0)



WEEK THIRTEEN

OAKLAND RAIDERS 24

DALLAS COWBOYS 31



Nov. 28, 2013 | AT&T Stadium | 87,572

Team	1	2	3	4	Final
Oakland	7	14	0	3	24
Dallas	7	7	7	10	31

SCORING SUMMARY

Team	Qtr	Time	Play Description	Visitor	Home
Raiders	1	14:48	G.Jenkins 23 yd. fumble return (S.Janikowski kick)	7	0
Cowboys	1	0:43	D.Murray 2 yd. run (D.Bailey kick) (1-2, 0:04)	7	7
Raiders	2	10:13	R.Jennings 1 yd. run (S.Janikowski kick) (12-79, 5:30)	14	7
Raiders	2	1:56	R.Jennings 1 yd. run (S.Janikowski kick) (12-50, 7:46)	21	7
Cowboys	2	0:10	D.Murray 4 yd. run (D.Bailey kick) (8-73, 1:46)	21	14
Cowboys	3	5:26	D.Bryant 4 yd. pass from T.Romo (D.Bailey kick) (10-87, 6:03)	21	21
Cowboys	4	14:20	D.Murray 7 yd. run (D.Bailey kick) (9-65, 5:20)	21	28
Cowboys	4	1:56	D.Bailey 19 yd. Field Goal (14-79, 6:43)	21	31
Raiders	4	0:35	S.Janikowski 45 yd. Field Goal (7-53, 1:21)	24	31

TEAM STATS

	Raiders	Cowboys
First Downs:	16	23
Time of Possession:	27:41	32:19
Net Yards Rushing:	50	144
Net Yards Passing:	255	208
Total Net Yards:	305	352
Penalties/Yards:	10-71	6-40
Fumbles/Lost:	1-1	3-1

INDIVIDUAL STATS

PASSING

OAK: M.McGloin 18-30-255 (INT)
DAL: T.Romo 23-32-225 (TD)

RUSHING

OAK: R.Jennings 17-35 (2 TD), D.McFadden 5-13, J.Ford 1-3, M.McGloin 2-(-1)
DAL: L.Dunbar 12-82, D.Murray 17-63, T.Romo 1-(-1)

RECEIVING

OAK: A.Holmes 7-136, R.Streater 3-57, J.Ford 3-19, M.Rivera 2-30, M.Reece 2-5, R.Jennings 1-8
DAL: D.Bryant 7-61, D.Murray 5-39, J.Witten 3-53, T.Williams, 3-32, C.Beasley 3-19, M.Austin 1-18, L.Dunbar 1-12

INTERCEPTIONS

OAK: None
DAL: B.Carr 1-0

SACKS

PHI: M.Kendricks 1-3, T.Cole 1-6, V.Curry 1-16
OAK: N.Roach 1-1

PUNTING

OAK: M.King 5-265 (53.0)
DAL: C.Jones 5-238 (47.6)

PUNT RETURNS

OAK: G.Jenkins 4-42 (10.5)
DAL: C.Beasley 4-27 (6.8)

KICKOFF RETURNS

OAK: T.Jones 4-94 (23.5), M.Rivera 1-3 (3.0)
DAL: T.Williams 2-61 (30.5)



WEEK FOURTEEN

NEW YORK JETS 37

OAKLAND RAIDERS 27

Dec. 8, 2013 | MetLife Stadium | 76,957

Team	1	2	3	4	Final
Oakland	0	3	14	10	20
New York	10	10	10	7	24

SCORING SUMMARY

Team	Qtr	Time	Play Description	Visitor	Home
Jets	1	11:13	N.Folk 41 yd. Field Goal (8-57, 3:47)	0	3
Jets	1	3:17	J.Kerley 25 yd. pass from G.Smith (N.Folk kick) (3-58, 1:32)	0	10
Raiders	2	12:31	S.Janikowski 41 yd. Field Goal (14-58, 5:46)	3	10
Jets	2	5:03	N.Folk 23 yd. Field Goal (4-1, 0:51)	3	13
Jets	2	3:55	A.Allen blocked punt recovery in end zone (N.Folk kick)	3	20
Raiders	3	13:58	M.Reece 63 yd. run (S.Janikowski kick) (2-79, 1:02)	10	20
Jets	3	9:15	G.Smith 8 yd. run (N.Folk kick) (10-72, 4:43)	10	27
Raiders	3	6:18	R.Streater 48 yd. pass from M.McGloin (S.Janikowski kick) (6-72, 2:57)	17	27
Jets	3	2:47	N.Folk 51 yd. Field Goal (9-42, 3:31)	17	30
Raiders	4	13:21	S.Janikowski 40 yd. Field Goal (9-52, 4:26)	20	30
Jets	4	8:58	C.Ivory 15 yd. run (N.Folk kick) (7-73, 4:23)	20	37
Raiders	4	2:24	M.Rivera 1 yd. pass from M.McGloin (S.Janikowski kick) (16-78, 6:34)	27	37

TEAM STATS

	Raiders	Jets
First Downs:	19	18
Time of Possession:	30:34	29:26
Net Yards Rushing:	150	143
Net Yards Passing:	233	209
Total Net Yards:	383	352
Penalties/Yards:	4-31	4-36
Fumbles/Lost:	2-0	1-0

INDIVIDUAL STATS

PASSING

OAK: M.McGloin 18-31-245 (2 TD, INT), T.Pryor 2-5-20

NYJ: G.Smith 16-25-219 (TD, INT)

RUSHING

OAK: M.Reece 19-123 (TD), M.McGloin 2-20, T.Pryor 3-4, T.Jones 2-3

NYJ: C.Ivory 18-76 (TD), G.Smith 5-50 (TD), B.Powell 8-14, J.Kerley 1-3

RECEIVING

OAK: R.Streater 7-130, M.Rivera 5-21, A.Holmes 3-63, M.Reece 2-38, J.Olawale 2-10, T.Jones 1-3

NYJ: J.Kerley 4-41, D.Nelson 4-32, K.Winslow 3-61, S.Holmes 3-55, B.Powell 1-24, T.Bohanon 1-6

INTERCEPTIONS

OAK: Ke.Burnett 1-0

NYJ: E.Reed 1-7

SACKS

OAK: S.Moore 1-11, V.Walker 1-6, U.Young 1-5

NYJ: A.Rolle 1-9, K.Rivers 1-2, J.Pierre-Paul 1-4, M.Kiwanuka 1-1

PUNTING

OAK: M.King 2-85 (42.5)

NYJ: R.Quigley 2-85 (42.5)

PUNT RETURNS

OAK: None

NYJ: D.Reynaud 0-0

KICKOFF RETURNS

OAK: T.Jones 4-71 (17.8), G.Jenkins 3-58 (19.3)

NYJ: D.Reynaud 3-75 (25.0), A.Green 1-22 (22.0)



WEEK FIFTEEN

KANSAS CITY CHIEFS 56

OAKLAND RAIDERS 31

Dec. 15, 2013 | O.co Coliseum | 49,571

Team	1	2	3	4	Final
Kansas City	21	14	14	7	56
Oakland	3	14	14	0	31

SCORING SUMMARY

Team	Qtr	Time	Play Description	Visitor	Home
Chiefs	1	14:38	J.Charles 49 yd. pass from A.Smith (R.Succop kick) (1-49, 0:22)	7	0
Raiders	1	11:05	S.Janikowski 34 yd. Field Goal (8-65, 3:33)	7	3
Chiefs	1	7:27	J.Charles 39 yd. pass from A.Smith (R.Succop kick) (7-68, 3:38)	14	3
Chiefs	1	5:07	E.Berry 47 yd. interception return (R.Succop kick)	21	3
Raiders	2	14:40	R.Jennings 1 yd. run (S.Janikowski kick) (11-82, 5:27)	21	10
Chiefs	2	8:59	J.Charles 1 yd. run (R.Succop kick) (3-11, 1:21)	28	10
Chiefs	2	5:42	J.Charles 16 yd. pass from A.Smith (R.Succop kick) (1-16, 0:06)	35	10
Raiders	2	3:00	R.Jennings 1 yd. run (S.Janikowski kick) (8-80, 2:42)	35	17
Raiders	3	12:01	A.Holmes 6 yd. pass from M.McGloin (S.Janikowski kick) (5-74, 2:59)	35	24
Raiders	3	4:56	M.Rivera 14 yd. pass from M.McGloin (S.Janikowski kick) (10-86, 5:19)	35	31
Chiefs	3	3:34	J.Charles 71 yd. pass from A.Smith (R.Succop kick) (3-80, 1:22)	42	31
Chiefs	3	1:20	S.McGrath 6 yd. pass from A.Smith (R.Succop kick) (4-28, 2:01)	49	31
Chiefs	4	8:19	K.Davis 17 yd. run (R.Succop kick) (4-45, 2:41)	56	31

TEAM STATS

	Chiefs	Raiders
First Downs:	19	26
Time of Possession:	25:53	34:07
Net Yards Rushing:	78	130
Net Yards Passing:	306	331
Total Net Yards:	384	461
Penalties/Yards:	8-91	10-90
Fumbles/Lost:	1-1	2-2

INDIVIDUAL STATS

PASSING

KC: A.Smith 17-20-287 (5 TD), C.Daniel 3-5-31

OAK: M.McGloin 18-36-297 (2 TD, 4 INT), T.Pryor 1-4-12 (INT), M.Reece 1-1-22

RUSHING

KC: K.Davis 9-34 (TD), J.Charles 8-20 (TD), A.Smith 4-17, A.Jenkins 1-5, C.Gray 1-3, C.Daniel 1-(-1)

OAK: R.Jennings 23-91 (2 TD), T.Pryor 3-19, M.Reece 5-18, J.Olawale 1-2

RECEIVING

KC: J.Charles 8-195 (4 TD), D.Bowe 3-24, D.Avery 2-33, S.McGrath 2-14 (TD), K.Davis 2-8, C.Gray 1-18, A.Sherman 1-15, C.Hall 1-11

OAK: R.Streater 4-59, A.Holmes 4-58 (TD), M.Rivera 3-30 (TD), R.Jennings 3-12, M.Reece 2-52, D.Moore 2-46, T.Jones 1-52, C.Chekwa 1-22

INTERCEPTIONS

KC: E.Berry 2-96, R.Parker 1-15, F.Zombo 1-5, D.Johnson 1-3

OAK: None

SACKS

KC: None

OAK: P.Sims 1-9, J.Hunter 1-3

PUNTING

KC: D.Colquitt 4-198 (49.5)

OAK: M.King 1-48 (48.0)

PUNT RETURNS

KC: C.Hall 1-9 (9.0)

OAK: G.Jenkins 1-6 (6.0)

KICKOFF RETURNS

KC: Q.Demps 3-82 (27.3), K.Davis 1-25 (25.0)

OAK: T.Jones 4-107 (26.8), G.Jenkins 1-23 (23.0)

RAIDERS

NO	NAME	POS
2	Terrelle Pryor	QB
7	Marquette King	P
10	Greg Jenkins	WR
11	Sebastian Janikowski ...	K
12	Jacoby Ford	WR
14	Matt McGloin	QB
17	Denarius Moore	WR
18	Andre Holmes	WR
19	Brice Butler	WR
20	Darren McFadden.....	RB
21	Mike Jenkins.....	CB
22	Taiwan Jones.....	CB
23	Tracy Porter	CB
24	Charles Woodson	S
27	Rashad Jennings.....	RB
28	Phillip Adams	CB
29	Brandian Ross	S
32	Jeremy Stewart.....	RB
33	Tyvon Branch.....	S
35	Chimdi Chekwa	CB
37	Chance Casey	CB
42	Shelton Johnson.....	S
45	Marcel Reece	FB
49	Jamize Olawale	FB/RB
53	Nick Roach	LB
54	Marshall McFadden	LB
55	Sio Moore	LB
56	Miles Burris	LB
58	Ryan Robinson	DE
59	Jon Condo	LS
61	Stefen Wisniewski	C/G
63	Lamar Mady.....	G
64	Andre Gurode	C/G
65	Mike Brisiel	G
68	Jared Veldheer	T
69	Khalif Barnes	T
71	Menelik Watson	T
73	Matt McCants	T
76	Lucas Nix	G
79	Tony Pashos	T
80	Rod Streater	WR
81	Mychal Rivera.....	TE
85	Jeron Mastrud.....	TE
88	Nick Kasa	TE
90	Pat Sims	DT
91	Jack Crawford.....	DE
92	Stacy McGee	DT
93	Jason Hunter	DE
94	Kevin Burnett	LB
95	Kaelin Burnett	LB
97	Daniel Muir	DT
98	Vance Walker.....	DT
99	Lamarr Houston	DE



OAKLAND RAIDERS (4-9) vs. KANSAS CITY CHIEFS (10-3)

SUNDAY, DEC. 15, 2013 - 1:05 P.M. - O.co COLISEUM



RAIDERS OFFENSE

WR	17	Denarius Moore	18	Andre Holmes	19	Brice Butler
LT	68	Jared Veldheer	71	Menelik Watson		
LG	69	Khalif Barnes	76	Lucas Nix		
C	61	Stefen Wisniewski	64	Andre Gurode		
RG	65	Mike Brisiel	63	Lamar Mady		
RT	79	Tony Pashos	73	Matt McCants		
TE	85	Jeron Mastrud	81	Mychal Rivera	88	Nick Kasa
WR	80	Rod Streater	12	Jacoby Ford	10	Greg Jenkins
QB	14	Matt McGloin	2	Terrelle Pryor		
RB	20	Darren McFadden	27	Rashad Jennings	32	Jeremy Stewart
FB	45	Marcel Reece	49	Jamize Olawale		

RAIDERS DEFENSE

RE	99	Lamarr Houston	58	Ryan Robinson		
DT	98	Vance Walker	97	Daniel Muir		
NT	90	Pat Sims	92	Stacy McGee		
LE	93	Jason Hunter	91	Jack Crawford		
WLB	94	Kevin Burnett	56	Miles Burris	54	Marshall McFadden
MLB	53	Nick Roach	56	Miles Burris		
SLB	55	Sio Moore	95	Kaelin Burnett		
RCB	23	Tracy Porter	28	Phillip Adams	37	Chance Casey
LCB	21	Mike Jenkins	35	Chimdi Chekwa	22	Taiwan Jones
FS	24	Charles Woodson	42	Shelton Johnson		
SS	33	Tyvon Branch	29	Brandian Ross		

CHIEFS DEFENSE

LDE	94	Tyson Jackson	97	Allen Bailey	77	Mike Catapano
NT	92	Dontari Poe	96	Jaye Howard		
RDE	70	Mike DeVito	99	Jerrell Powe		
LOLB	50	Justin Houston	51	Frank Zombo	95	Josh Martin
LILB	55	Akeem Jordan	57	Nico Johnson		
RILB	56	Derrick Johnson	52	James-Michael Johnson		
ROLB	91	Tamba Hali	54	Dezman Moses		
LCB	24	Brandon Flowers	31	Marcus Cooper		
RCB	27	Sean Smith	21	Dunta Robinson	38	Ron Parker
SS	29	Eric Berry	35	Quintin Demps		
FS	23	Kendrick Lewis	39	Husain Abdullah		

CHIEFS OFFENSE

WR	17	Donnie Avery	15	A.J. Jenkins		
LT	76	Branden Albert	79	Donald Stephenson		
LG	71	Jeff Allen	75	Rishaw Johnson		
C	61	Rodney Hudson	64	Eric Kush		
RG	73	Jon Asamoah	69	Rokevious Watkins		
RT	72	Eric Fisher	74	Geoff Schwartz		
TE	80	Anthony Fasano	84	Sean McGrath	46	Dominique Jones
WR	82	Dwayne Bowe	22	Dexter McCluster	88	Junior Hemingway
QB	11	Alex Smith	10	Chase Daniel	9	Tyler Bray
RB	25	Jamaal Charles	34	Knile Davis	32	Cyrus Gray
FB	42	Anthony Sherman				

RAIDERS SPECIALISTS

P	7	Marquette King			
K	11	Sebastian Janikowski			
H	7	Marquette King			
LS	59	Jon Condo			
KR	22	Taiwan Jones	12	Jacoby Ford	
PR	10	Greg Jenkins	12	Jacoby Ford	28 Phillip Adams

Underline: Rookie

[Brackets]: Injured

CHIEFS SPECIALISTS

P	2	Dustin Colquitt	6	Ryan Succop		
K	6	Ryan Succop	2	Dustin Colquitt		
KO	6	Ryan Succop	2	Dustin Colquitt		
LS	43	Thomas Gafford				
H	2	Dustin Colquitt	10	Chase Daniel		
PR	22	Dexter McCluster	35	Quintin Demps		
KR	35	Quintin Demps	22	Dexter McCluster	34	Knile Davis

Underline: Rookie

[Brackets]: Injured

INACTIVES

1.	5.
2.	6.
3.	7.
4.	

OFFICIALS

REFEREE - Clete Blakeman (34)
HEAD LINESMAN - Tony Veteri (36)
FIELD JUDGE - Dave Meslow (118)
BACK JUDGE - Terrence Miles (111)

UMPIRE - Garth DeFelice (53)
LINE JUDGE - Ron Marinucci (107)
SIDE JUDGE - Greg Meyer (78)
REPLAY OFFICIAL - Dick Creed

INACTIVES

1.	5.
2.	6.
3.	7.
4.	

CHIEFS

NO	NAME	POS
2	Dustin Colquitt	P
6	Ryan Succop	K
9	Tyler Bray	QB
10	Chase Daniel	QB
11	Alex Smith	QB
15	A.J. Jenkins	WR
17	Donnie Avery	WR
21	Dunta Robinson.....	CB
22	Dexter McCluster.....	WR
23	Kendrick Lewis	S
24	Brandon Flowers	CB
25	Jamaal Charles.....	RB
27	Sean Smith	CB
29	Eric Berry	S
31	Marcus Cooper	CB
32	Cyrus Gray	RB
34	Knile Davis.....	RB
35	Quintin Demps.....	S
38	Ron Parker	CB
39	Husain Abdullah.....	S
42	Anthony Sherman.....	FB
43	Thomas Gafford.....	LS
46	Dominique Jones.....	TE
50	Justin Houston	LB
51	Frank Zombo	LB
52	James-Michael Johnson..	LB
54	Dezman Moses.....	LB
55	Akeem Jordan	LB
56	Derrick Johnson.....	LB
57	Nico Johnson	LB
61	Rodney Hudson	C
64	Eric Kush	C
69	Rokevious Watkins	OL
70	Mike DeVito	DL
71	Jeff Allen	G
72	Eric Fisher	T
73	Jon Asamoah	G
74	Geoff Schwartz	G/T
75	Rishaw Johnson	G
76	Branden Albert.....	T
77	Mike Catapano	DE
79	Donald Stephenson	OL
80	Anthony Fasano	TE
82	Dwayne Bowe.....	WR
84	Sean McGrath	TE
88	Junior Hemingway	WR
91	Tamba Hali.....	LB
92	Dontari Poe.....	DT
94	Tyson Jackson	DE
95	Josh Martin	LB/DE
96	Jaye Howard.....	DT
97	Allen Bailey.....	DL
99	Jerrell Powe.....	DT

		
NO	NAME	POS
28	Adams, Phillip	CB
69	Barnes, Khalif	T
33	Branch, Tyvon	S
65	Brisiel, Mike	G
95	Burnett, Kaelin	LB
94	Burnett, Kevin	LB
56	Burris, Miles	LB
19	Butler, Brice	WR
37	Casey, Chance	CB
35	Chekwa, Chimdi	CB
59	Condo, Jon	LS
91	Crawford, Jack	DE
12	Ford, Jacoby	WR
64	Gurode, Andre	C/G
18	Holmes, Andre	WR
99	Houston, Lamarr	DE
93	Hunter, Jason	DE
11	Janikowski, Sebastian	K
10	Jenkins, Greg	WR
21	Jenkins, Mike	CB
27	Jennings, Rashad	RB
42	Johnson, Shelton	S
22	Jones, Taiwan	CB
88	Kasa, Nick	TE
7	King, Marquette	P
63	Mady, Lamar	G
85	Mastrud, Jeron	TE
73	McCants, Matt	T
20	McFadden, Darren	RB
54	McFadden, Marshall	LB
92	McGee, Stacy	DT
14	McGloin, Matt	QB
17	Moore, Denarius	WR
55	Moore, Sio	LB
97	Muir, Daniel	DT
76	Nix, Lucas	G
49	Olawale, Jamize	FB/RB
79	Pashos, Tony	T
23	Porter, Tracy	CB
2	Pryor, Terrelle	QB
45	Reece, Marcel	FB
81	Rivera, Mychal	TE
53	Roach, Nick	LB
58	Robinson, Ryan	DE
29	Ross, Brandian	S
90	Sims, Pat	DT
32	Stewart, Jeremy	RB
80	Streater, Rod	WR
68	Veldheer, Jared	T
98	Walker, Vance	DT
71	Watson, Menelik	T
61	Wisniewski, Stefen	C/G
24	Woodson, Charles	S

OAKLAND RAIDERS							
NO	NAME	POS	HT	WT	AGE	EXP	COLLEGE
2	Terrelle Pryor	QB	6-4	233	24	3	Ohio State
7	Marquette King	P	6-0	192	25	2	Fort Valley State
10	Greg Jenkins	WR	6-1	208	24	R	Alabama State
11	Sebastian Janikowski	K	6-1	258	35	14	Florida State
12	Jacoby Ford	WR	5-9	190	26	4	Clemson
14	Matt McGloin	QB	6-1	210	24	R	Penn State
17	Denarius Moore	WR	6-0	190	25	3	Tennessee
18	Andre Holmes	WR	6-4	210	25	2	Hillsdale
19	Brice Butler	WR	6-3	213	23	R	San Diego State
20	Darren McFadden	RB	6-1	218	26	6	Arkansas
21	Mike Jenkins	CB	5-10	197	28	6	South Florida
22	Taiwan Jones	CB	6-0	197	25	3	Eastern Washington
23	Tracy Porter	CB	5-11	188	27	6	Indiana
24	Charles Woodson	S	6-1	210	37	16	Michigan
27	Rashad Jennings	RB	6-1	231	28	5	Liberty
28	Phillip Adams	CB	5-11	195	24	4	South Carolina State
29	Brandian Ross	S	6-1	191	24	2	Youngstown State
32	Jeremy Stewart	RB	5-11	215	23	2	Stanford
33	Tyvon Branch	S	6-0	210	27	6	Connecticut
35	Chimdi Chekwa	CB	6-0	190	25	2	Ohio State
37	Chance Casey	CB	5-11	190	22	R	Baylor
42	Shelton Johnson	S	6-0	197	23	R	Wisconsin
45	Marcel Reece	FB	6-1	255	28	4	Washington
49	Jamize Olawale	FB/RB	6-1	240	24	2	North Texas
53	Nick Roach	LB	6-1	234	28	7	Northwestern
54	Marshall McFadden	LB	6-1	233	27	1	South Carolina State
55	Sio Moore	LB	6-1	240	23	R	Connecticut
56	Miles Burris	LB	6-2	240	25	2	San Diego State
58	Ryan Robinson	DE	6-4	255	23	R	Oklahoma State
59	Jon Condo	LS	6-3	245	32	7	Maryland
61	Stefen Wisniewski	C/G	6-3	307	24	3	Penn State
63	Lamar Mady	G	6-2	315	23	R	Youngstown State
64	Andre Gurode	C/G	6-4	320	34	12	Colorado
65	Mike Brisiel	G	6-5	310	30	6	Colorado State
68	Jared Veldheer	T	6-8	321	26	4	Hillsdale
69	Khalif Barnes	T	6-6	321	31	9	Washington
71	Menelik Watson	T	6-5	315	24	R	Florida State
73	Matt McCants	T	6-5	309	24	1	Alabama Birmingham
76	Lucas Nix	G	6-5	320	24	2	Pittsburgh
79	Tony Pashos	T	6-6	325	33	10	Illinois
80	Rod Streater	WR	6-3	200	25	2	Temple
81	Mychal Rivera	TE	6-3	245	23	R	Tennessee
85	Jeron Mastrud	TE	6-5	255	25	4	Kansas State
88	Nick Kasa	TE	6-6	265	23	R	Colorado
90	Pat Sims	DT	6-2	310	28	5	Auburn
91	Jack Crawford	DE	6-5	281	25	2	Penn State
92	Stacy McGee	DT	6-3	310	23	R	Oklahoma
93	Jason Hunter	DE	6-4	270	30	7	Appalachian State
94	Kevin Burnett	LB	6-3	230	30	9	Tennessee
95	Kaelin Burnett	LB	6-4	240	24	2	Nevada
97	Daniel Muir	DT	6-2	322	30	6	Kent State
98	Vance Walker	DT	6-2	305	26	5	Georgia Tech
99	Lamarr Houston	DE	6-3	300	26	4	Texas
PRONUNCIATION							
Khalif Barnes	kuh-LEEF	Nick Kasa	CAH-suh	Mychal Rivera	MIKE-uhl		
Tyvon Branch	ty-VAHN	Jeron Mastrud	JAIR-un MASS-trood	Brandian Ross	BRAN-don		
Mike Brisiel	bry-ZELL	Denarius Moore	den-AIR-ee-us	Rod Streater	STREET-er		
Kaelin Burnett	KAY-linn	Sio Moore	SEE-oh	Jared Veldheer	VEL-DEER		
Chimdi Chekwa	CHIM-dee CHECK-wah	Daniel Muir	MYEWR	Menelik Watson	MEN-ah-lick		
Andre Gurode	juh-ROD	Jamize Olawale	juh-MAZE oh-lah-WALL-ee	Stefen Wisniewski	STEFF-en		
Sebastian Janikowski	Jan-ah-COW-skee	Tony Pashos	PASH-ose		wiz-NEW-skee		

OAKLAND RAIDERS COACHING STAFF

Dennis Allen (Head Coach)
Bobby April (special teams coordinator), Keith Burns (assistant special teams), John DeFilippo (quarterbacks), Ted Gilmore (wide receivers), John Grieco (assistant strength and conditioning), Justin Griffith (quality control - offense), Nick Holz (offensive assistant), Mark Hutson (tight ends), Clayton Lopez (defensive backs), Johnnie Lynn (defensive backs), Al Miller (strength and conditioning), Greg Olson (offensive coordinator), Bob Sanders (linebackers), Eric Sanders (quality control - defense), Al Saunders (senior offensive assistant), Kelly Skipper (running backs), Travis Smith (defensive assistant), Tony Sparano (assistant head coach/offensive line), Jason Tarver (defensive coordinator), Terrell Williams (defensive line).

KANSAS CITY CHIEFS							
NO	NAME	POS	HT	WT	AGE	EXP	COLLEGE
2	Dustin Colquitt	P	6-3	210	31	9	Tennessee
6	Ryan Succop	K	6-2	218	27	5	South Carolina
9	Tyler Bray	QB	6-6	215	21	R	Tennessee
10	Chase Daniel	QB	6-0	225	27	5	Missouri
11	Alex Smith	QB	6-4	217	29	9	Utah
15	A.J. Jenkins	WR	6-0	200	24	2	Illinois
17	Donnie Avery	WR	5-11	200	29	6	Houston
21	Dunta Robinson	CB	5-10	183	31	10	South Carolina
22	Dexter McCluster	WR	5-8	170	25	4	Mississippi
23	Kendrick Lewis	S	6-0	198	25	4	Mississippi
24	Brandon Flowers	CB	5-9	187	27	6	Virginia Tech
25	Jamaal Charles	RB	5-11	199	26	6	Texas
27	Sean Smith	CB	6-3	218	26	5	Utah
29	Eric Berry	S	6-0	211	24	4	Tennessee
31	Marcus Cooper	CB	6-2	192	23	R	Rutgers
32	Cyrus Gray	RB	5-10	206	24	2	Texas A&M
34	Knile Davis	RB	5-10	227	22	R	Arkansas
35	Quintin Demps	S	5-11	208	28	5	UTEP
38	Ron Parker	CB	6-0	206	26	3	Newberry
39	Husain Abdullah	S	6-0	204	28	5	Washington State
42	Anthony Sherman	FB	5-10	242	24	3	Connecticut
43	Thomas Gafford	LS	6-2	250	30	6	Houston
46	Dominique Jones	TE	6-3	270	26	2	Shepherd
50	Justin Houston	LB	6-3	258	24	3	Georgia
51	Frank Zombo	LB	6-3	254	26	4	Central Michigan
52	James-Michael Johnson	LB	6-1	240	24	2	Nevada
54	Dezman Moses	LB	6-2	249	24	2	Tulane
55	Akeem Jordan	LB	6-1	230	28	7	James Madison
56	Derrick Johnson	LB	6-3	242	31	9	Texas
57	Nico Johnson	LB	6-2	249	23	R	Alabama
61	Rodney Hudson	C	6-2	299	24	3	Florida State
64	Eric Kush	C	6-4	313	24	R	California (Pa.)
69	Rokevious Watkins	OL	6-3	338	24	2	South Carolina
70	Mike DeVito	DL	6-3	305	29	7	Maine
71	Jeff Allen	G	6-4	306	23	2	Illinois
72	Eric Fisher	T	6-7	306	22	R	Central Michigan
73	Jon Asamoah	G	6-4	305	25	4	Illinois
74	Geoff Schwartz	G/T	6-6	340	27	5	Oregon
75	Rishaw Johnson	G	6-3	313	23	1	California (Pa.)
76	Branden Albert	T	6-5	316	29	6	Virginia
77	Mike Catapano	DE	6-4	270	23	R	Princeton
79	Donald Stephenson	OL	6-6	312	25	2	Oklahoma
80	Anthony Fasano	TE	6-4	255	29	8	Notre Dame
82	Dwayne Bowe	WR	6-2	221	29	7	LSU
84	Sean McGrath	TE	6-5	247	26	1	Henderson State
88	Junior Hemingway	WR	6-1	225	24	1	Michigan
91	Tamba Hali	LB	6-3	275	30	8	Penn State
92	Dontari Poe	DT	6-3	346	23	2	Memphis
94	Tyson Jackson	DE	6-4	296	27	5	LSU
95	Josh Martin	LB/DE	6-3	245	22	R	Columbia (N.Y.)
96	Jaye Howard	DT	6-3	301	24	2	Florida
97	Allen Bailey	DL	6-3	288	24	3	Miami
99	Jerrell Powe	DT	6-2	331	26	3	Mississippi
PRONUNCIATION							
Husain Abdullah		Ab-DUEL-uh		Tamba Hali		TOM-buh HA-LEE	
Jon Asamoah		AH-suh-MO-uh		Dontari Poe		Don-TAR-ee	
Mike Catapano		Cat-uh-PAWN-oh		Dunta Robinson		DON-tay	
Knile Davis		Nile		Ryan Succop		SUCK-up	
Anthony Fasano		Fuh-SAWN-oh		Rokevious Watkins		RAW-key-vee-us	

Regular Season - Week 15, Game 14

National Football League Game Summary

NFL Copyright © 2013 by The National Football League. All rights reserved. This summary and play-by-play is for the express purpose of assisting media in their coverage of the game; any other use of this material is prohibited without the written permission of the National Football League. Updated: 12/16/2013

Date: Sunday, 12/15/2013 **Kansas City Chiefs at Oakland Raiders** Start Time: 1:05 PM PST
at O.Co Oakland Coliseum, Oakland, CA

Game Day Weather

Game Weather: Sunny Temp: 64° F (17.8° C) Humidity: 39%, Wind: NW 6 mph
Played Open Air on Turf: Grass Outdoor Weather: Clear,

Officials

Referee: Blakeman, Clete (34) Umpire: DeFelice, Garth (53) Head Linesman: Veteri, Tony (36)
Line Judge: Marinucci, Ron (107) Side Judge: Meyer, Greg (78) Field Judge: Meslow, David (118)
Back Judge: Miles, Terrence (111) Replay Official: Creed, Dick ()

Lineups

Kansas City Chiefs				Oakland Raiders			
Offense		Defense		Offense		Defense	
WR	17 D.Avery	LDE	94 T.Jackson	WR	18 A.Holmes	RE	99 L.Houston
LT	79 D.Stephenson	NT	92 D.Poe	LT	68 J.Veldheer	DT	90 P.Sims
LG	71 J.Allen	RDE	70 M.Devito	LG	69 K.Barnes	NT	97 D.Muir
C	61 R.Hudson	LOLB	51 F.Zombo	C	61 S.Wisniewski	LE	93 J.Hunter
RG	74 G.Schwartz	LILB	55 A.Jordan	RG	65 M.Brisiel	WLB	94 Ke.Burnett
RT	72 E.Fisher	RILB	56 D.Johnson	RT	79 T.Pashos	MLB	53 N.Roach
TE	84 S.McGrath	ROLB	91 T.Hali	T	71 M.Watson	CB	28 P.Adams
WR	82 D.Bowe	LCB	24 B.Flowers	WR	80 R.Streater	RCB	23 T.Porter
QB	11 A.Smith	RCB	27 S.Smith	QB	14 M.McGloin	LCB	21 M.Jenkins
RB	25 J.Charles	SS	29 E.Berry	RB	27 R.Jennings	FS	24 C.Woodson
WR	88 J.Hemingway	FS	23 K.Lewis	FB	45 M.Reece	SS	29 B.Ross

Substitutions

P 2 D.Colquitt, K 6 R.Succop, QB 10 C.Daniel, WR 14 C.Hall, WR 15 A.Jenkins, CB 21 D.Robinson, CB 31 M.Cooper, RB 32 C.Gray, RB 34 K.Davis, S 35 Q.Demps, CB 38 R.Parker, S 39 H.Abdullah, FB 42 A.Sherman, LS 43 T.Gafford, TE 46 D.Jones, LB 52 J.Johnson, LB 54 D.Moses, LB 57 N.Johnson, OL 69 R.Watkins, G 73 J.Asamoah, DE 77 M.Catapano, LB 95 J.Martin, DT 96 J.Howard, DL 97 A.Bailey

Substitutions

QB 2 T.Pryor, P 7 M.King, WR 10 G.Jenkins, K 11 S.Janikowski, WR 12 J.Ford, WR 17 D.Moore, RB 22 T.Jones, CB 35 C.Chekwa, S 42 S.Johnson, FB/RB 49 J.Olawale, LB 54 M.McFadden, LB 55 S.Moore, LB 56 M.Burris, DE 58 R.Robinson, LS 59 J.Condo, T 73 M.McCants, OL 76 L.Nix, DT 77 R.Lumpkin, TE 81 M.Rivera, TE 85 J.Mastrud, TE 88 N.Kasa, DE 91 J.Crawford, DT 92 S.McGee, LB 95 K.Burnett

Did Not Play

Did Not Play

Not Active

QB 9 T.Bray, WR 22 D.McCluster, LB 50 J.Houston, C 64 E.Kush, G 75 R.Johnson, T 76 B.Albert, TE 80 A.Fasano

Not Active

WR 19 B.Butler, RB 20 D.McFadden, RB 32 J.Stewart, CB 37 C.Casey, G 63 L.Mady, C/G 64 A.Gurode, DT 98 V.Walker

Field Goals (made () & missed)

		S.Janikowski		(34)			
		1	2	3	4	OT	Total
VISITOR:	Kansas City Chiefs	21	14	14	7	0	56
HOME:	Oakland Raiders	3	14	14	0	0	31

Scoring Plays

Team	Qtr	Time	Play Description (Extra Point) (Drive Info)	Visitor	Home
Chiefs	1	14:38	J.Charles 49 yd. pass from A.Smith (R.Succop kick) (1-49, 0:22)	7	0
Raiders	1	11:05	S.Janikowski 34 yd. Field Goal (8-65, 3:33)	7	3
Chiefs	1	7:27	J.Charles 39 yd. pass from A.Smith (R.Succop kick) (7-68, 3:38)	14	3
Chiefs	1	5:07	E.Berry 47 yd. interception return (R.Succop kick)	21	3
Raiders	2	14:40	R.Jennings 1 yd. run (S.Janikowski kick) (11-82, 5:27)	21	10
Chiefs	2	8:59	J.Charles 1 yd. run (R.Succop kick) (3-11, 1:21)	28	10
Chiefs	2	5:42	J.Charles 16 yd. pass from A.Smith (R.Succop kick) (1-16, 0:06)	35	10
Raiders	2	3:00	R.Jennings 1 yd. run (S.Janikowski kick) (8-80, 2:42)	35	17
Raiders	3	12:01	A.Holmes 6 yd. pass from M.McGloin (S.Janikowski kick) (5-74, 2:59)	35	24

Regular Season - Week 15, Game 14

National Football League Game Summary

NFL Copyright © 2013 by The National Football League. All rights reserved. This summary and play-by-play is for the express purpose of assisting media in their coverage of the game; any other use of this material is prohibited without the written permission of the National Football League. Updated: 12/16/2013

Raiders	3	4:56	M.Rivera 14 yd. pass from M.McGloin (S.Janikowski kick) (10-86, 5:19)	35	31
Chiefs	3	3:34	J.Charles 71 yd. pass from A.Smith (R.Succop kick) (3-80, 1:22)	42	31
Chiefs	3	1:20	S.McGrath 6 yd. pass from A.Smith (R.Succop kick) (4-28, 2:01)	49	31
Chiefs	4	8:19	K.Davis 17 yd. run (R.Succop kick) (4-45, 2:41)	56	31
Paid Attendance: 49,571				Time: 3:16	

Kansas City Chiefs vs Oakland Raiders
12/15/2013 at O.Co Oakland Coliseum

Final Individual Statistics

Kansas City Chiefs

RUSHING	ATT	YDS	AVG	LG	TD
K.Davis	9	34	3.8	17	1
J.Charles	8	20	2.5	8	1
A.Smith	4	17	4.3	11	0
A.Jenkins	1	5	5.0	5	0
C.Gray	1	3	3.0	3	0
C.Daniel	1	-1	-1.0	-1	0
Total	24	78	3.3	17	2

PASSING	ATT	CMP	YDS	SK/YD	TD	LG	IN	RT
A.Smith	20	17	287	2/12	5	71	0	158.3
C.Daniel	5	3	31	0/0	0	18	0	77.9
Total	25	20	318	2/12	5	71	0	158.3

PASS RECEIVING	TAR	REC	YDS	AVG	LG	TD
J.Charles	8	8	195	24.4	71	4
D.Bowe	4	3	24	8.0	11	0
D.Avery	3	2	33	16.5	23	0
S.McGrath	2	2	14	7.0	8	1
K.Davis	2	2	8	4.0	10	0
C.Gray	1	1	18	18.0	18	0
A.Sherman	1	1	15	15.0	15	0
C.Hall	1	1	11	11.0	11	0
J.Hemingway	2	0	0	0.0	0	0
A.Jenkins	1	0	0	0.0	0	0
Total	25	20	318	15.9	71	5

INTERCEPTIONS	NO	YDS	AVG	LG	TD
E.Berry	2	96	48.0	49	1
R.Parker	1	15	15.0	15	0
F.Zombo	1	5	5.0	5	0
D.Johnson	1	3	3.0	3	0
Total	5	119	23.8	49	1

PUNTING	NO	YDS	AVG	NET	TB	IN20	LG
D.Colquitt	4	198	49.5	43.0	1	2	61
Total	4	198	49.5	43.0	1	2	61

PUNT RETURNS	NO	YDS	AVG	FC	LG	TD
C.Hall	1	9	9.0	0	9	0
Total	1	9	9.0	0	9	0

KICKOFF RETURNS	NO	YDS	AVG	FC	LG	TD
Q.Demps	3	82	27.3	0	50	0
K.Davis	1	25	25.0	0	25	0
[TOUCHBACK]	2	0	0.0	0	0	0
Total	4	107	26.8	0	50	0

Oakland Raiders

RUSHING	ATT	YDS	AVG	LG	TD
R.Jennings	23	91	4.0	21	2
T.Pryor	3	19	6.3	15	0
M.Reece	5	18	3.6	8	0
J.Olawale	1	2	2.0	2	0
M.McGloin	1	0	0.0	0	0
Total	33	130	3.9	21	2

PASSING	ATT	CMP	YDS	SK/YD	TD	LG	IN	RT
M.McGloin	35	18	297	0/0	2	52	4	59.8
T.Pryor	5	1	12	0/0	0	12	1	0.0
M.Reece	1	1	22	0/0	0	22	0	118.8
Total	41	20	331	0/0	2	52	5	53.0

PASS RECEIVING	TAR	REC	YDS	AVG	LG	TD
R.Streater	9	4	59	14.8	26	0
A.Holmes	7	4	58	14.5	28	1
M.Rivera	5	3	30	10.0	14	1
R.Jennings	3	3	12	4.0	4	0
M.Reece	7	2	52	26.0	45	0
D.Moore	2	2	46	23.0	34	0
T.Jones	2	1	52	52.0	52	0
C.Chekwa	1	1	22	22.0	22	0
J.Mastrud	1	0	0	0.0	0	0
J.Ford	1	0	0	0.0	0	0
J.Olawale	1	0	0	0.0	0	0
N.Kasa	1	0	0	0.0	0	0
Total	40	20	331	16.6	52	2

INTERCEPTIONS	NO	YDS	AVG	LG	TD
Total	0	0	0	0	0

PUNTING	NO	YDS	AVG	NET	TB	IN20	LG
M.King	1	48	48.0	39.0	0	0	48
Total	1	48	48.0	39.0	0	0	48

PUNT RETURNS	NO	YDS	AVG	FC	LG	TD
G.Jenkins	1	6	6.0	1	6	0
[DOWNED]	1	0	0.0	0	0	0
[TOUCHBACK]	1	0	0.0	0	0	0
Total	1	6	6.0	1	6	0

KICKOFF RETURNS	NO	YDS	AVG	FC	LG	TD
T.Jones	4	107	26.8	0	29	0
G.Jenkins	1	23	23.0	0	23	0
[OUT OF BOUNDS]	1	0	0.0	0	0	0
[TOUCHBACK]	3	0	0.0	0	0	0
Total	5	130	26.0	0	29	0

Kansas City Chiefs

FUMBLES	FUM	LOST	OWN-REC	YDS	TD	FORCED	OPP-REC	YDS	TD	OUT-BDS
A.Smith	1	1	0	0	0	0	0	0	0	0
J.Martin	0	0	0	0	0	1	0	0	0	0
H.Abdullah	0	0	0	0	0	0	1	0	0	0

Kansas City Chiefs vs Oakland Raiders
12/15/2013 at O.Co Oakland Coliseum

Final Individual Statistics

T.Hali	0	0	0	0	0	0	1	0	0	0
Total	1	1	0	0	0	1	2	0	0	0

Oakland Raiders

FUMBLES	FUM	LOST	OWN-REC	YDS	TD	FORCED	OPP-REC	YDS	TD	OUT-BDS
T.Jones	1	1	0	0	0	0	0	0	0	0
M.McGloin	1	1	0	-11	0	0	0	0	0	0
J.Hunter	0	0	0	0	0	1	0	0	0	0
S.McGee	0	0	0	0	0	0	1	3	0	0
Total	2	2	0	-11	0	1	1	3	0	0

Kansas City Chiefs vs Oakland Raiders
12/15/2013 at O.Co Oakland Coliseum

Final Team Statistics

	Visitor Chiefs	Home Raiders
TOTAL FIRST DOWNS	19	26
By Rushing	5	8
By Passing	12	12
By Penalty	2	6
THIRD DOWN EFFICIENCY	4-9-44%	7-14-50%
FOURTH DOWN EFFICIENCY	1-1-100%	1-1-100%
TOTAL NET YARDS	384	461
Total Offensive Plays (inc. times thrown passing)	51	74
Average gain per offensive play	7.5	6.2
NET YARDS RUSHING	78	130
Total Rushing Plays	24	33
Average gain per rushing play	3.3	3.9
Tackles for a loss-number and yards	1-4	0-0
NET YARDS PASSING	306	331
Times thrown - yards lost attempting to pass	2-12	0-0
Gross yards passing	318	331
PASS ATTEMPTS-COMPLETIONS-HAD INTERCEPTED	25-20-0	41-20-5
Avg gain per pass play (inc.# thrown passing)	11.3	8.1
KICKOFFS Number-In End Zone-Touchbacks	9-8-3	6-3-2
PUNTS Number and Average	4-49.5	1-48.0
Had Blocked	0	0
FGs - PATs Had Blocked	0-0	0-0
Net Punting Average	43.0	39.0
TOTAL RETURN YARDAGE (Not Including Kickoffs)	128	6
No. and Yards Punt Returns	1-9	1-6
No. and Yards Kickoff Returns	4-107	5-130
No. and Yards Interception Returns	5-119	0-0
PENALTIES Number and Yards	8-91	10-90
FUMBLES Number and Lost	1-1	2-2
TOUCHDOWNS	8	4
Rushing	2	2
Passing	5	2
Interceptions	1	0
EXTRA POINTS Made-Attempts	8-8	4-4
Kicking Made-Attempts	8-8	4-4
FIELD GOALS Made-Attempts	0-0	1-1
RED ZONE EFFICIENCY	4-5-80%	4-5-80%
GOAL TO GO EFFICIENCY	2-2-100%	3-3-100%
SAFETIES	0	0
FINAL SCORE	56	31
TIME OF POSSESSION	25:53	34:07

Kansas City Chiefs vs Oakland Raiders
12/15/2013 at O.Co Oakland Coliseum

Ball Possession And Drive Chart

Kansas City Chiefs

#	Time Recd	Time Lost	Time Poss	How Ball Obtained	Drive Began	# Play	Yds Gain	Yds Pen	Net Yds	1st Down	Last Scrm	How Given Up
1	15:00	14:38	0:22	Kickoff	OAK 49	1	49	0	49	1	OAK 49	Touchdown
2	11:05	7:27	3:38	Kickoff	KC 32	7	68	0	68	3	OAK 39	Touchdown
3	14:40	11:12	3:28	Kickoff	KC 28	5	9	5	14	1	KC 42	Punt
4	10:20	8:59	1:21	Fumble	OAK 11	3	11	0	11	2	* OAK 1	Touchdown
5	5:48	5:42	0:06	Interception	OAK 16	1	16	0	16	1	* OAK 16	Touchdown
6	3:00	0:30	2:30	Kickoff	KC 20	7	38	-10	28	2	KC 48	Punt
7	12:01	10:15	1:46	Kickoff	KC 15	3	6	0	6	0	KC 21	Punt
8	4:56	3:34	1:22	Kickoff	KC 20	3	80	0	80	1	KC 29	Touchdown
9	3:21	1:20	2:01	Fumble	OAK 28	4	28	0	28	3	* OAK 6	Touchdown
10	14:41	13:53	0:48	Interception	OAK 31	2	-1	0	-1	0	OAK 29	Fumble
11	11:00	8:19	2:41	Interception	OAK 45	4	40	5	45	3	* OAK 17	Touchdown
12	6:58	3:58	3:00	Punt	KC 35	6	25	0	25	1	OAK 40	Punt
13	2:50	0:00	2:50	Interception	OAK 35	5	15	0	15	1	* OAK 19	End of Game

(635) Average KC 49

Oakland Raiders

#	Time Recd	Time Lost	Time Poss	How Ball Obtained	Drive Began	# Play	Yds Gain	Yds Pen	Net Yds	1st Down	Last Scrm	How Given Up
1	14:38	11:05	3:33	Kickoff	OAK 20	8	65	0	65	2	* KC 15	Field Goal
2	7:27	5:07	2:20	Kickoff	OAK 12	5	33	0	33	1	OAK 45	Interception
3	5:07	14:40	5:27	Kickoff	OAK 18	11	54	28	82	6	* KC 1	Touchdown
4	11:12	10:20	0:52	Punt	OAK 20	3	-9	0	-9	0	OAK 22	Fumble
5	8:59	5:48	3:11	Kickoff	OAK 40	7	28	0	28	1	KC 32	Interception
6	5:42	3:00	2:42	Kickoff	OAK 20	8	42	38	80	4	* KC 1	Touchdown
7	0:30	0:00	0:30	Punt	OAK 12	1	2	0	2	0	OAK 12	End of Half
8	15:00	12:01	2:59	Kickoff	OAK 26	5	84	-10	74	3	* KC 6	Touchdown
9	10:15	4:56	5:19	Punt	OAK 14	10	86	0	86	5	* KC 14	Touchdown
10	3:34	3:21	0:13	Kickoff		0	0	0	0	0		Fumble
11	1:20	14:41	1:39	Kickoff	OAK 20	4	11	0	11	1	OAK 31	Interception
12	13:53	11:00	2:53	Fumble	OAK 35	5	17	-10	7	1	OAK 42	Interception
13	8:19	6:58	1:21	Kickoff	OAK 18	3	8	0	8	0	OAK 26	Punt
14	3:58	2:50	1:08	Punt	OAK 1	5	29	0	29	2	OAK 30	Interception

(256) Average OAK 20

* inside opponent's 20

Time of Possession by Quarter

		1st	2nd	3rd	4th	OT	Total
Visitor	Kansas City Chiefs	4:00	7:25	5:09	9:19		25:53
Home	Oakland Raiders	11:00	7:35	9:51	5:41		34:07

Kickoff Drive No.-Start Average

Chiefs: 6 - KC 28 Raiders: 8 - OAK 22

Kansas City Chiefs vs Oakland Raiders
12/15/2013 at O.Co Oakland Coliseum

Final Defensive Statistics

Kansas City Chiefs	Regular Defensive Plays											Special Teams					Misc			
	TKL	AST	COMB	SK	/ YDS	TFL	Q	IN	PD	FF	FR	TKL	AST	FF	FR	BL	TKL	AST	FF	FR
F.Zombo	7	0	7	0	0	0	0	1	1	0	0	0	0	0	0	0	0	0	0	0
K.Lewis	6	1	7	0	0	0	0	0	1	0	0	0	0	0	0	0	0	0	0	0
D.Johnson	4	2	6	0	0	0	0	1	1	0	0	0	0	0	0	0	0	0	0	0
A.Jordan	4	1	5	0	0	0	0	0	0	0	0	0	0	0	0	0	0	0	0	0
S.Smith	3	2	5	0	0	0	0	0	1	0	0	0	0	0	0	0	0	0	0	0
B.Flowers	3	1	4	0	0	0	0	0	0	0	0	0	0	0	0	0	0	0	0	0
TEAM	3	0	3	0	0	0	0	0	0	0	0	0	0	0	0	0	0	0	0	0
M.Devito	3	0	3	0	0	0	0	0	0	0	0	0	0	0	0	0	0	0	0	0
J.Johnson	2	0	2	0	0	0	0	0	0	0	0	1	0	0	0	0	0	0	0	0
A.Bailey	2	0	2	0	0	0	0	0	0	0	0	0	0	0	0	0	0	0	0	0
M.Cooper	2	0	2	0	0	0	0	0	0	0	0	0	0	0	0	0	0	0	0	0
E.Berry	1	1	2	0	0	0	0	2	2	0	0	0	0	0	0	0	0	0	0	0
T.Jackson	1	1	2	0	0	0	0	0	1	0	0	0	0	0	0	0	0	0	0	0
T.Hali	1	0	1	0	0	0	0	0	0	0	1	0	0	0	0	0	0	0	0	0
C.Gray	1	0	1	0	0	0	0	0	0	0	0	0	0	0	0	0	0	0	0	0
Q.Demps	0	1	1	0	0	0	0	0	0	0	0	0	1	0	0	0	0	0	0	0
R.Parker	0	0	0	0	0	0	0	1	1	0	0	0	0	0	0	0	0	0	0	0
A.Sherman	0	0	0	0	0	0	0	0	0	0	0	1	1	0	0	0	0	0	0	0
J.Martin	0	0	0	0	0	0	0	0	0	0	0	1	0	1	0	0	0	0	0	0
H.Abdullah	0	0	0	0	0	0	0	0	0	0	0	1	0	0	1	0	0	0	0	0
J.Hemingway	0	0	0	0	0	0	0	0	0	0	0	1	0	0	0	0	0	0	0	0
A.Smith	0	0	0	0	0	0	0	0	0	0	0	0	0	0	0	0	1	0	0	0
Total	43	10	53	0	0	0	0	5	8	0	1	5	2	1	1	0	1	0	0	0

TKL = Tackle AST = Assist COMB = Combined QH=QB Hit IN = Interception PD = Pass Defense FF = Forced Fumble FR = Fumble Recovery

Oakland Raiders	Regular Defensive Plays											Special Teams					Misc			
	TKL	AST	COMB	SK	/ YDS	TFL	QH	IN	PD	FF	FR	TKL	AST	FF	FR	BL	TKL	AST	FF	FR
B.Ross	6	0	6	0	0	0	0	0	0	0	0	0	0	0	0	0	0	0	0	0
L.Houston	5	0	5	0	0	0	0	0	0	0	0	0	0	0	0	0	0	0	0	0
P.Sims	4	0	4	1	9	1	1	0	0	0	0	0	0	0	0	0	0	0	0	0
Ke.Burnett	4	0	4	0	0	1	0	0	0	0	0	0	0	0	0	0	0	0	0	0
S.McGee	3	1	4	0	0	0	0	0	0	0	1	0	0	0	0	0	0	0	0	0
D.Muir	3	0	3	0	0	0	0	0	0	0	0	0	0	0	0	0	0	0	0	0
C.Woodson	3	0	3	0	0	1	0	0	0	0	0	0	0	0	0	0	0	0	0	0
J.Hunter	2	0	2	1	3	0	0	0	0	1	0	0	0	0	0	0	0	0	0	0
M.Jenkins	2	0	2	0	0	0	0	0	1	0	0	0	0	0	0	0	0	0	0	0
N.Roach	2	0	2	0	0	0	0	0	0	0	0	0	0	0	0	0	0	0	0	0
T.Porter	2	0	2	0	0	0	0	0	0	0	0	0	0	0	0	0	0	0	0	0
P.Adams	1	0	1	0	0	0	0	0	1	0	0	1	0	0	0	0	0	0	0	0
S.Moore	1	0	1	0	0	0	0	0	0	0	0	0	0	0	0	0	0	0	0	0
J.Olawale	0	0	0	0	0	0	0	0	0	0	0	1	0	0	0	0	0	0	0	0
K.Burnett	0	0	0	0	0	0	0	0	0	0	0	1	0	0	0	0	0	0	0	0
M.McFadden	0	0	0	0	0	0	0	0	0	0	0	1	0	0	0	0	0	0	0	0
M.Rivera	0	0	0	0	0	0	0	0	0	0	0	1	0	0	0	0	0	0	0	0
M.Burris	0	0	0	0	0	0	0	0	0	0	0	1	0	0	0	0	0	0	0	0
L.Nix	0	0	0	0	0	0	0	0	0	0	0	0	0	0	0	0	1	0	0	0
T.Pashos	0	0	0	0	0	0	0	0	0	0	0	0	0	0	0	0	1	0	0	0
J.Mastrud	0	0	0	0	0	0	0	0	0	0	0	0	0	0	0	0	1	0	0	0
A.Holmes	0	0	0	0	0	0	0	0	0	0	0	0	0	0	0	0	1	0	0	0
J.Veldheer	0	0	0	0	0	0	0	0	0	0	0	0	0	0	0	0	1	0	0	0
Total	38	1	39	2	12	3	1	0	2	1	1	6	0	0	0	0	5	0	0	0

Kansas City Chiefs vs Oakland Raiders
12/15/2013 at O.Co Oakland Coliseum

First Half Summary

PERIOD SCORES

Chiefs 21 14 = 35
Raiders 3 14 = 17

TIME OF POSSESSION

Chiefs 11:25
Raiders 18:35

Scoring Plays

Team	Qtr	Time	Play Description (Extra Point) (Drive Info)	Visitor	Home
Chiefs	1	14:38	J.Charles 49 yd. pass from A.Smith (R.Succop kick) (1-49, 0:22)	7	0
Raiders	1	11:05	S.Janikowski 34 yd. Field Goal (8-65, 3:33)	7	3
Chiefs	1	7:27	J.Charles 39 yd. pass from A.Smith (R.Succop kick) (7-68, 3:38)	14	3
Chiefs	1	5:07	E.Berry 47 yd. interception return (R.Succop kick)	21	3
Raiders	2	14:40	R.Jennings 1 yd. run (S.Janikowski kick) (11-82, 5:27)	21	10
Chiefs	2	8:59	J.Charles 1 yd. run (R.Succop kick) (3-11, 1:21)	28	10
Chiefs	2	5:42	J.Charles 16 yd. pass from A.Smith (R.Succop kick) (1-16, 0:06)	35	10
Raiders	2	3:00	R.Jennings 1 yd. run (S.Janikowski kick) (8-80, 2:42)	35	17

	Kansas City Chiefs	Oakland Raiders
TOTAL FIRST DOWNS	10	14
First Downs Rushing-Passing-by Penalty	2 - 7 - 1	3 - 6 - 5
THIRD DOWN EFFICIENCY	2-4-50%	4-10-40%
TOTAL NET YARDS	191	226
Total Offensive Plays	24	42
NET YARDS RUSHING	27	53
NET YARDS PASSING	164	173
Gross Yards Passing	173	173
Times thrown-yards lost attempting to pass	1-9	0-0
Pass Attempts-Completions-Had Intercepted	13 - 11 - 0	23 - 9 - 2
Punts-Number and Average	2 - 49	0 - 0
Penalties-Number and Yards	6 - 76	4 - 35
Fumbles-Number and Lost	0 - 0	1 - 1
Red Zone Efficiency	2-2-100%	2-3-67%
Average Drive Start	OAK 49	OAK 20

Kansas City Chiefs										Oakland Raiders															
RUSHING					ATT	YDS	AVG	LG	TD	RUSHING					ATT	YDS	AVG	LG	TD						
J.Charles					6	16	2.7	8	1	R.Jennings					15	43	2.9	8	2						
A.Jenkins					1	5	5.0	5	0	M.Reece					3	10	3.3	5	0						
A.Smith					2	3	1.5	2	0	M.McGloin					1	0	0.0	0	0						
K.Davis					1	3	3.0	3	0																
Total					10	27	2.7	8	1	Total					19	53	2.8	8	2						
PASSING					ATT	CMP	YDS	SK/YD	TD	LG	IN	RT	PASSING					ATT	CMP	YDS	SK/YD	TD	LG	IN	RT
A.Smith					13	11	173	1/9	3	49	0	158.3	M.McGloin					22	8	151	0/0	0	45	2	23.1
													M.Reece					1	1	22	0/0	0	22	0	118.8
Total					13	11	173	1/9	3	49	0	158.3	Total					23	9	173	0/0	0	45	2	29.8
PASS RECEIVING					TAR	REC	YDS	AVG	LG	TD	PASS RECEIVING					TAR	REC	YDS	AVG	LG	TD				
J.Charles					6	6	116	19.3	49	3	R.Streater					7	3	54	18.0	26	0				
D.Bowe					4	3	24	8.0	11	0	M.Reece					5	1	45	45.0	45	0				
D.Avery					3	2	33	16.5	23	0	D.Moore					1	1	34	34.0	34	0				
											C.Chekwa					1	1	22	22.0	22	0				
											M.Rivera					2	1	12	12.0	12	0				
											R.Jennings					1	1	4	4.0	4	0				
											A.Holmes					2	1	2	2.0	2	0				
											J.Ford					1	0	0	0.0	0	0				
											T.Jones					1	0	0	0.0	0	0				
											J.Mastrud					1	0	0	0.0	0	0				
Total					13	11	173	15.7	49	3	Total					22	9	173	19.2	45	0				

Kansas City Chiefs	Regular Defensive Plays	Special Teams	Misc
--------------------	-------------------------	---------------	------

12/15/2013 at O.Co Oakland Coliseum[illegible][illegible]

Play By Play

First Quarter

12/15/2013

KC wins toss, elects to Receive, and OAK elects to defend the South goal.

Raiders' Captains:#27 R. Jennings;#45 M. Reece;#59 J. Condo;#99 L. Houston

Chiefs' Captains:#29 E. Berry;#31 M. Cooper;#38 R. Parker;#72 E. Fisher;

S.Janikowski kicks 64 yards from OAK 35 to KC 1. Q.Demps to OAK 49 for 50 yards (J.Olawale).

Kansas City Chiefs at 15:00, (1st play from scrimmage 14:50)

1-10-OAK 49 (14:50) (Shotgun) A.Smith pass short left to J.Charles for 49 yards, TOUCHDOWN.

P1

R.Succop extra point is GOOD, Center-T.Gafford, Holder-D.Colquitt.

KC 7 OAK 0, 1 plays, 49 yards, 0:22 drive, 0:22 elapsed

R.Succop kicks 67 yards from KC 35 to OAK -2. T.Jones, Touchback.

Oakland Raiders at 14:38

1-10-OAK 20 (14:38) M.McGloin pass short left to M.Reece to KC 35 for 45 yards (S.Smith).

P1

1-10-KC 35 (14:00) R.Jennings left tackle to KC 33 for 2 yards (F.Zombo).

2-8-KC 33 (13:29) R.Jennings right guard to KC 31 for 2 yards (D.Johnson; T.Jackson).

3-6-KC 31 (12:44) (Shotgun) M.McGloin pass short middle to M.Rivera to KC 19 for 12 yards (B.Flowers; E.Berry).

P2

1-10-KC 19 (12:01) (Shotgun) M.McGloin pass incomplete short middle to M.Reece.

2-10-KC 19 (11:56) (Shotgun) R.Jennings left guard to KC 15 for 4 yards (A.Bailey).

3-6-KC 15 (11:13) (Shotgun) M.McGloin pass incomplete short middle to M.Rivera.

4-6-KC 15 (11:10) S.Janikowski 34 yard field goal is GOOD, Center-J.Condo, Holder-M.King.

KC 7 OAK 3, 8 plays, 65 yards, 3:33 drive, 3:55 elapsed

S.Janikowski kicks 58 yards from OAK 35 to KC 7. K.Davis to KC 32 for 25 yards (P.Adams).

Kansas City Chiefs at 11:05, (1st play from scrimmage 10:56)

1-10-KC 32 (10:56) J.Charles left end to KC 32 for no gain (L.Houston).

2-10-KC 32 (10:22) J.Charles up the middle to KC 40 for 8 yards (L.Houston).

3-2-KC 40 (9:44) A.Smith pass short left to D.Bowe to KC 47 for 7 yards (P.Adams).

P2

1-10-KC 47 (9:07) A.Smith pass deep right to D.Avery to OAK 30 for 23 yards (S.Moore).

P3

1-10-OAK 30 (8:20) (Shotgun) A.Smith sacked at OAK 39 for -9 yards (P.Sims).

2-19-OAK 39 (7:44) A.Smith pass incomplete deep right to D.Avery.

3-19-OAK 39 (7:38) (Shotgun) A.Smith pass short left to J.Charles for 39 yards, TOUCHDOWN.

P4

R.Succop extra point is GOOD, Center-T.Gafford, Holder-D.Colquitt.

KC 14 OAK 3, 7 plays, 68 yards, 3:38 drive, 7:33 elapsed

R.Succop kicks 69 yards from KC 35 to OAK -4. T.Jones to OAK 22 for 26 yards (A.Sherman; Q.Demps).

PENALTY on OAK-S.Johnson, Offensive Holding, 10 yards, enforced at OAK 22.

Oakland Raiders at 7:27, (1st play from scrimmage 7:20)

1-10-OAK 12 (7:20) (Shotgun) M.McGloin pass incomplete left (T.Jackson).

2-10-OAK 12 (7:16) (Shotgun) M.McGloin pass short left to R.Streater to OAK 38 for 26 yards (K.Lewis).

P3

1-10-OAK 38 (6:29) R.Jennings left tackle to OAK 41 for 3 yards (D.Johnson). M. Watson reported as eligible receiver.

2-7-OAK 41 (5:56) (Shotgun) R.Jennings right guard to OAK 45 for 4 yards (T.Jackson).

3-3-OAK 45 (5:15) (Shotgun) M.McGloin pass short middle intended for M.Reece INTERCEPTED by E.Berry at OAK 47. E.Berry for 47 yards, TOUCHDOWN.

Kansas City Chiefs at 5:07

R.Succop extra point is GOOD, Center-T.Gafford, Holder-D.Colquitt.

KC 21 OAK 3, 0 plays, 47 yards, 0:00 drive , 9:53 elapsed

R.Succop kicks 73 yards from KC 35 to OAK -8. T.Jones to OAK 18 for 26 yards (J.Johnson).

Oakland Raiders at 5:07, (1st play from scrimmage 5:03)

1-10-OAK 18 (5:03) M. Watson reports as eligible receiver. M.McGloin pass incomplete short left to J.Mastrud.

2-10-OAK 18 (4:57) M. Watson reports as eligible receiver. M.Reece right tackle to OAK 23 for 5 yards (A.Jordan; D.Johnson).

3-5-OAK 23 (4:14) (Shotgun) R.Jennings right guard to OAK 31 for 8 yards (F.Zombo).

R4

1-10-OAK 31 (3:36) (Shotgun) M.McGloin pass short left to R.Streater to OAK 36 for 5 yards (T.Hali).

2-5-OAK 36 (3:06) M.McGloin pass incomplete deep right to R.Streater.

PENALTY on KC-B.Flowers, Defensive Pass Interference, 26 yards, enforced at OAK 36 - No Play.

X5

1-10-KC 38 (3:01) R.Jennings left tackle to KC 35 for 3 yards (A.Jordan). M. Watson reports as eligible receiver.

Kansas City Chiefs vs Oakland Raiders at O.Co Oakland Coliseum

2-7-KC 35	(2:23) (Shotgun) M.McGloin pass short left to R.Jennings to KC 31 for 4 yards (E.Berry).	
3-3-KC 31	(1:41) (Shotgun) M.McGloin pass short right to R.Streater to KC 8 for 23 yards (F.Zombo).	P6
<u>1-8-KC 8</u>	(:59) (Shotgun) M.McGloin pass incomplete short left to M.Reece.	
2-8-KC 8	(:54) M. Watson reports as eligible receiver. R.Jennings left tackle to KC 4 for 4 yards (K.Lewis).	
3-4-KC 4	(:12) (Shotgun) M.McGloin pass incomplete short middle to M.Rivera.	
	<i>Penalty on KC-Q.Demps, Defensive Holding, declined.</i>	
	<i>PENALTY on KC-E.Berry, Roughing the Passer, 2 yards, enforced at KC 4 - No Play.</i>	X7
<u>1-2-KC 2</u>	(:08) R.Jennings up the middle to KC 1 for 1 yard (Team).	

END OF QUARTER	Score	Time Poss	First Downs				Efficiencies	
			R	P	X	T	3 Down	4 Down
Kansas City Chiefs	21	4:00	0	4	0	4	2/2	0/0
Oakland Raiders	3	11:00	1	4	2	7	3/5	0/0

Play By Play

Second Quarter

12/15/2013

Oakland Raiders continued.

2-1-KC 1	(15:00) T. Pryor in at QB. (Shotgun) T.Pryor right end to KC 4 for -3 yards (A.Jordan).	
	<i>PENALTY on KC-A.Jordan, Face Mask (15 Yards), 0 yards, enforced at KC 1 - No Play.</i>	X8
<u>1-1-KC 1</u>	(14:43) M. McGloin back in at QB. R.Jennings up the middle for 1 yard, TOUCHDOWN. M. Watson reports as eligible receiver.	R9
	S.Janikowski extra point is GOOD, Center-J.Condo, Holder-M.King.	

KC 21 OAK 10, 11 plays, 82 yards, 3 penalties, 5:27 drive, 0:20 elapsed

S.Janikowski kicks 49 yards from OAK 35 to KC 16. Q.Demps to KC 28 for 12 yards (K.Burnett).

Kansas City Chiefs at 14:40, (1st play from scrimmage 14:35)

1-10-KC 28	(14:35) J.Charles right end to KC 24 for -4 yards (Ke.Burnett).	
2-14-KC 24	(13:52) (Shotgun) J.Charles up the middle to KC 30 for 6 yards (D.Muir).	
3-8-KC 30	(13:11) (Shotgun) A.Smith pass incomplete short middle to D.Bowe (T.Porter).	
	<i>PENALTY on OAK-T.Porter, Defensive Pass Interference, 5 yards, enforced at KC 30 - No Play.</i>	X5
<u>1-10-KC 35</u>	(13:08) K.Davis left tackle to KC 38 for 3 yards (P.Sims).	
2-7-KC 38	(12:29) (Shotgun) A.Smith scrambles right end to KC 40 for 2 yards (N.Roach).	
3-5-KC 40	(11:44) (Shotgun) A.Smith pass short middle to J.Charles to KC 42 for 2 yards (N.Roach).	
	<i>Penalty on KC-G.Schwartz, Face Mask (15 Yards), declined.</i>	
4-3-KC 42	(11:21) D.Colquitt punts 58 yards to end zone, Center-T.Gafford, Touchback.	

Oakland Raiders at 11:12

1-10-OAK 20	(11:12) (Shotgun) M.McGloin pass incomplete deep right to R.Streater.	
2-10-OAK 20	(11:07) (Shotgun) R.Jennings left guard to OAK 22 for 2 yards (A.Jordan).	
3-8-OAK 22	(10:26) (Shotgun) M.McGloin FUMBLES (Aborted) at OAK 17, RECOVERED by KC-T.Hali at OAK 11. T.Hali to OAK 11 for no gain (L.Nix).	

Kansas City Chiefs at 10:20

1-10-OAK 11	(10:20) A.Jenkins left end to OAK 6 for 5 yards (L.Houston).	
2-5-OAK 6	(9:38) (Shotgun) A.Smith pass short middle to J.Charles to OAK 1 for 5 yards (B.Ross, S.McGee). OAK-C.Woodson was injured during the play. His return is Questionable.	P6
<u>1-1-OAK 1</u>	(9:02) R. Watkins & G. Schwartz report as eligible receivers. J.Charles left tackle for 1 yard, TOUCHDOWN.	R7
	R.Succop extra point is GOOD, Center-T.Gafford, Holder-D.Colquitt.	

KC 28 OAK 10, 3 plays, 11 yards, 1:21 drive, 6:01 elapsed

R.Succop kicks 63 yards from KC 35 to OAK 2, out of bounds.

Oakland Raiders at 8:59, (1st play from scrimmage 8:51)

1-10-OAK 40	(8:51) M.Reece left guard to OAK 43 for 3 yards (F.Zombo).	
2-7-OAK 43	(8:20) (Shotgun) M.McGloin pass short middle to A.Holmes to OAK 45 for 2 yards (A.Jordan).	
3-5-OAK 45	(7:41) (Shotgun) M.McGloin pass incomplete short middle to A.Holmes (S.Smith).	
4-5-OAK 45	(7:34) (Punt formation) Direct snap to M.Reece. M.Reece pass short left to C.Chekwa to KC 33 for 22 yards (C.Gray).	P10
<u>1-10-KC 33</u>	(7:27) M.McGloin pass incomplete deep middle to R.Streater.	
2-10-KC 33	(6:45) R.Jennings up the middle to KC 32 for 1 yard (D.Johnson).	
3-9-KC 32	(6:04) (Shotgun) M.McGloin pass short middle intended for R.Streater INTERCEPTED by E.Berry at KC 20. E.Berry to OAK 31 for 49 yards (T.Pashos).	
	<i>PENALTY on OAK-M.Brisiel, Unnecessary Roughness, 15 yards, enforced at OAK 31.</i>	

Kansas City Chiefs at 5:48

1-10-OAK 16	(5:48) A.Smith pass short left to J.Charles for 16 yards, TOUCHDOWN.	P8
	R.Succop extra point is GOOD, Center-T.Gafford, Holder-D.Colquitt.	
	<i>PENALTY on OAK-T.Porter, Defensive Offside, 5 yards, enforced between downs.</i>	

KC 35 OAK 10, 1 plays, 16 yards, 0:06 drive, 9:18 elapsed

R.Succop kicks 69 yards from KC 40 to OAK -9. T.Jones, Touchback.

Oakland Raiders at 5:42

1-10-OAK 20	(5:42) M. Watkins reports as eligible receiver. (Shotgun) R.Jennings up the middle to OAK 23 for 3 yards (A.Jordan).	
2-7-OAK 23	(4:59) (Shotgun) M.McGloin pass incomplete short middle to M.Reece.	
3-7-OAK 23	(4:49) (Shotgun) M.McGloin pass incomplete short middle to R.Streater (K.Lewis).	
	<i>PENALTY on KC-K.Lewis, Unsportsmanlike Conduct, 15 yards, enforced at OAK 23. K. Lewis took his helmet off.</i>	X11
<u>1-10-OAK 38</u>	(4:45) (Shotgun) M.McGloin pass incomplete short left to T.Jones.	
2-10-OAK 38	(4:42) (Shotgun) R.Jennings left end to OAK 42 for 4 yards (S.Smith; Q.Demps).	

Kansas City Chiefs vs Oakland Raiders at O.Co Oakland Coliseum

3-6-OAK 42	(4:00) (Shotgun) M.McGloin pass deep right to D.Moore to KC 24 for 34 yards (M.Cooper).	P12
1-10-KC 24	(3:13) (Shotgun) M.McGloin pass incomplete short left to J.Ford.	
2-10-KC 24	(3:09) (Shotgun) M.McGloin pass incomplete deep middle to M.Rivera. <i>PENALTY on KC-F.Zombo, Defensive Pass Interference, 23 yards, enforced at KC 24 - No Play.</i>	X13
1-1-KC 1	(3:03) M. Watson reports as eligible receiver. R.Jennings left tackle for 1 yard, TOUCHDOWN. S.Janikowski extra point is GOOD, Center-J.Condo, Holder-M.King.	R14

KC 35 OAK 17, 8 plays, 80 yards, 2 penalties, 2:42 drive, 12:00 elapsed

S.Janikowski kicks 71 yards from OAK 35 to KC -6. K.Davis, Touchback.

Kansas City Chiefs at 3:00

1-10-KC 20	(3:00) (Shotgun) A.Smith pass short right to D.Bowe to KC 26 for 6 yards (M.Jenkins).	
2-4-KC 26	(2:24) J.Charles up the middle to KC 31 for 5 yards (D.Muir).	R9
Two-Minute Warning		
1-10-KC 31	(1:59) A.Smith scrambles right end to KC 32 for 1 yard (L.Houston).	
2-9-KC 32	(1:16) (Shotgun) A.Smith pass short middle to D.Avery to KC 42 for 10 yards (Ke.Burnett). Timeout #1 by KC at 01:05.	P10
1-10-KC 42	(1:05) (Shotgun) A.Smith scrambles right guard ran ob at OAK 40 for 18 yards. <i>PENALTY on KC-J.Charles, Offensive Holding, 10 yards, enforced at KC 42 - No Play.</i>	
1-20-KC 32	(:56) (Shotgun) A.Smith pass short middle to J.Charles to KC 37 for 5 yards (Ke.Burnett). Timeout #2 by KC at 00:50.	
2-15-KC 37	(:50) (Shotgun) A.Smith pass incomplete deep left to D.Bowe (P.Adams).	
3-15-KC 37	(:45) (Shotgun) A.Smith pass short right to D.Bowe to KC 48 for 11 yards (M.Jenkins). Timeout #1 by OAK at 00:38.	
4-4-KC 48	(:36) D.Colquitt punts 40 yards to OAK 12, Center-T.Gafford, fair catch by G.Jenkins.	

Oakland Raiders at 0:30

1-10-OAK 12	(:30) (Shotgun) M.Reece up the middle to OAK 14 for 2 yards (A.Bailey).
-------------	---

END OF QUARTER

	Score	Time Poss	First Downs				Efficiencies	
			R	P	X	T	3 Down	4 Down
Kansas City Chiefs	35	7:25	2	3	1	6	0/2	0/0
Oakland Raiders	17	7:35	2	2	3	7	1/5	1/1

Play By Play

Third Quarter

12/15/2013

OAK elects to Receive, and KC elects to defend the North goal.

R.Succop kicks 65 yards from KC 35 to OAK 0. T.Jones to OAK 26 for 26 yards (H.Abdullah).

Oakland Raiders at 15:00, (1st play from scrimmage 14:54)

1-10-OAK 26	(14:54) R.Jennings up the middle to OAK 28 for 2 yards (K.Lewis).	
	<i>PENALTY on OAK-S.Wisniewski, Offensive Holding, 10 yards, enforced between downs.</i>	
2-18-OAK 18	(14:14) (Shotgun) M.McGloin pass short middle to A.Holmes to OAK 40 for 22 yards (K.Lewis).	P15
<u>1-10-OAK 40</u>	(13:38) R.Jennings left guard to OAK 42 for 2 yards (M.Devito).	
2-8-OAK 42	(12:59) (Shotgun) M.McGloin pass deep left to T.Jones to KC 6 for 52 yards (B.Flowers).	P16
<u>1-6-KC 6</u>	(12:06) (Shotgun) M.McGloin pass short middle to A.Holmes for 6 yards, TOUCHDOWN.	P17
	S.Janikowski extra point is GOOD, Center-J.Condo, Holder-M.King.	

KC 35 OAK 24, 5 plays, 74 yards, 2:59 drive, 2:59 elapsed
--

S.Janikowski kicks 70 yards from OAK 35 to KC -5. Q.Demps to KC 15 for 20 yards (M.McFadden).

Kansas City Chiefs at 12:01, (1st play from scrimmage 11:56)

1-10-KC 15	(11:56) J.Charles left end to KC 18 for 3 yards (S.McGee).	
2-7-KC 18	(11:18) (Shotgun) A.Smith scrambles right tackle to KC 21 for 3 yards (T.Porter).	
3-4-KC 21	(10:33) (Shotgun) A.Smith pass incomplete short middle to J.Hemingway.	
4-4-KC 21	(10:29) D.Colquitt punts 61 yards to OAK 18, Center-T.Gafford. G.Jenkins to OAK 24 for 6 yards (A.Sherman).	
	<i>PENALTY on OAK-S.Johnson, Illegal Block Above the Waist, 10 yards, enforced at OAK 24.</i>	

Oakland Raiders at 10:15

1-10-OAK 14	(10:15) M.McGloin pass short middle to R.Jennings to OAK 18 for 4 yards (F.Zombo).	
2-6-OAK 18	(9:37) M. Watson reports as eligible receiver. R.Jennings up the middle to OAK 26 for 8 yards (F.Zombo).	R18
<u>1-10-OAK 26</u>	(8:59) T. Pryor in at QB. (Shotgun) T.Pryor left end to OAK 26 for no gain (K.Lewis).	
2-10-OAK 26	(8:22) (Shotgun) T.Pryor pass incomplete short right to M.Reece.	
3-10-OAK 26	(8:16) (Shotgun) R.Jennings up the middle to OAK 47 for 21 yards (K.Lewis; S.Smith).	R19
<u>1-10-OAK 47</u>	(7:39) (Shotgun) T.Pryor left end to KC 49 for 4 yards (S.Smith).	
2-6-KC 49	(7:05) (Shotgun) R.Jennings up the middle to KC 45 for 4 yards (M.Devito).	
	Timeout #1 by OAK at 06:27.	
3-2-KC 45	(6:27) (Shotgun) <i>PENALTY on OAK-M.Brisiel, False Start, 5 yards, enforced at KC 45 - No Play.</i>	
3-7-50	(6:27) M. McGloin in at QB. (Shotgun) M.McGloin pass deep right to A.Holmes to KC 22 for 28 yards (M.Cooper).	P20
<u>1-10-KC 22</u>	(5:41) (Shotgun) M.McGloin pass incomplete short middle to D.Moore.	
	<i>PENALTY on KC-M.Cooper, Defensive Holding, 5 yards, enforced at KC 22 - No Play.</i>	X21
<u>1-10-KC 17</u>	(5:38) (Shotgun) R.Jennings up the middle to KC 14 for 3 yards (D.Johnson).	
2-7-KC 14	(5:01) (Shotgun) M.McGloin pass short middle to M.Rivera for 14 yards, TOUCHDOWN.	P22
	S.Janikowski extra point is GOOD, Center-J.Condo, Holder-M.King.	

KC 35 OAK 31, 10 plays, 86 yards, 1 penalty, 5:19 drive, 10:04 elapsed

S.Janikowski kicks 74 yards from OAK 35 to KC -9. Q.Demps, Touchback.

Kansas City Chiefs at 4:56

1-10-KC 20	(4:56) (Shotgun) A.Smith pass short right to S.McGrath to KC 28 for 8 yards (B.Ross).	
2-2-KC 28	(4:25) J.Charles right tackle to KC 29 for 1 yard (D.Muir).	
3-1-KC 29	(3:47) A.Smith pass deep right to J.Charles for 71 yards, TOUCHDOWN.	P11
	R.Succop extra point is GOOD, Center-T.Gafford, Holder-D.Colquitt.	

KC 42 OAK 31, 3 plays, 80 yards, 1:22 drive, 11:26 elapsed

R.Succop kicks 65 yards from KC 35 to OAK 0. T.Jones to OAK 28 for 28 yards (A.Jenkins).

Kansas City challenged the fumble ruling, and the play was REVERSED.

R.Succop kicks 65 yards from KC 35 to OAK 0. T.Jones to OAK 29 for 29 yards (J.Martin). FUMBLES (J.Martin), touched at OAK 29, RECOVERED by KC-H.Abdullah at OAK 28. H.Abdullah to OAK 28 for no gain (M.Rivera).

Kansas City Chiefs at 3:21

1-10-OAK 28	(3:21) (Shotgun) A.Smith pass short left to J.Charles to OAK 20 for 8 yards (T.Porter).	
2-2-OAK 20	(2:45) (Shotgun) K.Davis up the middle to OAK 17 for 3 yards (P.Sims).	R12
<u>1-10-OAK 17</u>	(2:06) (Shotgun) A.Smith pass short left to C.Hall to OAK 6 for 11 yards (C.Woodson).	P13
<u>1-6-OAK 6</u>	(1:24) (Shotgun) A.Smith pass short middle to S.McGrath for 6 yards, TOUCHDOWN.	P14
	R.Succop extra point is GOOD, Center-T.Gafford, Holder-D.Colquitt.	

Kansas City Chiefs vs Oakland Raiders at O.Co Oakland Coliseum

PENALTY on OAK-T.Porter, Defensive Offside, 5 yards, enforced between downs.

KC 49 OAK 31, 4 plays, 28 yards, 2:01 drive, 13:40 elapsed

R.Succop kicks 69 yards from KC 40 to OAK -9. T.Jones, Touchback.

Oakland Raiders at 1:20

1-10-OAK 20 (1:20) M.McGloin pass short middle to R.Jennings to OAK 24 for 4 yards (F.Zombo).

2-6-OAK 24 (:39) M. Watson reports as eligible receiver. R.Jennings up the middle to OAK 31 for 7 yards (K.Lewis).

R23

END OF QUARTER

	Score	Time Poss	First Downs				Efficiencies	
			R	P	X	T	3 Down	4 Down
Kansas City Chiefs	49	5:09	1	3	0	4	1/2	0/0
Oakland Raiders	31	9:51	3	5	1	9	2/2	0/0

Play By Play

Fourth Quarter

12/15/2013

Oakland Raiders continued.

- 1-10-OAK 31 (15:00) M. Watson reports as eligible receiver. M.McGloin pass incomplete deep right to R.Streater.
- 2-10-OAK 31 (14:53) M.McGloin pass short middle intended for J.Olawale INTERCEPTED by F.Zombo at OAK 36. F.Zombo to OAK 31 for 5 yards (J.Mastrud).

Kansas City Chiefs at 14:41

- 1-10-OAK 31 (14:41) K.Davis right guard to OAK 29 for 2 yards (L.Houston).
- 2-8-OAK 29 (14:02) A.Smith sacked at OAK 34 for -5 yards (J.Hunter). FUMBLES (J.Hunter), RECOVERED by OAK-S.McGee at OAK 32. S.McGee to OAK 35 for 3 yards (A.Smith).

Oakland Raiders at 13:53

- 1-10-OAK 35 (13:53) M.McGloin pass short right to R.Streater to OAK 40 for 5 yards (B.Flowers).
- 2-5-OAK 40 (13:19) (Shotgun) M.McGloin pass short middle to M.Rivera to OAK 44 for 4 yards (D.Johnson).
- 3-1-OAK 44 (12:40) M. Watson reports as eligible receiver. R.Jennings up the middle to OAK 45 for 1 yard (M.Devito). R24
- 1-10-OAK 45 (12:04) (No Huddle, Shotgun) M.McGloin pass incomplete short right to D.Moore.
PENALTY on OAK-J.Veldheer, Offensive Holding, 10 yards, enforced at OAK 45 - No Play.
- 1-20-OAK 35 (11:56) (Shotgun) M.McGloin pass short right to M.Reece to OAK 42 for 7 yards (Team).
- 2-13-OAK 42 (11:10) (No Huddle, Shotgun) M.McGloin pass short middle intended for A.Holmes INTERCEPTED by D.Johnson at OAK 48. D.Johnson to OAK 45 for 3 yards (A.Holmes).

Kansas City Chiefs at 11:00

- 1-10-OAK 45 (11:00) K.Davis right end to OAK 41 for 4 yards (S.Moore).
PENALTY on KC-S.McGrath, Offensive Holding, 10 yards, enforced at OAK 45 - No Play.
- 1-20-KC 45 (10:30) (Shotgun) A.Smith pass short right to K.Davis to OAK 45 for 10 yards (S.McGee).
PENALTY on OAK-S.McGee, Horse Collar Tackle, 15 yards, enforced at OAK 45. X15
- 1-10-OAK 30 (9:53) (Shotgun) K.Davis left guard to OAK 28 for 2 yards (B.Ross).
- 2-8-OAK 28 (9:11) (Shotgun) A.Smith scrambles left end to OAK 17 for 11 yards (B.Ross). R16
- 1-10-OAK 17 (8:24) **K.Davis left tackle for 17 yards, TOUCHDOWN.** R17
R.Succop extra point is GOOD, Center-T.Gafford, Holder-D.Colquitt.

KC 56 OAK 31, 4 plays, 45 yards, 1 penalty, 2:41 drive, 6:41 elapsed

R.Succop kicks 70 yards from KC 35 to OAK -5. G.Jenkins to OAK 18 for 23 yards (J.Hemingway).

Oakland Raiders at 8:19, (1st play from scrimmage 8:12)

- 1-10-OAK 18 (8:12) T. Pryor in at QB. (Shotgun) M.Reece left tackle to OAK 26 for 8 yards (B.Flowers).
- 2-2-OAK 26 (7:46) (No Huddle, Shotgun) M.Reece right guard to OAK 26 for no gain (J.Johnson).
- 3-2-OAK 26 (7:15) (No Huddle, Shotgun) T.Pryor pass incomplete short left to M.Rivera.
- 4-2-OAK 26 (7:11) M.King punts 48 yards to KC 26, Center-J.Condo. C.Hall to KC 35 for 9 yards (M.Burris).

Kansas City Chiefs at 6:58

- 1-10-KC 35 (6:58) C. Daniel in at QB. K.Davis left guard to KC 38 for 3 yards (Ke.Burnett).
- 2-7-KC 38 (6:26) K.Davis left guard to KC 39 for 1 yard (J.Hunter).
Timeout #1 by KC at 05:43.
- 3-6-KC 39 (5:39) C.Daniel pass short right to C.Gray to OAK 43 for 18 yards (B.Ross). P18
- 1-10-OAK 43 (4:58) (Shotgun) C.Gray left guard to OAK 40 for 3 yards (P.Sims).
- 2-7-OAK 40 (4:18) (Shotgun) C.Daniel pass incomplete short right to J.Hemingway (M.Jenkins).
Timeout #2 by KC at 04:13.
- 3-7-OAK 40 (4:13) (Shotgun) C.Daniel pass incomplete short right to A.Jenkins.
- 4-7-OAK 40 (4:08) D.Colquitt punts 39 yards to OAK 1, Center-T.Gafford, downed by KC-R.Parker.

Oakland Raiders at 3:58

- 1-10-OAK 1 (3:58) J.Olawale up the middle to OAK 3 for 2 yards (Team).
- 2-8-OAK 3 (3:22) T.Pryor scrambles left end to OAK 18 for 15 yards (S.Smith). R25
- 1-10-OAK 18 (3:14) (Shotgun) T.Pryor pass short right to D.Moore to OAK 30 for 12 yards (J.Johnson). P26
- 1-10-OAK 30 (3:08) (Shotgun) T.Pryor pass incomplete short right to A.Holmes.
- 2-10-OAK 30 (3:05) (Shotgun) T.Pryor pass deep middle intended for N.Kasa INTERCEPTED by R.Parker at 50. R.Parker to OAK 35 for 15 yards (J.Veldheer).

Kansas City Chiefs at 2:50

- 1-10-OAK 35 (2:50) K.Davis right end to OAK 33 for 2 yards (S.McGee).
- 2-8-OAK 33 (2:43) K.Davis up the middle to OAK 32 for 1 yard (B.Ross).

Kansas City Chiefs vs Oakland Raiders at O.Co Oakland Coliseum

Two-Minute Warning

3-7-OAK 32 (2:00) (Shotgun) C.Daniel pass short right to K.Davis to OAK 34 for -2 yards (C.Woodson).
4-9-OAK 34 (1:14) (Shotgun) C.Daniel pass short right to A.Sherman to OAK 19 for 15 yards (C.Woodson).
1-10-OAK 19 (:28) C.Daniel kneels to OAK 20 for -1 yards.

P19

END OF QUARTER	Score	Time Poss	First Downs				Efficiencies	
			R	P	X	T	3 Down	4 Down
Kansas City Chiefs	56	9:19	2	2	1	5	1/3	1/1
Oakland Raiders	31	5:41	2	1	0	3	1/2	0/0

Miscellaneous Statistics Report

Kansas City Chiefs vs Oakland Raiders
12/15/2013 at O.Co Oakland Coliseum

Ten Longest Plays for Kansas City Chiefs

Yards	Qtr	Play Start	Play Description
71	3	3-1-KC 29	(3:47) A.Smith pass deep right to J.Charles for 71 yards, TOUCHDOWN.
49	1	1-10-OAK 49	(14:50) (Shotgun) A.Smith pass short left to J.Charles for 49 yards, TOUCHDOWN.
39	1	3-19-OAK 39	(7:38) (Shotgun) A.Smith pass short left to J.Charles for 39 yards, TOUCHDOWN.
25	4	1-20-KC 45	(10:30) (Shotgun) A.Smith pass short right to K.Davis to OAK 45 for 10 yards (S.McGee). PENALTY on OAK-S.McGee, Horse Collar Tackle, 15 yards, enforced at OAK 45.
23	1	1-10-KC 47	(9:07) A.Smith pass deep right to D.Avery to OAK 30 for 23 yards (S.Moore).
18	4	3-6-KC 39	(5:39) C.Daniel pass short right to C.Gray to OAK 43 for 18 yards (B.Ross).
17	4	1-10-OAK 17	(8:24) K.Davis left tackle for 17 yards, TOUCHDOWN.
16	2	1-10-OAK 16	(5:48) A.Smith pass short left to J.Charles for 16 yards, TOUCHDOWN.
15	4	4-9-OAK 34	(1:14) (Shotgun) C.Daniel pass short right to A.Sherman to OAK 19 for 15 yards (C.Woodson).
11	2	3-15-KC 37	(:45) (Shotgun) A.Smith pass short right to D.Bowe to KC 48 for 11 yards (M.Jenkins).

Ten Longest Plays for Oakland Raiders

Yards	Qtr	Play Start	Play Description
52	3	2-8-OAK 42	(12:59) (Shotgun) M.McGloin pass deep left to T.Jones to KC 6 for 52 yards (B.Flowers).
45	1	1-10-OAK 20	(14:38) M.McGloin pass short left to M.Reece to KC 35 for 45 yards (S.Smith).
34	2	3-6-OAK 42	(4:00) (Shotgun) M.McGloin pass deep right to D.Moore to KC 24 for 34 yards (M.Cooper).
28	3	3-7-50	(6:27) M. McGloin in at QB. (Shotgun) M.McGloin pass deep right to A.Holmes to KC 22 for 28 yards (M.Cooper).
26	1	2-10-OAK 12	(7:16) (Shotgun) M.McGloin pass short left to R.Streater to OAK 38 for 26 yards (K.Lewis).
23	1	3-3-KC 31	(1:41) (Shotgun) M.McGloin pass short right to R.Streater to KC 8 for 23 yards (F.Zombo).
22	2	4-5-OAK 45	(7:34) (Punt formation) Direct snap to M.Reece. M.Reece pass short left to C.Chekwa to KC 33 for 22 yards (C.Gray).
22	3	2-18-OAK 18	(14:14) (Shotgun) M.McGloin pass short middle to A.Holmes to OAK 40 for 22 yards (K.Lewis).
21	3	3-10-OAK 26	(8:16) (Shotgun) R.Jennings up the middle to OAK 47 for 21 yards (K.Lewis; S.Smith).
15	2	3-7-OAK 23	(4:49) (Shotgun) M.McGloin pass incomplete short middle to R.Streater (K.Lewis).

Touchdown Scoring Information

		Offense	Defense	Special Teams
VISITOR	Kansas City Chiefs	7	1	0
HOME	Oakland Raiders	4	0	0

Player Scoring Information

Club	Player	TD	Rush TD	Rec TD	KO TD	Punt TD	Int TD	Fum TD	Misc TD	FG	XP	2Pt Rush	2Pt Rec	Sfty	Points
KC	J.Charles	0	1	4	0	0	0	0	0	0	0	0	0	0	30
KC	R.Succop	0	0	0	0	0	0	0	0	0	8	0	0	0	8
KC	K.Davis	0	1	0	0	0	0	0	0	0	0	0	0	0	6
KC	S.McGrath	0	0	1	0	0	0	0	0	0	0	0	0	0	6
KC	E.Berry	0	0	0	0	0	1	0	0	0	0	0	0	0	6
OAK	R.Jennings	0	2	0	0	0	0	0	0	0	0	0	0	0	12
OAK	S.Janikowski	0	0	0	0	0	0	0	0	1	4	0	0	0	7
OAK	A.Holmes	0	0	1	0	0	0	0	0	0	0	0	0	0	6
OAK	M.Rivera	0	0	1	0	0	0	0	0	0	0	0	0	0	6

Possession Detail

	First Half		Second Half		Game	
	Visitor	Home	Visitor	Home	Visitor	Home
Largest Lead	25	0	25	0	25	0
Drives Leading	5	0	7	0	12	0
Time of Possession Leading	11:03	0:00	14:28	0:00	25:31	0:00
Largest Deficit	0	-25	0	-25	0	-25
Drives Trailing	0	7	0	7	0	14
Time of Possession Trailing	0:00	18:35	0:00	15:32	0:00	34:07
Times Score Tied Up		0		0		0
Lead Changes		1		0		1

Playtime Percentage

Percent of playtime per player on offense, defense and special teams

Kansas City Chiefs						Oakland Raiders					
		Offense	Defense	Special Teams				Offense	Defense	Special Teams	
G Schwartz	T	54	100%	8	24%	T Pashos	T	79	100%	5	15%
R Hudson	C	54	100%	8	24%	K Barnes	T	79	100%	5	15%
J Allen	G	54	100%	8	24%	S Wisniewski	C	79	100%	5	15%
D Stephenson	T	54	100%	8	24%	J Veldheer	T	79	100%		
A Smith	QB	43	80%			M Brisiel	G	76	96%	5	15%
J Hemingway	WR	42	78%	21	62%	M McGloin	QB	65	82%		
D Bowe	WR	39	72%			R Jennings	RB	61	77%	1	3%
E Fisher	T	38	70%	7	21%	A Holmes	WR	58	73%	3	9%
S McGrath	TE	37	69%			R Streater	WR	53	67%		
J Charles	RB	30	56%			M Reece	FB	50	63%	2	6%
D Avery	WR	28	52%			J Mastrud	TE	45	57%	14	41%
A Sherman	FB	24	44%	27	79%	M Rivera	TE	45	57%	14	41%
K Davis	RB	19	35%	3	9%	D Moore	WR	35	44%		
D Jones	TE	18	33%			M Watson	T	17	22%		
J Asamoah	G	17	31%	8	24%	T Pryor	QB	14	18%		
C Hall	WR	15	28%	2	6%	J Ford	WR	13	16%		
A Jenkins	WR	11	20%	9	26%	J Olawale	FB	10	13%	21	62%
C Daniel	QB	11	20%			T Jones	CB	4	5%	21	62%
C Gray	RB	5	9%	21	62%	N Kasa	TE	4	5%	7	21%
R Watkins	G	1	2%	1	3%	L Nix	G	3	4%	5	15%
S Smith	CB		76 96%			L Houston	DE		54 100%	8	24%
F Zombo	LB		74 94%	9	26%	N Roach	LB		54 100%	8	24%
D Poe	NT		71 90%	5	15%	B Ross	SS		53 98%	9	26%
D Johnson	LB		71 90%	5	15%	K Burnett	LB		53 98%	8	24%
T Hali	LB		71 90%			M Jenkins	CB		53 98%	8	24%
E Berry	SS		71 90%			P Sims	NT		53 98%	8	24%
K Lewis	FS		68 86%			C Woodson	FS		53 98%	6	18%
B Flowers	CB		66 84%			T Porter	CB		52 96%	8	24%
A Jordan	LB		51 65%	17	50%	J Hunter	DE		49 91%	7	21%
T Jackson	DE		48 61%	5	15%	P Adams	CB		32 59%	10	29%
M Devito	DE		48 61%	5	15%	D Muir	DT		30 56%		
Q Demps	SS		32 41%	19	56%	S Moore	LB		28 52%	8	24%
M Cooper	CB		31 39%	7	21%	S McGee	NT		25 46%	8	24%
A Bailey	DE		30 38%	8	24%	M Burris	LB		2 4%	21	62%
H Abdullah	FS		12 15%	26	76%	R Lumpkin	NT		2 4%		
J Martin	LB		8 10%	21	62%	S Johnson	DB		1 2%	24	71%
J Johnson	LB		8 10%	21	62%	K Burnett	LB			21	62%
M Catapano	DE		8 10%	13	38%	C Chekwa	CB			21	62%
D Robinson	CB		8 10%			M McFadden	LB			19	56%
J Howard	NT		6 8%			G Jenkins	WR			19	56%
D Moses	LB		5 6%	15	44%	S Janikowski	K			11	32%
R Parker	DB		4 5%	26	76%	R Robinson	DE			8	24%
N Johnson	LB		2 3%			J Condo	LS			7	21%
R Succop	K			17	50%	M King	P			7	21%
D Colquitt	P			12	35%						

T Gafford	LS	12	35%	J Crawford	DE	7	21%
				M McCants	T	5	15%

Game Recap Clips

Raiders vs. Chiefs



Bay Area News Group (Oakland Tribune, CC Times, SJ Mercury News)

Kansas City Chiefs rout Oakland Raiders 56-31

By Jerry McDonald

Dec. 15, 2013

OAKLAND -- The Raiders are limping to the finish, their latest effort at playing winning football buried under an avalanche of seven Oakland turnovers and five touchdowns by Jamaal Charles in a 56-31 loss to the Kansas City Chiefs on Sunday at O.co Coliseum.

In falling to 4-10, the Raiders were officially removed from the NFL playoff picture at kickoff when Miami beat New England.

Realistically, they were out of it weeks ago, and the fact that the Raiders had a season-high point total and yet still lost by 25 points is evidence they remain light years from being contenders in the AFC West.

Kansas City, 11-3 and only one year removed from winning two games all season, clinched a playoff berth and in the process put up more points on the Raiders than any team in NFL history.

The Chiefs entered the game with an NFL-best plus-16 turnover margin with the Raiders understanding the one thing they couldn't do was give the ball away.

Seven turnovers later, Charles had scored five touchdowns, four on passes from quarterback Alex Smith, to go along with a 6-yard pass from Smith to tight end Sean McGrath and a 17-yard run by Knile Davis.

Starting quarterback Matt McGloin threw four interceptions and couldn't handle a poor shotgun center snap from center Stefen Wisniewski. Return specialist Taiwan Jones lost a fumble on a kickoff return, and backup quarterback Terrelle Pryor also threw an interception.

Turnovers, aside from creating one score outright on a 47-yard return by Eric Berry, contributed to touchdown drives of 11, 16, 28 and 45 yards.

"You can't play a good team like that, turn the ball over seven times and give them the ball in scoring position," Raiders coach Dennis Allen said.

Trailing 35-10 at one point, the Raiders climbed within 35-31 with 4:56 left in the third quarter after McGloin threw touchdown passes of 6 yards to Andre Holmes and 14 yards to Mychal Rivera.

Kansas City immediately restored order less than two minutes later when Smith found Charles isolated on linebacker Miles Burris and hit Charles in stride down the right sideline for a 71-yard catch-and-run on a wheel route.

Jones lost a fumble on the ensuing kickoff, setting up the Chiefs at the Raiders' 28, and it took Smith four plays to find McGrath to make it 49-31.

"I'm at a loss for words," McGloin said. "It's disappointing. It's frustrating. At the same time, we were still in the game. It was 35-31 at one point even with the turnovers we had. We had a chance to get back in it, but we were hurting ourselves out there."

When they weren't turning the ball over, the Raiders were able to move the ball against the Chiefs defense. McGloin completed 18 of 36 passes for 297 yards with six receivers catching passes of 20 or more yards. Two passes into the end zone resulted in pass-interference penalties that set up a pair of 1-yard scoring runs by Rashad Jennings (91 yards on 23 carries).

Smith completed 17 of 20 passes for 287 yards and didn't have to go far downfield to do it, with the first three touchdown passes to Charles coming on screen passes of 49, 39 and 16 yards.

Charles, who had just 20 yards rushing on eight carries, caught eight passes for 195 yards.

There was confusion on how the Raiders could allow that to happen.

"It's just that football is a very complex game," middle linebacker Nick Roach said. "You can be technically in the right spot one play, but if they make a play and they beat you, then it goes to them."

"The game is not very hard," safety Charles Woodson said. "It's really not. You do your job. You either make the play or you minimize big plays by the other team, and things will work out fine."

San Francisco Chronicle

7 Oakland turnovers help Chiefs crush Raiders

By Vic Tafur

Dec. 15, 2013

Raiders owner Mark Davis is going to need an extra massage this week, maybe some herbal tea. Pipe in some classical music.

Davis has been trying his best to stay patient through general manager Reggie McKenzie's rebuilding program, now in year two. And he's been trying to warm up to McKenzie's choice of Dennis Allen as Oakland's head coach.

But the Raiders have turned in back-to-back clunkers, and Sunday they did something no other team has done in the franchise's proud-until-the-past-11-years history: They gave up 56 points.

Rookie quarterback Matt McGloin threw four interceptions and had a fumble, and the Oakland defense looked as if it had never heard of a screen play. Chiefs running back Jamaal Charles scored three of his five touchdowns on screen passes as Kansas City won 56-31 at O.co Coliseum.

The 4-10 Raiders have given up 93 points the past two weeks and have lost four in a row and six of their past seven games.

"I have to do a better job of getting them ready to play," Allen said.

Former 49ers quarterback Alex Smith threw five touchdown passes, four to Charles, but the passes traveled a combined 13 yards, with the receivers tacking on the bulk of the yardage after the catches. The last one was a crusher, as the Raiders somehow had pulled to within 35-31 on Mychal Rivera's touchdown catch with 4:56 left in the third quarter.

But on 3rd-and-1, the Raiders had backup linebacker Miles Burris on Charles, and Burris was beaten from the word go. Charles turned the corner, caught the ball over his shoulder and didn't stop until teammates were jumping on him 71 yards later.

The Chiefs (11-3) clinched a playoff spot with the win, while the Raiders finished with seven turnovers and were booed often by the home crowd.

"As the losses mount up, it gets frustrating," Allen said. "It gets frustrating for everybody. We've got a job to do. We have to go out there and try to win football games and we'll get ready to play San Diego next week."

Allen and the players said they actually were ready for the screen passes that Kansas City hit them with, but three times the Raiders blitzed and turned and watched Charles running free.

"It's really unexplainable and inexcusable at the same time," safety Charles Woodson said. "You've seen a screen get out of the gates before, but to have a team go back to it and beat you almost every time, there's no explanation for it. It shouldn't happen. ... I don't know, man, that's hard."

Woodson said last week the Raiders peed down their legs, and thankfully didn't take that analogy a step further this week. Though it would have been accurate.

Charles caught eight passes for 195 yards and four touchdowns in the third-most productive receiving day by a running back since the 1970 merger.

Charles also joined Shaun Alexander, Jerry Rice and Clinton Portis as the only players since the merger to score five touchdowns and gain at least 200 yards from scrimmage in a game.

After saying his team was worn down the past two weeks, Allen gave the Raiders a light week of practice. That didn't work out either.

And while players will privately say that they're tired and the lack of depth on defense has taken a toll, there's no excuse for coming out flat.

"I thought our guys would come out ready to play," Allen said.

Things started off ugly as Quintin Demps returned the opening kick 50 yards and Charles then took a short pass from Smith and raced 49 yards for the score. Charles scored on a 39-yard screen pass on third-and-19 on the next possession.

"Guys were out of position and there weren't enough guys around the ball," cornerback Tracy Porter said. "That simply can't happen."

Eric Berry then returned an interception 47 yards to the end zone to make it 21-3.

After the Raiders had cut it to 21-10, McGloin couldn't handle Stefen Wisniewski's slightly off-target snap and then couldn't fall on the ball. Tamba Hali recovered, and three plays later, Charles skipped in for a 1-yard touchdown.

McGloin, making his fifth start, had a rough, rough day. He started off inaccurate, then started staring down receivers. He could have easily had six or seven interceptions, but Allen said he will start again next week.

Berry baited him into another interception to set up another Charles screen-pass touchdown and make it 35-10 with 5:42 left in the first half.

The Chiefs scored the final 21 points after letting the Raiders back in the game, and the obvious question is:

Have the Raiders hit the wall, a cement one?

"I'm not going to say that," linebacker Nick Roach said. "It's hard for me to say that. I have the most faith in our guys. I know how much pride is in the room. ...

"There's nobody that's backing down from the challenge. Nobody said it was going to be easy, trying to get this thing right."

Allen hopes Davis is listening.

CSN Bay Area

Raiders defense reaches historic low vs. Chiefs

By Scott Bair

Dec. 15, 2013

OAKLAND – The Raiders gave up 55 points three times in franchise history. Not until Sunday did they give up 56.

That's how much the Kansas City Chiefs scored on Sunday at Oakland Coliseum, which set a new record for points allowed in a single game.

It's a record these Raiders didn't want. It's something they couldn't avoid. Sunday's game marks a new low for a defense on a downhill slide since over the last month.

The unit gave up a game-deciding touchdown on Tennessee's final drive. They suffered a second-half collapse against Dallas on Thanksgiving. They got dismantled by the New York Jets last week and somehow played worse against the Chiefs.

It leaves one to wonder if the Raiders defense has anything left in the tank. After losing key depth to injury, the starting lineup seems to be running on empty.

The Raiders had problems with the basics on Sunday, a sign that they're worn out. They struggled taking proper angles and making quality tackles. That led to several big plays that kept the Chiefs out front.

"We made it difficult on ourselves," Raiders free safety Charles Woodson said. "This is a game that's all about fundamentals and when you don't carry out the fundamentals, things like what happened today happen: big plays happen, long runs happen. If you don't play good, sound football and take care of your responsibility, you can't get away from it."

Quarterback Alex Smith had a perfect quarterback rating, but running back Jamaal Charles benefitted most from sloppy play. He had 215 yards total offense and five touchdowns, scoring several times without facing resistance.

Screen plays were shockingly effective. Charles scored his first three touchdowns on screen passes, including a 49-yard TD on the first play from scrimmage.

"Screens should never be an issue," Woodson said. "It's inexcusable and unexplainable how we could give up screens like that for scores. We have way too many good players on this team to let those things happen. We just didn't get the job done."

Frustration is starting to mount after another disappointing performance. There's some head-scratching going on in the postgame locker room. Tracy Porter was at a loss for why the defense has lost its way.

"If we knew why we don't execute to our potential," he said, "we'd be 10-4, not 4-10."

The defense has gone from good to bad to downright awful over the last month, with no sign of turning things around. The slide is starting to weigh on these Raiders as they head down the stretch.

"I think it's frustrating in anything you do when you have expectations, you practice, and then it doesn't go well, of course you leave a little disappointed," middle linebacker Nick Roach said. "But everybody's going to get knocked down so if you don't get back up the right way, that's when the problem comes."

Raiders Feature Clips



Table of Contents

Feature Clips

Dennis Allen	1 – 4
Kevin Burnett	5 – 6
Lamarr Houston	7 – 8
Jason Hunter	9 – 10
Rashad Jennings	11 – 13
Taiwan Jones	14 – 15
Darren McFadden	16 – 17
Matt McGloin	18 - 20
Sio Moore	21 – 22
Terrelle Pryor	23 – 28
Marcel Reece	29 – 30
Nick Roach	31 – 33
Jason Tarver	34 – 38
Charles Woodson	39 – 42

Oakland Raiders Feature Clips

DENNIS ALLEN

FORT-WORTH STAR TELEGRAM

Growing up in Hurst, Oakland Raiders coach Dennis Allen knew his calling

By Charean Williams

November 27, 2013

OAKLAND, Calif. — Long before he became the youngest head coach in the NFL, Dennis Allen was — in a football sense — the oldest kid on his second-grade team. Grady and Kay Allen knew coaching ran through their son's blood by the way he lined up his teammates in the Colleyville Youth Football Association, giving them specific instructions on what to do.

"That's really what he was always good at," Kay Allen said from her home in Hurst. "He's just always had an instinct for it, knowing where to be and what to do. He was like that coach on the field from the start."

Allen's first official coaching job came just before his 24th birthday when he returned to Texas A&M as a graduate assistant after his playing career ended. The Oakland Raiders hired him as the franchise's 18th head coach 15 years later, when Allen was only 39.

Allen is the first NFL head coach in the league's post-1970 modern era bred in Tarrant County. Bo McMillin, from Fort Worth North Side High School, coached the Lions and Eagles from 1948-51.

Today Allen will coach the Raiders in Tarrant County against the Dallas Cowboys at AT&T Stadium.

He was born in Georgia but started kindergarten in Hurst after the family's move in 1977. Allen played in the Mid-Cities PeeWee and Mid-Cities Little Dribblers Leagues, attended Shady Oaks Elementary and became a multisport star at Bedford Junior High and L.D. Bell High School.

Allen never wanted to be a fireman, a policeman or even a doctor, like his older brother, Geoff, ended up becoming. Instead, Dennis declared in junior high that coaching was his future, a calling he wonders whether his now-deceased father regrets not heeding.

Grady Allen, who died last December of a heart attack at age 66, went into the industrial chemical business after retiring from the NFL. But he always found time to help coach his children's teams, a passion that rubbed off on Dennis.

"I think it's important for all players to know who they are," Dennis said at the Raiders' training facility. "I think sometimes players don't recognize who they are. They think they're something they're not. I knew I wasn't the biggest. I wasn't the strongest. I certainly wasn't the fastest. But I thought I could be smartest. I would use my football smarts to try to help other people. I always took pride in being a little bit of a coach on the field, even when I was real little. For whatever reason, it came natural to me. It probably came more natural than 10 times 10 or 7 times 9. I still don't know if I know those answers."

Oakland Raiders Feature Clips

"I just always looked up to my coaches, and I love sports. When you can't play anymore, how else are you going to be involved in athletics? Coaching, I thought, was a great avenue for me."

Like father, like son

Grady Allen played defensive end for A&M from 1965-67. He earned All-Southwest Conference honors in '67 when the Aggies won the conference title and upset Alabama in the Cotton Bowl. Grady, who won the prestigious Aggie Heart Award as a senior, continued his career for five seasons with the Atlanta Falcons.

While growing up, Dennis imagined his father's career akin to that of Hall of Famer Dick Butkus. The truth is: Grady's intangibles turned him into an overachiever. He was a part-time linebacker and a core special teams player, with no starts in 59 NFL games and two career interceptions.

"He was a guy you'd look at and think there's no way he'd ever play," said Ralph Smith, Grady's position coach at A&M who now runs the Fort Worth office for Bourland & Leverich Supply Co. "He was a tremendous high school athlete — an old, rugged East Texas boy — but he was slow and always had knee problems. I've told people I could outrun Grady backward. But he just kept beating the ones out we brought in. He just had a knack, which is the same thing Dennis had."

Dennis, Geoff and their younger sister, Ann Marie, grew up with sports. The four-bedroom residence bears scratches from the sock baseball and Nerf basketball games played in the family room while a Cowboys, Rangers or some other game on TV provided background noise. They used a basketball goal in the driveway and a neighbor's vacant lot to take their games outside.

The family's social activities revolved around sports, too, with Grady and Kay never missing an organized game.

Dennis' favorite sport was whatever season it was. He once scored 63 points in a Little Dribblers game. His mom remembers the unassisted triple play he turned in Little League. It was big news one field day at Bedford Junior High when he was beaten out in a foot race. He was a catcher in baseball, a safety in football and a forward in soccer.

Dennis lettered in three sports in high school, but as the Class 5A state defensive player of the year in 1990 when he had 10 interceptions, eight forced fumbles and 107 tackles, he followed his father to A&M on a football scholarship.

"He had great instincts, but he also had all the tools to make the plays," said Tim Edwards, Bell's head coach from 1977-96. "He had enough speed, enough size, but I think one of the biggest things was he was just hostile. He was the opposite of what he was in the classroom and off the field. When he'd get there, he'd light you up."

Coach DA

It was in college that Aggies defensive back Michael Hendricks started calling Allen by his initials — DA — a nickname that has stuck.

Oakland Raiders Feature Clips

Allen, a safety, started the final 21 games of his career on the Aggies' Wrecking Crew defense. The Aggies finished in the NCAA's top five in total defense in 1994-95 while posting a 19-3-1 record. Most Aggies remember Allen for his fourth-quarter interception against Texas in 1993 that iced an 18-9 victory.

A&M coach R.C. Slocum saw the coaching potential in Allen soon after he arrived on campus.

"He was more than a player," said Slocum, who was 123-47-2 in his 14 seasons at A&M. "He was like a coach on the field. Dennis always showed a little more maturity than the average player. He'd come up to the office and watch tape, studying it like a coach."

After failing to catch on with the Buffalo Bills as an undrafted rookie free agent in 1996, Allen returned to A&M to begin coaching. He spent four years helping with the Aggies' defensive backs as a low-level assistant before Keith Burns, a 1979 L.D. Bell graduate, hired Allen as the secondary coach at the University of Tulsa.

Allen moved up the ranks quickly — two seasons at Tulsa, four with the Atlanta Falcons and five with the New Orleans Saints — before the Denver Broncos hired him as defensive coordinator.

"There's a presence that comes with Dennis that is that of confidence," New Orleans Saints coach Sean Payton said. "... Dennis is and was very highly thought of while he was here and was on track to be a coordinator here. Those plans never work out, though. Those guys get hired very quickly. Dennis got an opportunity to go [to Denver], and so it's not surprising to see the position he's in now — that of a head coach. I think the world of him and a lot of his ability."

Allen doesn't regularly wear his Aggie Ring or his Super Bowl ring from the 2009 Saints, but both mean a lot to him. They represent the two places he "grew up" as a football coach.

White knight

After only one season as the Broncos defensive coordinator in 2011, Allen earned interviews with St. Louis and Oakland. The Raiders offered him their head coaching job, and Allen didn't hesitate even though Oakland's last winning season came in its 2002 Super Bowl season.

"I was aware of what the challenges would be coming in," said Allen, who is 8-19. "Now, maybe to what depth the challenges were, I don't know if I fully understood that, but I knew what the challenges were coming in here. I have never been afraid to step up to a challenge."

"I went to New Orleans after Hurricane Katrina, and that team was 3-13 and had been displaced and everything's chaotic. I was like, 'Let's roll up our sleeves and go to work.' That's kind of the way I've approached this. Just roll up my sleeves and go to work and try to do the best I can and keep these guys motivated, try to teach them, try to have a team that's going to be tough, smart, disciplined, and we've made a lot of progress in that area."

"We haven't won as many games as I would have liked to have won, but I see a lot of great signs of where this thing is going, and it's heading in a positive direction."

Oakland Raiders Feature Clips

The Raiders have started three quarterbacks this season and six in three seasons. Their biggest-name players are aging safety Charles Woodson, who is in his second stint with the Raiders, and longtime kicker Sebastian Janikowski, leaving Allen as the face of the franchise.

Raiders safety Usama Young, who had Allen as his position coach for three seasons in New Orleans, calls Allen the “general” and the “captain.”

“He’s positive. He’s intuitive. He challenges you,” Young said. “He’s a players’ coach. He takes care of his guys. He’s always been that guy who understands where we’re coming from. He’s got so much knowledge of the game. I respect him. He went through some rough times in New Orleans, and we won a Super Bowl. ... He definitely has what it takes to win here.”

On this day, the team’s white knight is dressed in all black — sweat pants, a Raiders sweatshirt, a visor with a red Sharpie attached and sunglasses atop his head. Allen, though, presents the picture of cool, with not a hint of sweat.

Allen not only inherited his father’s rugged good looks — a modern-day John Wayne as former Bell coach Edwards portrays him — but also Grady’s demeanor. He said his dad was “cut-and-dry, black-and-white, this-is-kind-of-the-way-it-is,” but also a “big teddy bear.” Dennis admits he just as easily could be describing himself with those words.

“I think he should have been a coach,” Dennis said, “and, because of that, everything I did, I wanted to try to make him proud. He was a guy who really didn’t show his emotions on the outside. Yet, you always knew. Within the family, there was a lot of love, a lot of caring, a lot of emotion.”

Allen grew up 16 miles from Texas Stadium, watching another coach he admired. Dennis’ sideline persona sometimes reminds Geoff Allen of Tom Landry.

“I think Dennis is pretty cool all the time,” said Geoff, the division chief for Pediatric Critical Care Medicine and the medical director of the Pediatric Intensive Care Unit at Children’s Mercy Hospital in Kansas City.

“He’s got a little fire in his belly, but he doesn’t get all bent out of shape if things don’t flow exactly the way he wants it to. He rolls with that and adapts to what he needs to adapt to. But you’re never going to see him wear that outfit Landry did. I don’t think he could pull that off.”

Oakland Raiders Feature Clips

KEVIN BURNETT

SAN FRANCISCO CHRONICLE

Raiders' older Burnett pushes the younger

Vic Tafur

September 4, 2013

Kaelin Burnett was an undrafted rookie at the Raiders' training camp last year, talking to his brother on the phone. Kevin, then 29 and almost seven years older, was a starting linebacker for the Miami Dolphins.

"We were talking about how great it would be if we could ever be on the same team," Kaelin said. "Kev said you never know what will happen, and the next year, voila, we're on the same team. ... Dreams do come true."

Kaelin, also a linebacker, has wanted to be like his brother his whole life, and in Sunday's opener, they both will run out of the tunnel in Indianapolis wearing silver and black. Kevin, signed as a free agent, will start; Kaelin is a backup.

They are the 73rd set of brothers to play for the same team in the same season, according to the Pro Football Hall of Fame, and the first to do so for the Raiders.

They will have to buy a lot of tickets for family members this season, but Kaelin said the sticker shock will be well worth it.

"He's the reason I played ball when I was younger," said Kaelin, who grew up in the Los Angeles area. " 'My big brother plays football. I am going to play football, too. My big brother plays linebacker. I am going to play linebacker, too.' "

Kaelin didn't make the cut initially last season, but was placed on the Raiders' practice squad before being called up for the last six games. This year, he wasn't really sweating cut-down day Saturday. He was pretty confident based on how he played this preseason, and so was his family.

"My family felt I did way better this preseason than last preseason," Kaelin said. "They felt I looked the part."

They should know. Older brother Kevin has been an NFL linebacker for eight seasons, and a pretty good, underrated one. Playing for the Cowboys, Chargers and Dolphins, Burnett has made 49 straight starts, and his 311 tackles since 2010 rank 17th in the NFL.

"Kevin's done a nice job," head coach Dennis Allen said. "I think he's an athletic linebacker. I think he fills a leadership role for us on defense, and we expect big things out of Kevin."

And, as you can expect, big brother expects big things out of his little brother. Kevin is often yelling at Kaelin during plays.

Oakland Raiders Feature Clips

"I love it," Kaelin said. "He's helping me with everything, picking up on little keys. ... It's just great having your big brother here looking after you."

Kevin's pretty tough on him, right?

"Yeah, ever since I was young," Kaelin said, "so I am used to it by now."
Well ...

"It's hard for him to take," Kevin said, "and hard for him to accept at times. I'm yelling at him while a play is going on, and then after the play, and it bothers him to some extent."

Kaelin has gotten a lot better, improving his hand-placement and pad-level techniques and getting off blocks. But not too quickly.

"Sometimes, I get too hyped up," Kaelin said. "I need to extend them first, use my eyes and see where the play is going and then get to the ball. Body control."

Allen said that Kaelin's "a guy that can run. He's still got a lot of developing that he needs to do, but he has a chance to develop."

Kaelin thinks he got better this preseason, and Kevin agrees.

"He's coming along," Kevin said. "I can't ask anything more of him. He is eager to learn and he wants to be good. He wants to be 100 percent on his assignments. Now it's just doing it over and over again."

When they leave the team facility at night, Kevin lists the things that Kaelin did wrong that day, so Kaelin can come in the next day and address them.

"I don't want to be a repeat-mistake offender," Kaelin said.

But, yes, there are times Kaelin doesn't want to hear what Kevin is saying. Because Kaelin not only grew up wanting to be like his brother, but he wanted to be better.

"It's very competitive, I must say," Kaelin said after a big sigh. "I love competing. We try to keep the smack-talking level down, but I feel like I am going to be a better player than him."

"He always tells me, 'Know your role. I am the big brother.' But I feel like in a few years, teams are going to have to look out for me."

Let you in on a little secret: Kevin wants Kaelin to be better than he is, too.

"I want him to be the best Burnett linebacker," Kevin Burnett. "It's not about who's better than who, it's about reaching your potential. If his potential is better than (mine), I am going to help him reach that."

Oakland Raiders Feature Clips

LAMARR HOUSTON

ESPN AFC WEST BLOG

Raiders' Houston no longer 'little brother'

Paul Gutierrez

September 6, 2013

ALAMEDA, Calif. – How different will the Oakland Raiders' defense look Sunday?

Consider: Besides there being nine new starters, Lamarr Houston, who is making the switch from left defensive end to the right side, will be the only Raiders defensive player who had a sack last season with Oakland.

Yes, the Raiders had 25 sacks as a team last year, which ranked 31st in the NFL, and Houston tied for the team lead with four. Linebacker Miles Burris, who is on the reserve/physically unable to perform list, added 1.5 sacks. And that's it.

It's no surprise, then, that much is expected this season of Houston, who was voted a team captain along with fullback Marcel Reece and long-snapper Jon Condo.

"Lamarr was a guy that, going into this season, we kind of pegged as a guy that we wanted to be a leader for this team," said Raiders coach Dennis Allen. "He began to take a little bit of that role at the end of last year, and I think he's continued to improve in that regard as we've gone through the offseason and training camp.

"I think he'll continue to develop as a leader for this football team as we go forward."

Selected in the second round of the 2010 draft, Houston immediately made a mark with numerous training camp scraps. But he seemed soft-spoken off the field.

"When I was younger, I had (Richard) Seymour and Tommy (Kelly) here, so I thought I was going to be 'little brother' forever," Houston said with a roaring laugh. "Nah, but as the years have gone by, I could see myself being a captain now. A lot of my teammates respect me and it means a lot to me -- and I'm going to do the best I can to fulfill this role for this team."

So what, exactly, does being tabbed a captain mean to Houston?

"It means it's a lot of responsibility, a lot of respect," he said. "It's a big role to play. It means you're a leader. You basically represent the team when you're a captain, so it's a great honor. But it's more about the team."

And still, there are questions about Houston's skill set, and how it translates to the more pass-rush-emphasized right side.

At 6-feet-3, 300 pounds, Houston is not your stereotypical edge rusher, nor is he a bull-rusher.

Oakland Raiders Feature Clips

“To be honest, I think my skill set fits perfect,” he said. “Pass-rushing is about technique; it’s not about who’s the fastest or who’s the strongest. I’ve been working on that a lot this offseason and it’s been showing up in this preseason a little bit and in training camp, so I’m just going to try and build on that and do whatever I can to get better at playing on that right end.”

Oakland Raiders Feature Clips

JASON HUNTER

BAY AREA NEWS GROUP

Oakland Raiders' Jason Hunter likes living on the edge

By Jerry McDonald

Aug 1, 2013

NAPA -- Living life on the edge as a defensive end isn't the most glamorous job in the NFL, but it suits Jason Hunter just fine.

The Raiders' starting left defensive end loves "setting the edge," a part of the game that doesn't carry with it the kind of fame and glory that comes from rushing the passer.

"Basically setting an edge is getting an extension on that tackle and knocking him back, that way it stops the line of scrimmage so the (running) back can't just get to the edge, and it forces him back inside to where the help is," Hunter said.

Setting edges has been an issue for a Raiders defense that has been run-challenged for the better part of the past decade. Right tackle Khalif Barnes, who has worked against Hunter throughout the offseason and training camp, thinks Hunter is more stout than his 6-foot-4, 270-pound build would suggest.

Offensive tackles blocking Hunter typically outweigh him by at least 30 pounds.

"He's thick, powerful, and he may look smaller, but he's very strong and has good hands," Barnes said.

In most cases, if Hunter has done his job, he hasn't made the tackle himself. Rather, he's set up an interior lineman or linebacker to make the hit.

"He's a guy who just tries to do his part," Barnes said. "If you try and do your part and then half of somebody else's, that takes away what you do by half. Do your part. It's a great mindset and the whole team needs to be like that."

Hunter's willingness to set the edge, as well as his work ethic and demeanor, are what led him back to general manager Reggie McKenzie and coach Dennis Allen.

McKenzie was a personnel executive in Green Bay when Hunter played with the Packers as an undrafted free agent out of Appalachian State from 2006 through 2008. When Allen was defensive coordinator in Denver in 2011, Hunter was a reserve defensive end, having played the season before in a 3-4 defense as an outside linebacker.

On a Raiders defensive line that too often has failed in terms of maintaining gaps and position despite having well-regarded talent, Hunter brings a reputation of carrying out his assignments with enthusiasm.

Oakland Raiders Feature Clips

"Jason loves football, and he enjoys competing," Allen said. "He likes the physical aspect of the game where you're not begging Jason to come out here and want to play. You're not begging Jason to get the pads on."

Hunter was particularly excited to get the pads on this season after spending the 2012 season on injured reserve because of a torn triceps. It happened at a time when Hunter had ascended to a starting position under Jack Del Rio, who replaced Allen as defensive coordinator.

The timing could not have been worse.

"It really hurt me, man," Hunter said. "I thought I was having a real good training camp. It was hard, sitting at home, watching on TV and seeing all my peers from around the league playing games. It made me more focused to take care of my body, do the right things."

Oakland Raiders Feature Clips

RASHAD JENNINGS

ASSOCIATED PRESS

Newcomer Jennings takes sleep seriously

By Josh Dubow

August 14, 2013

NAPA – Rashad Jennings takes every precaution he can to keep his body in top shape necessary for an NFL running back.

He eats a gluten-free diet and sticks to organic foods. He stretches every night and has a regular routine of pilates, acupuncture, yoga and massage.

And when the long days at Oakland's training camp are over, instead of settling into a soft bed, the first-year Raider climbs into a hyperbaric oxygen chamber to sleep.

Jennings bought the oxygen chamber as a rookie instead of splurging for a car, thinking it would help keep him fresh and prolong his career.

He admits it "freaks" out some people at first, and the loud noise forced him into a single room in what he calls the "dungeon" of the team hotel at camp.

But Jennings is working on getting some converts, saying at least six teammates are waiting to try out the chamber next week.

"It's not an end-all be-all," Jennings said. "It's not like this is the biggest healer in the world type of thing, but it does heal you on a certain level. It speeds up the process. I love to practice, and I love to stay on the field. It keeps you healthy. Playing this game is important to me. The way I eat and take care of my body is pretty important."

The Raiders are counting on a healthy Jennings as the backup to Darren McFadden, who has never made it through any of his five NFL seasons without an injury.

Playing the role of a backup to a big-play back is something Jennings has plenty of experience doing. He served in that role behind Maurice Jones-Drew in Jacksonville to start his career.

"I tell people all the time there aren't any backups in this league," Jennings said. "The backups are at home. You got to prepare as the starter."

"It's too late to prepare when the opportunity presents itself. I'm a piece of a puzzle. When I'm called upon, I have to make sure I'm making my statement."

Jennings did a good job of that in the preseason opener Friday against Dallas, carrying nine times for 39 yards.

He broke loose for a 16-yard run on a read-option play with quarterback Terrelle Pryor and showed the ability to grind for tough yards, something the Raiders are looking for in McFadden's

Oakland Raiders Feature Clips

backup.

Jennings is working his way back from two disappointing seasons in Jacksonville. After averaging more than five yards a carry in each of his first two seasons, Jennings missed the 2011 season because of a knee injury.

He then struggled mightily last season, averaging 2.8 yards per carry and becoming the 10th back with at least 100 carries to average fewer than three yards since 2000.

"It was a lot of things," Jennings said. "Looking at film, I could've done better, but it's all in the past whatever happened. It's a fresh start as a Raider, and that's what I'm out here to capitalize on."

Jennings entered camp in a competition with sixth-round pick Latavius Murray to be McFadden's backup and seems in position to get that job because of his experience and reliability.

Murray also showed some good signs in the preseason opener, carrying eight times for 29 yards. But he has missed time throughout camp with injuries, to coach Dennis Allen's dismay.

"Being available and being accountable are two things that we have to make sure we're able to be," Allen said.

BAY AREA NEWS GROUP (OAKLAND TRIBUNE, CC TIMES, SJ MERCURY NEWS)

Oakland Raiders' Rashad Jennings has a healthy attitude

By Steve Corkran

Aug 3, 2013

NAPA -- When Rashad Jennings entered the league, he did what most rookies do when they get their first chunk of money. He indulged in a big-ticket purchase.

Instead of a house for his mother or a fancy car for himself, though, Jennings bought a hyperbaric chamber as a means of helping his body recover quicker and better from the rigors of football.

"I bought one in my rookie year instead of buying a car because I knew this was going to prolong my career," Jennings said.

Sure enough, the day Jennings arrived here for his first training camp with the Raiders, Jennings unloaded the hyperbaric chamber from his car and hauled it up to his hotel room.

The device allows Jennings to sleep in an oxygen-rich environment, which promotes healing of his body. He also is on a gluten-free diet, eats organic foods, stretches every night and delves in yoga, Pilates, acupuncture, whatever has the ability to give him an edge.

The 4-foot-by-9-foot sleeping chamber also tends to make a ton of noise. Hence, Jennings is going solo this year, whereas his teammates share a room with one other player.

Oakland Raiders Feature Clips

In Jennings, the Raiders are confident that they found a back that can make some noise as a replacement for departed veteran Mike Goodson, who served as Darren McFadden's primary backup last season.

The jury is out, for Jennings averaged only 2.8 yards per carry for the Jacksonville Jaguars last season in becoming one of 10 backs since 2000 to average fewer than 3 yards per carry with at least 100 rushes.

Goodson averaged 6.3 last season, though on only 35 carries. He bolted for the New York Jets in free agency. Soon thereafter, the Raiders pounced on Jennings.

Jennings, 6-foot-1 and 231 pounds, views himself as a lead back, though he has spent his entire NFL career backing up Maurice Jones-Drew. He is competing for the backup spot in Oakland against the likes of Jeremy Stewart and rookie Latavius Murray.

"I see myself just as a complete back, day-in, day-out, getting better," Jennings said. "Never making the same mistakes twice. I'll let the geniuses figure out where to put me on the field."

In a recent practice, Jennings was on the field as a short-yardage back. He showed little difficulty in converting third-and-1 plays during the drill.

"He's done some good things for us," Raiders coach Dennis Allen said. "One of the challenges you have for Rashad is ... Rashad's a big back, we want Rashad to play like a big back. That will be something we're going to look at as we go into the preseason is him being that big physical presence that we expect him to be."

So far, Jennings is looking more like the back that averaged 5.2 yards and 5.5 his first two seasons, respectively.

In a strange way, Jennings and the Raiders are alike in that they can't wait to put last year behind them and recapture past glory.

"These fans don't deserve that," Jennings said of the team's negative perception. "This organization doesn't deserve it. The city doesn't deserve it. Nobody on this team thinks that's going to happen this year, and we're going out every single day, erasing what happened from yesterday and preparing and focusing on turning things around."

TAIWAN JONES

ESPN AFC WEST BLOG

Taiwan Jones carving niche at 'gunner'

By Paul Gutierrez

Oct. 16, 2013

ALAMEDA, Calif. -- Taiwan Jones, drafted to be a speedy change-of-pace back for Darren McFadden in 2011 before being converted to cornerback this offseason, has found a home on special teams.

And he's made being a gunner on the Raiders' punt-coverage teams somewhat fashionable.

"I think Taiwan Jones, if he's not the best special-teams player in the league, he's one of the best in the league," said Raiders coach Dennis Allen. "He's a difference-maker in all of our coverage units.

"The type of speed that he's got, his willingness to go down and create contact and make tackles ... those are the things that you have to have and I think he's done an outstanding job."

Besides disrupting punt returners, often while being double-teamed, Jones has also flashed his world-class speed. On a trick play against Washington, he took the direct snap from Jon Condo after the Raiders shifted into a formation out of a punt with Jacoby Ford just off center. Jones then sped off for a 19-yard gain and a first down.

And, yes, while there was satisfaction in bursting down the left sideline on that play, his main job description is to blow up punt returns. And the way he's been playing the position of late -- he has five tackles on the season, including two at Kansas City last weekend -- he is getting satisfaction out of it.

"I have a lot of pleasure," he said. "I'm having fun out there. Being a gunner, it's one of those positions where it's not too much scheming; it's just man on man, mano y mano out there, and whoever has the most effort out there is going to win. That's one thing I enjoy."

Sunday, he limited Dexter McCluster to a 1-yard punt return off a Marquette King 50-yard punt in the third quarter before stopping McCluster for a 7-yard gain on a 51-yard King punt in the fourth.

"You've got to watch film," Jones said. "You've got to learn other team's tendencies, key into some of the clues they give you and use them to your advantage."

Jones said his goal is to make the Pro Bowl as a special-teamer.

"I'm shooting to be the best at what I'm doing right now," he said.

Allen obviously believes Jones is coming through on that promise.

Oakland Raiders Feature Clips

“It means a lot because when you’re putting it out on the field every day,” Jones said, “it’s good to see your head coach notice that.”

Jones is making it easy for Allen, and opponents, to notice.

Oakland Raiders Feature Clips

DARREN McFADDEN

CSNBAYAREA.COM

Motivated McFadden 'owes Raiders fantastic season'

Scott Bair

September 5, 2013

Darren McFadden hears you talking.

The Raiders feature running back knows you call him injury prone. He knows you think his best football is behind him.

That's okay. Everyone's entitled to an opinion. It won't change the way he plays football.

He takes the negativity, bottles it up and turns it into fuel.

"I feel I've shown glimpses of what I can do," McFadden said, "but I still think my best football is ahead of me."

McFadden has reason to believe a career year is upon him. He's in the best shape of his life. He's working in a downhill, gap-control running scheme that suits his rushing style.

It's tailor-made for McFadden, a fact not lost on the former first-round pick.

"The organization has shown tremendous faith in me, and I'm very grateful for that," McFadden said. "I feel like it shows real faith in me and in this offense as a whole. They clearly have confidence in my ability and what I can do in a downhill running scheme.

I'm so excited to be able to run in this type of offense again. I feel like I owe the Raiders a fantastic season."

McFadden can only do that by staying healthy. He's been hurt in each professional season, making durability the biggest knock on this undeniable talent.

McFadden doesn't like being called injury prone. Hates it in fact. But he doesn't let it psyche him out.

"I just let it roll off my back," McFadden said. "But, at the same time, you can't help but think about it. I don't want to be known or thought of as injury prone, but I have gotten hurt. It's not going to change how I play the game. If I get hurt, then I get hurt. Those things happen. I'm going to play hard."

McFadden is also going to play fast. He has the speed of a less weathered back, the strength of a short-yardage back and the agility of a big-play maker.

Fans haven't seen that because McFadden has been extremely limited during a preseason where

Oakland Raiders Feature Clips

health is the only concern. Coaches have.

"I see the speed, I see that from Darren McFadden," Raiders offensive coordinator Greg Olson said. "We haven't gotten into any real live performance where he's going to go in an carry it 20 times a game but I don't see wear and tear on this running back, I don't see a decline in speed.

"We'll get a chance to see when the regular season gets going but we still believe that we have a real fine running back."

McFadden didn't live up to that billing last season. He averaged a career-worst 3.3 yards per carry and scored just three touchdowns. Then-coordinator Greg Kanpp's zone-blocking became the scapegoat for such a performance, especially after McFadden averaged 5.3 yards per carry in the two previous seasons.

The scheme was a source of aggravation for McFadden and the offense. He admits the season wore on his psyche.

McFadden enters this season with renewed optimism about this team.

"I think we're being underestimated," McFadden said. "We're better than most people think. I think we'll win some games and prove some of our doubters wrong."

McFadden is speaking for the Raiders and himself. He considers this the most important season of his career. A second straight bomb will kill his street cred and his earning power.

He enters a contract year looking for one more big payday. He prefers his checks signed by a Davis. If he doesn't perform, that won't happen. If he doesn't perform well, a long-term contract is out of the cards, maybe forever.

"It's going to enhance your motivation. How could it not?" McFadden said. "It's in the back of your head, but I'm still focused on football. I know that, if I take care of business on the field, everything else will fall in line."

This training camp hasn't lined up perfectly. His best blocker, left tackle Jared Veldheer, is lost until midseason. The interior line is in flux and Menelik Watson is playing out of position. Despite a radical change in scheme, the stars haven't aligned.

Having quarterback Terrelle Pryor should take some pressure off McFadden and the run game, but the world still knows No. 20 is gettin' the rock. While Pryor steals headlines, McFadden's the real marquee player. Without him, the offense can't survive.

McFadden is ready, willing and able to shoulder such responsibility.

"I feel as good as I ever have," McFadden said. "I'm 26 years old, but I still feel young. I feel like it shows when I'm on the field. I can still go out and fly around and make big plays. I'm always going to give my team maximum effort. I go all out on every play."

Oakland Raiders Feature Clips

MATT MCGLOIN

BAY AREA NEWS GROUP (OAKLAND TRIBUNE, CC TIMES, SJ MERCURY NEWS)

Raiders' Matt McGloin helped Penn State program rally

By Jerry McDonald

Nov. 21, 2013

ALAMEDA -- In the wake of Penn State's Jerry Sandusky scandal, the football program had been put through the wringer: scholarship and financial penalties, bowl game bans, transfers galore. No one gave the once-storied Nittany Lions any chance for success.

In other words, it was a situation made for Raiders rookie quarterback Matt McGloin.

"It played right into his underdog story," said Penn State tackle Eric Shrive, a college and high school teammate of McGloin's in Scranton, Pa. "We knew we were in a tough situation, but we weren't going to be anybody's charity case.

"People didn't think we were any good, and Matt was going out there to prove he was the best quarterback in the Big Ten."

McGloin led the Nittany Lions to an 8-4 record under coach Bill O'Brien to help keep the program afloat.

Tennessee Titans coach Mike Munchak, a Penn State alum raised in Scranton, praised McGloin in a conference call for "being a big part in holding that place together in one of the biggest years in Penn State history."

A year later, McGloin is attempting to resuscitate the fortunes in Oakland with a franchise on its 15th starting quarterback since 2004.

In leading the Raiders to a 28-23 win over Houston, and throwing three touchdown passes in his starting debut, McGloin surprised just about everybody except those who have witnessed his magic before in Scranton or State College, Pa.

The quarterback who wasn't invited to the NFL scouting combine and not selected in the draft gets another shot Sunday when the Raiders (4-6) face the Titans (4-6) at O.co Coliseum in a battle between two teams on the outer fringe of the wild-card race.

"The mindset I've always had is that I never took a back seat to anybody," McGloin said. "I really don't look at who is ahead of me on the depth chart or behind me. I figure each day is a chance to get better, improve as a leader. Now that I'm starting, that hasn't changed."

McGloin beat out an incumbent quarterback as a sophomore at West Scranton High, beating a Crestwood team with a 25-game win streak in his varsity debut. He would go on to win two district championships. He was also the star of the baseball and basketball teams, serving as a pitcher, infielder and point guard.

Oakland Raiders Feature Clips

"He was the guy throwing the touchdown pass, making the big shot or hitting the home run, and his attitude was always the same," Shrive said. "He had that chip on his shoulder where he'd think, 'You don't think I'm good enough? Then just watch.' "

At 6-foot-1, McGloin was considered a Division I-AA prospect at best and was under the radar in part because of Raiders teammate Terrelle Pryor, who was the nation's top recruit and played in the same state at Jeannette High.

While Penn State awaited word on Pryor (who eventually went to Ohio State), McGloin accepted an invitation as a preferred walk-on.

McGloin's father, Paul McGloin, asked Matt what he would do if Pryor came to Penn State.

"He said, 'I'd wish him luck,' " Paul McGloin Sr. said, "then I'll go out there and show people what I can do.' "

Other more decorated quarterbacks came and went, but it was McGloin who ended up a two-year starter, completing 57.4 percent of his passes for 6,390 yards and 46 touchdowns.

McGloin's performance against Houston enhanced his legend in Scranton, a blue collar community that supports its own with a fervor bordering on fanatical.

When Scranton native Gerry McNamara played basketball at Syracuse, it took 50 buses to bring the town's well-wishers to the Carrier Dome for his senior night in 2006. Two of the kids on the bus were Shrive and McGloin, later high school and college teammates.

Paul and Cathy McGloin have owned and operated a Main Street Floral shop in Scranton for 34 years. All week, people have honked, waved and come in to the shop to talk about Matt.

During a meal at a diner on Mike Munchak Way in Scranton, Cathy McGloin said in a phone interview the community reaction has been overwhelming.

"It's been crazy," Cathy McGloin said. "People stop us in church and the grocery store. Everybody is waving, beeping the horn. Two nice people just stopped to say congratulations to my son. This is what Scranton's all about."

The McGloins opened their doors to as many friends as they could cram into their house to watch the Raiders-Texans game on NFL Ticket.

"Everyone was screaming, kissing, giving high-fives, jumping up and down," Cathy McGloin said.

Paul McGloin said Matt owes much of his competitive nature to his older brothers, Paul Jr. and John. Each brother is separated by seven years, with Paul Jr. old enough at 14 to change his baby brother's diapers when Matt was born.

The brothers never took it easy on Matt.

Oakland Raiders Feature Clips

"My mother used to yell at us all the time, 'Can't you let him win just once?' " John McGloin said. "We'd say, 'Absolutely not. He's never going to learn if you think that way.' "

Said Paul McGloin Jr.: "I used to say he was competitive to a fault. If I beat him in basketball, he wouldn't talk to me for a few hours."

The McGloin brothers still send Matt near-daily reminders about dedication and focus.

"He's to the point now where he'll sass back and answer, "Hey, I'm working! You don't need to tell me that," " John McGloin said.

Paul McGloin Jr., a scout for the New York Yankees, has talked often with Matt about his mental approach and said, "I don't think he steps back and looks at the magnitude of the situation and what it means."

Raiders center Stefen Wisniewski played with McGloin for three years at Penn State and said he's the same guy in an NFL huddle as he was in college.

"He was always so confident -- so confident we joked about how confident he was," Wisniewski said. "That's the way he handles himself. Players love him. He's everything you want in a quarterback."

SIO MOORE

SILVER AND BLACK PRIDE (SB NATION.COM)

Life lessons have only strengthened Sio Moore

By Marcus Allen Krause

July 31, 2013

Sio Moore was given a second chance at life. Not everyone does, just look at yesterdays tragedy for an example of two athletes that weren't granted that luxury. Texas A&M redshirt freshman Polo Manukainiu and Utah incoming freshman recruit Gaius "Keio" Vaenuku lost their lives in a car crash yesterday. Sadly all we can do at moments like this is let them truly remind us of how lucky we are to be alive.

Sio doesn't need the reminder even if some of us do forget how lucky we are from time to time. No, Sio Moore already lives his life knowing how close it was to being taken away. He has used his near death experience as motivation, always remembering how just a shake of his head could have taken his life.

Moore' s family is originally from Liberia, a country torn by a Civil War that got so bad that his parents migrated to the US in 1990. Ironically they took him from a true war zone in Liberia, to one that he put himself squarely in the middle of by associating with the wrong crowd.

Sio knows now that the people he was with were not who he belonged around. He was risking himself by being in the wrong places at the wrong times and it took a near death experience to awaken his inner warrior. He was just 14 and at a party that had just been shutdown. It was here where he had his moment of change. It came from a gunman firing at the back of his head as he fled for his life.

"I wasn't hanging around the right people," Moore told New Haven Register columnist Chip Malafronte "I was getting myself into situations I shouldn't have been in. It took a near-death event for me to realize the path I was going down was the wrong one."

"A bullet went right by my right ear and hit a car next to me," Moore said. "That haunted me for a good while. I kept thinking about it. What if I turned around at the wrong time? That bullet would have hit me in the head."

After that day Sio stopped hanging out with that crowd, he realized he must live better, and he uprooted himself on his own to make his desire for a better life a reality. He picked up the phone and he called his sister Tiplah Broadnax who is 19 years his senior and her husband Grady. He asked them if he could live with them, and then Sio promptly moved many miles away from where that speeding bullet almost took his life.

Our own Levi Damien recently interviewed Sio and he asked about that moment. Its easy to see what we all like so much about Moore when you read his response.

"Yeah, man. 100 percent. My life could have been changed multiple times. That was only once. I had Civil War broken out in 1990, I would have never came to the U.S. There are so many things

Oakland Raiders Feature Clips

that I'm thankful for, blessings and things around me."

Though the attempt at his life was plenty enough of a life changing event to change Sio deep within his soul, it would still not be all that he would face. Even after he made his way out of the life he was living and onto Connecticut University's football roster the fates would still test him more.

The new test would come at the expense of another young man who was cut down mercilessly and unjustly, though this was no accident like what took the lives of Polo and Keio. The test would come at the expense of a teammate, a leader of the Husky defense, and a friend who was succeeding at life in a way few are lucky enough to experience. The test would come at the expense of UConn DB Jasper Howard, who was stabbed to death in a senseless crime that happened on campus in 2009.

Now Sio Moore lives life to the absolute fullest. He carries a reminder of his friend Jasper with him everywhere, he has a tattoo in memory of him across his mid-section in the same area that Howard was stabbed in. Its another reminder of the pain he has gone through that has strengthened his resolve, the same as another tattoo that depicts his life without his father has.

Though those tattoos remind him of the pain he felt, there is also hope and love deeply involved in them. The hope in the tattoo of Jasper is the hope of honoring his lost friend, the hope of living his life in a way that would make Jasper proud. It's a reminder to never again take his life for granted, which is a hope that we could all use instilled in us.

The tattoo about his father has a man and a boy standing next to each other with a space between their reached out hands, which Sio says is to symbolize his non-relationship with his own dad. The hope is there though still because he plans on uniting the hands the day he has a child. The tattoo is there to remind himself to be a better father than the one he had, which is a hope that many people understand more than words can express.

Seeing the strength of Sio's commitment to life is what so many of us are drawn to. We don't know yet if he will be able to play in the NFL, but he gives every reason there is to believe he can. He is the change we need in this franchise and the hope we all have for the Raiders future. Its a lot of pressure but it feels right to put it on Moore's shoulders. After all, his life has shown that he is already a man that refuses to break.

TERRELLE PRYOR

SPORTS ILLUSTRATED

For Pryor, challenge of being first-time starter extends beyond field

By Jim Trotter

Nov. 14, 2013

It's midday of an October Friday, and with the Raiders in their bye week after losing four of their first six games, many players have left town to recharge and regroup. Quarterback Terrelle Pryor isn't among them. He's spent this morning at the team's training facility in Alameda, Calif., devouring digital cut-ups for things to work on, most notably not drifting in the pocket when taking snaps from shotgun formations.

Despite showing promise over the first half of the season -- his 58.9 completion percentage tops that of Andrew Luck, Tom Brady and Eli Manning, for instance, and his 63 rushing yards per game lead all quarterbacks -- he has been sloppy at times, especially in the previous Sunday's 24-7 loss at Kansas City. So he grabs a football and corrals quarterbacks coach John DeFillipo and prepares to head out back to an empty practice field, only to receive word from GM Reggie McKenzie that the impromptu session was impermissible because it would violate the collective bargaining agreement, which requires players to have four consecutive off days during the bye week.

Undeterred, Pryor tucks the ball and relocates to an off-site field where he practices his drops until his quads burn and sweat beads roll down his face. Then he slides into his sleek black Mercedes coupe and heads to his townhouse at the end of a cul-de-sac in the Oakland Hills. The view is spectacular. From the living room he can see the Bay Bridge to the right, and past it, San Francisco, partially hidden by a low marine layer. In the valley below sits antiquated O.co Coliseum, where he plays home games and two weeks prior led a stunning late-night upset of the Chargers, in which he completed 18-of- 23 passes for 221 yards, two scores and a 135.7 passer rating.

But football is the last thing on this 24-year-old's mind right now; his body is tired, his head sleepy. He has put in more practice hours and taken more game snaps in the first six weeks of 2013 than he did in his first two years combined, when he was a backup. He wants to nap as he unfolds his 6-foot-4, 233-pound frame over a white leather chair, but he's unable to do so because punter Marquette King, a close friend, and marketing manager Tyler Acevedos are visiting. A national media outlet also is calling repeatedly in hopes of setting up a photo shoot the next day, and two other journalists from another national magazine are waiting to conduct a previously scheduled interview.

Such are the blessings and curses of being a starting quarterback in the NFL. For Pryor, who entered the league as a third- round supplemental draft choice in 2011, his time was basically his own his first two seasons. He was third on the depth chart, which meant he was basically invisible to coaches, whose time was spent preparing the starter and, to a lesser extent, the backup each week. But that changed before the season opener, when Pryor beat out Matt Flynn for the starting job. After doing only a handful of interviews each of his first two seasons, he received 50-75 requests in the first week he was formally named the starter. His life has not been

Oakland Raiders Feature Clips

the same since.

Over the first eight weeks of the season Pryor provided SI with a behind-the-scenes glimpse of what young quarterbacks face when becoming a full-time starter for the first time. Talents such as Andrew Luck, Robert Griffin III and Russell Wilson made it look easy last year, when they led their clubs to the playoffs as rookies. But the challenges are significant. The most notable for Pryor were learning to manage his time and outsiders' expectations; establishing himself as a leader; and dealing with adversity.

If Pryor didn't realize the responsibility that comes with being the face of a franchise beforehand, he did early in the season when a fan approached him. Like most who run into the former Ohio State star around town, the fan just wanted to say hello and offer a few words of encouragement. But this time was different because the fan became overly emotional. Tears ran down his face as he thanked Pryor for bringing hope to a franchise that has not had a winning season since 2002. Pryor didn't know how to respond. This was deeper than football. He knew the pain of losing a game, but seeing someone who had lost hope -- and now rediscovered it -- was a sobering lesson that he was accountable not only to his teammates and coaches, but also a fan base starved for success.

Pryor smiled and hugged the fan. Football players often are erroneously viewed as brutes who lack compassion, but the exchange clearly resonated with Pryor. Since leaving Ohio State a year early after being suspended for receiving improper benefits, he has become more spiritual and appreciative of friends and supporters. It's common for him to tell friends to text him when they get home so he knows that they've arrived safely. He is similarly concerned when it comes to his team, which he's learned leads to physical and mental fatigue.

That wasn't an issue his first two seasons, when he was the forgotten man as the No. 3 QB. He knew there was virtually no chance of playing on Sundays, so he would arrive at the Raiders' headquarters shortly before the first meeting and head home almost immediately after the last one. He worked hard in between, but when the work day was over he often was home by 3:30 or 4 p.m., stretched out on the couch, watching a movie or fiddling with a Madden controller. "I figured, 'Hey, if they don't want me to play ...'" said Pryor, who now can be found at the facility from 5:30 a.m. to 8:30 p.m.

The "office" has become a sanctuary for Pryor, who has become a target since moving into the starting lineup. People want to greet him, take a picture, get an autograph. Now, if he's in the mood for relative privacy, for a dinner without interruption, as he was three nights before a Week 4 game against Washington, he'll drive 20 miles east, through the Caldecott Tunnel, to the less intrusive suburb of Walnut Creek. But even there he's not entirely safe. His waiter at an upscale steak house gets tongue-tied discussing the specials because, he says, he's a huge Raiders fan; his mom even worked at a popular sports bar frequented by Raiders fans.

The reality is that there's no place for Pryor to hide, not even in his own locker room. Quarterbacks face more scrutiny than any other player. He's the person who sets the tone for the team, and how he handles a difficult situation -- a loss, an injury, a locker room issue -- could have a ripple effect. If he is lackadaisical in his approach, others might be as well. If he takes short cuts, they might too.

Oakland Raiders Feature Clips

That lesson was driven home early this season after Pryor was late for an offensive meeting because, well, he needed a few extra minutes in the bathroom. Irritated by this, offensive coordinator Greg Olson let him have it. Olson, who is liked and respected by his players, demands accountability from them. In this instance he reminded Pryor that everything he does has consequences, good or bad. If the starting quarterback doesn't think it's important to be at a meeting on time, regardless of the reason, then why would someone else?

Now, Pryor says he's so aware of Olson's words that he hesitates to hit the head even when he has the urge.

In most organizational models, the quarterback sits at the top of the pyramid when it comes to players. He's the guy who sets the tone and holds others accountable. But if you're Pryor, and you've had only one start coming into this season, how do you lead when all you've done for two years is follow? How do you make your voice ring resoundingly when for two years your role was to be seen and not heard?

"There's a respect factor involved," Pryor said. "I like to challenge everyone on the team, not just the offense. But in the beginning I couldn't do that because -- imagine that you're [defensive end] Lamarr Houston and you're a solid player, been in the league four years, one of the team captains, you've got respect in the game, and I come up to you and say, 'Hey, pick up practice.' You would look at me sideways and smirk. But if you earn your way and you get a little respect and you go up to him and say that same thing, it's different. He'll respond."

But how best to do that? Working hard and making plays are definite requirements, but there's so much more to being someone who commands respect in and outside the locker room. Lamonte Winston, the Raiders' Director of Player Engagement, has been instrumental in helping to develop Pryor as a leader. He studies him during practice and games and meets with him weekly to discuss the necessary characteristics of being an effective leader. Their early talks dealt with being a professional and managing the media. Look reporters in the eyes, Winston said. Keep your head up. If you've got a baseball cap on, raise the bill so people can see your face, he said. He reminded Pryor that the media were there to see and hear him, so don't act like it's an imposition to be there. Engage them.

Later their conversations turned to things that happened in the game. Winston can recall an early-season matchup in which Pryor was upset about something that happened on the field and vented as he came to the sideline. The rant didn't stop there, however. Pryor kept venting for everyone to hear. The next week Winston informed him that the behavior would push away teammates instead of unifying them. Pryor took the words to heart and has since been much more conscious of his words and actions in the heat of the battle.

"Terrelle is a very conscientious young man," Winston said. "He wants to do well. He wants to be really, really good. The thing he had to learn was that when you sit in the captain's chair as a quarterback, all eyes are on you. There's a default look that we all have when you think nobody is looking at you, and he didn't know that he had that. I said, 'How you carry yourself is important.' It's an unwritten part of the job, but it's there. If you don't play well, you should have the same confidence and look and approach to folks as when you do play well. We have to assume our responsibility. People want to see the consistency in your personality. That's the development of a great leader. Once Terrelle understands something from a trusted source, he'll do whatever it

Oakland Raiders Feature Clips

takes to change."

Pryor now has earned the right to have his voice heard in practice and meetings. He has no reservations about speaking up or speaking out. In practice, when the tempo is lacking, or he sees an offensive lineman dragging and sucking air, he'll sprint downfield after a handoff even if the play doesn't call for him to do so. Then he'll hustle back to the huddle, showing his teammates that he's willing to do more than what's asked of him. That he's holding himself accountable.

"I try to pick guys up and make them play to a level of expectation," he said. "I feel like I have a connection with everyone on the team, that I can challenge them without them taking it wrong. I challenge them to be great."

After a Week 1 loss to Indianapolis, which concluded with him throwing an interception at the Colts' six-yard line in the final minute with the Raiders trailing by four, Pryor was more angry than disappointed. He felt he had lost the game not by throwing the pick, but by taking a 16-yard sack two plays earlier, on first-and-goal from the 8. When told afterward that Indy's coaches were effusive in their praise of him, he said: "Tell them they won't beat me again. ... They got lucky."

Cocky or confident, it was just the right tone for a team seeking a return to relevance. If he didn't believe it, why should his teammates?

Winston thinks it's working, and he points to the reception Pryor received two weeks later when, after sitting out Wednesday and Thursday practices while recovering from a concussion, he returned to the field on Friday. Offensive linemen stopped what they were doing and approached the QB. It was a sign that they not only cared about him, but they trusted him as the guy to lead Oakland back to respectability.

"It was so awesome that I brought it up to him later," Winston said. "I wanted him to understand what had happened. That was a huge moment. When nobody was looking, when it was just him and his offensive line, there was that bonding moment. How great was that?"

It's a harsh reality of the NFL: First-rounders and high-price free agents traditionally get more time to work through their struggles because their teams have made significant investments in them. But when you're someone like Pryor, a third-round supplemental pick who early on had the stigma of the Ohio State scandal attached to his back, your opportunities aren't usually as plentiful. A few bad performances, an injury and -- who knows?

Pryor was reminded of this on the evening of Oct. 5, while communicating with fans on Instagram. He had played reasonably well in the Raiders' first three games -- a close loss to Indy, a win over Jacksonville and a loss at high-powered Denver -- but now fans were asking him about the Raiders' reported interest in QB Josh Freeman, who had been released by Tampa Bay two days earlier. Pryor was blind-sided.

"When I heard about it, I'm like, 'Geez, I haven't played terribly,' " Pryor said the following night after an impressive showing in the win over San Diego. "The two losses -- Indianapolis and Denver, are two of the top teams in the league. I was thinking, Maybe they [the fans] don't like

Oakland Raiders Feature Clips

me."

Pryor smiled as he said it, but McKenzie, who was not with the team when Pryor was drafted, wasn't joking when he said after the San Diego victory that his job is to assemble the best 53-man roster possible, then let players compete for playing time. In the Raiders' eyes, Pryor remains raw, particularly as a passer. That's not surprising considering he averaged just 159 pass attempts over his three seasons at Ohio State. Pryor's strength always has been his dynamic running ability, and the hope in Oakland is that he will one day complement that with an improved passing game.

In the meantime, they remain non-committal on him longterm (he's in Year 3 of a four-year rookie deal). They need to see more plays like this one against the Chargers: Midway through the fourth quarter, San Diego had cut Oakland's 24-3 lead to a touchdown. The Chargers had momentum and the Raiders faced 3rd-and-14 at their own 41; a defensive stop would've given San Diego great field position for a potential tying score. Instead, Pryor eluded a would-be sack in the pocket, sprinted to his right and lasered a 19-yard completion to Brice Butler. Four plays later, Sebastian Janikowski kicked a 50-yard field goal for a comfortable two-score lead.

Still, it's games like the following week's loss at Kansas City that give Oakland pause. There, Pryor was sacked nine times and threw three interceptions, one more than he accumulated in his first four games combined. The QB easily could've pointed to his third-string center and left tackle or to his reserve right/left guard, but Pryor put the performance on his own shoulders. He missed protection calls at times and forced plays at others.

"We were down 14-7 and we were getting first downs, but every time we got near the 50 we had to punt," he said. "Their quarterback, Alex Smith, was managing the game better than me, checking down and moving the chains. So, I was like, I've got to make something happen. I've got to make something happen. I've got guys who look up to me as a leader, and they're saying they need me to make a play. I got caught up in that trap and tried to do more than I should have."

Raiders coach Dennis Allen has said on multiple occasions that one of the things he likes about Pryor is his ability to learn from his mistakes, and the first-year starter's words suggest the coach is on to something. "I truly believe [we were] meant to run into Kansas City this early so I could learn and understand situations," Pryor said. "Managing the game is going to come up at important times. I don't know when or where, but I know it will be important."

The words proved prophetic following the bye, when the Raiders held off the Steelers after building a 21-3 lead. But the past two weeks have involved more learning and more growing pains, first a 49-20 loss to the Eagles and a 24-20 defeat against the Giants. Pryor struggled against Philadelphia and failed to finish the game because of a knee injury. It wasn't the first time he had dealt with adversity, and it won't be the last. (Pryor faces another challenge this week as the knee injury suffered against the Eagles continues to plague him.) The unanswered question is, how will he handle it? Before finally taking a nap during the bye week, he addressed the ups and downs of being a young starting quarterback as follows:

"I'm enjoying the process of getting better," he said. "I know I'm not the greatest, but I kind of amuse myself in my mind by acting like I am. That's how you've got to be. That's the first step to achieving your goal. There are so many things you have to deal with as a young quarterback that

Oakland Raiders Feature Clips

if you don't believe in yourself, who will?

Oakland Raiders Feature Clips

MARCEL REECE

BAY AREA NEWS GROUP (OAKLAND TRIBUNE, CC TIMES, SJ MERCURY NEWS)

Raiders' Marcel Reece not looking for leading role

By Jerry McDonald

Dec. 11, 2013

ALAMEDA -- Chances are Marcel Reece will again recede into the background with leading rusher Rashad Jennings having recovered from a concussion.

Having played in less than half of the Raiders' offensive snaps this season, Reece by necessity was on the field for all but two snaps in a 37-27 loss to the New York Jets.

The result was 19 carries, a career high 123 yards rushing, acknowledgment of a job well done and likely an immediate future of being shuttled on and off the field depending on the down, distance and play call when the Raiders play the Kansas City Chiefs on Sunday at O.co Coliseum.

Yet Reece has no illusions of morphing from versatile fullback to lead tailback.

"I don't worry about that, I don't think about that," Reece said Wednesday. "The two initials next to your name on the roster mean nothing. I don't worry about my position. I just worry about making plays for my team and helping us win.

"Whatever these coaches need me to do, whatever my team needs me to do, I'm going to do it."

When the Raiders needed Reece to do everything against the Jets, he was up to the task, with the highlight being a 63- yard touchdown run that jump-started a sagging offense.

"He had to carry a load," Jennings said. "He had to block and run deep routes and churn out tough yards. He had a big run through an arm tackle before showing his speed."

A college wide receiver at Washington, Reece retains those skills in a 6-foot-1, 255-pound frame to go along with reasonable success running from scrimmage despite minimal work as a lead runner.

Reece did have a four-game stretch last season where he rushed 54 times for 261 yards when Darren McFadden and Mike Goodson were out with injuries, then carried only four times in the last four games of the season when they were healthy.

With McFadden missing practice Wednesday with an ankle injury and not likely to face the Chiefs, Reece will spell Jennings as the lead runner.

"When he has gone into the game, he has had some success," Raiders coach Dennis Allen said. "He's a pretty patient runner, has pretty decent vision. I thought he did a great job on the long run of being able to hit the hole and split the seam. He probably doesn't have that explosive, breakaway type of speed, but nobody was catching him."

Oakland Raiders Feature Clips

If Reece has any thoughts on gaining a rhythm as a runner with more work, he hides them by putting up a team-first front.

"I don't really think about it as an individual," Reece said. "It is important for us to get into rhythm as an offense, to stay on schedule. To get three, four yards on first down, to keep things manageable on third down so they can't get into those abstract blitzes. Our playbook opens up. As an individual you really don't think about it."

Oakland Raiders Feature Clips

NICK ROACH

ESPN AFC WEST BLOG

Roach at the middle of revival of Raiders' D

By Paul Gutierrez

November 22, 2013

ALAMEDA, Calif. – The improvement of the Oakland Raiders' defense has been as stunning as it has been rebuilt.

With 10 new starters, the Raiders just a few weeks ago had the 10th-ranked defense in the NFL (the anomaly that was the blowout loss to Philadelphia has them at No. 17 overall now), and they currently have the No. 6 rushing defense. Last year, Oakland was 18th against the run.

At the center of this Raiders revival is their new middle linebacker, Nick Roach. A year after Oakland finally gave up on a failed first-round draft pick in Rolando McClain, Roach has been a model of consistency. And calm.

"Nick is amazing in how fast he can go to the next play," Raiders defensive coordinator Jason Tarver said. "He's just onto the next play. He will align guys and use his rules.

"The guys that can focus in the moment like that are special, and he's special that way. He can just flush whatever has happened [and] go onto the next play, which allows you to do those things. It really does."

Roach spent his first six seasons with the Chicago Bears, where he was primarily a strongside linebacker. He signed a free-agent deal with the Raiders in March and moved to the middle, and he now leads the team with 68 tackles (48 solo) and has two sacks.

Perhaps more impressive is the fact that he has yet to come off the field, having played all 688 snaps this season, per Pro Football Focus.

Roach shrugged.

"I feel like that's just part of the job description," he said. "I wouldn't like to come off the field at any point. I realize that it's a blessing to be able to play all the snaps because things happen that are out of your control all the time. So hopefully I've been able to take advantage of it to the fullest so far."

There have been no complaints.

"Beyond being a good player, Nick's a good person," said rookie linebacker Sio Moore. "I think that's what correlates to his field play and, really, how he prepares, how he goes about his business on the field. I sit next to him every day, so I try and take something from him every day.

"He doesn't say much. He just goes out there and is effective."

Oakland Raiders Feature Clips

Indeed. In last week's win over the Houston Texans, Roach got his first career interception when he picked off Case Keenum with about four minutes to go in the first quarter. The takeaway set the Raiders up at the Texans' 16-yard line, and one play later, Matt McGloin hit Rod Streater for a touchdown and a 14-0 lead.

"Every dog has his day," Roach said. "I'll put it that way."

Especially if said dog plays every snap.

SAN FRANCISCO CHRONICLE

Raiders' Roach masters art of leading the defense

By Vic Tafur

November 2, 2013

Nick Roach grew up drawing pictures and went on to earn a degree in art theory and practice at Northwestern. He's always working on a sketch in his mind, and the one of his budding football career is finally ready to hang on the wall. Seven years along, the last details and shadings are becoming clear as he leads a resurgent Raiders defense.

Oakland, which hosts Philadelphia (3-5) Sunday, is a surprising 3-4 largely on the back of its defense. Safety Charles Woodson is the one star, but the other pistons have been firing pretty well, too - and Roach, the once-undrafted middle linebacker, is the fuel and air.

Roach calls the plays, and he is adept at both run defense and pass coverage.

"He is the leader of the defense," defensive end Lamarr Houston said. "He runs the whole machine. He is the guy behind the curtains, and he never shies away from it."

The Raiders, sixth in the NFL in run defense, have held three opponents under 40 yards rushing after doing that just four times in the previous 10 seasons. Oakland also blitzes often and from everywhere, and already has 21 sacks after having 25 all of last season.

The biggest difference is Roach - and the guy he replaced. Rolando McClain, the Raiders' first-round pick in 2010, was supposed to be everything Roach is now, only in a bigger package. But McClain struggled on the field and was often in trouble off it. The Raiders have 10 new starters on defense now, and the one holdover, Houston, acknowledged the importance of the McClain-to-Roach transition.

"It is different, it is," Houston said. "That was the point of them going out and getting guys that will fit in and do what they're supposed to, understand what they're supposed to do and how they're supposed to do it."

"That's a testimony to (general manager) Reggie McKenzie and (coach) Dennis Allen as to how they put this team together."

Roach got a four-year contract on a defense largely consisting of one-year free agents. He wasn't

Oakland Raiders Feature Clips

daunted by the task of strangers coming together to play defense, taking a direct, humble, hardworking approach at training camp. Roach admitted his mistakes and implored teammates to grow together.

"Defense isn't about how many guys have been together before," Roach said. "It's just if guys have played good football before. Guys wanted to win, and that was the foundation."

Roach has spent seven years building his own foundation, going from an undrafted player out of Northwestern to the Chargers' practice squad in 2007 before getting picked up by the Bears.

He was a backup, an outside linebacker and a middle linebacker when Brian Urlacher was hurt. Then he packed up the RV and headed west when Oakland signed him this offseason.

McKenzie, Allen and defensive coordinator Jason Tarver loved Roach's understated approach, intelligence and underrated playmaking ability. The one question mark was if Roach was, at 6-foot-1, 234 pounds, a bit undersized for a middle linebacker, but Tarver shook his head.

"Undersized is one thing, and the ability to get off the block is another," Tarver said. "Nick knows how to use his hands and has long arms for his body."

"You can look at the guys I was around before, Patrick Willis and NaVorro Bowman - Nick is a little bit lighter than those guys, but they're similar in arm length so they can shed and get off blocks."

Roach was a running back in high school, and can still find the open space as a linebacker.

"He's been a pleasant surprise," former Eagles scout and radio analyst John Middlekauf said. "He was a demon on special teams when we used to play the Bears, and now he is a consistent, efficient tackler."

Roach has a team-high 39 tackles, according to Pro Football Focus, to go along with a sack, eight quarterback hurries and two forced fumbles.

"We put a lot on him," Allen said. "He's accepted that challenge, and I think he's been an outstanding player for us."

JASON TARVER

CSN BAY AREA

Jason Tarver uses passion to vault Raiders' no-name defense

By Scott Bair

November 1, 2013

Jason Tarver has never been more popular, a product of being famous and infamous at the same time.

The Raiders defensive coordinator has received praise for vaulting a no-name defense (save Charles Woodson, of course) into the NFL's top 10. His inventive blitz schemes have helped exceed expectations as the Raiders push for a .500 record Sunday against the Philadelphia Eagles.

Oh, and he may have flipped off some game officials. And was caught on camera. He now has a commemorative hashtag on Twitter. There may or may not be T-shirts.

#Tarvering is just a fad. His defensive scheme is not. Neither is his passion for the game or his desire to win or his defense's faith in the Tarver way.

While a momentary lapse in judgment wasn't condoned, those who know him best didn't vilify it.

"The only thing I'll say is I think he's done an outstanding job with this defense," Raiders coach Dennis Allen said a day after the incident. "I think he's a fiery and emotional guy, and I think our players have really taken to that. I think they've embraced that type of attitude, and I think he's got the defense playing at a high level right now."

Allen said it best. Tarver coaches with passion. His defense plays with it.

The often-wacky, never-dull, always-engaging 39-year old Bay Area native drives his players to do so. The man many call the "mad scientist" – Tarver has a master's degree in molecular biology and biochemistry. True story. And he wouldn't have it any other way.

"I think that D.A. [Dennis Allen] gave me a great compliment Monday when he said that I coach with passion," Tarver said after Thursday's practice. "If you're going to do anything in life, you want to be the best. Why limit yourself?"

"That's what we talk to the players about. We say, 'You guys can run and you're smart and you love this game, so if you love this game why limit yourself? Why say, 'I can't do that,' ever?'"

Pundits said the Raiders wouldn't be able to keep up on defense. Not with nine (now 10) new starters. Not without young star power. Not with so much dead money spent on castaways.

The Raiders ignored all that. They kept their heads down and worked and grew and learned to play as one. Now they're showered with compliments. The Raiders are 10th in total defense and sixth against the run. They have 11 takeaways in five games. They have 21 sacks from 14

Oakland Raiders Feature Clips

different defenders.

That's part personnel, part belief in the scheme.

"J.T. gives everybody confidence that they can make a play," linebacker Sio Moore said. "If you buy in and work hard, he'll put you in position to make a game-changing moment."

That's the message given to his charges, with aforementioned numbers to support it.

"There are no perfect calls; there's only perfect execution," Tarver said. "That's how we approach it. We say, 'Hey look, do your job. Do your job, and do it with that kind of passion.' If you're not doing it with passion, you're going to hear about it, but there are very few of our guys who are that way."

"That's why we're thankful to (general manager Reggie McKenzie and Allen) for who they brought in and who they keep bringing in, because these guys want to be great. Greatness is not one thing. It sure as heck doesn't have to do with me. I don't cross that white line. I don't play. My job is just to put them in position to make plays."

Tarver gets excited when they do. Raw passion comes out in practice and occasionally on the sidelines, where he has to rein himself in. He failed to do so when cornerback Mike Jenkins was improperly flagged against Pittsburgh for striking a defenseless receiver. A middle finger came flying out, an act of frustration normally dealt with in other ways.

"Well, you better have just an outlet (for the emotion)," Tarver said. "I'll quickly take a deep breath or say something, and then you go to the next play. I mean, that's what happens, so that's it. You've got to let it go. You breathe; you go to the next play."

Tarver finds solace in the film room, where it's crystal clear he's doing something right.

That was evident after Jenkins sniffed out a screen pass in the first quarter of Sunday's game versus Pittsburgh and made a terrific open-field tackle that forced a punt. Before Jenkins could get up, the entire defense mobbed him in celebration.

Tarver watched that play again and loved everything about it. Great read, flawless execution and, most importantly, everybody reveled in a job well done.

"That moment is what it's all about," Tarver said. "When we put on our black jerseys, that's what we want to do. We want every guy to be on the screen at the end of every play and enjoy the heck out of playing football."

Oakland Raiders Feature Clips

BAY AREA NEWS GROUP (OAKLAND TRIBUNE, CC TIMES, SJ MERCURY NEWS)

Raiders' mad scientist of defense: Tarver has Oakland on upswing

Jerry McDonald

October 21, 2013

Jason Tarver recalls meeting with 49ers general manager Bill Walsh, coach Steve Mariucci and front office executive Bill McPherson in 2001, hoping to get a job as a low-level assistant coach.

His résumé included a master's degree in biochemistry and molecular biology and an award bestowed by the UCLA chemistry department for distinguished teaching in biochemistry.

All which of made Walsh wonder why Tarver was sitting at the table.

"The first thing he asked me was, 'Why don't you go out and invent something?' " Tarver said.

A dozen years later, Tarver, in his second season as defensive coordinator, has helped reinvent the way the Raiders play defense.

Quarterbacks Philip Rivers of San Diego and Alex Smith of Kansas City came out of games against the Raiders talking about the confusing array of blitzes and alignments thrown their way.

Long a four-man rush team with press coverage influenced by the late Al Davis, the Raiders under Tarver and coach Dennis Allen are mixing coverages, blitzing often and seldom showing the same thing twice.

There are 10 new starters, none of whom were big-ticket items in the offseason but have the shared trait of being enthusiastic workers who believe in team defense.

Of the 16 sacks generated by the Raiders, Lamarr Houston has the most at three, and the remaining 13 are divided among 11 players.

Opponents are averaging 22 points per game and 99.0 yards per game rushing, with only the Denver Broncos and Peyton Manning putting up the kind of points (37) and yardage (536) the Raiders have given up far too often in the last 10 years.

The Raiders are faster, are better tacklers and playing smarter than at any time in recent memory, and Allen credits Tarver with allowing his unit to play as fast as possible.

"He's really smart, and he's able to take something that might seem complicated and make it as simple as he can for the players," Allen said.

Free safety Charles Woodson, aware of Tarver's advanced education, has a mental picture of his coach in the role of a scientist.

"A lab coat, glasses, pens in his pocket," Woodson said. "I can see the whole thing."

Oakland Raiders Feature Clips

Tarver, 39, who chose coaching over medical school, doesn't see his career path as unusual. Chemistry, like coaching, is about applying rules and logic to solve problems.

"You don't know how that weird-shaped brown ball and 22 pieces are going to move," Tarver said. "It's the ultimate puzzle -- a human puzzle."

In truth, for as good as Tarver was in his studies at Pleasanton's Foothill High, Santa Clara University and graduate school at UCLA, his passion was always football.

A safety at Foothill for coach Matt Sweeney, Tarver immediately took to scouting and preparation, which made up for what he lacked in pure athletic ability.

"He was just so off-the-charts smart," Sweeney said. "He was a 17-year-old that really could have been hanging out with 40-year-olds. Sometimes you win because of a certain number of guys who are behind the scenes acting like a coach with his classmates. That was Jason."

As a senior, Tarver blew out his anterior cruciate ligament, and according to Sweeney, "played his whole senior year without an ACL. He just put on a brace and lived with it."

Still living with it, as it turns out. Tarver had arthroscopic knee surgery last Thursday and was back in the office watching film by midafternoon.

Tarver's father is a research chemist at Lawrence Livermore Laboratory, while his mother, sister and brother are all educators.

"We didn't talk about if we were going to college," Tarver said. "It was about where and when you would go to college."

Jon Evans, a Foothill teacher and assistant football coach who was a close friend of Tarver's brother James, spent much of his youth at the Tarver home. On the court where they lived, pickup football and basketball games were daily occurrences, with Jason doing most of the organizing.

Although Tarver was an "A" student, Evans can't remember a time when he saw him doing homework.

"He was always working on football and studying Coach Sweeney's game plans," Evans said. "I don't think he had to spend a lot of time to get straight A's. I don't think he was challenged academically until he got to college."

Tarver was a biochemistry major at Santa Clara but played football at West Valley College in Saratoga after Santa Clara dropped football. He worked for a year as an assistant coach at West Valley and caught the coaching bug, which he took with him to UCLA -- where Tarver worked as a graduate assistant coach and eventually as an instructor while getting his master's degree.

"I would finish with spring ball, throw a lab coat over my football coaching stuff and literally run across campus to teach a four-hour lab, and I loved it," Tarver said.

Oakland Raiders Feature Clips

Raiders running backs coach Kelly Skipper, then the offensive coordinator at UCLA, said Tarver was immediately identified as an "out of the box thinker" who absorbed everything he could on both sides of the ball. The coaching staff was both amazed and amused at Tarver's workload and surprised that he seemed like a fairly normal person.

"The thing about him is here's a guy with that kind of intellect, and he relates to people so well," Skipper said. "He's not off in his own little world. I think that's what makes him a pretty good coach, because he can talk to players. He can talk to anyone, at any level."

When Tarver interviewed with the 49ers to be a quality control assistant, he talked for 3½ hours with Walsh, Mariucci and McPherson, got the job, and remained on the 49ers staff through the tenures of Mariucci, Dennis Erickson, Mike Nolan and Mike Singletary, coaching both offense and defense.

Tarver was hired by David Shaw to be co-defensive coordinator at Stanford before moving on to the Raiders last season.

His coaching style is best described as relentlessly positive, and players appreciate the freedom to make their own adjustments within the system.

"He doesn't coach any robots," cornerback Tracy Porter said. "He calls the play, and if you see something different and make the play, he's all for it."

Said linebacker Sio Moore: "He allows you to just go, and gives everybody the confidence to make a play. Once you understand a piece of his brain, what he's trying to do, it makes things less complex. It makes it easy."

THE TARVER FILE

Name: Jason Tarver

Job: Raiders defensive coordinator

Age: 39

Bay Area stops: Foothill High (Pleasanton), Santa Clara University, West Valley College, 49ers, Stanford, Raiders.

Advanced degrees: Masters of biochemistry and molecular biology from UCLA.

Quotable: "He was just so off-the-charts smart," Foothill High coach Matt Sweeney said. "He was a 17-year-old that really could have been hanging out with 40-year-olds. Sometimes you win because of a certain number of guys who are behind the scenes acting like a coach with his classmates. That was Jason."

Oakland Raiders Feature Clips

CHARLES WOODSON

CSN BAY AREA

'Old man' Woodson drives Raiders defense

Scott Bair

September 17, 2013

The Raiders were seven yards from wasting a near-perfect start, and Charles Woodson could sense disappointment wearing on the huddle. The Jaguars marched right downfield, with little sign of slowing before pay dirt.

This defense -- this team -- needed a pick-me-up. The veteran free safety knew words wouldn't work. Actions would speak louder.

Maurice Jones-Drew ran left toward the pylon, and Woodson was presented with an opportunity. He could pursue him toward the goal line and push him out of bounds just in time.

Woodson went with Option B. D.J. Hayden was getting manhandled by a blocker twice his size, creating a bubble for Jones-Drew that could only be popped from the top.

Woodson took flight, sailing over left tackle Eugene Monroe completely horizontal. He hit Jones-Drew unaware, knocking him out of bounds after a 3-yard gain.

The crowd went nuts. So did the Raiders defense. Woodson drew a wry smile with one thought in mind. Mission accomplished.

Woodson killed the Jaguars momentum -- they settled for a field goal -- energized a sulking defense and got the Raiders back on track in their 19-9 win over Jacksonville. In short, the 36-year old did his job.

"That was a critical play in the game and a big momentum builder for us," Raiders coach Dennis Allen said. "You could feel the enthusiasm of the whole stadium when he made that play on Maurice Jones-Drew.

"Charles has been a heck of a football player for us. He's been a great leader for us. He's been everything that we had hoped for and anticipated when we brought him here."

The Raiders needed a veteran to mentor a young team in transition in the locker room and on the field. The 36-year old's wisdom and his status as a Bay Area icon ensured the former. It was uncertain how much the old man had left.

The NFL wasn't so sure. A humbling free agent tour expressed that. The Green Bay Packers thanked him for seven excellent years and moved on. The Denver Broncos wouldn't offer a dime in guaranteed money. The San Francisco 49ers took a pass.

The Raiders made him feel welcome, wanted. They gave him a real chance, and Woodson has

Oakland Raiders Feature Clips

rewarded them with excellent play at retirement age.

"All I hear these days now is 'old man,'" Woodson said. "Like I told these guys when I first got here, man, I love playing football. Those kinds of plays, like the one from Sunday, are second nature. As long as I'm out there on the field, that's the kind of effort I'm going to give."

That's the effort Woodson expects from others. He hopes unspoken peer pressure brings out the best in these Raiders.

Woodson's leadership gives the Raiders faith they can survive without a talent like Tyvon Branch. His play within a strong secondary gives the team a puncher's chance on Monday night against quarterback Peyton Manning and the Broncos.

That's because Woodson has made more than one big play. He led the team with six tackles last week and had three the week before. He can rush the passer, but is generally the last line of defense on passing downs. By doing so well, it gives coordinator Jason Tarver the confidence to blitz defensive backs without feeling vulnerable in the passing game.

Woodson is happy in this place, and in awe of the fan response that prompted him to re-sign with the team that drafted him.

The defense was announced before Sunday's home opener and, cheers reached a crescendo at No. 24. A few quarters later, Woodson eclipsed himself with that awesome, flying strike.

"It was one of those sellout plays that you need during the course of a game that hopefully can turn the tide and give you some momentum," Woodson said. "That's what I love to do."

SPORTS ILLUSTRATED

Candid Charles Woodson out to prove the doubters wrong

Jim Trotter

August 20, 2013

NAPA, Calif. -- Raiders safety Charles Woodson doesn't believe in taking the scenic route. He wants to get from Point A to Point B as quickly as possible, not only on the football field but also in conversation. Consider his response when asked whether he pays attention to reports that his game has slipped in recent years.

Many players would respond with verbal detours. They'd rather give out the password to their bank account than publicly acknowledge an outsider's criticism. Not Woodson, who is returning to his Oakland roots after seven seasons with the Packers. He goes straight at the subject as if it were an unprotected quarterback and he was coming on a blindside blitz.

"I read all of it," the 16-year veteran says, smiling. "Basically they say I can't do it. They say I haven't been getting it done for the last three years. I've read a lot of things like that -- that I've been declining every year, which is funny because I was just All-Pro two years ago.

Oakland Raiders Feature Clips

"But it's all good because when I turn on the film or I look at me on the football field, no one plays faster than me. You can go ask coaches in Green Bay, as far as how I played before breaking my collarbone last year. Ask them who played faster than me, and I don't think they would say anybody. Maybe Clay Matthews -- Clay is a bad boy. But, nah. All the stuff they're saying just ain't true."

Woodson is not alone in his determination to prove himself a still-viable force. The Raiders, one year after allowing the third-most offensive points in the NFL, could end up fielding as many as nine new defensive starters, each of whom was given up on by his former club. The unit might look like the Land of Misfit Players to some outsiders, but within the locker room the focus is on opportunity.

"The organization brought in some hungry guys," says Woodson, who turns 37 in October. "They're guys who signed one-year or two-year deals who can come out here, show out, then next year be looking at something [more lucrative] here or elsewhere."

Even in a league where roster turnover is common, what the Raiders have done is eye-popping. According to Football Outsiders, it's only the second time in the modern era that a team has changed as many as nine primary defensive starters in one year. The only other time it was done was in 2002, by ... the Raiders, who also made nine changes.

That Oakland team advanced to the Super Bowl (where it was routed by the Bucs), but no one is expecting the past to be prologue. The Raiders haven't had a winning season in 10 years, and one Las Vegas sports book lists their over/under at 5.5 victories. To even have a shot at that figure, the defense must be better than it was a year ago, when it surrendered 18 touchdowns on the ground (which tied for third-most in the league), 28 scores through the air (more than all but seven other teams) and managed just 25 sacks (second-fewest in the league).

Enter tackles Pat Sims and Vance Walker, end Jason Hunter, linebackers Nick Roach, Kevin Burnett and Kaluka Maiava, cornerbacks Mike Jenkins and Tracy Porter and Woodson. The Raiders also used a first-round pick on cornerback D.J. Hayden and a third-rounder on linebacker Sio Moore, both of whom could challenge for starting jobs as rookies.

The issue is how best to turn nine new starters into a cohesive unit. "The challenge is these guys really understanding ways that guys are going to play the game and really get a feel for what everybody else is seeing on the football field," says coach Dennis Allen. "It's really about getting 11 guys to play together and understand what their role is within the scheme. The thing we've got is that we have some veteran players, who understand how to do the job. The bad thing with that sometimes is that guys can be set in their ways. The good thing is, this is a group of guys that is eager and willing to do it the Raider way. That's why I like this team."

What Allen also likes is the players' willingness to practice. It was a struggle at times last season to get some veterans to consider practice as important as he did in his first year as a head coach. In fact, there were times early in training camp when newcomers could be seen grimacing from aches and bruises, strains and sprains, yet they refused to leave the field.

Oakland Raiders Feature Clips

Defensive coordinator Jason Tarver, meanwhile, is pleased to have a group of veterans who are capable of making adjustments on the fly. "You can talk to them about subtle things and you can talk to them about major things," he says. "It's not too big for them. The personalities are big, too. Roach is smart, a little bit funny, he wants to do it right, and he likes solving things in the moment. Communicating with those players is really what you love about coaching."

Coaches are also enamored of talented veterans who are motivated, such as Woodson. He commands your attention when he's on the field. There is a suddenness when he breaks on the ball that few players possess. Woodson makes the game look easy even when it's difficult, as the rookie Hayden has learned. As Hayden walked off the field after a recent practice, sweat pouring down his face, multiple sets of shoulder pads and helmets in his hands, he shook his head at what he had just witnessed from Woodson.

"I couldn't even believe it," Hayden said. "I don't even think he was sweating. He's just so smooth."

"I told him I'm a machine," says Woodson, who breaks into a deep laugh.

One thing Woodson won't laugh about is his desire to show he's still a defensive force. And once again he gets straight to the point. "I ain't going to lie, it's kind of hurtful to have people taking shots at you for whatever reason, or just because you're 35, 36 or going on 37," he says. "But it's all good. I read it and put in my mental bank."

Like his new teammates, he hopes to collect interest beginning in Week 1.